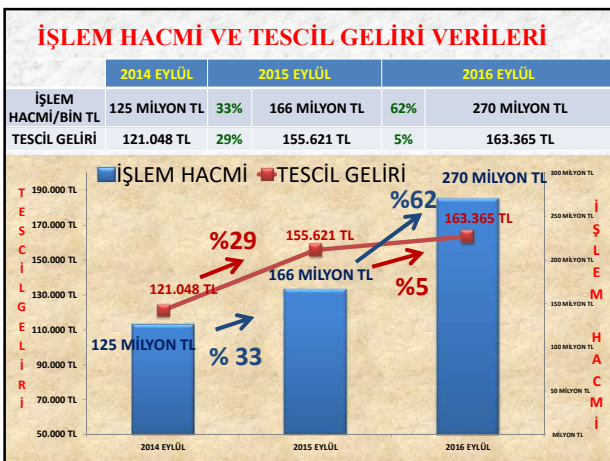




ÜRÜN ADI	2014 EYLÜL			2015 EYLÜL			2016 EYLÜL		
	TON	İŞL. HCM. (BİN TL)	ORT. FİYAT	TON	İŞL. HCM. (BİN TL)	ORT. FİYAT	TON	İŞL. HCM. (BİN TL)	ORT. FİYAT
ARPA	1.724 TON	1.191 (BİN TL)	0,69 TL	1.294 TON	825 (BİN TL)	0,64 TL	809 TON	612 (BİN TL)	0,76 TL
MISIR (YEMLİK)	1.338 TON	947 (BİN TL)	0,71 TL	2.121 TON	1.500 (BİN TL)	0,71 TL	5.187 TON	3.680 (BİN TL)	0,71 TL
MASRA(SLAJ)	4.831 TON	626 (BİN TL)	-	23.944 TON	3.440 (BİN TL)	-	13.517 TON	1.934 (BİN TL)	0,14 TL
BUĞDAY	10.292 TON	8.098 (BİN TL)	0,79 TL	8.595 TON	6.330 (BİN TL)	0,74 TL	3.696 TON	2.971 (BİN TL)	0,80 TL
NOHUT	1.909 TON	5.172 (BİN TL)	2,71 TL	2.046 TON	6.126 (BİN TL)	2,99 TL	1.255 TON	6.257 (BİN TL)	4,99 TL
LEBLEBİ	2.529 TON	9.625 (BİN TL)	3,81 TL	2.652 TON	10.940 (BİN TL)	4,13 TL	2.111 TON	11.479 (BİN TL)	7,47 TL
ANASON	547 TON	3.766 (BİN TL)	6,89 TL	907 TON	6.667 (BİN TL)	7,35 TL	379 TON	2.718 (BİN TL)	7,18 TL
AYÇEKİRDEĞİ	4.015 TON	15.707 (BİN TL)	3,91 TL	4.699 TON	18.662 (BİN TL)	3,97 TL	12.281 TON	55.035 (BİN TL)	4,96 TL
SÜTLÜK	18.729 M ³	21.061 (BİN TL)	1,12 TL	18.797 M ³	21.178 (BİN TL)	1,13 TL	26.291 TON	27.804 (BİN TL)	1,06 TL
PAMUK	-	-	-	388 TON	1.737 (BİN TL)	4,47 TL	-	-	-
HASHAŞ	3.793 TON	18.304 (BİN TL)	4,83 TL	5.126 TON	26.794 (BİN TL)	5,23 TL	1.581 TON	7.699 (BİN TL)	4,87 TL
B.B. HAYVAN (AD)	2.872 ADET	10.780 (BİN TL)	3.753 TL	2613 ADET	12.208 (BİN TL)	4.672 TL	36.085 ADET	112.238 (BİN TL)	3.110 TL
K.B. HAYVAN (AD)	7.647 ADET	2.825 (BİN TL)	369 TL	8.245 ADET	3.269 (BİN TL)	396 TL	6.213 ADET	2.687 (BİN TL)	433 TL
KEKİK	2.478 TON	13.122 (BİN TL)	5,29 TL	3.580 TON	19.767 (BİN TL)	5,52 TL	2.388 TON	11.577 (BİN TL)	4,85 TL



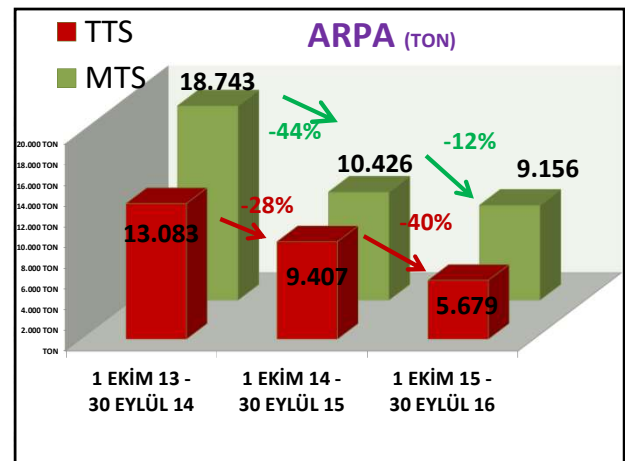
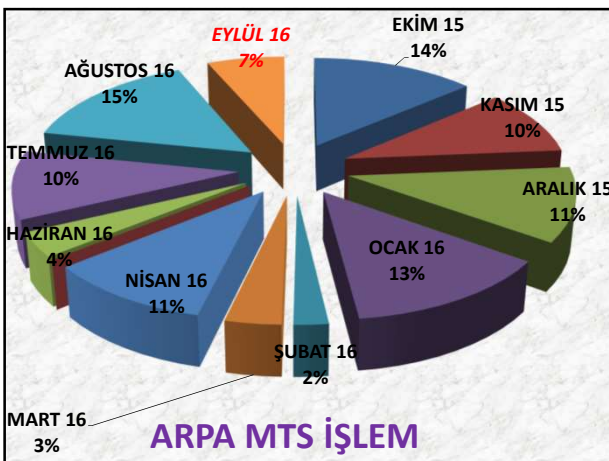
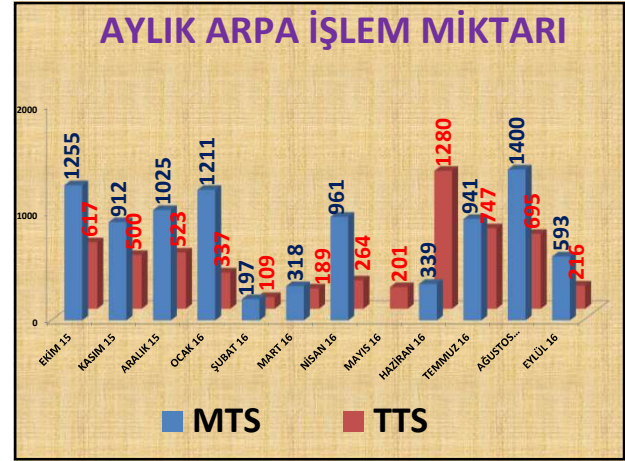
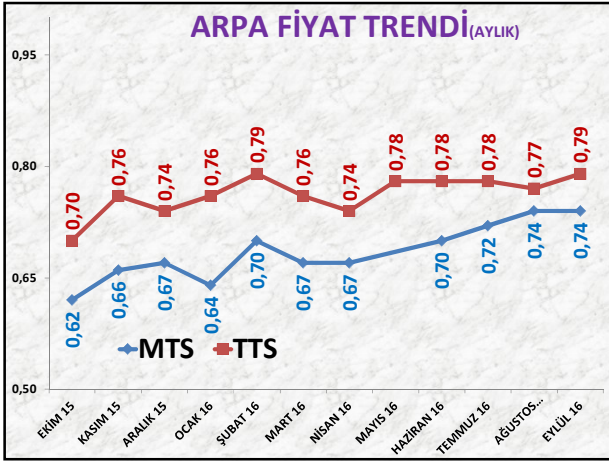
ARPA

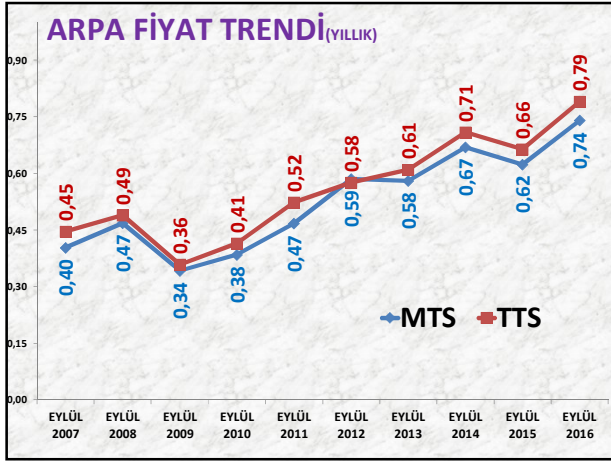
İŞLEM HACMİ (TON)	2014 EYLÜL	2015 EYLÜL	2016 EYLÜL
MTS	796 TON	889 TON	593 TON
TTS	904 TON	388 TON	216 TON

EN AZ FİYAT	2014 EYLÜL	2015 EYLÜL	2016 EYLÜL
MTS	0,57 TL	0,59 TL	0,67 TL
TTS	0,63 TL	0,62 TL	0,71 TL

EN ÇOK FİYAT	2014 EYLÜL	2015 EYLÜL	2016 EYLÜL
MTS	0,73 TL	0,69 TL	0,80 TL
TTS	0,80 TL	0,75 TL	0,89 TL

ORT. FİYAT	2014 EYLÜL	2015 EYLÜL	2016 EYLÜL
MTS	0,67 TL	0,62 TL	0,74 TL
TTS	0,71 TL	0,66 TL	0,79 TL





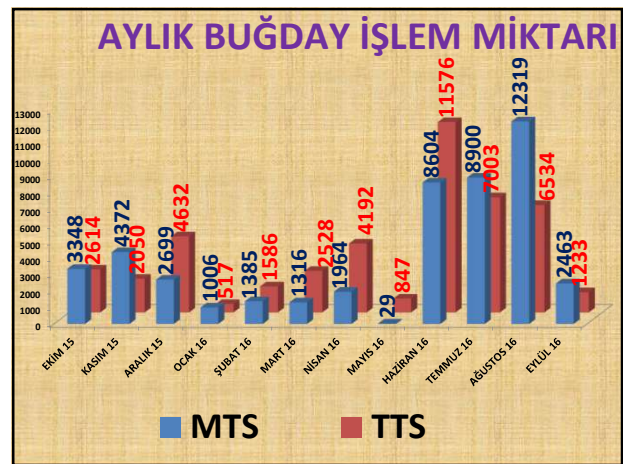
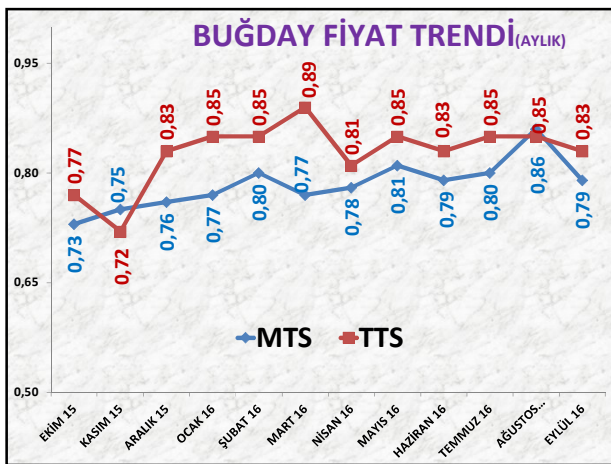
BUĞDAY

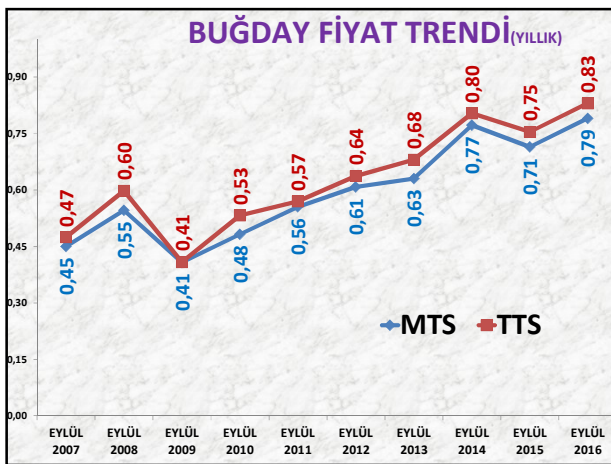
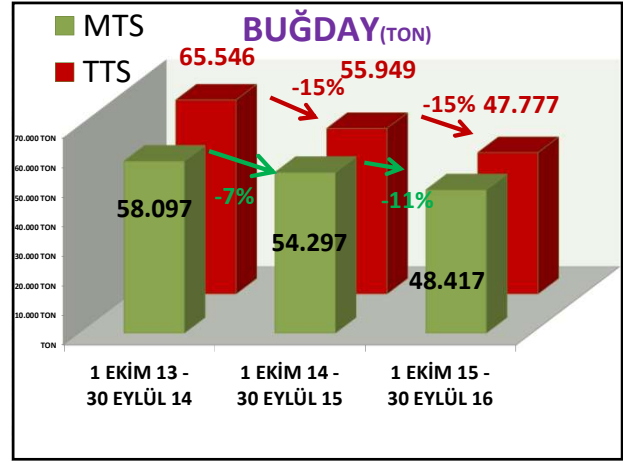
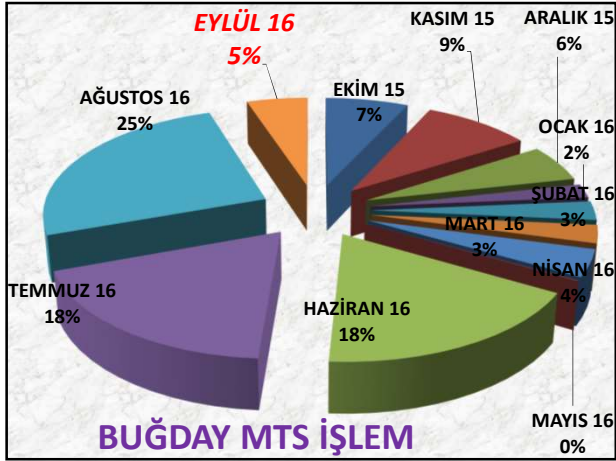
İŞLEM HACMİ (TON)	2014 EYLÜL		2015 EYLÜL		2016 EYLÜL	
	Hacim	Değişim	Hacim	Değişim	Hacim	Değişim
MTS	5.094 TON	-21%	4.033 TON	-39%	2.463 TON	-72%
TTS	5.162 TON	-13%	4.484 TON	-72%	1.233 TON	-72%

EN AZ FİYAT	2014 EYLÜL		2015 EYLÜL		2016 EYLÜL	
	Fiyat	Değişim	Fiyat	Değişim	Fiyat	Değişim
MTS	0,62 TL	5%	0,65 TL	8%	0,70 TL	8%
TTS	0,64 TL	0%	0,64 TL	8%	0,69 TL	8%

EN ÇOK FİYAT	2014 EYLÜL		2015 EYLÜL		2016 EYLÜL	
	Fiyat	Değişim	Fiyat	Değişim	Fiyat	Değişim
MTS	0,84 TL	7%	0,90 TL	12%	1,01 TL	12%
TTS	1,37 TL	23%	1,68 TL	-6%	1,58 TL	-6%

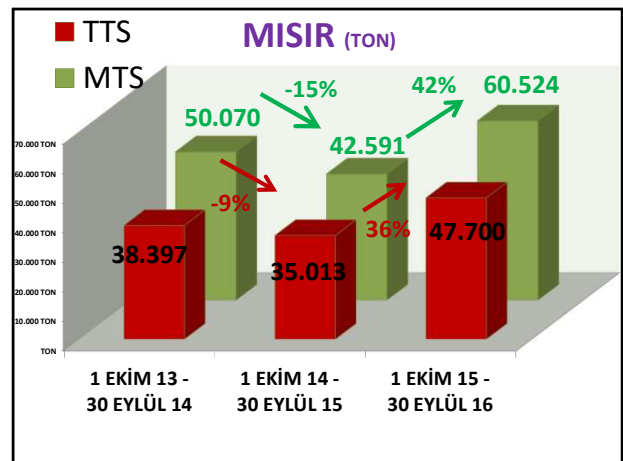
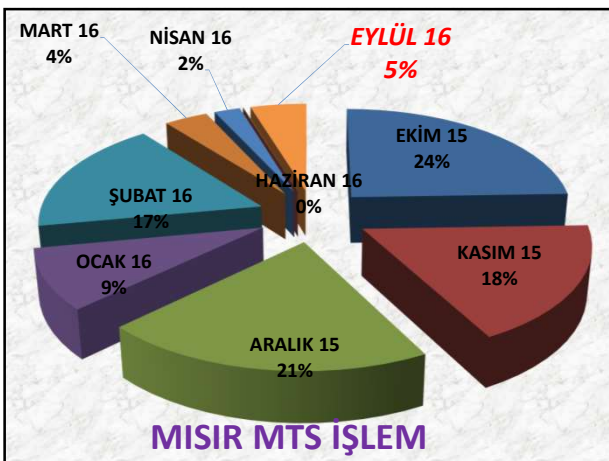
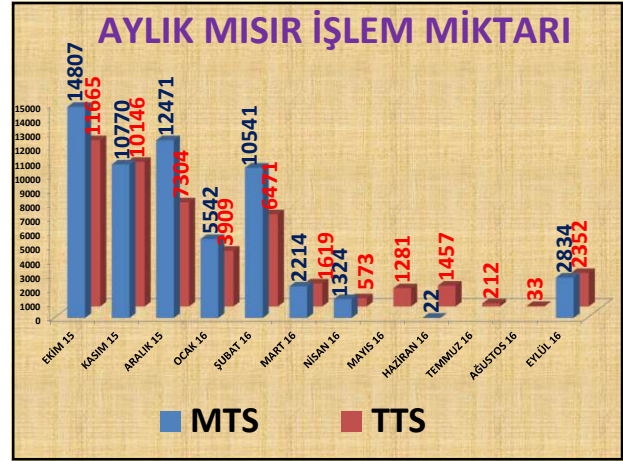
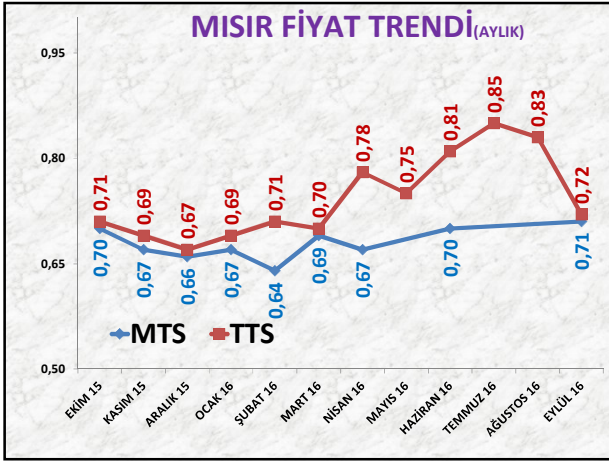
ORT. FİYAT	2014 EYLÜL		2015 EYLÜL		2016 EYLÜL	
	Fiyat	Değişim	Fiyat	Değişim	Fiyat	Değişim
MTS	0,77 TL	-7%	0,71 TL	11%	0,79 TL	11%
TTS	0,80 TL	-6%	0,75 TL	9%	0,83 TL	9%

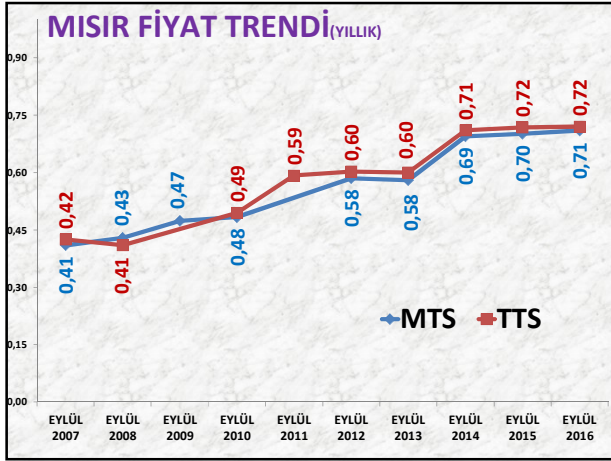




MISIR YEMLİK

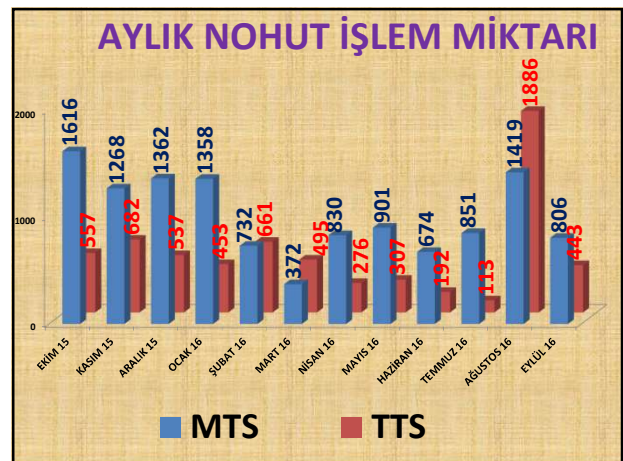
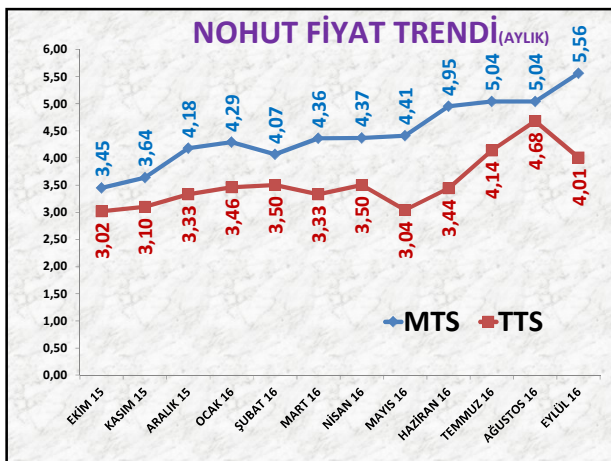
İŞLEM HACMI (TON)	2014 EYLÜL		2015 EYLÜL		2016 EYLÜL	
	MTS	TTS	MTS	TTS	MTS	TTS
MTS	209 TON	572%	1.407 TON	101%	2.834 TON	
TTS	1.129 TON	-37%	714 TON	229%	2.352 TON	
EN AZ FİYAT	2014 EYLÜL		2015 EYLÜL		2016 EYLÜL	
MTS	0,69 TL	1%	0,70 TL	-1%	0,69 TL	
TTS	0,71 TL	0%	0,71 TL	-3%	0,69 TL	
EN ÇOK FİYAT	2014 EYLÜL		2015 EYLÜL		2016 EYLÜL	
MTS	0,70 TL	1%	0,71 TL	3%	0,73 TL	
TTS	0,80 TL	-6%	0,75 TL	27%	0,95 TL	
ORT. FİYAT	2014 EYLÜL		2015 EYLÜL		2016 EYLÜL	
MTS	0,69 TL	1%	0,70 TL	1%	0,71 TL	
TTS	0,71 TL	1%	0,72 TL	0%	0,72 TL	

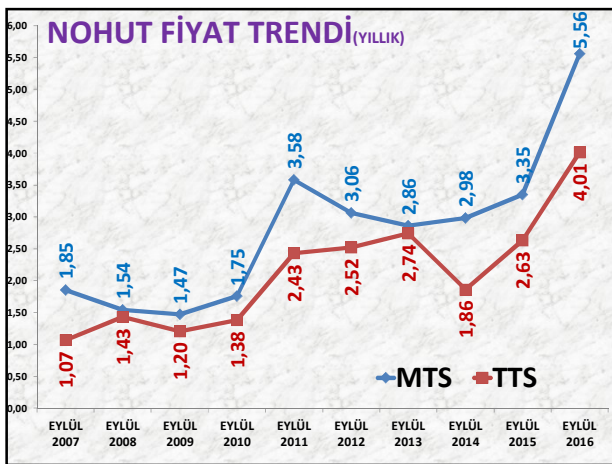
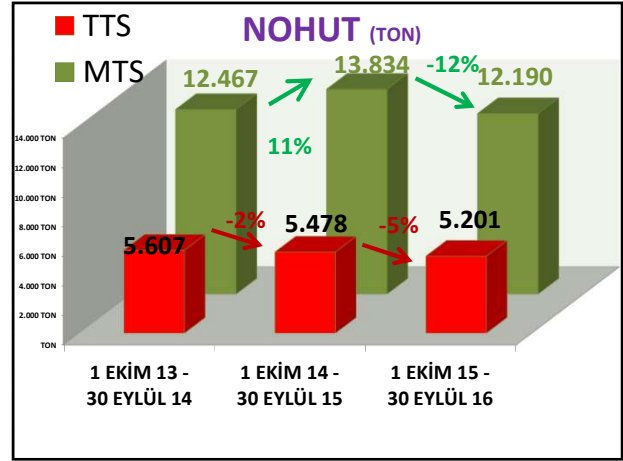
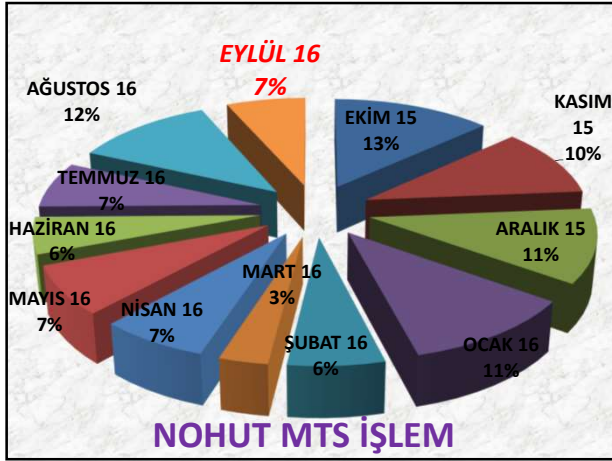




NOHUT

İŞLEM HACMI (TON)	2014 EYLÜL		2015 EYLÜL		2016 EYLÜL	
	MTS	1.435 TON	-26%	1.068 TON	-25%	806 TON
TTS	470 TON	105%	962 TON	-54%	443 TON	
EN AZ FİYAT	2014 EYLÜL		2015 EYLÜL		2016 EYLÜL	
	MTS	1,01 TL	68%	1,70 TL	57%	2,67 TL
TTS	0,40 TL	125%	0,90 TL	-33%	0,60 TL	
EN ÇOK FİYAT	2014 EYLÜL		2015 EYLÜL		2016 EYLÜL	
	MTS	4,61 TL	30%	6,00 TL	24%	7,42 TL
TTS	5,80 TL	-20%	4,65 TL	67%	7,77 TL	
ORT. FİYAT	2014 EYLÜL		2015 EYLÜL		2016 EYLÜL	
	MTS	2,98 TL	12%	3,35 TL	66%	5,56 TL
TTS	1,86 TL	42%	2,63 TL	52%	4,01 TL	





BEYAZ LEBLEBİ				
LEBLEBİ BEYAZ 8,50 mm				
İŞLEM HACMI TON	2014 EYLÜL	2015 EYLÜL	2016 EYLÜL	
TTS	13 TON	-23%	10 TON	300%
				40 TON
LEBLEBİ BEYAZ 9 + 9,50 mm				
İŞLEM HACMI TON	2014 EYLÜL	2015 EYLÜL	2016 EYLÜL	
TTS	212 TON	-58%	88 TON	-45%
				48 TON
LEBLEBİ BEYAZ 9 mm				
İŞLEM HACMI TON	2014 EYLÜL	2015 EYLÜL	2016 EYLÜL	
TTS	60 TON	-58%	25 TON	488%
				147 TON
LEBLEBİ BEYAZ TOPLAM				
İŞLEM HACMI TON	2014 EYLÜL	2015 EYLÜL	2016 EYLÜL	
TTS	285 TON	-57%	123 TON	91%
				235 TON

LEBLEBİ BEYAZ 8,50 mm FİYATLARI					
	2014 EYLÜL		2015 EYLÜL		2016 EYLÜL
EN AZ	3,10 TL	-3%	3,00 TL	82%	5,45 TL
EN ÇOK	3,80 TL	4%	3,94 TL	46%	5,75 TL
ORTALAMA	3,36 TL	0%	3,36 TL	70%	5,72 TL
LEBLEBİ BEYAZ 9+ 9,50 mm FİYATLARI					
	2014 EYLÜL		2015 EYLÜL		2016 EYLÜL
EN AZ	3,99 TL	0%	4,00 TL	50%	6,00 TL
EN ÇOK	5,70 TL	1%	5,75 TL	22%	7,01 TL
ORTALAMA	4,78 TL	11%	5,31 TL	25%	6,66 TL
LEBLEBİ BEYAZ 9 mm FİYATLARI					
	2014 EYLÜL		2015 EYLÜL		2016 EYLÜL
EN AZ	6,00 TL	0%	6,00 TL	18%	7,07 TL
EN ÇOK	7,25 TL	17%	8,50 TL	53%	13,00 TL
ORTALAMA	6,81 TL	-6%	6,43 TL	41%	9,06 TL

SARI LEBLEBİ					
LEBLEBİ SARI 9 mm					
İŞLEM HACMİ TON	2014 EYLÜL		2015 EYLÜL		2016 EYLÜL
TTS	273 TON	-51%	134 TON	-52%	65 TON
LEBLEBİ SARI 9,50 mm					
İŞLEM HACMİ TON	2014 EYLÜL		2015 EYLÜL		2016 EYLÜL
TTS	124 TON	179%	346 TON	-84%	57 TON

LEBLEBİ SARI 9,75 mm					
İŞLEM HACMİ TON	2014 EYLÜL		2015 EYLÜL		2016 EYLÜL
TTS	318 TON	16%	368 TON	-80%	75 TON
LEBLEBİ SARI 10 mm					
İŞLEM HACMİ TON	2014 EYLÜL		2015 EYLÜL		2016 EYLÜL
TTS	408 TON	16%	472 TON	52%	716 TON
LEBLEBİ SARI TOPLAM					
İŞLEM HACMİ TON	2014 EYLÜL		2015 EYLÜL		2016 EYLÜL
TTS	<u>1.123 TON</u>	18%	<u>1.321 TON</u>	-31%	<u>913 TON</u>

LEBLEBİ SARI 9 mm FİYATLARI					
	2014 EYLÜL		2015 EYLÜL		2016 EYLÜL
EN AZ	3,00 TL	3%	3,10 TL	35%	4,20 TL
EN ÇOK	4,00 TL	0%	4,00 TL	50%	6,00 TL
ORTALAMA	3,50 TL	9%	3,80 TL	38%	5,24 TL
LEBLEBİ SARI 9,50 mm FİYATLARI					
	2014 EYLÜL		2015 EYLÜL		2016 EYLÜL
EN AZ	4,10 TL	-2%	4,00 TL	55%	6,20 TL
EN ÇOK	5,00 TL	0%	5,00 TL	40%	7,00 TL
ORTALAMA	4,69 TL	-3%	4,53 TL	40%	6,34 TL

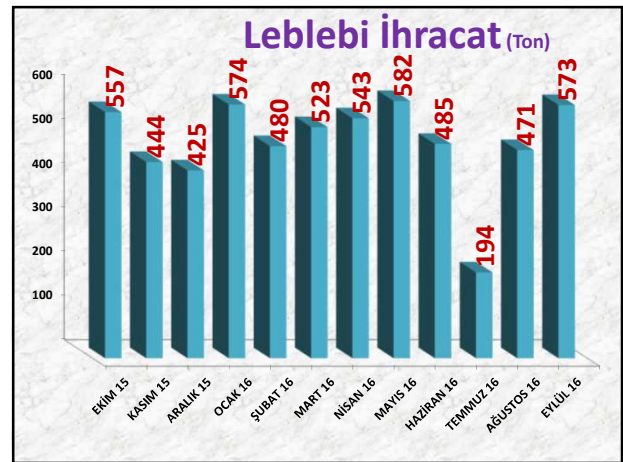
LEBLEBİ SARİ 9,75 mm FİYATLARI					
	2014 EYLÜL	2015 EYLÜL	2016 EYLÜL		
EN AZ	5,00 TL	0%	5,00 TL	43%	7,15 TL
EN ÇOK	6,00 TL	0%	6,00 TL	30%	7,80 TL
ORTALAMA	5,50 TL	2%	5,60 TL	32%	7,37 TL

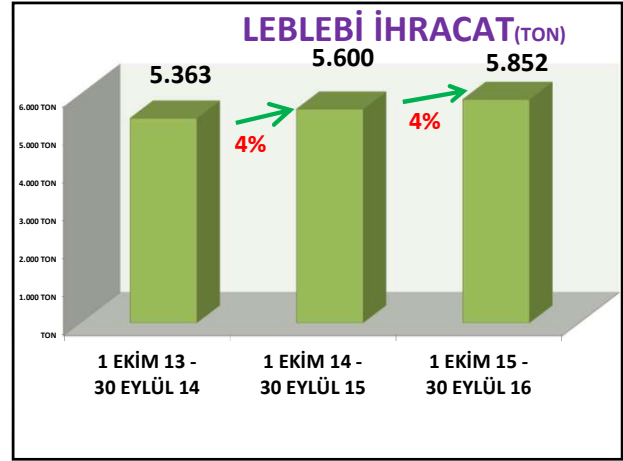
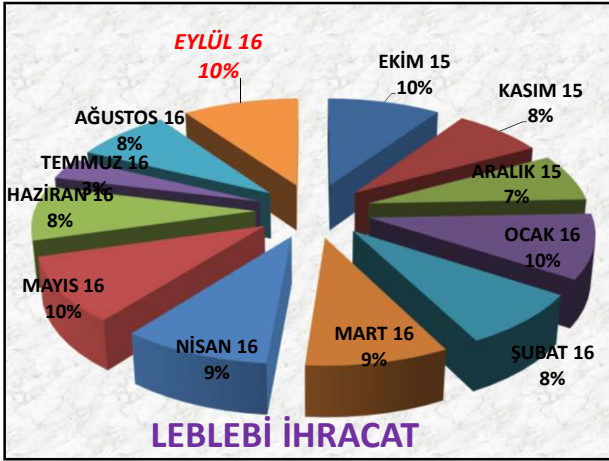
LEBLEBİ SARİ 10 mm FİYATLARI					
	2014 EYLÜL	2015 EYLÜL	2016 EYLÜL		
EN AZ	6,00 TL	0%	6,00 TL	32%	7,90 TL
EN ÇOK	7,50 TL	13%	8,50 TL	41%	12,00 TL
ORTALAMA	6,47 TL	7%	6,92 TL	36%	9,39 TL

LEBLEBİ KALBURALTI					
İŞLEM HACMI (TON)	2014 EYLÜL	2015 EYLÜL	2016 EYLÜL		
Sarı Leblebi	60 TON	9%	65 TON	-77%	15 TON
Beyaz Leblebi	34 TON	-18%	28 TON	67%	47 TON

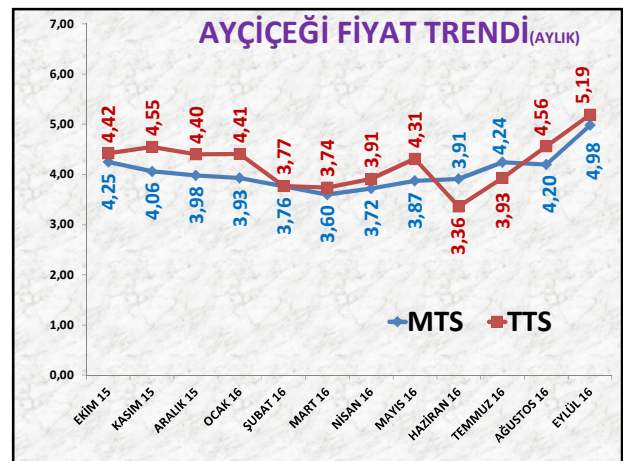
ORT. FİYAT	2014 EYLÜL	2015 EYLÜL	2016 EYLÜL		
Sarı Leblebi	2,67 TL	-28%	1,94 TL	104%	3,95 TL
Beyaz Leblebi	2,06 TL	-53%	0,97 TL	57%	1,52 TL

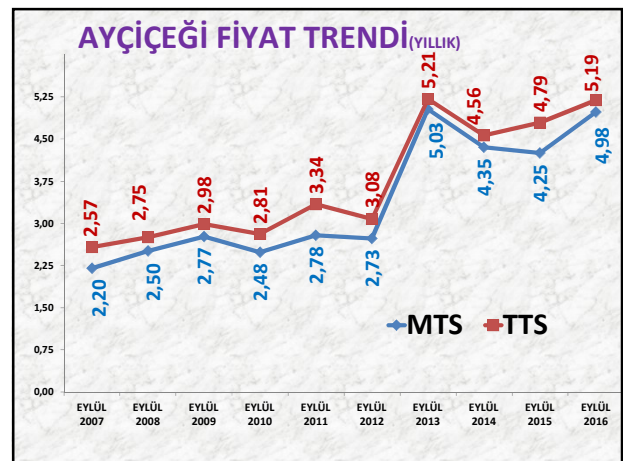
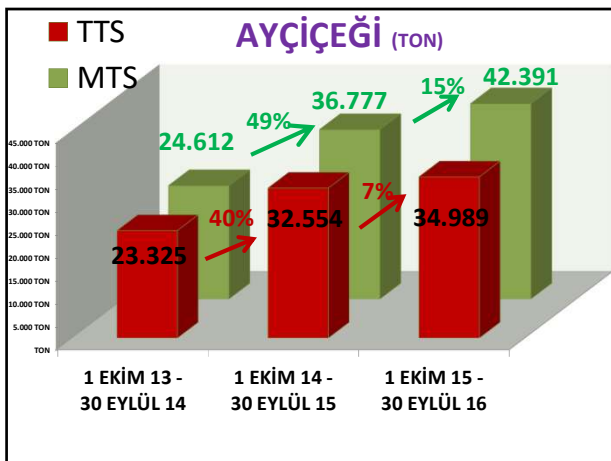
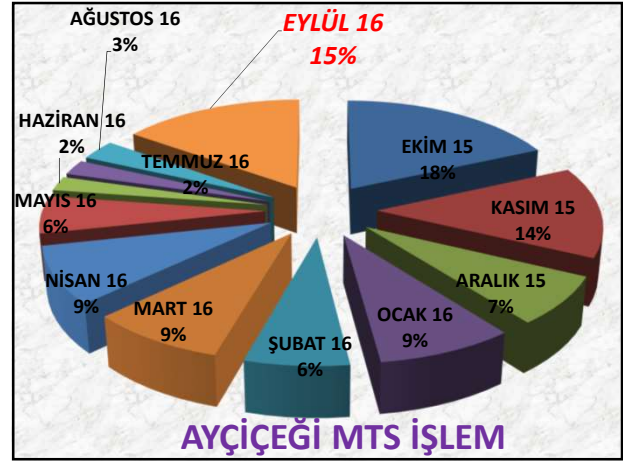
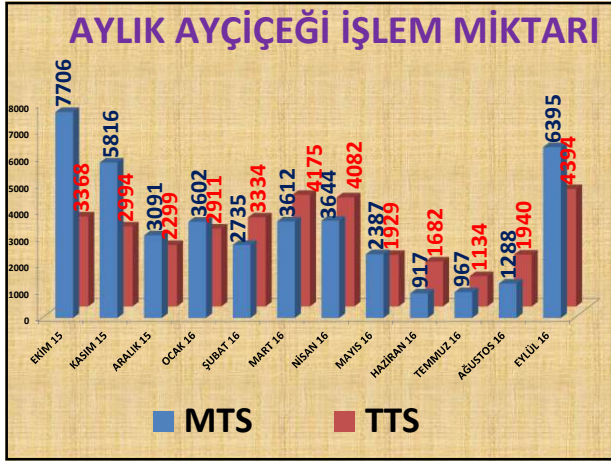
LEBLEBİ İHRACATI					
	2014 EYLÜL	2015 EYLÜL		2016 EYLÜL	
SARI LEBLEBİ	180.255 kg.	SARI LEBLEBİ	169.337 kg.	SARI LEBLEBİ	164.008 kg.
BEYAZ LEBLEBİ	291.948 kg.	BEYAZ LEBLEBİ	260.927 kg.	BEYAZ LEBLEBİ	293.890 kg.
KAPLAMALI LEBLEBİ	42.074 kg.	KAPLAMALI LEBLEBİ	20.745 kg.	KAPLAMALI LEBLEBİ	33.816 kg.
KIRIK LEBLEBİ	2.300 kg.	KIRIK LEBLEBİ	103.000 kg.	KIRIK LEBLEBİ	79.500 kg.
LEBLEBİ KALBURALTI	2.000 kg.	LEBLEBİ KALBURALTI	-	LEBLEBİ KALBURALTI	1.000 kg.
LEBLEBİ UNU	-	LEBLEBİ UNU	1.000 kg.	LEBLEBİ UNU	1.008 kg.
TOPLAM	518.576 kg.	TOPLAM	555.009 kg.	TOPLAM	573.222 kg.

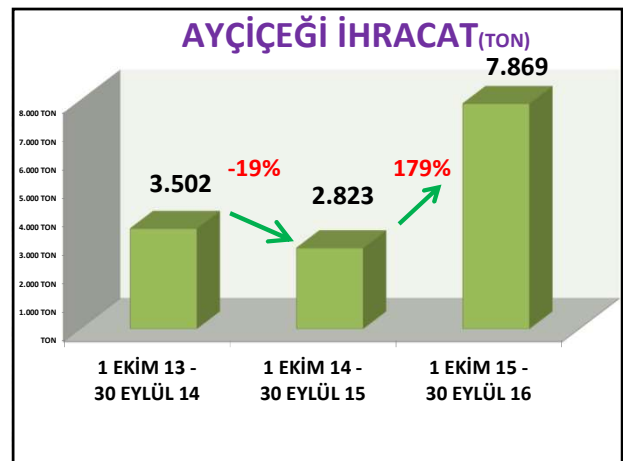
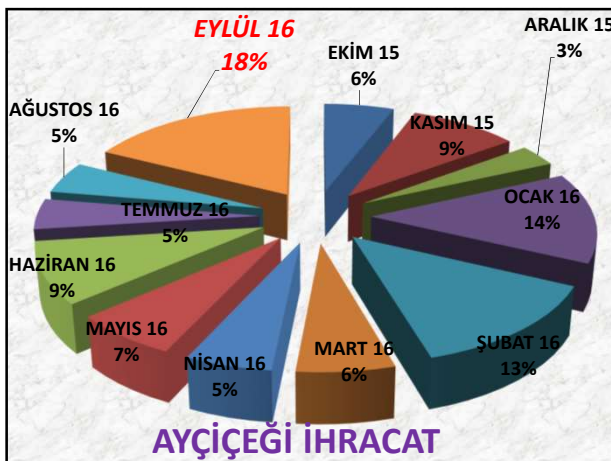
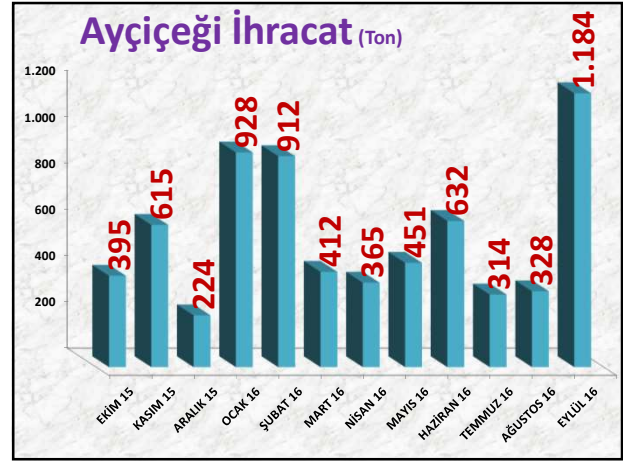
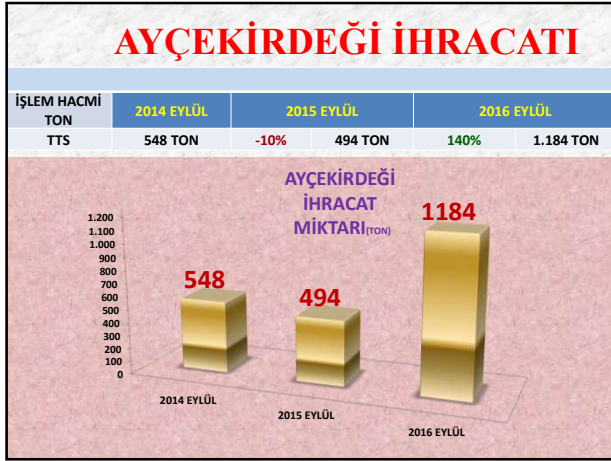


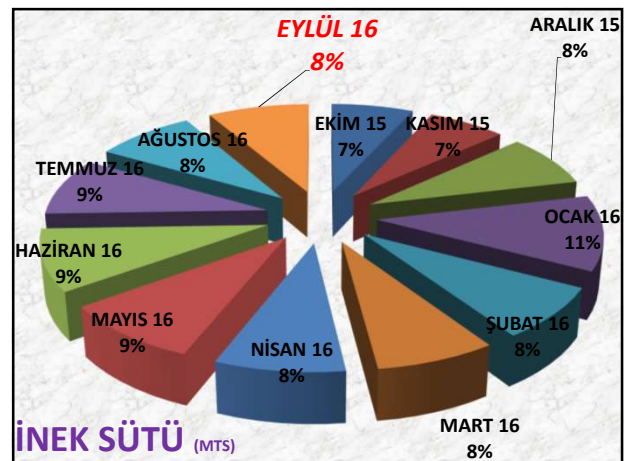
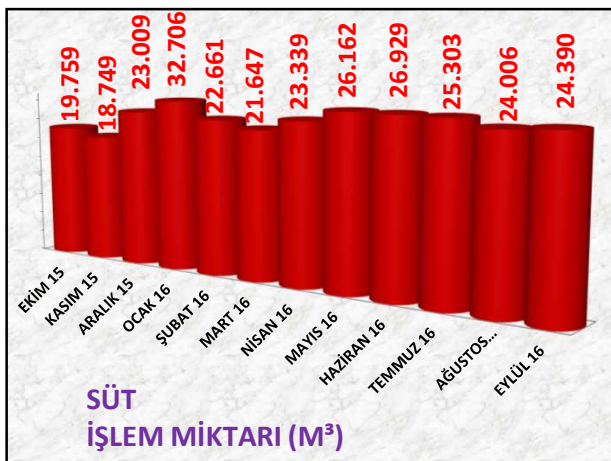
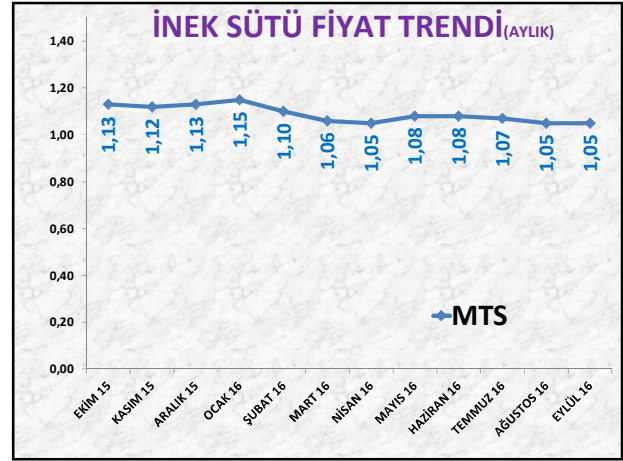
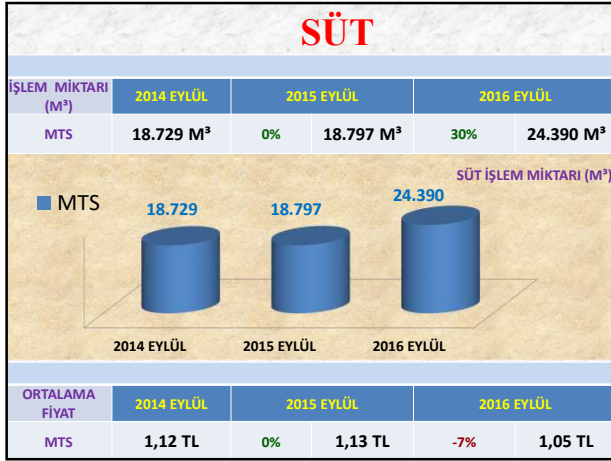


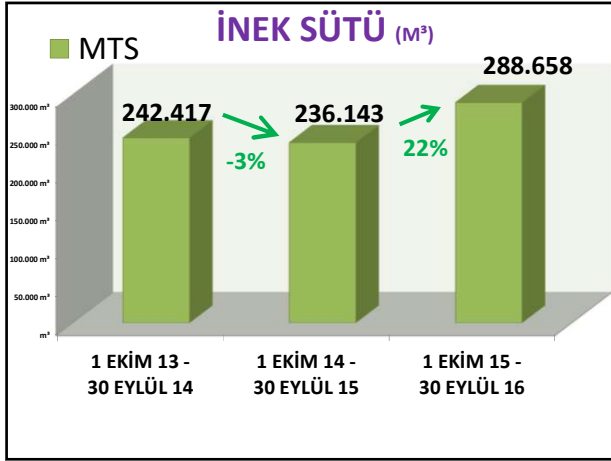
AYÇEKİRDEĞİ						
İŞLEM HACMI (TON)	2014 EYLÜL		2015 EYLÜL		2016 EYLÜL	
	MTS	1777 TON	28%	2271 TON	182%	6395 TON
TTS	1243 TON	50%	1861 TON	136%	4394 TON	
EN AZ FİYAT	2014 EYLÜL		2015 EYLÜL		2016 EYLÜL	
	MTS	2,00 TL	-38%	1,25 TL	142%	3,02 TL
	TTS	1,20 TL	-29%	0,85 TL	259%	3,05 TL
EN ÇOK FİYAT	2014 EYLÜL		2015 EYLÜL		2016 EYLÜL	
	MTS	7,02 TL	-12%	6,17 TL	-6%	5,77 TL
	TTS	7,74 TL	1%	7,78 TL	5%	8,16 TL
ORT. FİYAT	2014 EYLÜL		2015 EYLÜL		2016 EYLÜL	
	MTS	4,35 TL	-2%	4,25 TL	17%	4,98 TL
	TTS	4,56 TL	5%	4,79 TL	8%	5,19 TL











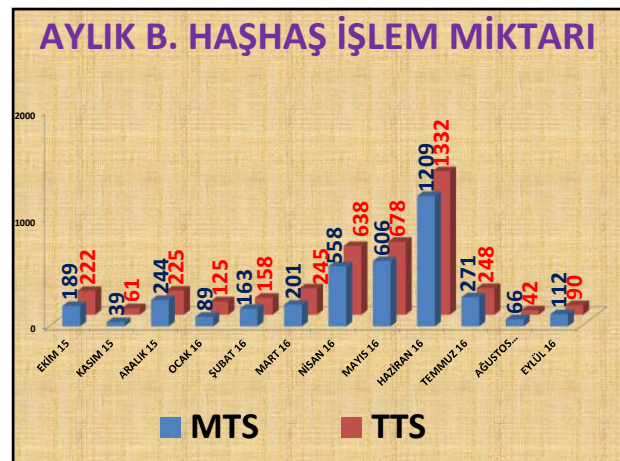
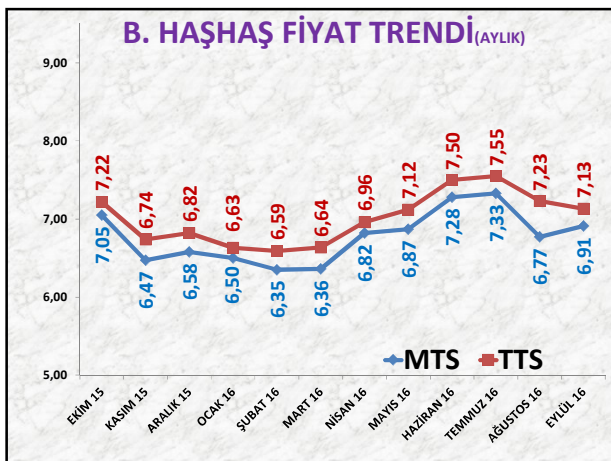
BEYAZ HAŞHAŞ

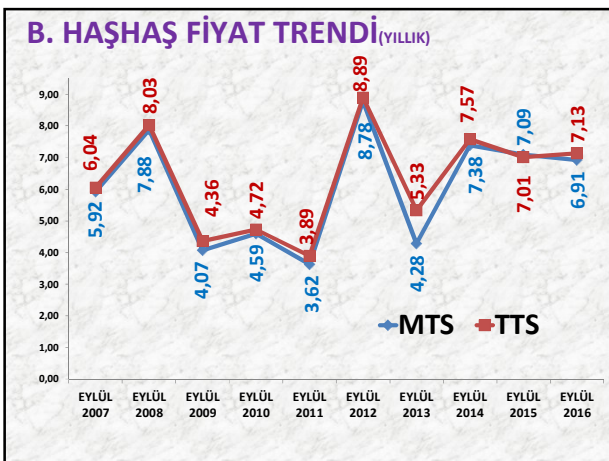
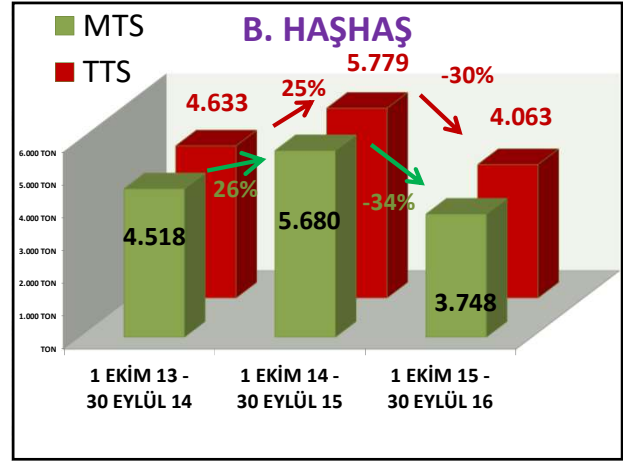
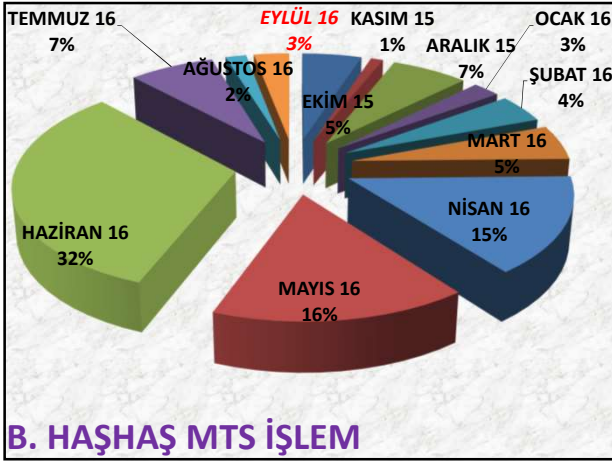
İŞLEM HACMI (TON)	2014 EYLÜL		2015 EYLÜL		2016 EYLÜL	
	MTS	496 TON	83%	909 TON	-88%	112 TON
TTS	394 TON	140%	946 TON	-91%	90 TON	

EN AZ FİYAT	2014 EYLÜL		2015 EYLÜL		2016 EYLÜL	
	MTS	6,73 TL	-3%	6,50 TL	4%	6,75 TL
TTS	6,93 TL	-28%	5,00 TL	28%	6,40 TL	

EN ÇOK FİYAT	2014 EYLÜL		2015 EYLÜL		2016 EYLÜL	
	MTS	7,71 TL	30%	10,00 TL	-28%	7,19 TL
TTS	8,87 TL	-15%	7,50 TL	13%	8,50 TL	

ORT. FİYAT	2014 EYLÜL		2015 EYLÜL		2016 EYLÜL	
	MTS	7,38 TL	-4%	7,09 TL	-2%	6,91 TL
TTS	7,57 TL	-7%	7,01 TL	2%	7,13 TL	





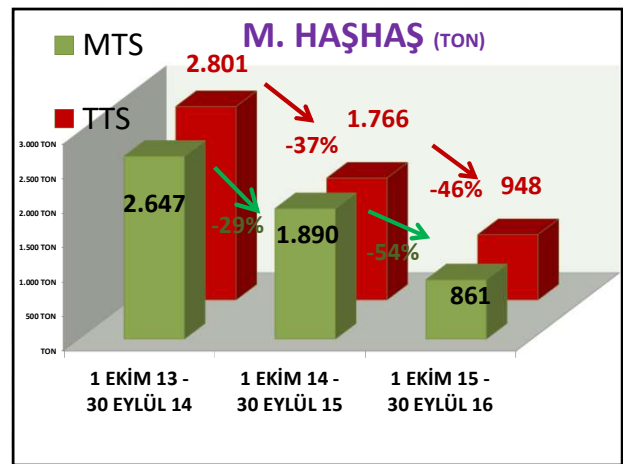
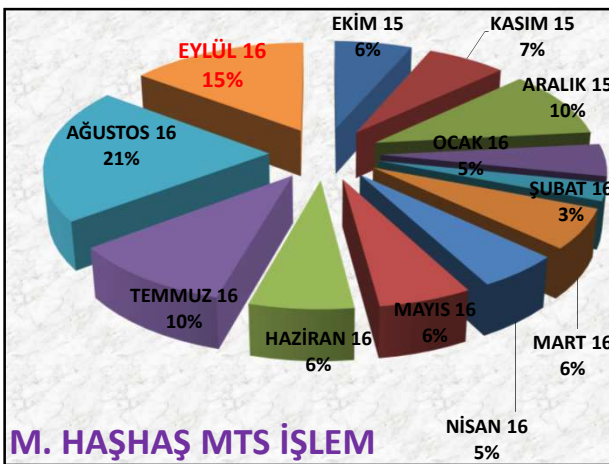
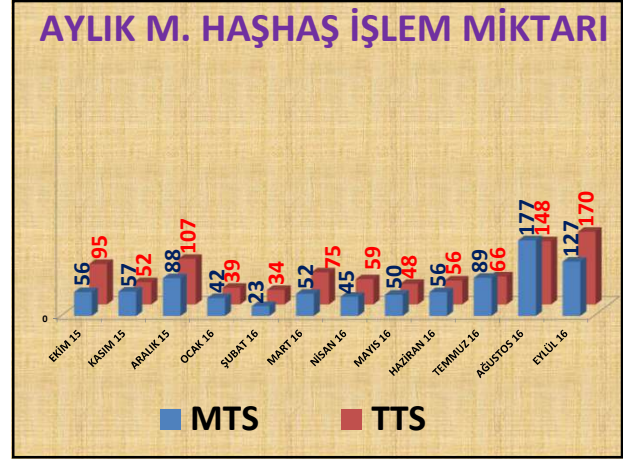
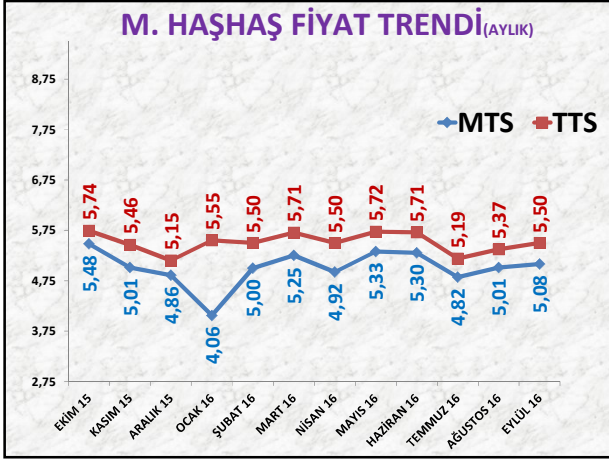
MAVİ HAŞHAŞ

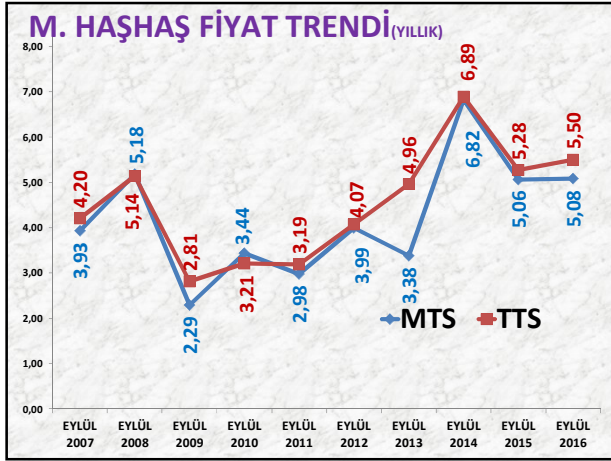
İŞLEM HACMI (TON)	2014 EYLÜL		2015 EYLÜL		2016 EYLÜL	
	Hacim	Oran (%)	Hacim	Oran (%)	Hacim	Oran (%)
MTS	167 TON	35%	225 TON	-44%	127 TON	
TTS	204 TON	44%	293 TON	-42%	170 TON	

EN AZ FİYAT	2014 EYLÜL		2015 EYLÜL		2016 EYLÜL	
	Fiyat	Oran (%)	Fiyat	Oran (%)	Fiyat	Oran (%)
MTS	6,00 TL	-20%	4,80 TL	3%	4,95 TL	
TTS	6,63 TL	-9%	6,05 TL	-13%	5,25 TL	

EN ÇOK FİYAT	2014 EYLÜL		2015 EYLÜL		2016 EYLÜL	
	Fiyat	Oran (%)	Fiyat	Oran (%)	Fiyat	Oran (%)
MTS	7,56 TL	-22%	5,87 TL	4%	6,08 TL	
TTS	8,10 TL	4%	8,43 TL	-22%	6,60 TL	

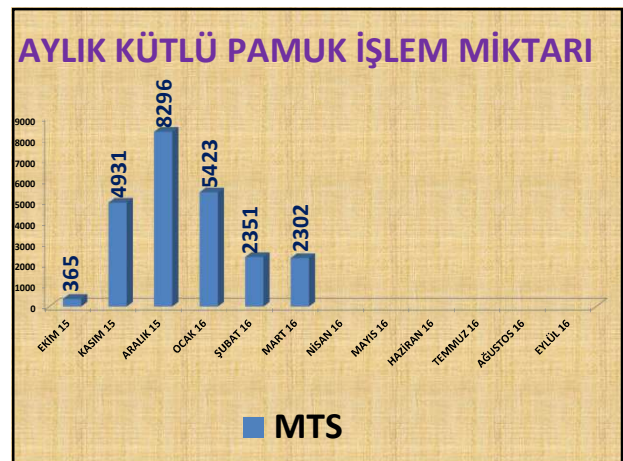
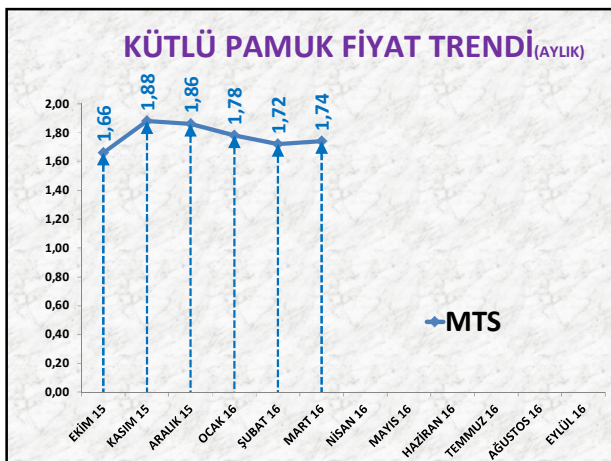
ORT. FİYAT	2014 EYLÜL		2015 EYLÜL		2016 EYLÜL	
	Fiyat	Oran (%)	Fiyat	Oran (%)	Fiyat	Oran (%)
MTS	6,82 TL	-26%	5,06 TL	0%	5,08 TL	
TTS	6,89 TL	-23%	5,28 TL	4%	5,50 TL	


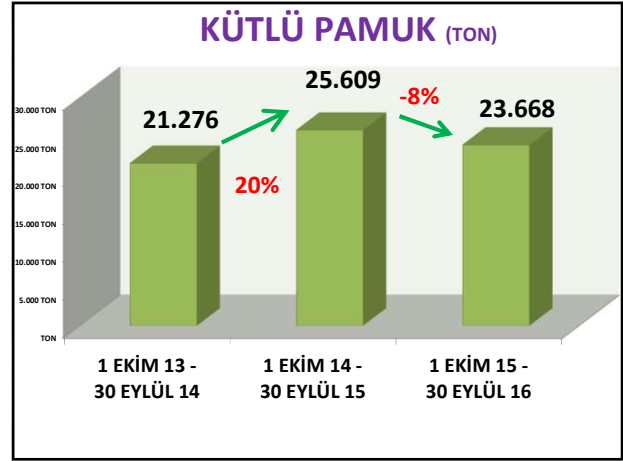
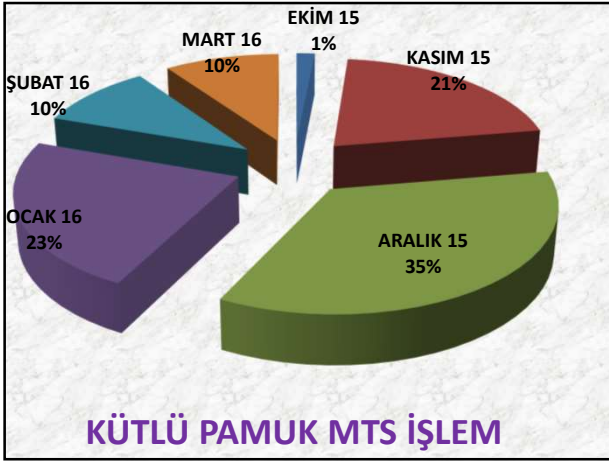




KÜTLÜ PAMUK

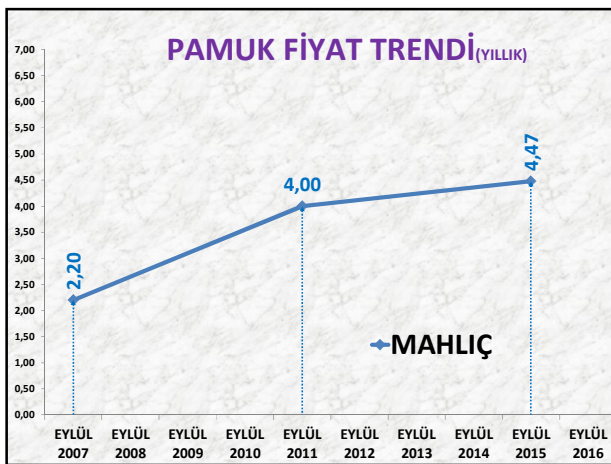
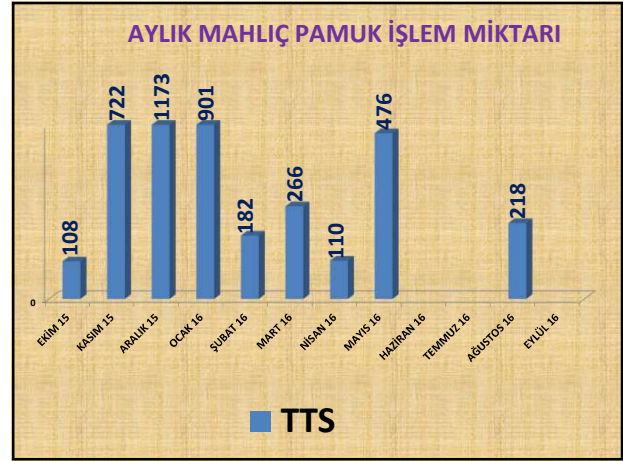
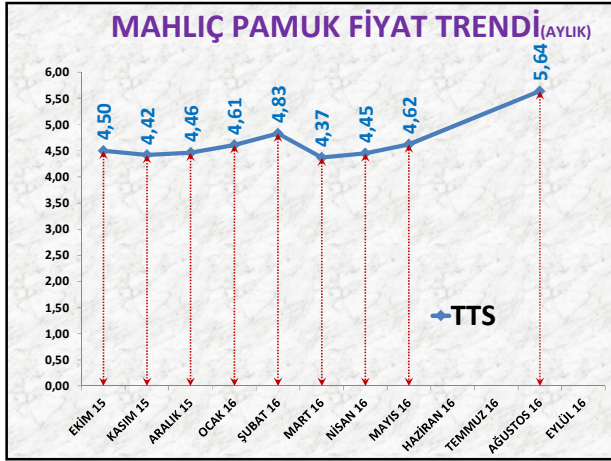
İŞLEM MİKTARI (TON)	2016 EYLÜL		
	2014 EYLÜL	2015 EYLÜL	2016 EYLÜL
MTS	-	-	-
EN AZ FİYAT	2016 EYLÜL		
MTS	-	-	-
EN ÇOK FİYAT	2016 EYLÜL		
MTS	-	-	-
ORTALAMA FİYAT	2016 EYLÜL		
MTS	-	-	-





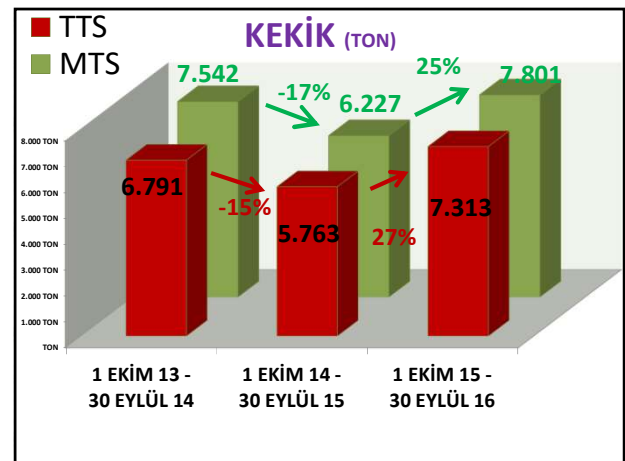
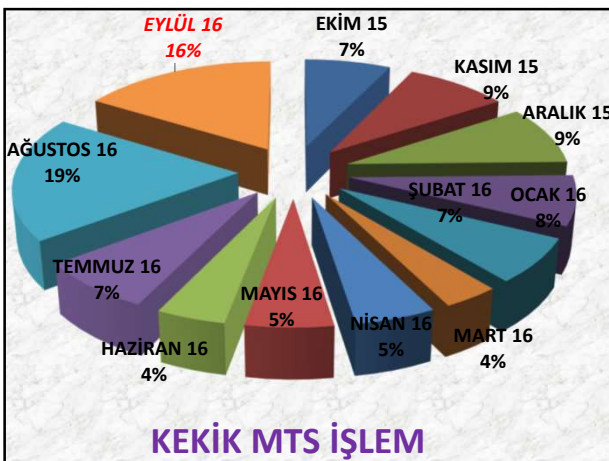
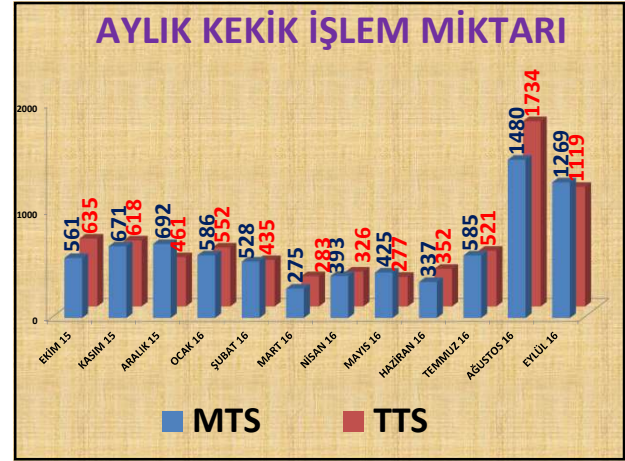
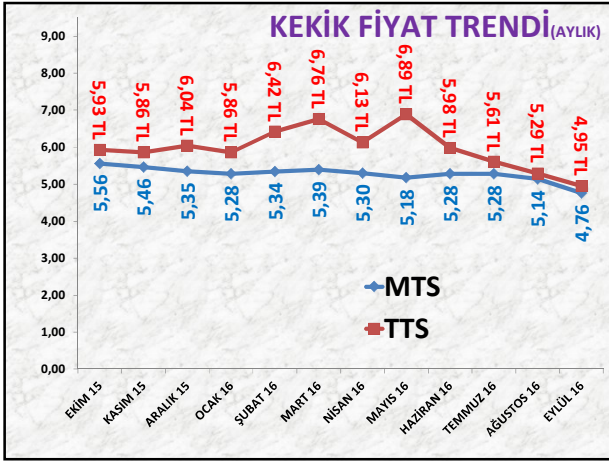
MAHLİÇ PAMUK

İŞLEM MİKTARI (TON)	2014 EYLÜL	2015 EYLÜL	2016 EYLÜL
TTS	-	-	388 TON
EN AZ FİYAT	2014 EYLÜL	2015 EYLÜL	2016 EYLÜL
TTS	-	-	3,50 TL
EN ÇOK FİYAT	2014 EYLÜL	2015 EYLÜL	2016 EYLÜL
TTS	-	-	4,63 TL
ORTALAMA FİYAT	2014 EYLÜL	2015 EYLÜL	2016 EYLÜL
TTS	-	-	4,47 TL

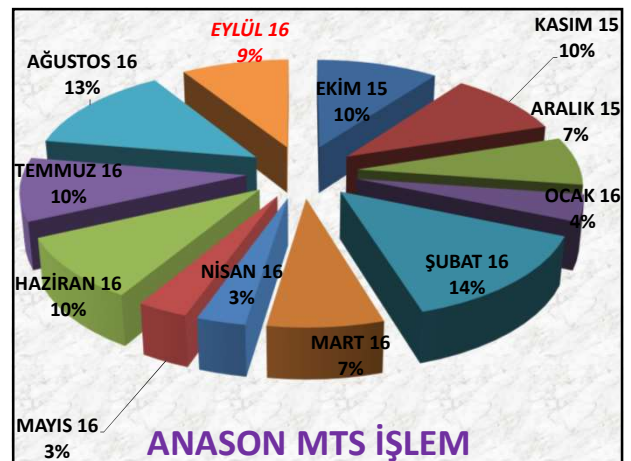
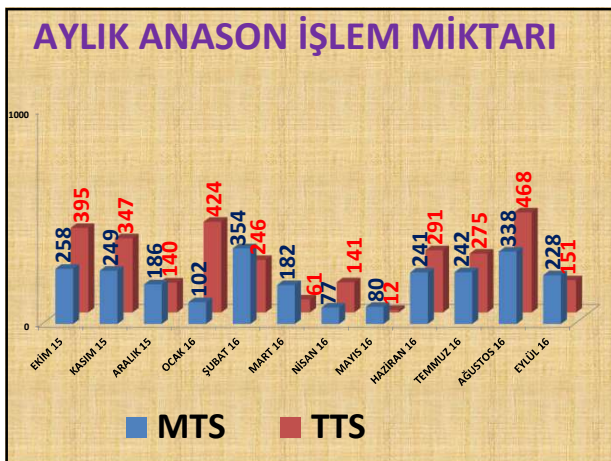
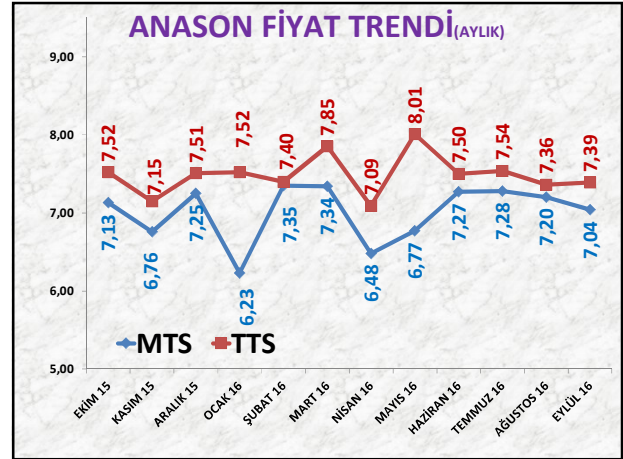


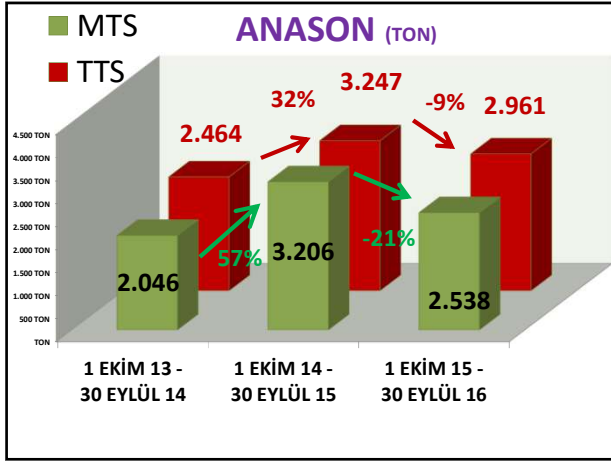
KEKİK

İŞLEM HACMI (TON)	2014 EYLÜL		2015 EYLÜL		2016 EYLÜL	
	Miktar	Oran (%)	Miktar	Oran (%)	Miktar	Oran (%)
MTS	1271 TON	50%	1901 TON	-33%	1269 TON	
TTS	1189 TON	39%	1658 TON	-32%	1119 TON	
EN AZ FİYAT	2014 EYLÜL		2015 EYLÜL		2016 EYLÜL	
MTS	1,20 TL	263%	4,35 TL	-7%	4,03 TL	
TTS	1,70 TL	121%	3,75 TL	-25%	2,80 TL	
EN ÇOK FİYAT	2014 EYLÜL		2015 EYLÜL		2016 EYLÜL	
MTS	5,97 TL	6%	6,35 TL	-1%	6,27 TL	
TTS	12,75 TL	-6%	12,00 TL	4%	12,50 TL	
ORT. FİYAT	2014 EYLÜL		2015 EYLÜL		2016 EYLÜL	
MTS	5,17 TL	4%	5,36 TL	-11%	4,76 TL	
TTS	5,44 TL	3%	5,63 TL	-12%	4,95 TL	



ANASON						
İŞLEM HACMI (TON)	2014 EYLÜL		2015 EYLÜL		2016 EYLÜL	
	MTS	112 TON	227%	365 TON	-37%	228 TON
TTS	435 TON	25%	542 TON	-72%	151 TON	
EN AZ FİYAT						
	2014 EYLÜL		2015 EYLÜL		2016 EYLÜL	
MTS	5,83 TL	8%	6,29 TL	-27%	4,60 TL	
TTS	6,04 TL	16%	7,03 TL	-1%	6,93 TL	
EN ÇOK FİYAT						
	2014 EYLÜL		2015 EYLÜL		2016 EYLÜL	
MTS	6,90 TL	8%	7,48 TL	0%	7,47 TL	
TTS	7,50 TL	13%	8,50 TL	18%	10,00 TL	
ORT. FİYAT						
	2014 EYLÜL		2015 EYLÜL		2016 EYLÜL	
MTS	6,00 TL	21%	7,28 TL	-3%	7,04 TL	
TTS	7,11 TL	4%	7,40 TL	0%	7,39 TL	





KASAPLIK CANLI HAYVAN

BÜYÜKBAŞ (ADET)	2014 EYLÜL	2015 EYLÜL	2016 EYLÜL		
MTS	2271 ADET	-14%	1960 ADET	-12%	1723 ADET
TTS	623 ADET	5%	653 ADET	2590%	17567 ADET

KÜÇÜKBAŞ (ADET)	2014 EYLÜL	2015 EYLÜL	2016 EYLÜL		
MTS	6375 ADET	0%	6384 ADET	-5%	6074 ADET
TTS	1272 ADET	46%	1861 ADET	-93%	139 ADET

