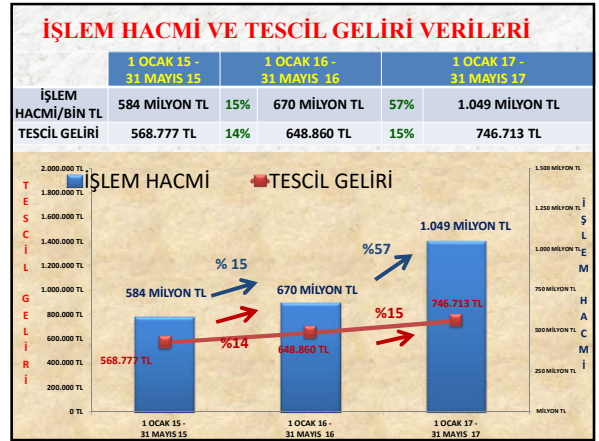
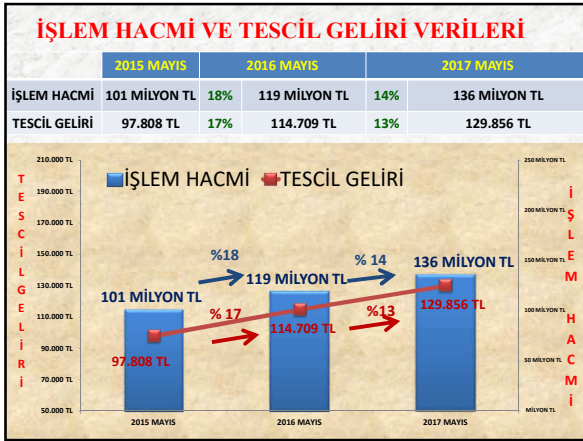




ÜRÜN BAZINDA İŞLEM HACİMLERİ

ÜRÜN ADI	2015 MAYIS			2016 MAYIS			2017 MAYIS		
	TON	İŞL. HCM.(BİN TL)	ORT.FİYAT	TON	İŞL. HCM.(BİN TL)	ORT.FİYAT	TON	İŞL. HCM.(BİN TL)	ORT.FİYAT
ARPA	231 TON	176 (BİN TL)	0,76 TL	201 TON	157 (BİN TL)	0,78 TL	86 TON	80 (BİN TL)	0,93 TL
MISIR (YEMLİK)	7.847 TON	5.724 (BİN TL)	0,73 TL	1.281 TON	964 (BİN TL)	0,75 TL	144 TON	144 (BİN TL)	0,99 TL
MASIR(SLAJ)	-	-	-	-	-	-	2.097 TON	341 (BİN TL)	0,16 TL
BUĞDAY	1.753 TON	1.537 (BİN TL)	0,88 TL	875 TON	746 (BİN TL)	0,85 TL	1.933 TON	1.761 (BİN TL)	0,91 TL
NOHUT	1.389 TON	4.170 (BİN TL)	3,00 TL	1.208 TON	4.906 (BİN TL)	4,06 TL	939 TON	6.124 (BİN TL)	6,52 TL
LEBLEBİ	3.241 TON	13.180 (BİN TL)	4,07 TL	2.491 TON	11.986 (BİN TL)	4,81 TL	2.767 TON	20.972 (BİN TL)	9,97 TL
ANASON	773 TON	5.670 (BİN TL)	7,34 TL	92 TON	636 (BİN TL)	6,93 TL	46 TON	486 (BİN TL)	10,48 TL
AYÇEKİRDEĞİ	1.979 TON	7.672 (BİN TL)	3,88 TL	4.785 TON	17.608 (BİN TL)	3,68 TL	5.303 TON	24.313 (BİN TL)	4,57 TL
SÜTLÜ	20.924 M ³	23.559 (BİN TL)	1,13 TL	27.879 TON	30.126 (BİN TL)	1,08 TL	29.535 TON	33.456 (BİN TL)	1,13 TL
PAMUK	409 TON	1.764 (BİN TL)	4,31 TL	476 TON	2.199 (BİN TL)	4,62 TL	381 TON	3.137 (BİN TL)	8,23 TL
HARŞAŞ	265 TON	1.493 (BİN TL)	5,62 TL	1.384 TON	9.545 (BİN TL)	6,90 TL	409 TON	2.975 (BİN TL)	7,28 TL
B.B. HAYVAN (AD)	2.168 ADET	9.399 (BİN TL)	4,335 TL	2597 ADET	13.041 (BİN TL)	5,021 TL	2.090 ADET	11.729 (BİN TL)	5,612 TL
K.B. HAYVAN (AD)	7.924 ADET	2.682 (BİN TL)	338 TL	8.071 ADET	3.436 (BİN TL)	426 TL	6.949 ADET	4.378 (BİN TL)	630 TL
KEKİK	596 TON	3.408 (BİN TL)	5,72 TL	702 TON	4.111 (BİN TL)	5,85 TL	613 TON	4.049 (BİN TL)	6,60 TL



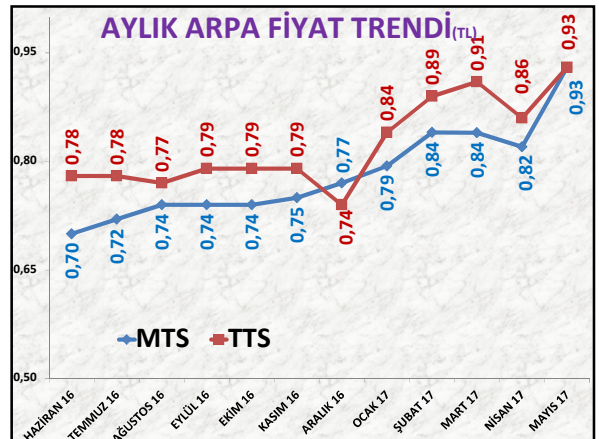
ARPA

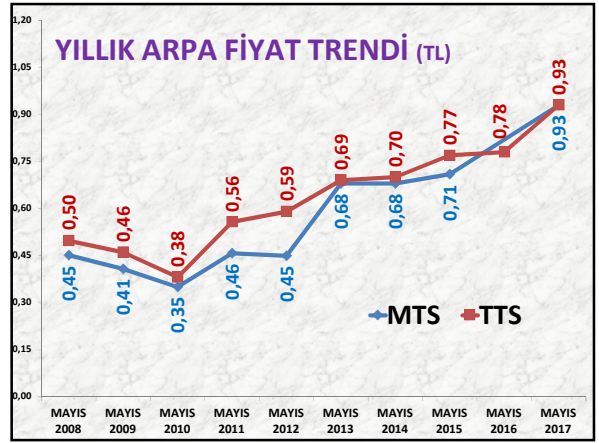
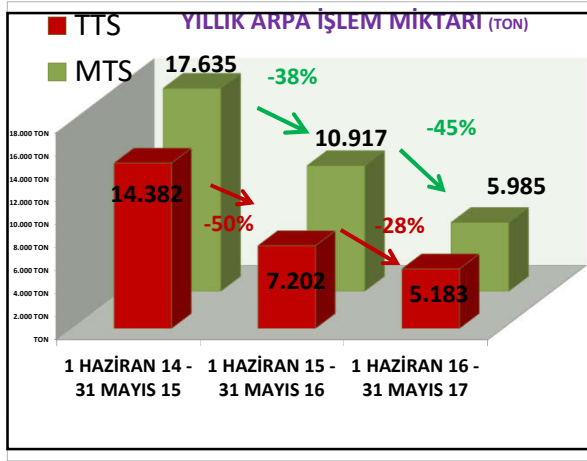
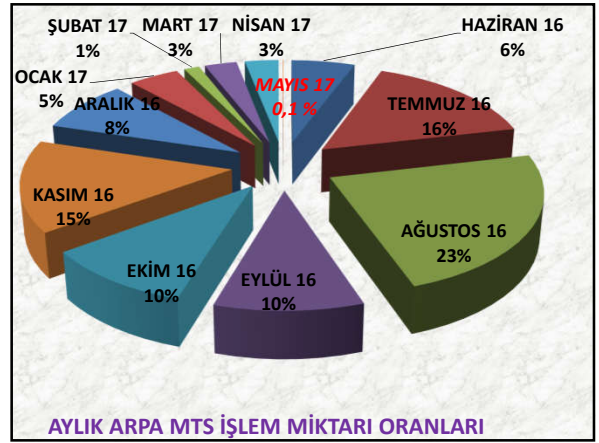
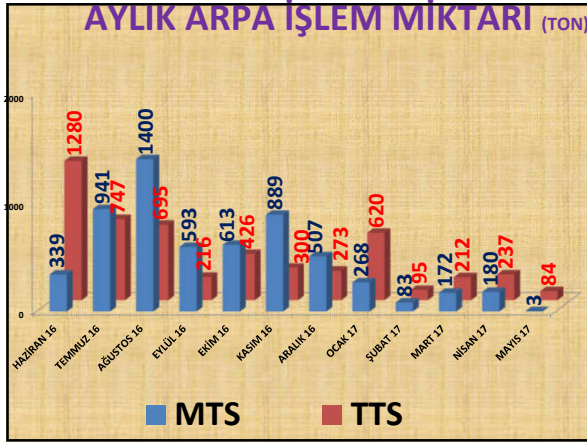
İŞLEM HACMİ (TON)	2015 MAYIS	2016 MAYIS	2017 MAYIS
MTS	39 TON	-	3 TON
TTS	192 TON	5%	201 TON
-58%			84 TON

EN AZ FİYAT	2015 MAYIS	2016 MAYIS	2017 MAYIS
MTS	0,65 TL	-	0,93 TL
TTS	0,73 TL	-3%	0,71 TL
			13%
0,80 TL			

EN ÇOK FİYAT	2015 MAYIS	2016 MAYIS	2017 MAYIS
MTS	0,80 TL	-	0,93 TL
TTS	0,85 TL	0%	0,85 TL
			16%
0,99 TL			

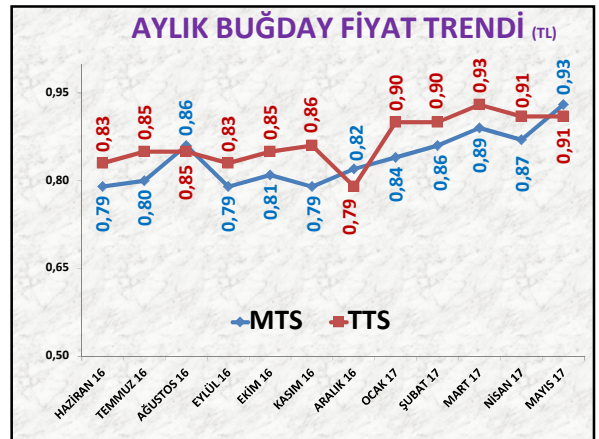
ORT. FİYAT	2015 MAYIS	2016 MAYIS	2017 MAYIS
MTS	0,71 TL	-	0,93 TL
TTS	0,77 TL	1%	0,78 TL
			19%
0,93 TL			

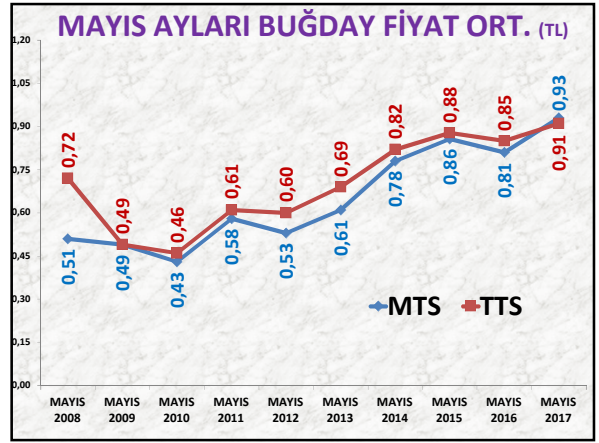
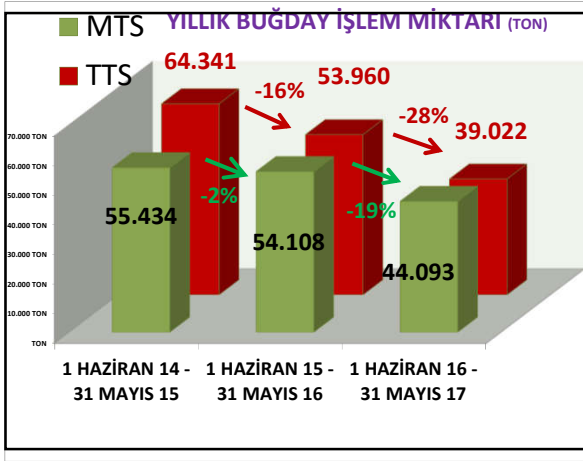
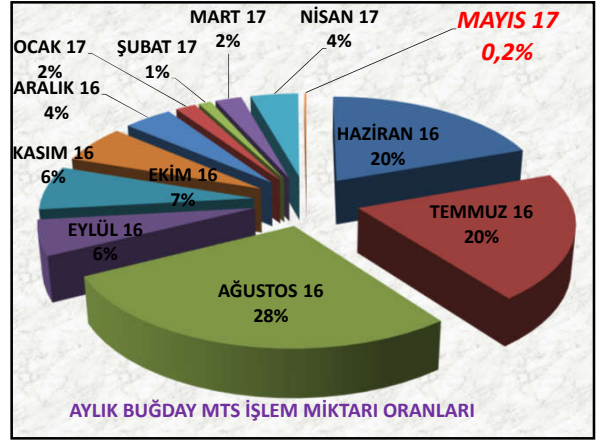
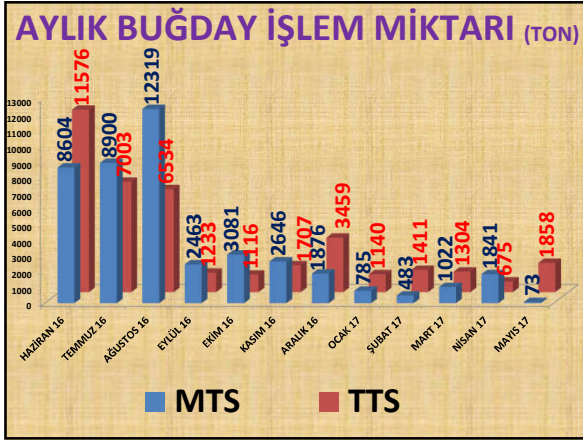




BUĞDAY

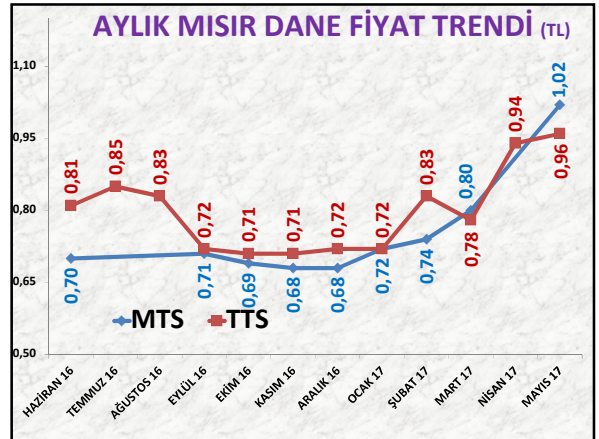
İŞLEM MİKTARI (TON)	2015 MAYIS		2016 MAYIS		2017 MAYIS	
	MTS	TTS	MTS	TTS	MTS	TTS
MTS	126 TON	-77%	29 TON	156%	73 TON	
TTS	1.615 TON	-48%	847 TON	119%	1.858 TON	
EN AZ FİYAT	2015 MAYIS		2016 MAYIS		2017 MAYIS	
	MTS	0,70 TL	14%	0,80 TL	2%	0,82 TL
TTS	0,47 TL	38%	0,65 TL	37%	0,89 TL	
EN ÇOK FİYAT	2015 MAYIS		2016 MAYIS		2017 MAYIS	
	MTS	1,00 TL	-15%	0,85 TL	12%	0,95 TL
TTS	1,68 TL	0%	1,68 TL	-35%	1,09 TL	
ORT. FİYAT	2015 MAYIS		2016 MAYIS		2017 MAYIS	
	MTS	0,86 TL	-5%	0,81 TL	15%	0,93 TL
TTS	0,88 TL	-3%	0,85 TL	7%	0,91 TL	

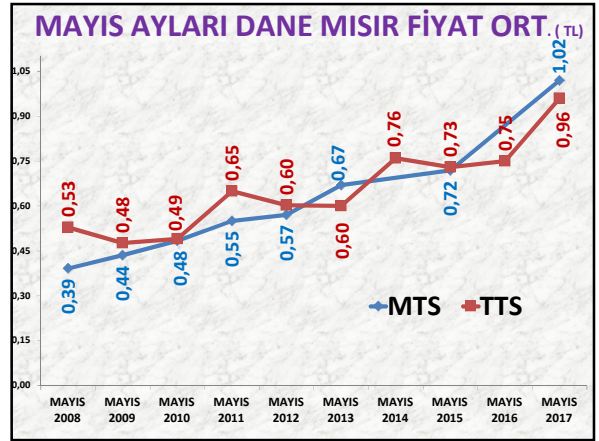
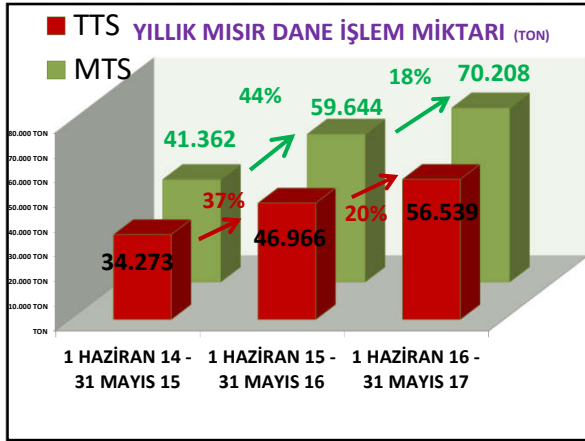
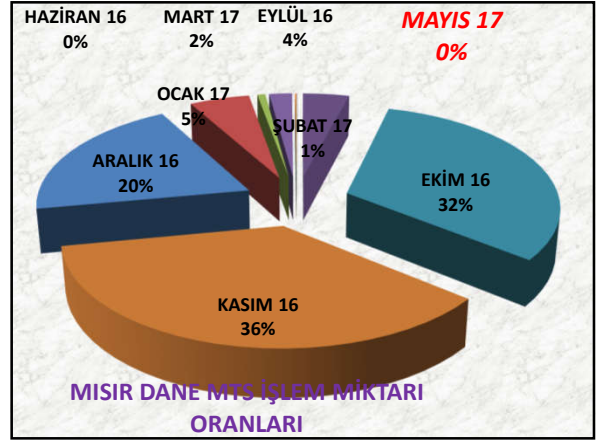
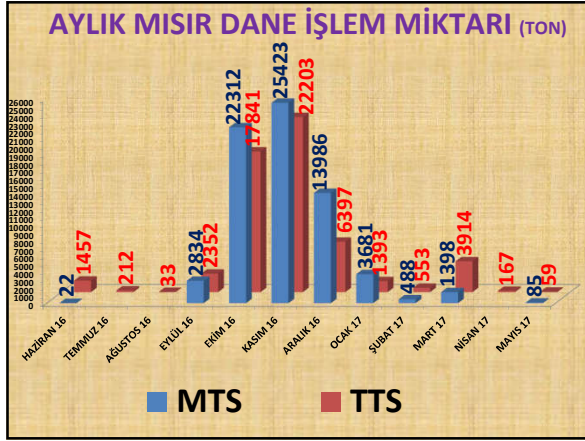




MISIR DANE

İŞLEM MİKTARI (TON)	2015 MAYIS	2016 MAYIS	2017 MAYIS
MTS	165 TON	-	85 TON
TTS	7.682 TON	-83%	1.281 TON
			-95%
			59 TON
EN AZ FİYAT	2015 MAYIS	2016 MAYIS	2017 MAYIS
MTS	0,70 TL	-	1,02 TL
TTS	0,72 TL	3%	0,74 TL
			15%
			0,85 TL
EN ÇOK FİYAT	2015 MAYIS	2016 MAYIS	2017 MAYIS
MTS	0,80 TL	-	1,02 TL
TTS	0,80 TL	13%	0,90 TL
			22%
			1,10 TL
ORT. FİYAT	2015 MAYIS	2016 MAYIS	2017 MAYIS
MTS	0,72 TL	-	1,02 TL
TTS	0,73 TL	3%	0,75 TL
			28%
			0,96 TL





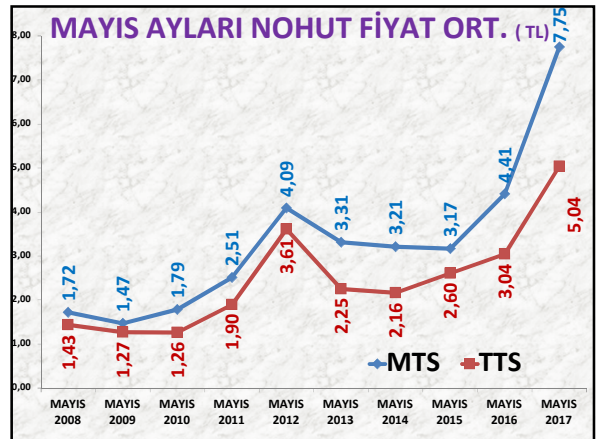
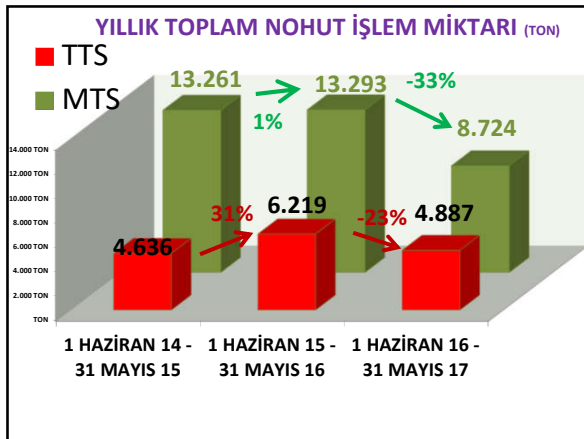
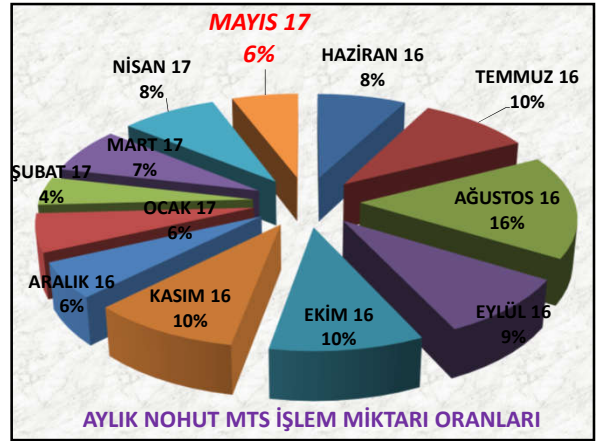
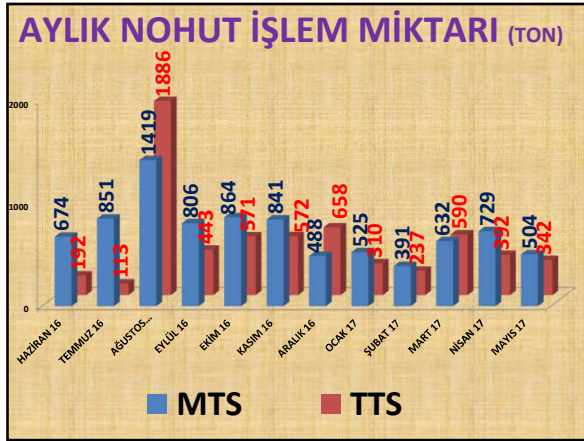
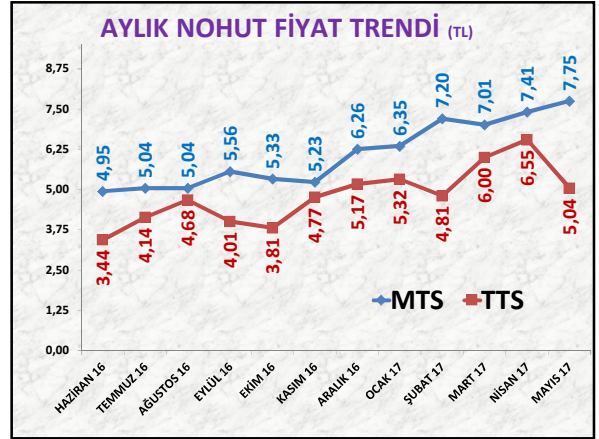
NOHUT

İŞLEM HACMİ (TON)	2015 MAYIS		2016 MAYIS		2017 MAYIS	
	MTS	992 TON	-9%	901 TON	-44%	504 TON
TTS	393 TON	-22%	307 TON	12%	342 TON	
EN AZ FİYAT						
MTS	1,03 TL	45%	1,49 TL	126%	3,37 TL	
TTS	0,40 TL	38%	0,55 TL	-24%	0,42 TL	
EN ÇOK FİYAT						
MTS	4,50 TL	49%	6,69 TL	38%	9,20 TL	
TTS	3,96 TL	49%	5,91 TL	52%	9,00 TL	
ORT. FİYAT						
MTS	3,17 TL	39%	4,41 TL	76%	7,75 TL	
TTS	2,60 TL	17%	3,04 TL	66%	5,04 TL	

NOHUT NATUREL

İŞLEM HACMİ (TON)	2015 MAYIS		2016 MAYIS		2017 MAYIS	
	MTS	805 TON	-76%	191 TON	-67%	63 TON
TTS	271 TON	-49%	139 TON	-74%	36 TON	
EN AZ FİYAT						
MTS	2,69 TL	-9%	2,46 TL	176%	6,80 TL	
TTS	1,95 TL	10%	2,15 TL	198%	6,40 TL	
EN ÇOK FİYAT						
MTS	3,50 TL	14%	4,00 TL	88%	7,50 TL	
TTS	3,82 TL	14%	4,35 TL	66%	7,20 TL	
ORT. FİYAT						
MTS	3,00 TL	14%	3,43 TL	111%	7,25 TL	
TTS	2,97 TL	8%	3,20 TL	103%	6,49 TL	

NOHUT EKSTRA LEBLEBİLİK					
İŞLEM HACMİ (TON)	2015 MAYIS		2016 MAYIS		2017 MAYIS
	MTS	167 TON	281%	637 TON	-43%
TTS	-	-	67 TON	104%	137 TON
EN AZ FİYAT					
MTS	3,80 TL	5%	4,00 TL	100%	8,00 TL
TTS	-	-	3,90 TL	92%	7,50 TL
EN ÇOK FİYAT					
MTS	4,50 TL	49%	6,70 TL	37%	9,20 TL
TTS	-	-	5,91 TL	52%	9,00 TL
ORT. FİYAT					
MTS	4,21 TL	20%	5,04 TL	74%	8,75 TL
TTS	-	-	4,35 TL	83%	7,96 TL



BEYAZ LEBLEBİ					
LEBLEBİ BEYAZ 8,50 mm					
İŞLEM MİKTARI (TON)	2015 MAYIS	2016 MAYIS	2017 MAYIS		
TTS	14 TON	450%	77 TON	73%	133 TON
LEBLEBİ BEYAZ 9 mm					
İŞLEM MİKTARI (TON)	2015 MAYIS	2016 MAYIS	2017 MAYIS		
TTS	75 TON	-51%	37 TON	305%	149 TON
LEBLEBİ BEYAZ 9+ 9,50 mm					
İŞLEM MİKTARI (TON)	2015 MAYIS	2016 MAYIS	2017 MAYIS		
TTS	304 TON	-61%	118 TON	-47%	62 TON
LEBLEBİ BEYAZ TOPLAM					
İŞLEM MİKTARI (TON)	2015 MAYIS	2016 MAYIS	2017 MAYIS		
TTS	393 TON	-41%	232 TON	48%	344 TON

LEBLEBİ BEYAZ 8,50 mm FİYATLARI					
	2015 MAYIS	2016 MAYIS	2017 MAYIS		
EN AZ	3,10 TL	63%	5,05 TL	64%	8,30 TL
EN ÇOK	3,90 TL	47%	5,75 TL	71%	9,85 TL
ORTALAMA	3,46 TL	64%	5,66 TL	65%	9,32 TL
LEBLEBİ BEYAZ 9 mm FİYATLARI					
	2015 MAYIS	2016 MAYIS	2017 MAYIS		
EN AZ	5,80 TL	29%	7,50 TL	53%	11,50 TL
EN ÇOK	7,30 TL	44%	10,50 TL	43%	15,00 TL
ORTALAMA	6,73 TL	31%	8,84 TL	44%	12,77 TL
LEBLEBİ BEYAZ 9+ 9,50 mm FİYATLARI					
	2015 MAYIS	2016 MAYIS	2017 MAYIS		
EN AZ	4,00 TL	50%	6,00 TL	67%	10,00 TL
EN ÇOK	5,75 TL	22%	7,00 TL	64%	11,50 TL
ORTALAMA	5,06 TL	27%	6,42 TL	69%	10,84 TL

SARI LEBLEBİ					
LEBLEBİ SARI 9 mm					
İŞLEM HACMİ TON	2015 MAYIS	2016 MAYIS	2017 MAYIS		
TTS	241 TON	55%	374 TON	-51%	185 TON
LEBLEBİ SARI 9,50 mm					
İŞLEM HACMİ TON	2015 MAYIS	2016 MAYIS	2017 MAYIS		
TTS	331 TON	-3%	320 TON	-35%	209 TON

LEBLEBİ SARI 9,75 mm					
İŞLEM HACMİ TON	2015 MAYIS	2016 MAYIS	2017 MAYIS		
TTS	368 TON	-53%	172 TON	140%	413 TON
LEBLEBİ SARI 10 mm					
İŞLEM HACMİ TON	2015 MAYIS	2016 MAYIS	2017 MAYIS		
TTS	580 TON	-26%	430 TON	-13%	373 TON
LEBLEBİ SARI TOPLAM					
İŞLEM HACMİ TON	2015 MAYIS	2016 MAYIS	2017 MAYIS		
TTS	1.521 TON	-15%	1.297 TON	-9%	1.180 TON

LEBLEBİ SARI 9 mm FİYATLARI					
	2015 MAYIS	2016 MAYIS	2017 MAYIS		
EN AZ	3,00 TL	33%	4,00 TL	125%	9,00 TL
EN ÇOK	4,00 TL	50%	6,00 TL	67%	10,00 TL
ORTALAMA	3,68 TL	52%	5,60 TL	70%	9,50 TL
LEBLEBİ SARI 9,50 mm FİYATLARI					
	2015 MAYIS	2016 MAYIS	2017 MAYIS		
EN AZ	4,10 TL	49%	6,10 TL	64%	10,00 TL
EN ÇOK	5,00 TL	40%	7,00 TL	61%	11,28 TL
ORTALAMA	4,50 TL	48%	6,65 TL	63%	10,86 TL

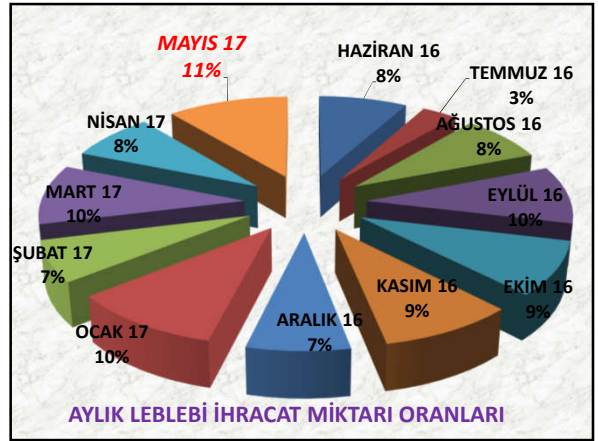
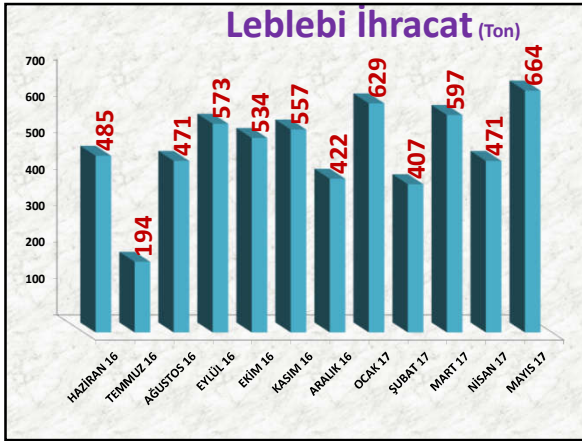
LEBLEBİ SARI 9,75 mm FİYATLARI					
	2015 MAYIS	2016 MAYIS	2017 MAYIS		
EN AZ	5,00 TL	40%	7,00 TL	64%	11,50 TL
EN ÇOK	6,00 TL	30%	7,80 TL	67%	13,00 TL
ORTALAMA	5,55 TL	32%	7,35 TL	68%	12,38 TL
LEBLEBİ SARI 10 mm FİYATLARI					
	2015 MAYIS	2016 MAYIS	2017 MAYIS		
EN AZ	6,00 TL	30%	7,80 TL	67%	13,00 TL
EN ÇOK	10,00 TL	0%	10,00 TL	60%	16,00 TL
ORTALAMA	6,78 TL	23%	8,35 TL	65%	13,81 TL

LEBLEBİ KALBURALTI

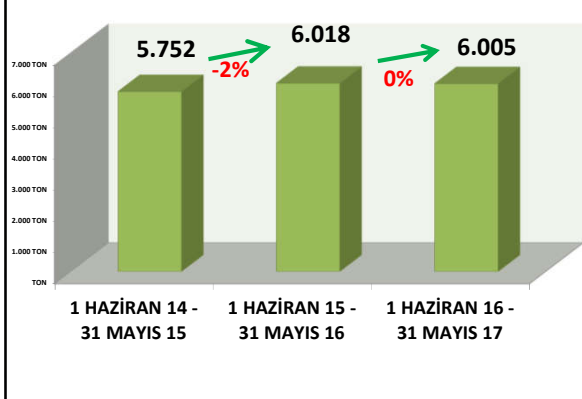
İŞLEM HACMI (TON)	2015 MAYIS		2016 MAYIS		2017 MAYIS	
	Sarı Leblebi	61 TON	-57%	26 TON	723%	217 TON
Beyaz Leblebi	16 TON	164%	43 TON	11%	48 TON	
ORT. FİYAT	2015 MAYIS		2016 MAYIS		2017 MAYIS	
Sarı Leblebi	2,50 TL	44%	3,61 TL	128%	8,22 TL	
Beyaz Leblebi	2,32 TL	19%	2,76 TL	-18%	2,27 TL	

LEBLEBİ İHRACAT MİKTARLARI

2015 MAYIS		2016 MAYIS		2017 MAYIS	
SARI LEBLEBİ	104.226 kg.	SARI LEBLEBİ	186.151 kg.	SARI LEBLEBİ	163.575 kg.
BEYAZ LEBLEBİ	164.131 kg.	BEYAZ LEBLEBİ	276.318 kg.	BEYAZ LEBLEBİ	180.828 kg.
KAPLAMALI LEBLEBİ	35.158 kg.	KAPLAMALI LEBLEBİ	39.790 kg.	KAPLAMALI LEBLEBİ	27.376 kg.
KIRIK LEBLEBİ	108.200 kg.	KIRIK LEBLEBİ	77.440 kg.	KIRIK LEBLEBİ	292.000 kg.
LEBLEBİ KALBURALTI	-	LEBLEBİ KALBURALTI	2.600 kg.	LEBLEBİ KALBURALTI	-
LEBLEBİ UNU	600 kg.	LEBLEBİ UNU	-	LEBLEBİ UNU	560 kg.
TOPLAM	412.315 kg.	TOPLAM	582.299 kg.	TOPLAM	664.339 kg.

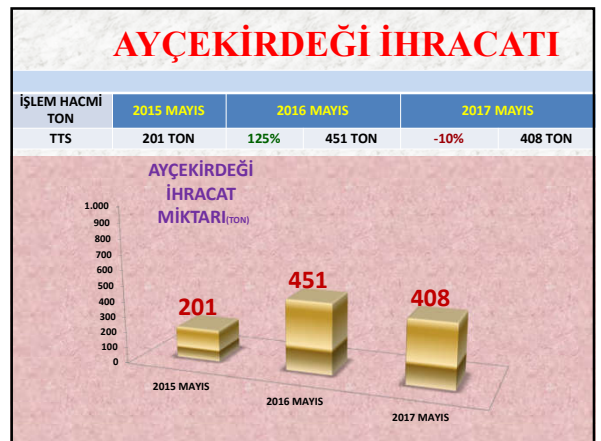
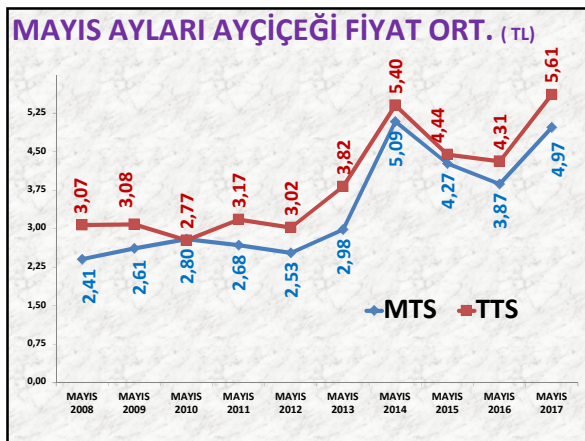
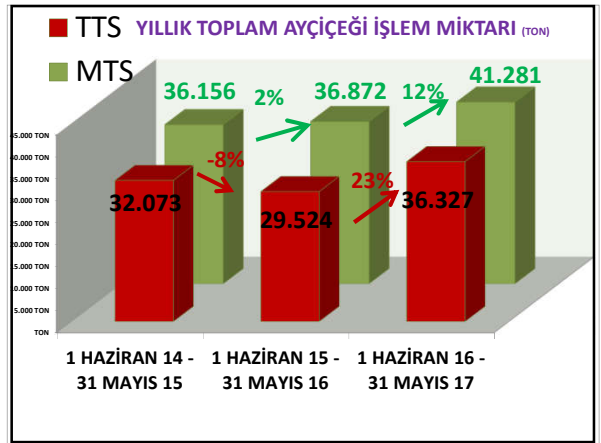
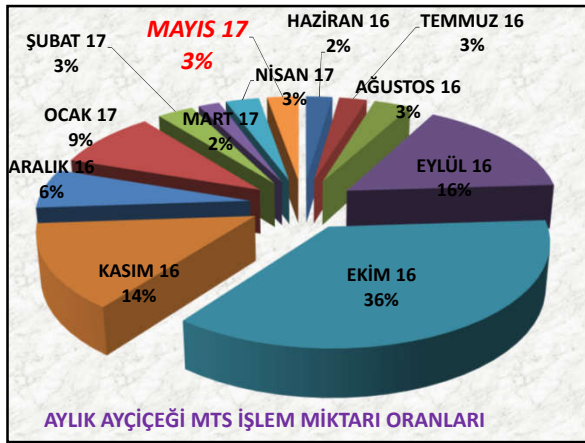
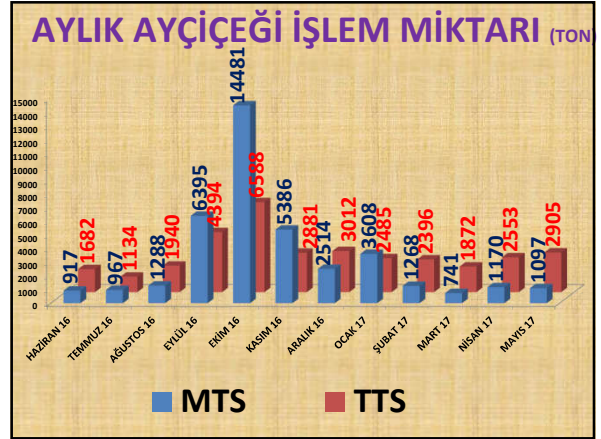
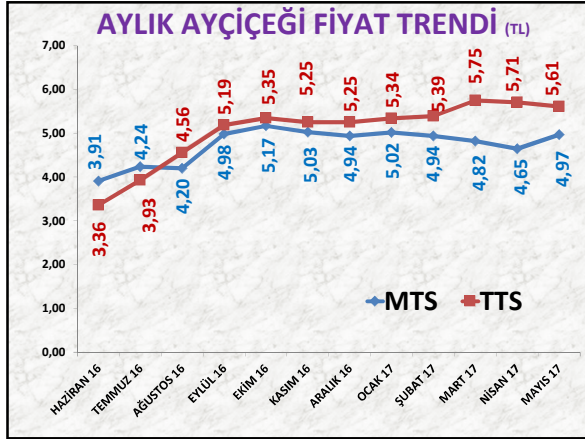


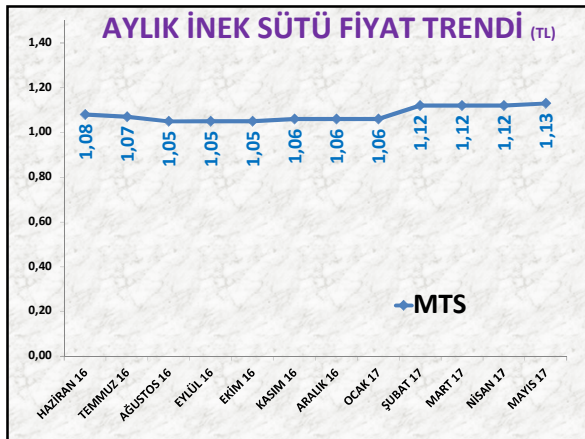
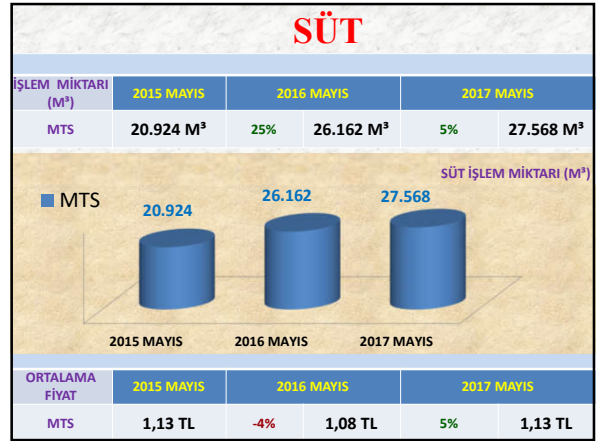
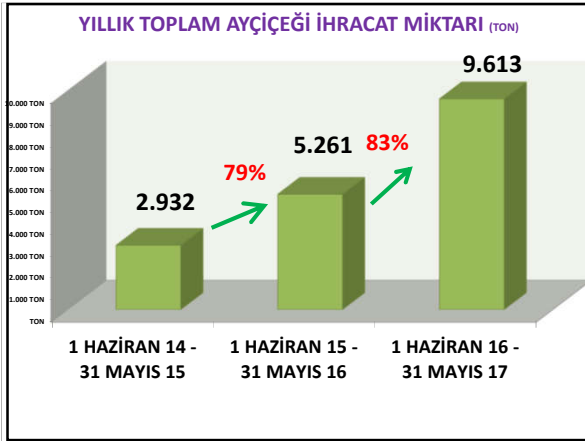
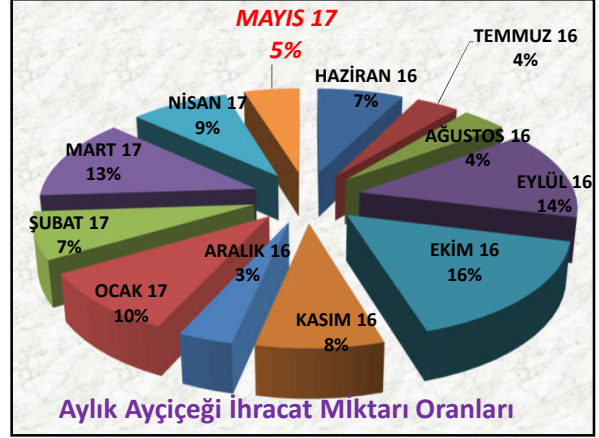
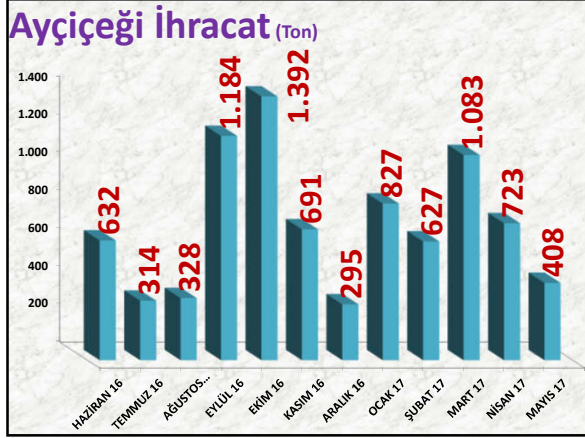
YILLIK TOPLAM LEBLEBİ İHRACAT MİKTARI (TON)

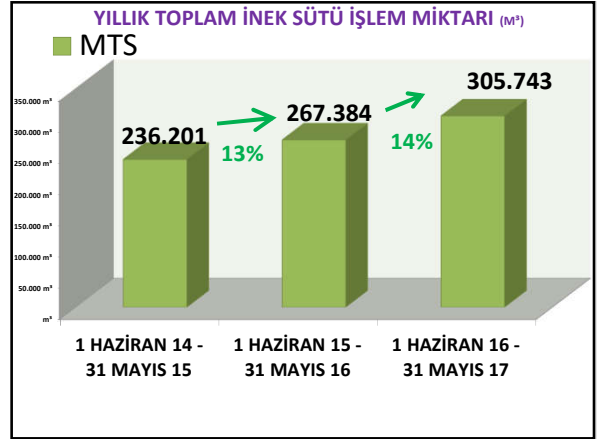
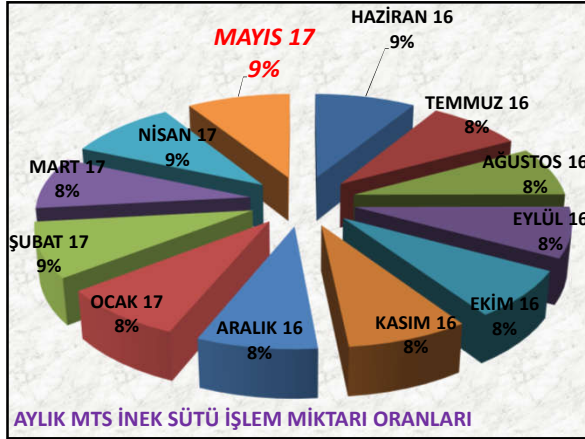


AYÇEKİRDEĞİ

İŞLEM MİKTARI (TON)	2015 MAYIS		2016 MAYIS		2017 MAYIS	
	MTS	564 TON	323%	2387 TON	-54%	1097 TON
TTS	1160 TON	66%	1929 TON	51%	2905 TON	
EN AZ FİYAT	2015 MAYIS		2016 MAYIS		2017 MAYIS	
MTS	0,80 TL	6%	0,85 TL	312%	3,50 TL	
TTS	1,25 TL	-30%	0,88 TL	315%	3,65 TL	
EN ÇOK FİYAT	2015 MAYIS		2016 MAYIS		2017 MAYIS	
MTS	6,16 TL	-16%	5,17 TL	53%	7,91 TL	
TTS	7,87 TL	-6%	7,38 TL	17%	8,63 TL	
ORT. FİYAT	2015 MAYIS		2016 MAYIS		2017 MAYIS	
MTS	4,27 TL	-9%	3,87 TL	28%	4,97 TL	
TTS	4,44 TL	-3%	4,31 TL	30%	5,61 TL	

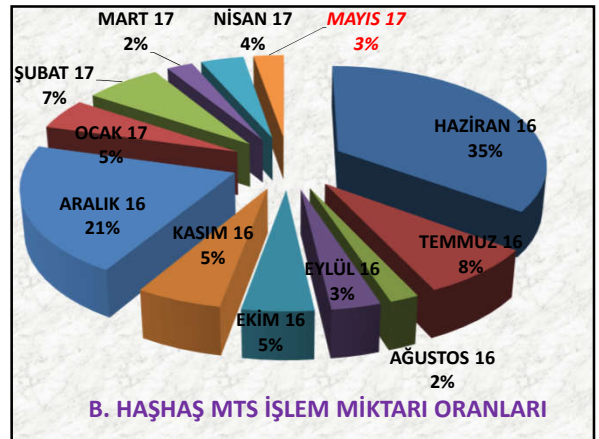
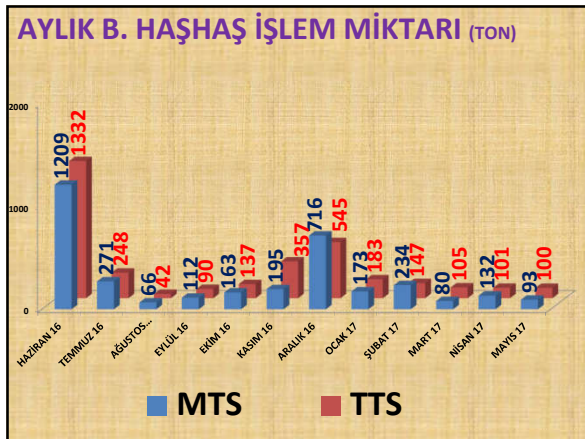
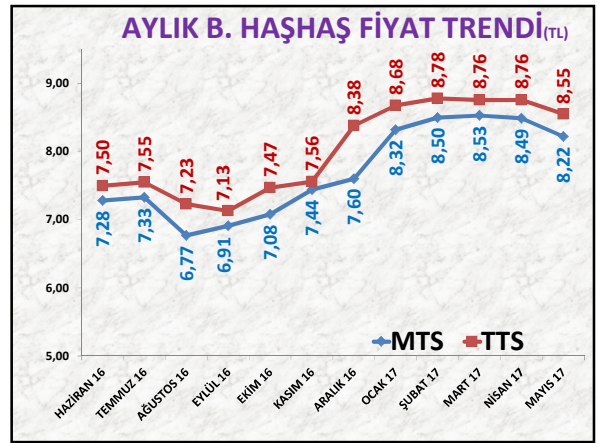


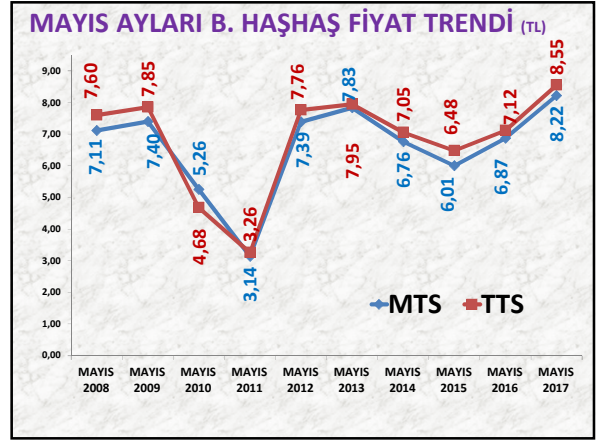
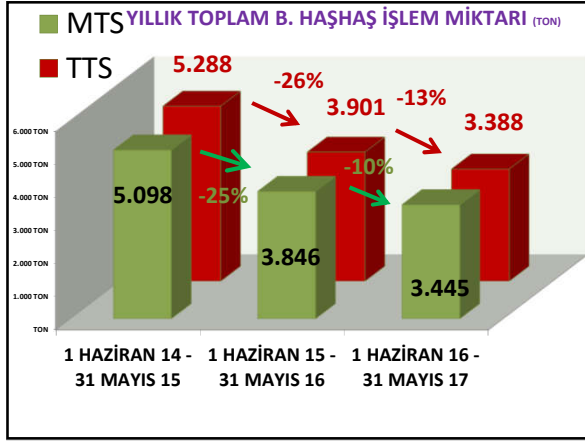




BEYAZ HAŞHAŞ

İŞLEM MİKTARI (TON)	2015 MAYIS		2016 MAYIS		2017 MAYIS	
	MTS	54 TON	1022%	606 TON	-85%	93 TON
TTS	51 TON	1233%	678 TON	-85%	100 TON	
EN AZ FİYAT						
MTS	5,81 TL	14%	6,60 TL	21%	8,00 TL	
TTS	6,14 TL	11%	6,83 TL	21%	8,26 TL	
EN ÇOK FİYAT						
MTS	6,02 TL	19%	7,18 TL	32%	9,50 TL	
TTS	7,54 TL	9%	8,25 TL	27%	10,50 TL	
ORT. FİYAT						
MTS	6,01 TL	14%	6,87 TL	20%	8,22 TL	
TTS	6,48 TL	10%	7,12 TL	20%	8,55 TL	





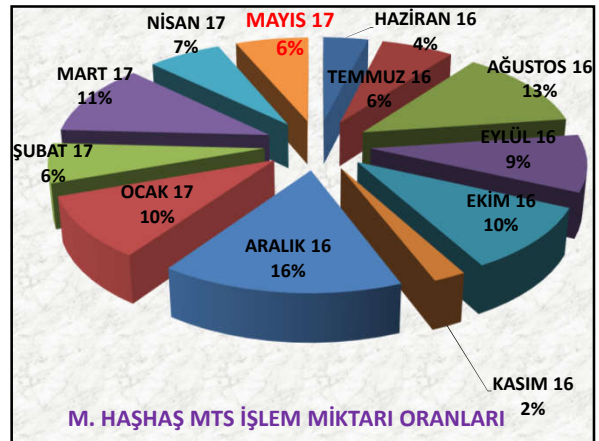
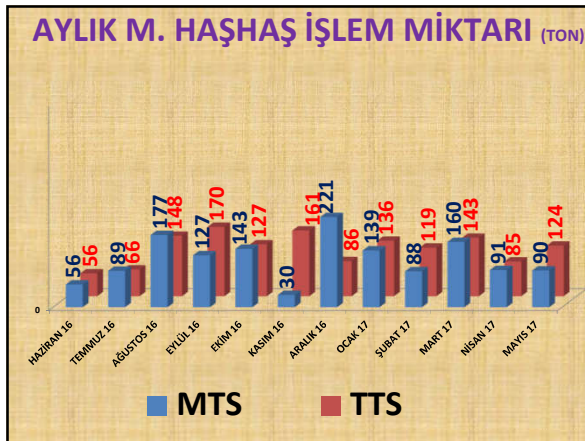
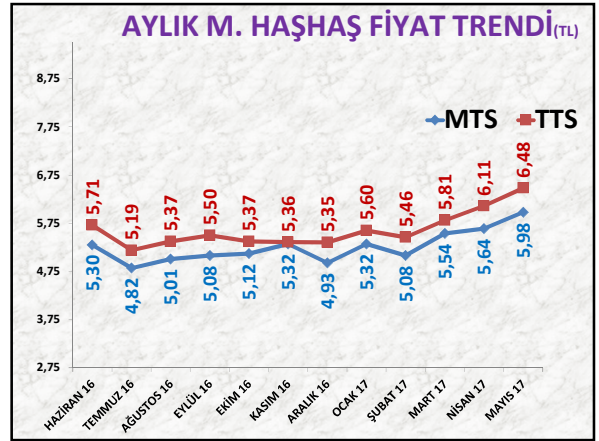
MAVİ HAŞHAŞ

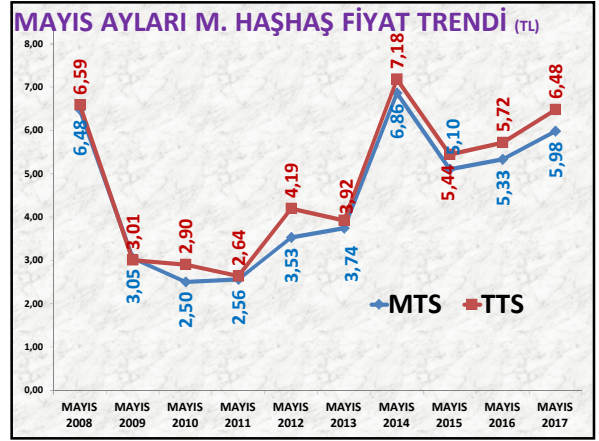
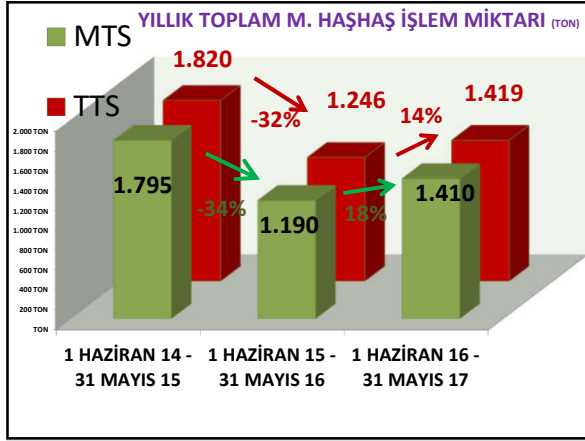
İŞLEM MİKTARI (TON)	2015 MAYIS	2016 MAYIS	2017 MAYIS
MTS	104 TON	50 TON	90 TON
TTS	57 TON	48 TON	124 TON

EN AZ FİYAT	2015 MAYIS	2016 MAYIS	2017 MAYIS
MTS	4,93 TL	5,00 TL	5,50 TL
TTS	5,00 TL	5,35 TL	5,75 TL

EN ÇOK FİYAT	2015 MAYIS	2016 MAYIS	2017 MAYIS
MTS	5,58 TL	6,65 TL	6,42 TL
TTS	6,60 TL	6,75 TL	8,00 TL

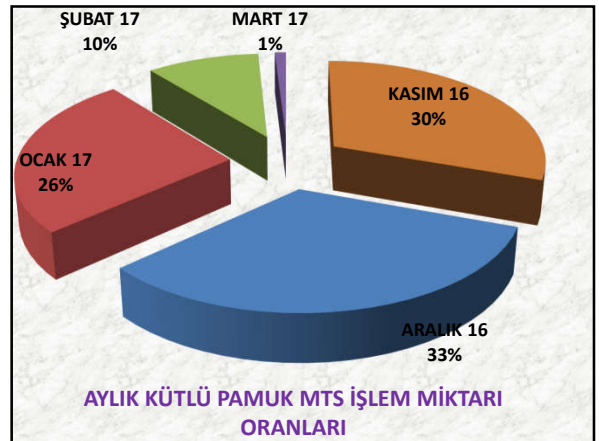
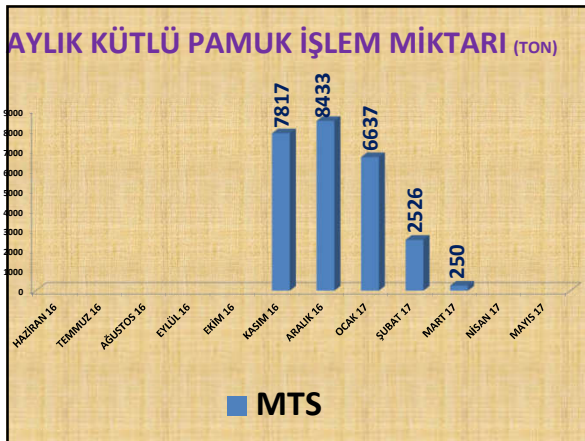
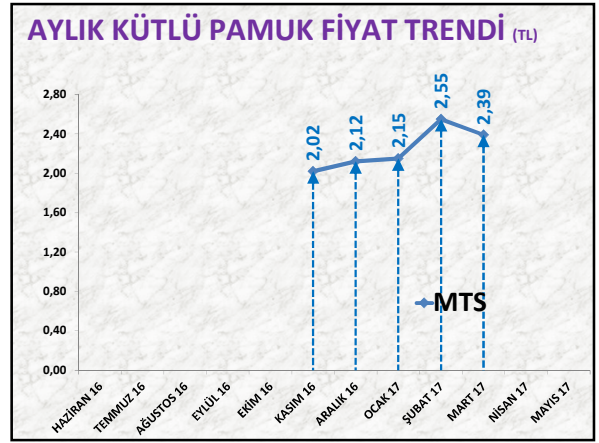
ORT. FİYAT	2015 MAYIS	2016 MAYIS	2017 MAYIS
MTS	5,10 TL	5,33 TL	5,98 TL
TTS	5,44 TL	5,72 TL	6,48 TL

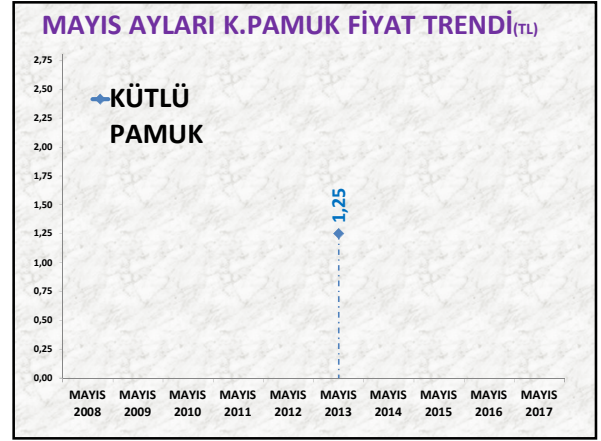
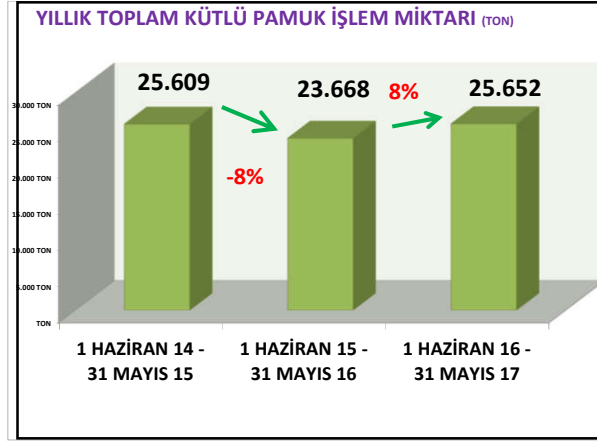




KÜTLÜ PAMUK

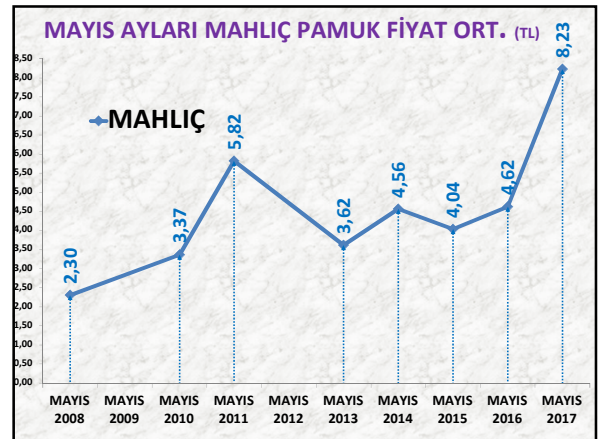
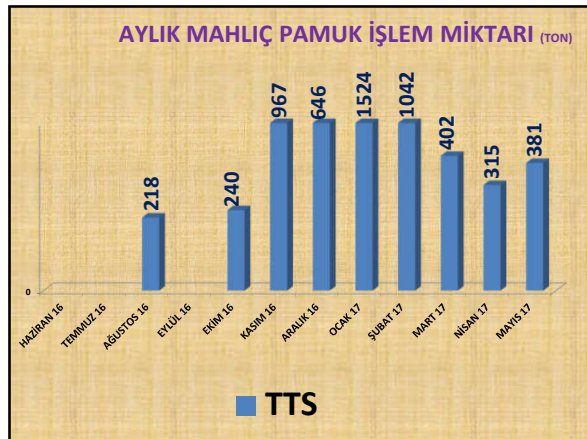
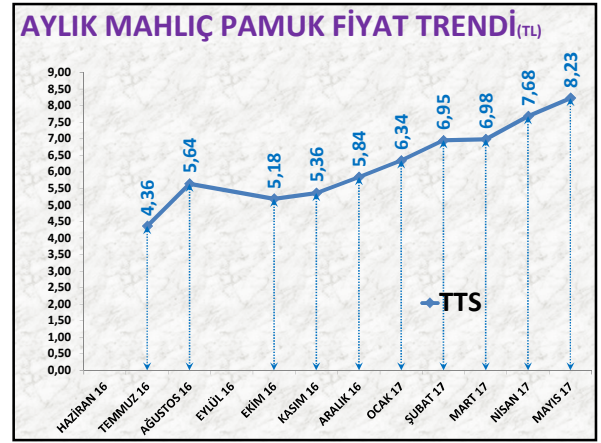
İŞLEM MİKTARI (TON)	2015 MAYIS	2016 MAYIS	2017 MAYIS
MTS	-	-	-
EN AZ FİYAT	2015 MAYIS	2016 MAYIS	2017 MAYIS
MTS	-	-	-
EN ÇOK FİYAT	2015 MAYIS	2016 MAYIS	2017 MAYIS
MTS	-	-	-
ORTALAMA FİYAT	2015 MAYIS	2016 MAYIS	2017 MAYIS
MTS	-	-	-



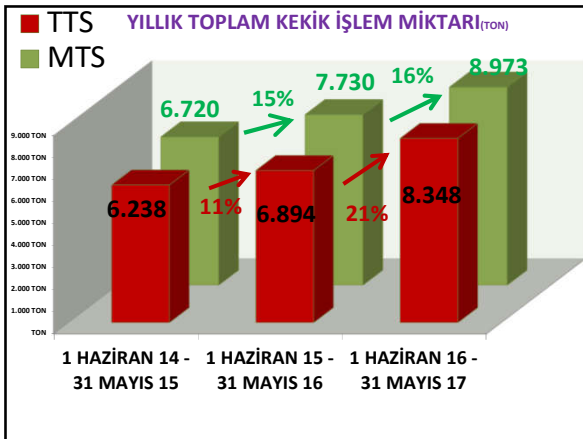
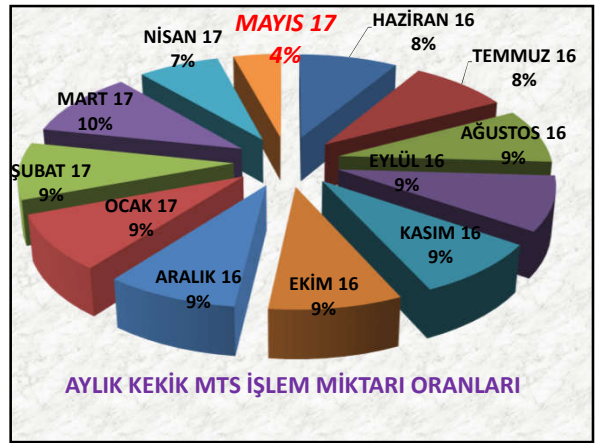
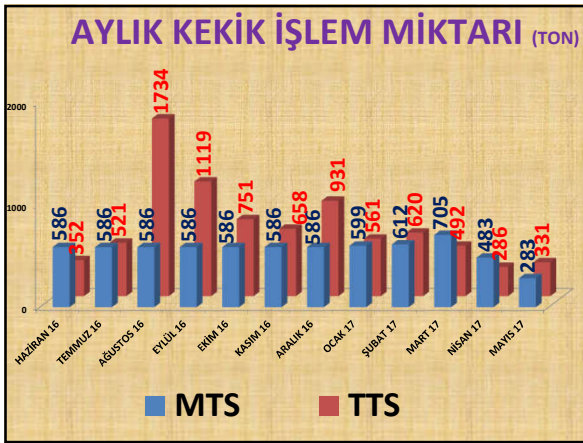
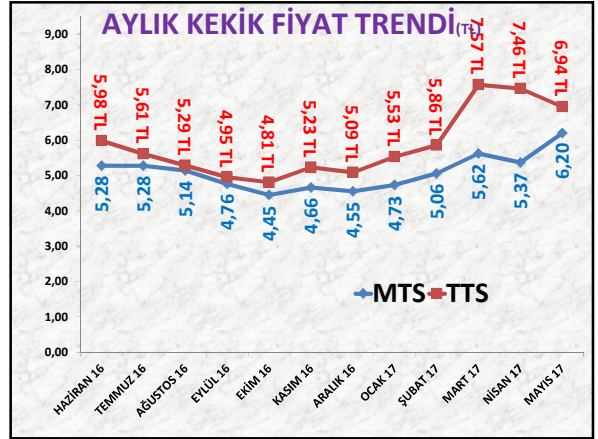


MAHLİÇ PAMUK

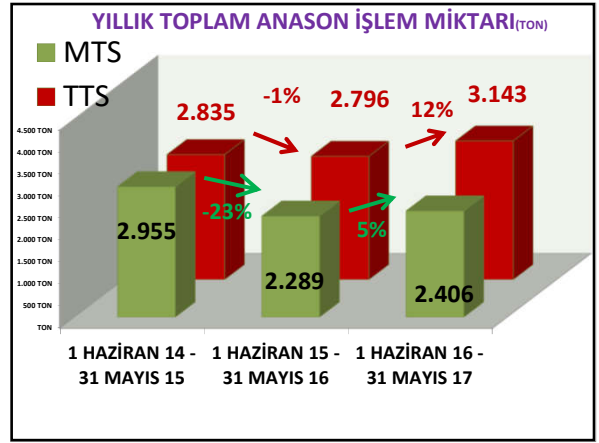
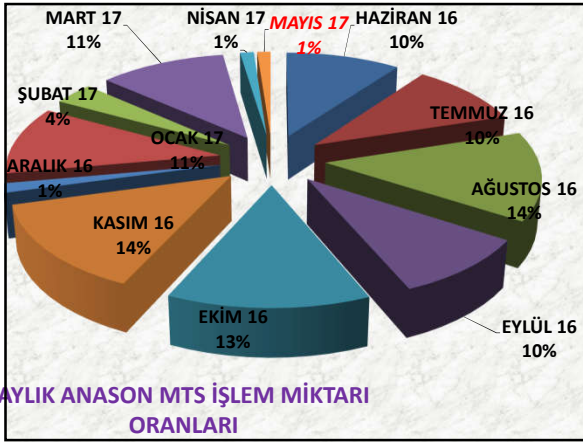
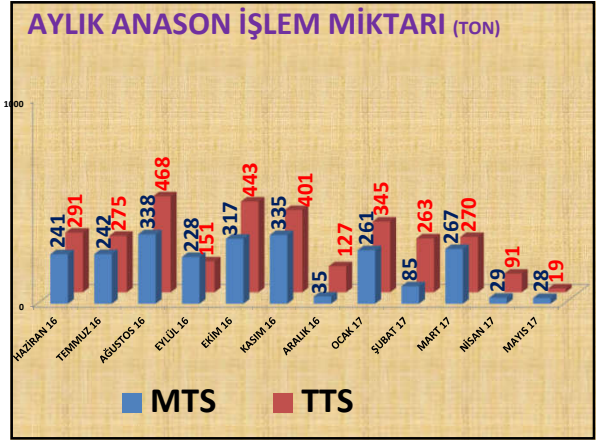
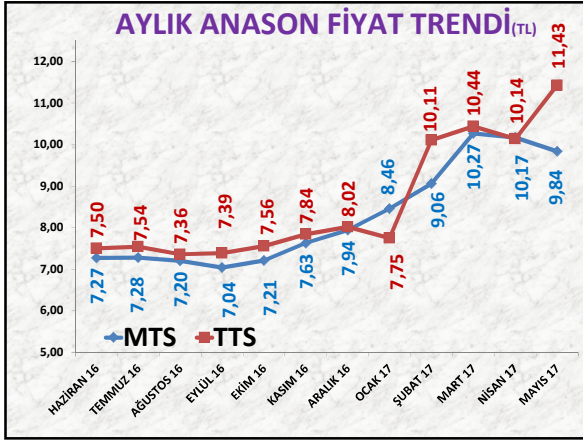
İŞLEM MİKTARI (TON)	2015 MAYIS	2016 MAYIS	2017 MAYIS		
TTS	409 TON	16%	476 TON	-20%	381 TON
EN AZ FİYAT	2015 MAYIS	2016 MAYIS	2017 MAYIS		
TTS	3,75 TL	17%	4,40 TL	82%	8,00 TL
EN ÇOK FİYAT	2015 MAYIS	2016 MAYIS	2017 MAYIS		
TTS	4,10 TL	15%	4,70 TL	78%	8,35 TL
ORTALAMA FİYAT	2015 MAYIS	2016 MAYIS	2017 MAYIS		
TTS	4,04 TL	14%	4,62 TL	78%	8,23 TL



KEKİK							
İŞLEM HACMI (TON)	2015 MAYIS		2016 MAYIS		2017 MAYIS		
	MTS	294 TON	44%	425 TON	-33%	283 TON	
TTS	302 TON	-8%	277 TON	19%	331 TON		
EN AZ FİYAT		2015 MAYIS		2016 MAYIS		2017 MAYIS	
MTS	2,90 TL	-35%	1,89 TL	104%	3,86 TL		
TTS	3,20 TL	25%	4,00 TL	6%	4,25 TL		
EN ÇOK FİYAT		2015 MAYIS		2016 MAYIS		2017 MAYIS	
MTS	6,13 TL	-10%	5,51 TL	22%	6,72 TL		
TTS	12,75 TL	-2%	12,50 TL	28%	16,00 TL		
ORT. FİYAT		2015 MAYIS		2016 MAYIS		2017 MAYIS	
MTS	5,45 TL	-5%	5,18 TL	20%	6,20 TL		
TTS	5,98 TL	15%	6,89 TL	1%	6,94 TL		



ANASON							
İŞLEM MİKTARI (TON)	2015 MAYIS		2016 MAYIS		2017 MAYIS		
	MTS	317 TON	-75%	80 TON	-65%	28 TON	
TTS	456 TON	-97%	12 TON	57%	19 TON		
EN AZ FİYAT		2015 MAYIS		2016 MAYIS		2017 MAYIS	
MTS	5,00 TL	4%	5,20 TL	88%	9,78 TL		
TTS	7,00 TL	6%	7,43 TL	48%	11,00 TL		
EN ÇOK FİYAT		2015 MAYIS		2016 MAYIS		2017 MAYIS	
MTS	7,40 TL	0%	7,40 TL	35%	10,00 TL		
TTS	8,57 TL	-1%	8,50 TL	41%	12,00 TL		
ORT. FİYAT		2015 MAYIS		2016 MAYIS		2017 MAYIS	
MTS	7,24 TL	-7%	6,77 TL	45%	9,84 TL		
TTS	7,40 TL	8%	8,01 TL	43%	11,43 TL		



KASAPLIK CANLI HAYVAN

BÜYÜKBAŞ (ADET)	2015 MAYIS	2016 MAYIS	2017 MAYIS
MTS	1749 ADET	1767 ADET (1%)	1555 ADET (-12%)
TTS	419 ADET	830 ADET (98%)	535 ADET (-36%)

KÜÇÜKBAŞ (ADET)	2015 MAYIS	2016 MAYIS	2017 MAYIS
MTS	6616 ADET	6865 ADET (4%)	4428 ADET (-35%)
TTS	1298 ADET	1206 ADET (-7%)	2521 ADET (109%)

