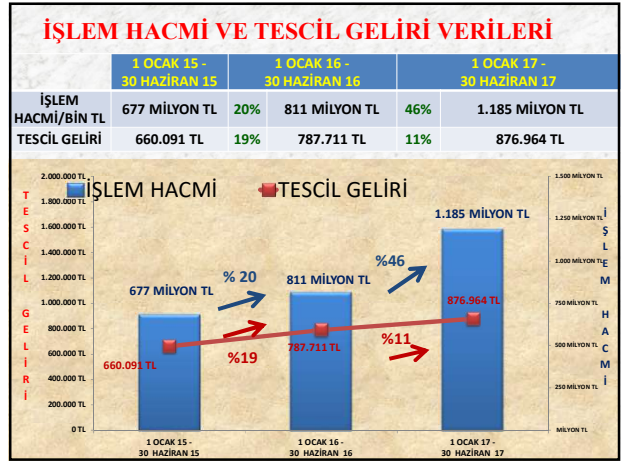
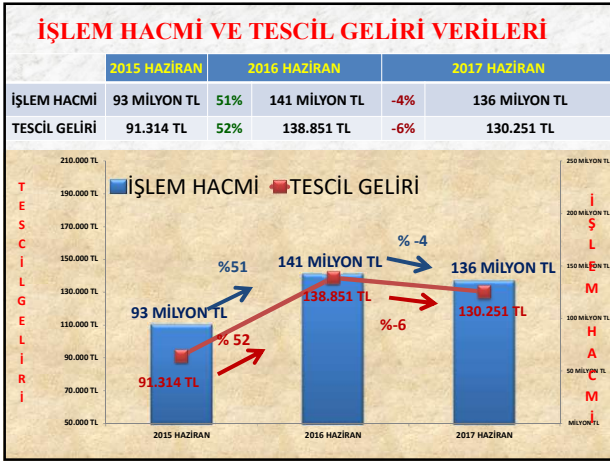




ÜRÜN BAZINDA İŞLEM HACİMLERİ

ÜRÜN ADI	2015 HAZİRAN			2016 HAZİRAN			2017 HAZİRAN		
	TON	İŞL. HCM./BİN TL	ORT. FİYAT	TON	İŞL. HCM./BİN TL	ORT. FİYAT	TON	İŞL. HCM./BİN TL	ORT. FİYAT
ARPA	1.875 TON	1.263 (BİN TL)	0,67 TL	1.620 TON	1.238 (BİN TL)	0,76 TL	461 TON	418 (BİN TL)	0,91 TL
MISIR (YEMLİK)	2.271 TON	1.751 (BİN TL)	0,77 TL	1.479 TON	1.198 (BİN TL)	0,81 TL	186 TON	156 (BİN TL)	0,84 TL
MASIR(SLAJ)	-	-	-	-	-	-	62 TON	16 (BİN TL)	0,25 TL
BÜĞDAY	10.107 TON	7.627 (BİN TL)	0,75 TL	20.179 TON	16.389 (BİN TL)	0,81 TL	10.639 TON	9.620 (BİN TL)	0,90 TL
NOHUT	2.086 TON	6.102 (BİN TL)	2,92 TL	866 TON	3.999 (BİN TL)	4,62 TL	481 TON	2.702 (BİN TL)	5,62 TL
LEBLEBİ	2.955 TON	11.353 (BİN TL)	3,84 TL	2.897 TON	15.814 (BİN TL)	5,46 TL	1.751 TON	13.436 (BİN TL)	9,38 TL
ANASON	437 TON	3.241 (BİN TL)	7,42 TL	532 TON	3.936 (BİN TL)	7,40 TL	48 TON	509 (BİN TL)	10,69 TL
AYÇEKİREDEĞİ	1.529 TON	5.871 (BİN TL)	3,84 TL	3.256 TON	9.281 (BİN TL)	2,85 TL	3.123 TON	14.443 (BİN TL)	5,13 TL
SÜTLÜ	21.775 M ³	24.512 (BİN TL)	1,13 TL	28.744 TON	31.113 (BİN TL)	1,08 TL	30.669 TON	34.827 (BİN TL)	1,14 TL
PAMUK	647 TON	2.727 (BİN TL)	4,22 TL	-	-	-	133 TON	1.095 (BİN TL)	8,20 TL
HASHAŞ	204 TON	1.064 (BİN TL)	5,21 TL	2.653 TON	19.417 (BİN TL)	7,32 TL	298 TON	2.080 (BİN TL)	6,98 TL
B.B. HAYVAN (AD)	2.497 ADET	11.969 (BİN TL)	4.794 TL	1965 ADET	10.972 (BİN TL)	5.584 TL	3.020 ADET	17.888 (BİN TL)	5.923 TL
K.B. HAYVAN (AD)	14.043 ADET	4.923 (BİN TL)	351 TL	7.234 ADET	3.021 (BİN TL)	418 TL	8.956 ADET	5.746 (BİN TL)	642 TL
KEKİK	191 TON	1.319 (BİN TL)	6,91 TL	688 TON	3.880 (BİN TL)	5,64 TL	221 TON	1.447 (BİN TL)	6,55 TL



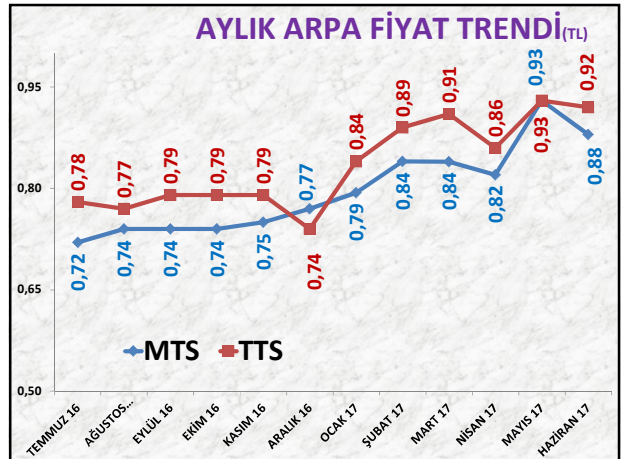
ARPA

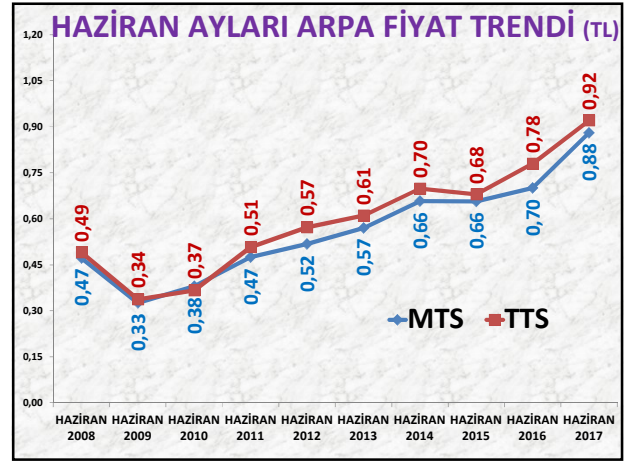
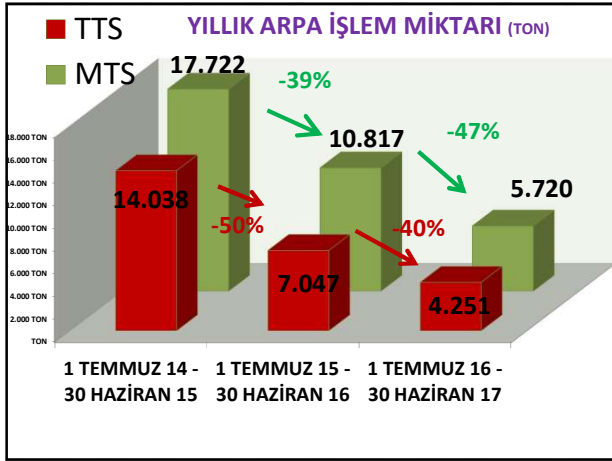
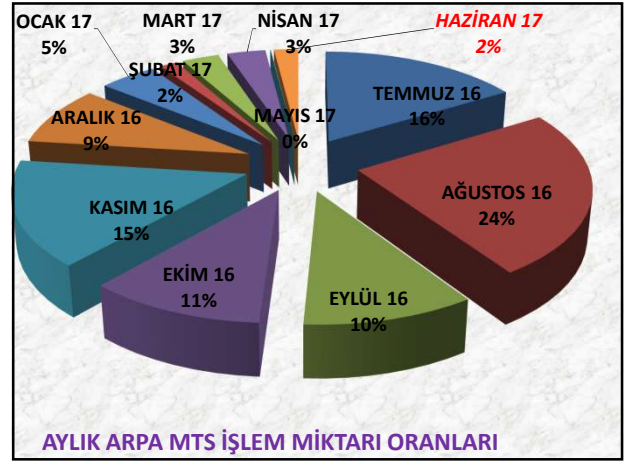
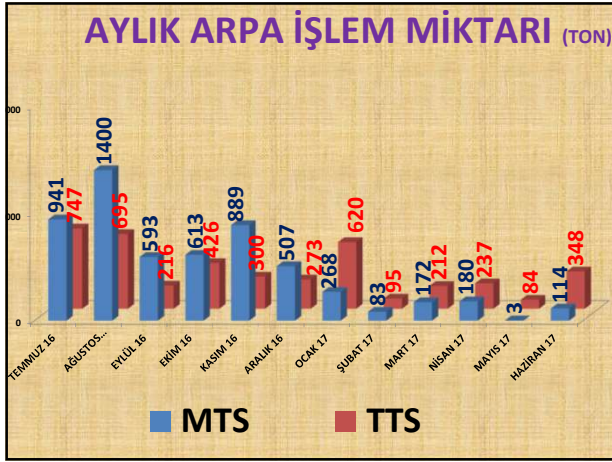
İŞLEM HACMİ (TON)	2015 HAZİRAN	2016 HAZİRAN	2017 HAZİRAN
MTS	439 TON	-23%	339 TON
TTS	1.436 TON	-11%	1.280 TON

EN AZ FİYAT	2015 HAZİRAN	2016 HAZİRAN	2017 HAZİRAN
MTS	0,62 TL	5%	0,65 TL
TTS	0,61 TL	20%	0,73 TL

EN ÇOK FİYAT	2015 HAZİRAN	2016 HAZİRAN	2017 HAZİRAN
MTS	0,74 TL	28%	0,95 TL
TTS	0,80 TL	2%	0,82 TL

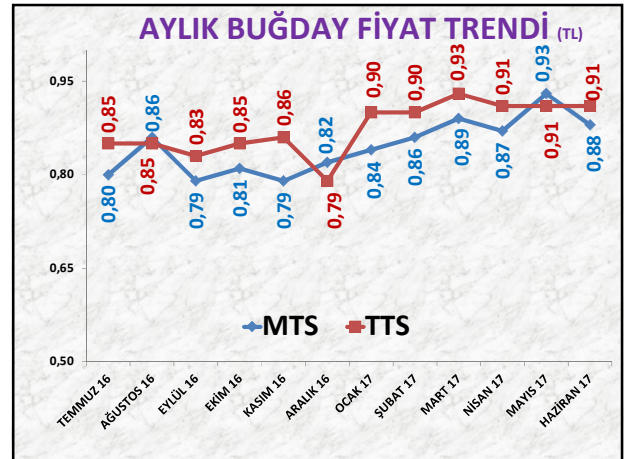
ORT. FİYAT	2015 HAZİRAN	2016 HAZİRAN	2017 HAZİRAN
MTS	0,66 TL	7%	0,70 TL
TTS	0,68 TL	15%	0,78 TL

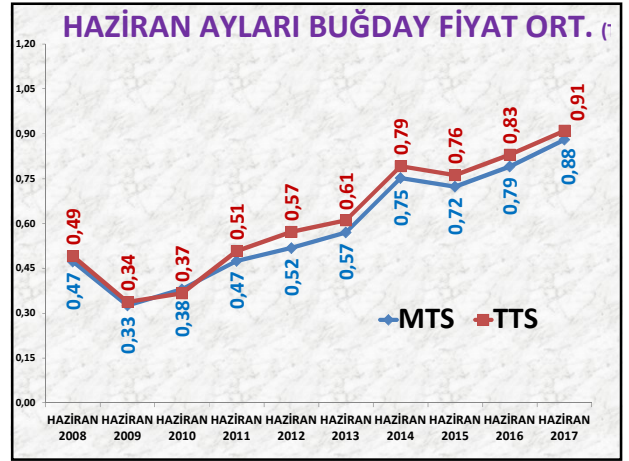
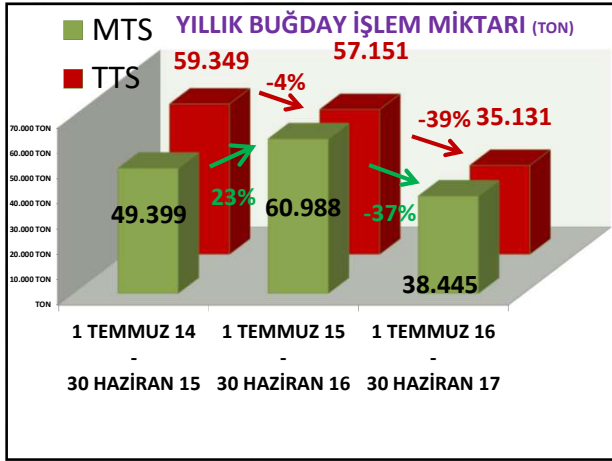
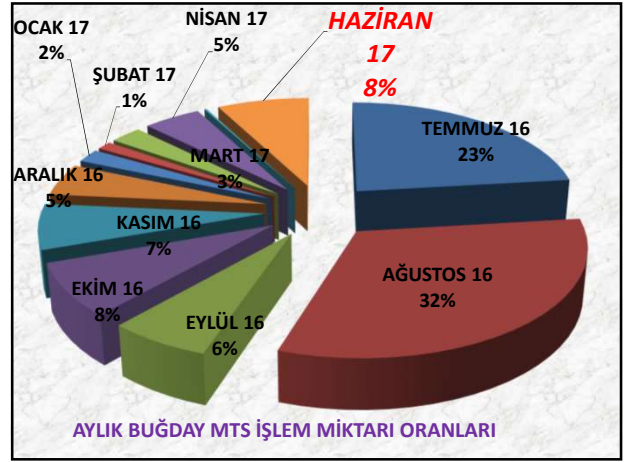
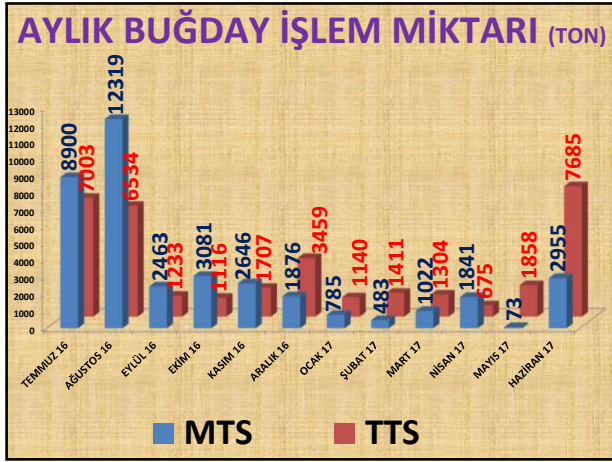




BUĞDAY

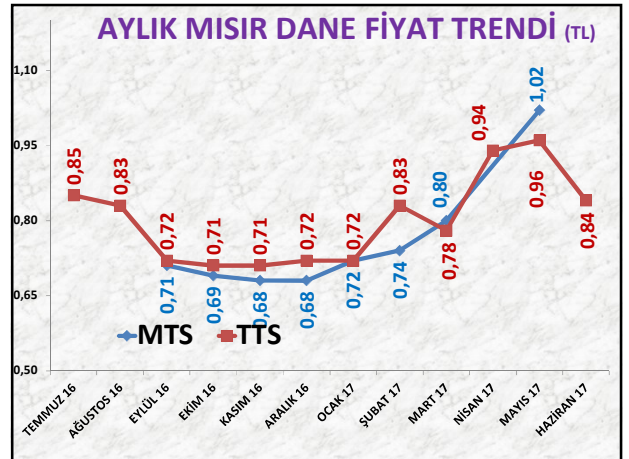
İŞLEM MİKTARI (TON)	2015 HAZİRAN		2016 HAZİRAN		2017 HAZİRAN	
	MTS	1.723 TON	399%	8.604 TON	-66%	2.955 TON
TTS	8.311 TON	39%	11.576 TON	-34%	7.685 TON	
EN AZ FİYAT						
MTS	0,67 TL	13%	0,76 TL	14%	0,87 TL	
TTS	0,46 TL	52%	0,70 TL	14%	0,80 TL	
EN ÇOK FİYAT						
MTS	0,75 TL	7%	0,80 TL	13%	0,90 TL	
TTS	1,68 TL	-42%	0,98 TL	82%	1,78 TL	
ORT. FİYAT						
MTS	0,72 TL	9%	0,79 TL	11%	0,88 TL	
TTS	0,76 TL	9%	0,83 TL	10%	0,91 TL	

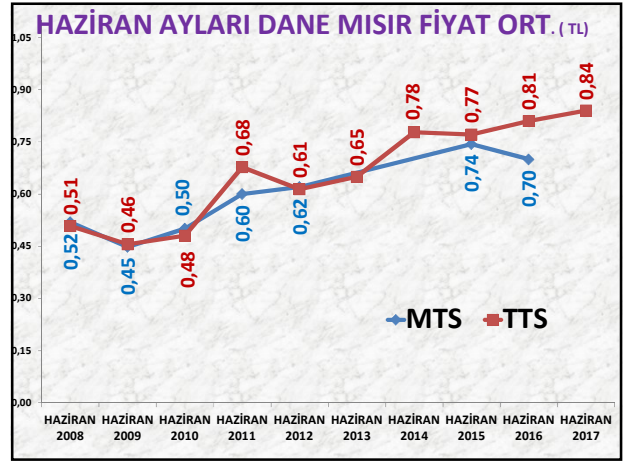
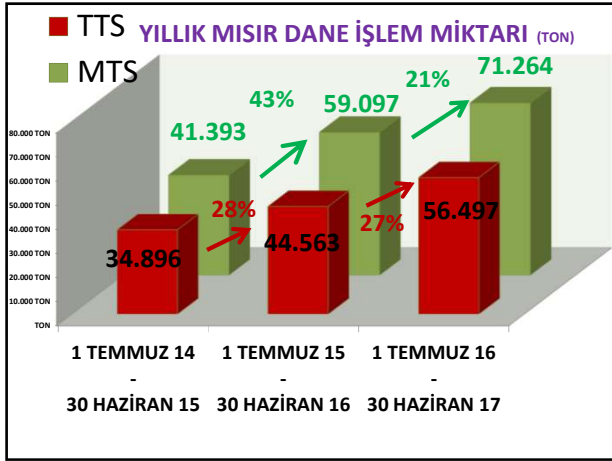
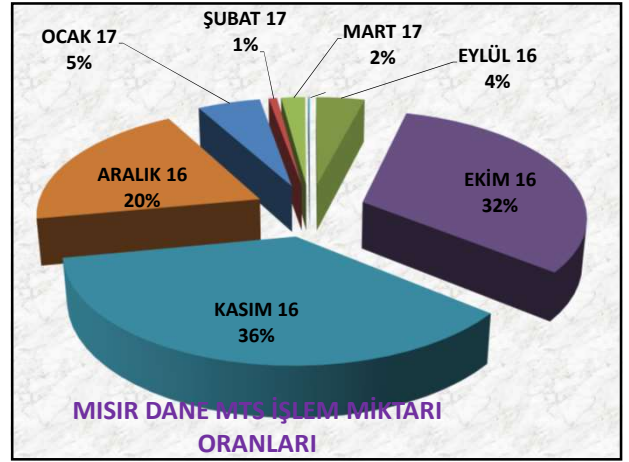
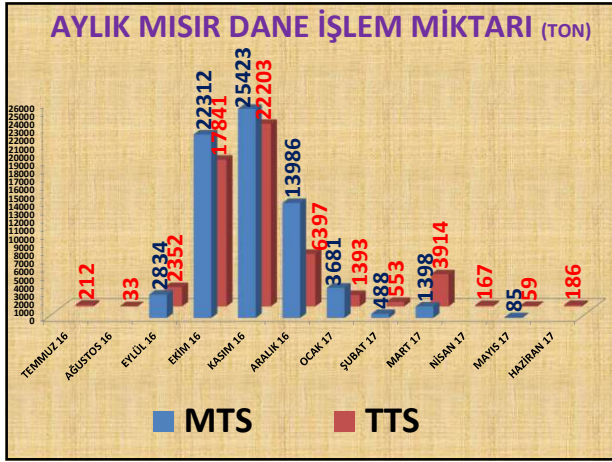




MISIR DANE

İŞLEM MİKTARI (TON)	2015 HAZİRAN		2016 HAZİRAN		2017 HAZİRAN	
	MTS	32 TON	-31%	22 TON	-	-
TTS	2.240 TON	-35%	1.457 TON	-87%	186 TON	
EN AZ FİYAT						
MTS	0,70 TL	0%	0,70 TL	-	-	
TTS	0,74 TL	-14%	0,64 TL	13%	0,72 TL	
EN ÇOK FİYAT						
MTS	0,77 TL	-9%	0,70 TL	-	-	
TTS	0,84 TL	11%	0,93 TL	2%	0,95 TL	
ORT. FİYAT						
MTS	0,74 TL	-6%	0,70 TL	-	-	
TTS	0,77 TL	5%	0,81 TL	4%	0,84 TL	





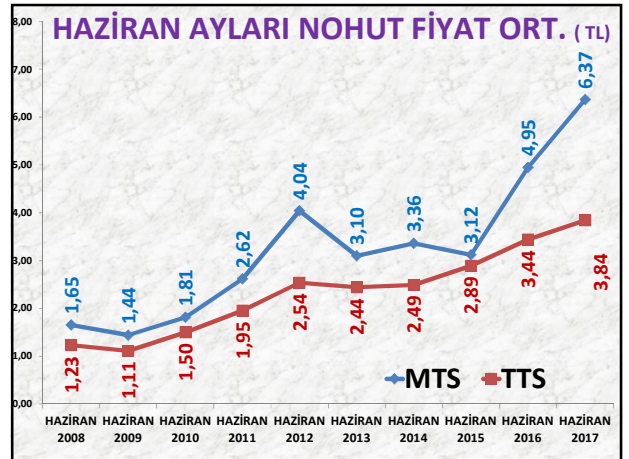
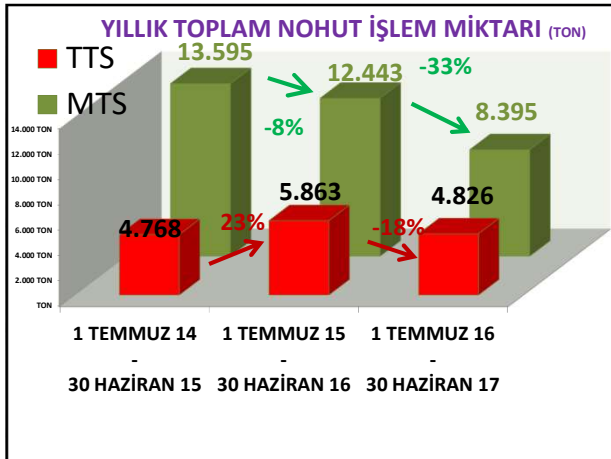
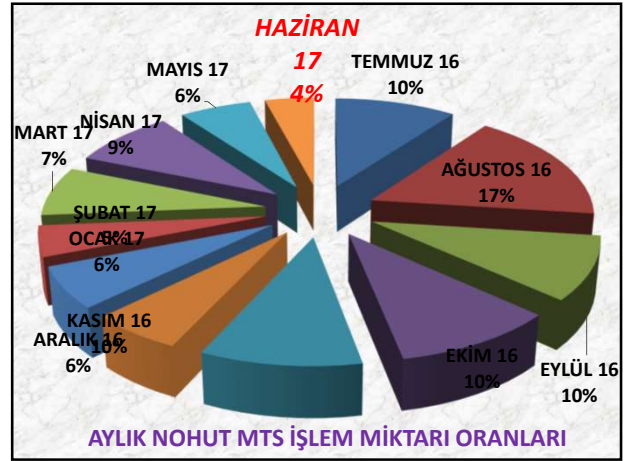
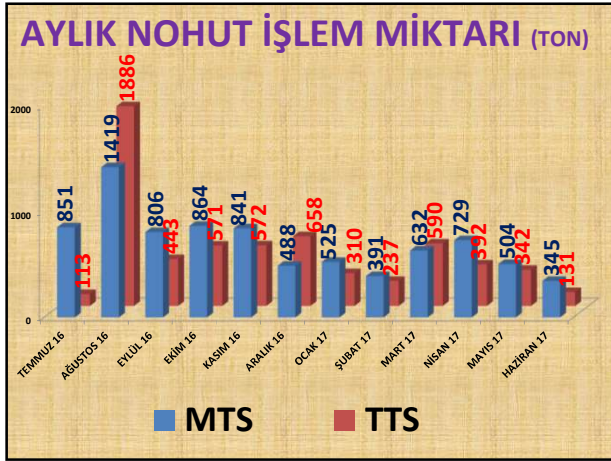
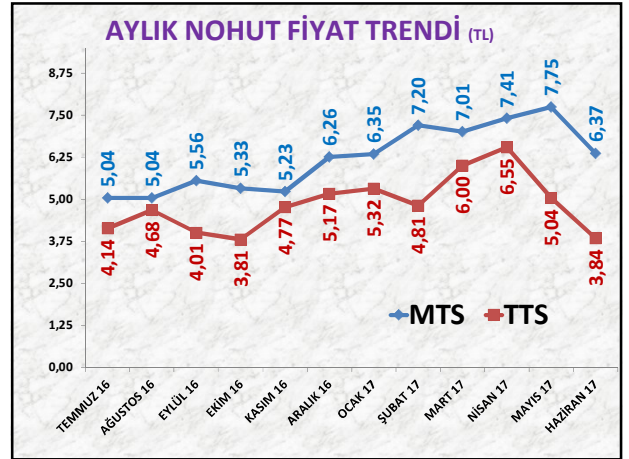
NOHUT

İŞLEM HACMİ (TON)	2015 HAZİRAN		2016 HAZİRAN		2017 HAZİRAN	
	MTS	1.525 TON	-56%	674 TON	-49%	345 TON
TTS	390 TON	-51%	192 TON	-32%	131 TON	-32%
EN AZ FİYAT	2015 HAZİRAN		2016 HAZİRAN		2017 HAZİRAN	
	MTS	1,28 TL	86%	2,38 TL	34%	3,18 TL
TTS	0,50 TL	260%	1,80 TL	22%	2,20 TL	22%
EN ÇOK FİYAT	2015 HAZİRAN		2016 HAZİRAN		2017 HAZİRAN	
	MTS	4,32 TL	55%	6,71 TL	34%	9,00 TL
TTS	4,07 TL	13%	4,60 TL	81%	8,32 TL	81%
ORT. FİYAT	2015 HAZİRAN		2016 HAZİRAN		2017 HAZİRAN	
	MTS	3,12 TL	59%	4,95 TL	29%	6,37 TL
TTS	2,89 TL	19%	3,44 TL	12%	3,84 TL	12%

NOHUT NATUREL

İŞLEM HACMİ (TON)	2015 HAZİRAN		2016 HAZİRAN		2017 HAZİRAN	
	MTS	1.294 TON	-95%	69 TON	142%	166 TON
TTS	320 TON	-74%	84 TON	-98%	2 TON	-98%
EN AZ FİYAT	2015 HAZİRAN		2016 HAZİRAN		2017 HAZİRAN	
	MTS	2,00 TL	19%	2,38 TL	167%	6,35 TL
TTS	3,00 TL	-23%	2,30 TL	145%	5,64 TL	145%
EN ÇOK FİYAT	2015 HAZİRAN		2016 HAZİRAN		2017 HAZİRAN	
	MTS	4,00 TL	0%	4,00 TL	59%	6,35 TL
TTS	3,70 TL	22%	4,50 TL	63%	7,33 TL	63%
ORT. FİYAT	2015 HAZİRAN		2016 HAZİRAN		2017 HAZİRAN	
	MTS	3,05 TL	12%	3,42 TL	86%	6,35 TL
TTS	2,86 TL	6%	3,03 TL	100%	6,07 TL	100%

NOHUT EKSTRA LEBLEBİLİK					
İŞLEM HACMİ (TON)	2015 HAZİRAN		2016 HAZİRAN		2017 HAZİRAN
	MTS	173 TON	250%	605 TON	-91%
TTS	31 TON	161%	81 TON	-69%	25 TON
EN AZ FİYAT	2015 HAZİRAN		2016 HAZİRAN		2017 HAZİRAN
	MTS	4,11 TL	-1%	4,07 TL	94%
TTS	3,70 TL	11%	4,10 TL	90%	7,80 TL
EN ÇOK FİYAT	2015 HAZİRAN		2016 HAZİRAN		2017 HAZİRAN
	MTS	4,32 TL	55%	6,71 TL	34%
TTS	4,00 TL	15%	4,60 TL	81%	8,32 TL
ORT. FİYAT	2015 HAZİRAN		2016 HAZİRAN		2017 HAZİRAN
	MTS	4,25 TL	21%	5,13 TL	68%
TTS	3,84 TL	14%	4,37 TL	86%	8,13 TL



BEYAZ LEBLEBİ					
LEBLEBİ BEYAZ 8,50 mm					
İŞLEM MİKTARI(TON)	2015 HAZİRAN	2016 HAZİRAN	2017 HAZİRAN		
TTS	13 TON	538%	84 TON	-88%	10 TON
LEBLEBİ BEYAZ 9 mm					
İŞLEM MİKTARI (TON)	2015 HAZİRAN	2016 HAZİRAN	2017 HAZİRAN		
TTS	62 TON	267%	229 TON	-59%	93 TON
LEBLEBİ BEYAZ 9+ 9,50 mm					
İŞLEM MİKTARI (TON)	2015 HAZİRAN	2016 HAZİRAN	2017 HAZİRAN		
TTS	250 TON	-33%	168 TON	-69%	52 TON
LEBLEBİ BEYAZ TOPLAM					
İŞLEM MİKTARI (TON)	2015 HAZİRAN	2016 HAZİRAN	2017 HAZİRAN		
TTS	326 TON	48%	481 TON	-68%	156 TON

LEBLEBİ BEYAZ 8,50 mm FİYATLARI					
	2015 HAZİRAN	2016 HAZİRAN	2017 HAZİRAN		
EN AZ	2,85 TL	70%	4,85 TL	65%	8,00 TL
EN ÇOK	3,80 TL	51%	5,75 TL	72%	9,91 TL
ORTALAMA	3,17 TL	76%	5,58 TL	59%	8,86 TL
LEBLEBİ BEYAZ 9 mm FİYATLARI					
	2015 HAZİRAN	2016 HAZİRAN	2017 HAZİRAN		
EN AZ	5,80 TL	23%	7,14 TL	62%	11,57 TL
EN ÇOK	7,40 TL	42%	10,50 TL	38%	14,50 TL
ORTALAMA	6,66 TL	26%	8,37 TL	58%	13,26 TL
LEBLEBİ BEYAZ 9+ 9,50 mm FİYATLARI					
	2015 HAZİRAN	2016 HAZİRAN	2017 HAZİRAN		
EN AZ	4,00 TL	50%	6,00 TL	67%	10,00 TL
EN ÇOK	5,80 TL	21%	7,00 TL	64%	11,50 TL
ORTALAMA	4,99 TL	25%	6,26 TL	72%	10,78 TL

SARI LEBLEBİ					
LEBLEBİ SARI 9 mm					
İŞLEM HACMİ TON	2015 HAZİRAN	2016 HAZİRAN	2017 HAZİRAN		
TTS	252 TON	-46%	136 TON	-49%	70 TON
LEBLEBİ SARI 9,50 mm					
İŞLEM HACMİ TON	2015 HAZİRAN	2016 HAZİRAN	2017 HAZİRAN		
TTS	308 TON	4%	321 TON	-35%	208 TON

LEBLEBİ SARI 9,75 mm					
İŞLEM HACMİ TON	2015 HAZİRAN	2016 HAZİRAN	2017 HAZİRAN		
TTS	312 TON	-19%	253 TON	-34%	167 TON
LEBLEBİ SARI 10 mm					
İŞLEM HACMİ TON	2015 HAZİRAN	2016 HAZİRAN	2017 HAZİRAN		
TTS	524 TON	19%	626 TON	-58%	266 TON
LEBLEBİ SARI TOPLAM					
İŞLEM HACMİ TON	2015 HAZİRAN	2016 HAZİRAN	2017 HAZİRAN		
TTS	1.396 TON	-4%	1.335 TON	-47%	711 TON

LEBLEBİ SARI 9 mm FİYATLARI					
	2015 HAZİRAN	2016 HAZİRAN	2017 HAZİRAN		
EN AZ	3,00 TL	50%	4,50 TL	100%	9,00 TL
EN ÇOK	4,00 TL	50%	6,00 TL	67%	10,00 TL
ORTALAMA	3,77 TL	45%	5,48 TL	73%	9,50 TL
LEBLEBİ SARI 9,50 mm FİYATLARI					
	2015 HAZİRAN	2016 HAZİRAN	2017 HAZİRAN		
EN AZ	3,60 TL	53%	5,52 TL	81%	10,00 TL
EN ÇOK	5,00 TL	40%	7,00 TL	64%	11,50 TL
ORTALAMA	4,46 TL	46%	6,51 TL	69%	11,01 TL

LEBLEBİ SARI 9,75 mm FİYATLARI					
	2015 HAZİRAN	2016 HAZİRAN	2017 HAZİRAN		
EN AZ	5,00 TL	40%	7,00 TL	69%	11,80 TL
EN ÇOK	6,40 TL	23%	7,85 TL	66%	13,00 TL
ORTALAMA	5,54 TL	34%	7,40 TL	67%	12,36 TL
LEBLEBİ SARI 10 mm FİYATLARI					
	2015 HAZİRAN	2016 HAZİRAN	2017 HAZİRAN		
EN AZ	6,00 TL	31%	7,85 TL	66%	13,00 TL
EN ÇOK	7,80 TL	31%	10,25 TL	56%	16,00 TL
ORTALAMA	6,70 TL	28%	8,56 TL	61%	13,78 TL

LEBLEBİ KALBURALTI

İŞLEM HACMI (TON)	2015 HAZİRAN	2016 HAZİRAN	2017 HAZİRAN		
Sarı Leblebi	48 TON	-57%	21 TON	724%	169 TON
Beyaz Leblebi	12 TON	394%	60 TON	-8%	55 TON
ORT. FİYAT	2015 HAZİRAN	2016 HAZİRAN	2017 HAZİRAN		
Sarı Leblebi	2,70 TL	-6%	2,53 TL	192%	7,39 TL
Beyaz Leblebi	1,01 TL	175%	2,77 TL	-19%	2,25 TL

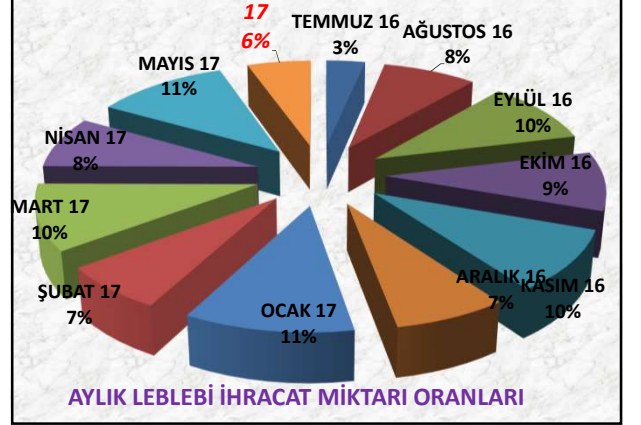
LEBLEBİ İHRACAT MİKTARLARI

2015 HAZİRAN		2016 HAZİRAN		2017 HAZİRAN	
SARI LEBLEBİ	179.306 kg.	SARI LEBLEBİ	159.556 kg.	SARI LEBLEBİ	76.190 kg.
BEYAZ LEBLEBİ	260.304 kg.	BEYAZ LEBLEBİ	165.910 kg.	BEYAZ LEBLEBİ	117.100 kg.
KAPLAMALI LEBLEBİ	44.194 kg.	KAPLAMALI LEBLEBİ	13.174 kg.	KAPLAMALI LEBLEBİ	17.960 kg.
KIRIK LEBLEBİ	59.630 kg.	KIRIK LEBLEBİ	138.600 kg.	KIRIK LEBLEBİ	103.120 kg.
LEBLEBİ KALBURALTI	28.308 kg.	LEBLEBİ KALBURALTI	7.300 kg.	LEBLEBİ KALBURALTI	4.160 kg.
LEBLEBİ UNU	3.020 kg.	LEBLEBİ UNU	-	LEBLEBİ UNU	-
TOPLAM	574.762 kg.	TOPLAM	484.540 kg.	TOPLAM	318.530 kg.

Leblebi ihracat (Ton)

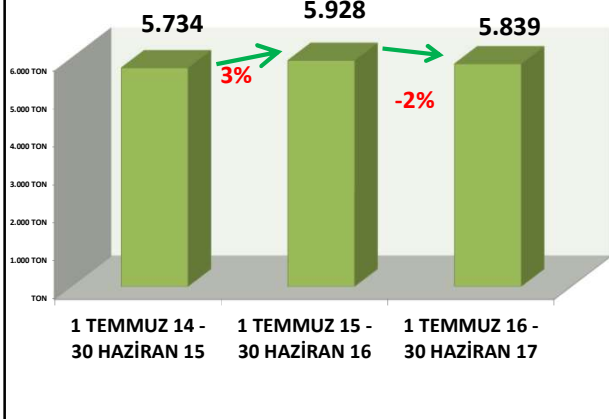


HAZİRAN



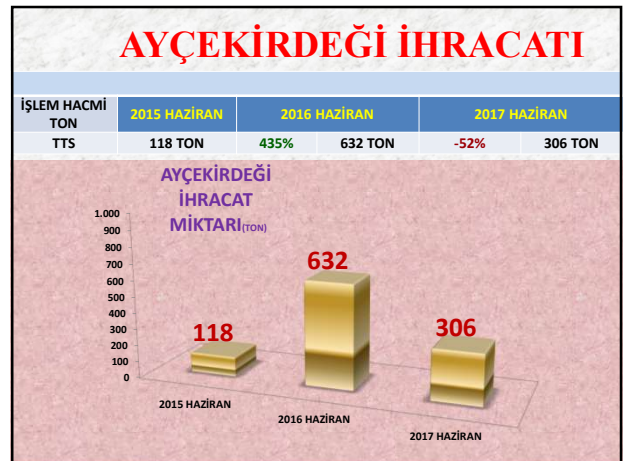
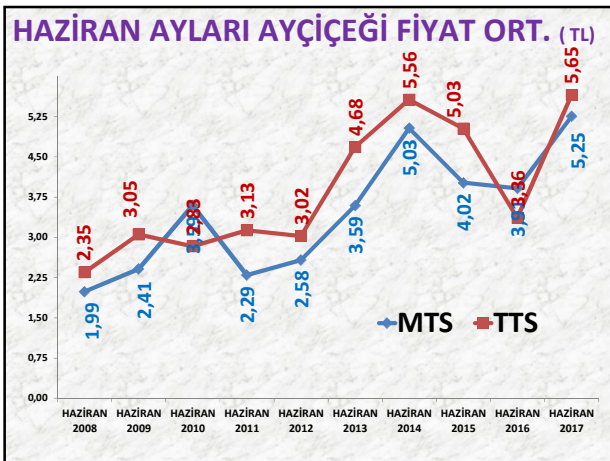
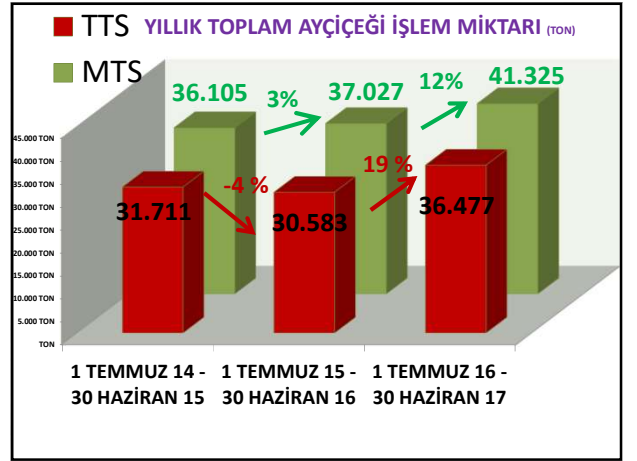
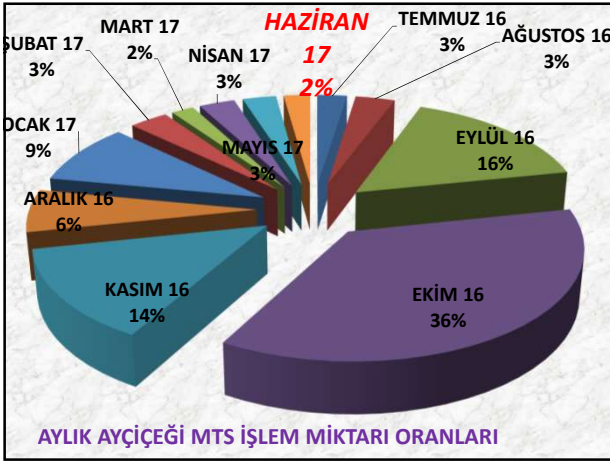
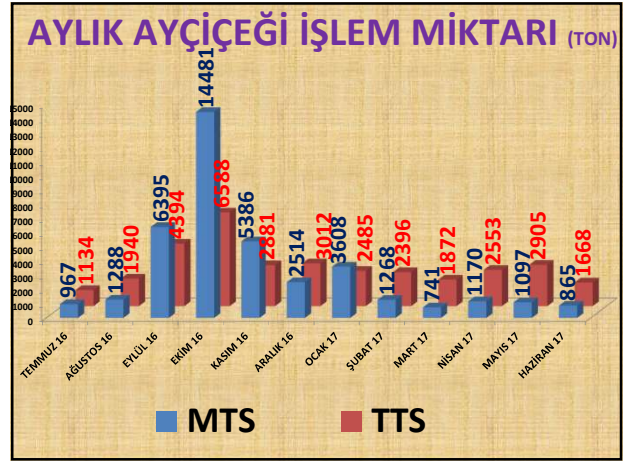
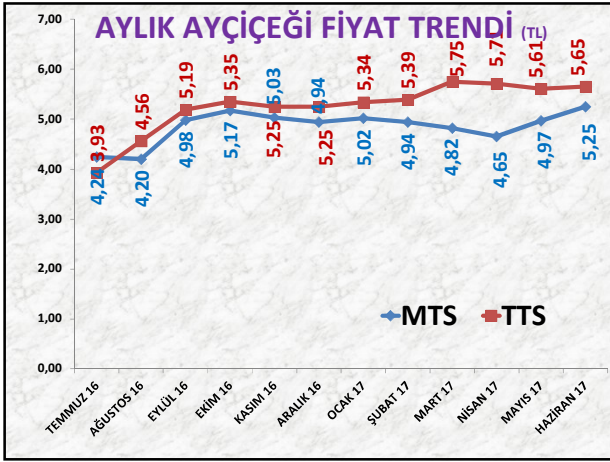
AYLIK LEBLEBİ İHRACAT MİKTARI ORANLARI

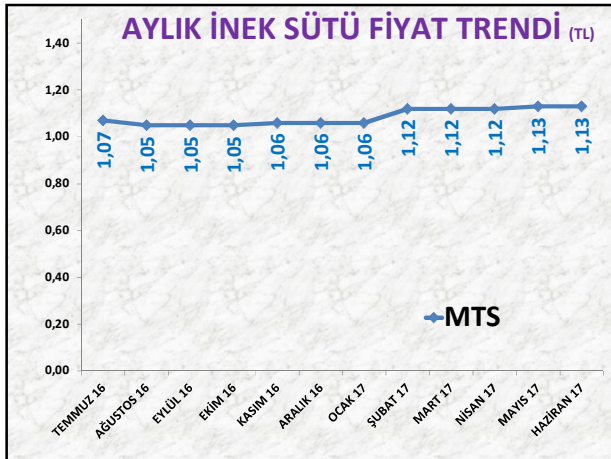
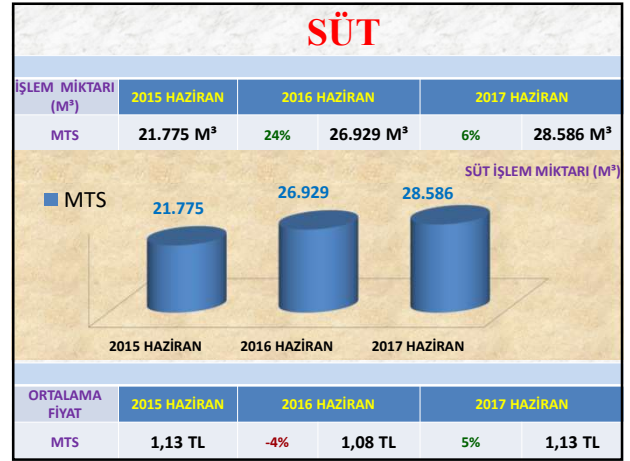
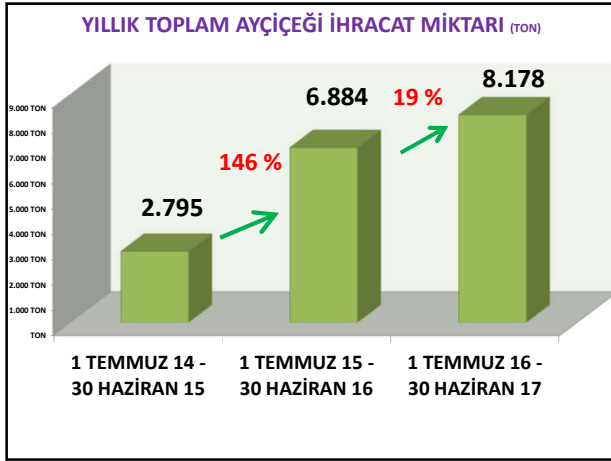
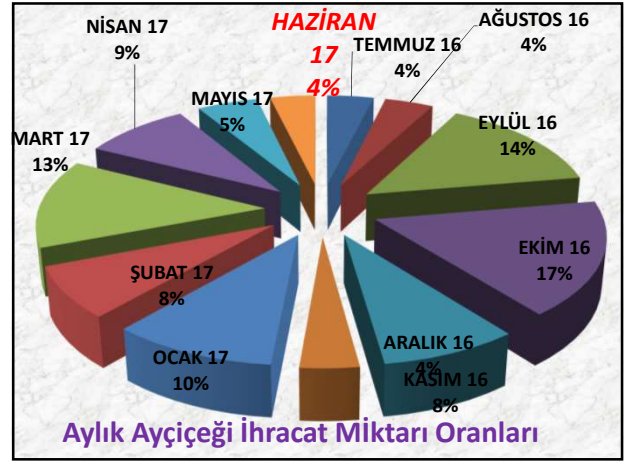
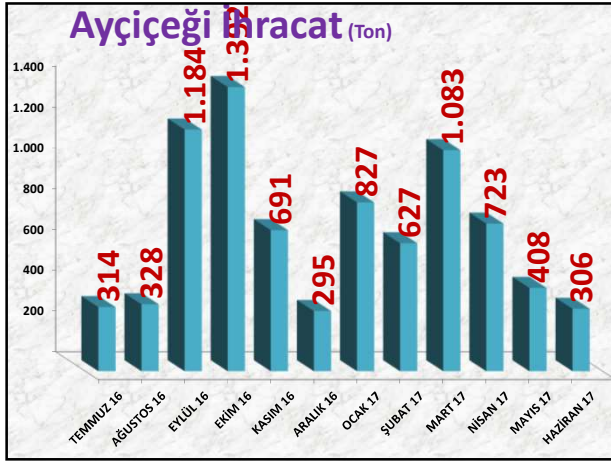
YILLIK TOPLAM LEBLEBİ İHRACAT MİKTARI (TON)

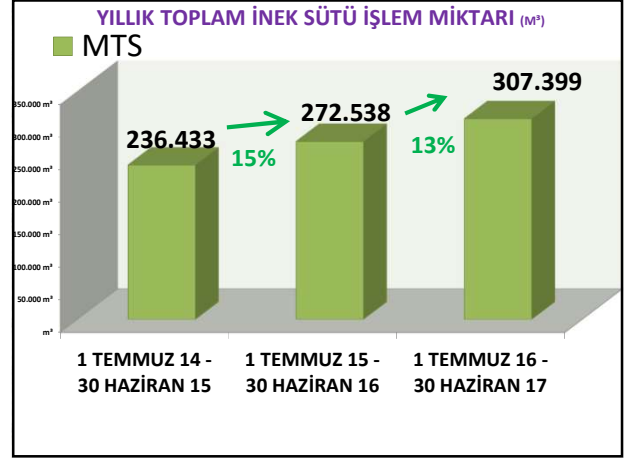
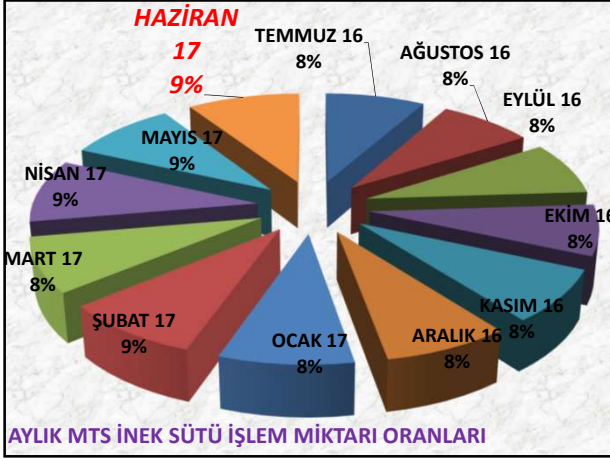


AYÇEKİRDEĞİ

İŞLEM MİKTARI (TON)	2015 HAZİRAN	2016 HAZİRAN	2017 HAZİRAN		
MTS	664 TON	38%	917 TON	-6%	865 TON
TTS	591 TON	185%	1682 TON	-1%	1668 TON
EN AZ FİYAT	2015 HAZİRAN	2016 HAZİRAN	2017 HAZİRAN		
MTS	1,50 TL	61%	2,42 TL	76%	4,26 TL
TTS	1,00 TL	-45%	0,55 TL	536%	3,50 TL
EN ÇOK FİYAT	2015 HAZİRAN	2016 HAZİRAN	2017 HAZİRAN		
MTS	6,25 TL	-17%	5,17 TL	52%	7,85 TL
TTS	6,89 TL	2%	7,00 TL	21%	8,50 TL
ORT. FİYAT	2015 HAZİRAN	2016 HAZİRAN	2017 HAZİRAN		
MTS	4,02 TL	-3%	3,91 TL	34%	5,25 TL
TTS	5,03 TL	-33%	3,36 TL	68%	5,65 TL

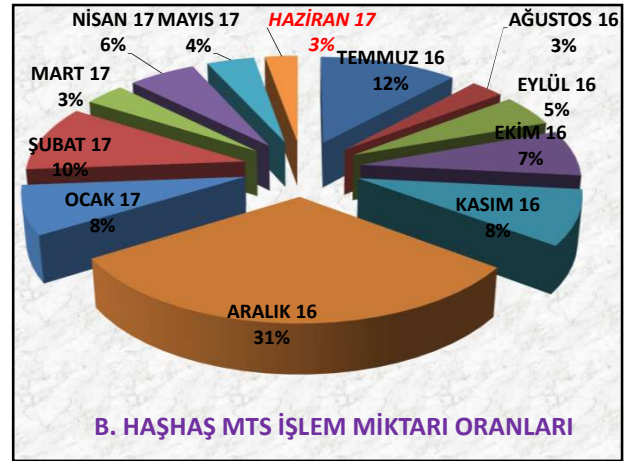
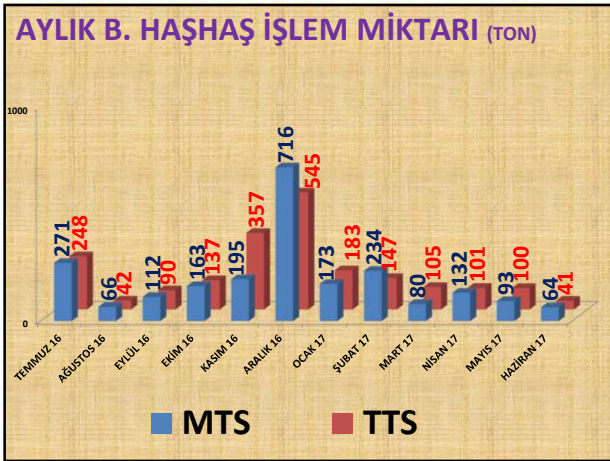
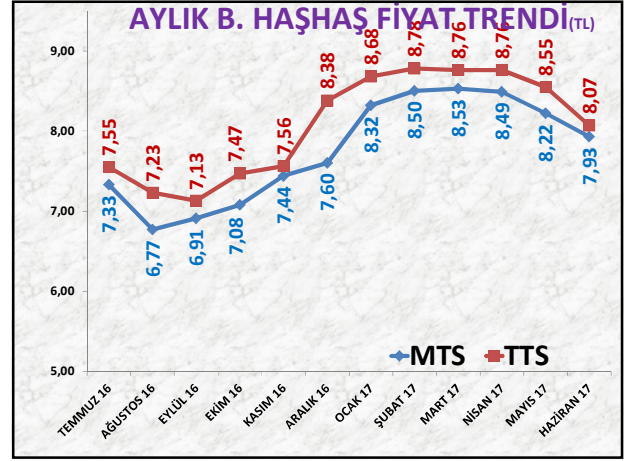


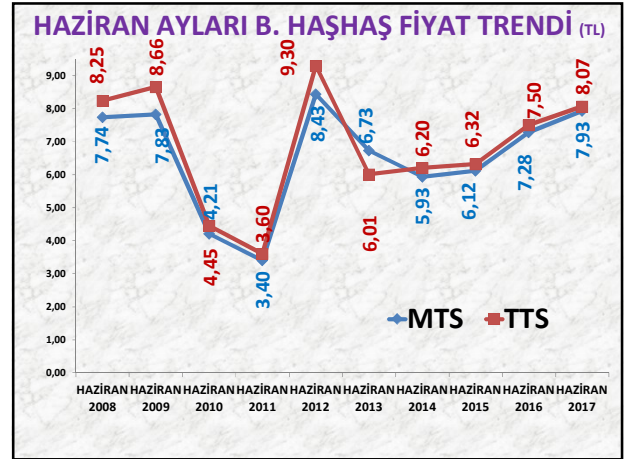
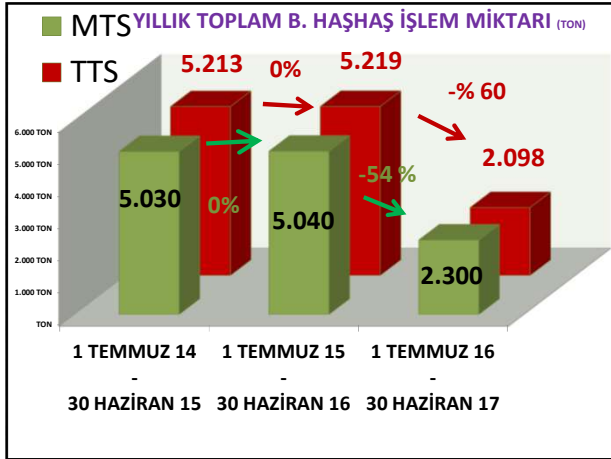




BEYAZ HAŞHAŞ

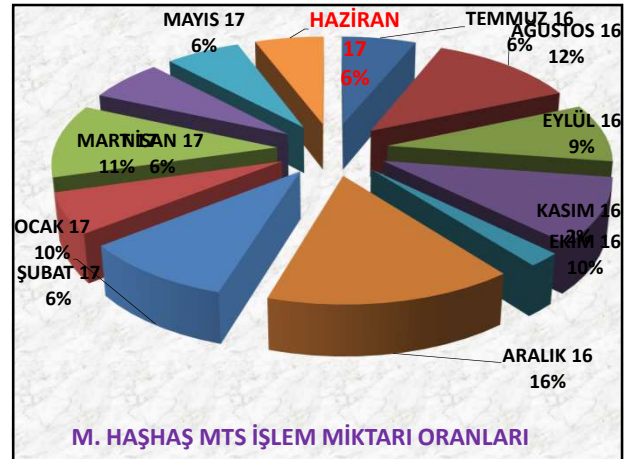
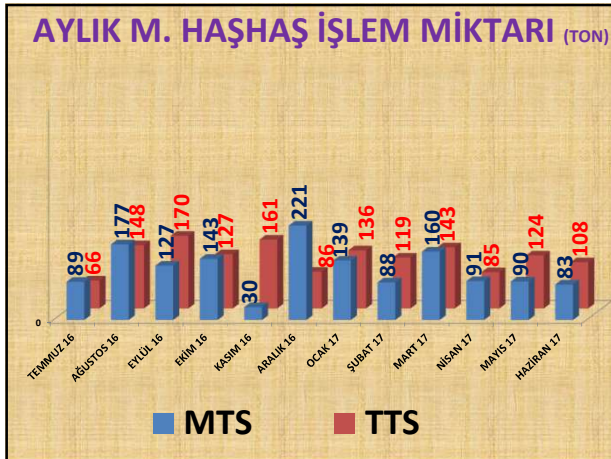
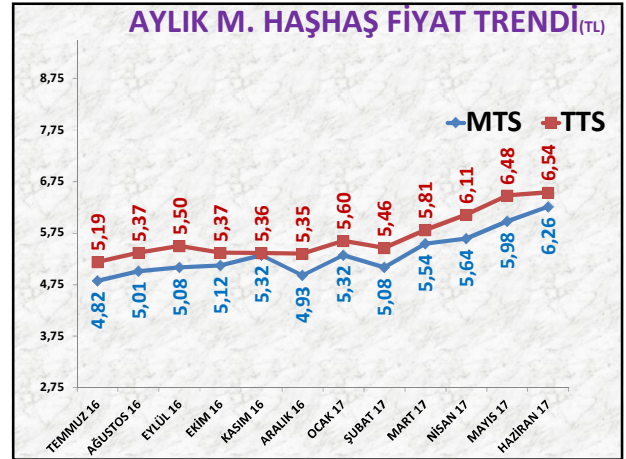
İŞLEM MİKTARI (TON)	2015 HAZİRAN		2016 HAZİRAN		2017 HAZİRAN	
	Miktar	Oran (%)	Miktar	Oran (%)	Miktar	Oran (%)
MTS	15 TON	7719%	1.209 TON	-95%	64 TON	
TTS	14 TON	9249%	1.332 TON	-97%	41 TON	
EN AZ FİYAT	2015 HAZİRAN		2016 HAZİRAN		2017 HAZİRAN	
MTS	5,70 TL	19%	6,80 TL	14%	7,74 TL	
TTS	4,95 TL	39%	6,87 TL	16%	7,96 TL	
EN ÇOK FİYAT	2015 HAZİRAN		2016 HAZİRAN		2017 HAZİRAN	
MTS	6,89 TL	12%	7,70 TL	10%	8,50 TL	
TTS	7,53 TL	11%	8,38 TL	41%	11,85 TL	
ORT. FİYAT	2015 HAZİRAN		2016 HAZİRAN		2017 HAZİRAN	
MTS	6,12 TL	19%	7,28 TL	9%	7,93 TL	
TTS	6,32 TL	19%	7,50 TL	8%	8,07 TL	

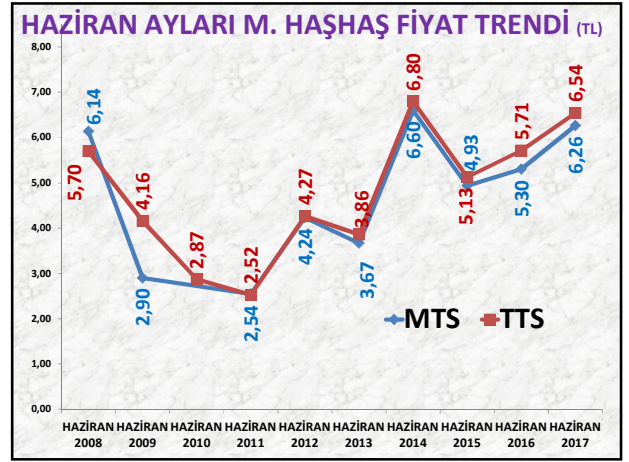
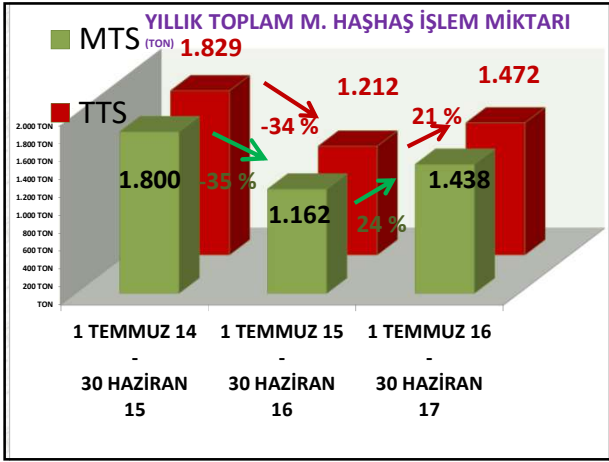




MAVİ HAŞHAŞ

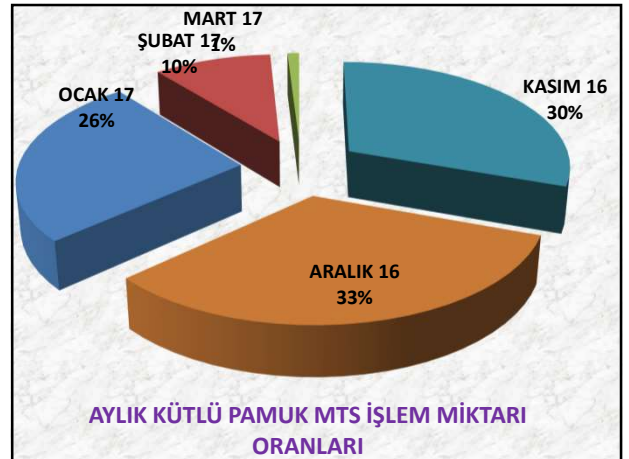
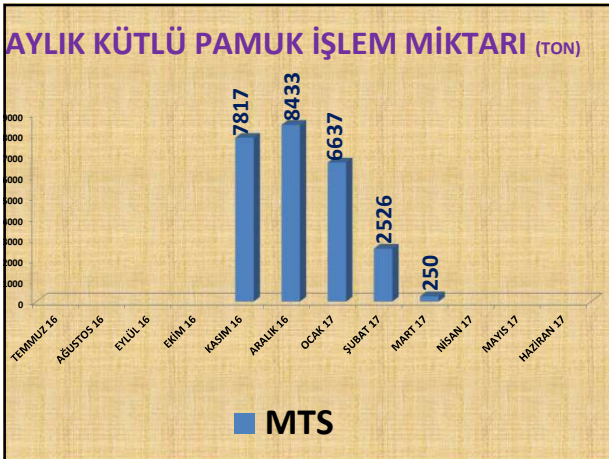
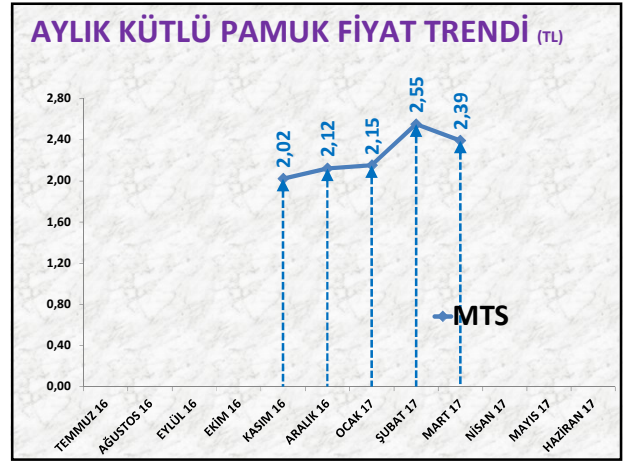
İŞLEM MİKTARI (TON)	2015 HAZİRAN		2016 HAZİRAN		2017 HAZİRAN	
	MİKTAR	DEĞİŞİM (%)	MİKTAR	DEĞİŞİM (%)	MİKTAR	DEĞİŞİM (%)
MTS	84 TON	-34%	56 TON	50%	83 TON	
TTS	90 TON	-38%	56 TON	93%	108 TON	
EN AZ FİYAT	2015 HAZİRAN		2016 HAZİRAN		2017 HAZİRAN	
MTS	4,44 TL	9%	4,86 TL	26%	6,10 TL	
TTS	3,47 TL	47%	5,10 TL	25%	6,40 TL	
EN ÇOK FİYAT	2015 HAZİRAN		2016 HAZİRAN		2017 HAZİRAN	
MTS	5,40 TL	10%	5,93 TL	18%	7,00 TL	
TTS	6,54 TL	4%	6,80 TL	21%	8,20 TL	
ORT. FİYAT	2015 HAZİRAN		2016 HAZİRAN		2017 HAZİRAN	
MTS	4,93 TL	8%	5,30 TL	18%	6,26 TL	
TTS	5,13 TL	11%	5,71 TL	15%	6,54 TL	

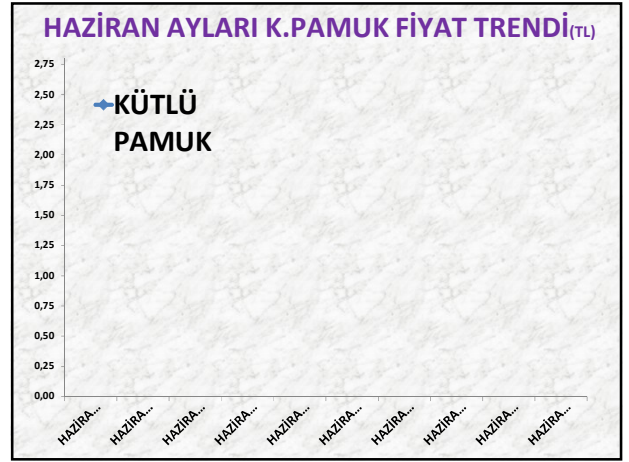
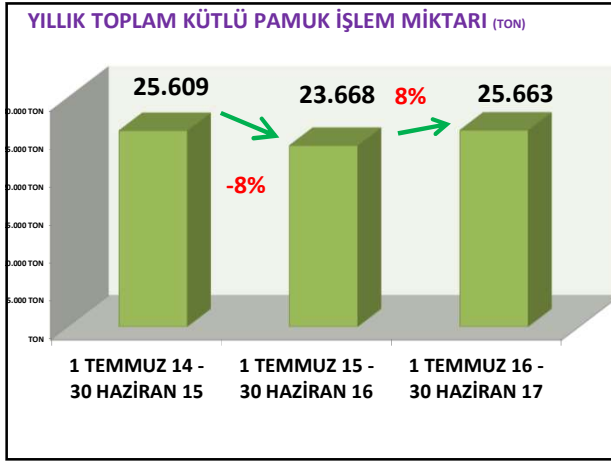




KÜTLÜ PAMUK

İŞLEM MİKTARI (TON)			
	2015 HAZİRAN	2016 HAZİRAN	2017 HAZİRAN
MTS	-	-	-
EN AZ FİYAT			
MTS	-	-	-
EN ÇOK FİYAT			
MTS	-	-	-
ORTALAMA FİYAT			
MTS	-	-	-





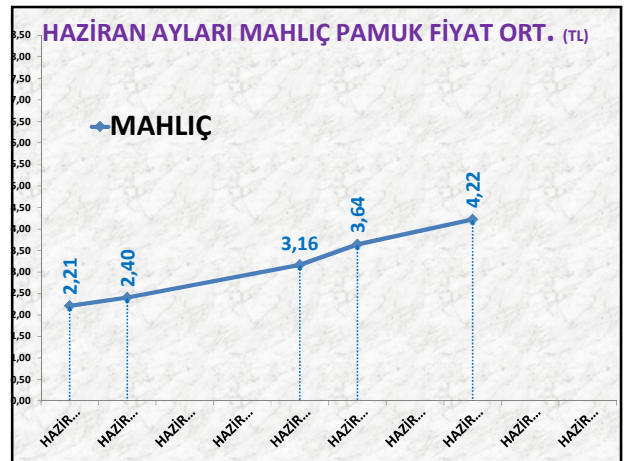
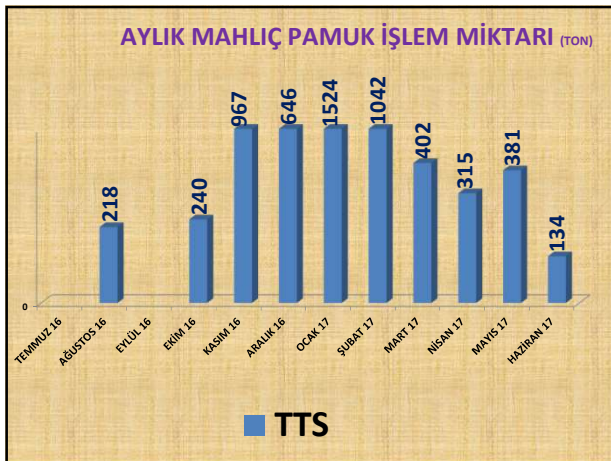
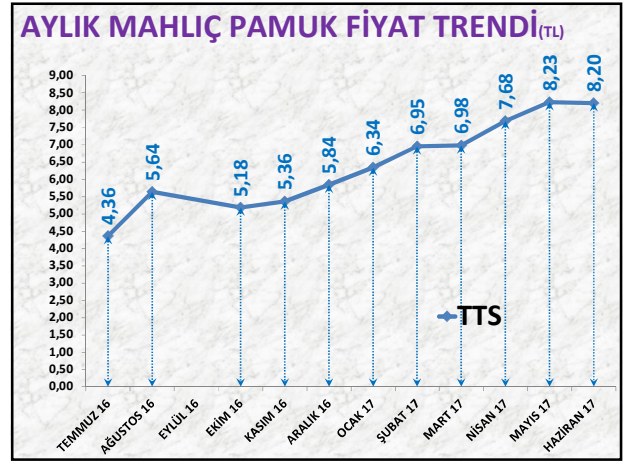
MAHLİÇ PAMUK

İŞLEM MİKTARI (TON)	2015 HAZİRAN	2016 HAZİRAN	2017 HAZİRAN
TTS	647 TON	-	134 TON

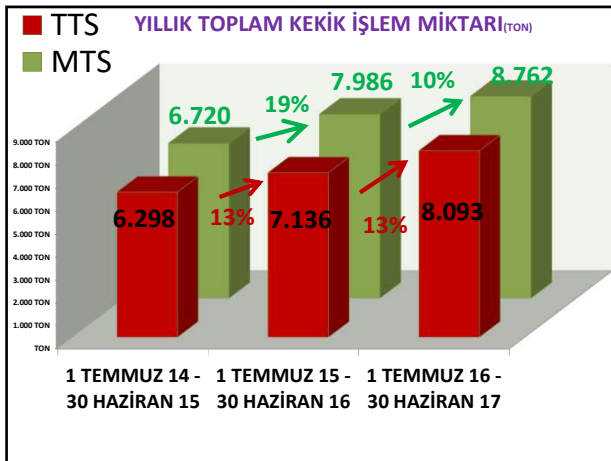
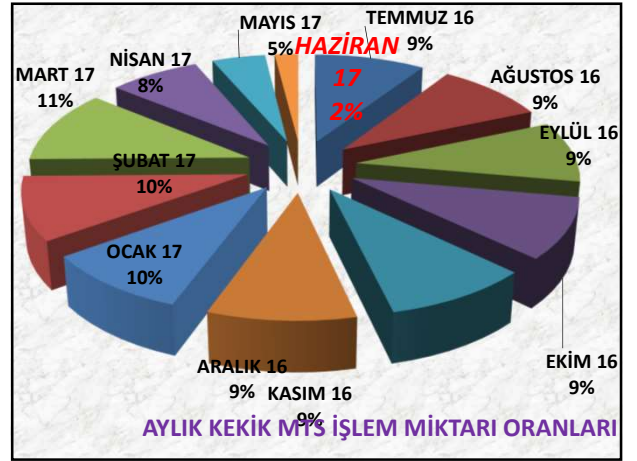
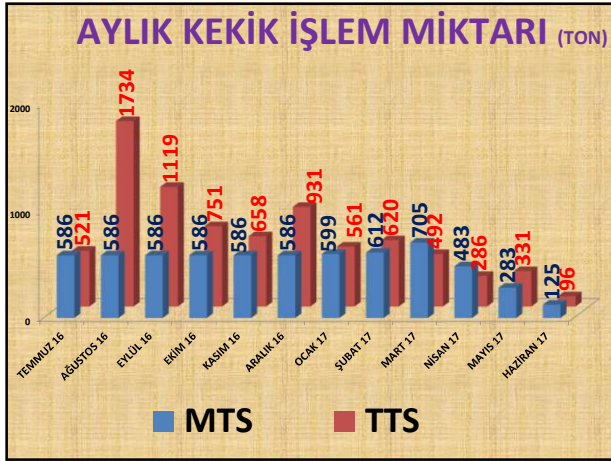
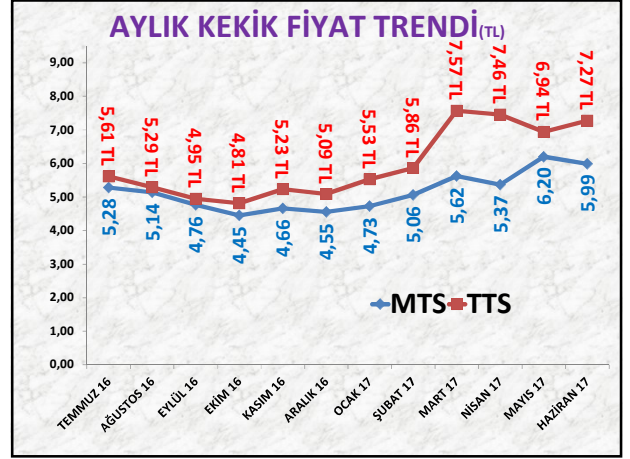
EN AZ FİYAT	2015 HAZİRAN	2016 HAZİRAN	2017 HAZİRAN
TTS	4,00 TL	-	8,20 TL

EN ÇOK FİYAT	2015 HAZİRAN	2016 HAZİRAN	2017 HAZİRAN
TTS	4,42 TL	-	8,20 TL

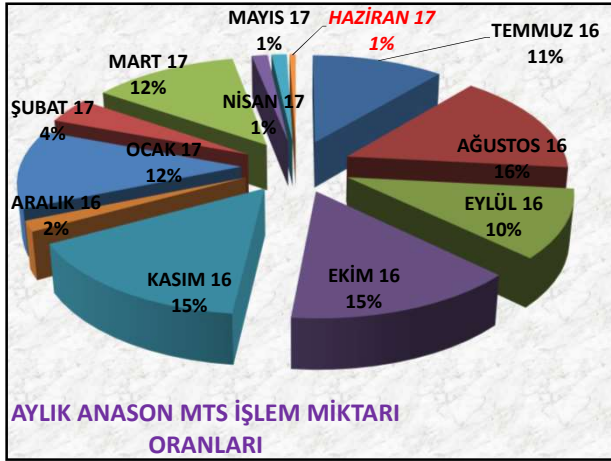
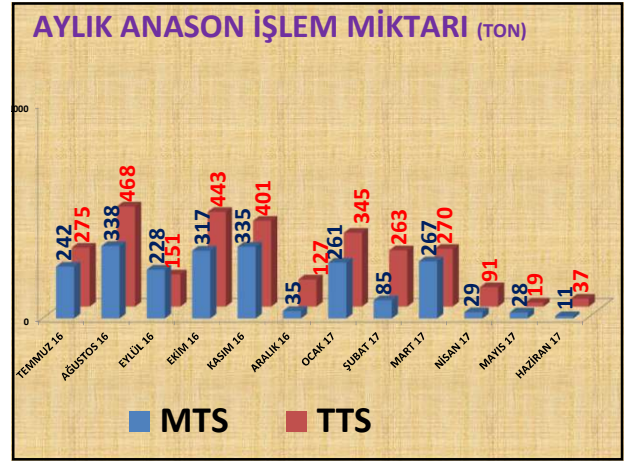
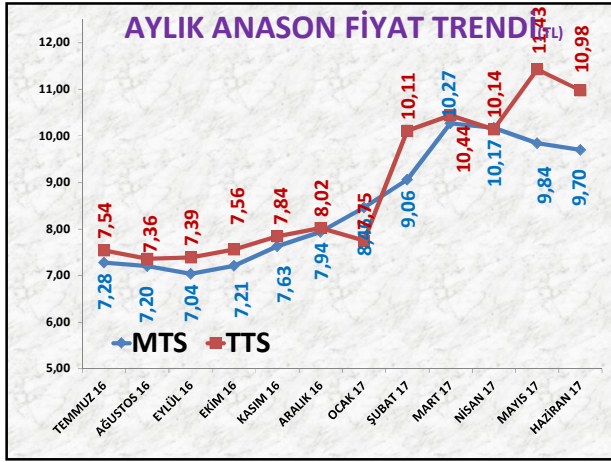
ORTALAMA FİYAT	2015 HAZİRAN	2016 HAZİRAN	2017 HAZİRAN
TTS	4,22 TL	-	8,20 TL



KEKİK						
İŞLEM HACMI (TON)	2015 HAZİRAN		2016 HAZİRAN		2017 HAZİRAN	
	MTS	81 TON	316%	337 TON	-63%	125 TON
TTS	56 TON	526%	352 TON	-73%	96 TON	
EN AZ FİYAT						
	2015 HAZİRAN		2016 HAZİRAN		2017 HAZİRAN	
MTS	4,30 TL	10%	4,75 TL	0%	4,74 TL	
TTS	3,43 TL	-15%	2,90 TL	-14%	2,50 TL	
EN ÇOK FİYAT						
	2015 HAZİRAN		2016 HAZİRAN		2017 HAZİRAN	
MTS	6,45 TL	-7%	6,00 TL	13%	6,80 TL	
TTS	12,00 TL	8%	13,00 TL	4%	13,50 TL	
ORT. FİYAT						
	2015 HAZİRAN		2016 HAZİRAN		2017 HAZİRAN	
MTS	6,11 TL	-14%	5,28 TL	13%	5,99 TL	
TTS	6,22 TL	-4%	5,98 TL	22%	7,27 TL	



ANASON						
İŞLEM MİKTARI (TON)	2015 HAZİRAN		2016 HAZİRAN		2017 HAZİRAN	
	MTS	221 TON	9%	241 TON	-96%	11 TON
TTS	216 TON	35%	291 TON	-87%	37 TON	
EN AZ FİYAT						
	2015 HAZİRAN		2016 HAZİRAN		2017 HAZİRAN	
MTS	6,30 TL	-5%	6,00 TL	61%	9,67 TL	
TTS	7,15 TL	-51%	3,50 TL	144%	8,55 TL	
EN ÇOK FİYAT						
	2015 HAZİRAN		2016 HAZİRAN		2017 HAZİRAN	
MTS	7,40 TL	0%	7,40 TL	69%	12,50 TL	
TTS	8,34 TL	8%	9,00 TL	42%	12,75 TL	
ORT. FİYAT						
	2015 HAZİRAN		2016 HAZİRAN		2017 HAZİRAN	
MTS	7,32 TL	-1%	7,27 TL	33%	9,70 TL	
TTS	7,52 TL	0%	7,50 TL	46%	10,98 TL	



KASAPLIK CANLI HAYVAN

BÜYÜKBAŞ (ADET)	2015 HAZİRAN	2016 HAZİRAN	2017 HAZİRAN
MTS	1463 ADET	1652 ADET (13%)	1598 ADET (-3%)
TTS	1034 ADET	313 ADET (-70%)	1119 ADET (258%)

KÜÇÜKBAŞ (ADET)	2015 HAZİRAN	2016 HAZİRAN	2017 HAZİRAN
MTS	11401 ADET	5994 ADET (-47%)	6384 ADET (7%)
TTS	2642 ADET	1240 ADET (-53%)	2572 ADET (107%)

