

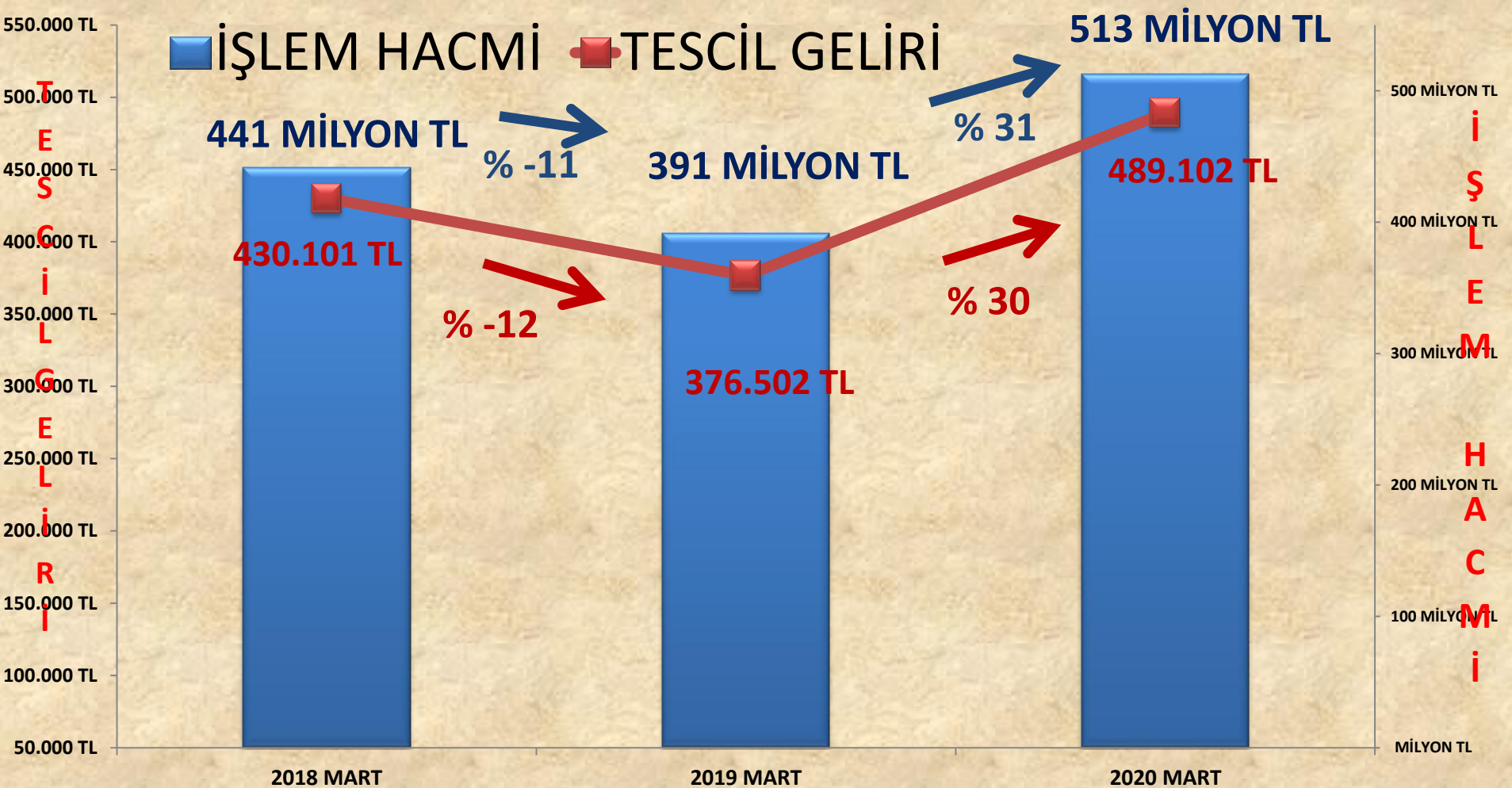


# MART 2020 TESCİL SUNUMU



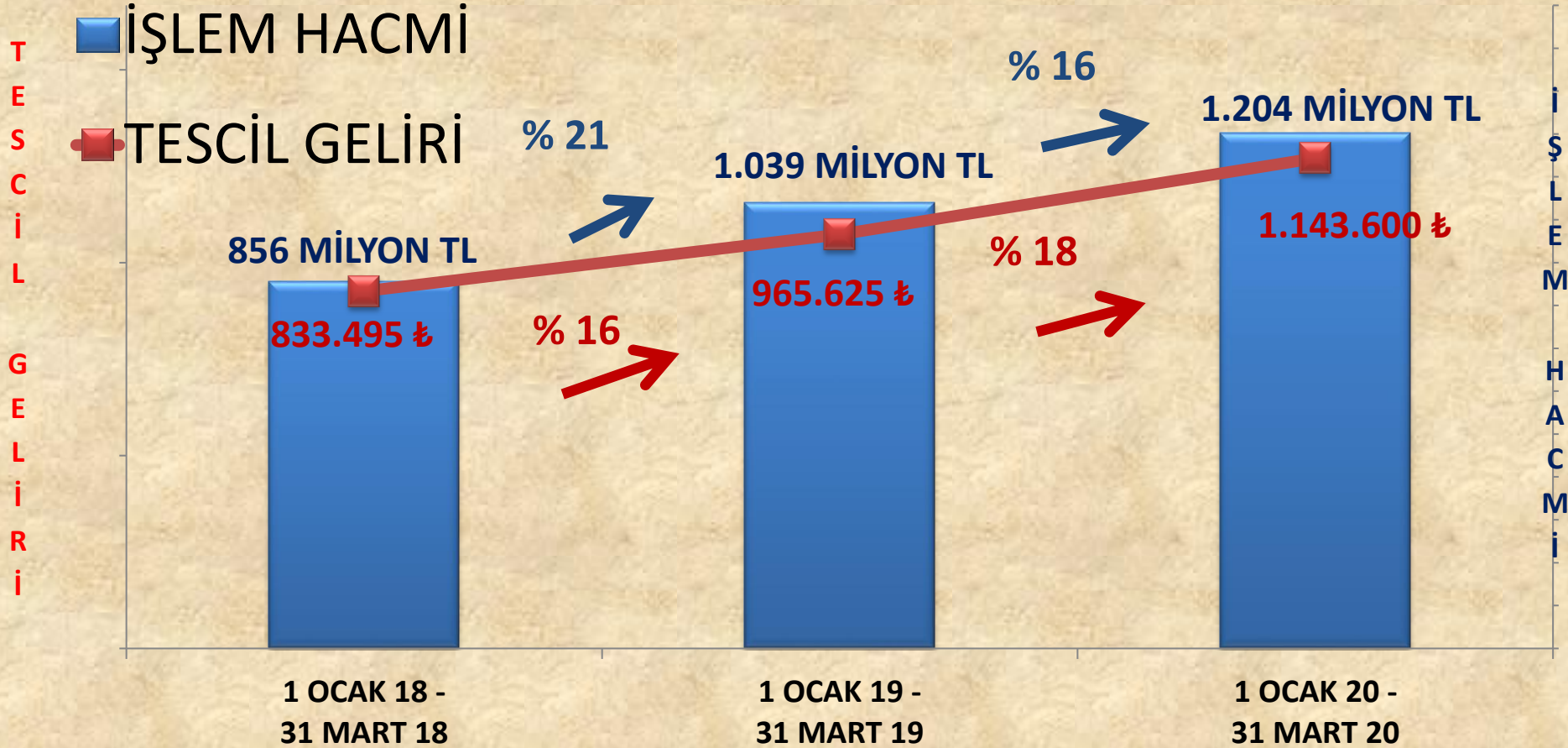
# İŞLEM HACMİ VE TESCİL GELİRİ VERİLERİ

	2018 MART		2019 MART		2020 MART
İŞLEM HACMİ	441 MİLYON TL	-11%	391 MİLYON TL	31%	513 MİLYON TL
TESCİL GELİRİ	430.101 TL	-12%	376.502 TL	30%	489.102 TL



# İŞLEM HACMİ VE TESCİL GELİRİ VERİLERİ

	1 OCAK 18 - 31 MART 18		1 OCAK 19 - 31 MART 19		1 OCAK 20 - 31 MART 20
İŞLEM HACMİ	856 MİLYON TL	21%	1.039 MİLYON TL	16%	1.204 MİLYON TL
TESCİL GELİRİ	833.495 TL	16%	965.625 TL	18%	1.143.600 TL



# ARPA

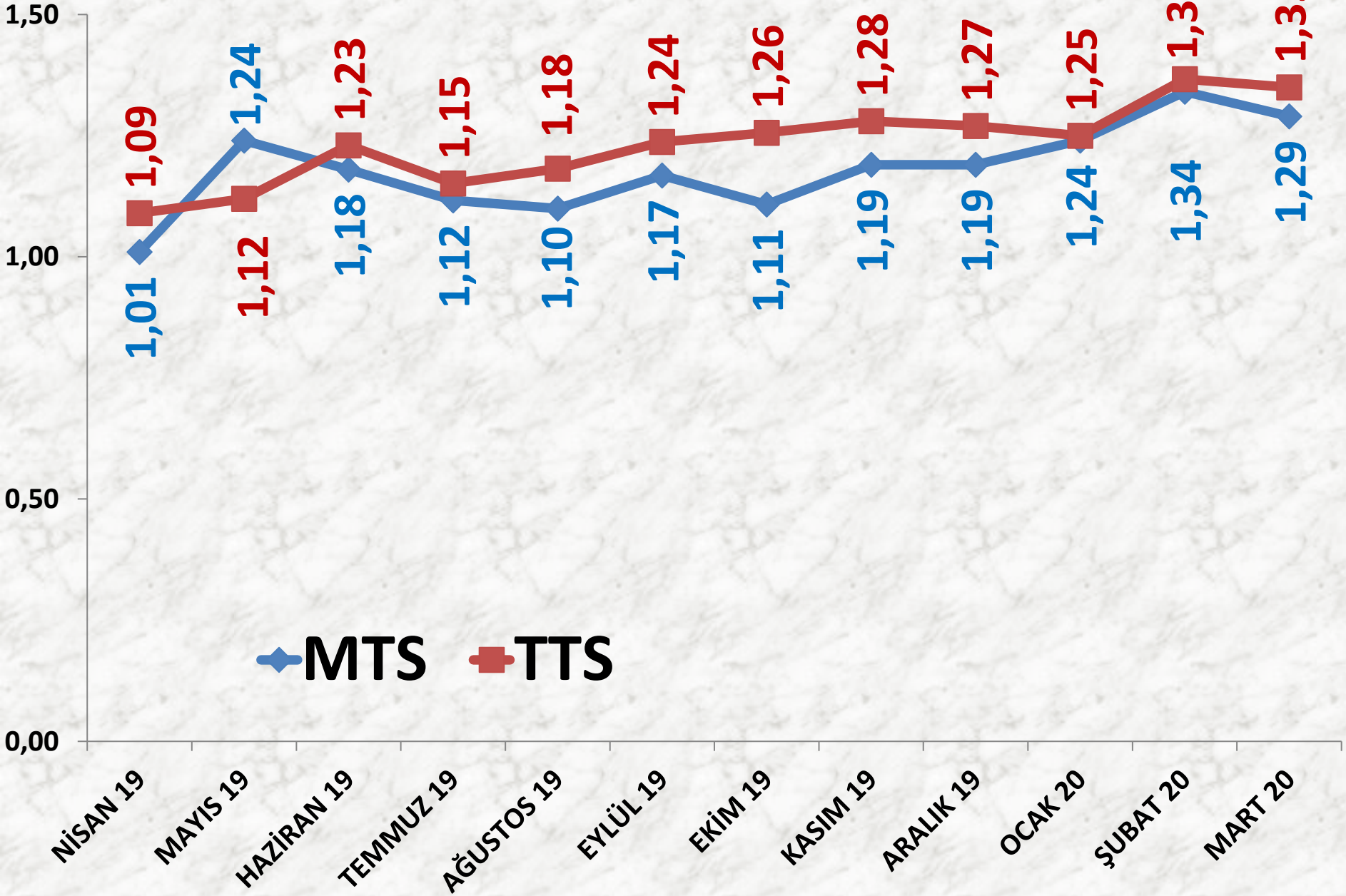
<b>İŞLEM HACMİ (TON)</b>	<b>2018 MART</b>	<b>2019 MART</b>		<b>2020 MART</b>	
<i>MTS</i>	297 TON	<b>-62%</b>	112 TON	<b>41%</b>	158 TON
<i>TTS</i>	166 TON	<b>-80%</b>	33 TON	<b>-39%</b>	20 TON

<b>EN AZ FİYAT</b>	<b>2018 MART</b>	<b>2019 MART</b>		<b>2020 MART</b>	
MTS	0,68 TL	<b>18%</b>	0,80 TL	<b>50%</b>	1,20 TL
TTS	0,89 TL	<b>12%</b>	1,00 TL	<b>35%</b>	1,35 TL

<b>EN ÇOK FİYAT</b>	<b>2018 MART</b>	<b>2019 MART</b>		<b>2020 MART</b>	
MTS	0,97 TL	<b>24%</b>	1,20 TL	<b>10%</b>	1,32 TL
TTS	1,09 TL	<b>6%</b>	1,15 TL	<b>17%</b>	1,35 TL

<b>ORT. FİYAT</b>	<b>2018 MART</b>	<b>2019 MART</b>		<b>2020 MART</b>	
MTS	0,90 TL	<b>8%</b>	0,98 TL	<b>32%</b>	1,29 TL
TTS	0,94 TL	<b>18%</b>	1,11 TL	<b>22%</b>	1,35 TL

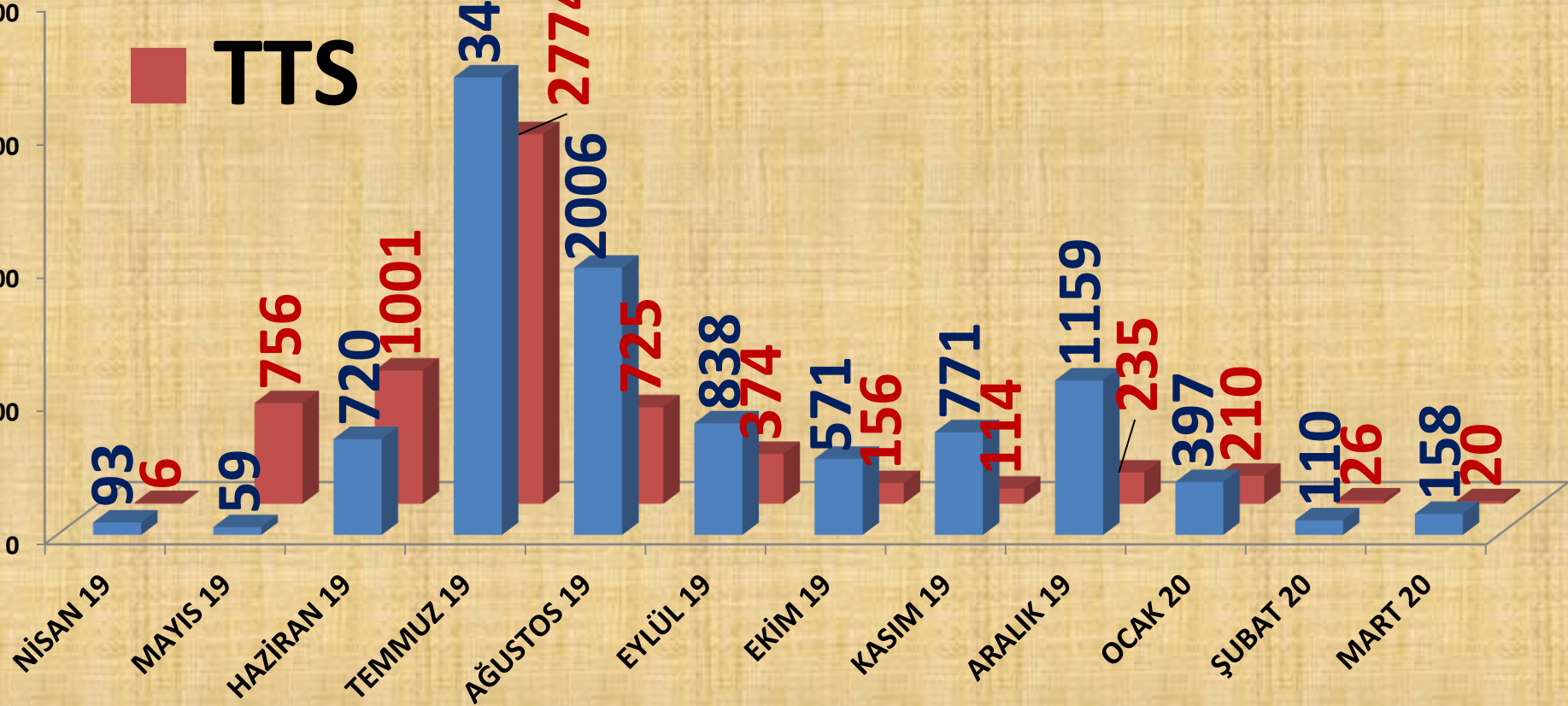
# AYLIK ARPA FİYAT TRENDİ (TL)



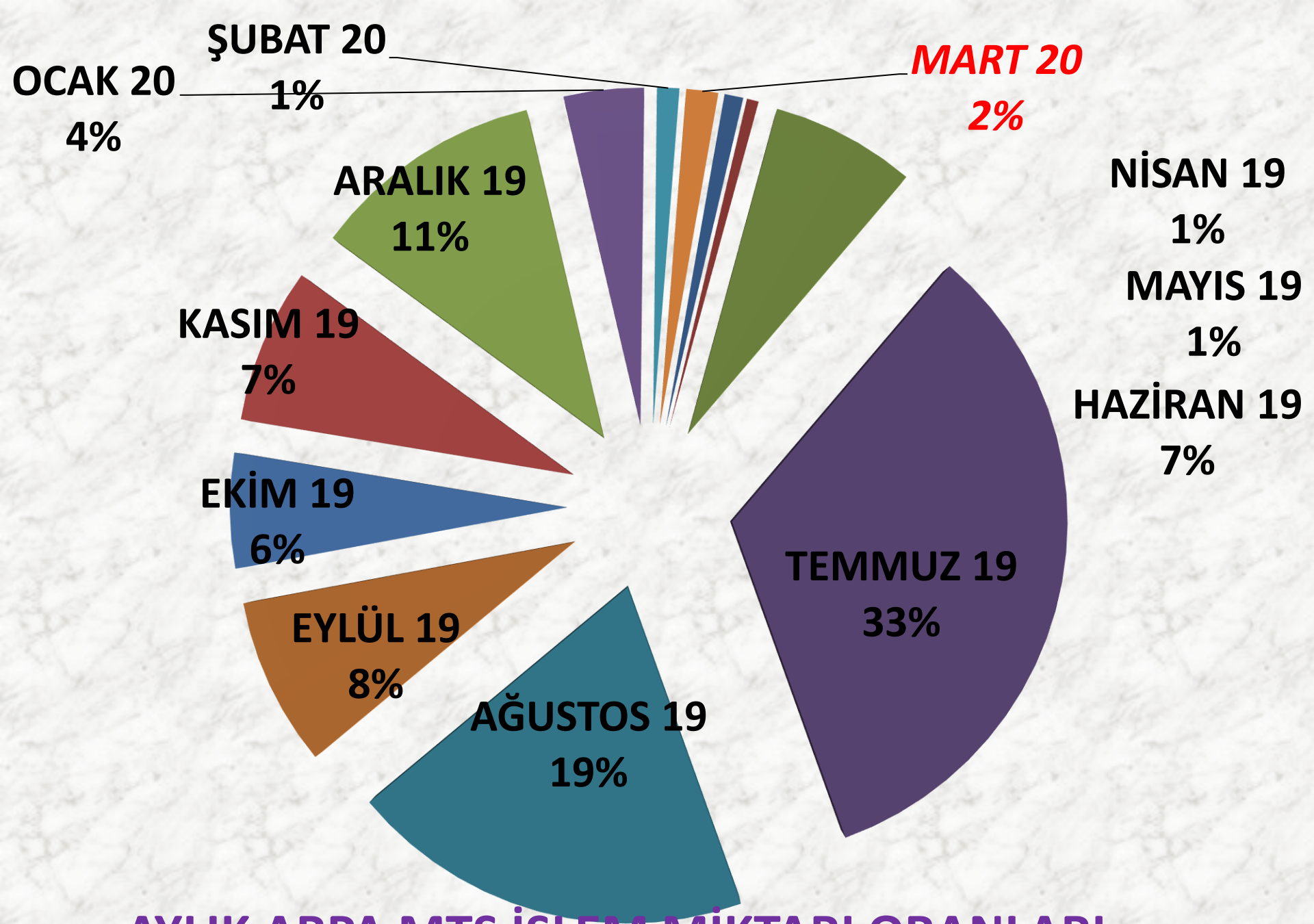
# AYLIK ARPA İŞLEM MİKTARI (TON)

■ MTS

■ TTS



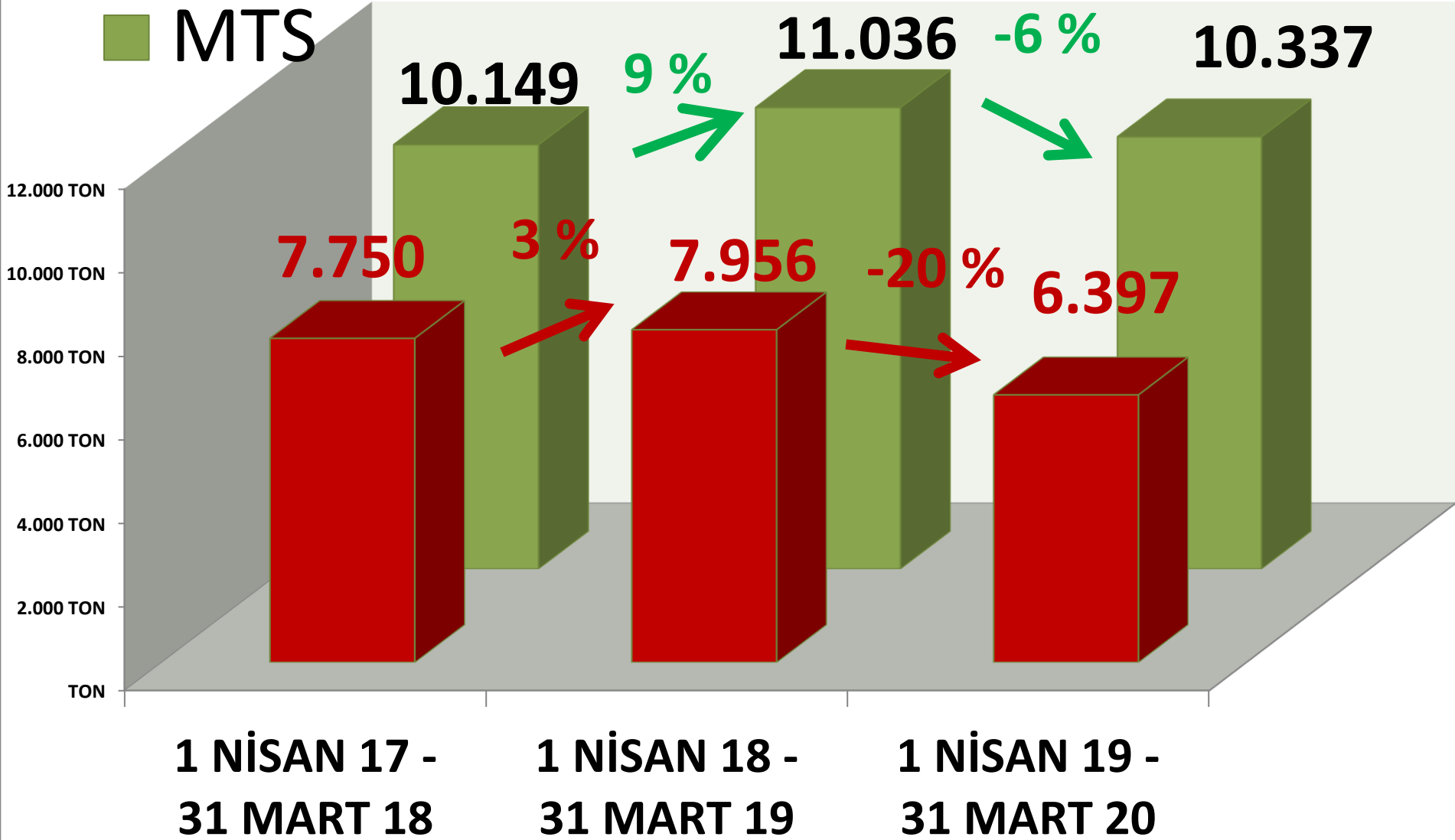
# AYLIK ARPA MTS İŞLEM MİKTARI ORANLARI



**TTS**

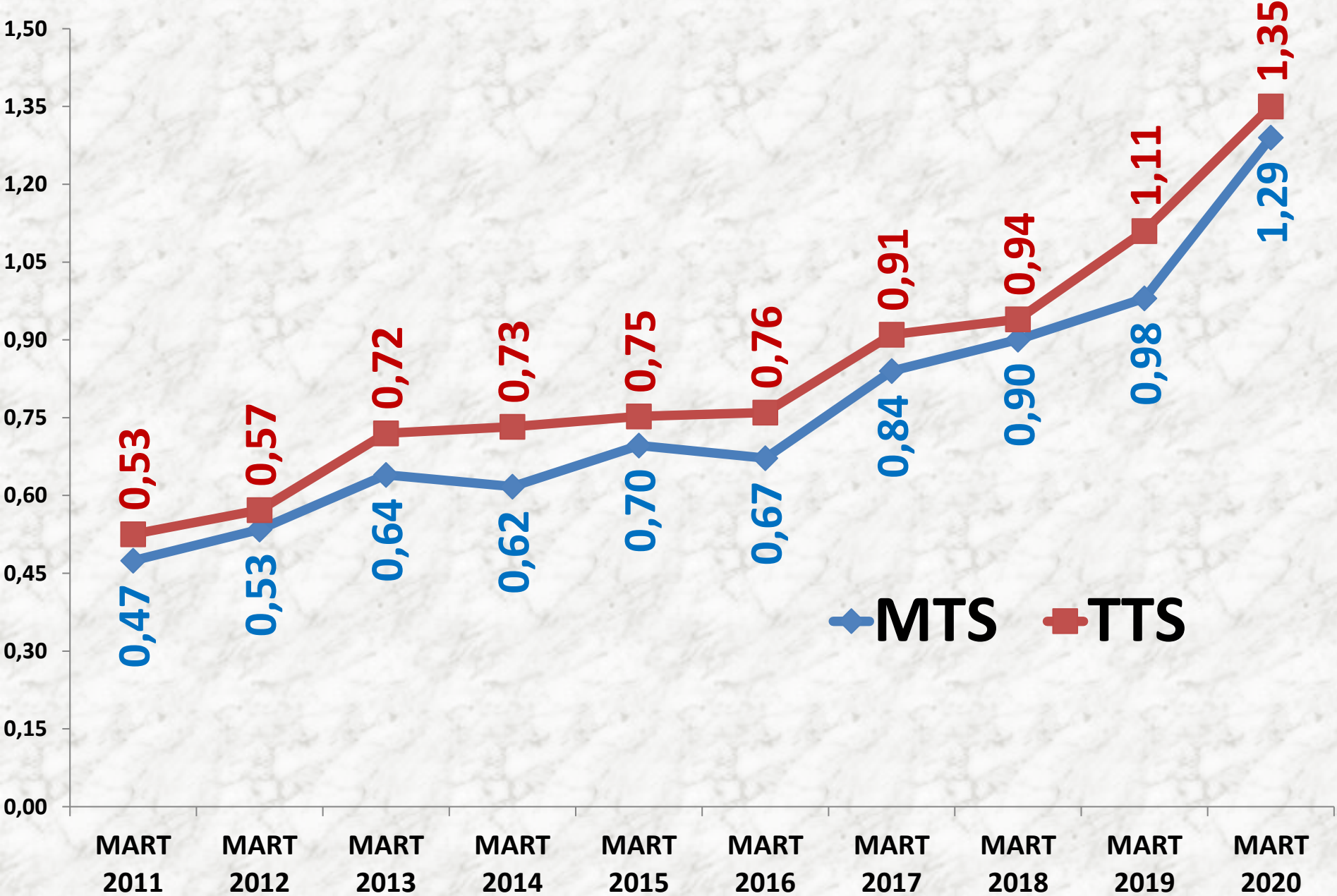
# YILLIK ARPA İŞLEM MİKTARI (TON)

**MTS**





# MART AYLARI ARPA FİYAT TRENDİ (TL)



# BUĞDAY

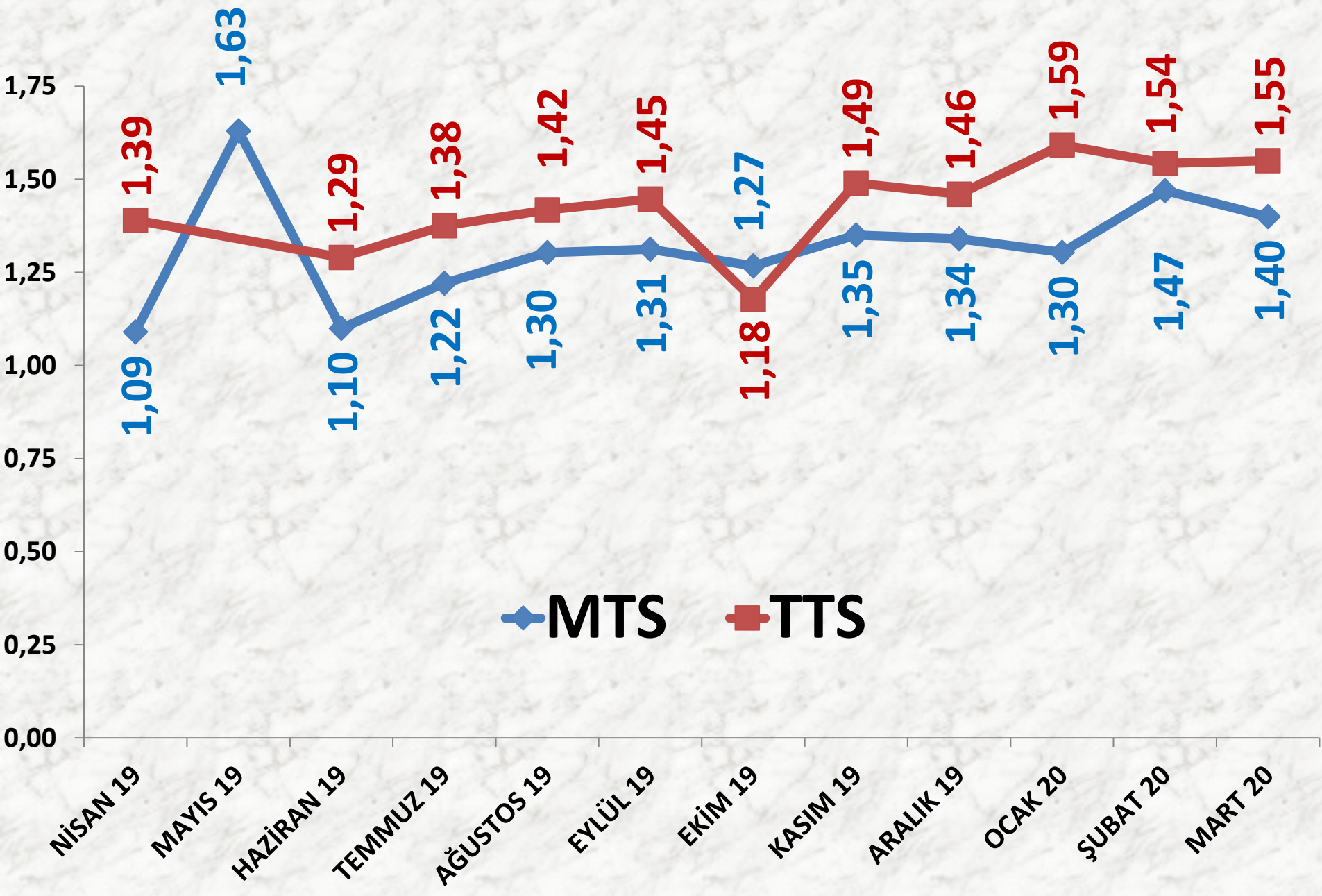
İŞLEM MİKTARI (TON)	2018 MART	2019 MART		2020 MART	
MTS	541 TON	-67%	176 TON	52%	267 TON
TTS	435 TON	-22%	340 TON	-56%	149 TON

EN AZ FİYAT	2018 MART	2019 MART		2020 MART	
MTS	0,80 TL	25%	1,00 TL	40%	1,40 TL
TTS	0,96 TL	15%	1,10 TL	41%	1,55 TL

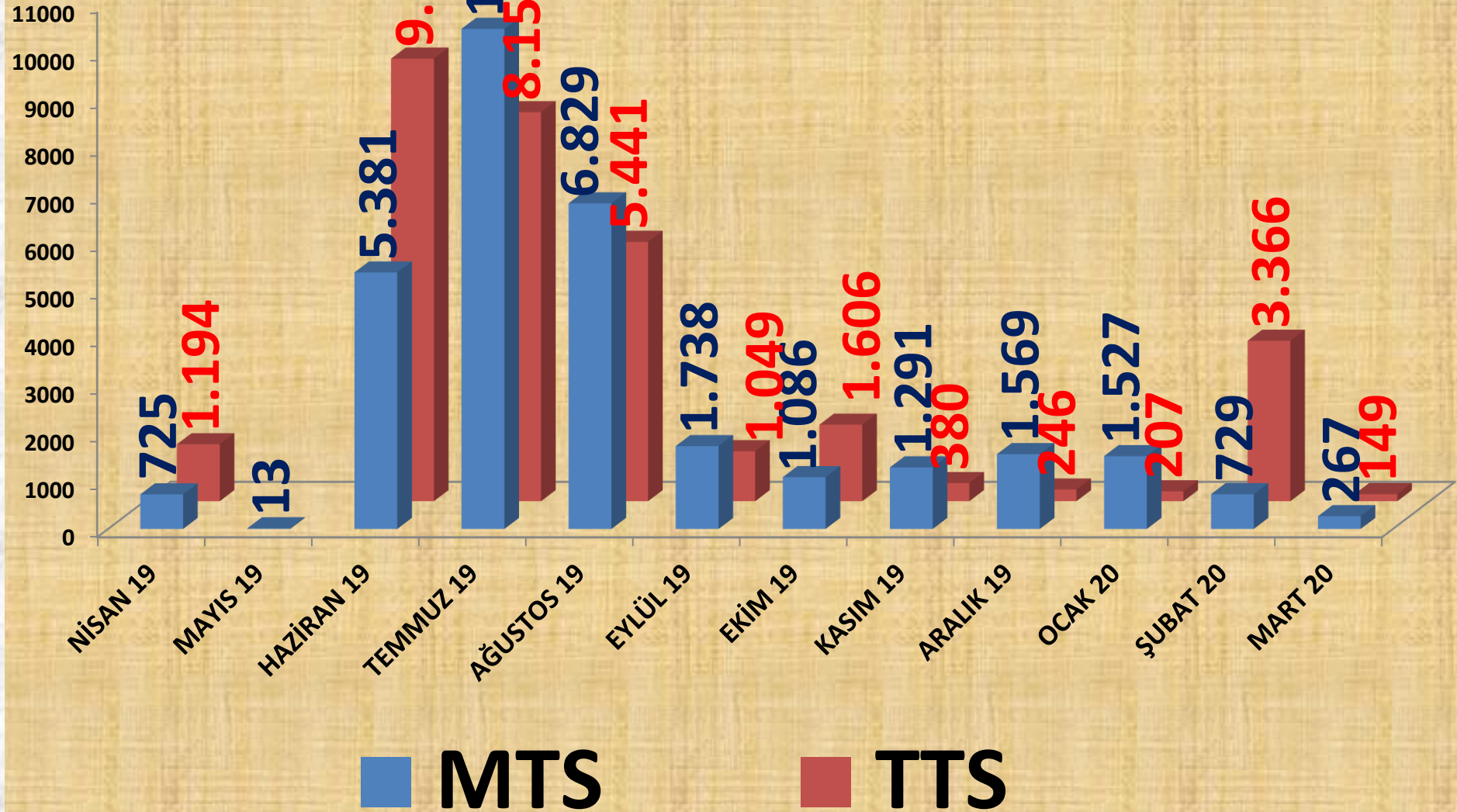
EN ÇOK FİYAT	2018 MART	2019 MART		2020 MART	
MTS	1,01 TL	34%	1,35 TL	32%	1,78 TL
TTS	1,04 TL	35%	1,40 TL	43%	2,00 TL

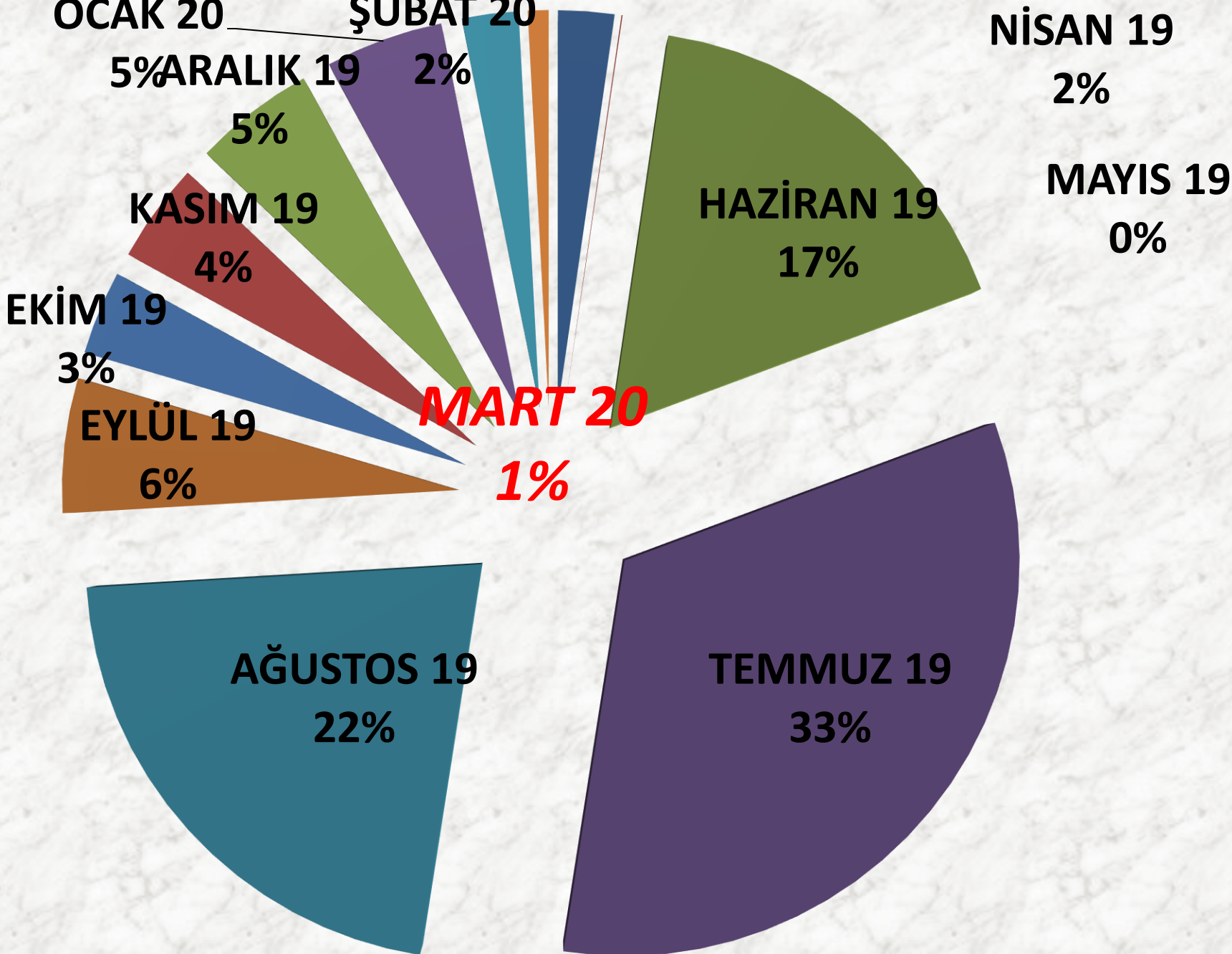
ORT. FİYAT	2018 MART	2019 MART		2020 MART	
MTS	0,92 TL	32%	1,21 TL	30%	1,57 TL
TTS	1,01 TL	28%	1,30 TL	25%	1,63 TL

# AYLIK BUĞDAY FİYAT TRENDİ (TL)



# AYLIK BUĞDAY İŞLEM MİKTARI (TON)



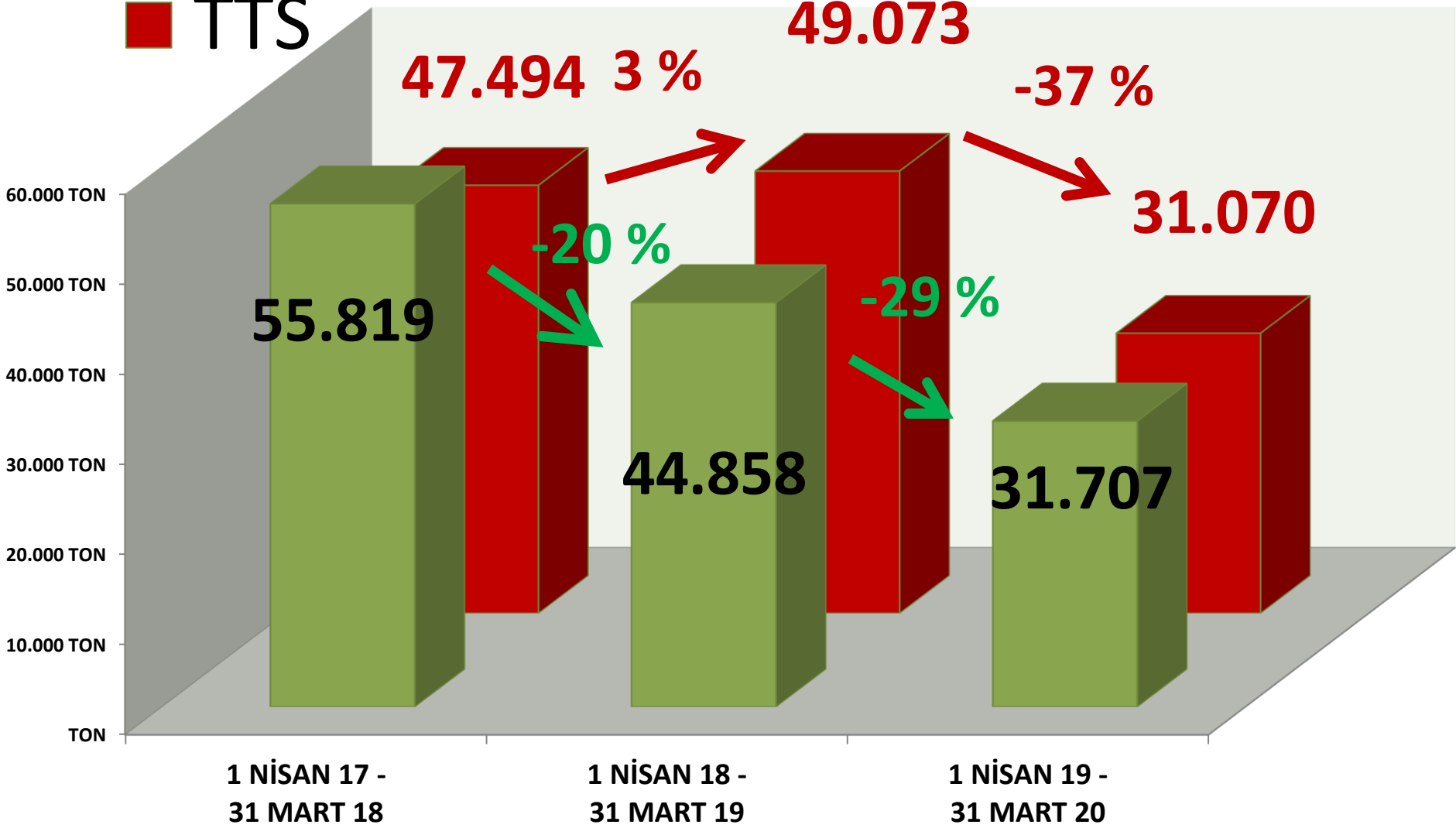


AYLIK BUĞDAY MTS İŞLEM MİKTARI ORANLARI

■ MTS

# YILLIK BUĞDAY İŞLEM MİKTARI (TON)

■ TTS



# MART AYLARI BUĞDAY FİYAT ORT. (TL)

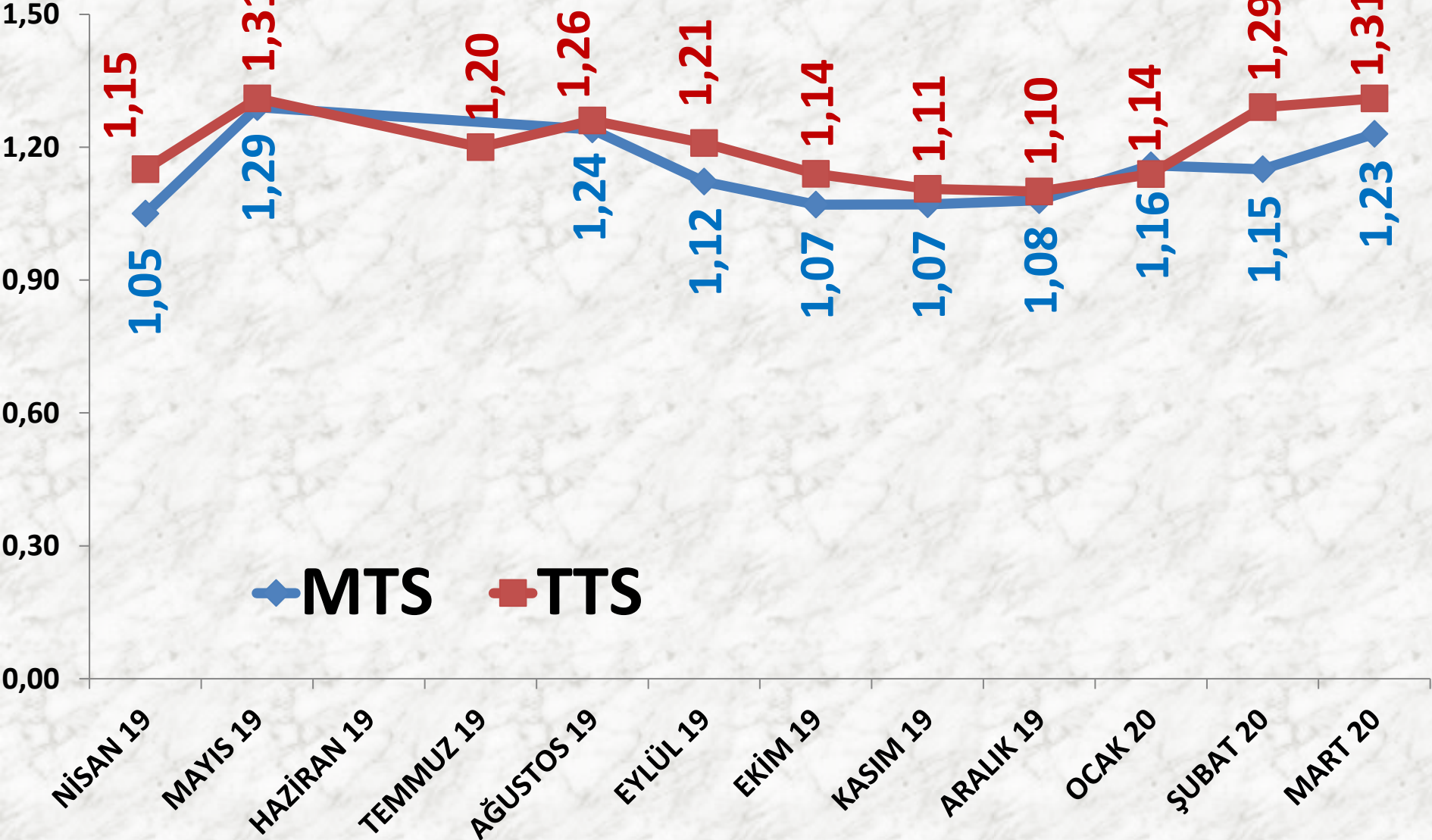


# MISIR DANE

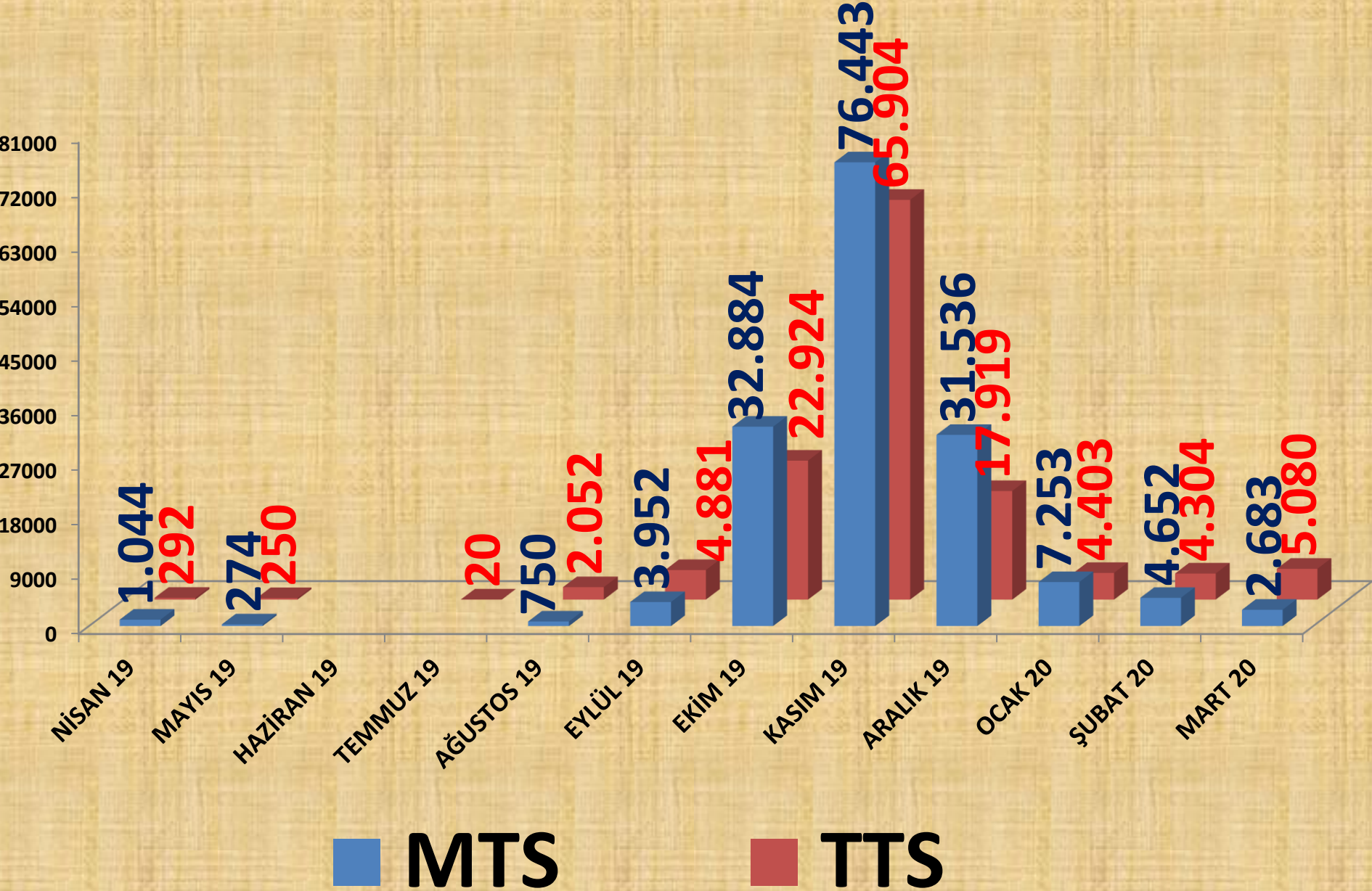
İŞLEM MİKTARI (TON)	2018 MART		2019 MART		2020 MART	
	MTS	1.402 TON	-58%	582 TON	361%	2.683 TON
TTS	993 TON	-88%	115 TON	4332%	5.080 TON	
EN AZ FİYAT	2018 MART		2019 MART		2020 MART	
MTS	0,70 TL	36%	0,95 TL	5%	1,00 TL	
TTS	0,84 TL	-8%	0,77 TL	62%	1,25 TL	
EN ÇOK FİYAT	2018 MART		2019 MART		2020 MART	
MTS	0,89 TL	34%	1,19 TL	9%	1,30 TL	
TTS	1,00 TL	22%	1,22 TL	19%	1,45 TL	
ORT. FİYAT	2018 MART		2019 MART		2020 MART	
MTS	0,84 TL	30%	1,09 TL	13%	1,23 TL	
TTS	0,89 TL	33%	1,18 TL	11%	1,31 TL	

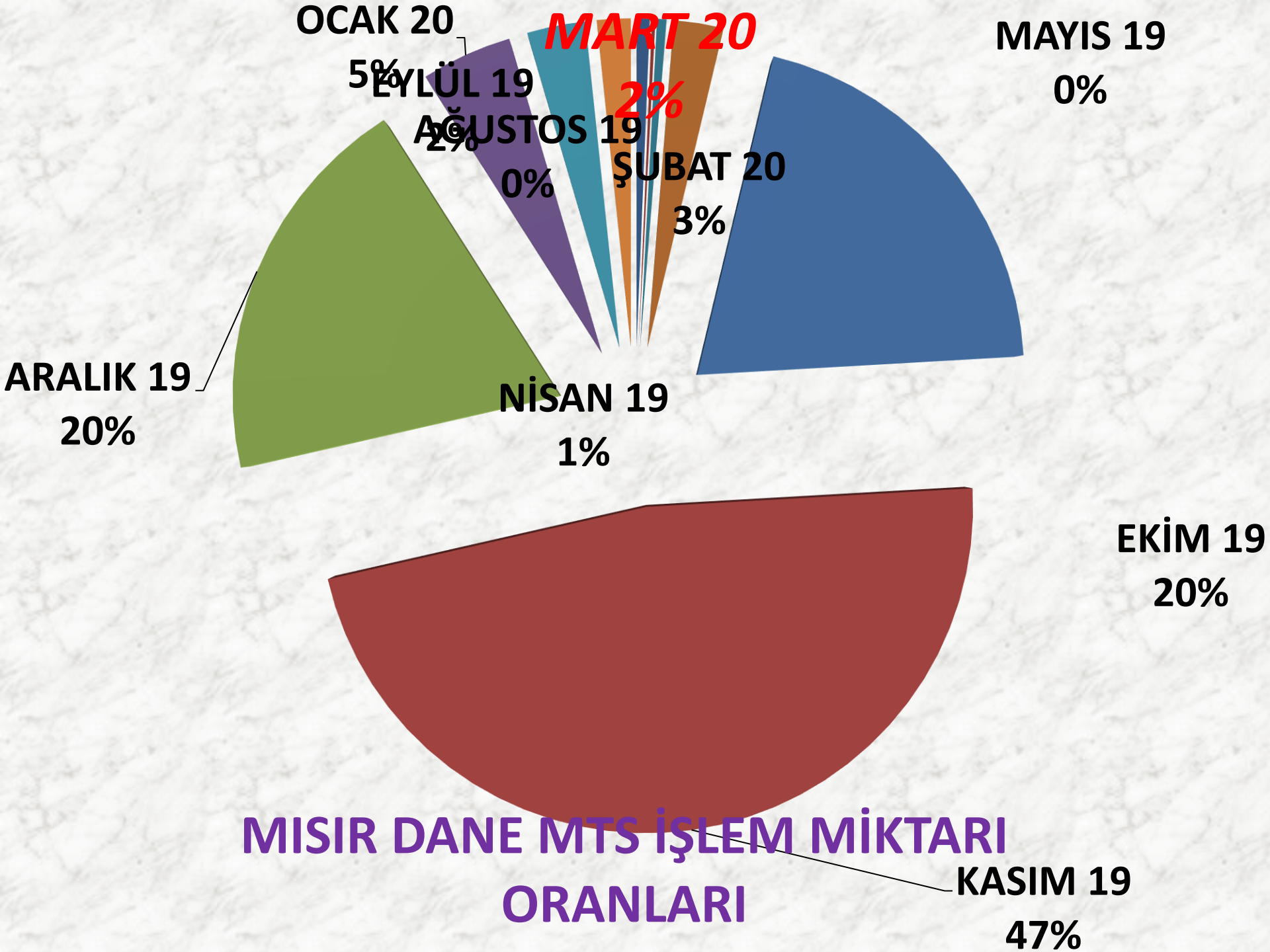


# AYLIK MISIR DANE FİYAT TRENDİ (TL)



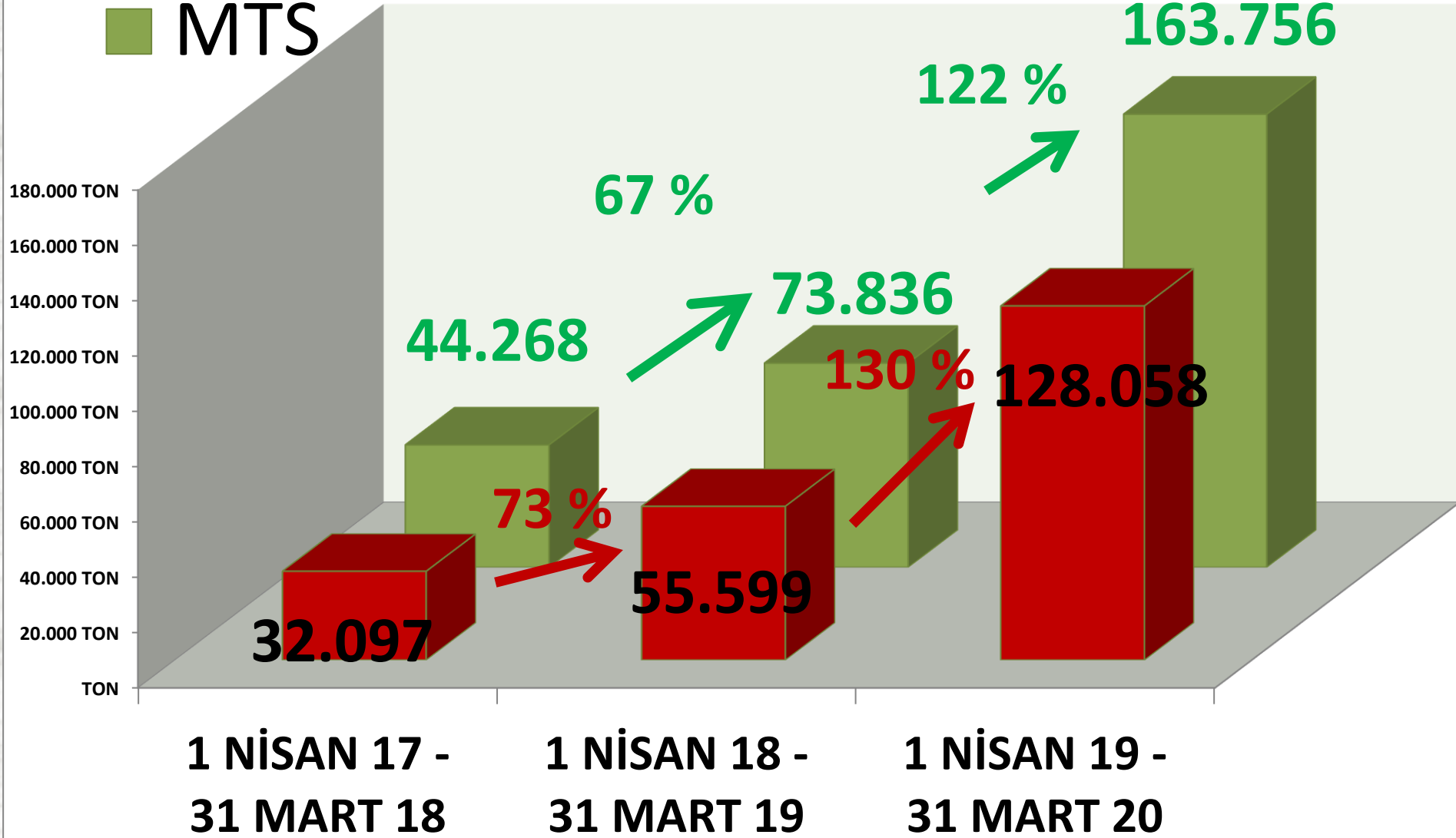
# AYLIK MISIR DANE İŞLEM MİKTARI (TON)



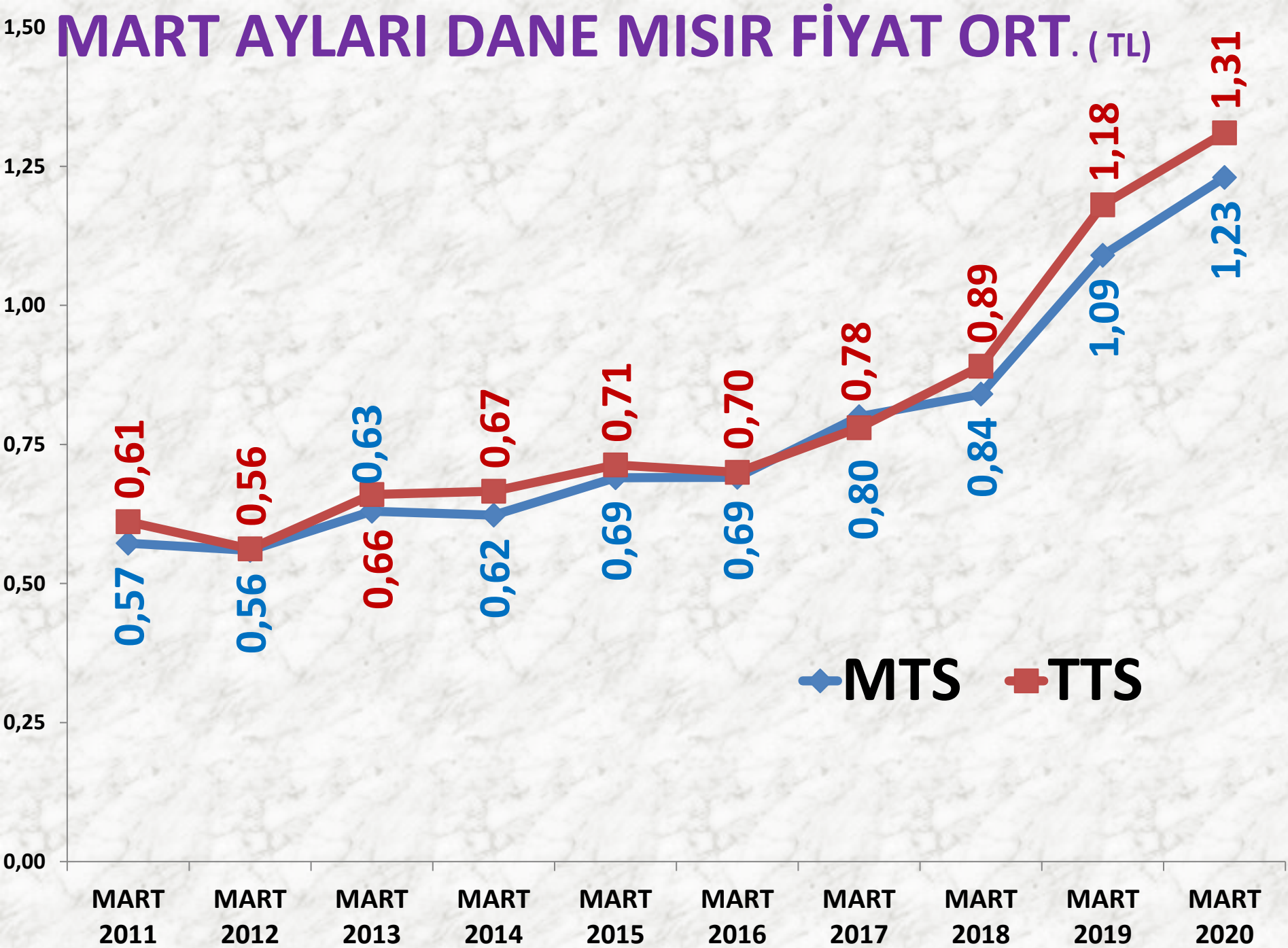


# TTS YILLIK MISIR DANE İŞLEM MİKTARI (TON)

■ TTS  
■ MTS



# MART AYLARI DANE MISIR FİYAT ORT. (TL)



# NOHUT

<b>İŞLEM HACMİ (TON)</b>	<b>2018 MART</b>	<b>2019 MART</b>		<b>2020 MART</b>	
<b>MTS</b>	<b>552 TON</b>	<b>-17%</b>	<b>460 TON</b>	<b>-30%</b>	<b>322 TON</b>
<b>TTS</b>	<b>474 TON</b>	<b>-9%</b>	<b>429 TON</b>	<b>83%</b>	<b>786 TON</b>

<b>EN AZ FİYAT</b>	<b>2018 MART</b>	<b>2019 MART</b>		<b>2020 MART</b>	
<b>MTS</b>	<b>5,63 TL</b>	<b>-56%</b>	<b>2,50 TL</b>	<b>20%</b>	<b>3,00 TL</b>
<b>TTS</b>	<b>4,90 TL</b>	<b>-69%</b>	<b>1,50 TL</b>	<b>127%</b>	<b>3,40 TL</b>

<b>EN ÇOK FİYAT</b>	<b>2018 MART</b>	<b>2019 MART</b>		<b>2020 MART</b>	
<b>MTS</b>	<b>11,68 TL</b>	<b>-27%</b>	<b>8,50 TL</b>	<b>18%</b>	<b>10,00 TL</b>
<b>TTS</b>	<b>10,60 TL</b>	<b>-49%</b>	<b>5,45 TL</b>	<b>38%</b>	<b>7,50 TL</b>

<b>ORT. FİYAT</b>	<b>2018 MART</b>	<b>2019 MART</b>		<b>2020 MART</b>	
<b>MTS</b>	<b>8,95 TL</b>	<b>-43%</b>	<b>5,14 TL</b>	<b>13%</b>	<b>5,78 TL</b>
<b>TTS</b>	<b>6,45 TL</b>	<b>-50%</b>	<b>3,23 TL</b>	<b>28%</b>	<b>4,13 TL</b>

# NOHUT NATUREL

<b>İŞLEM HACMİ (TON)</b>	<b>2018 MART</b>	<b>2019 MART</b>		<b>2020 MART</b>	
<b>MTS</b>	<b>109 TON</b>	<b>168%</b>	<b>292 TON</b>	<b>-63%</b>	<b>109 TON</b>
<b>TTS</b>	<b>347 TON</b>	<b>-42%</b>	<b>202 TON</b>	<b>177%</b>	<b>558 TON</b>

<b>EN AZ FİYAT</b>	<b>2018 MART</b>	<b>2019 MART</b>		<b>2020 MART</b>	
<b>MTS</b>	<b>5,63 TL</b>	<b>-56%</b>	<b>2,50 TL</b>	<b>20%</b>	<b>3,00 TL</b>
<b>TTS</b>	<b>4,90 TL</b>	<b>-46%</b>	<b>2,65 TL</b>	<b>28%</b>	<b>3,40 TL</b>

<b>EN ÇOK FİYAT</b>	<b>2018 MART</b>	<b>2019 MART</b>		<b>2020 MART</b>	
<b>MTS</b>	<b>7,01 TL</b>	<b>-29%</b>	<b>5,00 TL</b>	<b>-24%</b>	<b>3,80 TL</b>
<b>TTS</b>	<b>7,30 TL</b>	<b>-32%</b>	<b>5,00 TL</b>	<b>0%</b>	<b>5,00 TL</b>

<b>ORT. FİYAT</b>	<b>2018 MART</b>	<b>2019 MART</b>		<b>2020 MART</b>	
<b>MTS</b>	<b>6,83 TL</b>	<b>-41%</b>	<b>4,03 TL</b>	<b>-19%</b>	<b>3,28 TL</b>
<b>TTS</b>	<b>6,21 TL</b>	<b>-39%</b>	<b>3,82 TL</b>	<b>8%</b>	<b>4,13 TL</b>

# NOHUT - ELENMİŞ

<b>İŞLEM HACMİ (TON)</b>	<b>2018 MART</b>	<b>2019 MART</b>		<b>2020 MART</b>	
<i>MTS</i>	<b>418 TON</b>	<b>-60%</b>	<b>168 TON</b>	<b>26%</b>	<b>212 TON</b>
<i>TTS</i>	<b>71 TON</b>	<b>-43%</b>	<b>41 TON</b>	<b>171%</b>	<b>110 TON</b>

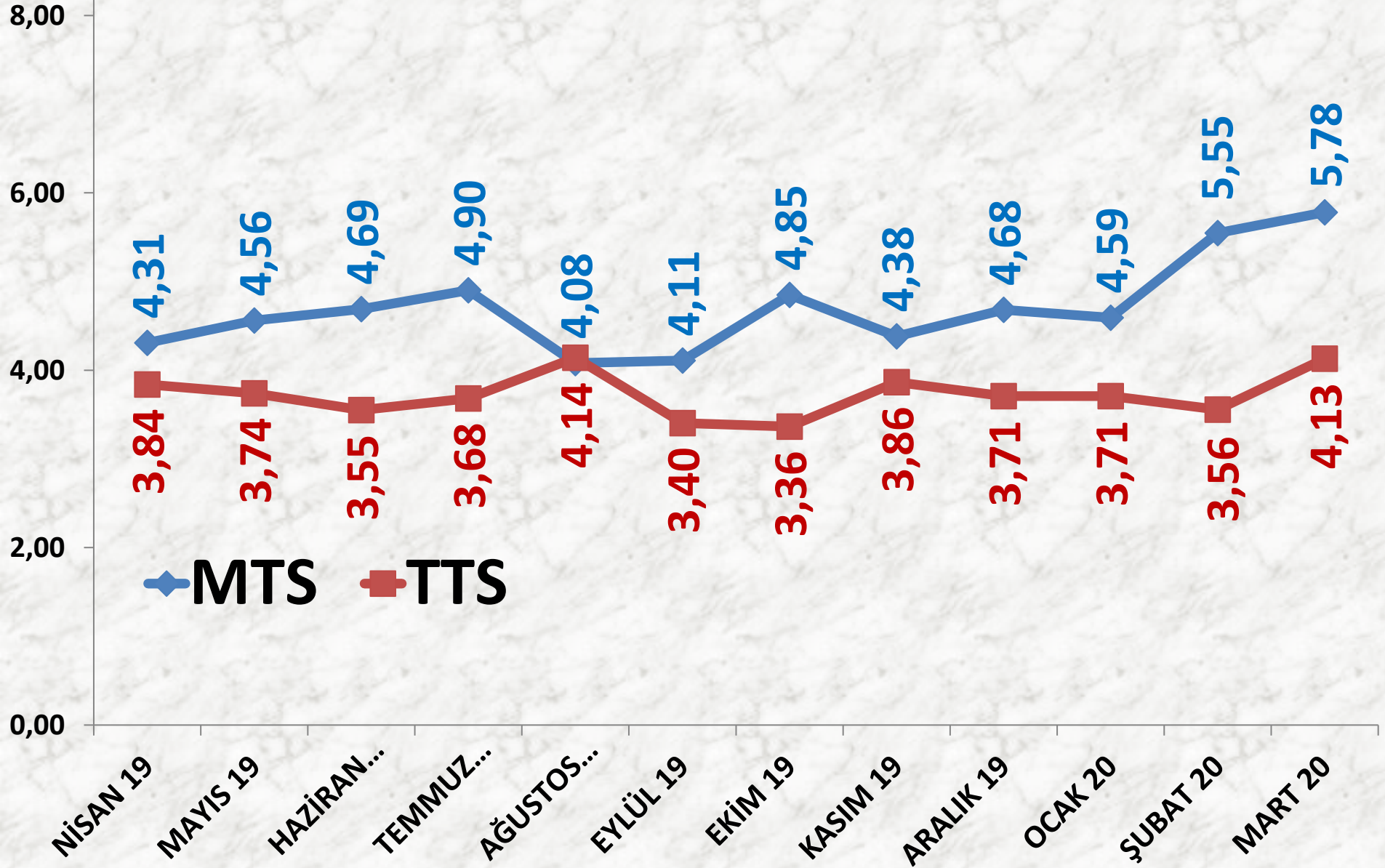
<b>EN AZ FİYAT</b>	<b>2018 MART</b>	<b>2019 MART</b>		<b>2020 MART</b>	
<i>MTS</i>	<b>8,00 TL</b>	<b>-35%</b>	<b>5,20 TL</b>	<b>15%</b>	<b>5,97 TL</b>
<i>TTS</i>	<b>9,80 TL</b>	<b>-47%</b>	<b>5,15 TL</b>	<b>-2%</b>	<b>5,05 TL</b>

<b>EN ÇOK FİYAT</b>	<b>2018 MART</b>	<b>2019 MART</b>		<b>2020 MART</b>	
<i>MTS</i>	<b>11,68 TL</b>	<b>-27%</b>	<b>8,50 TL</b>	<b>18%</b>	<b>10,00 TL</b>
<i>TTS</i>	<b>10,60 TL</b>	<b>-49%</b>	<b>5,45 TL</b>	<b>38%</b>	<b>7,50 TL</b>

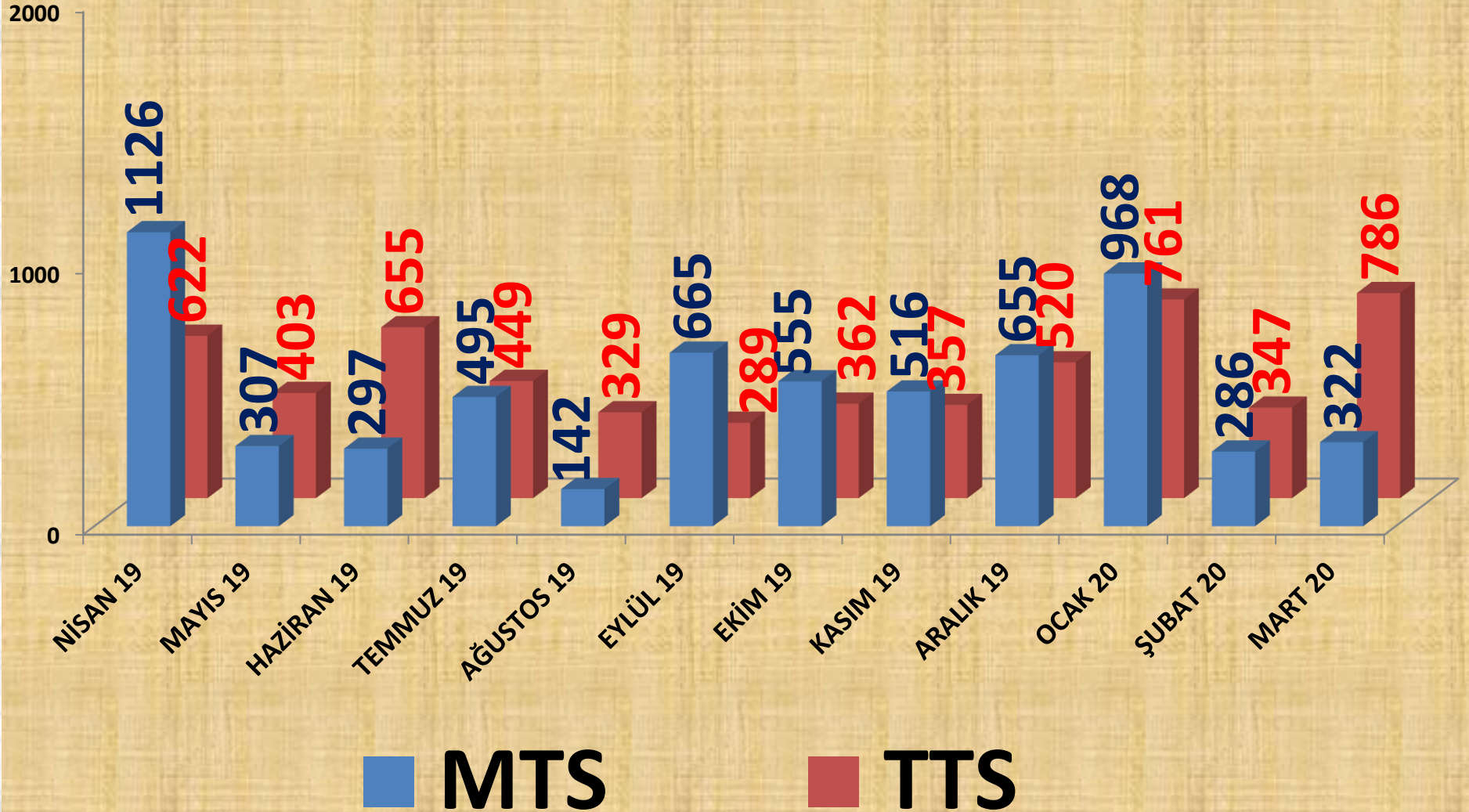
<b>ORT. FİYAT</b>	<b>2018 MART</b>	<b>2019 MART</b>		<b>2020 MART</b>	
<i>MTS</i>	<b>9,91 TL</b>	<b>-29%</b>	<b>7,07 TL</b>	<b>0%</b>	<b>7,06 TL</b>
<i>TTS</i>	<b>10,30 TL</b>	<b>-48%</b>	<b>5,31 TL</b>	<b>12%</b>	<b>5,96 TL</b>

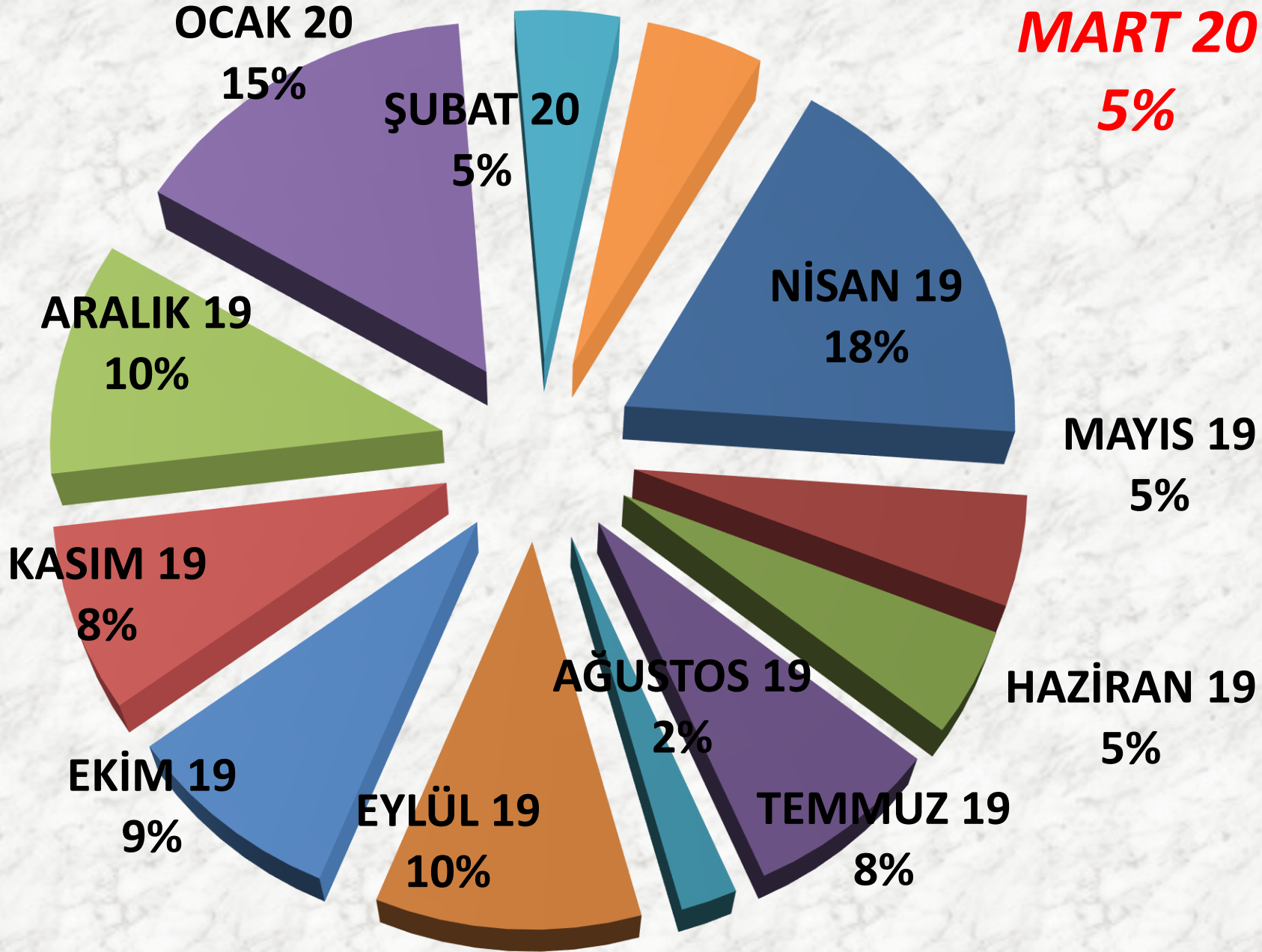


# AYLIK NOHUT FİYAT TRENDİ (TL)



# AYLIK NOHUT İŞLEM MİKTARI (TON)



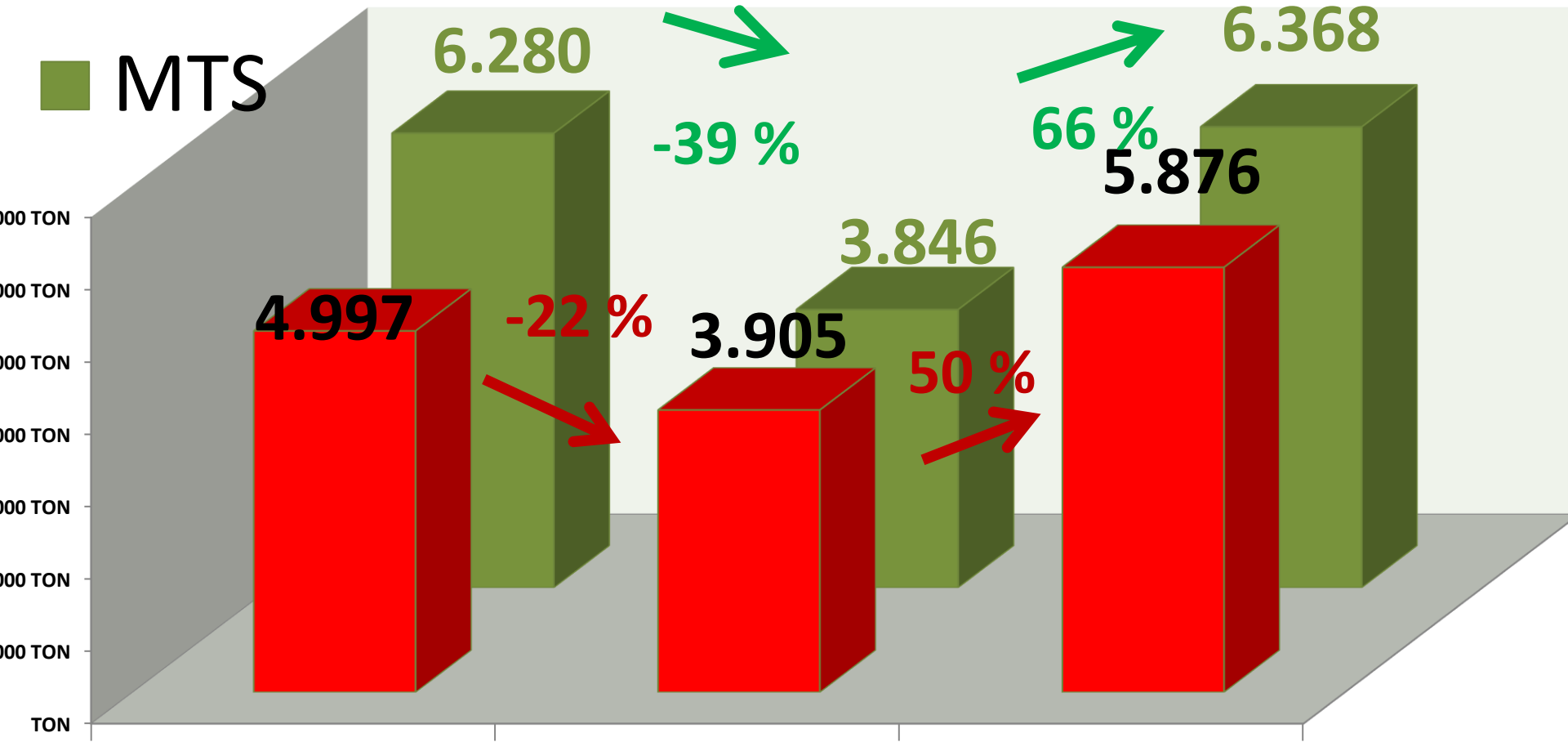


**AYLIK NOHUT MTS İŞLEM MİKTARI ORANLARI**

# YILLIK TOPLAM NOHUT İŞLEM MİKTARI (TON)

■ TTS

■ MTS

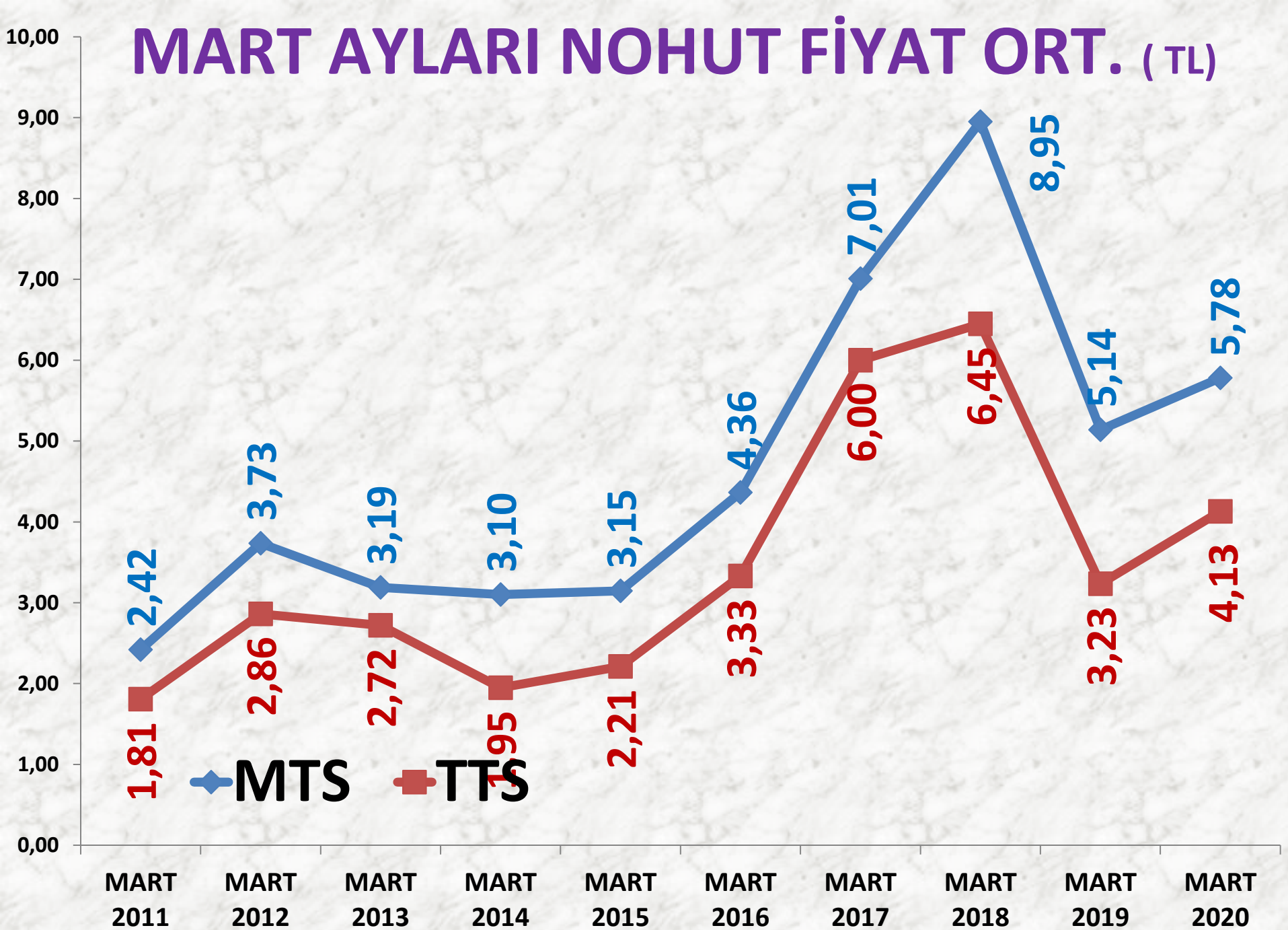


1 NİSAN 17 -  
31 MART 18

1 NİSAN 18 -  
31 MART 19

1 NİSAN 19 -  
31 MART 20

# MART AYLARI NOHUT FİYAT ORT. (TL)



# BEYAZ LEBLEBİ

## LEBLEBİ BEYAZ 8,50 mm

İŞLEM MİKTARI(TON)	2018 MART		2019 MART		2020 MART	
	TTS	10 TON	355%	46 TON	-59%	19 TON

## LEBLEBİ BEYAZ 9 mm

İŞLEM MİKTARI (TON)	2018 MART		2019 MART		2020 MART	
	TTS	111 TON	-11%	99 TON	-14%	85 TON

# BEYAZ LEBLEBİ

## LEBLEBİ BEYAZ 9+ 9,50 mm

<b>İŞLEM MİKTARI (TON)</b>	<b>2018 MART</b>	<b>2019 MART</b>		<b>2020 MART</b>	
<b>TTS</b>	<b>58 TON</b>	<b>19%</b>	<b>69 TON</b>	<b>105%</b>	<b>141 TON</b>

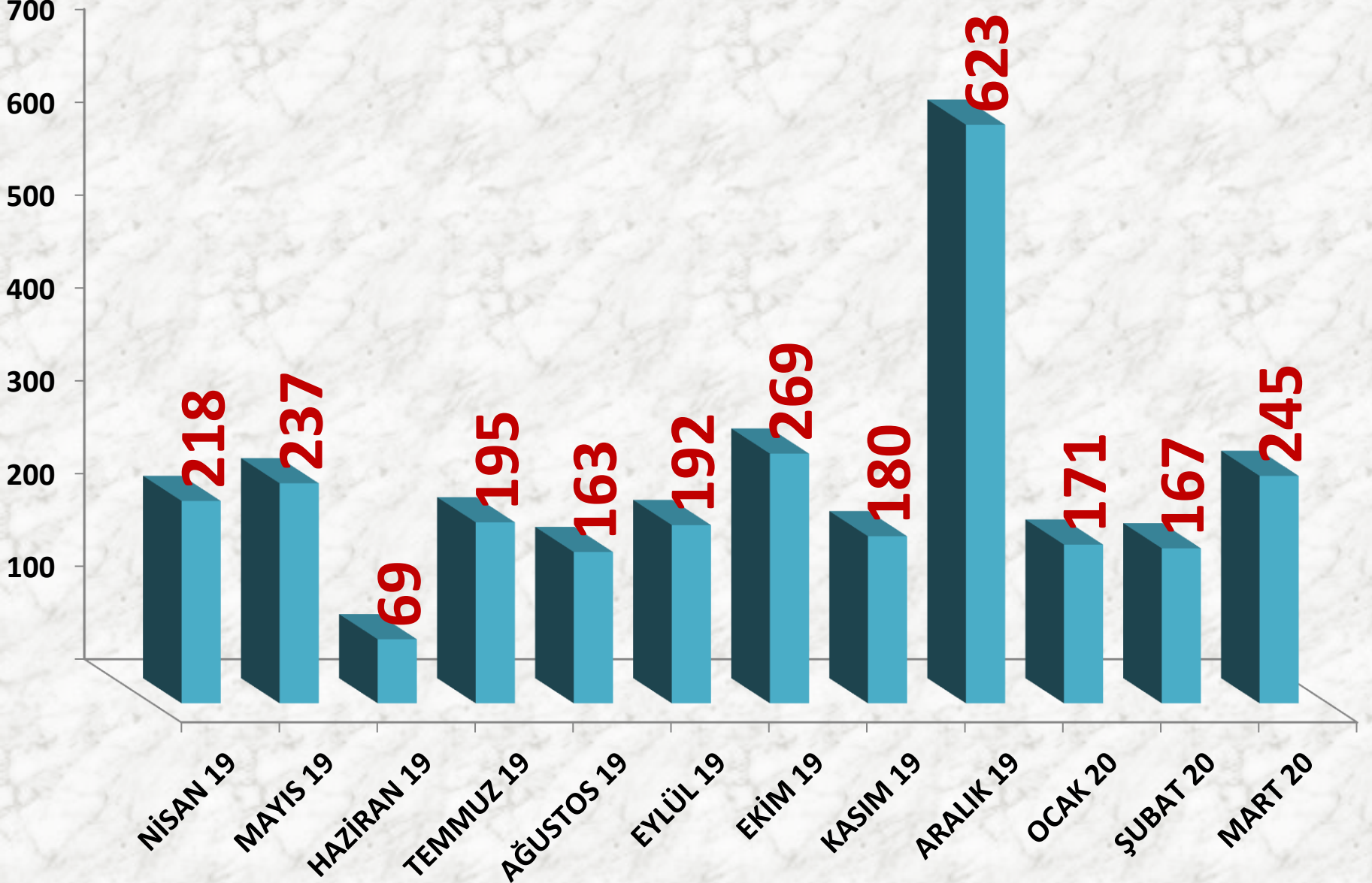
## LEBLEBİ BEYAZ Elenti

<b>İŞLEM MİKTARI (TON)</b>	<b>2018 MART</b>	<b>2019 MART</b>		<b>2020 MART</b>	
<b>TTS</b>	<b>55 TON</b>	<b>-</b>	<b>-</b>	<b>-</b>	<b>-</b>

## LEBLEBİ BEYAZ TOPLAM

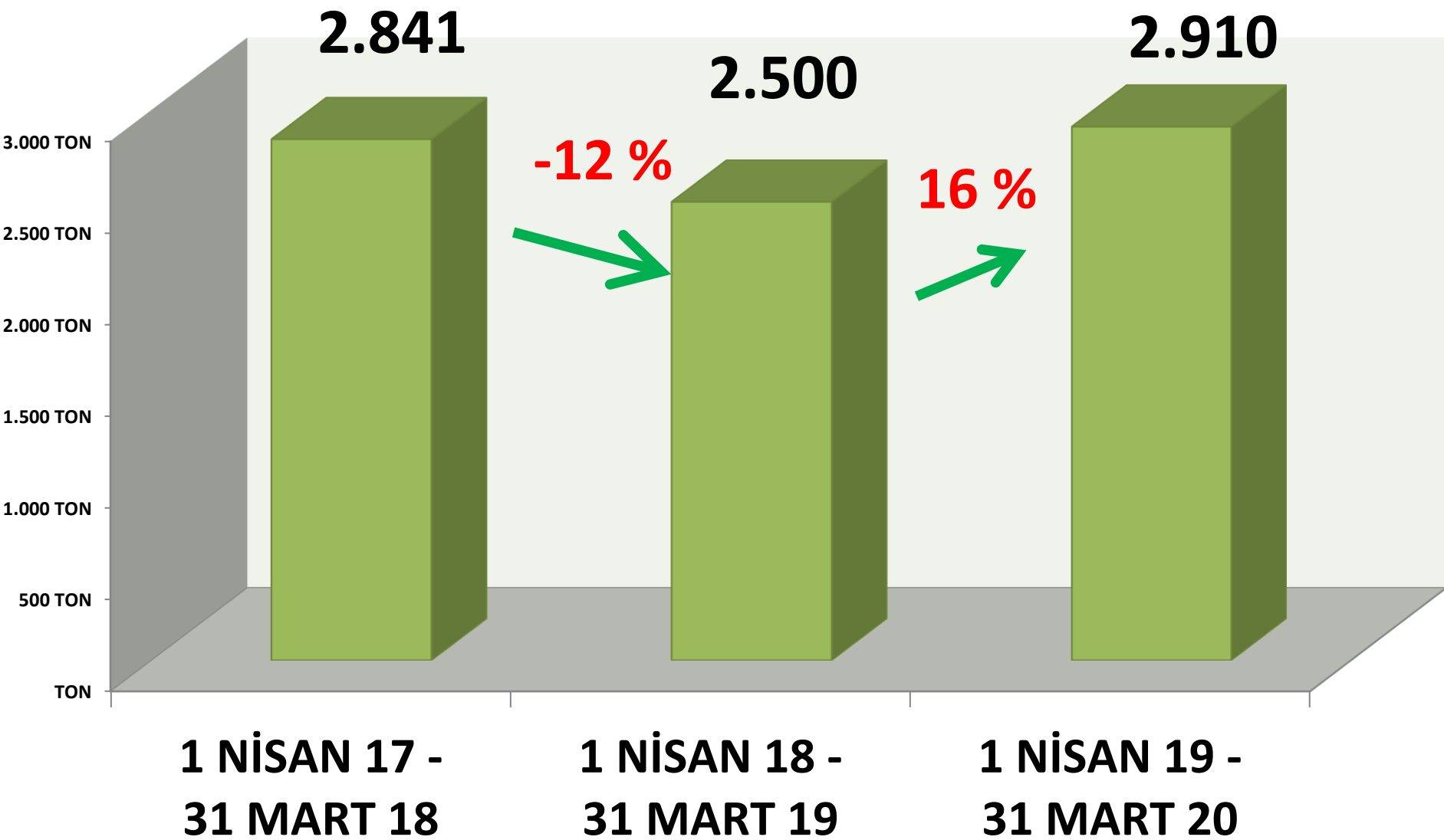
<b><u>İŞLEM MİKTARI</u> <u>(TON)</u></b>	<b><u>2018 MART</u></b>	<b><u>2019 MART</u></b>		<b><u>2020 MART</u></b>	
<b><u>TTS</u></b>	<b><u>234 TON</u></b>	<b>-9%</b>	<b><u>214 TON</u></b>	<b>15%</b>	<b><u>245 TON</u></b>

# Leblebi Beyaz İşlem Miktarı (Ton)





# YILLIK TOPLAM BEYAZ LEBLEBİ İŞLEM MİKTARI (TON)



## LEBLEBİ BEYAZ 8,50 mm FİYATLARI

	2018 MART	2019 MART		2020 MART	
EN AZ	8,30 TL	-40%	5,00 TL	44%	7,20 TL
EN ÇOK	9,80 TL	-18%	8,00 TL	0%	8,00 TL
ORTALAMA	9,08 TL	-33%	6,09 TL	22%	7,46 TL

## LEBLEBİ BEYAZ 9 mm FİYATLARI

	2018 MART	2019 MART		2020 MART	
EN AZ	12,00 TL	0%	12,00 TL	-8%	11,00 TL
EN ÇOK	20,00 TL	0%	20,00 TL	-20%	16,00 TL
ORTALAMA	13,71 TL	-1%	13,52 TL	-13%	11,73 TL

## LEBLEBİ BEYAZ 9+ 9,50 mm FİYATLARI

	2018 MART	2019 MART		2020 MART	
EN AZ	10,00 TL	-20%	8,00 TL	0%	8,00 TL
EN ÇOK	11,01 TL	0%	11,00 TL	0%	11,00 TL
ORTALAMA	10,59 TL	-11%	9,40 TL	-7%	8,78 TL

## LEBLEBİ BEYAZ ELENTİ FİYATLARI

	2018 MART	2019 MART		2020 MART	
ORTALAMA	2,95 TL	67%	4,92 TL	-	-

# SARI LEBLEBİ

## LEBLEBİ SARI 9 mm

İŞLEM MİKTARI (TON)	2018 MART	2019 MART		2020 MART	
TTS	480 TON	22%	585 TON	-18%	481 TON

## LEBLEBİ SARI 9,50 mm

İŞLEM MİKTARI (TON)	2018 MART	2019 MART		2020 MART	
TTS	304 TON	61%	488 TON	57%	765 TON

## LEBLEBİ SARI 9,75 mm

İŞLEM MİKTARI (TON)	2018 MART	2019 MART		2020 MART	
TTS	251 TON	-68%	81 TON	139%	193 TON

## LEBLEBİ SARI 10 mm

İŞLEM MİKTARI (TON)	2018 MART	2019 MART		2020 MART	
TTS	486 TON	149%	214 TON	-8%	196 TON

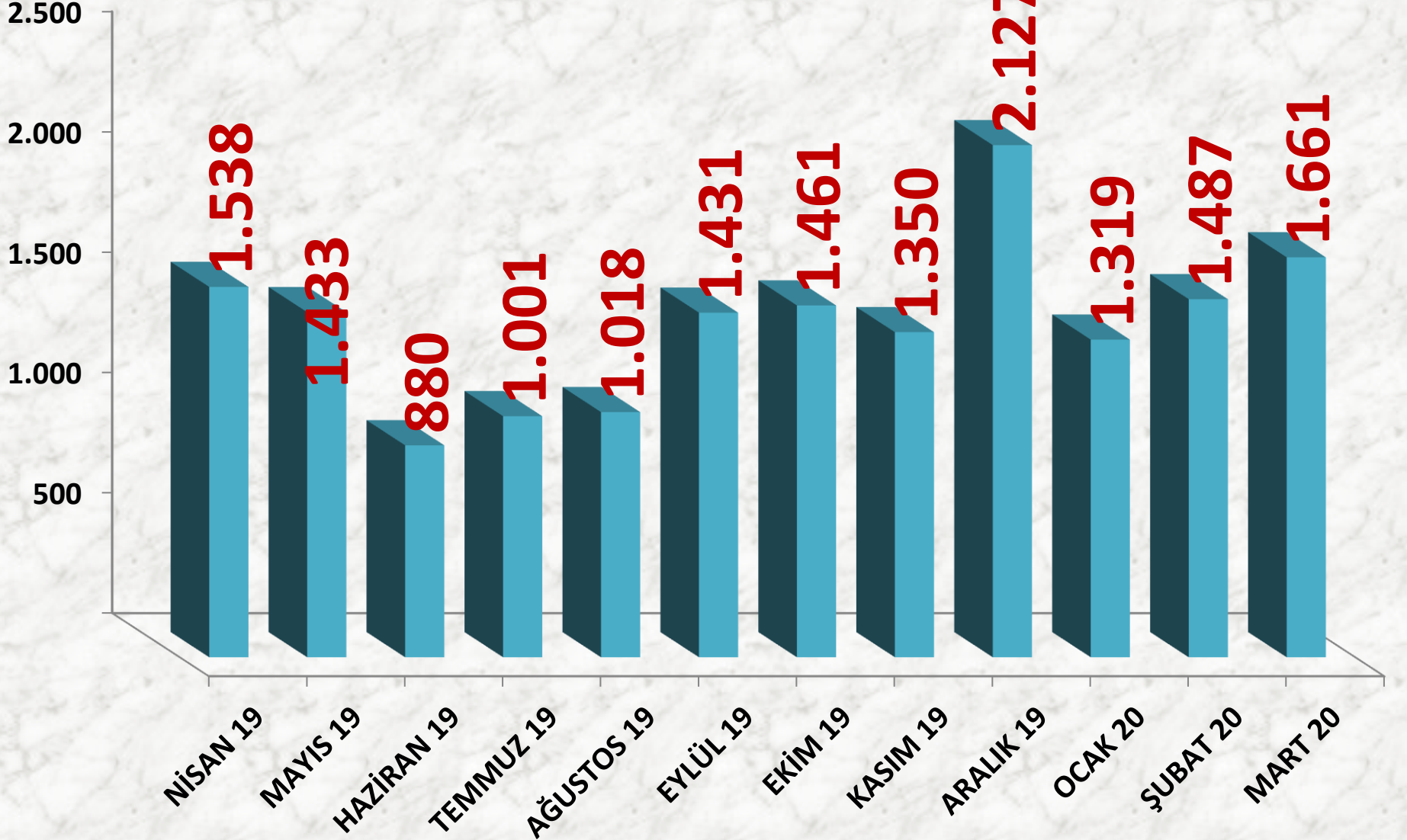
## LEBLEBİ SARI Kalburaltı

İŞLEM MİKTARI (TON)	2018 MART	2019 MART		2020 MART	
TTS	19 TON	-97%	13 TON	96%	26 TON

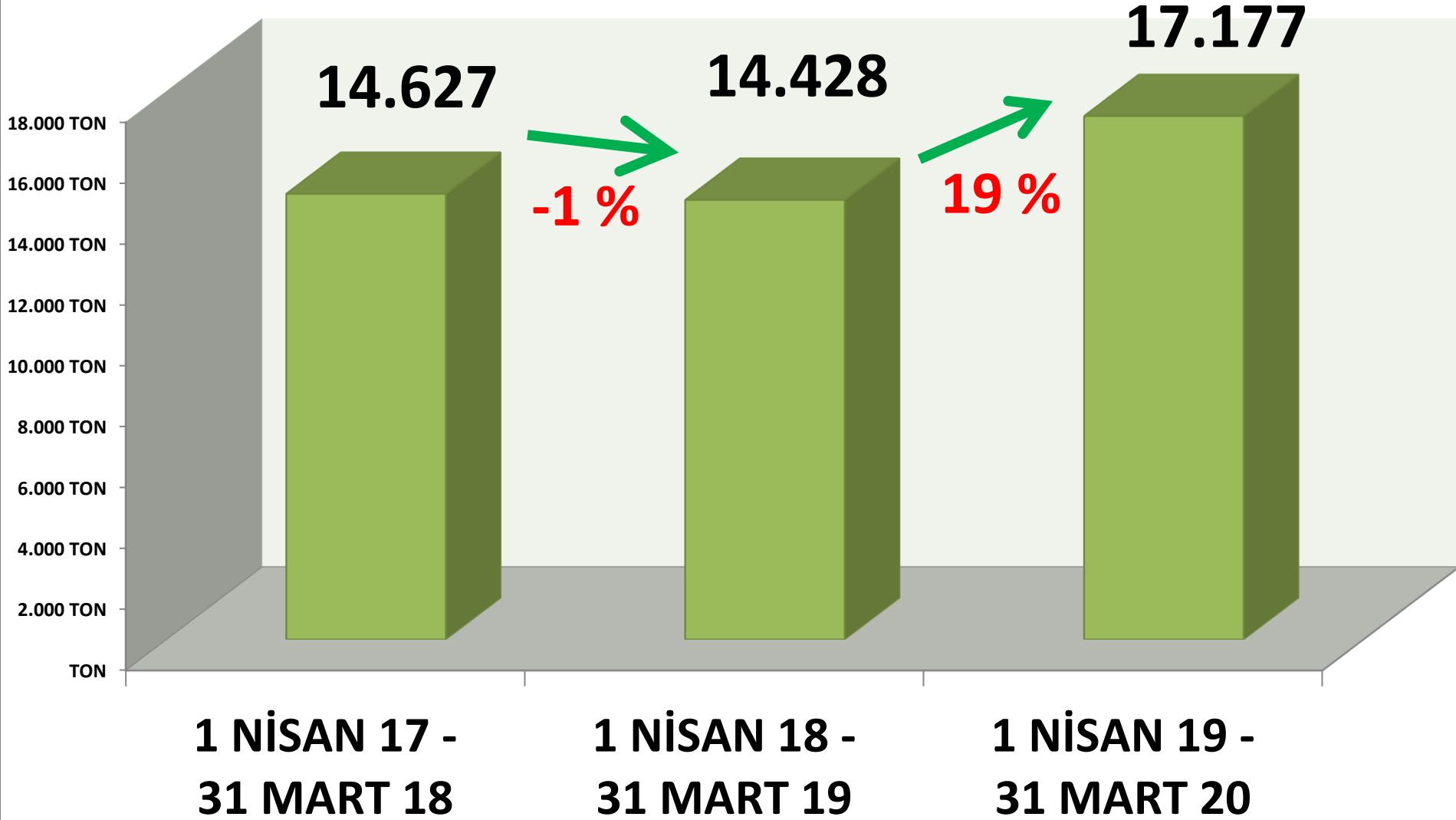
## LEBLEBİ SARI TOPLAM

İŞLEM MİKTARI (TON)	<u>2018 MART</u>	<u>2019 MART</u>		<u>2020 MART</u>	
<u>TTS</u>	<u>1.540 TON</u>	-10%	<u>1.381 TON</u>	20%	<u>1.661 TON</u>

# Leblebi Sarı İşlem Miktarı (Ton)



# YILLIK TOPLAM SARI LEBLEBİ İŞLEM MİKTARI (TON)



## LEBLEBİ SARI 9 mm FİYATLARI

	2018 MART	2019 MART		2020 MART	
EN AZ	10,00 TL	-50%	5,00 TL	6%	5,30 TL
EN ÇOK	11,00 TL	-27%	8,00 TL	0%	8,00 TL
ORTALAMA	10,65 TL	-35%	6,88 TL	2%	7,00 TL

## LEBLEBİ SARI 9,50 mm FİYATLARI

	2018 MART	2019 MART		2020 MART	
EN AZ	11,05 TL	-28%	8,00 TL	0%	8,00 TL
EN ÇOK	13,00 TL	-23%	10,00 TL	0%	10,00 TL
ORTALAMA	11,94 TL	-25%	8,96 TL	-2%	8,78 TL

## LEBLEBİ SARI 9,75 mm FİYATLARI

	2018 MART	2019 MART		2020 MART	
EN AZ	13,25 TL	-25%	10,00 TL	1%	10,10 TL
EN ÇOK	15,00 TL	-27%	11,00 TL	0%	11,00 TL
ORTALAMA	14,13 TL	-28%	10,24 TL	3%	10,52 TL



## LEBLEBİ SARI 10 mm FİYATLARI

	2018 MART	2019 MART		2020 MART	
EN AZ	15,15 TL	-27%	11,00 TL	0%	11,00 TL
EN ÇOK	17,75 TL	-15%	15,00 TL	-7%	14,00 TL
ORTALAMA	16,65 TL	-21%	13,20 TL	-4%	12,61 TL

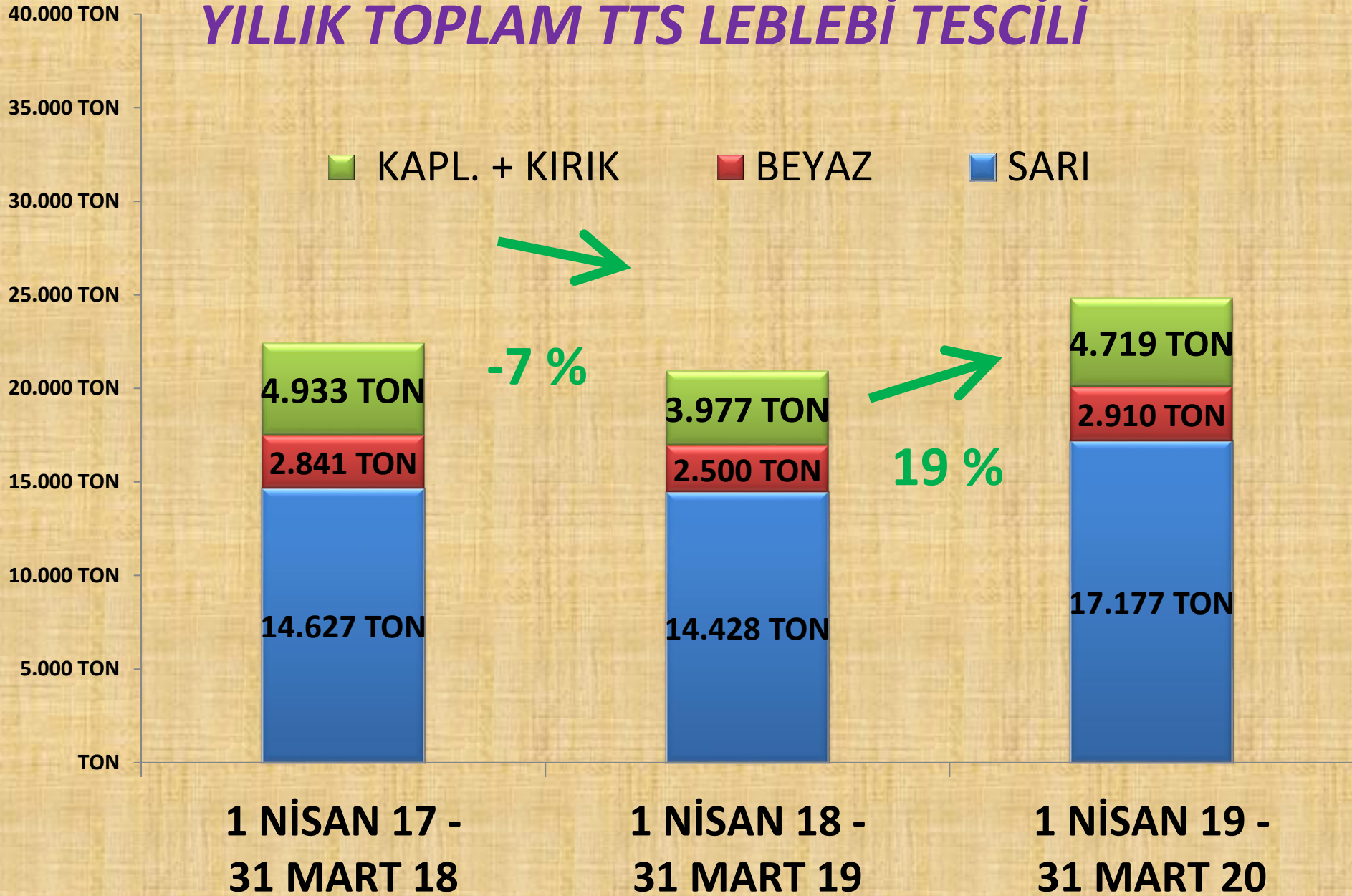
## LEBLEBİ SARI Kalburaltı FİYATLARI

	2018 MART	2019 MART		2020 MART	
ORTALAMA	8,46 TL	-53%	3,95 TL	-23%	3,04 TL

# YILLIK YURTIÇI TOPLAM LEBLEBİ İŞLEM MİKTARI

<b>MİKTAR</b>	<b>1 NİSAN 2017 31 MART 2018</b>	<b>1 NİSAN 2018 31 MART 2019</b>	<b>1 NİSAN 2019 31 MART 2020</b>		
<b>SARI</b>	<b>14.627 TON</b>	<b>-1%</b>	<b>14.428 TON</b>	<b>19%</b>	<b>17.177 TON</b>
<b>BEYAZ</b>	<b>2.841 TON</b>	<b>-12%</b>	<b>2.500 TON</b>	<b>16%</b>	<b>2.910 TON</b>
<b>KAPL.+KIRIK</b>	<b>4.933 TON</b>	<b>-19%</b>	<b>3.977 TON</b>	<b>19%</b>	<b>4.719 TON</b>
<b><u>LEBLEBİ TOPLAM</u></b>	<b>22.401 TON</b>	<b>-7%</b>	<b>20.905 TON</b>	<b>19%</b>	<b>24.805 TON</b>

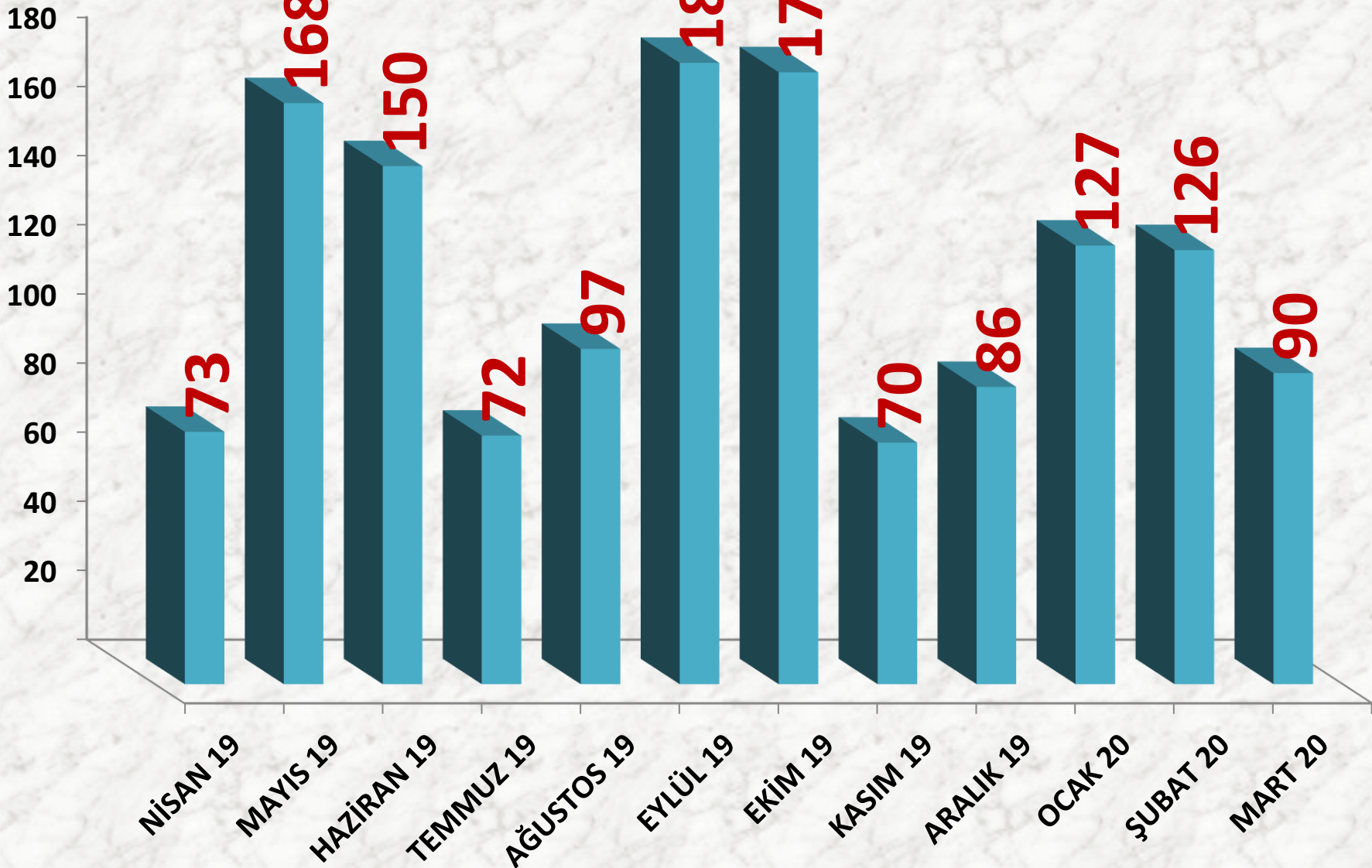
# YILLIK TOPLAM TTS LEBLEBİ TESCİLİ

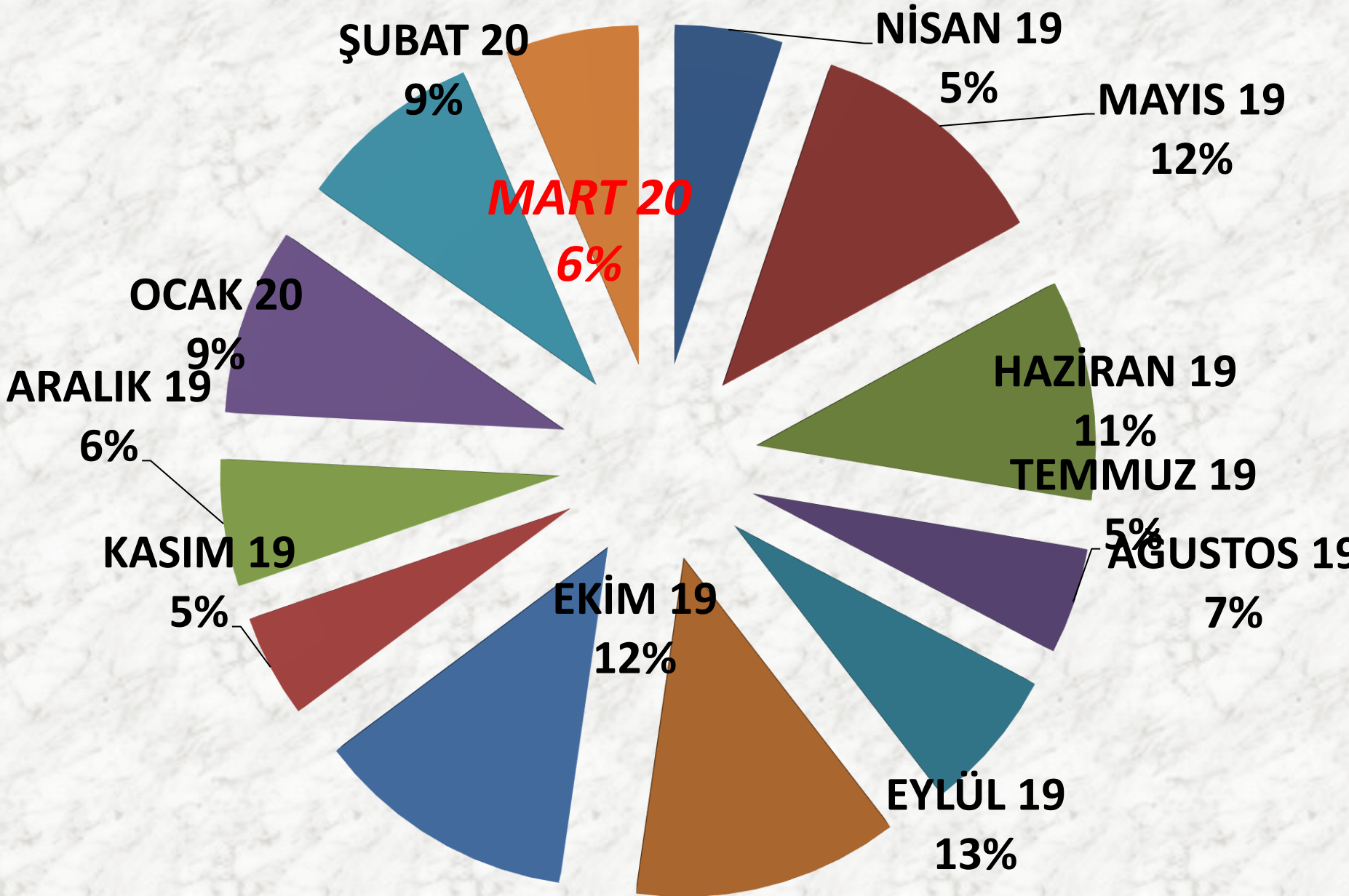


# LEBLEBİ İHRACAT MİKTARLARI

2018 MART		2019 MART		2020 MART	
SARI LEBLEBİ	146.812 kg.	SARI LEBLEBİ	44.560 kg.	SARI LEBLEBİ	51.620 kg.
BEYAZ LEBLEBİ	78.534 kg.	BEYAZ LEBLEBİ	31.080 kg.	BEYAZ LEBLEBİ	9.460 kg.
KAPLAMALI LEBLEBİ	17.576 kg.	KAPLAMALI LEBLEBİ	24.910 kg.	KAPLAMALI LEBLEBİ	25.564 kg.
KIRIK LEBLEBİ	227.380 kg.	KIRIK LEBLEBİ	1.000 kg.	KIRIK LEBLEBİ	-
LEBLEBİ KALBURALTI	3.640 kg.	LEBLEBİ KALBURALTI	8.410 kg.	LEBLEBİ KALBURALTI	3.800 kg.
LEBLEBİ UNU	1.810 kg.	LEBLEBİ UNU	-	LEBLEBİ UNU	-
<b><u>TOPLAM</u></b>	<b>475.752 kg.</b>	<b><u>TOPLAM</u></b>	<b>109.960 kg.</b>	<b><u>TOPLAM</u></b>	<b>90.444 kg.</b>

# Leblebi ihracat (Ton)

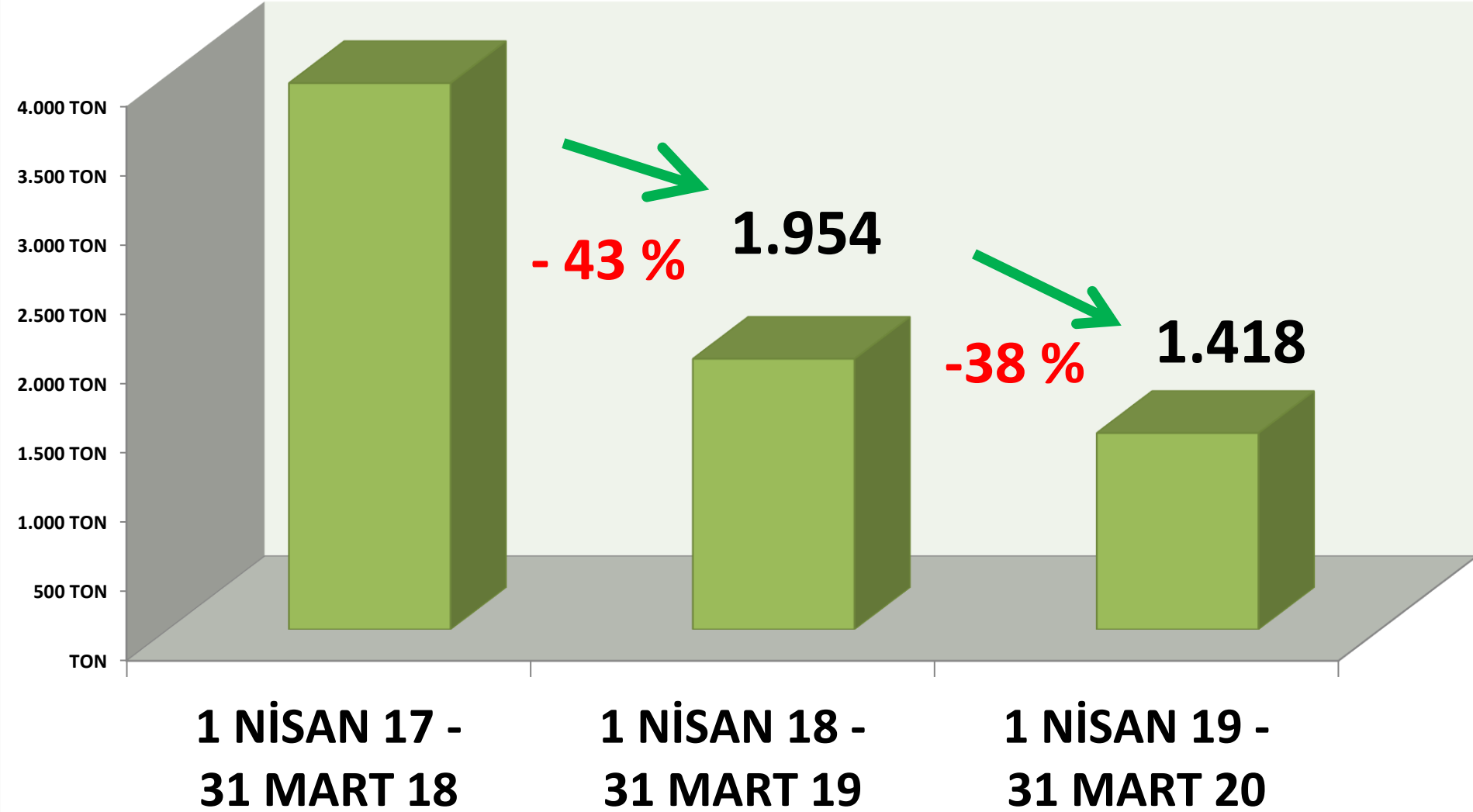




## AYLIK LEBLEBİ İHRACAT MİKTARI ORANLARI

# YILLIK TOPLAM LEBLEBİ İHRACAT MİKTARI (TON)

**3.941**



# AYÇEKİRDEĞİ

İŞLEM MİKTARI (TON)	2018 MART	2019 MART		2020 MART	
MTS	1602 TON	-12%	1417 TON	-82%	255 TON
TTS	2415 TON	-39%	1479 TON	-3%	1440 TON

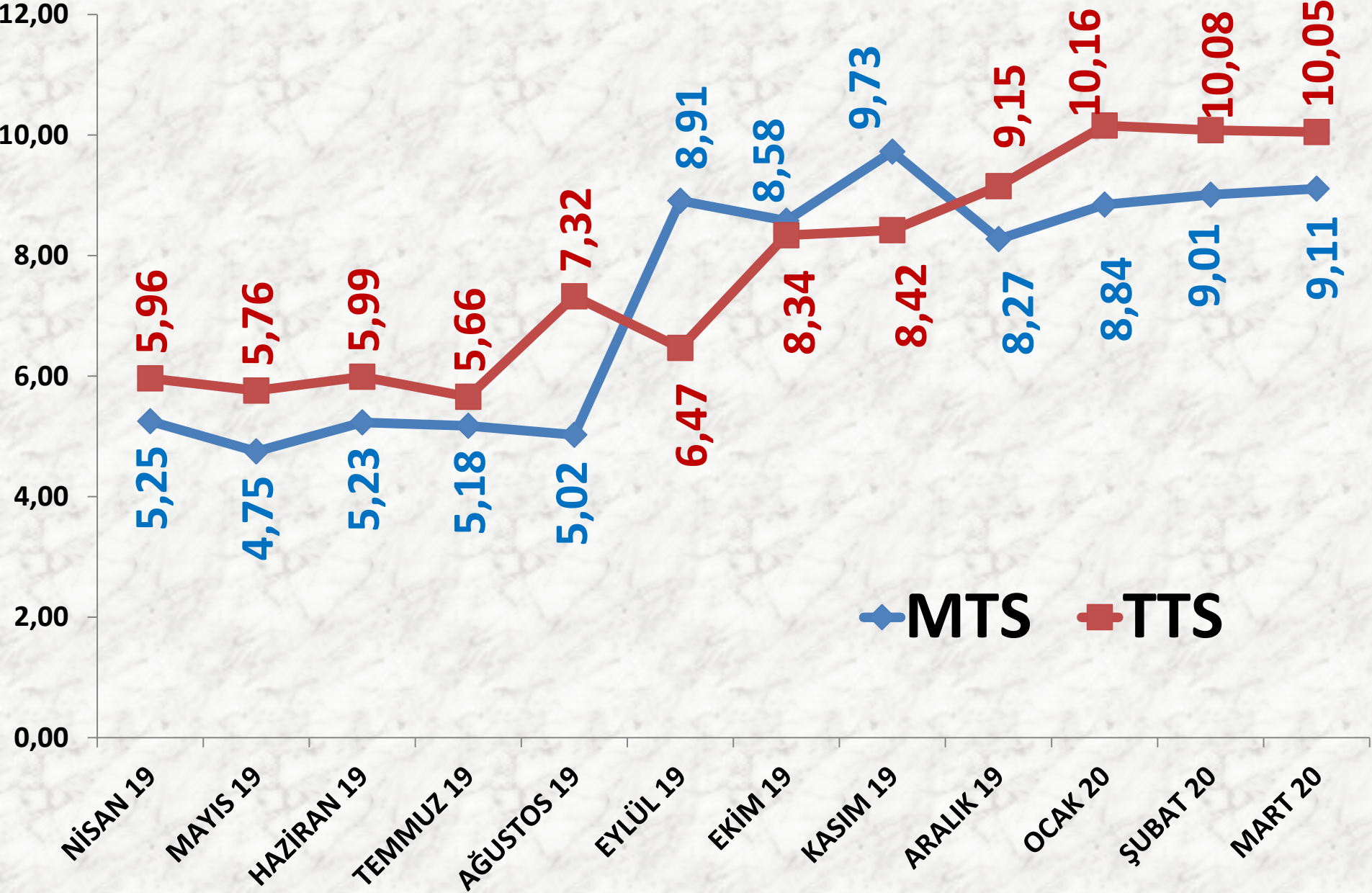
EN AZ FİYAT	2018 MART	2019 MART		2020 MART	
MTS	4,80 TL	-27%	3,50 TL	93%	6,74 TL
TTS	3,20 TL	25%	4,00 TL	56%	6,25 TL

EN ÇOK FİYAT	2018 MART	2019 MART		2020 MART	
MTS	8,00 TL	-25%	6,00 TL	71%	10,23 TL
TTS	7,75 TL	-14%	6,63 TL	110%	13,93 TL

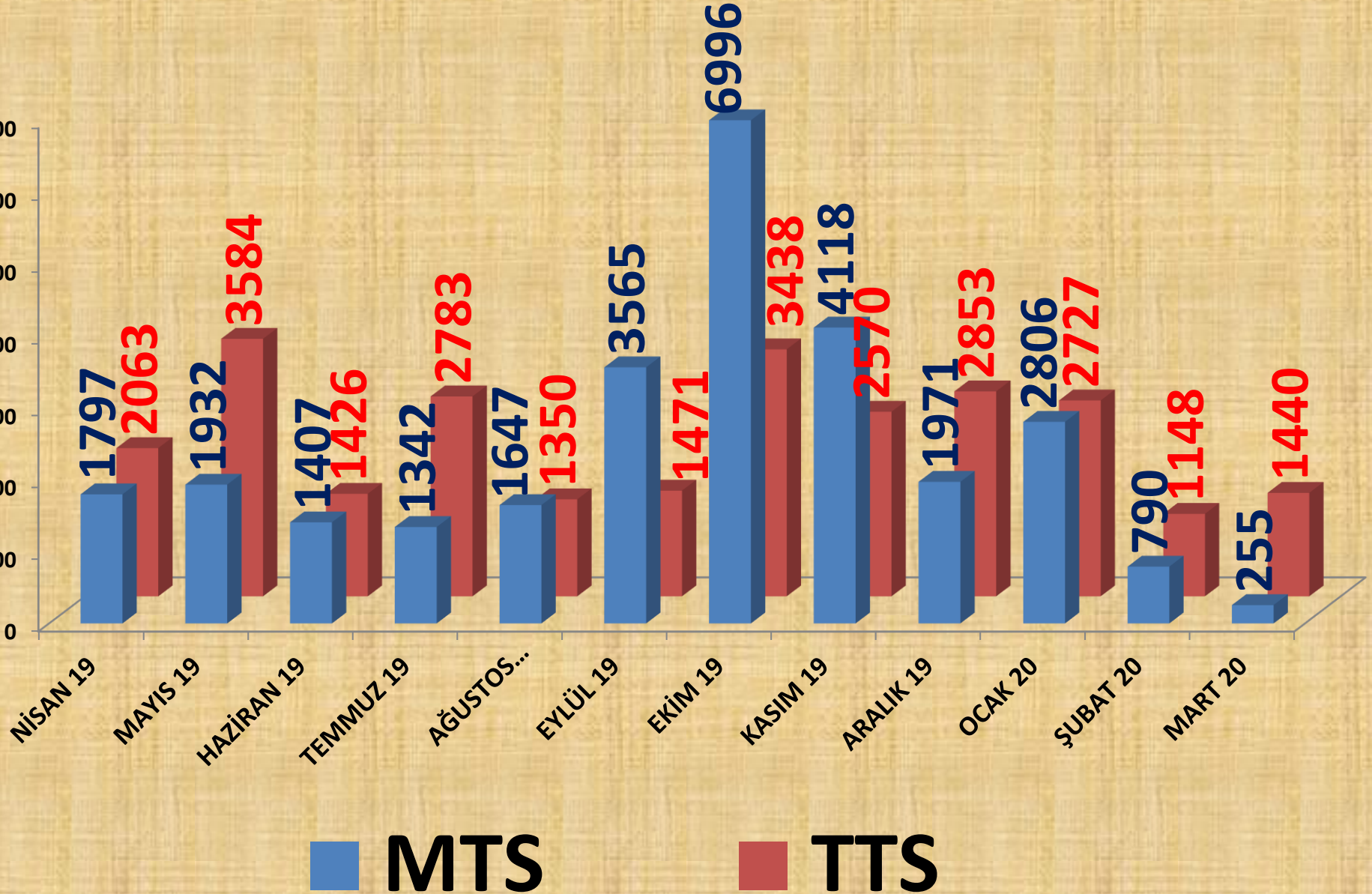
ORT. FİYAT	2018 MART	2019 MART		2020 MART	
MTS	5,61 TL	-13%	4,86 TL	87%	9,11 TL
TTS	6,28 TL	-16%	5,25 TL	91%	10,05 TL

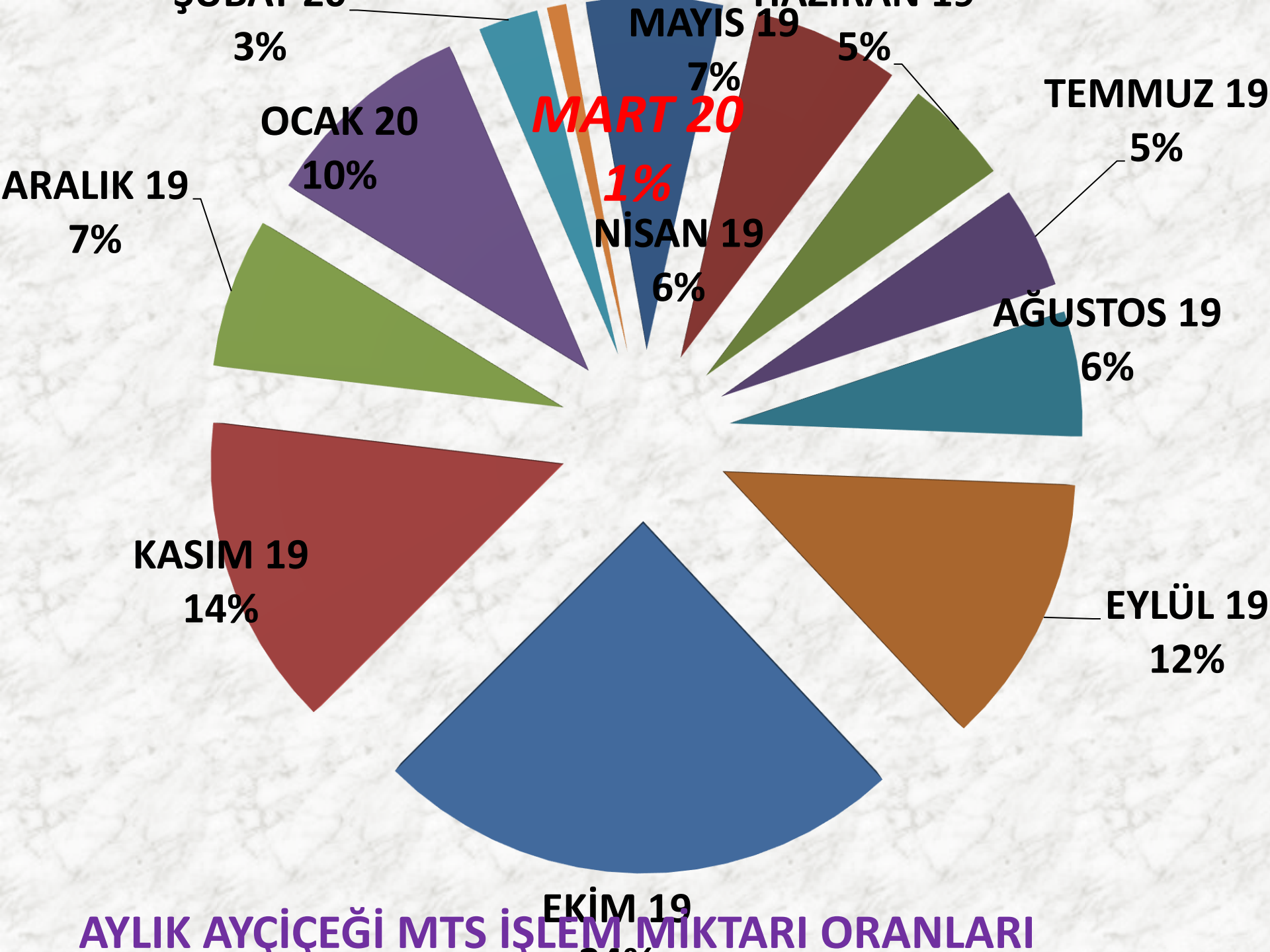


# AYLIK AYÇİÇEĞİ FİYAT TRENDİ (TL)



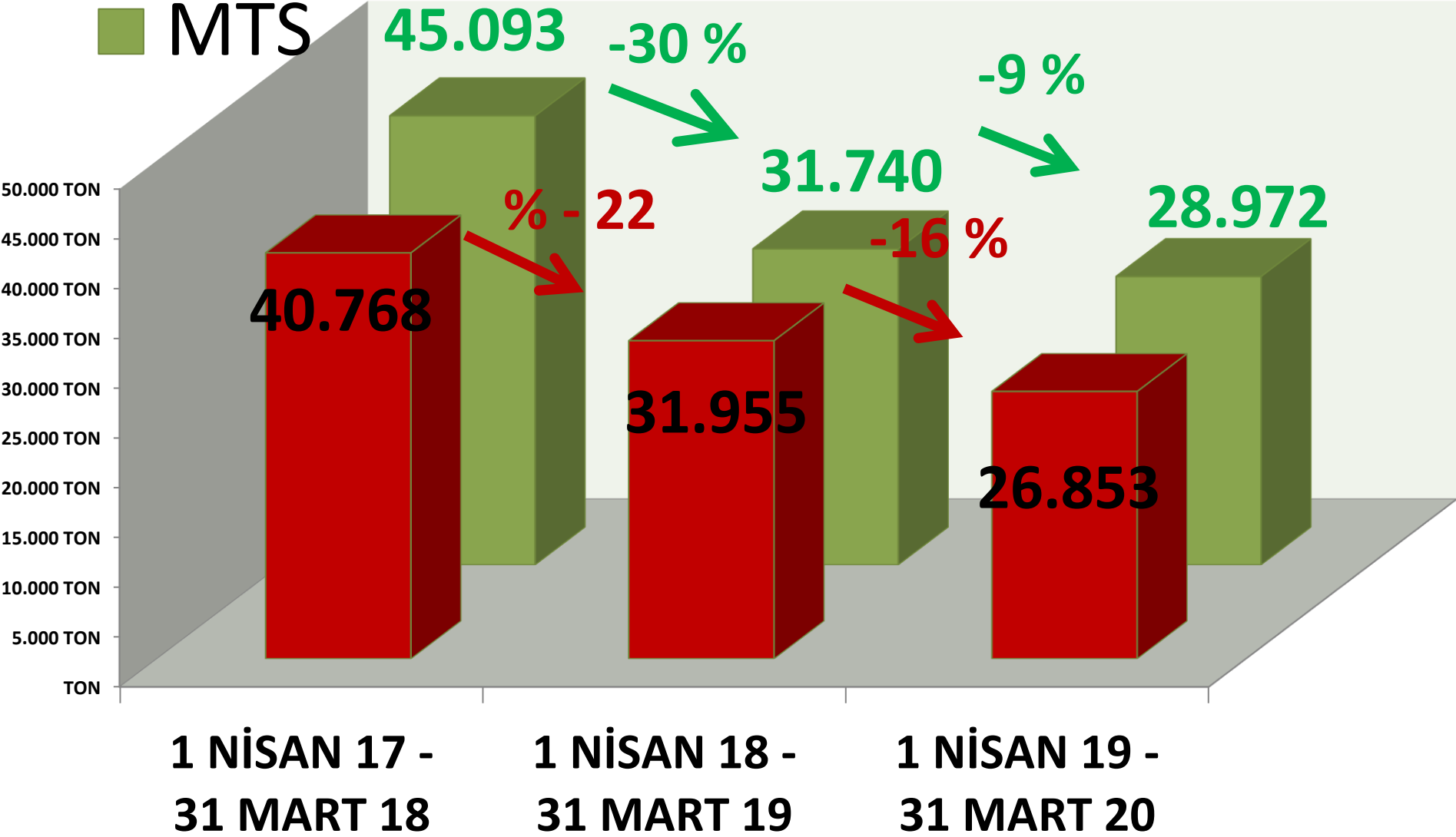
# AYLIK AYÇİÇEĞİ İŞLEM MİKTARI (TON)



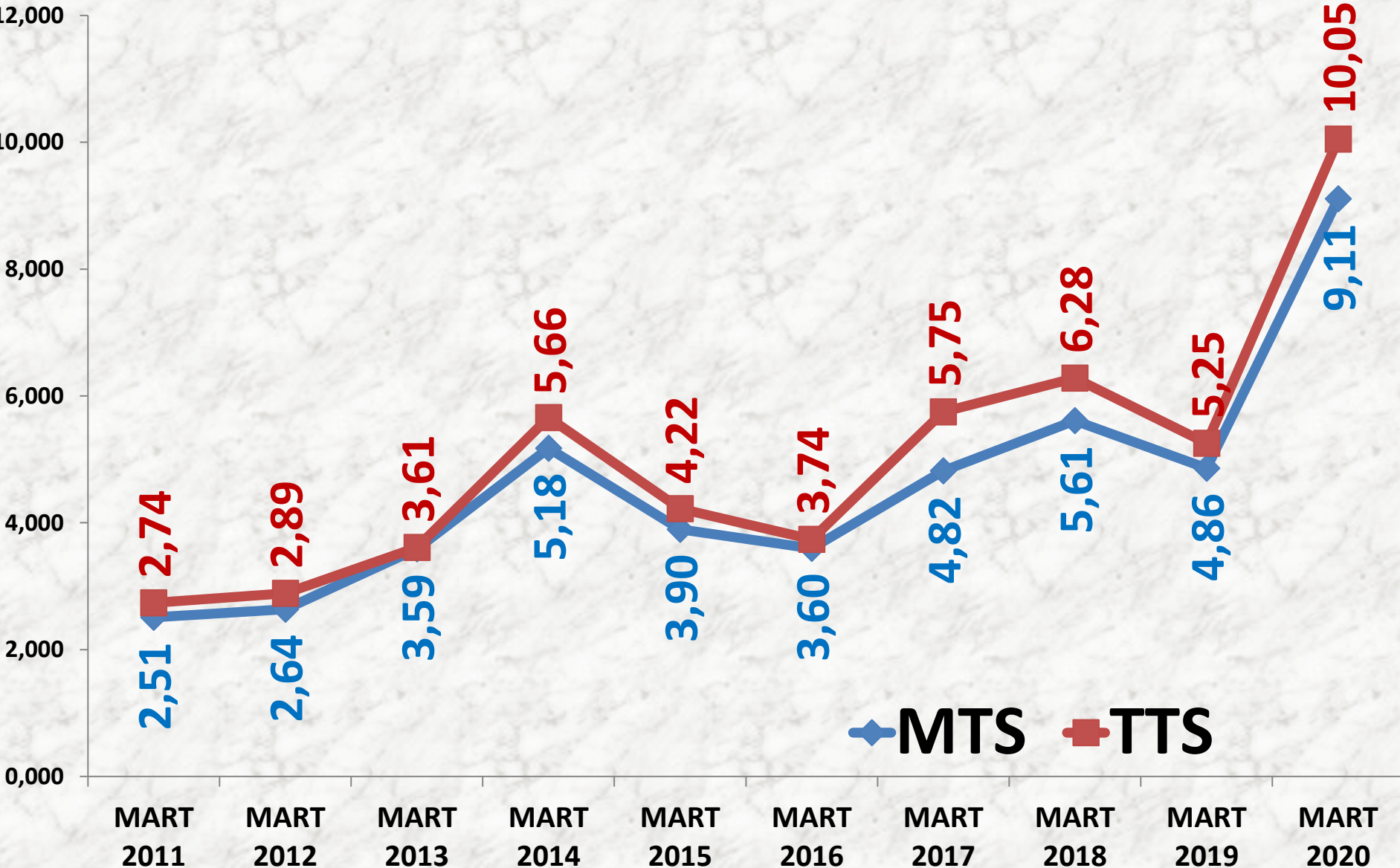


# TTS YILLIK TOPLAM AYÇIĞEĞİ İŞLEM MİKTARI (TON)

■ MTS

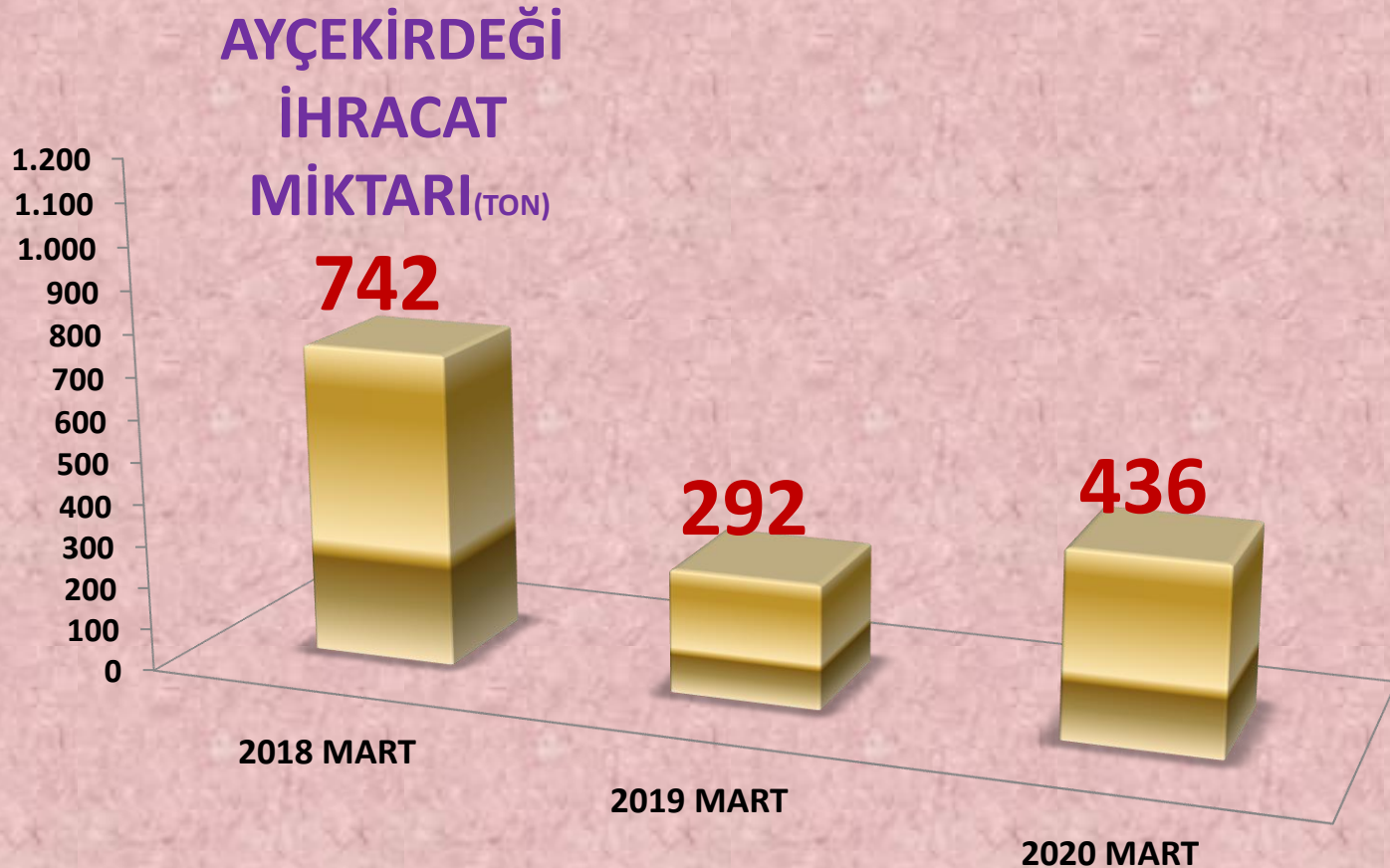


# MART AYLARI AYÇİÇEĞİ FİYAT ORT. (TL)

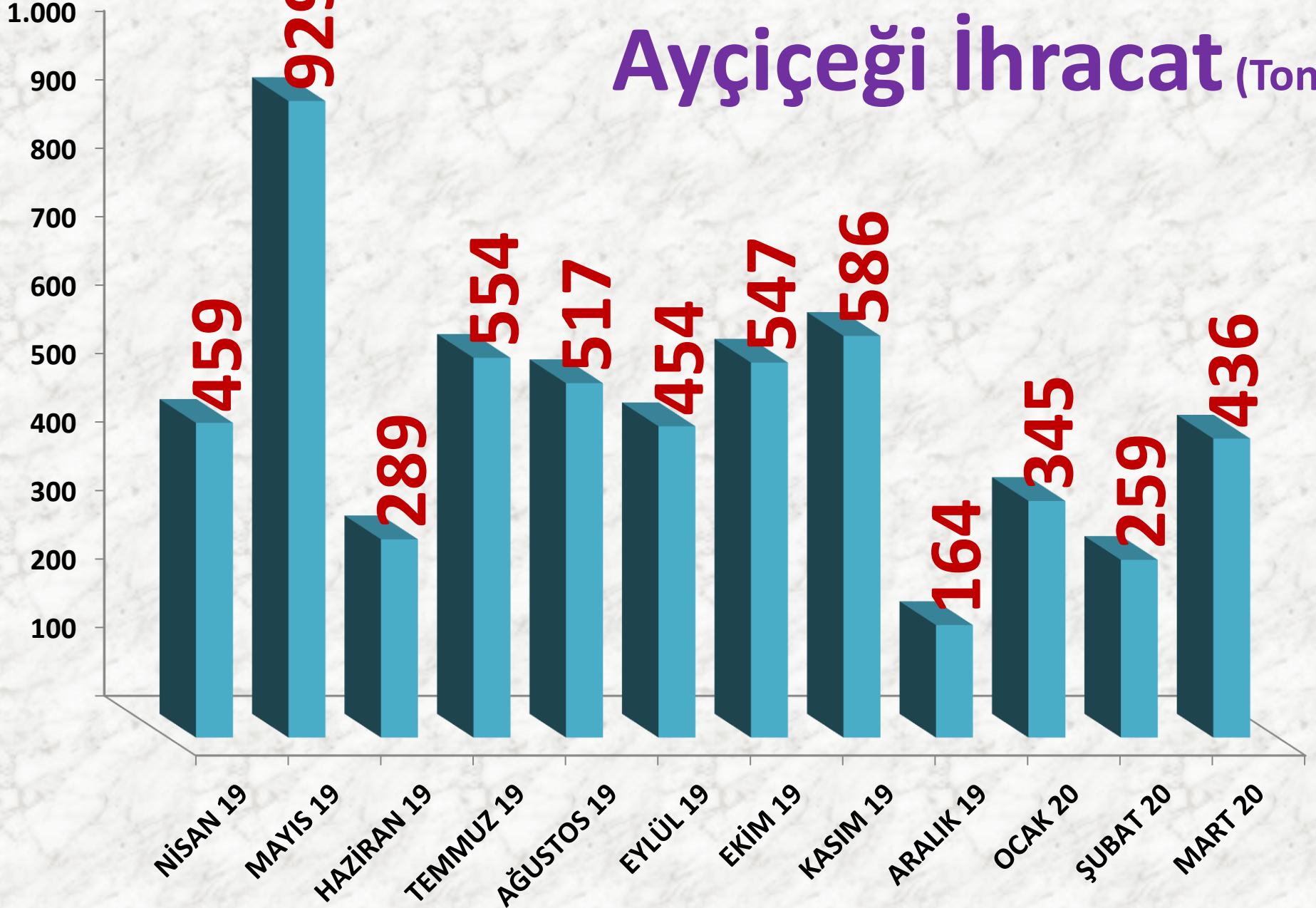


# AYÇEKİRDEĞİ İHRACATI

İŞLEM HACMİ TON	2018 MART	2019 MART		2020 MART	
TTS	742 TON	-61%	292 TON	49%	436 TON



# Ayçiçeği İhracat (Ton)



ŞUBAT 20

5%

**MART 20**

**8%**

NİSAN 19

8%

MAYIS 19

17%

HAZİRAN 19

5%


ARALIK 19

3%

OCAK 20

KASIM 19

11%



EKİM 19

10%

EYLÜL 19

8%

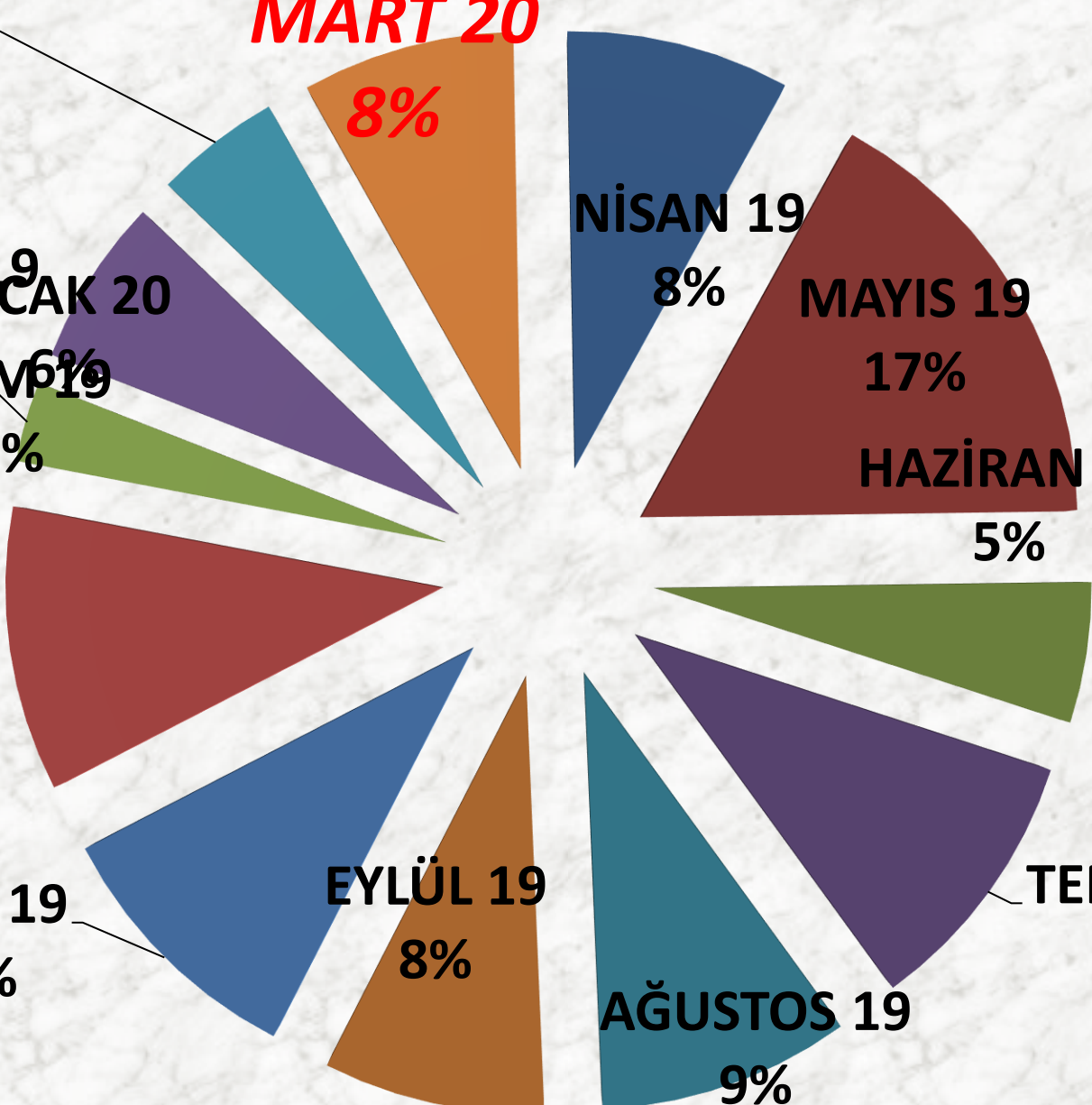
AĞUSTOS 19

9%

TEMMUZ 19

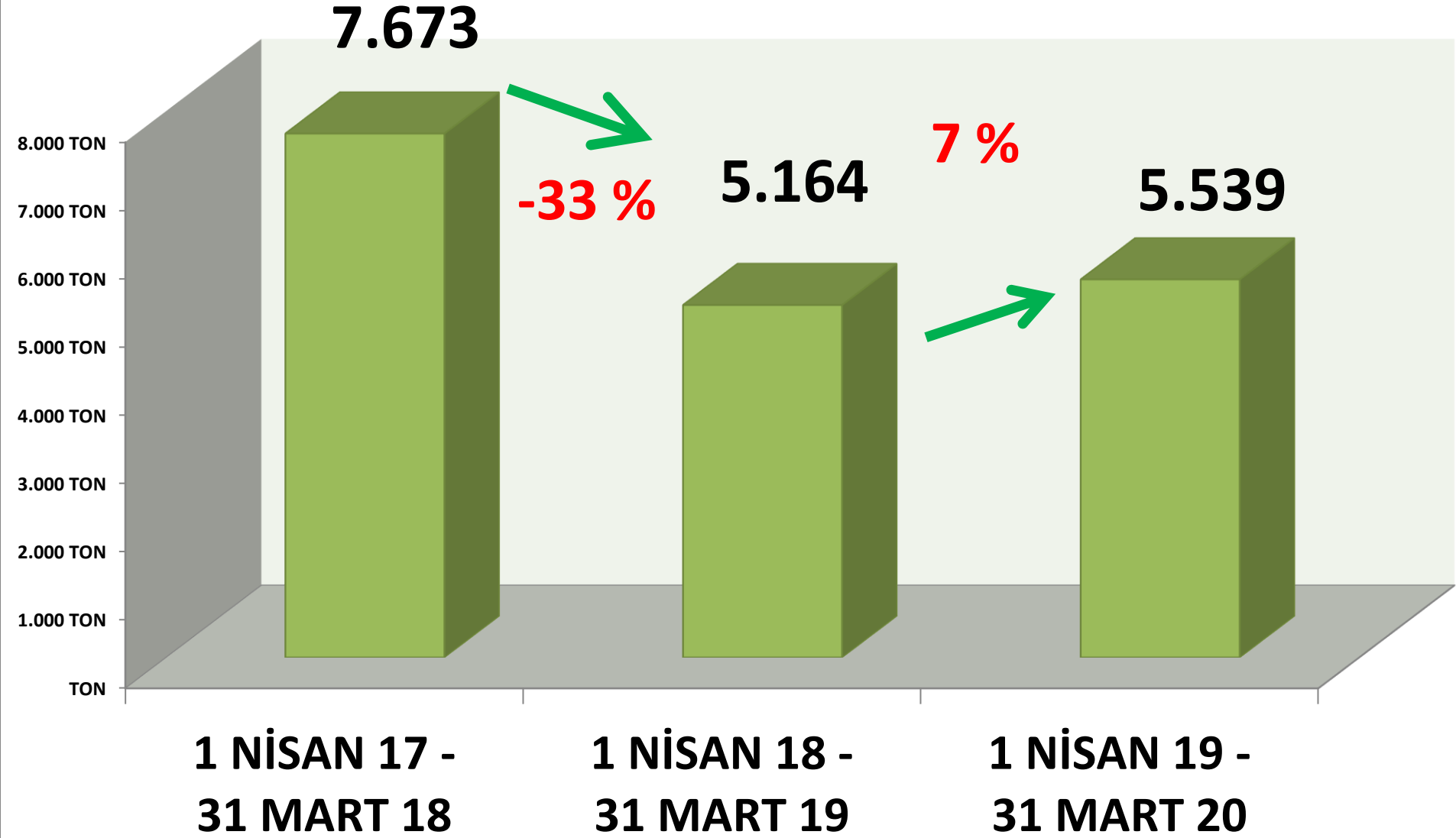
10%

## Aylık Ayçiçeği İhracat Miktarı Oranları





# YILLIK TOPLAM AYÇIĞEĞİ İHRACAT MİKTARI (TON)



# SÜT

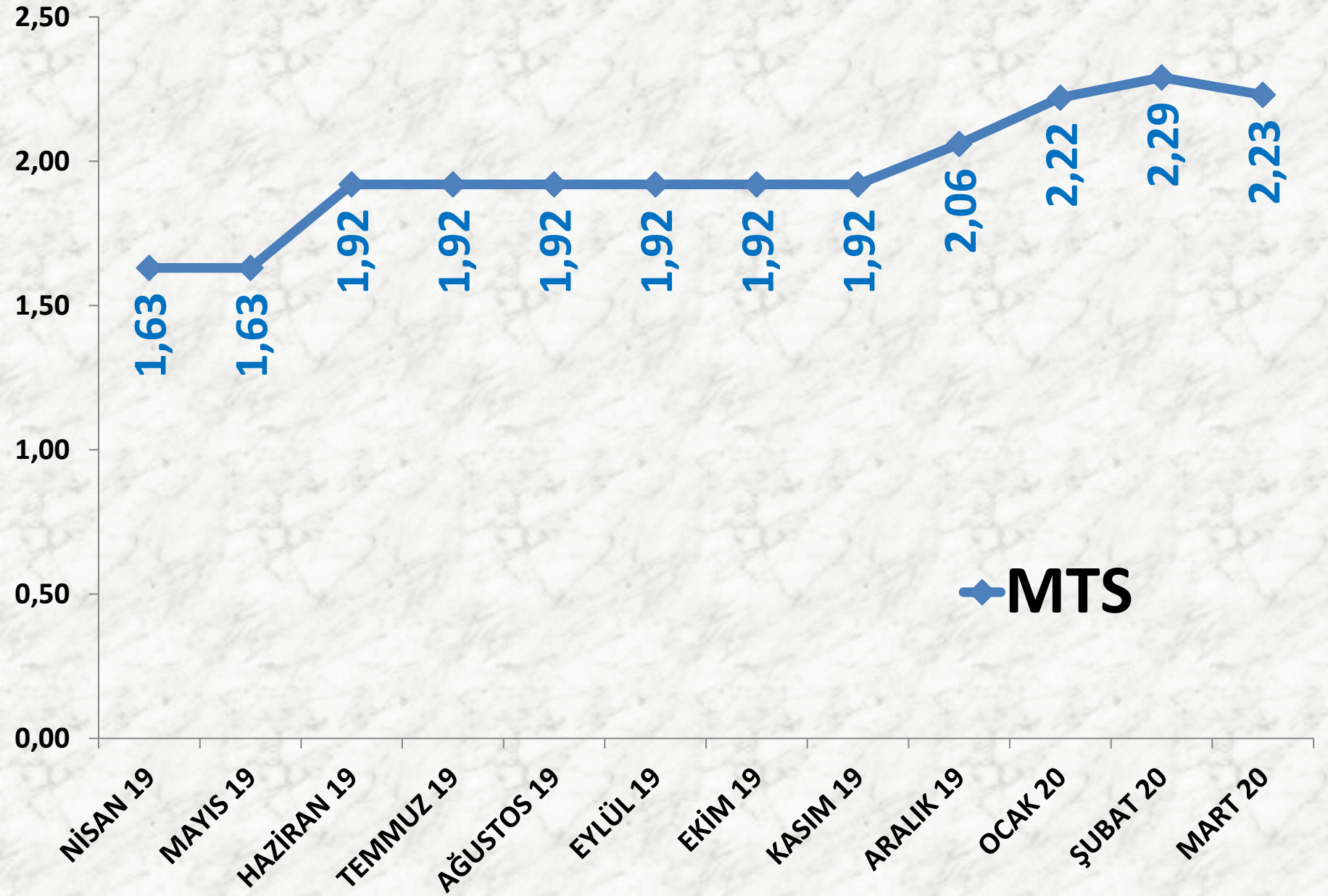
İŞLEM MİKTARI (M <sup>3</sup> )	2018 MART		2019 MART		2020 MART	
	MTS	27.887 M <sup>3</sup>	-4%	26.738 M <sup>3</sup>	9%	29.186 M <sup>3</sup>

EN AZ FİYAT	2018 MART		2019 MART		2020 MART	
	MTS	1,00 TL	40%	1,40 TL	43%	2,00 TL

EN ÇOK FİYAT	2018 MART		2019 MART		2020 MART	
	MTS	1,70 TL	6%	1,80 TL	34%	2,41 TL

ORTALAMA FİYAT	2018 MART		2019 MART		2020 MART	
	MTS	1,46 TL	11%	1,62 TL	38%	2,23 TL

# AYLIK İNEK SÜTÜ FİYAT TRENDİ (TL)

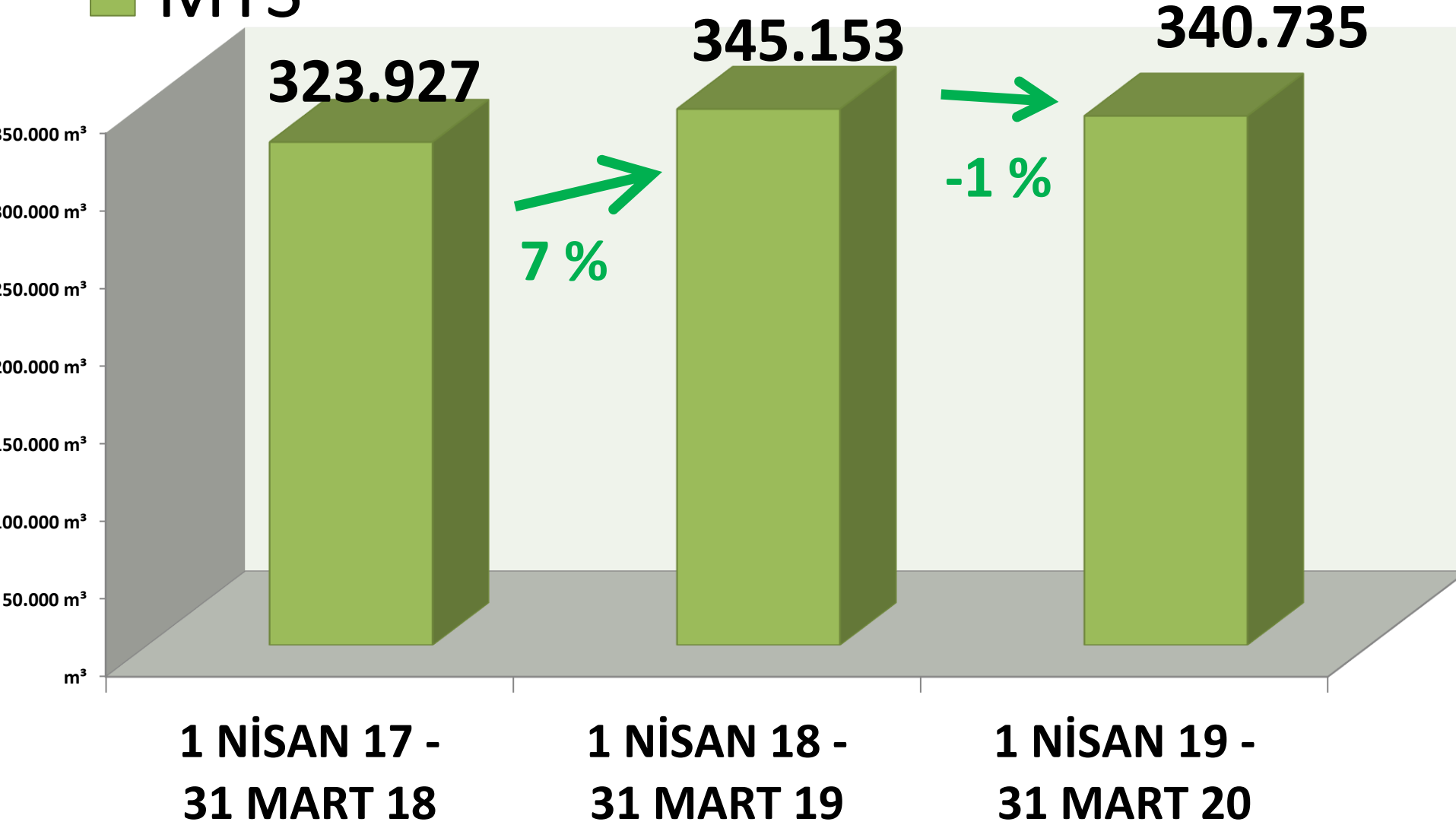




**AYLIK SÜT İŞLEM MİKTARI (M<sup>3</sup>)**

# YILLIK TOPLAM İNEK SÜTÜ İŞLEM MİKTARI (M<sup>3</sup>)

■ MTS



# BEYAZ HAŞHAŞ

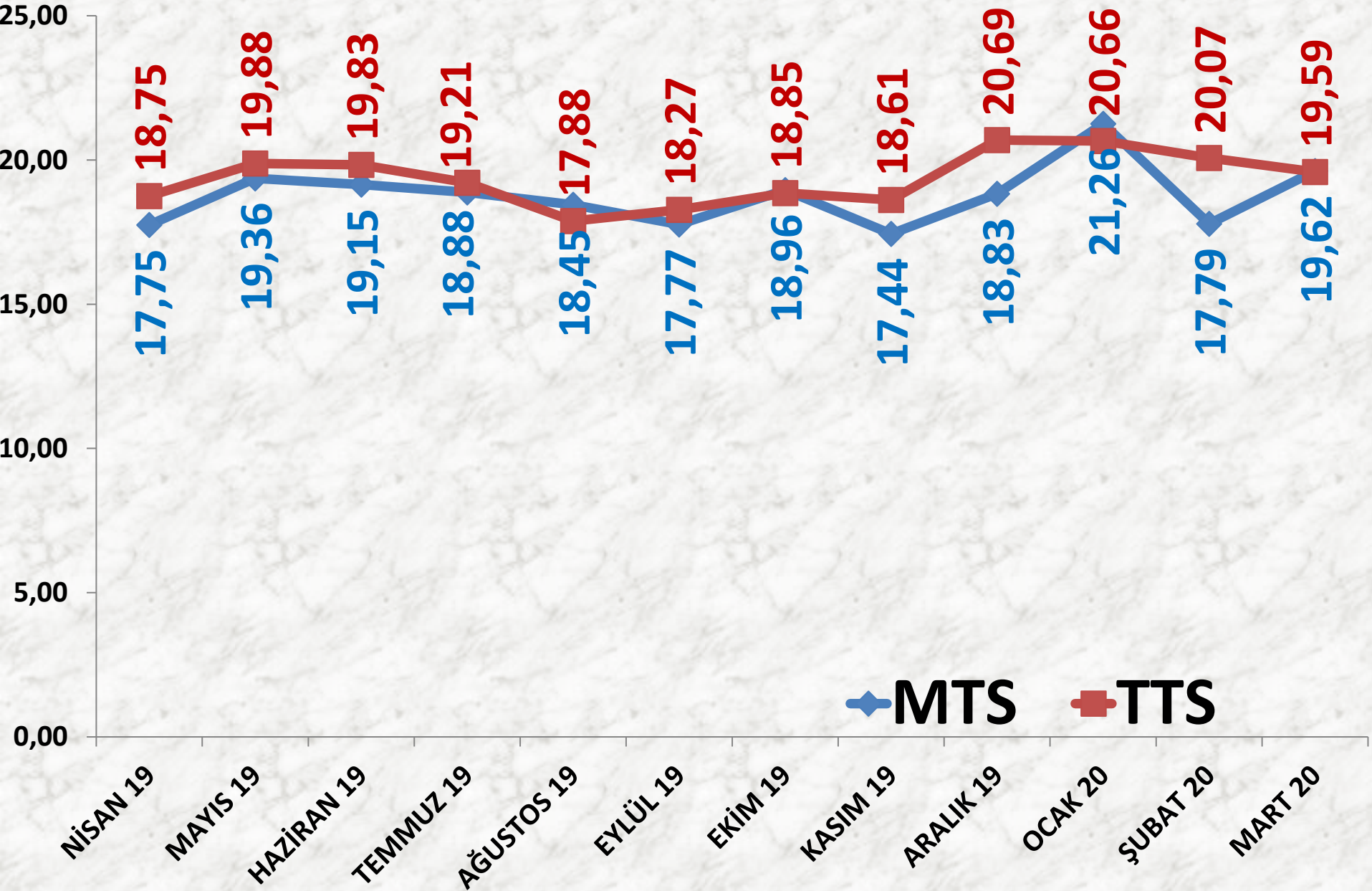
İŞLEM MİKTARI (TON)	2018 MART	2019 MART		2020 MART	
MTS	897 TON	-30%	632 TON	-76%	154 TON
TTS	929 TON	-49%	470 TON	-67%	157 TON

EN AZ FİYAT	2018 MART	2019 MART		2020 MART	
MTS	6,90 TL	125%	15,50 TL	6%	16,50 TL
TTS	6,90 TL	132%	16,00 TL	20%	19,20 TL

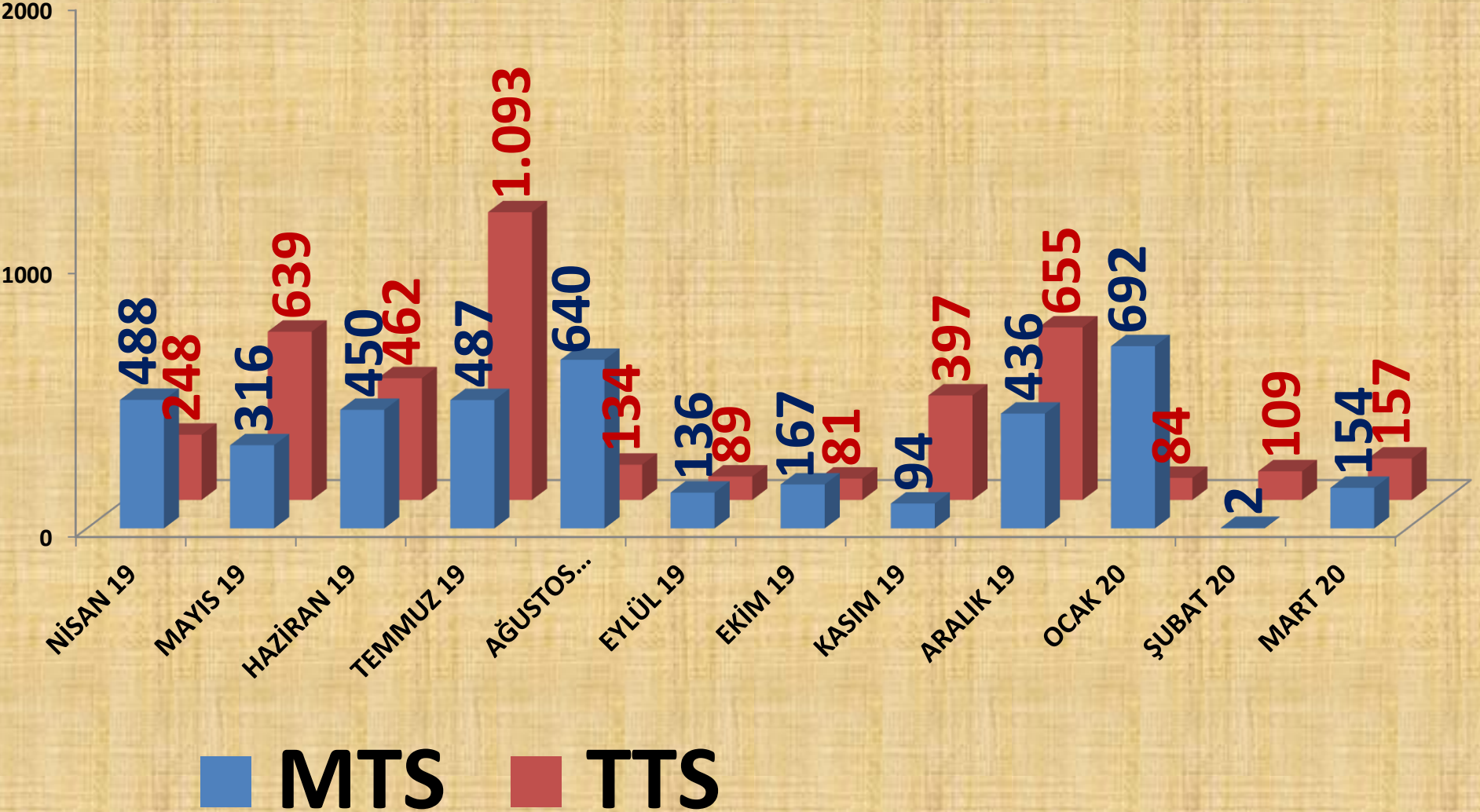
EN ÇOK FİYAT	2018 MART	2019 MART		2020 MART	
MTS	11,80 TL	53%	18,00 TL	10%	19,80 TL
TTS	12,00 TL	92%	23,00 TL	22%	28,00 TL

ORT. FİYAT	2018 MART	2019 MART		2020 MART	
MTS	9,66 TL	77%	17,07 TL	15%	19,62 TL
TTS	9,74 TL	84%	17,91 TL	9%	19,59 TL

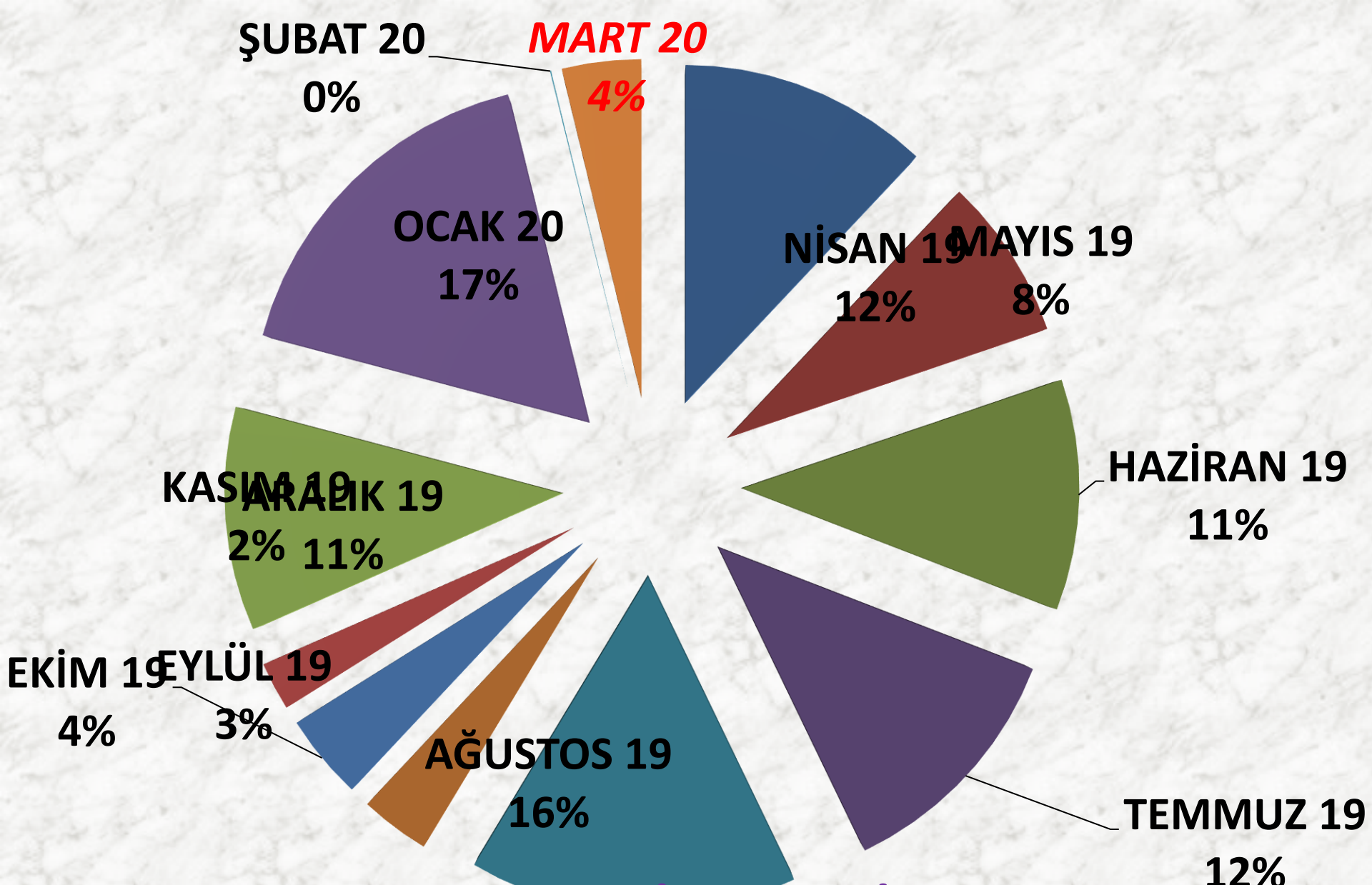
# AYLIK B. HAŞHAŞ FİYAT TRENDİ (TL)



# AYLIK B. HAŞHAŞ İŞLEM MİKTARI (TON)



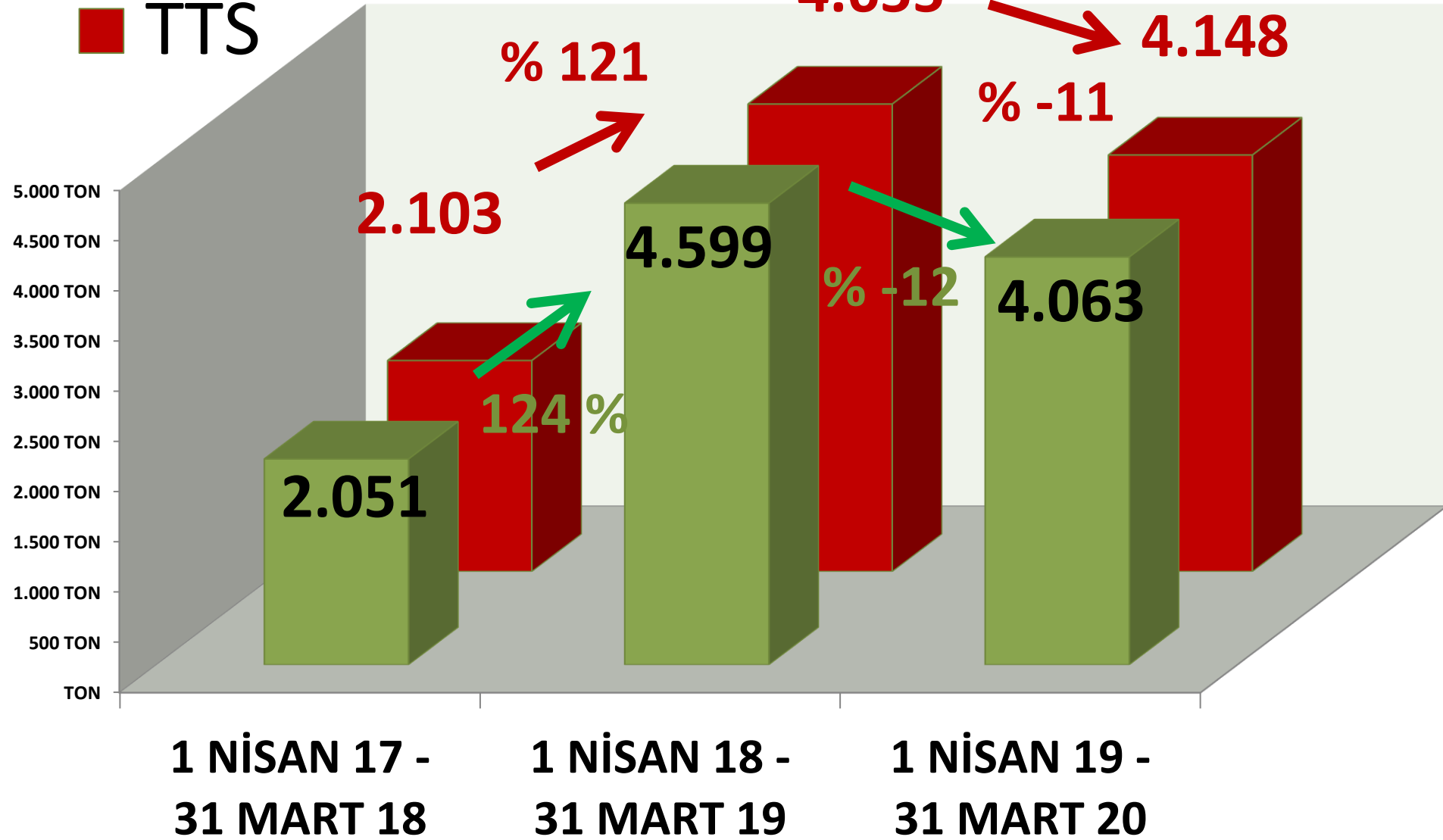




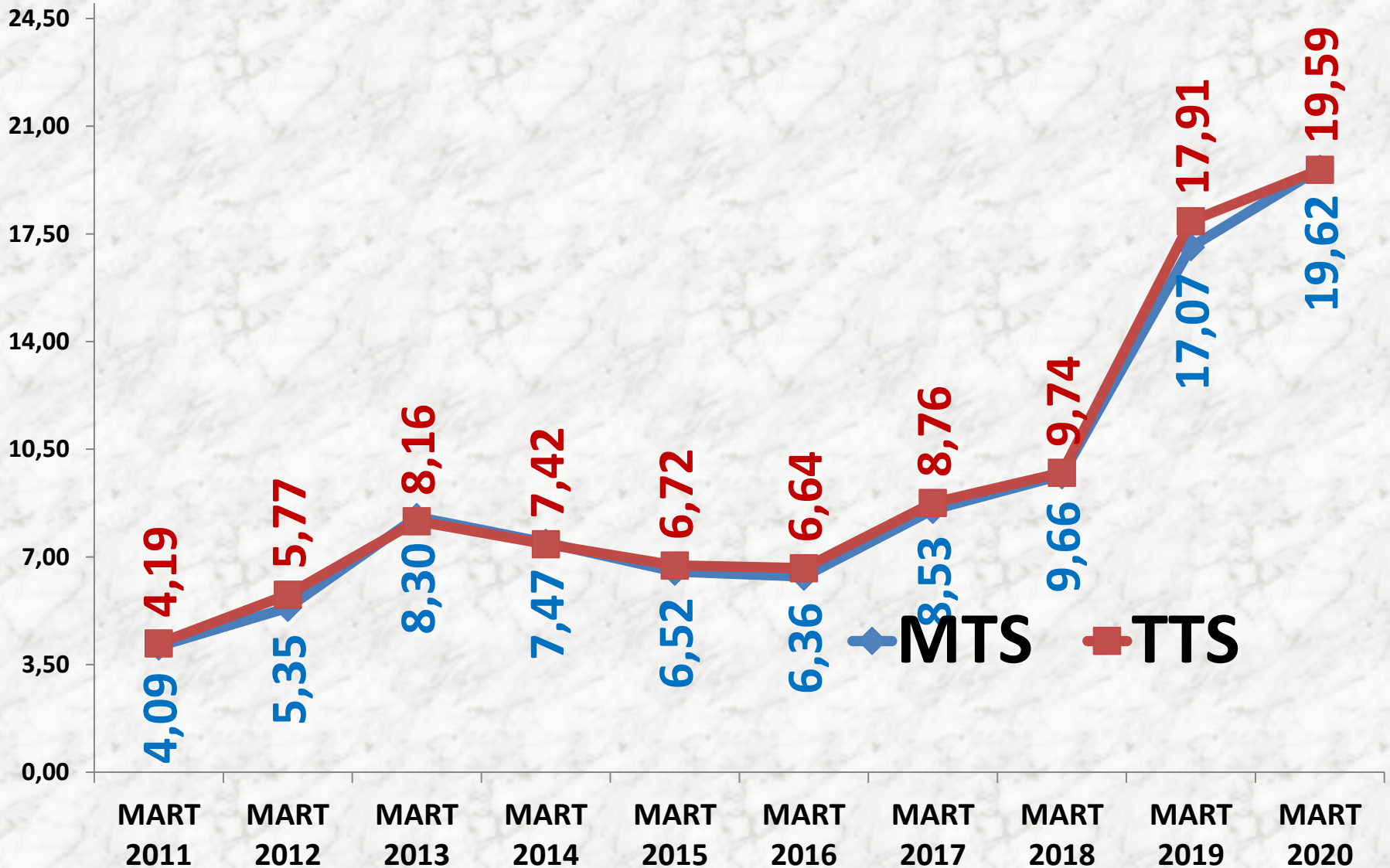
## B. HAŞHAŞ MTS İŞLEM MİKTARI ORANLARI

# MTS YILLIK TOPLAM B. HAŞHAŞ İŞLEM MİKTARI (TON)

■ TTS



# MART AYLARI B. HAŞHAŞ FİYAT TRENDİ (TL)



# MAVİ HAŞHAŞ

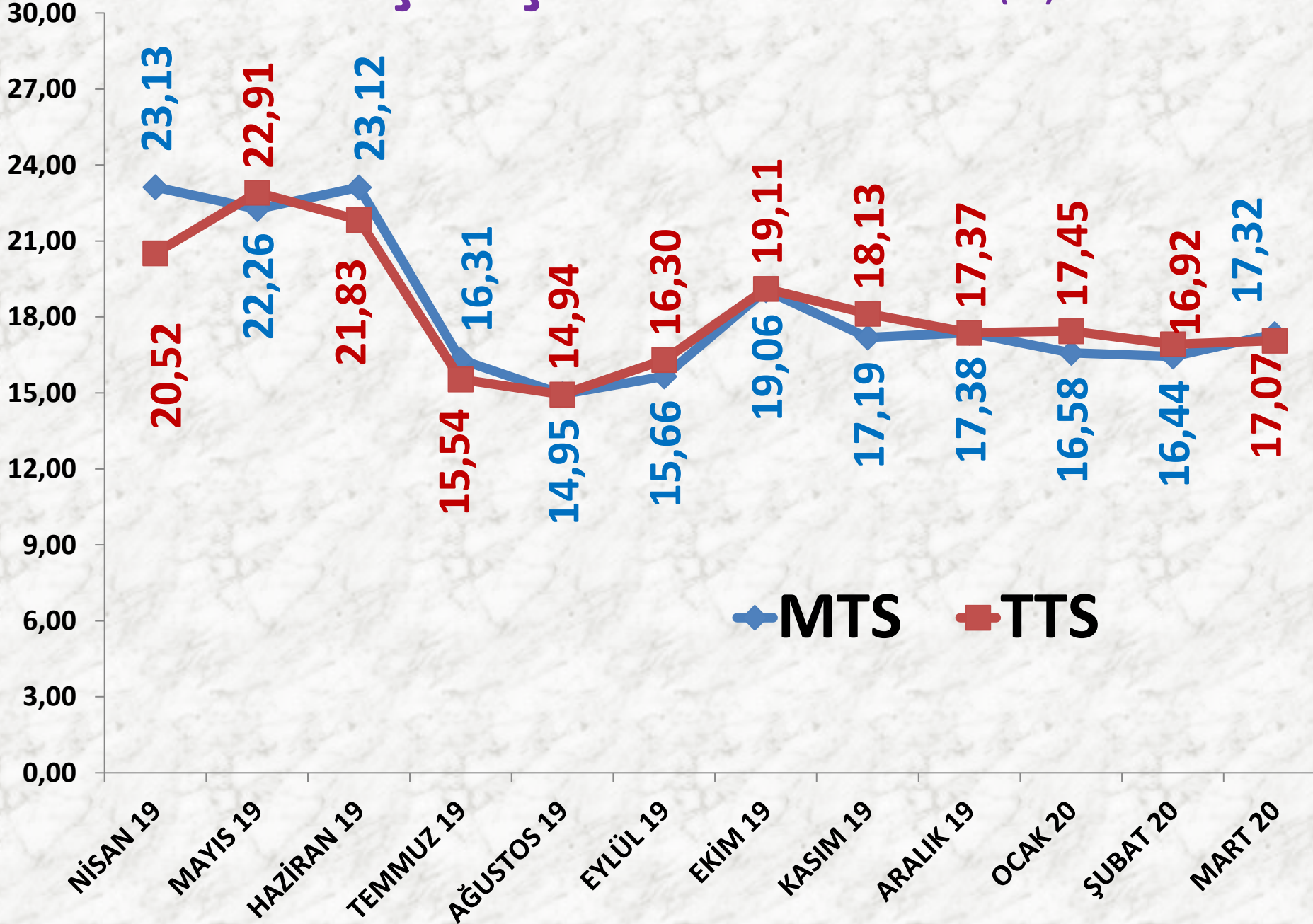
<b>İŞLEM MİKTARI (TON)</b>	<b>2018 MART</b>	<b>2019 MART</b>		<b>2020 MART</b>	
<b>MTS</b>	<b>2 TON</b>	<b>10%</b>	<b>2 TON</b>	<b>5654%</b>	<b>121 TON</b>
<b>TTS</b>	<b>113 TON</b>	<b>-88%</b>	<b>13 TON</b>	<b>1584%</b>	<b>223 TON</b>

<b>EN AZ FİYAT</b>	<b>2018 MART</b>	<b>2019 MART</b>		<b>2020 MART</b>	
<b>MTS</b>	<b>12,50 TL</b>	<b>99%</b>	<b>24,90 TL</b>	<b>-33%</b>	<b>16,70 TL</b>
<b>TTS</b>	<b>9,40 TL</b>	<b>145%</b>	<b>23,00 TL</b>	<b>-29%</b>	<b>16,30 TL</b>

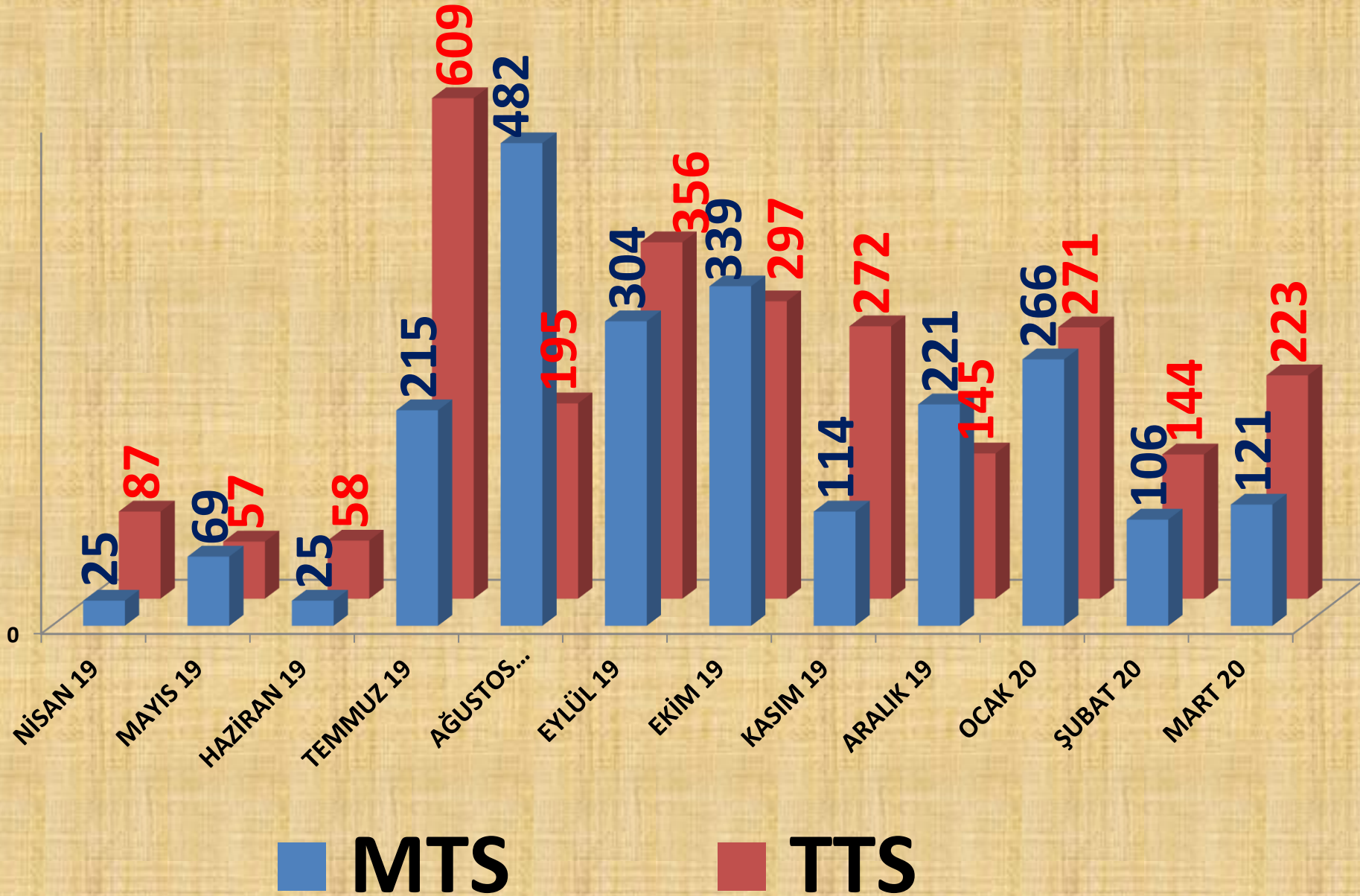
<b>EN ÇOK FİYAT</b>	<b>2018 MART</b>	<b>2019 MART</b>		<b>2020 MART</b>	
<b>MTS</b>	<b>12,50 TL</b>	<b>101%</b>	<b>25,10 TL</b>	<b>-6%</b>	<b>23,50 TL</b>
<b>TTS</b>	<b>13,20 TL</b>	<b>127%</b>	<b>30,00 TL</b>	<b>-18%</b>	<b>24,50 TL</b>

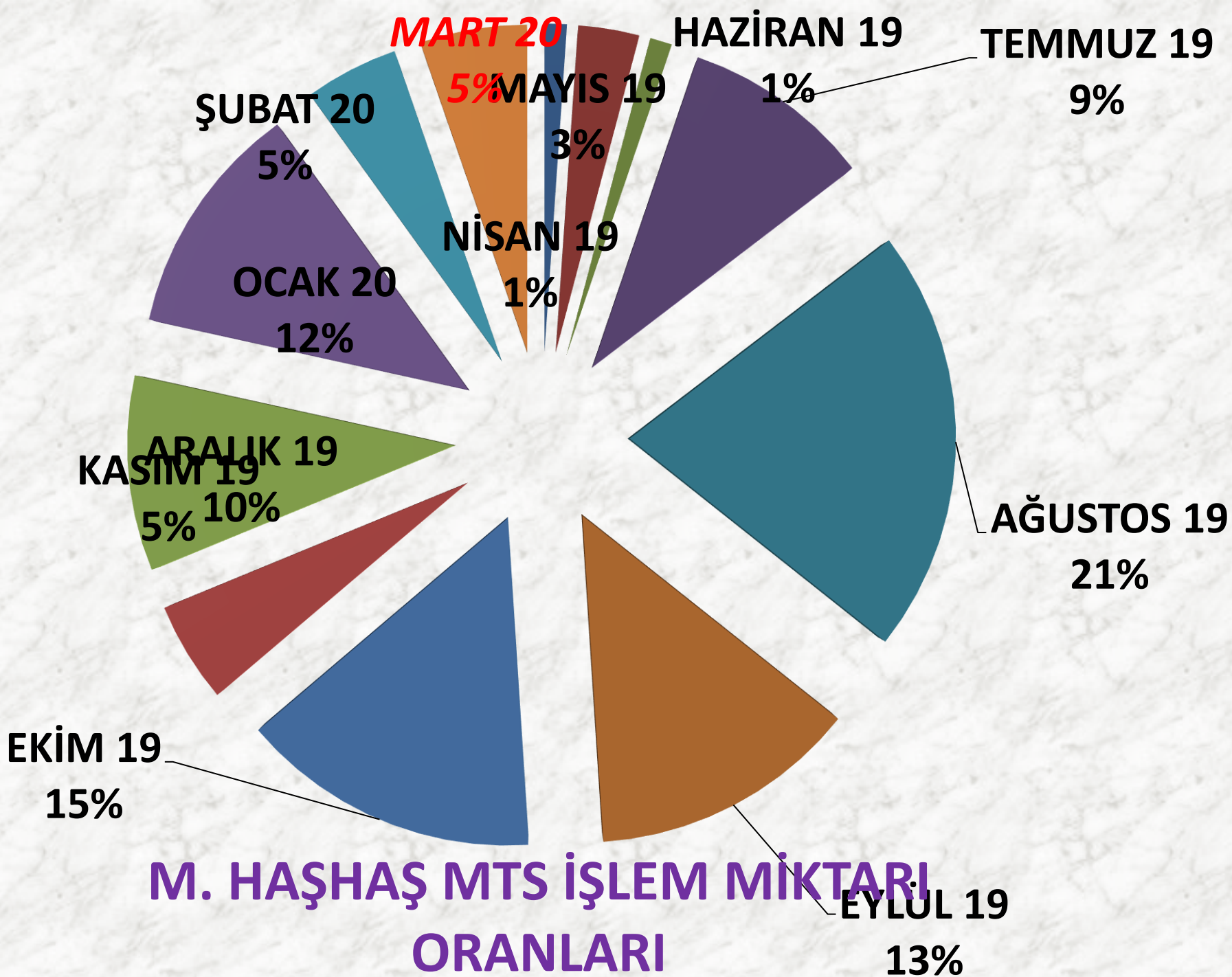
<b>ORT. FİYAT</b>	<b>2018 MART</b>	<b>2019 MART</b>		<b>2020 MART</b>	
<b>MTS</b>	<b>12,50 TL</b>	<b>100%</b>	<b>24,99 TL</b>	<b>-31%</b>	<b>17,32 TL</b>
<b>TTS</b>	<b>9,89 TL</b>	<b>149%</b>	<b>24,65 TL</b>	<b>-31%</b>	<b>17,07 TL</b>

# AYLIK M. HAŞHAŞ FİYAT TRENDİ (TL)



# AYLIK M. HAŞHAŞ İŞLEM MİKTARI (TON)

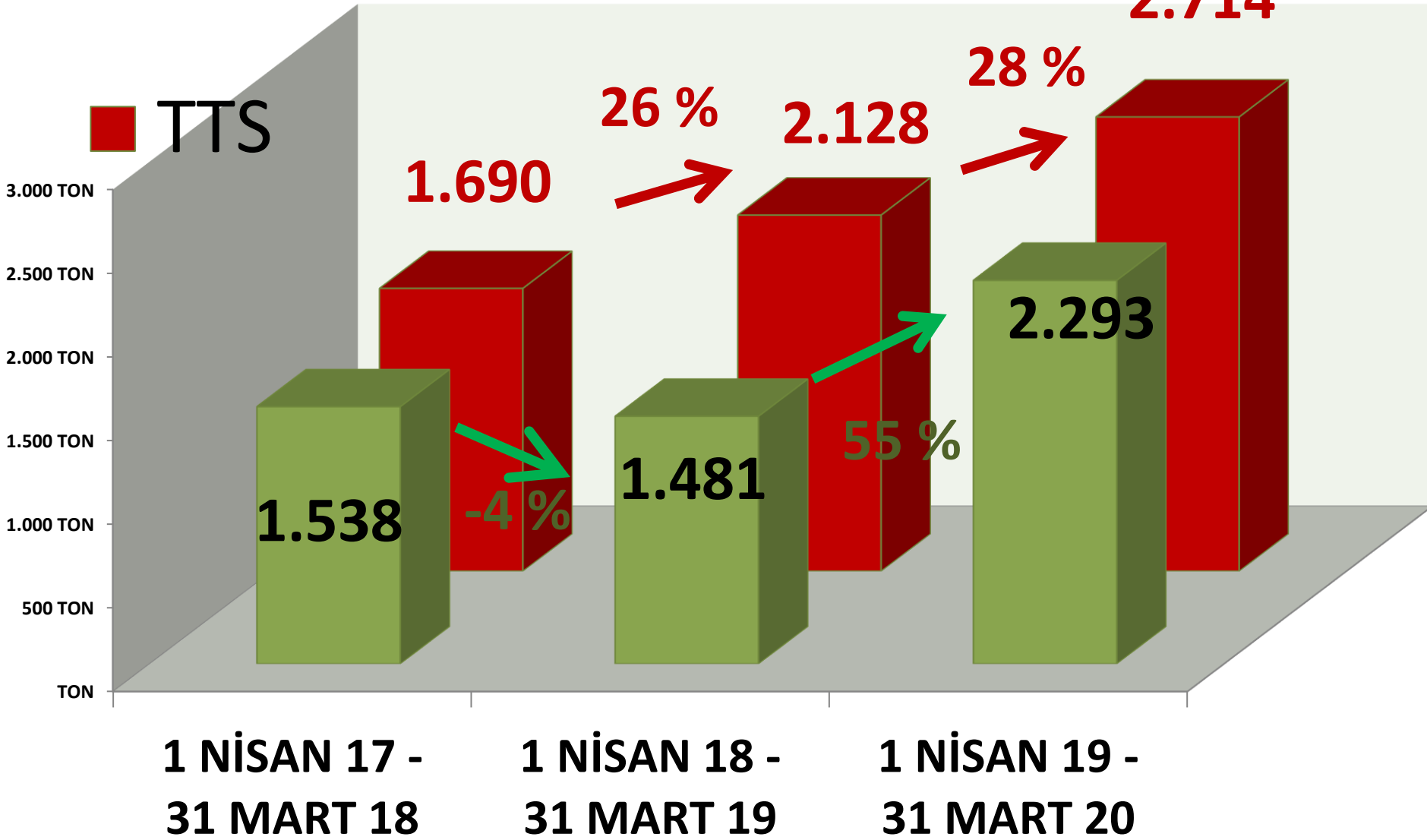




# YILLIK TOPLAM M. HAŞHAŞ İŞLEM MİKTARI (TON)

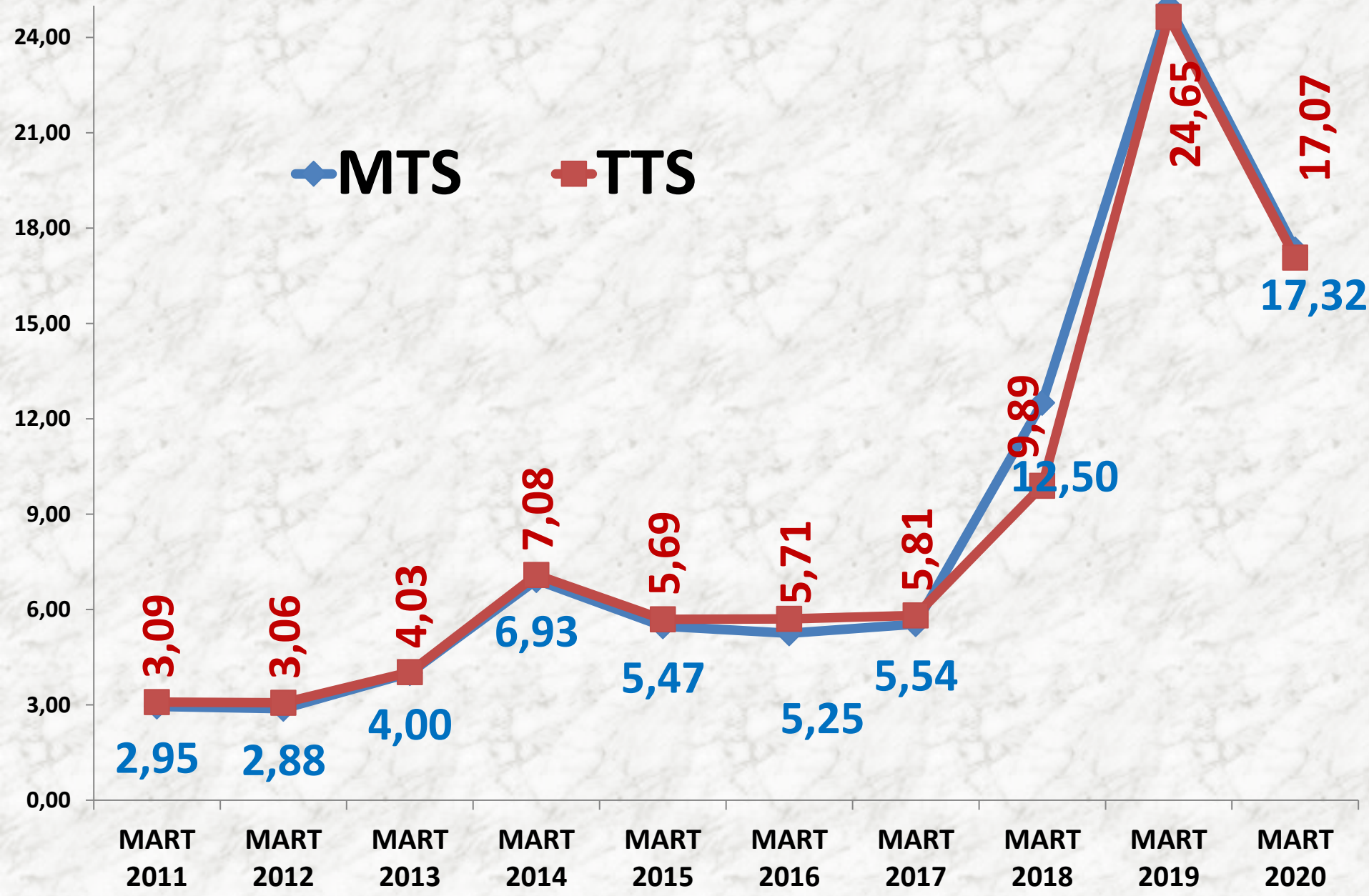
■ MTS

■ TTS





# MART AYLARI M. HAŞHAŞ FİYAT TRENDİ (TL)



# KÜTLÜ PAMUK

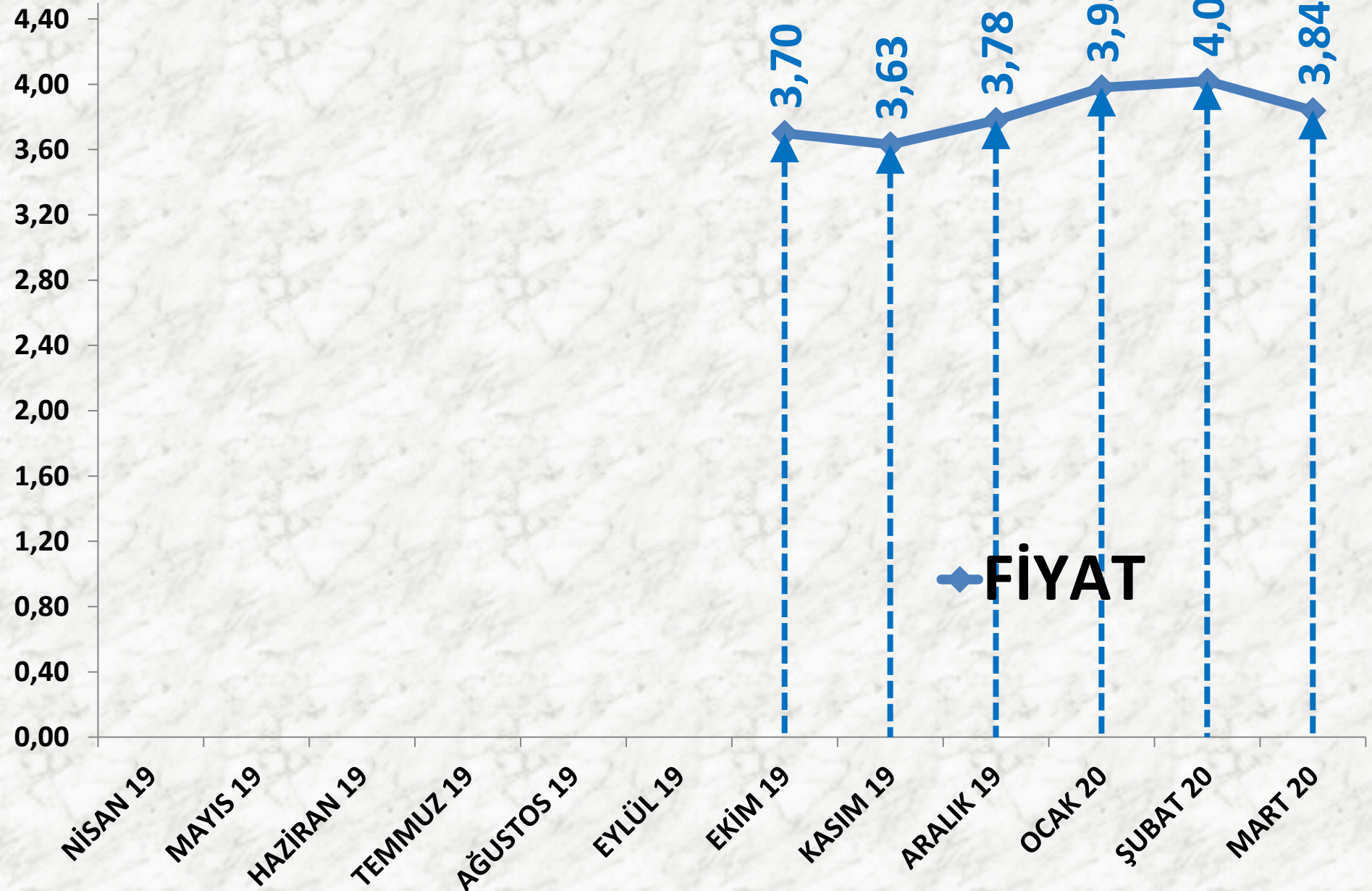
İŞLEM MİKTARI (TON)	2018 MART	2019 MART		2020 MART	
MTS	3394 TON	-37%	2139 TON	-44%	1191 TON

EN AZ FİYAT	2018 MART	2019 MART		2020 MART	
MTS	1,75 TL	43%	2,50 TL	37%	3,42 TL

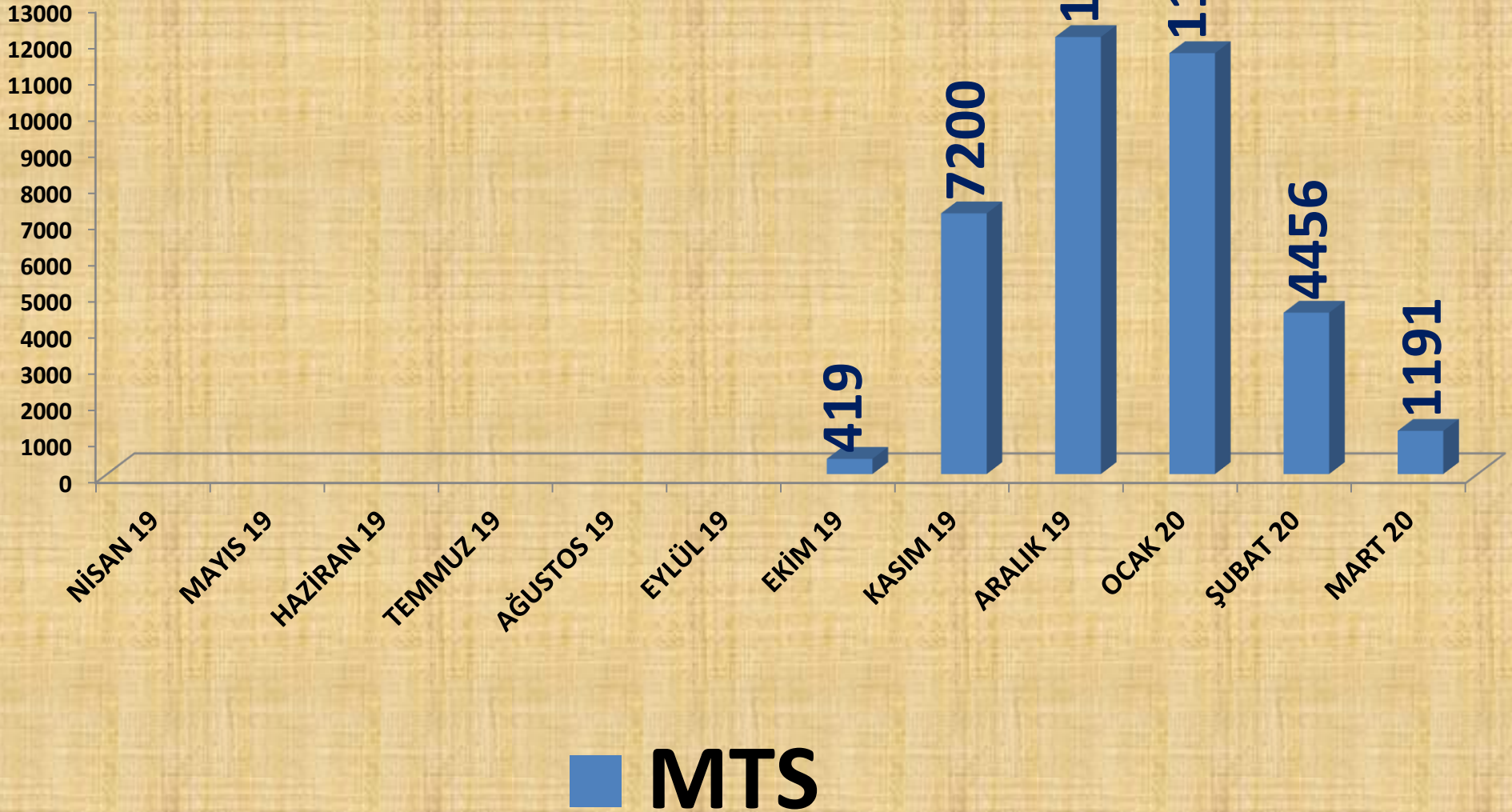
EN ÇOK FİYAT	2018 MART	2019 MART		2020 MART	
MTS	3,11 TL	35%	4,20 TL	-2%	4,11 TL

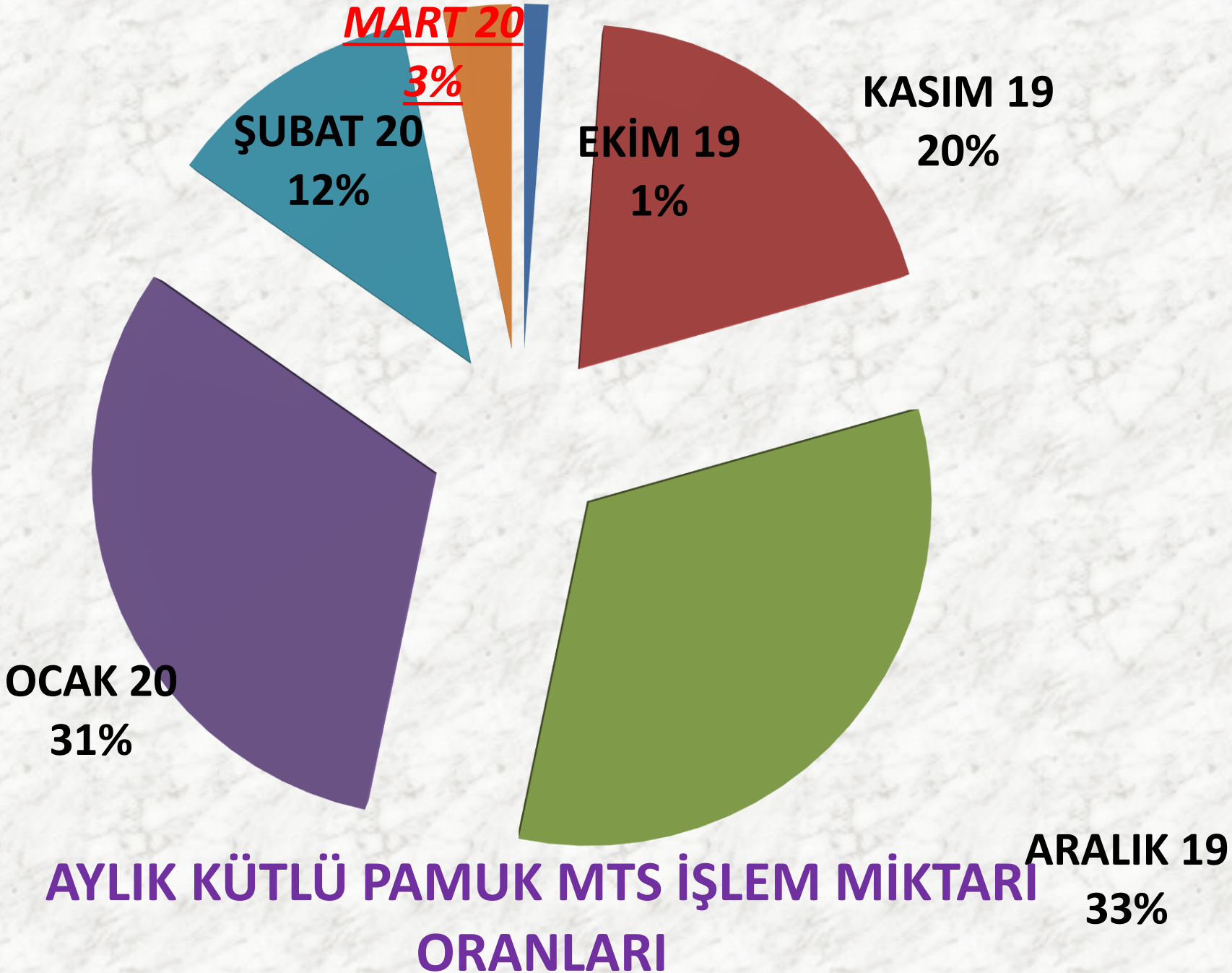
ORTALAMA FİYAT	2018 MART	2019 MART		2020 MART	
MTS	2,71 TL	27%	3,44 TL	12%	3,84 TL

# AYLIK KÜTLÜ PAMUK FİYAT TRENDİ (TL)

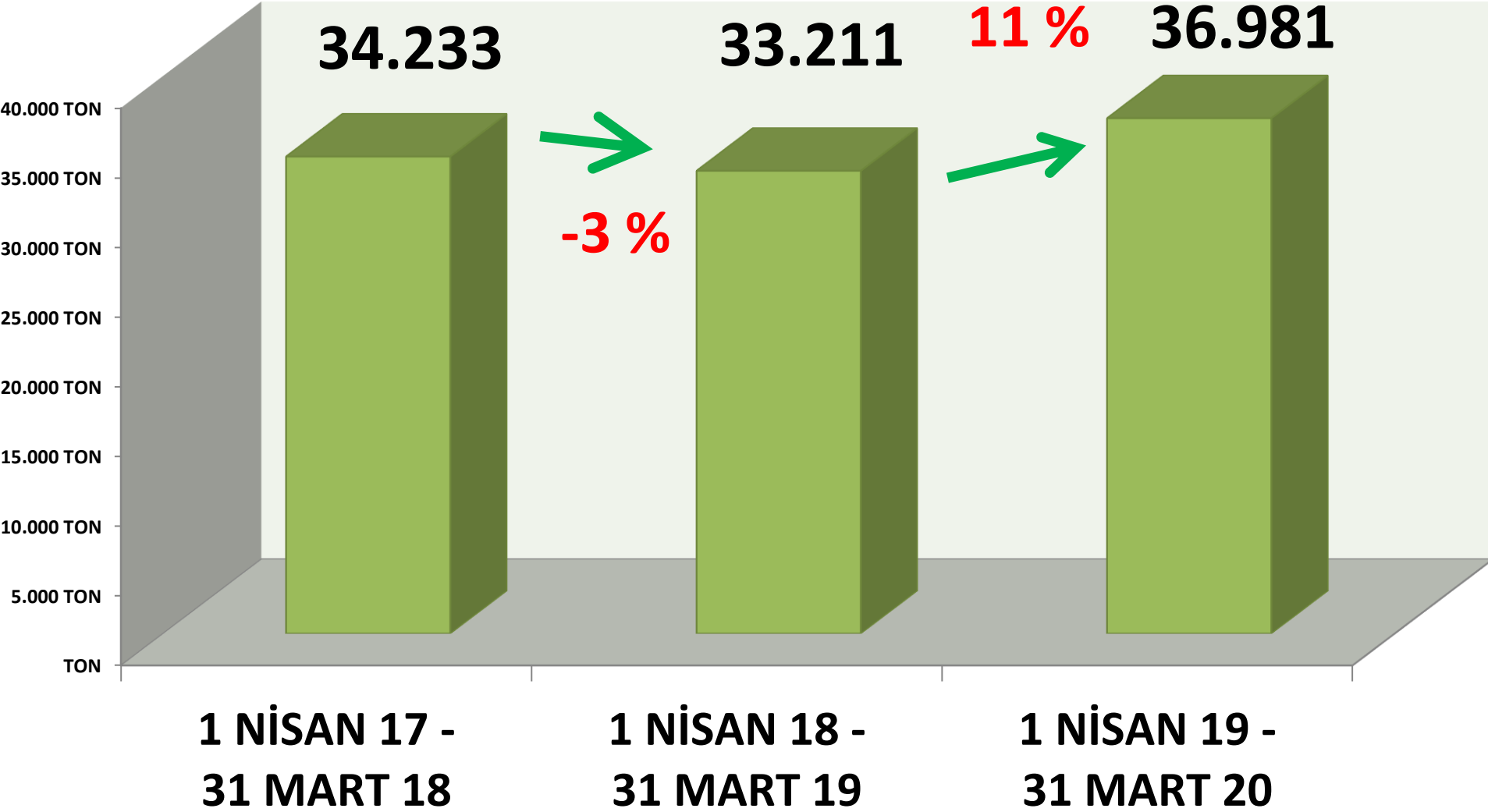


# AYLIK KÜTLÜ PAMUK İŞLEM MİKTARI (TON)

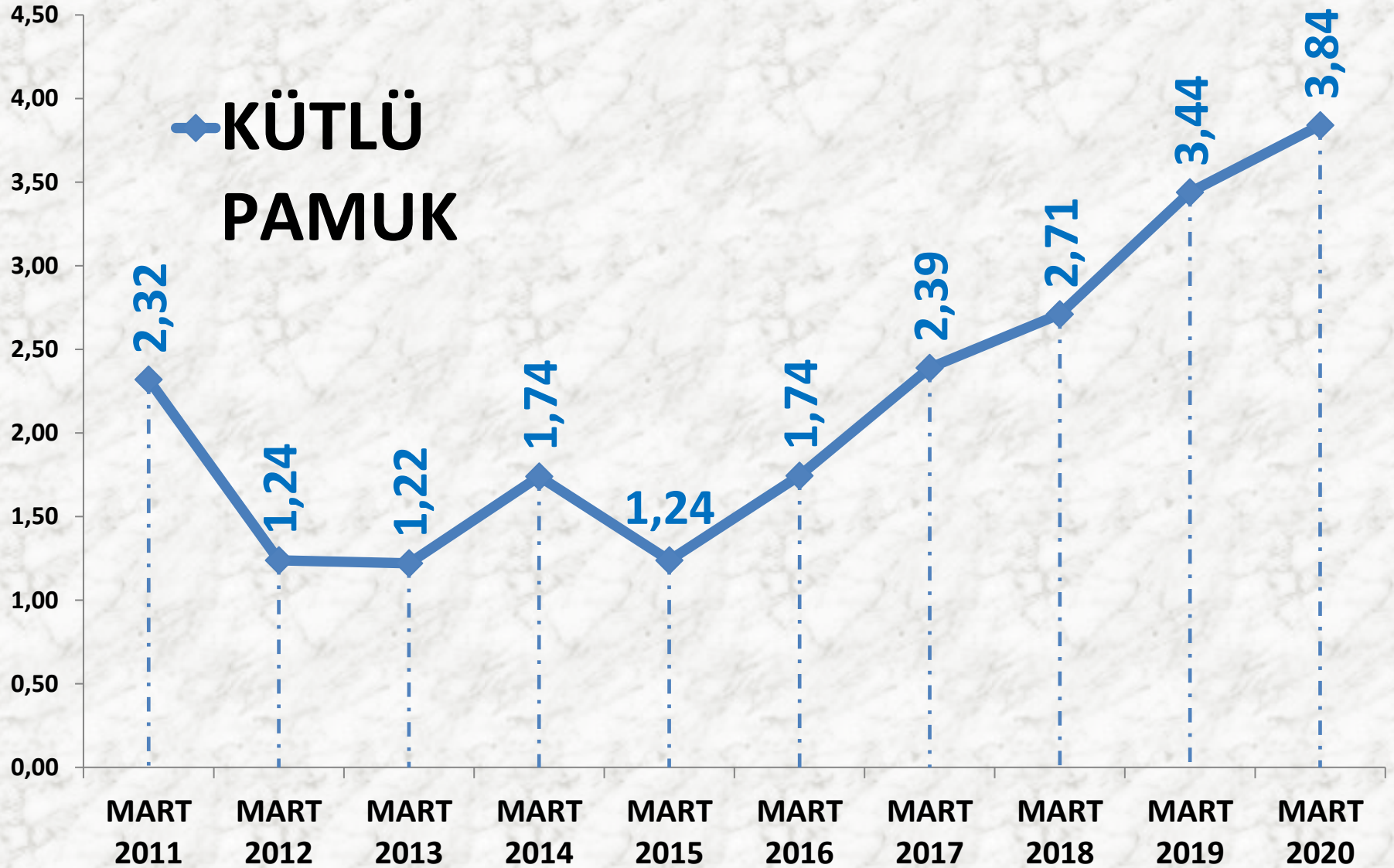




# YILLIK TOPLAM KÜTLÜ PAMUK İŞLEM MİKTARI (TON)



# MART AYLARI K.PAMUK FİYAT TRENDİ (TL)



# MAHLIÇ PAMUK

İŞLEM MİKTARI (TON)	2018 MART	2019 MART		2020 MART	
TTS	779 TON	-71%	228 TON	265%	831 TON

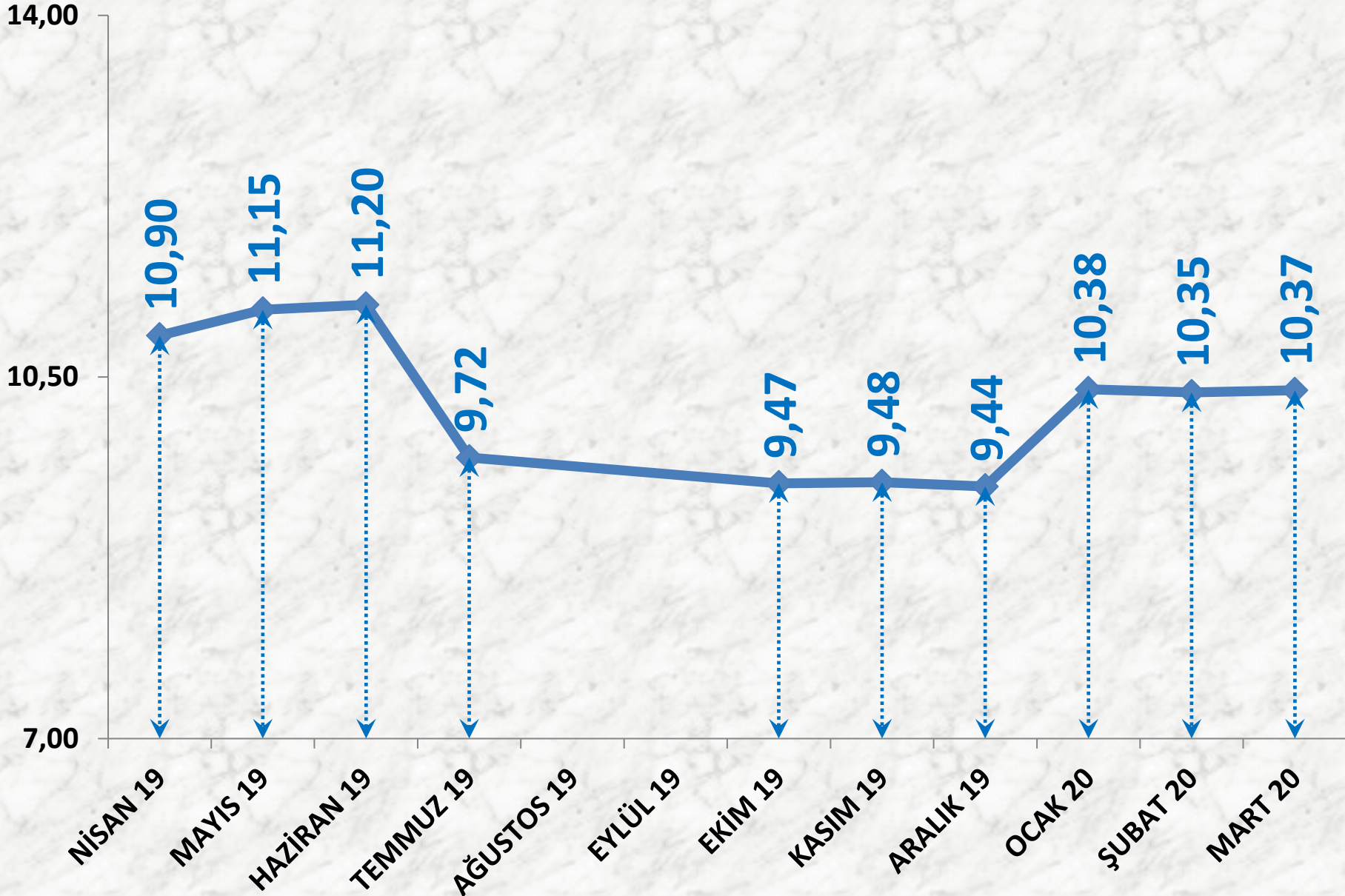
EN AZ FİYAT	2018 MART	2019 MART		2020 MART	
TTS	4,50 TL	100%	9,00 TL	9%	9,80 TL

EN ÇOK FİYAT	2018 MART	2019 MART		2020 MART	
TTS	7,75 TL	35%	10,50 TL	2%	10,75 TL

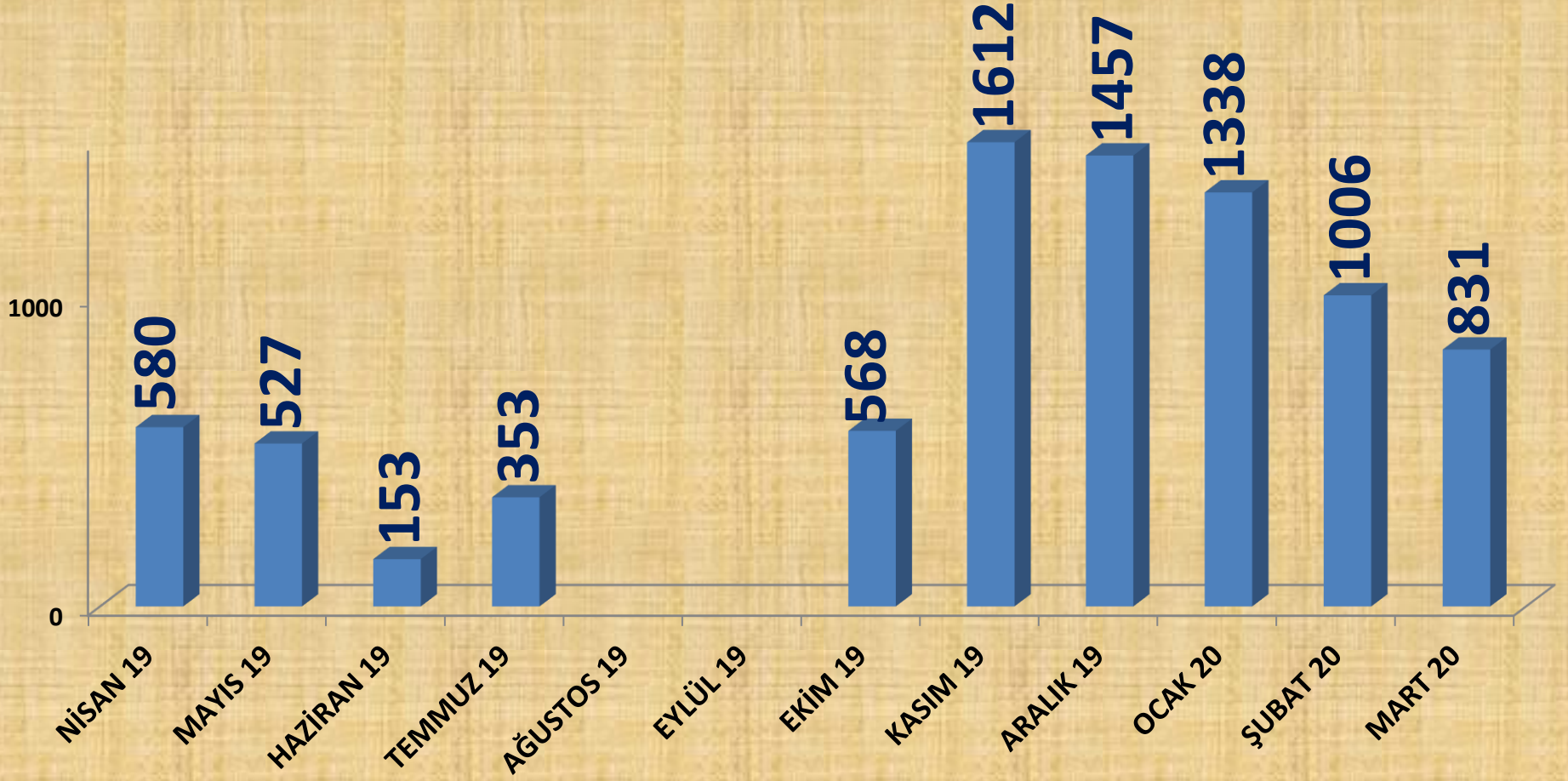
ORTALAMA FİYAT	2018 MART	2019 MART		2020 MART	
TTS	7,03 TL	42%	10,01 TL	4%	10,37 TL



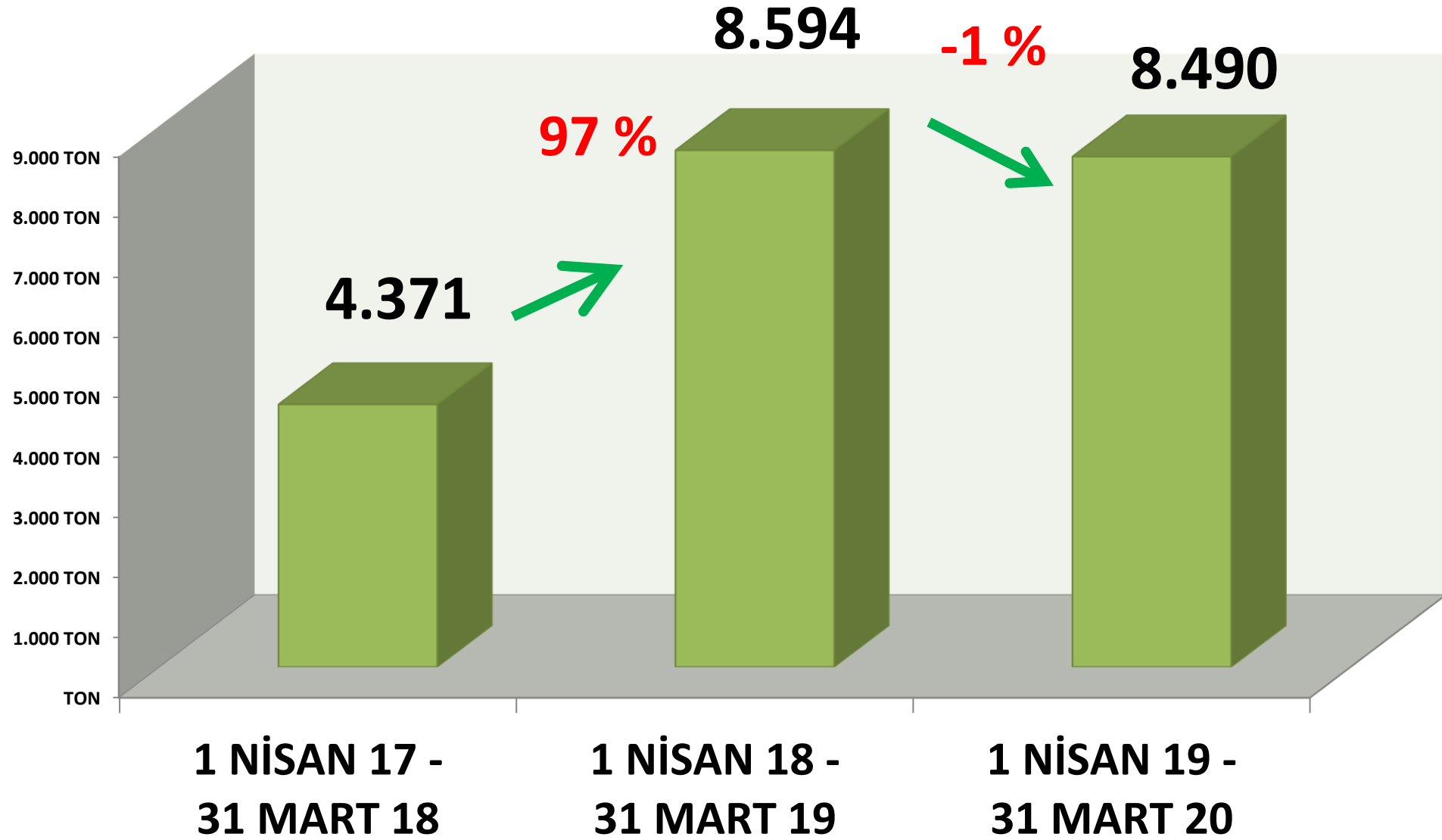
# AYLIK MAHLIÇ PAMUK FİYAT TRENDİ (TL)



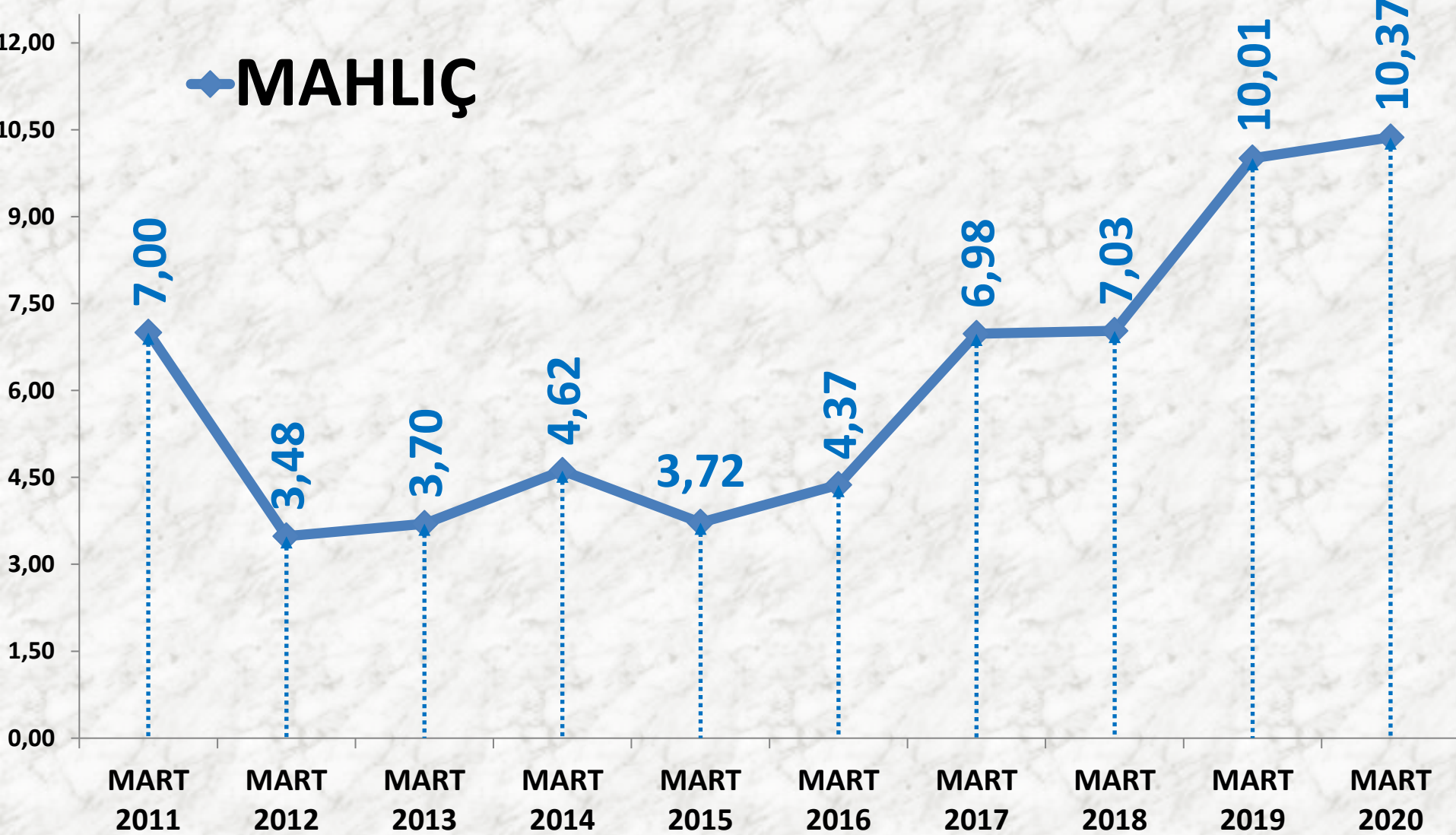
# AYLIK MAHLIÇ PAMUK İŞLEM MİKTARI (TON)



# YILLIK TOPLAM MAHLIÇ PAMUK İŞLEM MİKTARI (TON)



# MART AYLARI MAHLIÇ PAMUK FİYAT ORT. (TL)



# KEKİK

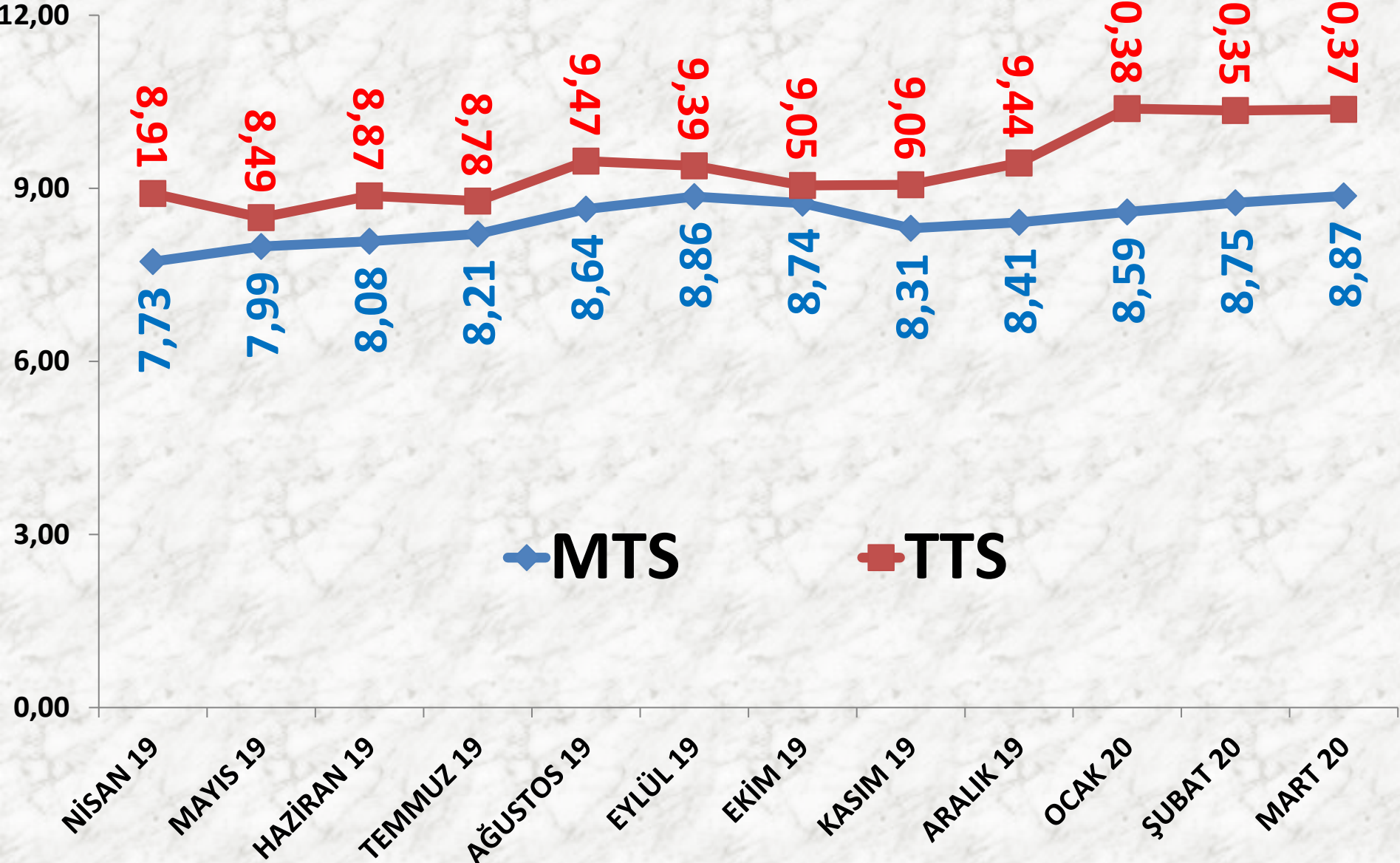
<b>İŞLEM HACMI (TON)</b>	<b>2018 MART</b>	<b>2019 MART</b>		<b>2020 MART</b>	
<b>MTS</b>	<b>222 TON</b>	<b>167%</b>	<b>593 TON</b>	<b>43%</b>	<b>847 TON</b>
<b>TTS</b>	<b>226 TON</b>	<b>212%</b>	<b>704 TON</b>	<b>-10%</b>	<b>632 TON</b>

<b>EN AZ FİYAT</b>	<b>2018 MART</b>	<b>2019 MART</b>		<b>2020 MART</b>	
<b>MTS</b>	<b>6,43 TL</b>	<b>14%</b>	<b>7,30 TL</b>	<b>11%</b>	<b>8,10 TL</b>
<b>TTS</b>	<b>4,00 TL</b>	<b>25%</b>	<b>5,00 TL</b>	<b>53%</b>	<b>7,65 TL</b>

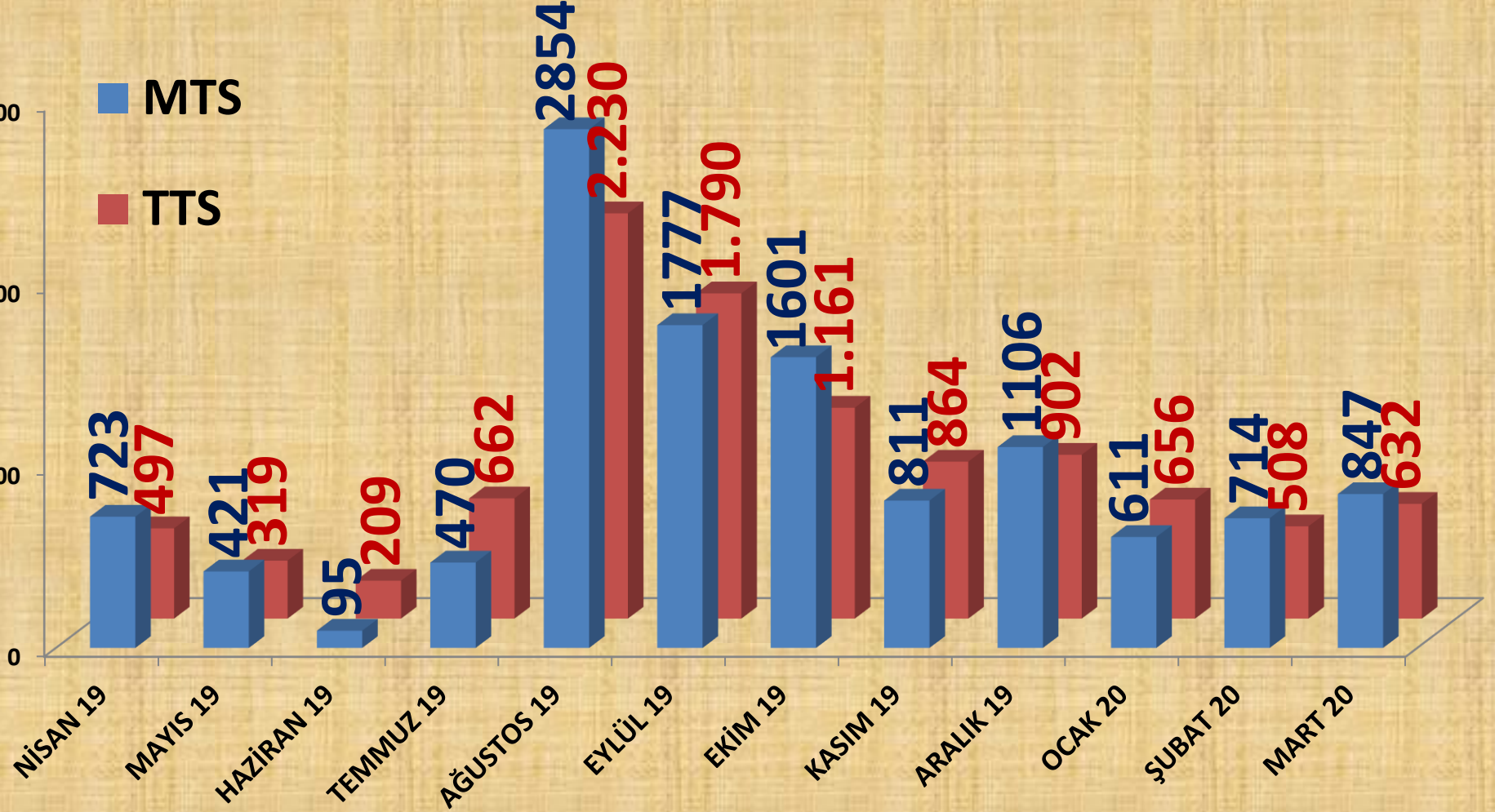
<b>EN ÇOK FİYAT</b>	<b>2018 MART</b>	<b>2019 MART</b>		<b>2020 MART</b>	
<b>MTS</b>	<b>9,11 TL</b>	<b>1%</b>	<b>9,18 TL</b>	<b>4%</b>	<b>9,54 TL</b>
<b>TTS</b>	<b>18,00 TL</b>	<b>11%</b>	<b>20,00 TL</b>	<b>-23%</b>	<b>15,40 TL</b>

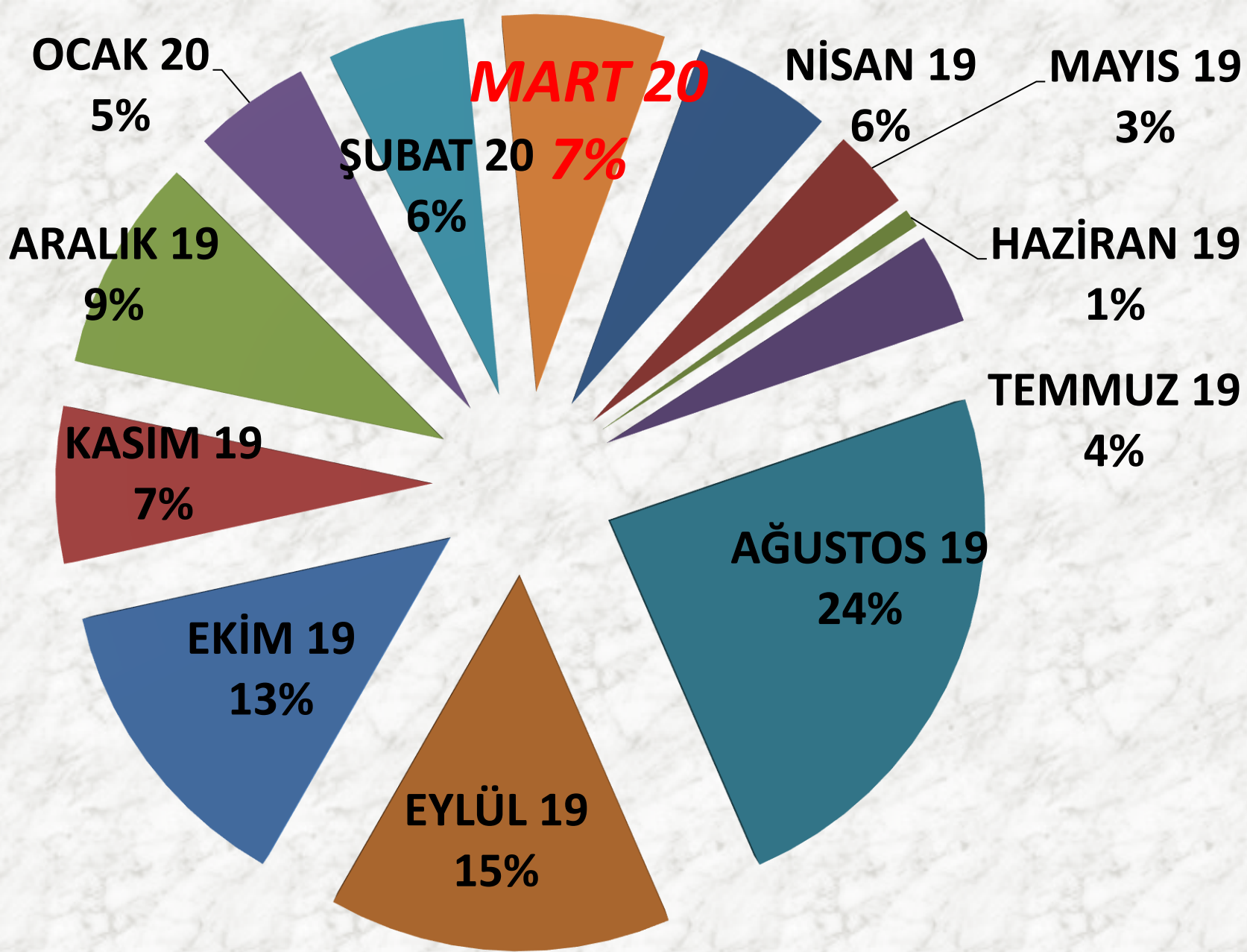
<b>ORT. FİYAT</b>	<b>2018 MART</b>	<b>2019 MART</b>		<b>2020 MART</b>	
<b>MTS</b>	<b>8,17 TL</b>	<b>-1%</b>	<b>8,08 TL</b>	<b>10%</b>	<b>8,87 TL</b>
<b>TTS</b>	<b>8,06 TL</b>	<b>11%</b>	<b>8,92 TL</b>	<b>16%</b>	<b>10,37 TL</b>

# AYLIK KEKİK FİYAT TRENDİ (TL)



# AYLIK KEKİK İŞLEM MİKTARI (TON)





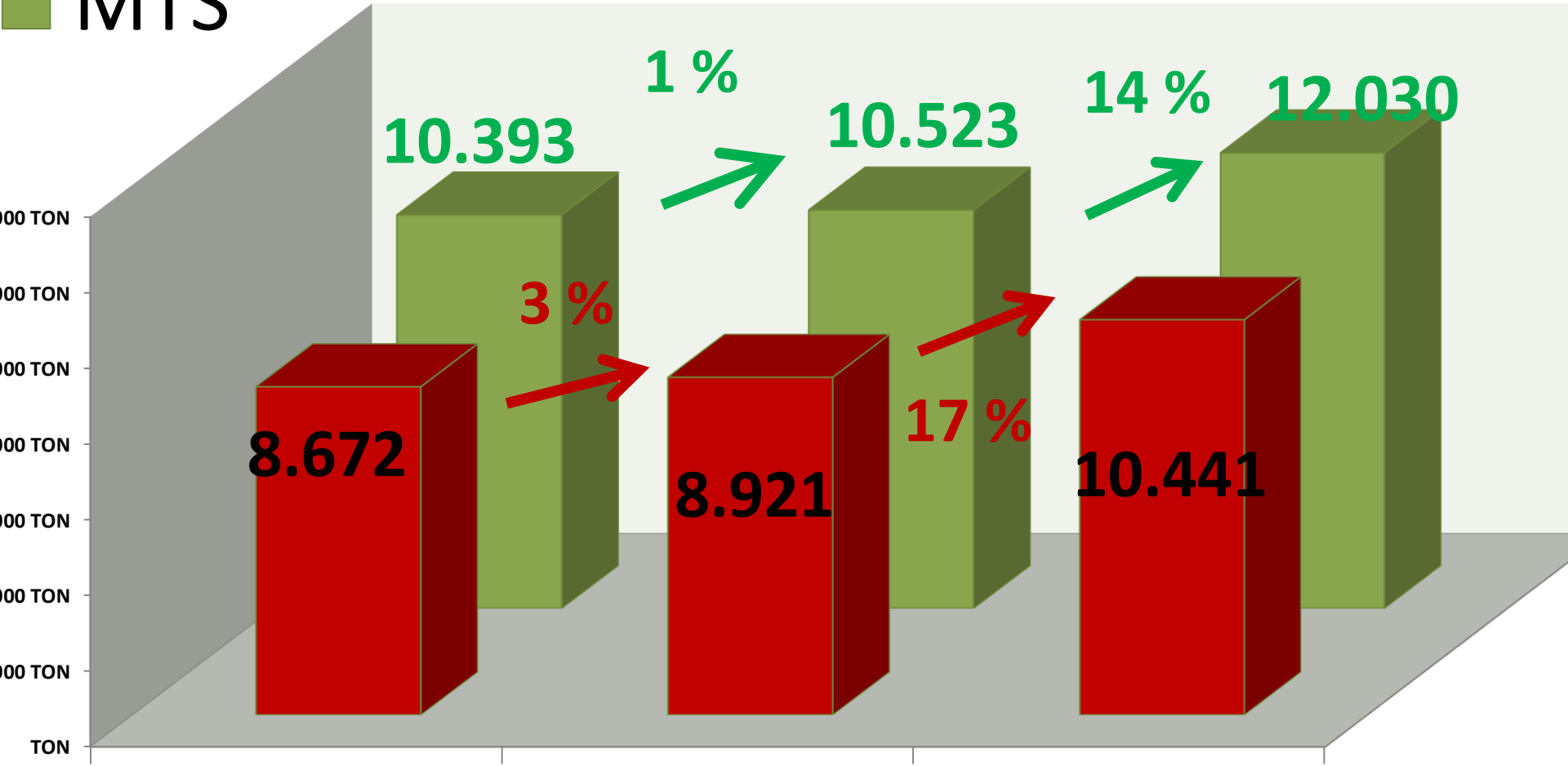
**AYLIK KEKİK MTS İŞLEM MİKTARI ORANLARI**



■ TTS

# YILLIK TOPLAM KEKİK İŞLEM MİKTARI<sub>(TON)</sub>

■ MTS



1 NİSAN 17 -  
31 MART 18

1 NİSAN 18 -  
31 MART 19

1 NİSAN 19 -  
31 MART 20

# ANASON

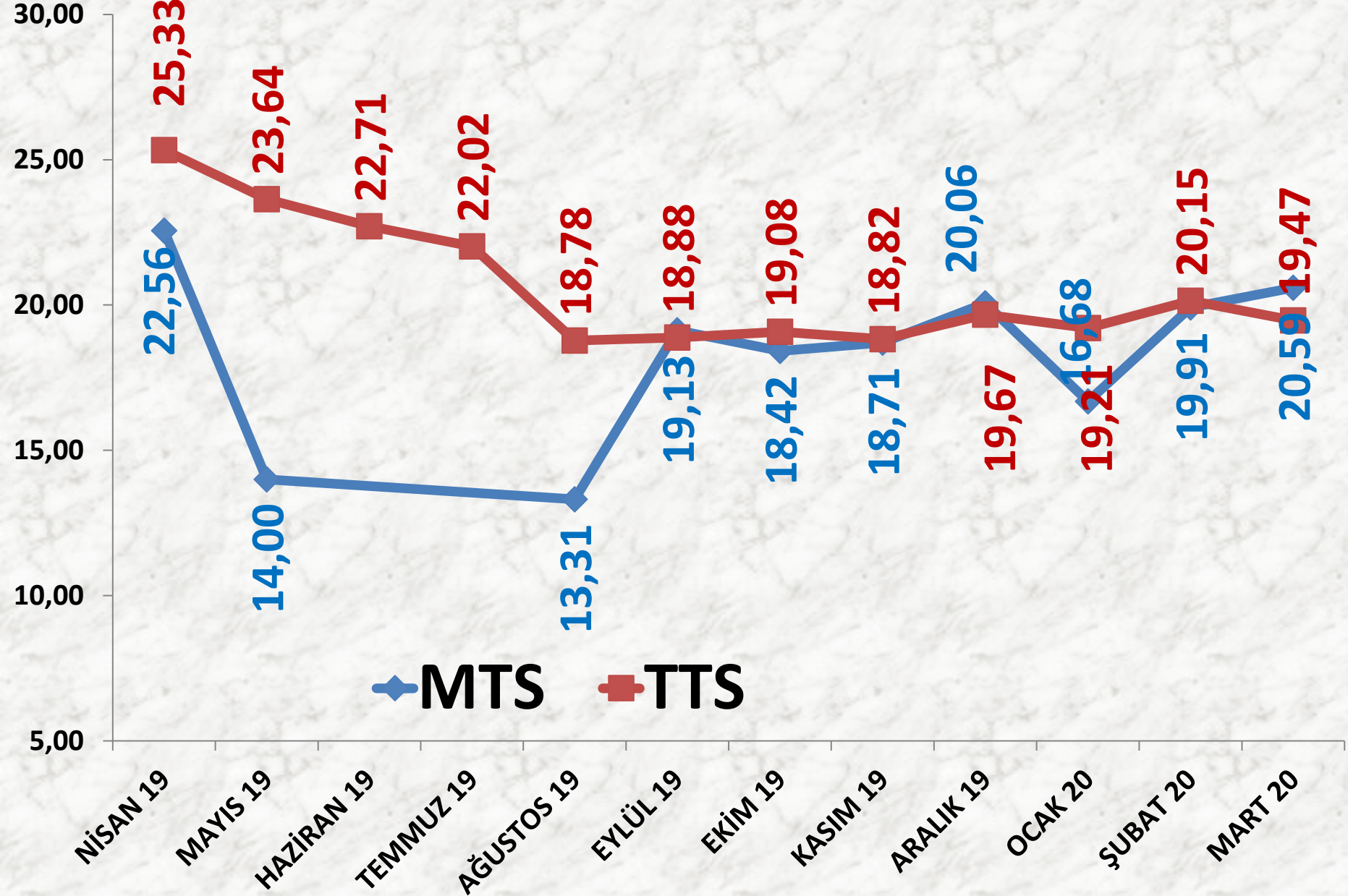
<b>İŞLEM MİKTARI (TON)</b>	<b>2018 MART</b>	<b>2019 MART</b>		<b>2020 MART</b>	
<b>MTS</b>	<b>13 TON</b>	<b>406%</b>	<b>67 TON</b>	<b>214%</b>	<b>211 TON</b>
<b>TTS</b>	<b>283 TON</b>	<b>-88%</b>	<b>35 TON</b>	<b>814%</b>	<b>322 TON</b>

<b>EN AZ FİYAT</b>	<b>2018 MART</b>	<b>2019 MART</b>		<b>2020 MART</b>	
<b>MTS</b>	<b>15,00 TL</b>	<b>-7%</b>	<b>14,00 TL</b>	<b>41%</b>	<b>19,73 TL</b>
<b>TTS</b>	<b>15,00 TL</b>	<b>3%</b>	<b>15,50 TL</b>	<b>23%</b>	<b>19,00 TL</b>

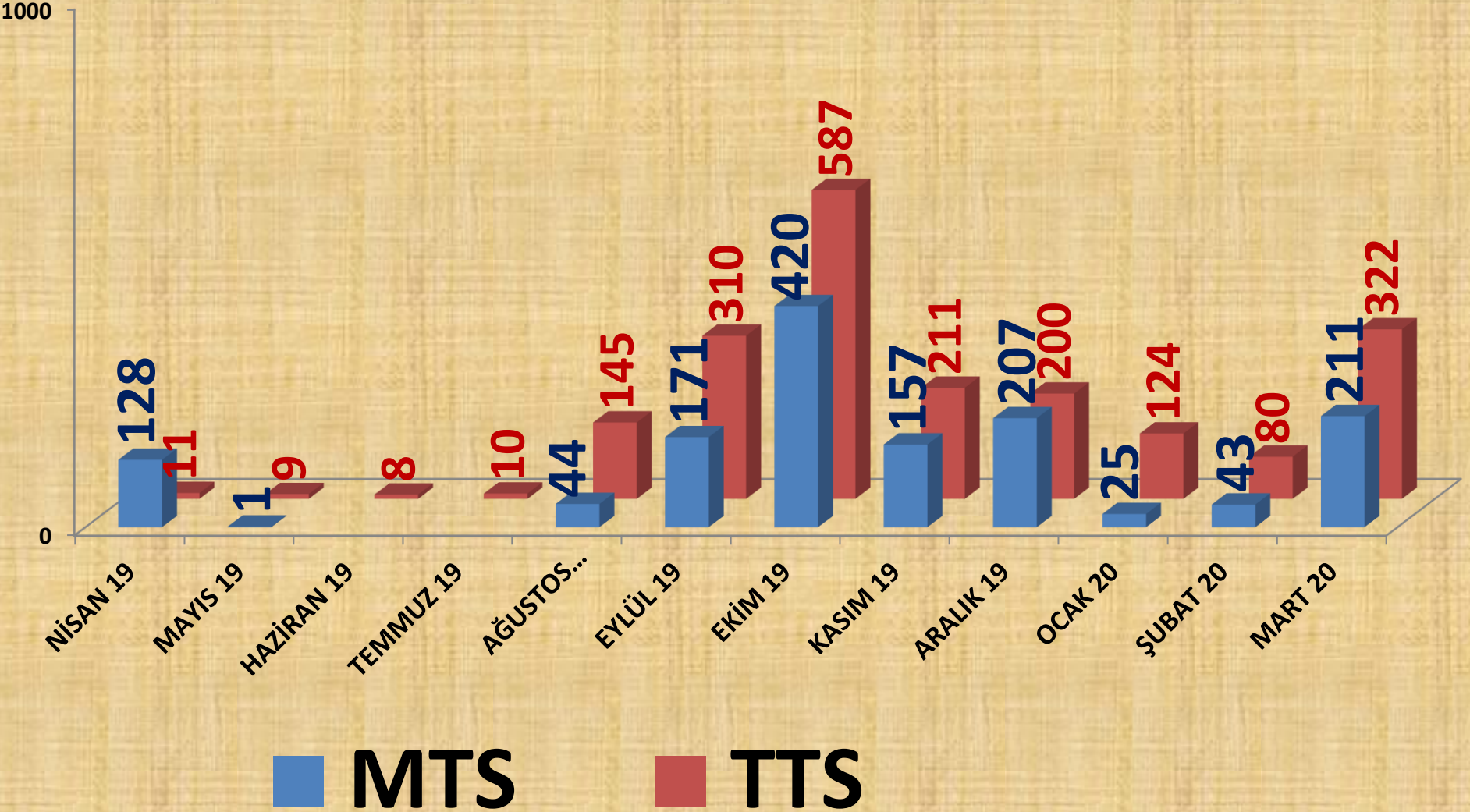
<b>EN ÇOK FİYAT</b>	<b>2018 MART</b>	<b>2019 MART</b>		<b>2020 MART</b>	
<b>MTS</b>	<b>18,36 TL</b>	<b>20%</b>	<b>22,00 TL</b>	<b>14%</b>	<b>25,00 TL</b>
<b>TTS</b>	<b>22,00 TL</b>	<b>27%</b>	<b>28,00 TL</b>	<b>2%</b>	<b>28,50 TL</b>

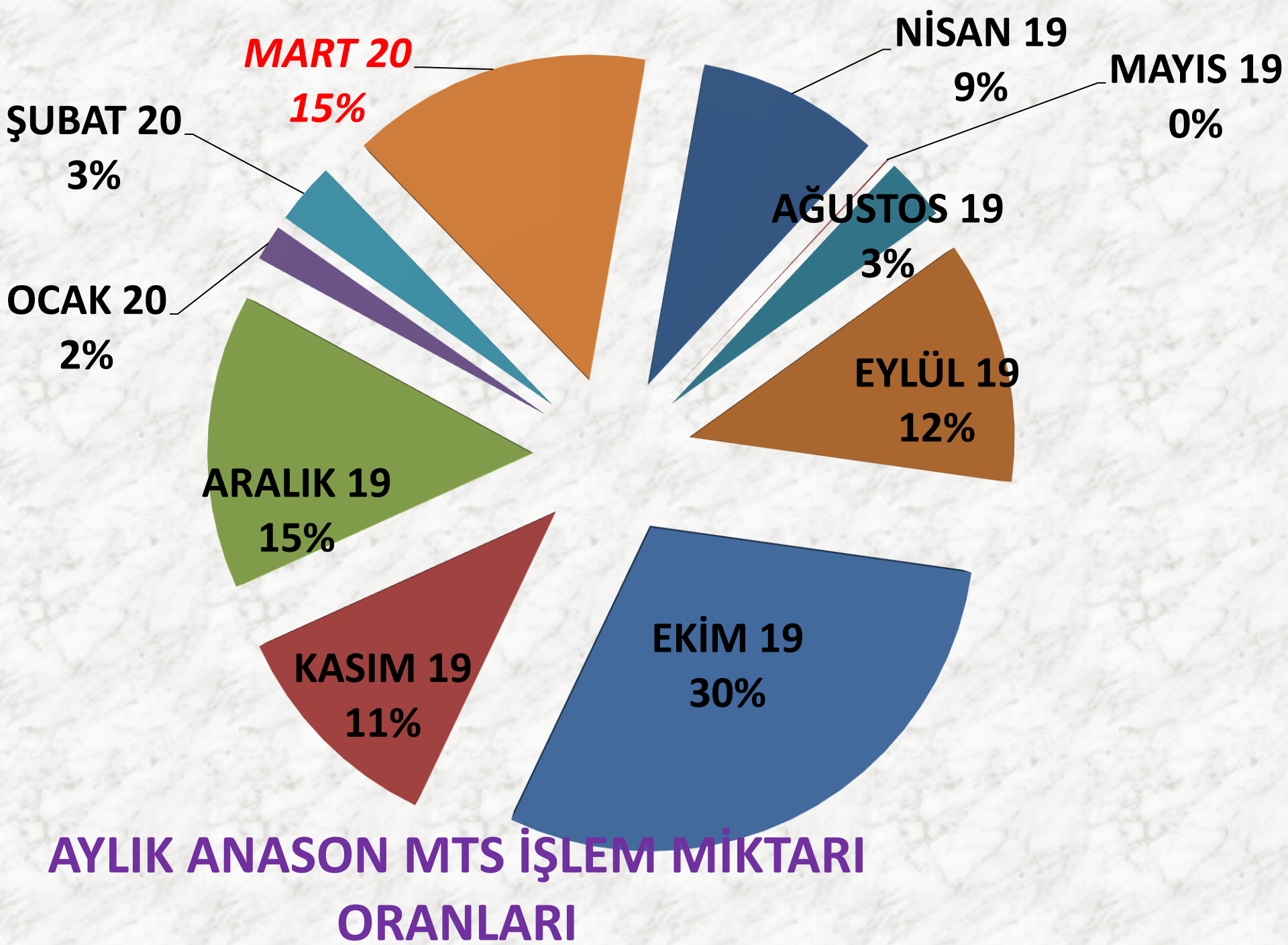
<b>ORT. FİYAT</b>	<b>2018 MART</b>	<b>2019 MART</b>		<b>2020 MART</b>	
<b>MTS</b>	<b>17,73 TL</b>	<b>21%</b>	<b>21,44 TL</b>	<b>-4%</b>	<b>20,59 TL</b>
<b>TTS</b>	<b>16,23 TL</b>	<b>32%</b>	<b>21,51 TL</b>	<b>-9%</b>	<b>19,47 TL</b>

# AYLIK ANASON FİYAT TRENDİ (TL)



# AYLIK ANASON İŞLEM MİKTARI (TON)



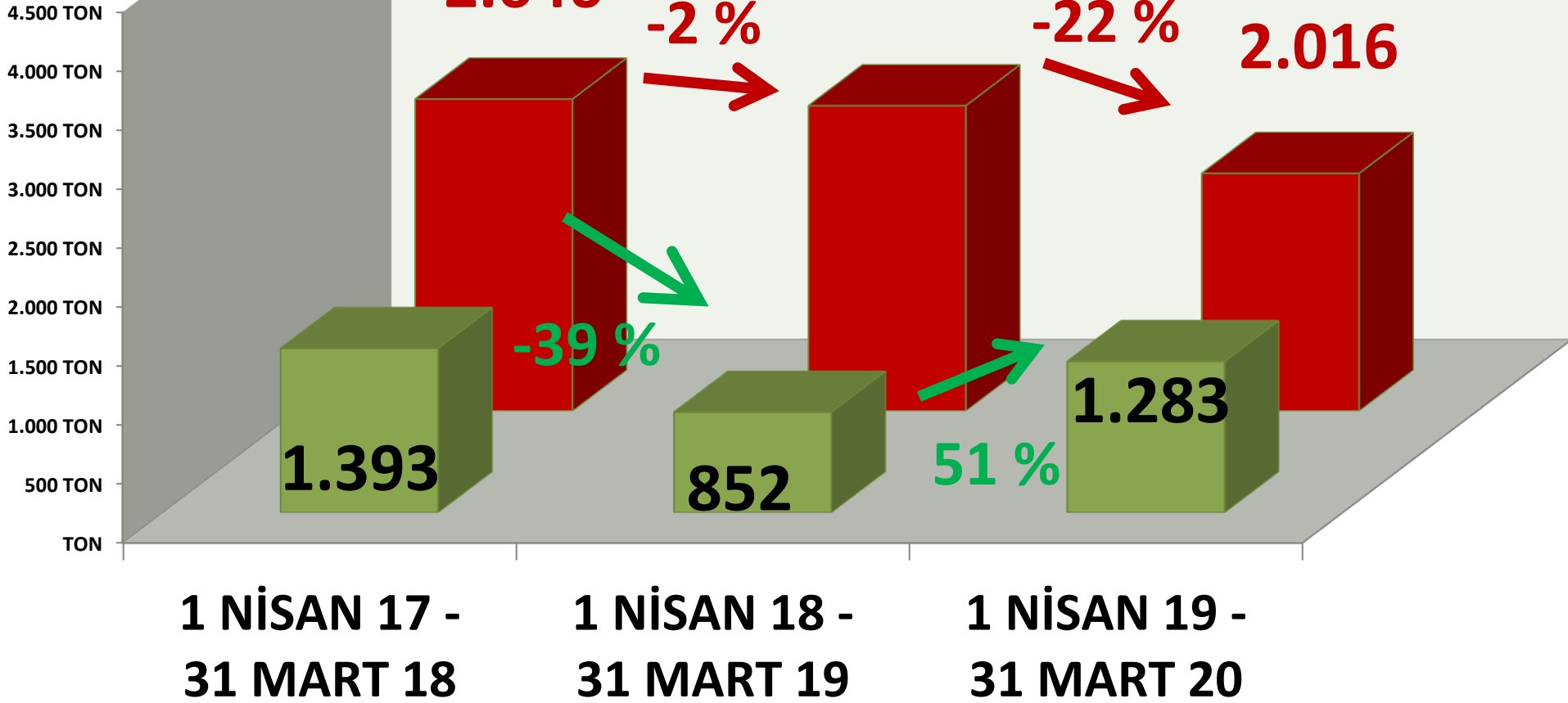


**AYLIK ANASON MTS İŞLEM MİKTARI  
ORANLARI**

# YILLIK TOPLAM ANASON İŞLEM MİKTARI<sub>(TON)</sub>

■ MTS

■ TTS



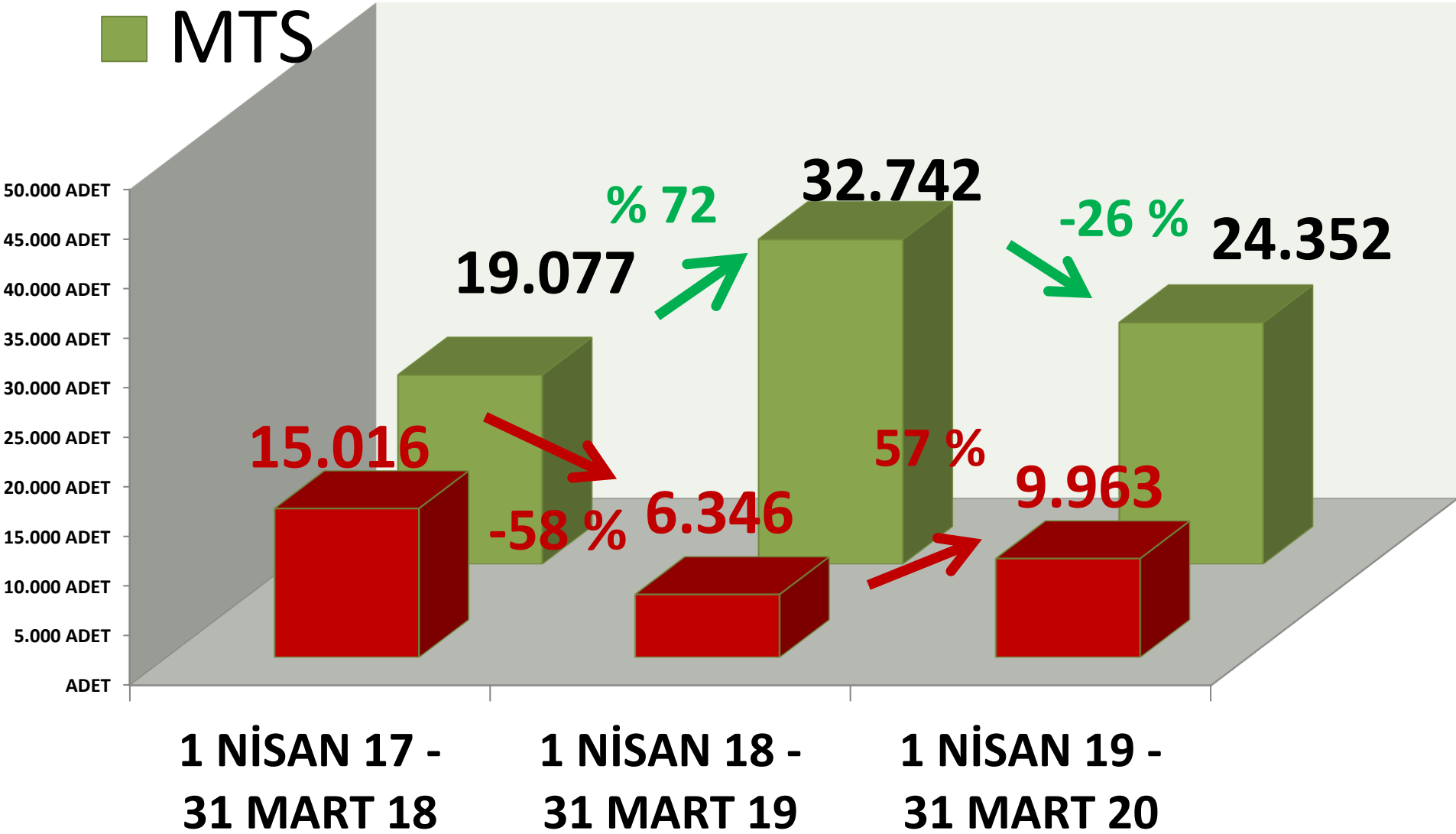
# KASAPLIK CANLI HAYVAN

BÜYÜKBAŞ (ADET)	2018 MART	2019 MART		2020 MART	
MTS	1686 ADET	49%	2519 ADET	-51%	1236 ADET
TTS	754 ADET	-26%	557 ADET	94%	1078 ADET

KÜÇÜKBAŞ (ADET)	2018 MART	2019 MART		2020 MART	
MTS	3088 ADET	-14%	2665 ADET	8%	2871 ADET
TTS	476 ADET	106%	979 ADET	-7%	908 ADET

# TTS YILLIK TOPLAM BÜYÜKBAŞ İŞLEM (ADET)

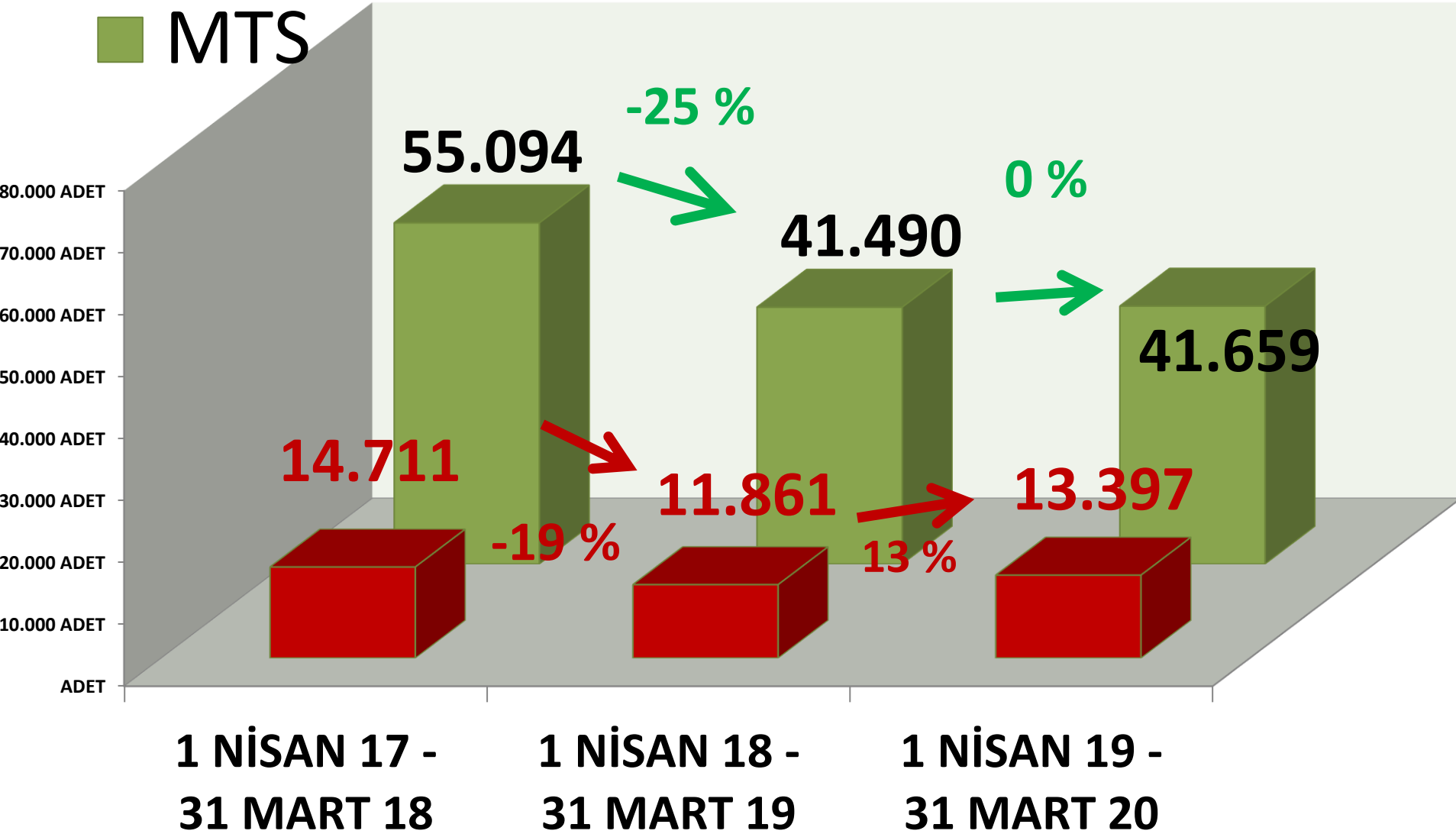
■ MTS





# ■ TTS YILLIK TOPLAM KÜÇÜKBAŞ İŞLEM<sub>(ADET)</sub>

■ MTS





DİNLEDİĞİNİZ İÇİN  
TEŞEKKÜR EDERİM

RECEP MENGİ

