



MAYIS 2020 TESCİL SUNUMU



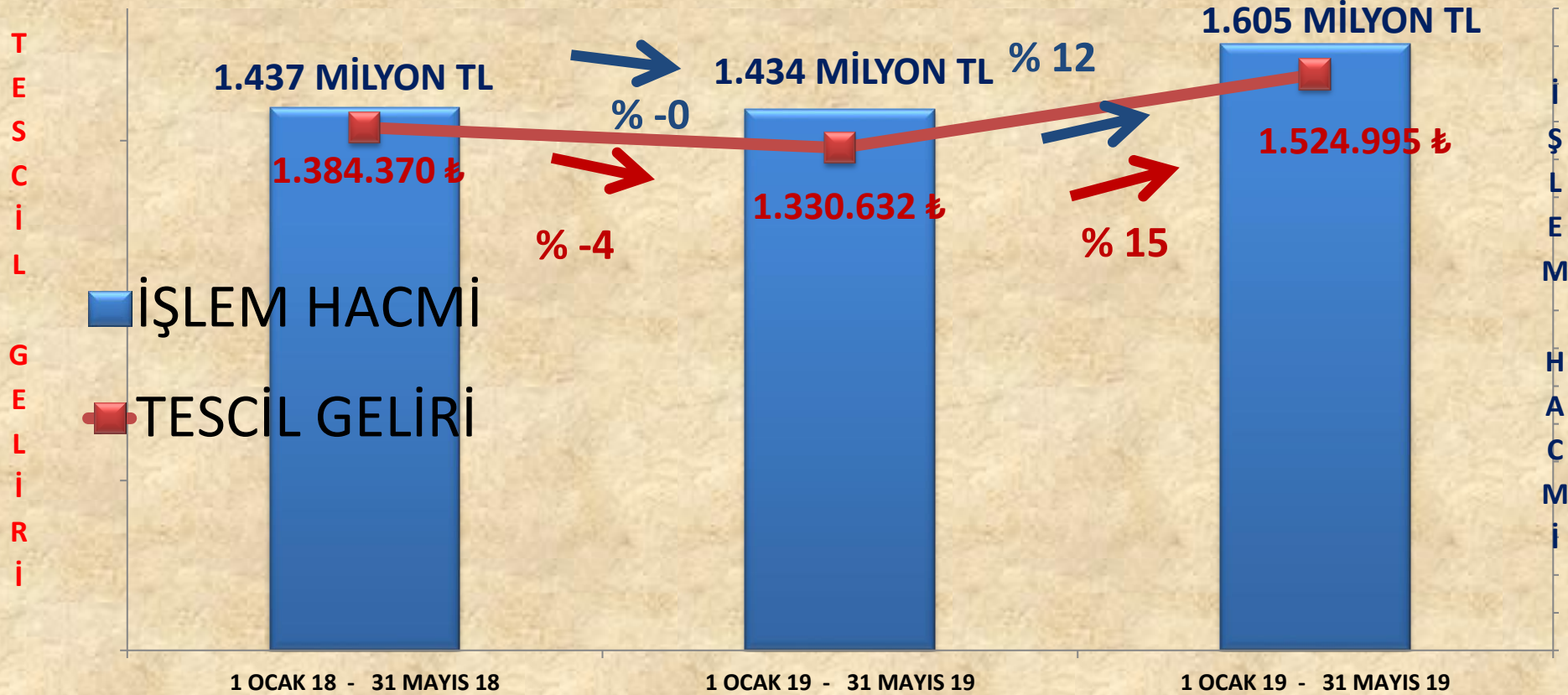
İŞLEM HACMİ VE TESCİL GELİRİ VERİLERİ

	2018 MAYIS		2019 MAYIS		2020 MAYIS
İŞLEM HACMİ	196 MİLYON TL	11%	217 MİLYON TL	-16%	181 MİLYON TL
TESCİL GELİRİ	180.183 TL	10%	198.243 TL	-17%	165.303 TL



İŞLEM HACMİ VE TESCİL GELİRİ VERİLERİ

	1 OCAK 18 - 31 MAYIS 18		1 OCAK 19 - 31 MAYIS 19		1 OCAK 20 - 31 MAYIS 20
İŞLEM HACMİ	1.437 MİLYON TL	0%	1.434 MİLYON TL	12%	1.605 MİLYON TL
TESCİL GELİRİ	1.384.370 TL	-4%	1.330.632 TL	15%	1.524.995 TL



ARPA

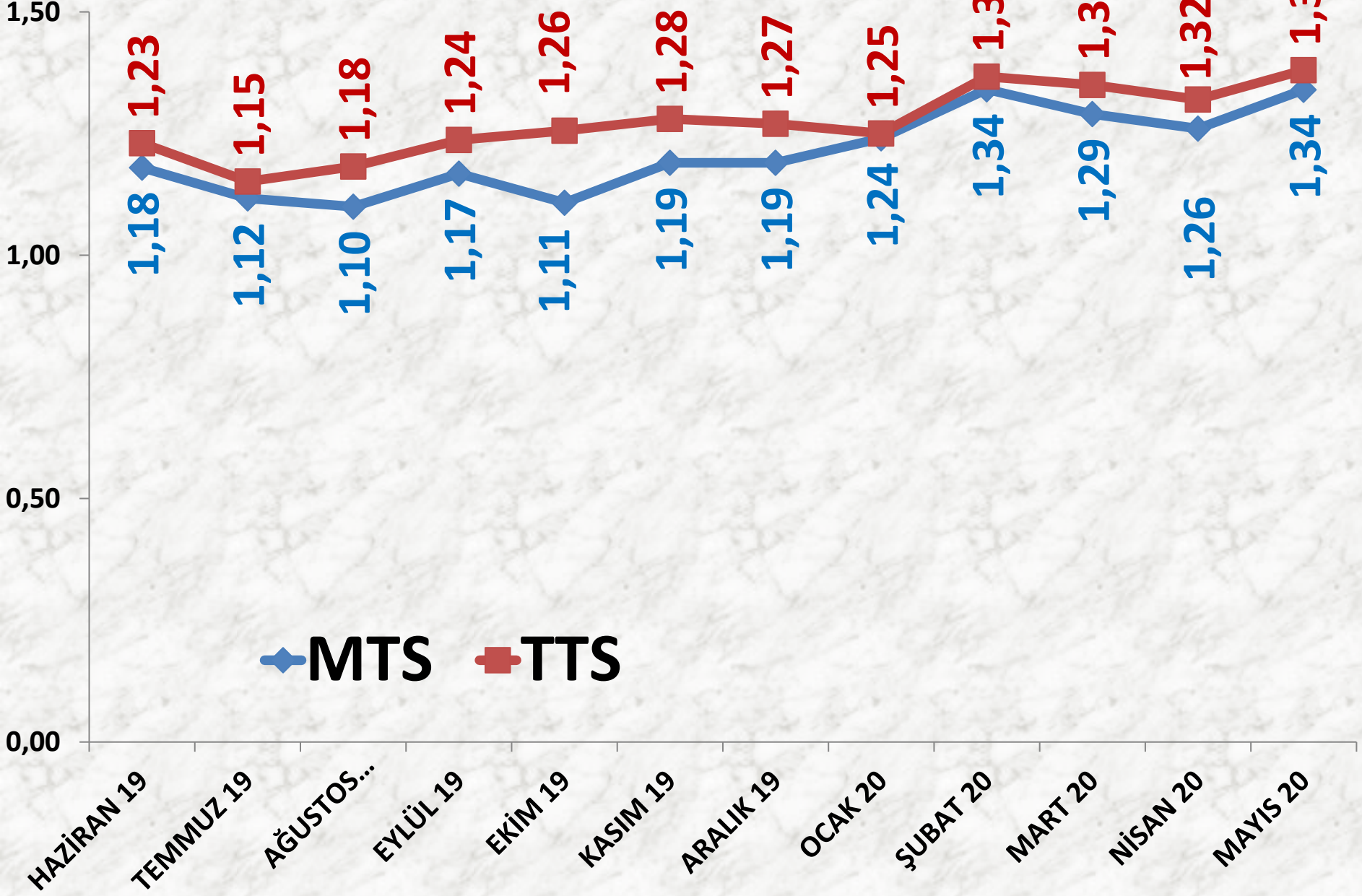
İŞLEM HACMİ (TON)	2018 MAYIS	2019 MAYIS		2020 MAYIS	
<i>MTS</i>	34 TON	71%	59 TON	247%	203 TON
<i>TTS</i>	159 TON	375%	756 TON	-33%	505 TON

EN AZ FİYAT	2018 MAYIS	2019 MAYIS		2020 MAYIS	
MTS	0,90 TL	22%	1,10 TL	9%	1,20 TL
TTS	0,83 TL	34%	1,11 TL	8%	1,20 TL

EN ÇOK FİYAT	2018 MAYIS	2019 MAYIS		2020 MAYIS	
MTS	0,95 TL	32%	1,25 TL	10%	1,38 TL
TTS	1,09 TL	4%	1,13 TL	24%	1,40 TL

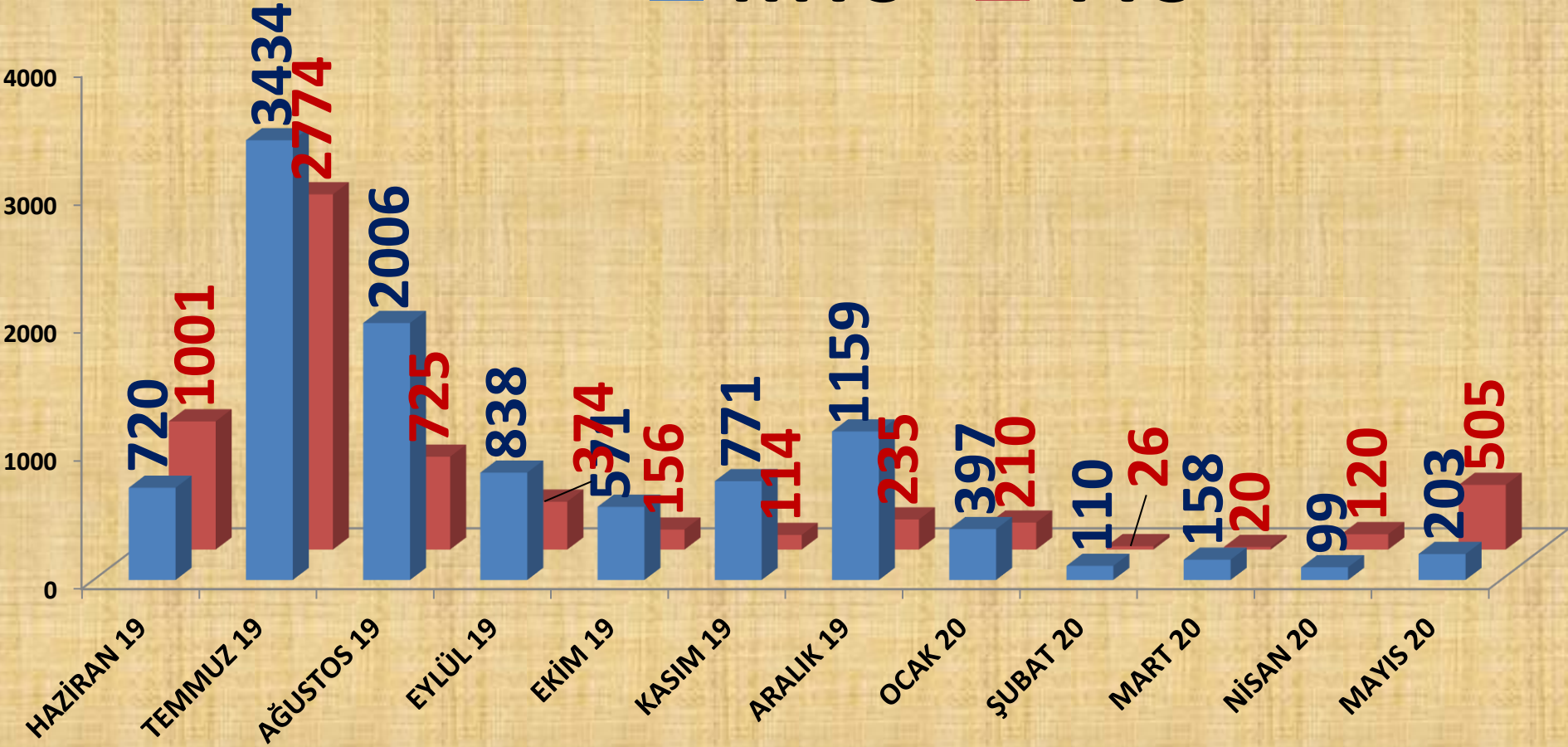
ORT. FİYAT	2018 MAYIS	2019 MAYIS		2020 MAYIS	
MTS	0,93 TL	33%	1,24 TL	8%	1,34 TL
TTS	0,90 TL	24%	1,12 TL	23%	1,38 TL

AYLIK ARPA FİYAT TRENDİ (TL)



AYLIK ARPA İŞLEM MİKTARI (TON)

■ MTS ■ TTS



NİSAN 20

1%

ARALIK 19

11%

MAYIS 20

2%

MART 20

2%

ŞUBAT 20

1%

HAZİRAN 19

7%

OCAK 20

4%

KASIM 19

7%

TEMMUZ 19

33%

EKİM 19

5%

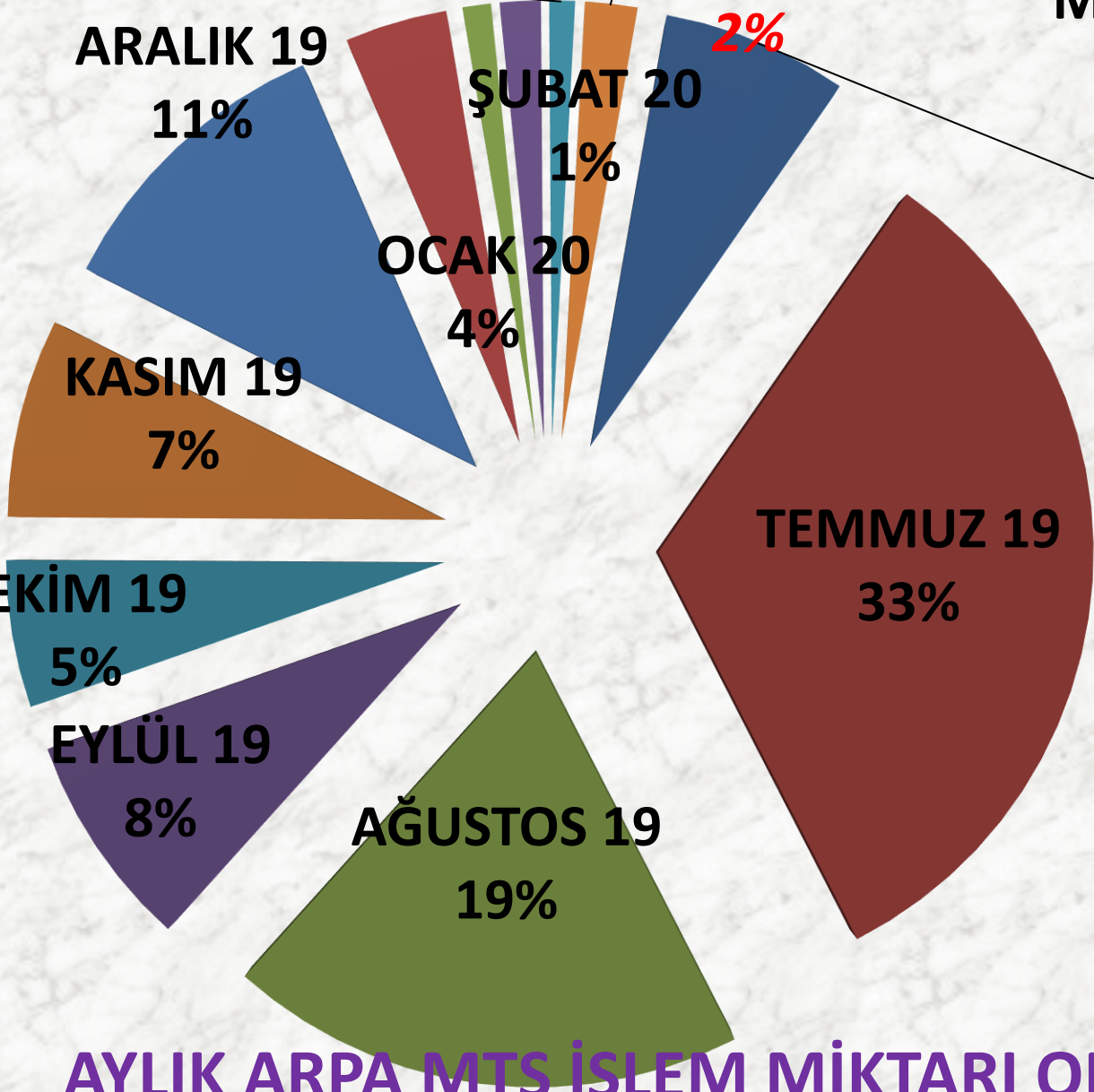
EYLÜL 19

8%

AĞUSTOS 19

19%

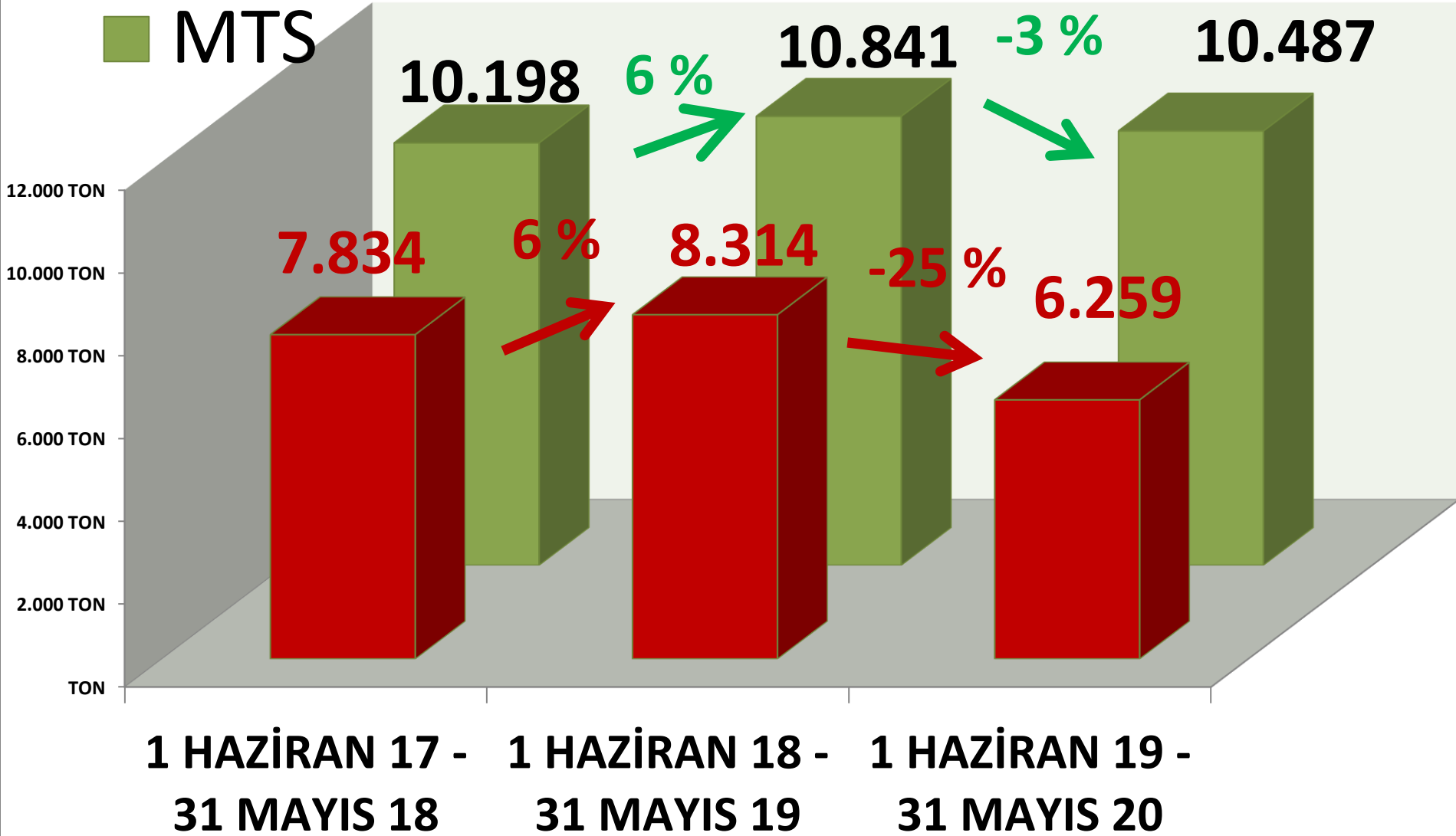
AYLIK ARPA MTS İŞLEM MİKTARI ORANLARI



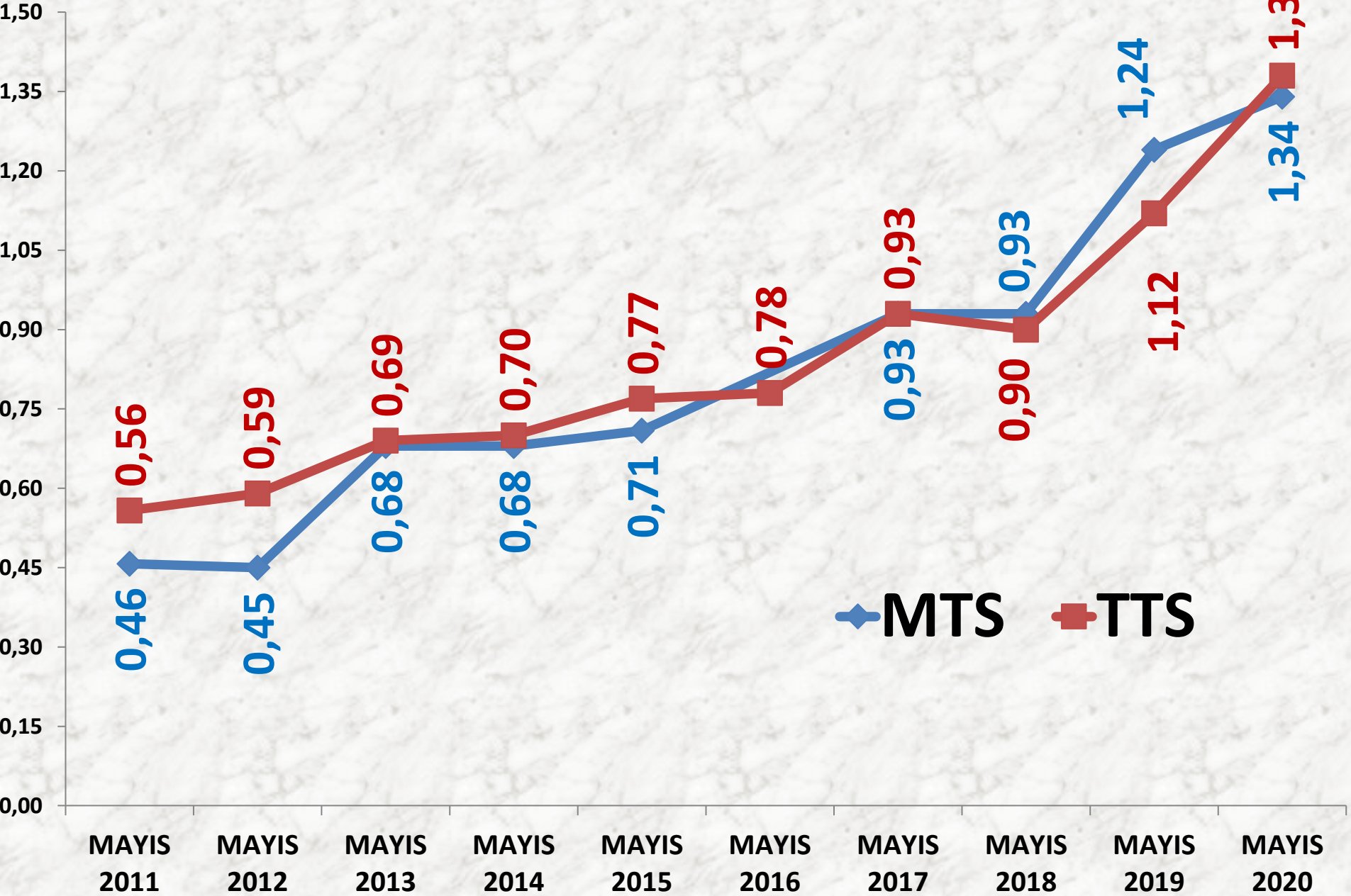
■ TTS

YILLIK ARPA İŞLEM MİKTARI (TON)

■ MTS



MAYIS AYLARI ARPA FİYAT TRENDİ (TL)



BUĞDAY

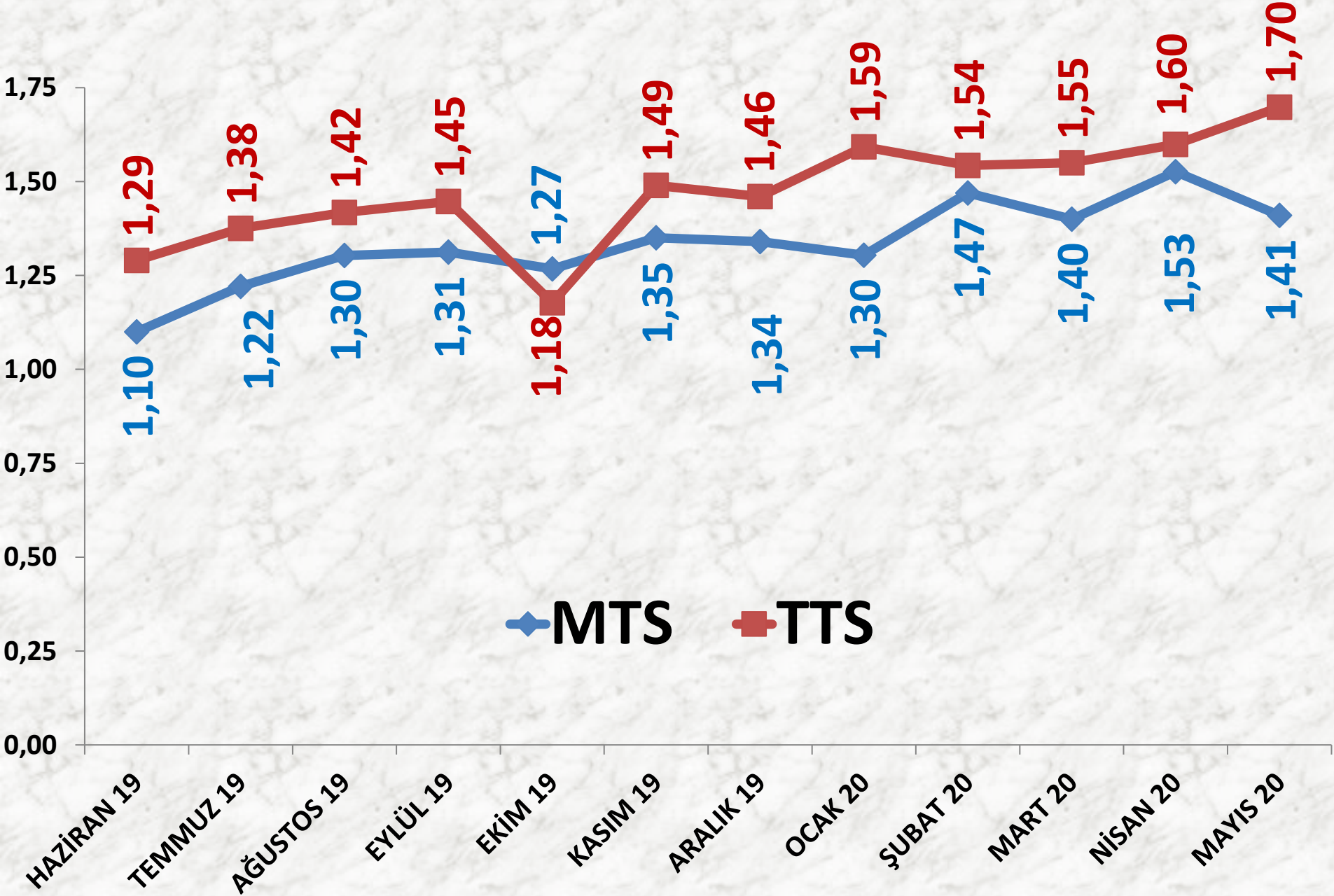
İŞLEM MİKTARI (TON)	2018 MAYIS	2019 MAYIS		2020 MAYIS	
<i>MTS</i>	237 TON	-95%	13 TON	1753%	234 TON
<i>TTS</i>	1.236 TON	-	-	-	530 TON

EN AZ FİYAT	2018 MAYIS	2019 MAYIS		2020 MAYIS	
MTS	0,90 TL	11%	1,00 TL	10%	1,10 TL
TTS	0,90 TL	-	-	-	1,25 TL

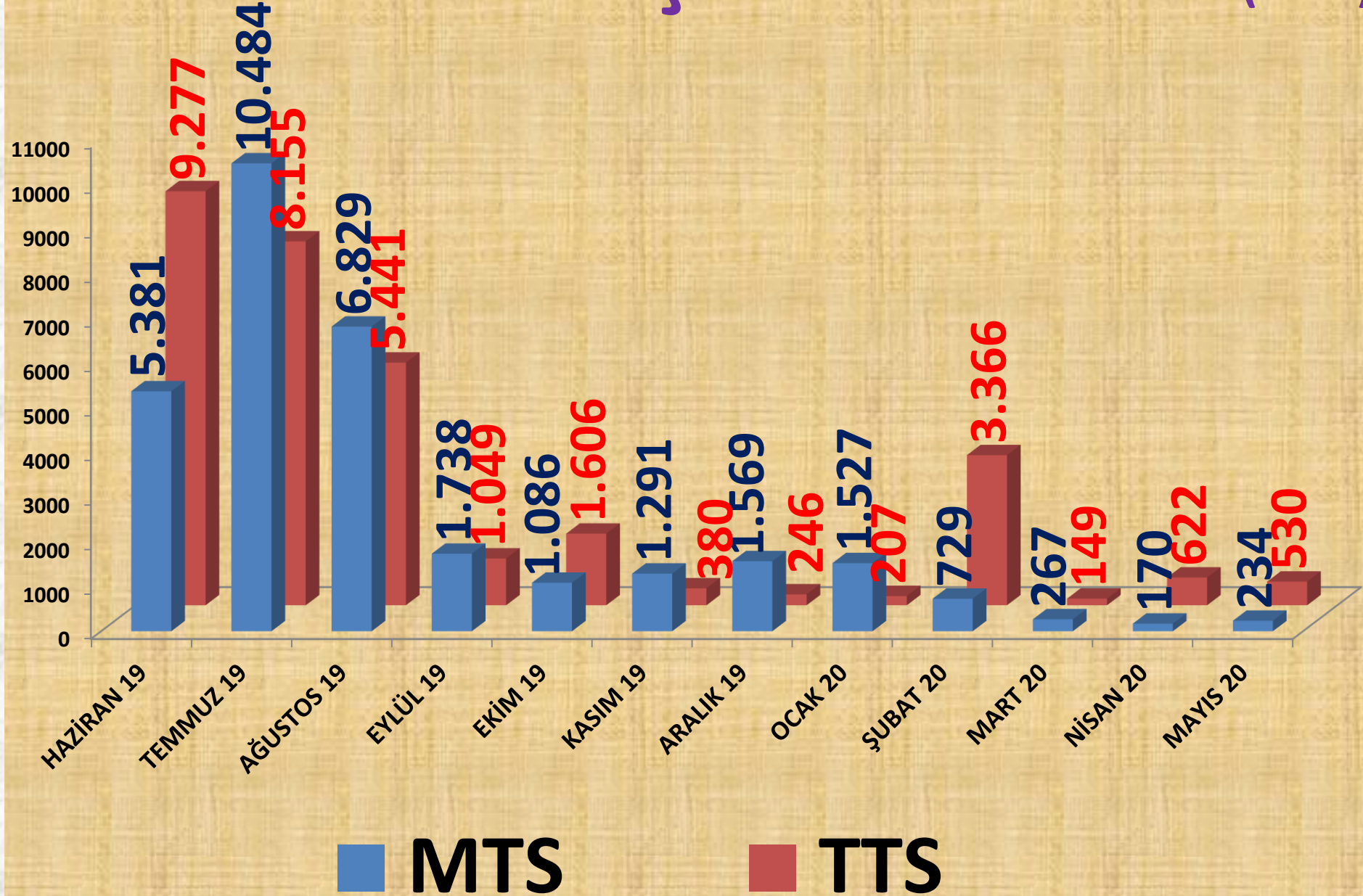
EN ÇOK FİYAT	2018 MAYIS	2019 MAYIS		2020 MAYIS	
MTS	1,01 TL	167%	2,70 TL	-39%	1,65 TL
TTS	1,08 TL	-	-	-	2,60 TL

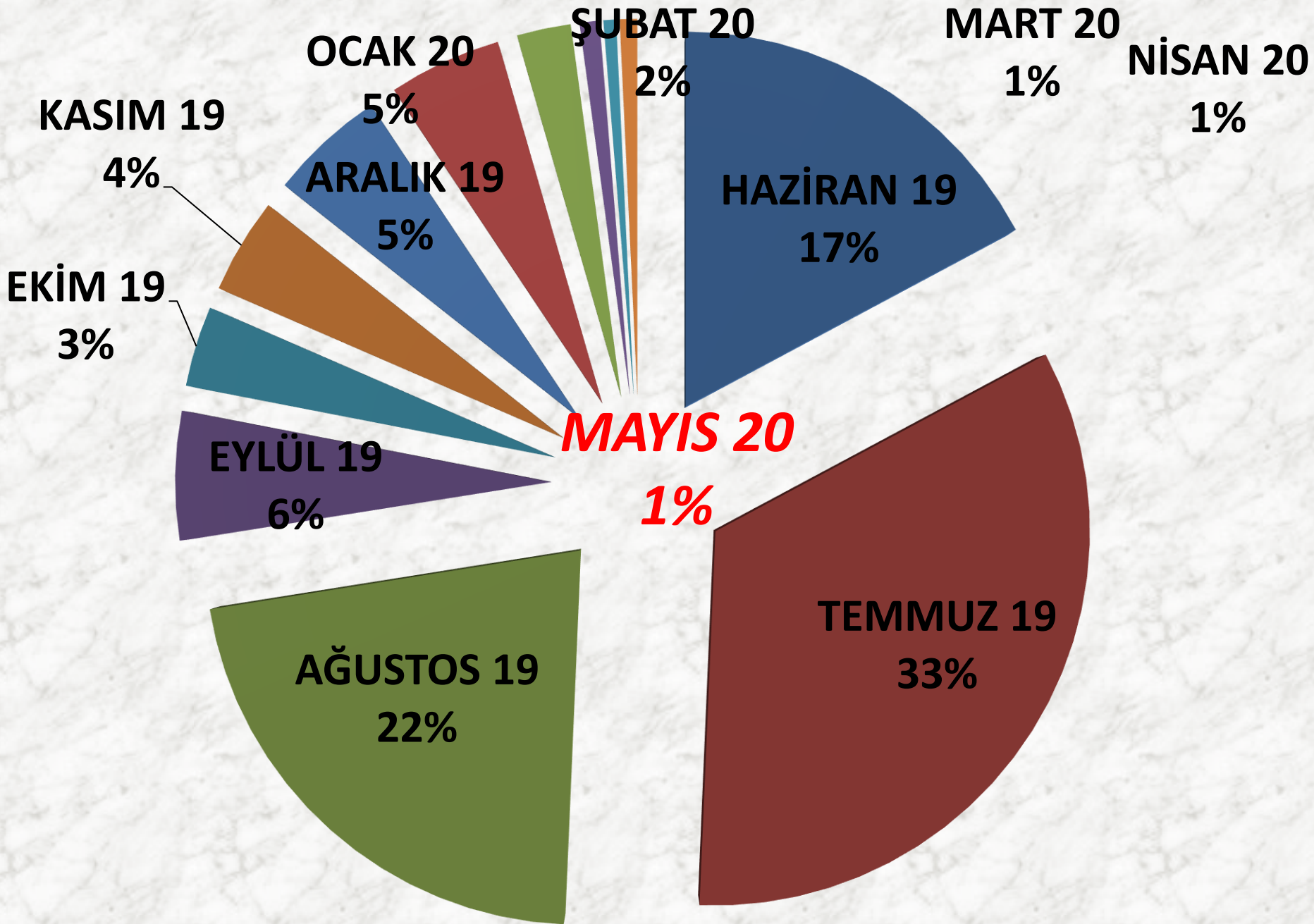
ORT. FİYAT	2018 MAYIS	2019 MAYIS		2020 MAYIS	
MTS	0,94 TL	73%	1,63 TL	-13%	1,41 TL
TTS	0,97 TL	-	-	-	1,70 TL

AYLIK BUĞDAY FİYAT TRENDİ (TL)



AYLIK BUĞDAY İŞLEM MİKTARI (TON)



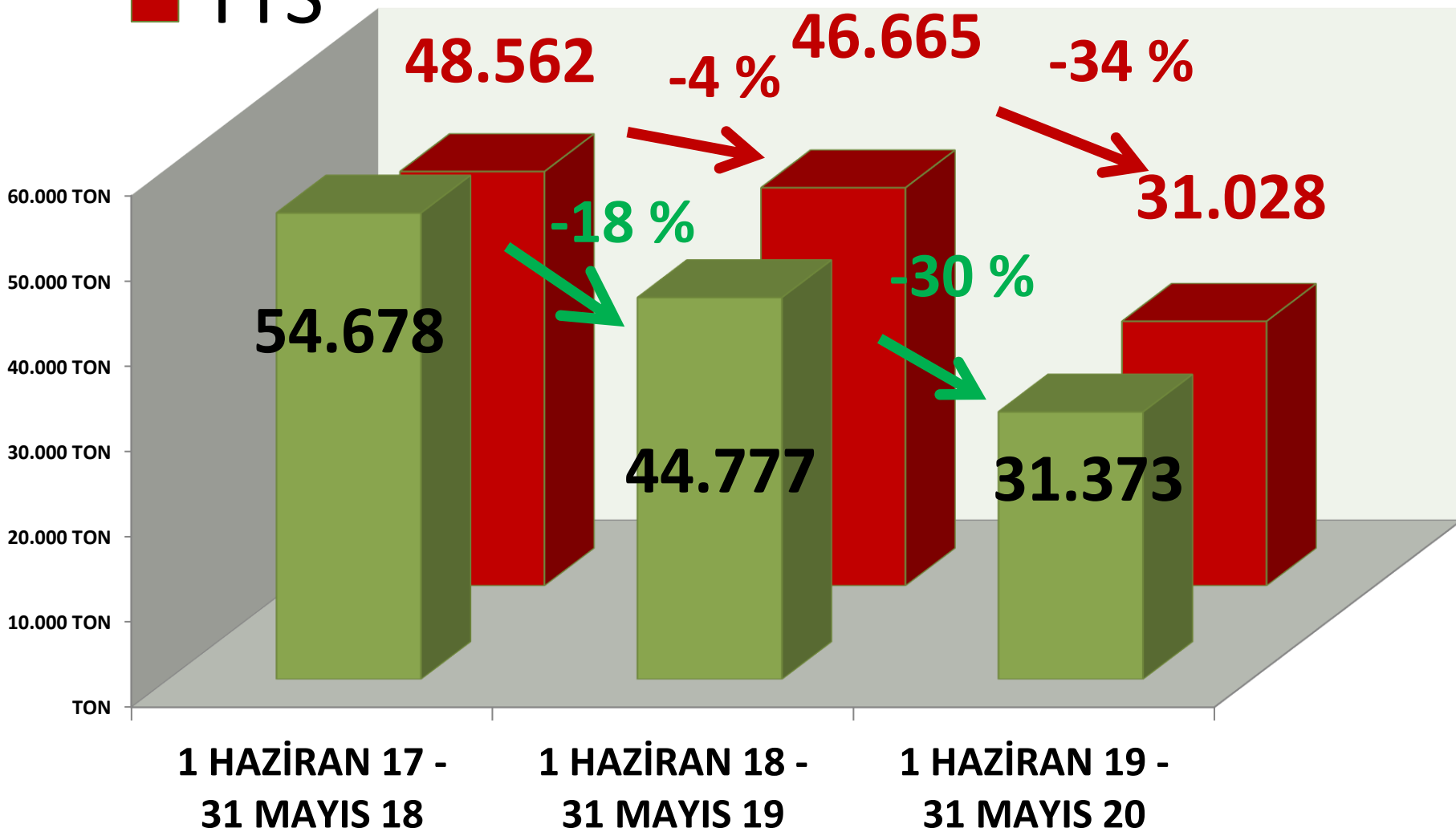


AYLIK BUĞDAY MTS İŞLEM MİKTARI ORANLARI

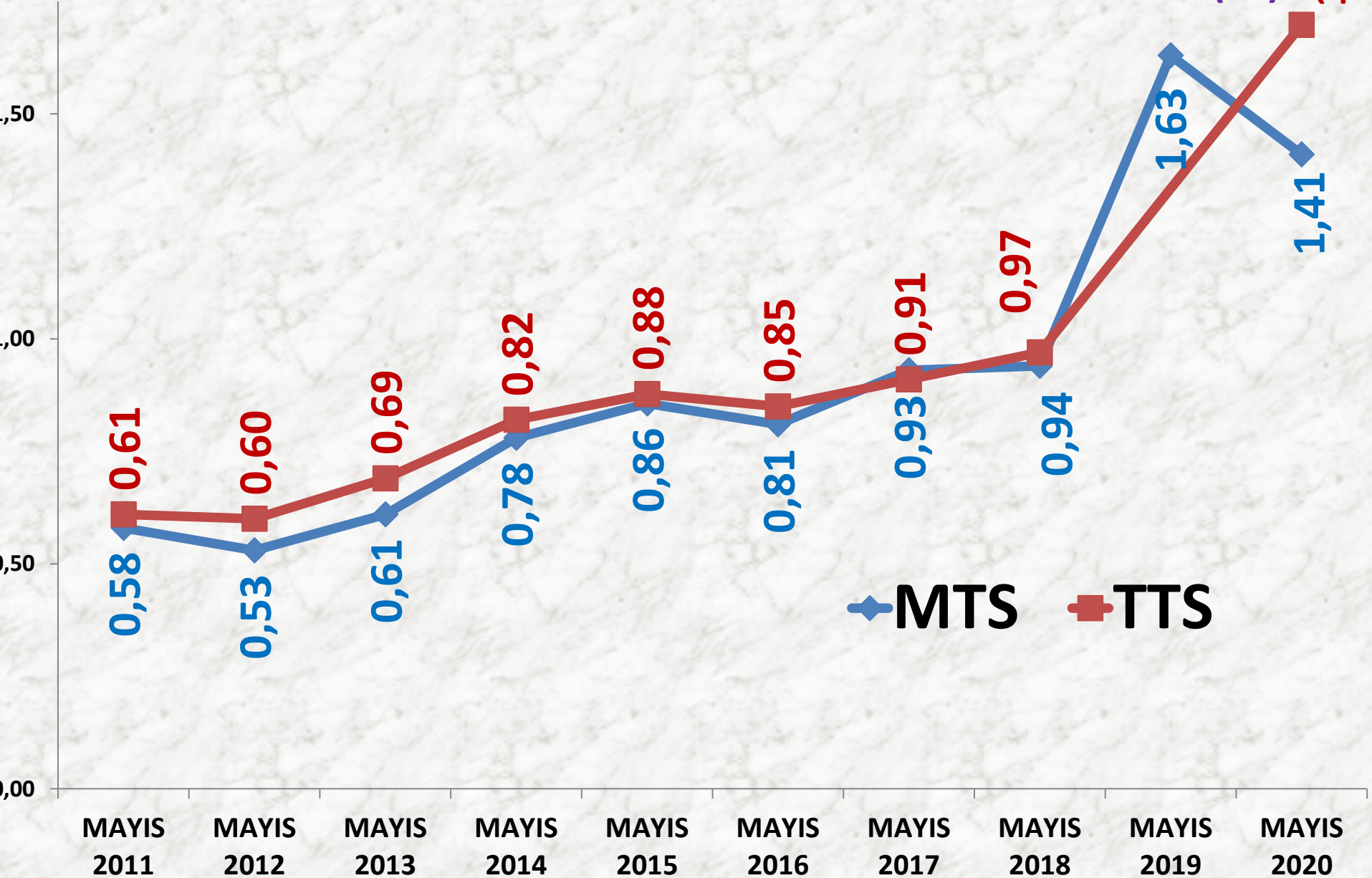
YILLIK BUĞDAY İŞLEM MİKTARI (TON)

■ MTS

■ TTS



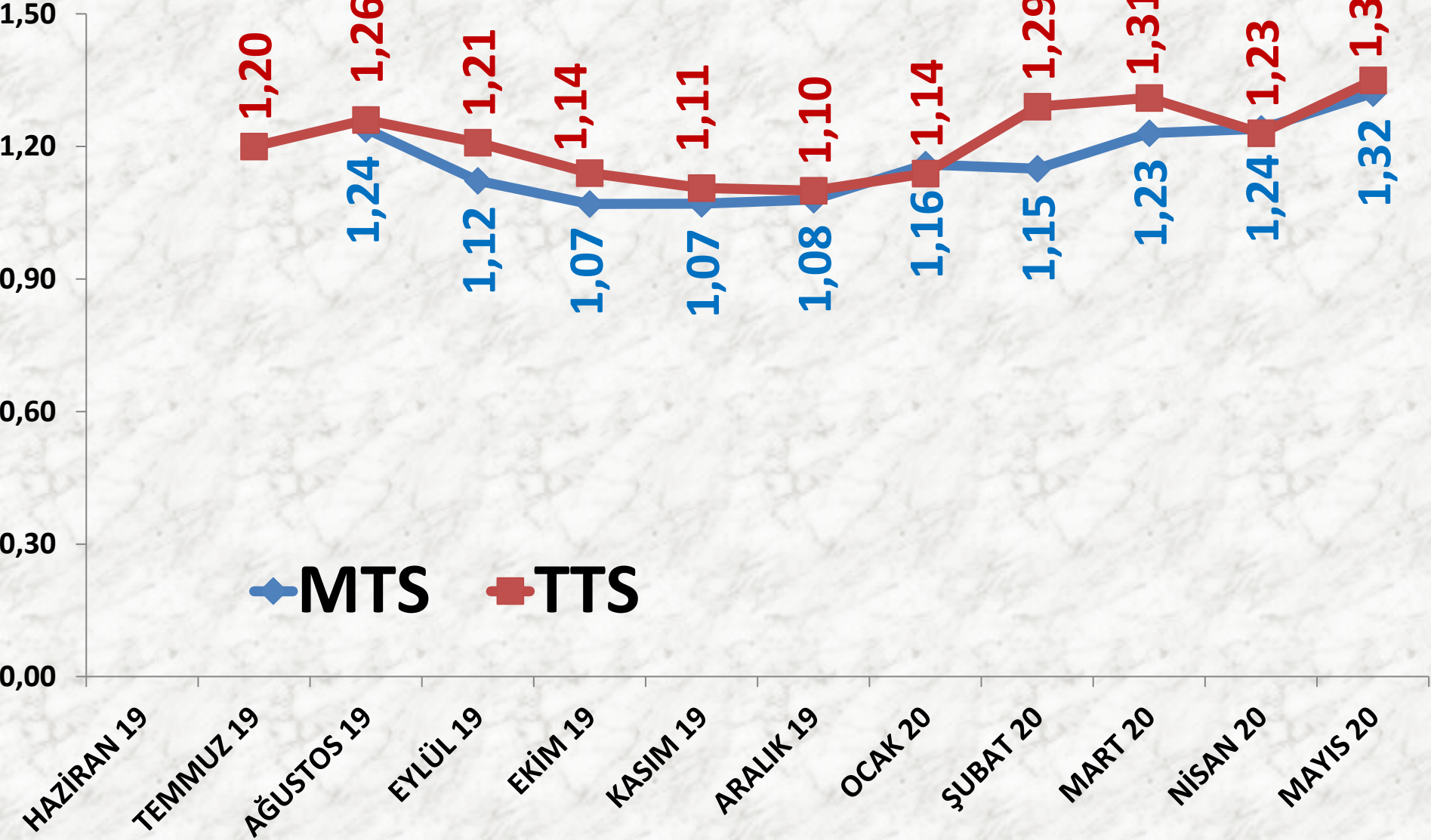
MAYIS AYLARI BUĞDAY FİYAT ORT. (TL)



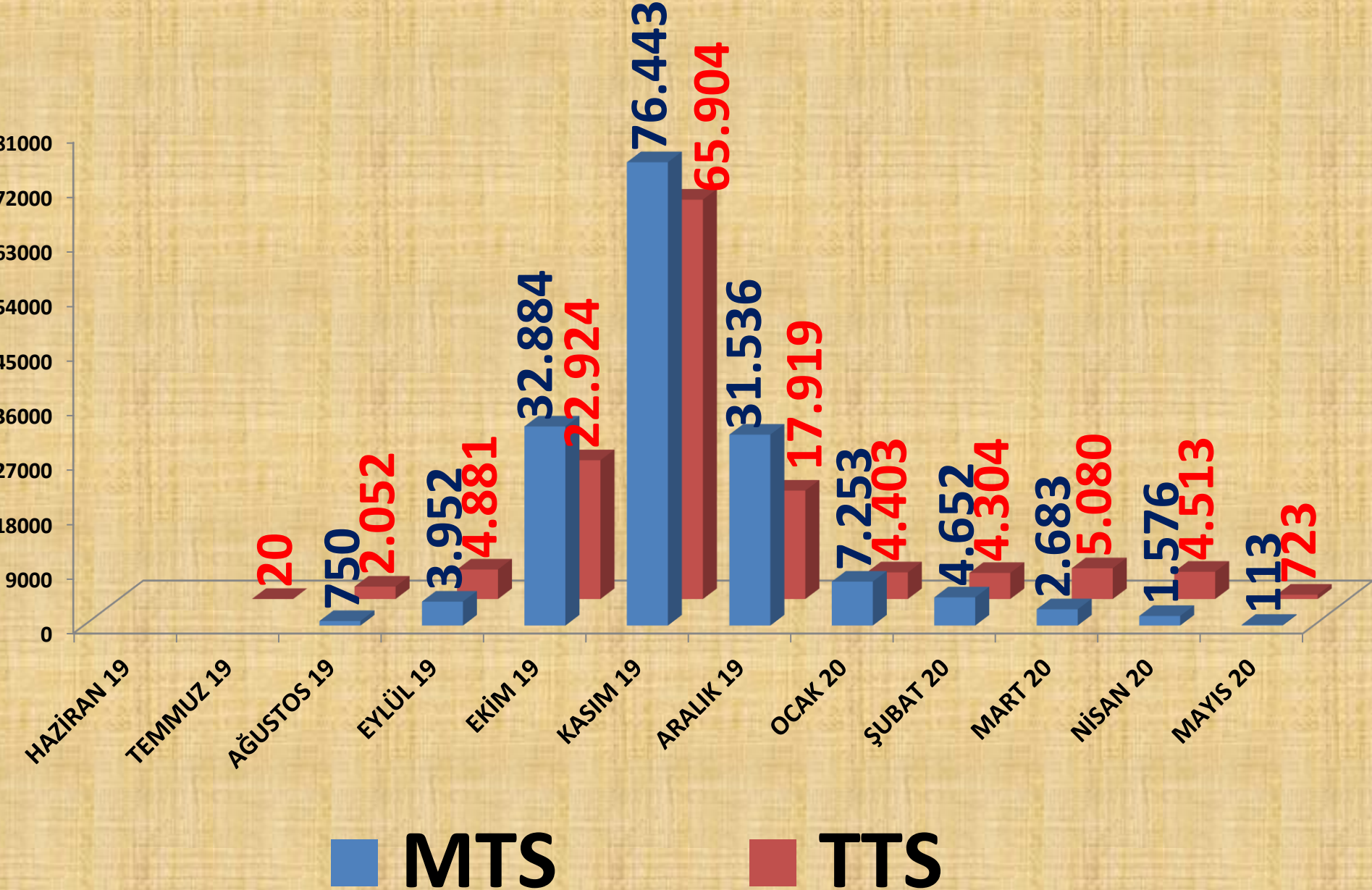
MISIR DANE

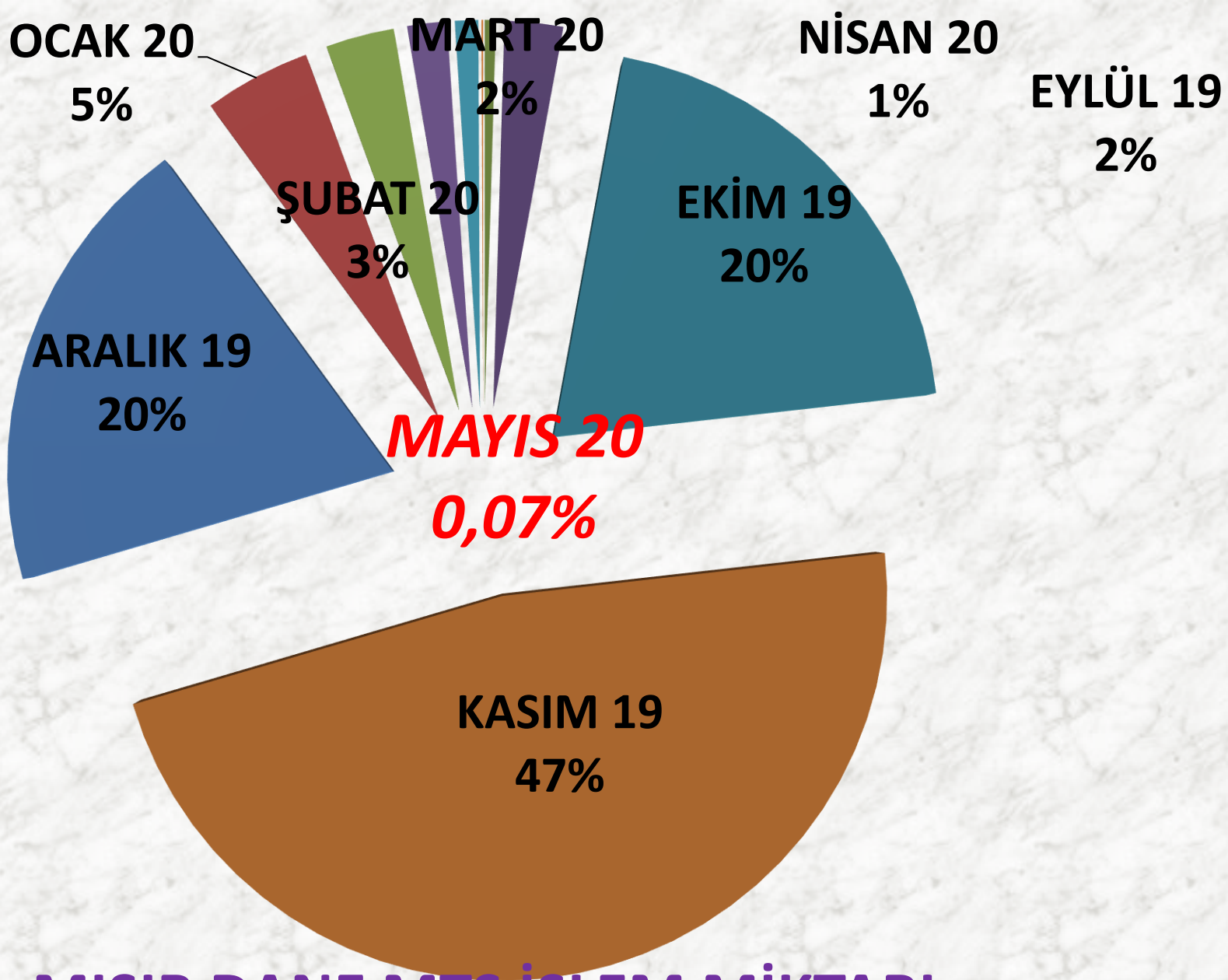
İŞLEM MİKTARI (TON)	2018 MAYIS	2019 MAYIS		2020 MAYIS	
<i>MTS</i>	61 TON	348%	274 TON	-59%	113 TON
<i>TTS</i>	86 TON	193%	250 TON	189%	723 TON
EN AZ FİYAT	2018 MAYIS	2019 MAYIS		2020 MAYIS	
<i>MTS</i>	0,80 TL	50%	1,20 TL	-8%	1,10 TL
<i>TTS</i>	1,00 TL	31%	1,31 TL	-5%	1,25 TL
EN ÇOK FİYAT	2018 MAYIS	2019 MAYIS		2020 MAYIS	
<i>MTS</i>	0,97 TL	34%	1,30 TL	8%	1,40 TL
<i>TTS</i>	1,15 TL	14%	1,31 TL	15%	1,50 TL
ORT. FİYAT	2018 MAYIS	2019 MAYIS		2020 MAYIS	
<i>MTS</i>	0,77 TL	68%	1,29 TL	2%	1,32 TL
<i>TTS</i>	1,06 TL	23%	1,31 TL	3%	1,35 TL

AYLIK MISIR DANE FİYAT TRENDİ (TL)



AYLIK MISIR DANE İŞLEM MİKTARI (TON)

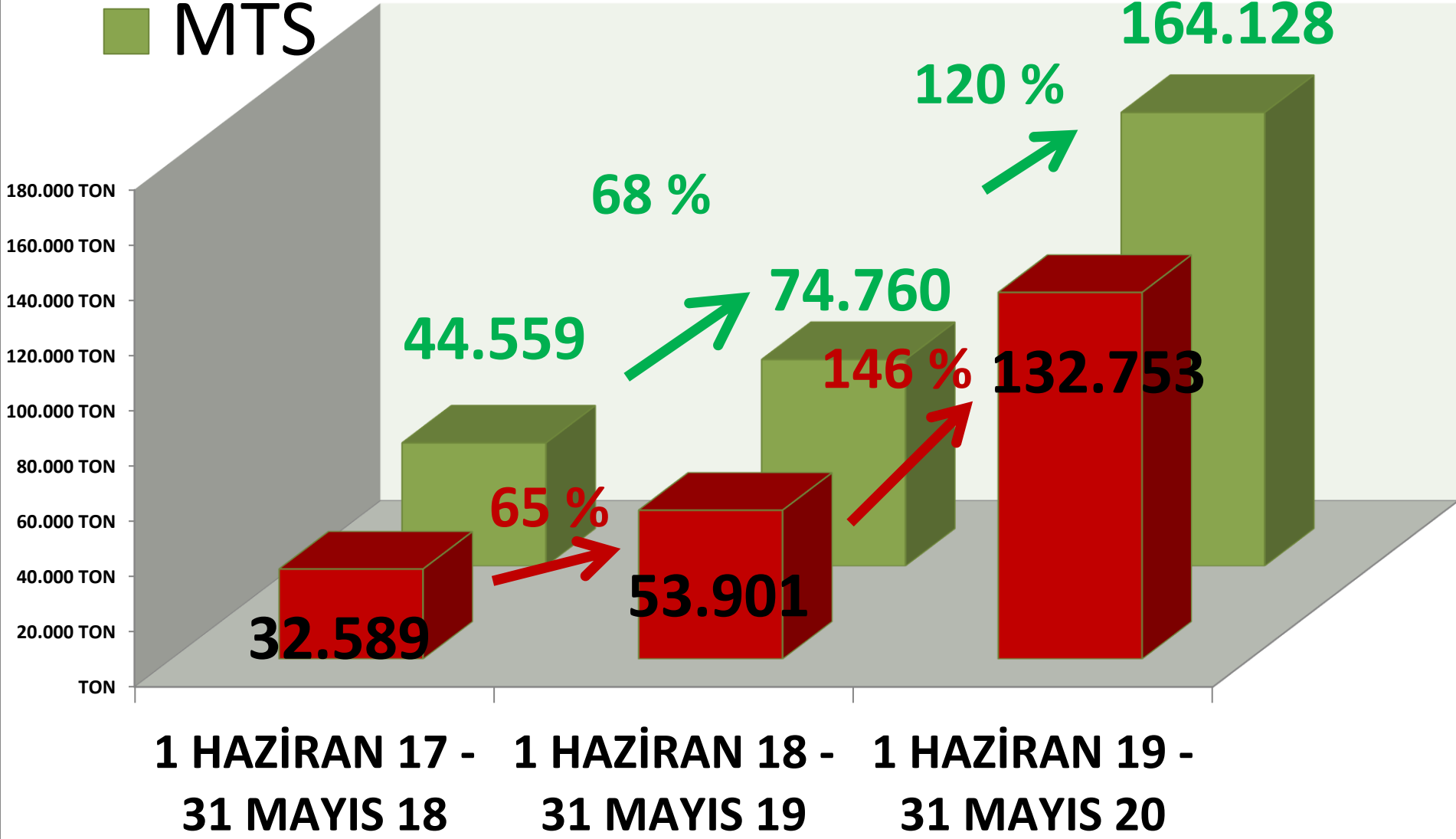




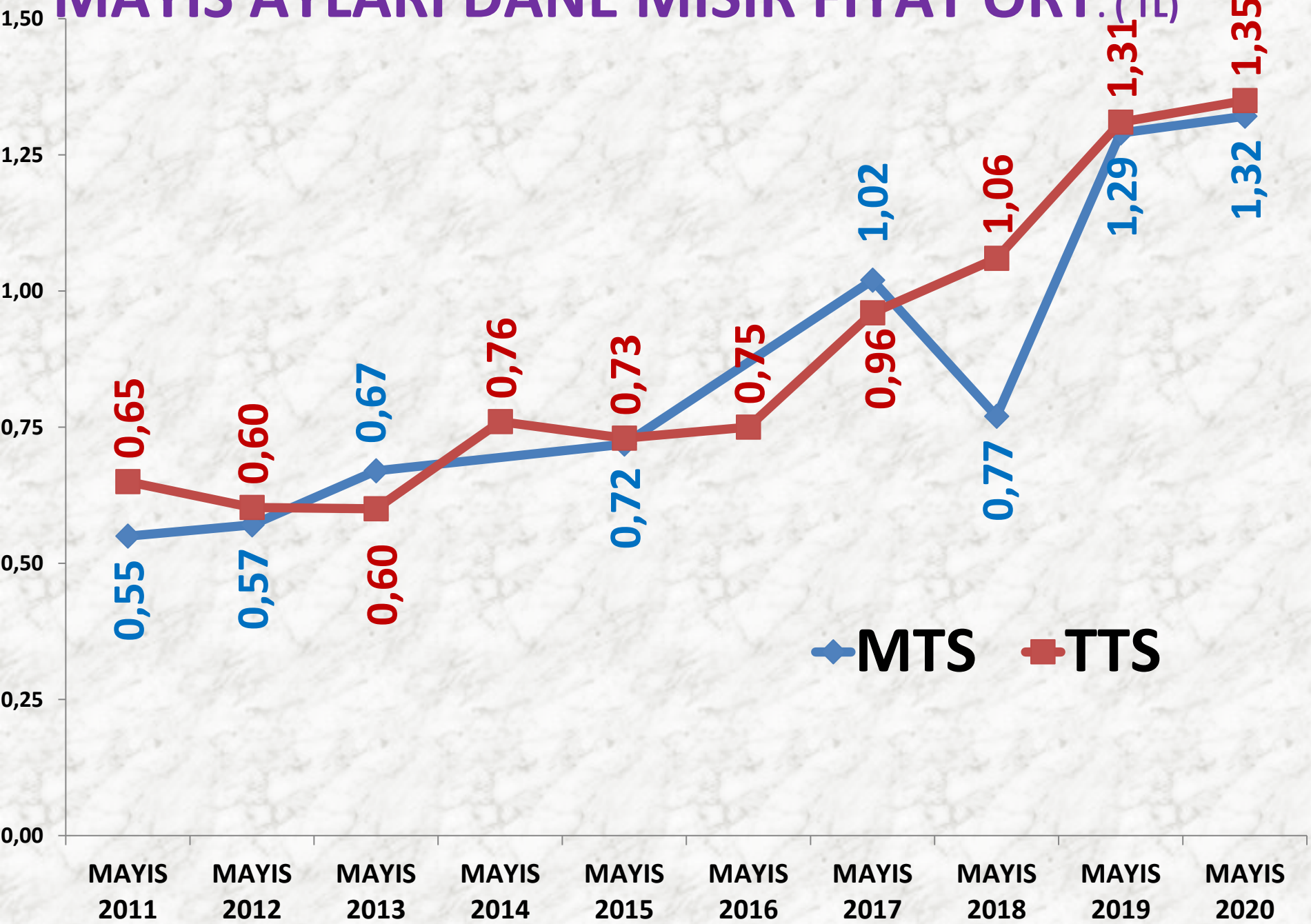
**MISIR DANE MTS İŞLEM MİKTARI
ORANLARI**

TTS YILLIK MISIR DANE İŞLEM MİKTARI (TON)

■ MTS



MAYIS AYLARI DANE MISIR FİYAT ORT. (TL)



NOHUT

İŞLEM HACMİ (TON)	2018 MAYIS	2019 MAYIS		2020 MAYIS	
<i>MTS</i>	370 TON	-17%	307 TON	-26%	228 TON
<i>TTS</i>	282 TON	43%	403 TON	48%	598 TON

EN AZ FİYAT	2018 MAYIS	2019 MAYIS		2020 MAYIS	
<i>MTS</i>	5,00 TL	-52%	2,40 TL	46%	3,50 TL
<i>TTS</i>	5,20 TL	-52%	2,50 TL	4%	2,60 TL

EN ÇOK FİYAT	2018 MAYIS	2019 MAYIS		2020 MAYIS	
<i>MTS</i>	11,27 TL	-21%	8,92 TL	10%	9,82 TL
<i>TTS</i>	7,30 TL	18%	8,60 TL	8%	9,30 TL

ORT. FİYAT	2018 MAYIS	2019 MAYIS		2020 MAYIS	
<i>MTS</i>	7,71 TL	-41%	4,56 TL	61%	7,36 TL
<i>TTS</i>	4,78 TL	-22%	3,74 TL	-21%	2,95 TL

NOHUT NATUREL

İŞLEM HACMİ (TON)	2018 MAYIS	2019 MAYIS		2020 MAYIS	
<i>MTS</i>	179 TON	5%	188 TON	-68%	61 TON
<i>TTS</i>	182 TON	46%	266 TON	30%	346 TON

EN AZ FİYAT	2018 MAYIS	2019 MAYIS		2020 MAYIS	
<i>MTS</i>	5,50 TL	-47%	2,90 TL	21%	3,50 TL
<i>TTS</i>	5,20 TL	-52%	2,50 TL	4%	2,60 TL

EN ÇOK FİYAT	2018 MAYIS	2019 MAYIS		2020 MAYIS	
<i>MTS</i>	7,10 TL	-36%	4,54 TL	10%	5,00 TL
<i>TTS</i>	7,30 TL	-32%	5,00 TL	-7%	4,66 TL

ORT. FİYAT	2018 MAYIS	2019 MAYIS		2020 MAYIS	
<i>MTS</i>	6,06 TL	-28%	4,34 TL	-4%	4,16 TL
<i>TTS</i>	6,23 TL	-38%	3,84 TL	-23%	2,95 TL

NOHUT - ELENMİŞ

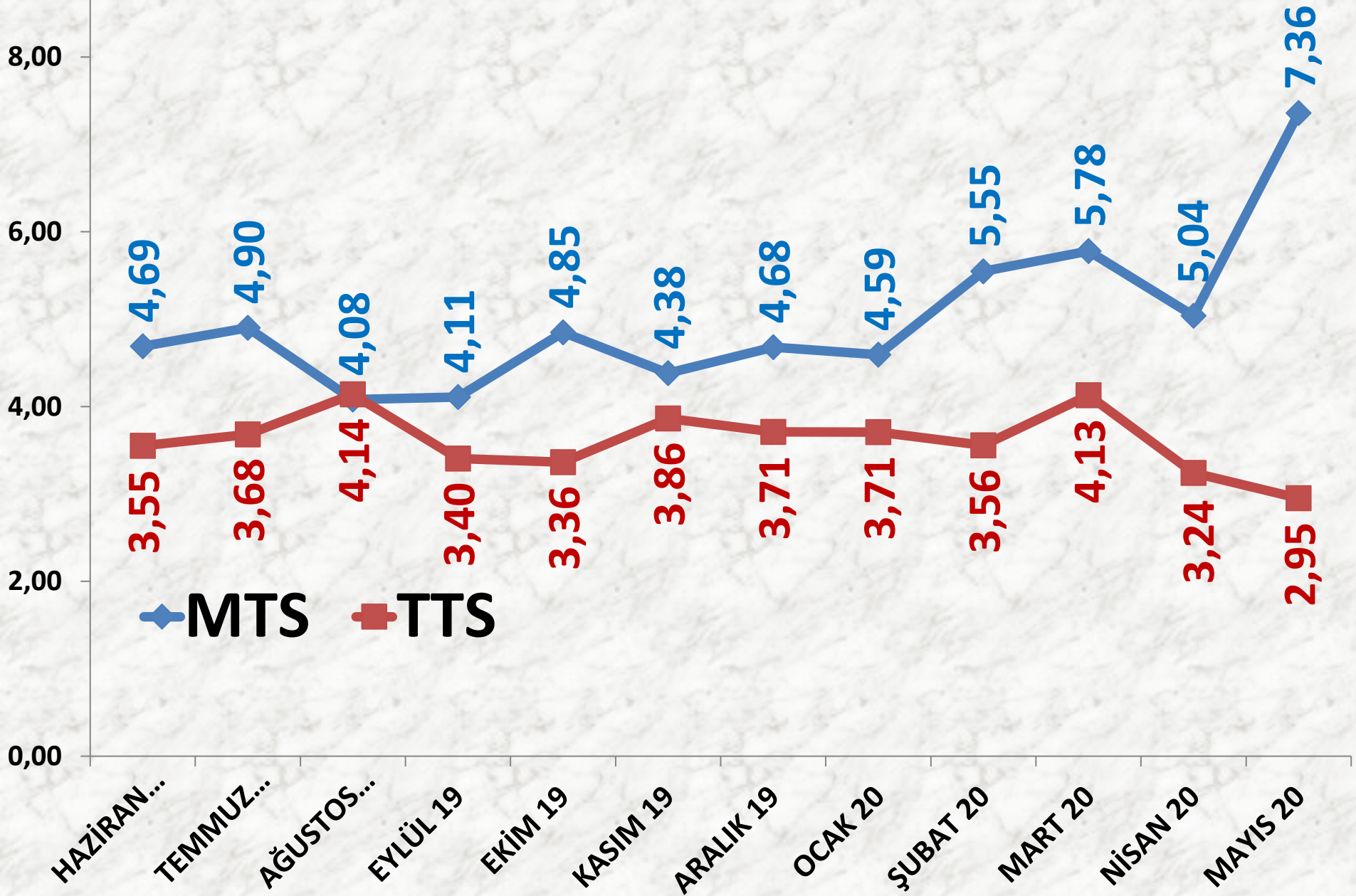
İŞLEM HACMİ (TON)	2018 MAYIS	2019 MAYIS		2020 MAYIS	
<i>MTS</i>	173 TON	-69%	54 TON	197%	159 TON
<i>TTS</i>	-	-	36 TON	-78%	8 TON

EN AZ FİYAT	2018 MAYIS	2019 MAYIS		2020 MAYIS	
<i>MTS</i>	8,77 TL	-22%	6,80 TL	16%	7,91 TL
<i>TTS</i>	-	-	5,40 TL	33%	7,20 TL

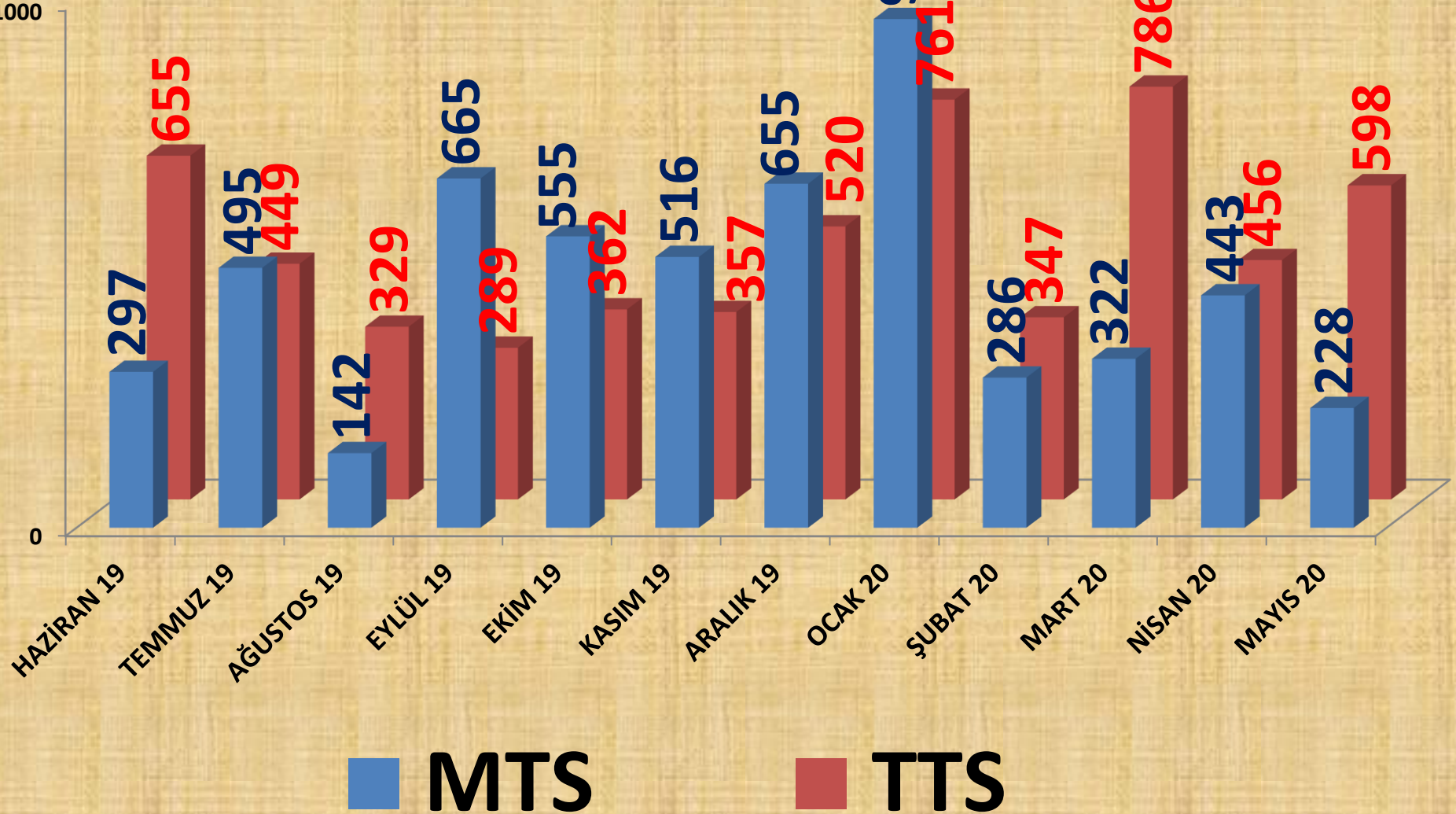
EN ÇOK FİYAT	2018 MAYIS	2019 MAYIS		2020 MAYIS	
<i>MTS</i>	11,27 TL	-21%	8,92 TL	10%	9,82 TL
<i>TTS</i>	-	-	8,60 TL	8%	9,33 TL

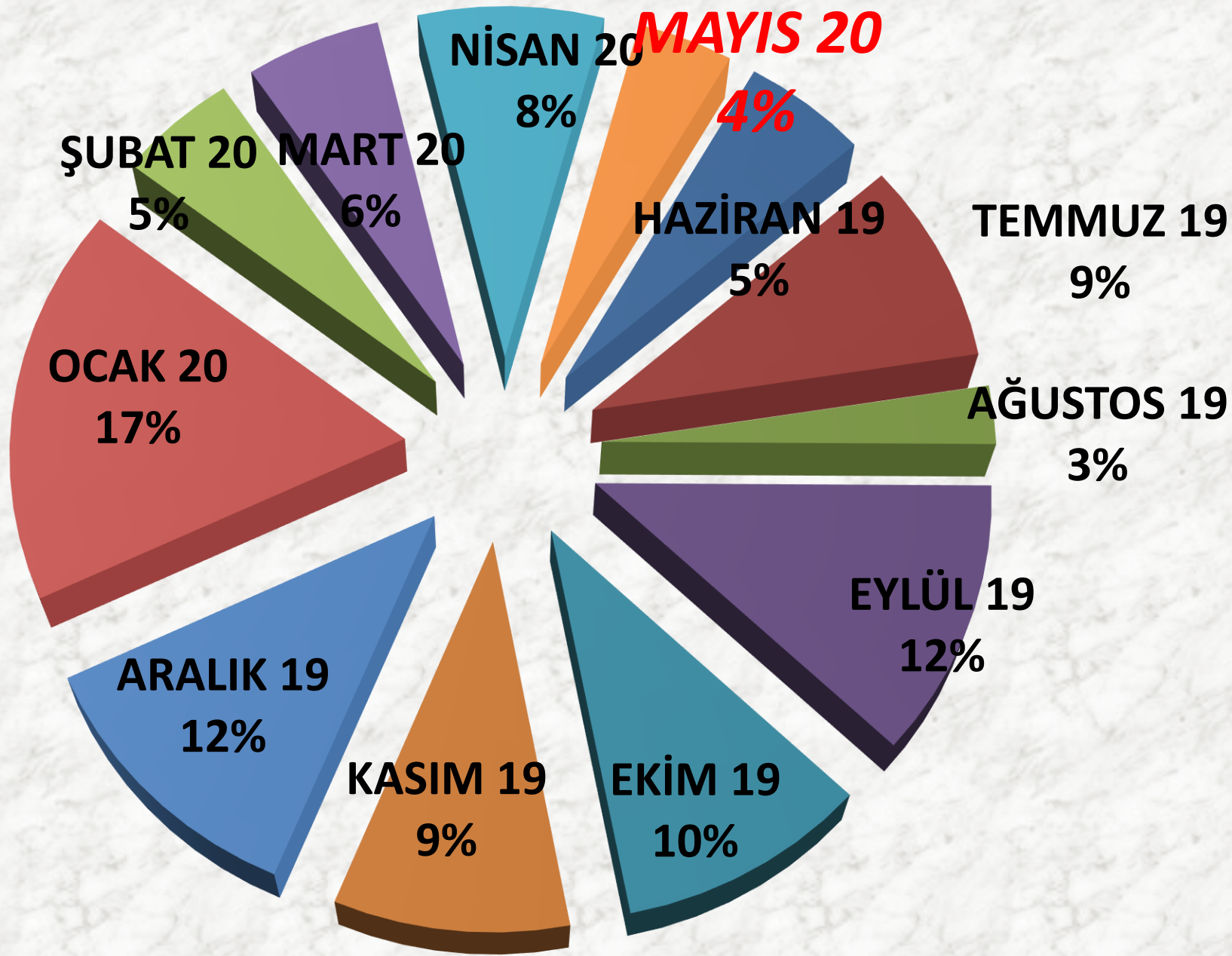
ORT. FİYAT	2018 MAYIS	2019 MAYIS		2020 MAYIS	
<i>MTS</i>	9,71 TL	-18%	7,94 TL	11%	8,81 TL
<i>TTS</i>	-	-	7,65 TL	7%	8,19 TL

AYLIK NOHUT FİYAT TRENDİ (TL)



AYLIK NOHUT İŞLEM MİKTARI (TON)



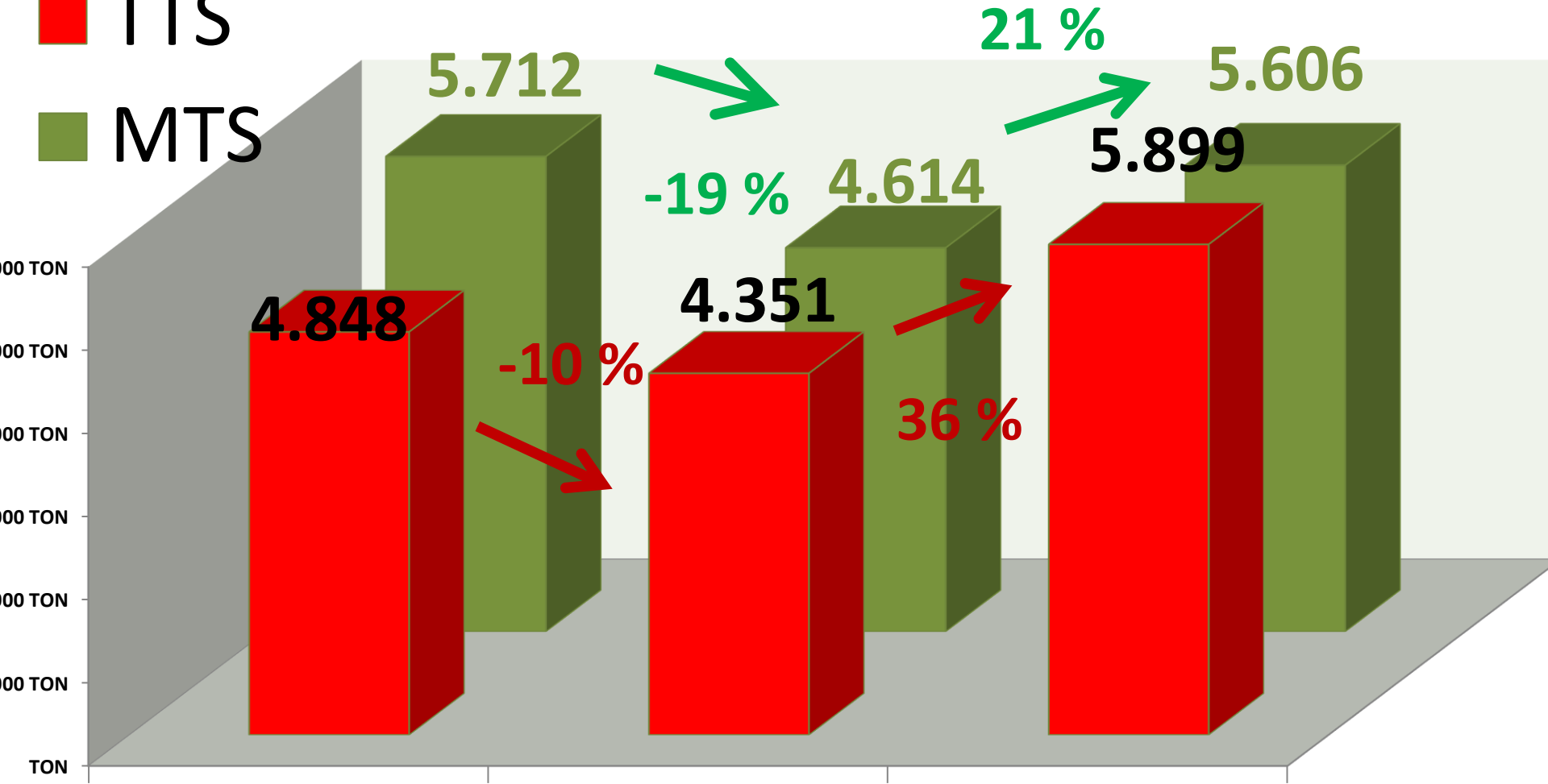


AYLIK NOHUT MTS İŞLEM MİKTARI ORANLARI

YILLIK TOPLAM NOHUT İŞLEM MİKTARI (TON)

■ TTS

■ MTS

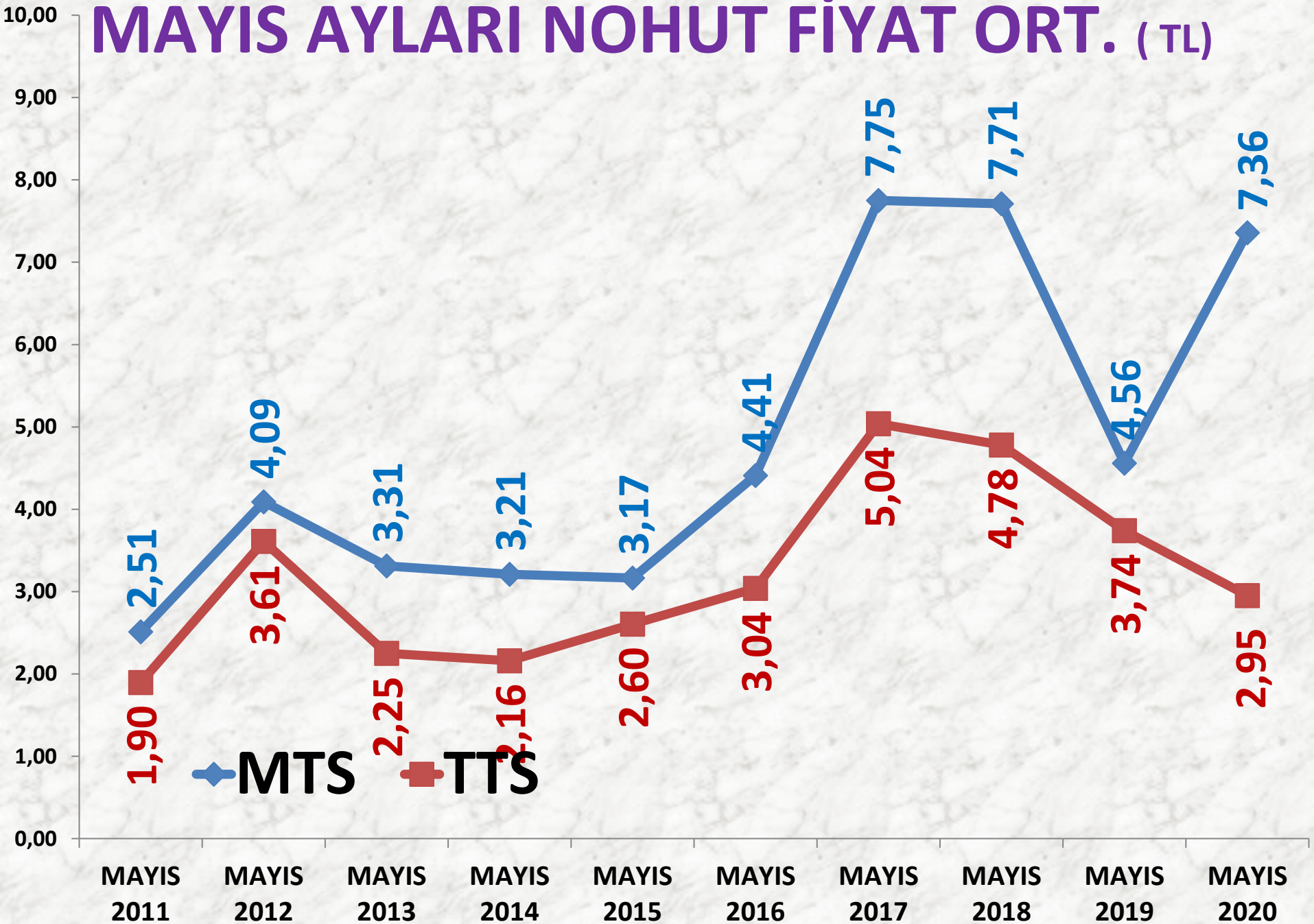


1 HAZİRAN 17 -
31 MAYIS 18

1 HAZİRAN 18 -
31 MAYIS 19

1 HAZİRAN 19 -
31 MAYIS 20

MAYIS AYLARI NOHUT FİYAT ORT. (TL)



BEYAZ LEBLEBİ

LEBLEBİ BEYAZ 8,50 mm

İŞLEM MİKTARI(TON)	2018 MAYIS		2019 MAYIS		2020 MAYIS	
	TTS	45 TON	-98%	1 TON	1241%	13 TON

LEBLEBİ BEYAZ 9 mm

İŞLEM MİKTARI (TON)	2018 MAYIS		2019 MAYIS		2020 MAYIS	
	TTS	44 TON	-21%	35 TON	52%	53 TON

BEYAZ LEBLEBİ

LEBLEBİ BEYAZ 9+ 9,50 mm

İŞLEM MİKTARI (TON)	2018 MAYIS	2019 MAYIS		2020 MAYIS	
TTS	10 TON	1940%	194 TON	-52%	93 TON

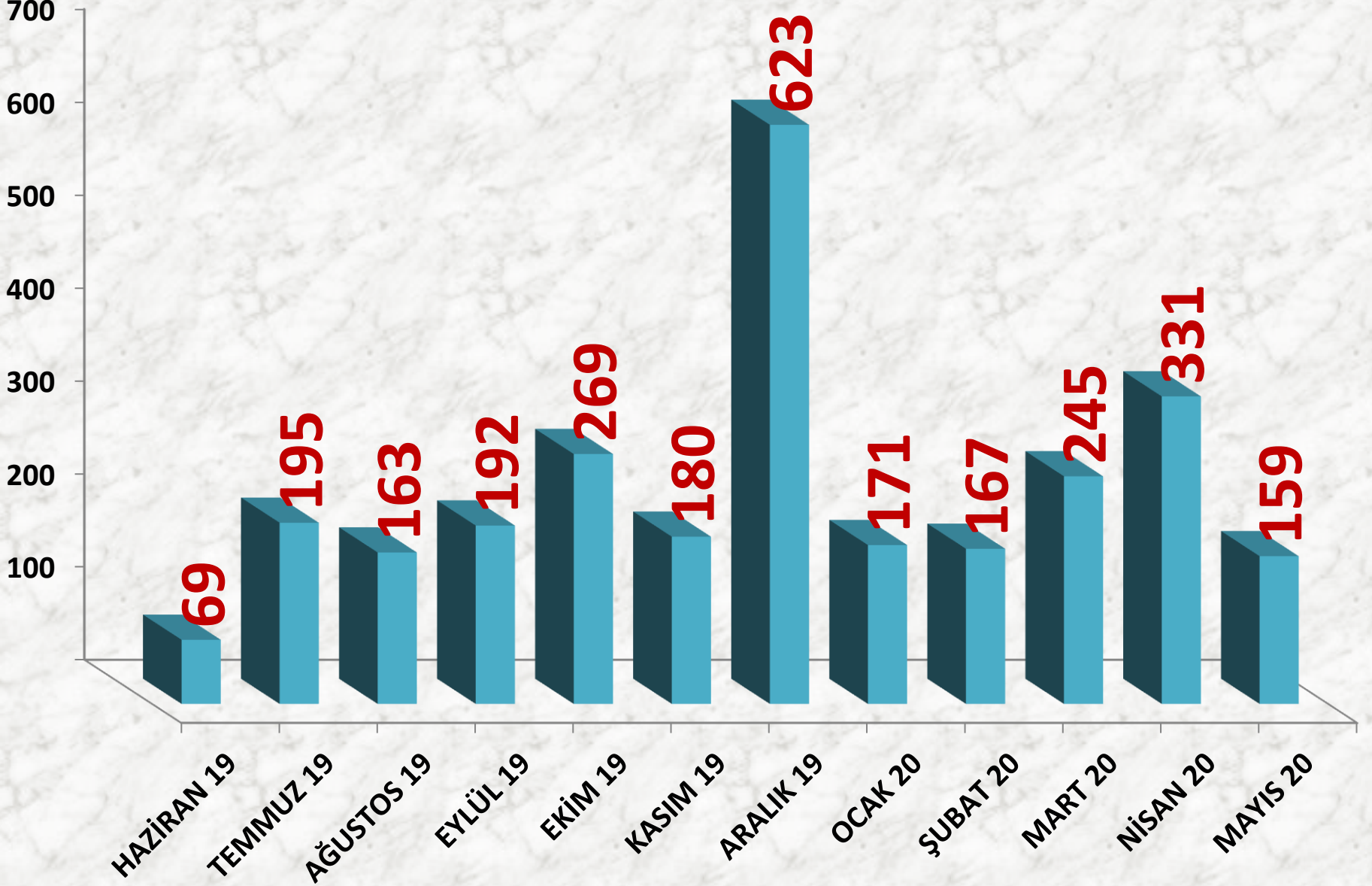
LEBLEBİ BEYAZ Elenti

İŞLEM MİKTARI (TON)	2018 MAYIS	2019 MAYIS		2020 MAYIS	
TTS	51 TON	-86%	7 TON	-100%	-

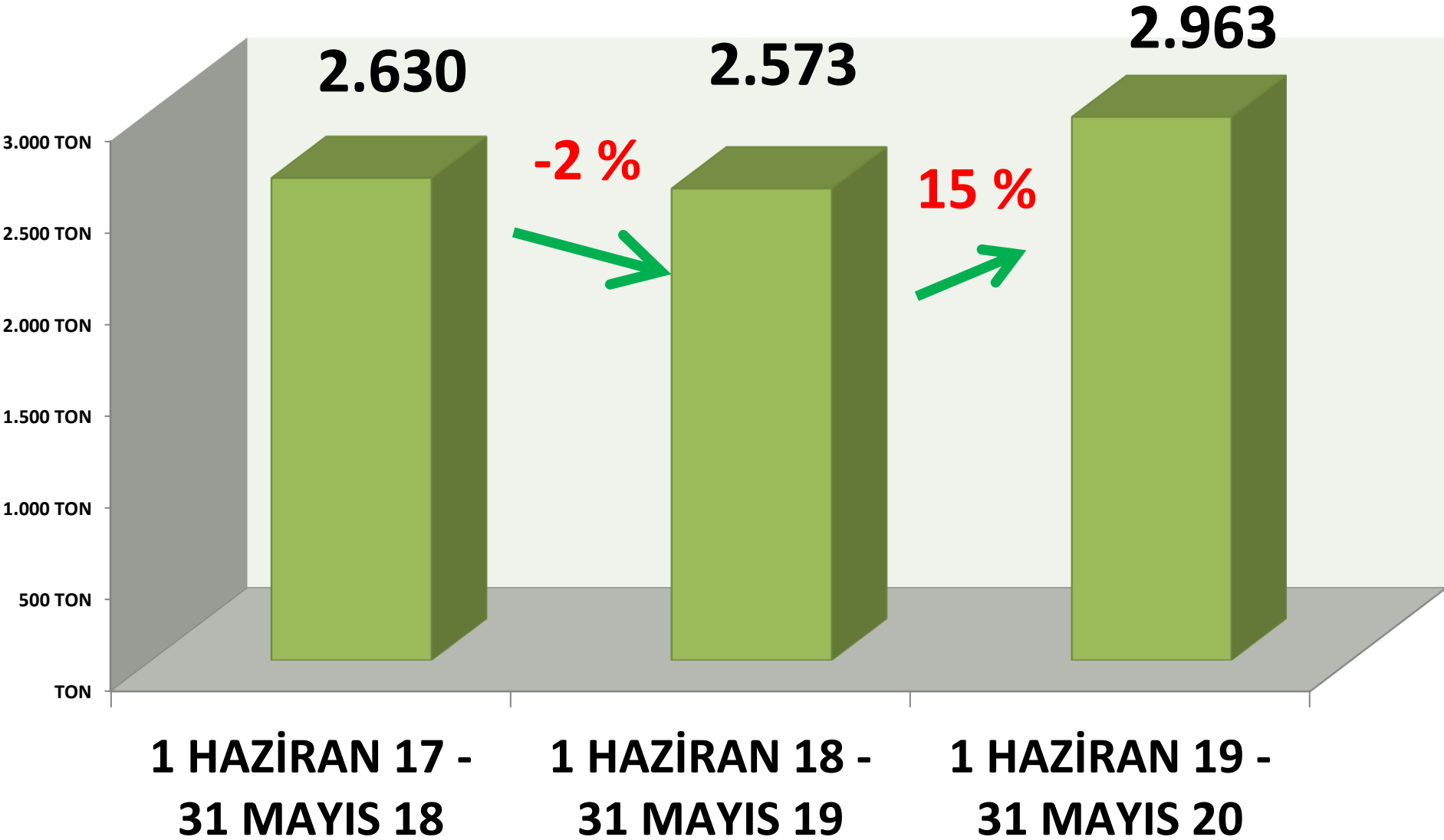
LEBLEBİ BEYAZ TOPLAM

<u>İŞLEM MİKTARI (TON)</u>	<u>2018 MAYIS</u>	<u>2019 MAYIS</u>		<u>2020 MAYIS</u>	
<u>TTS</u>	<u>150 TON</u>	<u>58%</u>	<u>237 TON</u>	<u>-33%</u>	<u>159 TON</u>

Leblebi Beyaz İşlem Miktarı (Ton)



YILLIK TOPLAM BEYAZ LEBLEBİ İŞLEM MİKTARI (TON)



LEBLEBİ BEYAZ 8,50 mm FİYATLARI

	2018 MAYIS	2019 MAYIS		2020 MAYIS	
EN AZ	8,18 TL	-6%	7,70 TL	-9%	7,00 TL
EN ÇOK	9,80 TL	-18%	8,00 TL	0%	8,00 TL
ORTALAMA	8,80 TL	-12%	7,78 TL	-3%	7,55 TL

LEBLEBİ BEYAZ 9 mm FİYATLARI

	2018 MAYIS	2019 MAYIS		2020 MAYIS	
EN AZ	12,00 TL	4%	12,50 TL	3%	12,90 TL
EN ÇOK	20,00 TL	-8%	18,50 TL	-14%	16,00 TL
ORTALAMA	14,20 TL	-2%	13,93 TL	-1%	13,74 TL

LEBLEBİ BEYAZ 9+ 9,50 mm FİYATLARI

	2018 MAYIS	2019 MAYIS		2020 MAYIS	
EN AZ	10,00 TL	-20%	8,00 TL	3%	8,25 TL
EN ÇOK	11,50 TL	4%	12,00 TL	-8%	11,00 TL
ORTALAMA	10,55 TL	0%	10,55 TL	-16%	8,83 TL

LEBLEBİ BEYAZ ELENTİ FİYATLARI

	2018 MAYIS	2019 MAYIS		2020 MAYIS	
ORTALAMA	2,34 TL	-15%	1,99 TL	-	-

SARI LEBLEBİ

LEBLEBİ SARI 9 mm

İŞLEM MİKTARI (TON)	2018 MAYIS	2019 MAYIS		2020 MAYIS	
TTS	162 TON	284%	622 TON	-44%	350 TON

LEBLEBİ SARI 9,50 mm

İŞLEM MİKTARI (TON)	2018 MAYIS	2019 MAYIS		2020 MAYIS	
TTS	200 TON	142%	485 TON	13%	546 TON

LEBLEBİ SARI 9,75 mm

İŞLEM MİKTARI (TON)	2018 MAYIS	2019 MAYIS		2020 MAYIS	
TTS	290 TON	-48%	152 TON	-14%	130 TON

LEBLEBİ SARI 10 mm

İŞLEM MİKTARI (TON)	2018 MAYIS	2019 MAYIS		2020 MAYIS	
TTS	80 TON	59%	127 TON	-8%	116 TON

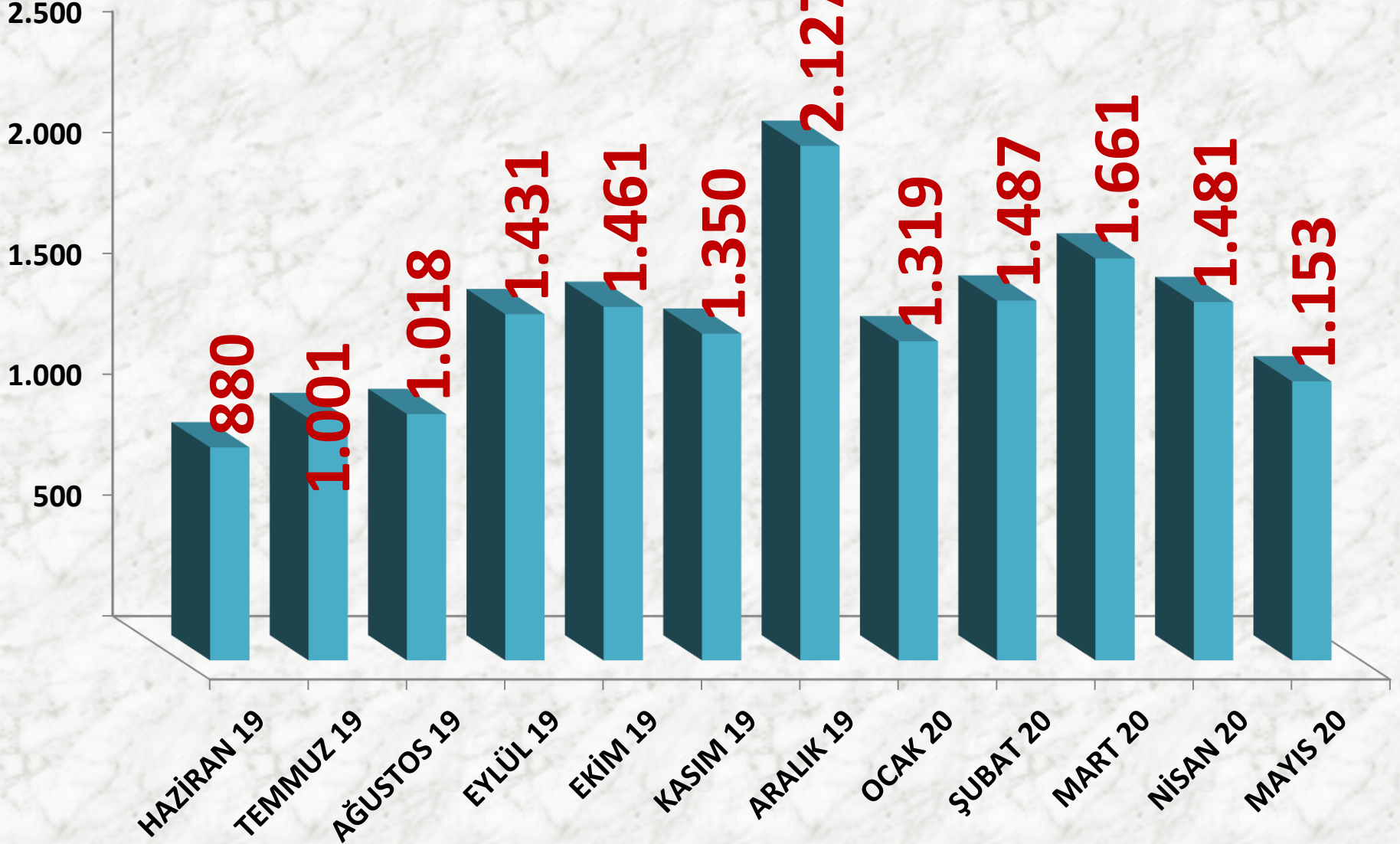
LEBLEBİ SARI Kalburaltı

İŞLEM MİKTARI (TON)	2018 MAYIS	2019 MAYIS		2020 MAYIS	
TTS	459 TON	-90%	47 TON	-77%	11 TON

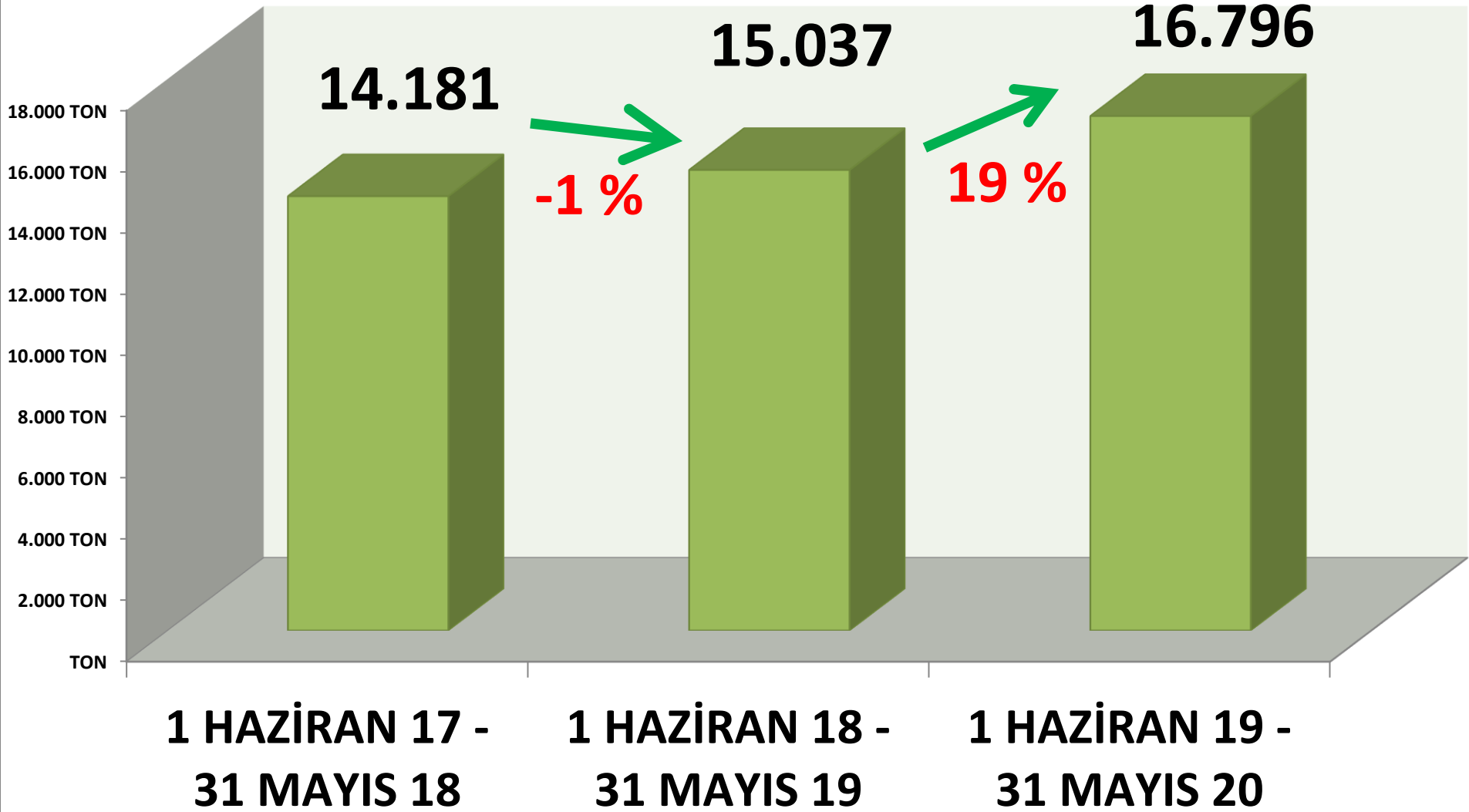
LEBLEBİ SARI TOPLAM

İŞLEM MİKTARI (TON)	<u>2018 MAYIS</u>	<u>2019 MAYIS</u>		<u>2020 MAYIS</u>	
<u>TTS</u>	<u>1.190 TON</u>	20%	<u>1.433 TON</u>	-20%	<u>1.153 TON</u>

Leblebi Sarı İşlem Miktarı (Ton)



YILLIK TOPLAM SARI LEBLEBİ İŞLEM MİKTARI (TON)



LEBLEBİ SARI 9 mm FİYATLARI

	2018 MAYIS	2019 MAYIS		2020 MAYIS	
EN AZ	10,00 TL	-47%	5,30 TL	-6%	5,00 TL
EN ÇOK	11,00 TL	-23%	8,50 TL	-6%	8,00 TL
ORTALAMA	10,66 TL	-31%	7,32 TL	-1%	7,22 TL

LEBLEBİ SARI 9,50 mm FİYATLARI

	2018 MAYIS	2019 MAYIS		2020 MAYIS	
EN AZ	11,10 TL	-28%	8,00 TL	2%	8,20 TL
EN ÇOK	13,00 TL	-23%	10,00 TL	0%	10,00 TL
ORTALAMA	11,93 TL	-25%	8,94 TL	-1%	8,83 TL

LEBLEBİ SARI 9,75 mm FİYATLARI

	2018 MAYIS	2019 MAYIS		2020 MAYIS	
EN AZ	13,25 TL	-25%	10,00 TL	2%	10,15 TL
EN ÇOK	15,00 TL	-27%	11,00 TL	0%	11,00 TL
ORTALAMA	13,86 TL	-26%	10,24 TL	4%	10,63 TL

LEBLEBİ SARI 10 mm FİYATLARI

	2018 MAYIS	2019 MAYIS		2020 MAYIS	
EN AZ	15,50 TL	-28%	11,12 TL	3%	11,50 TL
EN ÇOK	17,25 TL	-16%	14,50 TL	-11%	12,90 TL
ORTALAMA	16,71 TL	-25%	12,52 TL	0%	12,52 TL

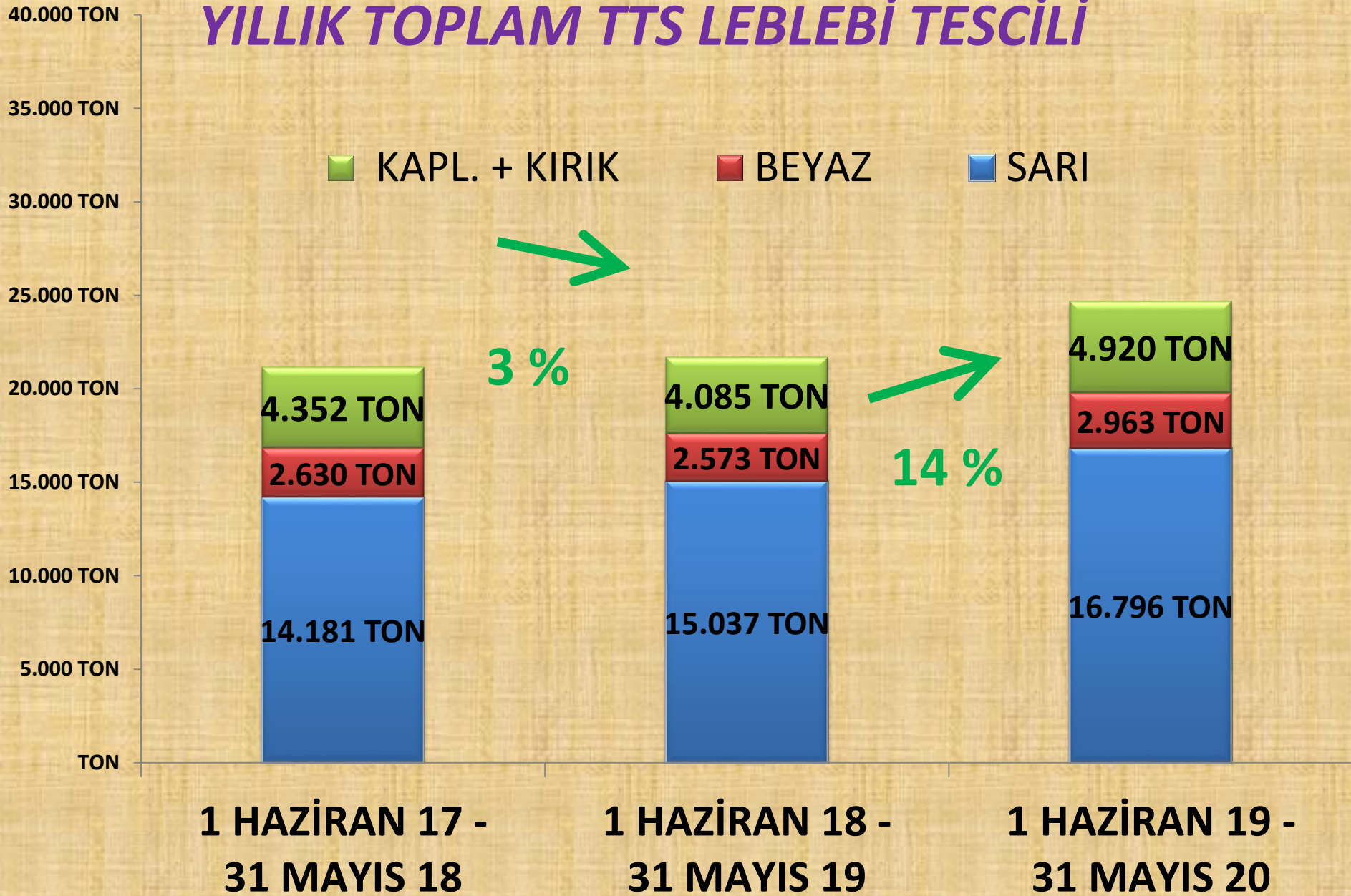
LEBLEBİ SARI Kalburaltı FİYATLARI

	2018 MAYIS	2019 MAYIS		2020 MAYIS	
ORTALAMA	8,67 TL	-49%	4,40 TL	8%	4,74 TL

YILLIK YURTIÇI TOPLAM LEBLEBİ İŞLEM MİKTARI

MİKTAR	1 HAZİRAN 2017 31 MAYIS 2018	1 HAZİRAN 2018 31 MAYIS 2019	1 HAZİRAN 2019 31 MAYIS 2020		
SARI	14.181 TON	6%	15.037 TON	12%	16.796 TON
BEYAZ	2.630 TON	-2%	2.573 TON	15%	2.963 TON
KAPL.+KIRIK	4.352 TON	-6%	4.085 TON	20%	4.920 TON
<u>LEBLEBİ TOPLAM</u>	21.162 TON	3%	21.695 TON	14%	24.679 TON

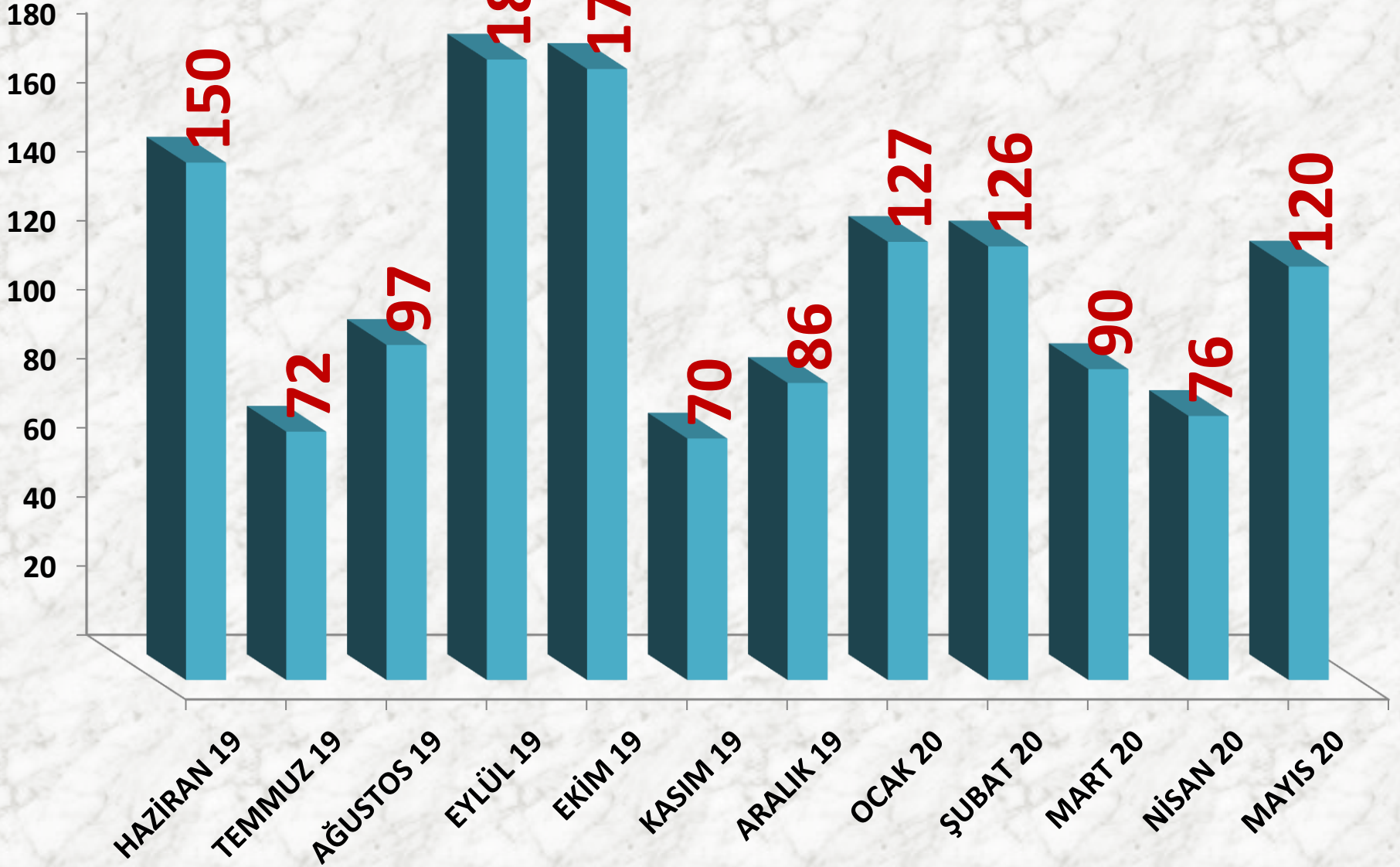
YILLIK TOPLAM TTS LEBLEBİ TESCİLİ

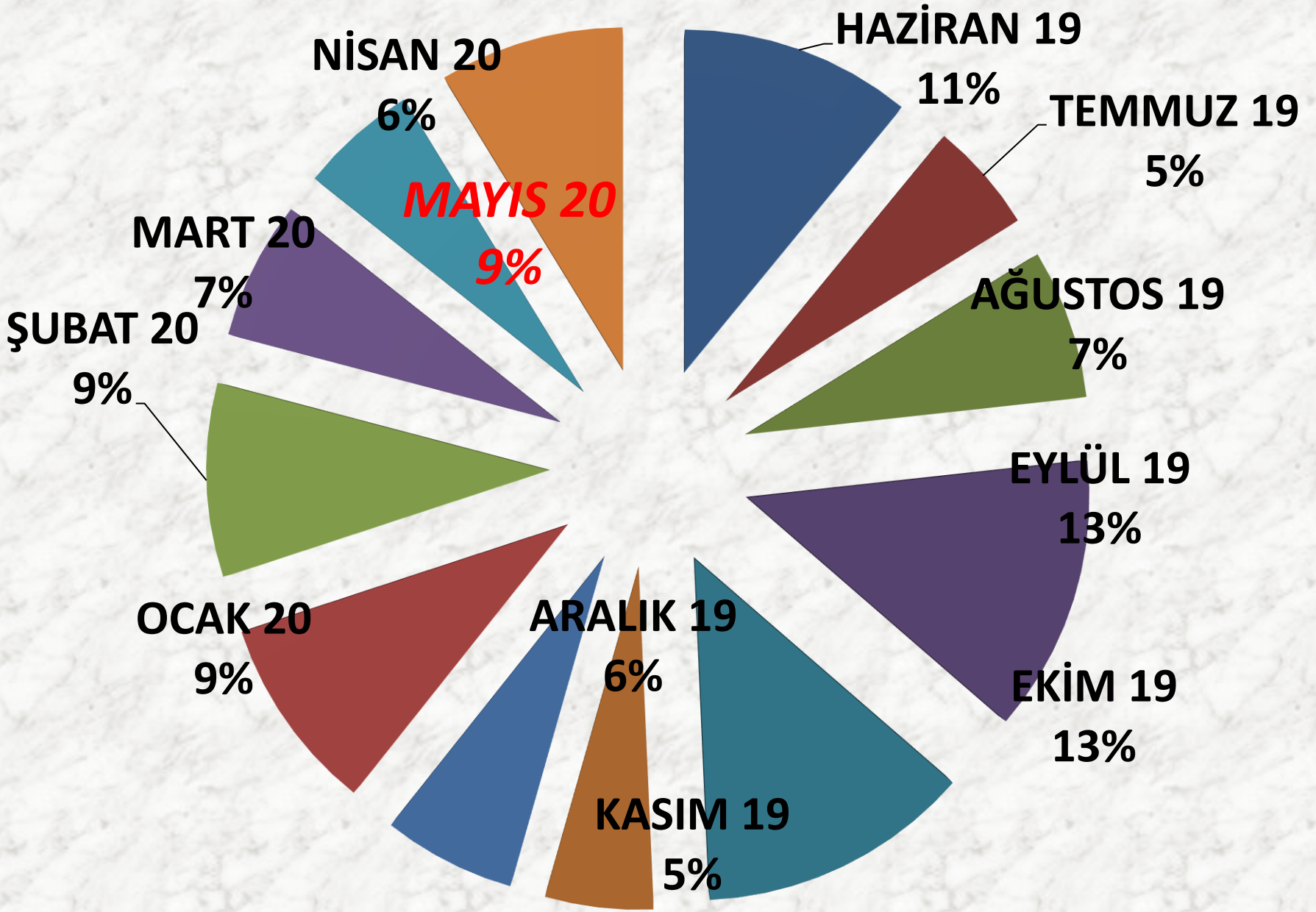


LEBLEBİ İHRACAT MİKTARLARI

2018 MAYIS		2019 MAYIS		2020 MAYIS	
SARI LEBLEBİ	105.601 kg.	SARI LEBLEBİ	92.640 kg.	SARI LEBLEBİ	53.032 kg.
BEYAZ LEBLEBİ	27.138 kg.	BEYAZ LEBLEBİ	55.036 kg.	BEYAZ LEBLEBİ	57.600 kg.
KAPLAMALI LEBLEBİ	12.704 kg.	KAPLAMALI LEBLEBİ	16.864 kg.	KAPLAMALI LEBLEBİ	7.058 kg.
KIRIK LEBLEBİ	128.800 kg.	KIRIK LEBLEBİ	2.500 kg.	KIRIK LEBLEBİ	2.000 kg.
LEBLEBİ KALBURALTI	2.000 kg.	LEBLEBİ KALBURALTI	800 kg.	LEBLEBİ KALBURALTI	-
LEBLEBİ UNU	-	LEBLEBİ UNU	-	LEBLEBİ UNU	-
<u>TOPLAM</u>	276.243 kg.	<u>TOPLAM</u>	167.840 kg.	<u>TOPLAM</u>	119.690 kg.

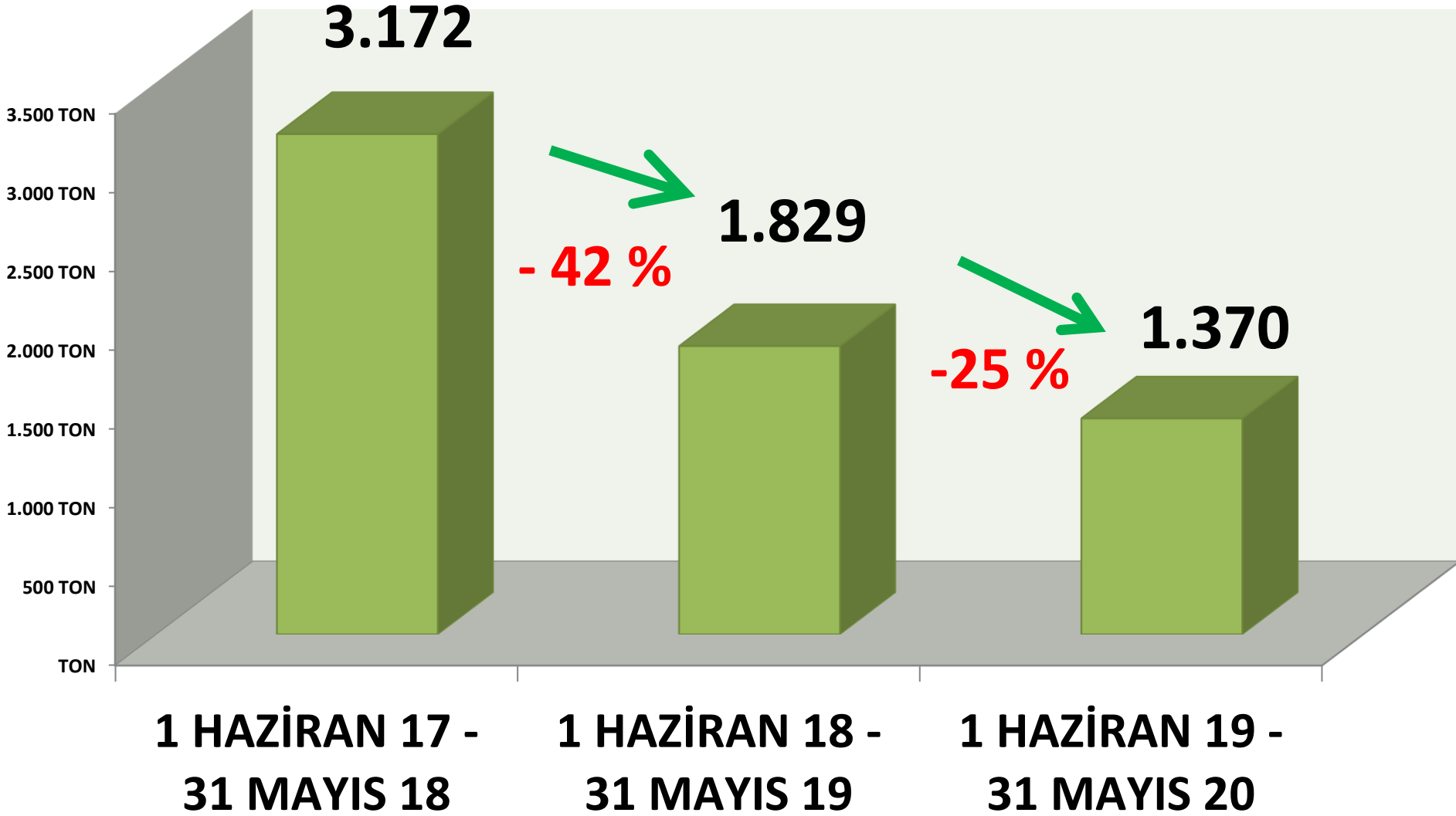
Leblebi ihracat (Ton)





AYLIK LEBLEBİ İHRACAT MİKTARI ORANLARI

YILLIK TOPLAM LEBLEBİ İHRACAT MİKTARI (TON)



AYÇEKİRDEĞİ

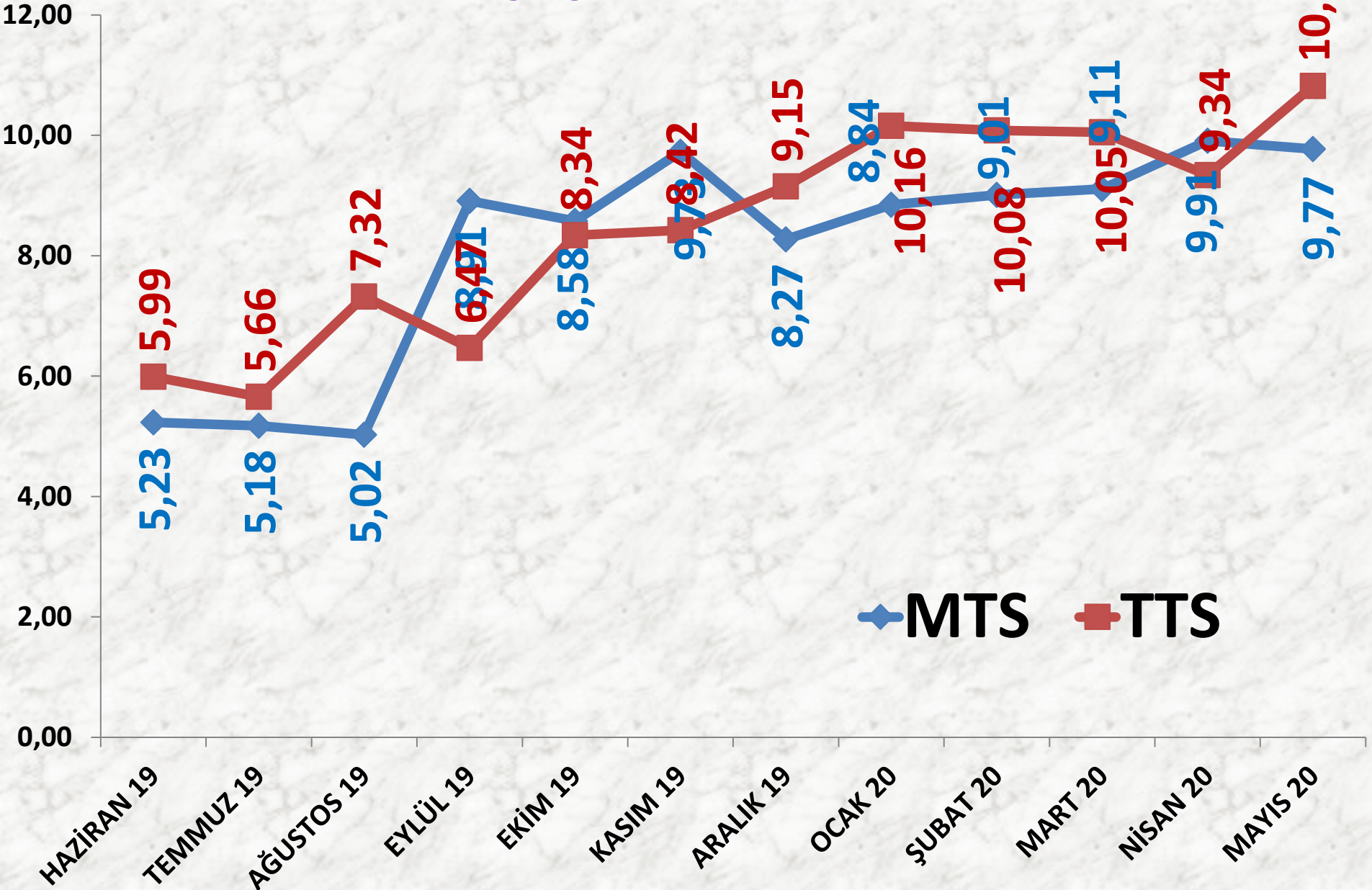
İŞLEM MİKTARI (TON)	2018 MAYIS	2019 MAYIS		2020 MAYIS	
MTS	885 TON	118%	1932 TON	-76%	464 TON
TTS	2286 TON	57%	3584 TON	-80%	719 TON

EN AZ FİYAT	2018 MAYIS	2019 MAYIS		2020 MAYIS	
MTS	3,40 TL	15%	3,91 TL	49%	5,84 TL
TTS	3,20 TL	11%	3,56 TL	63%	5,80 TL

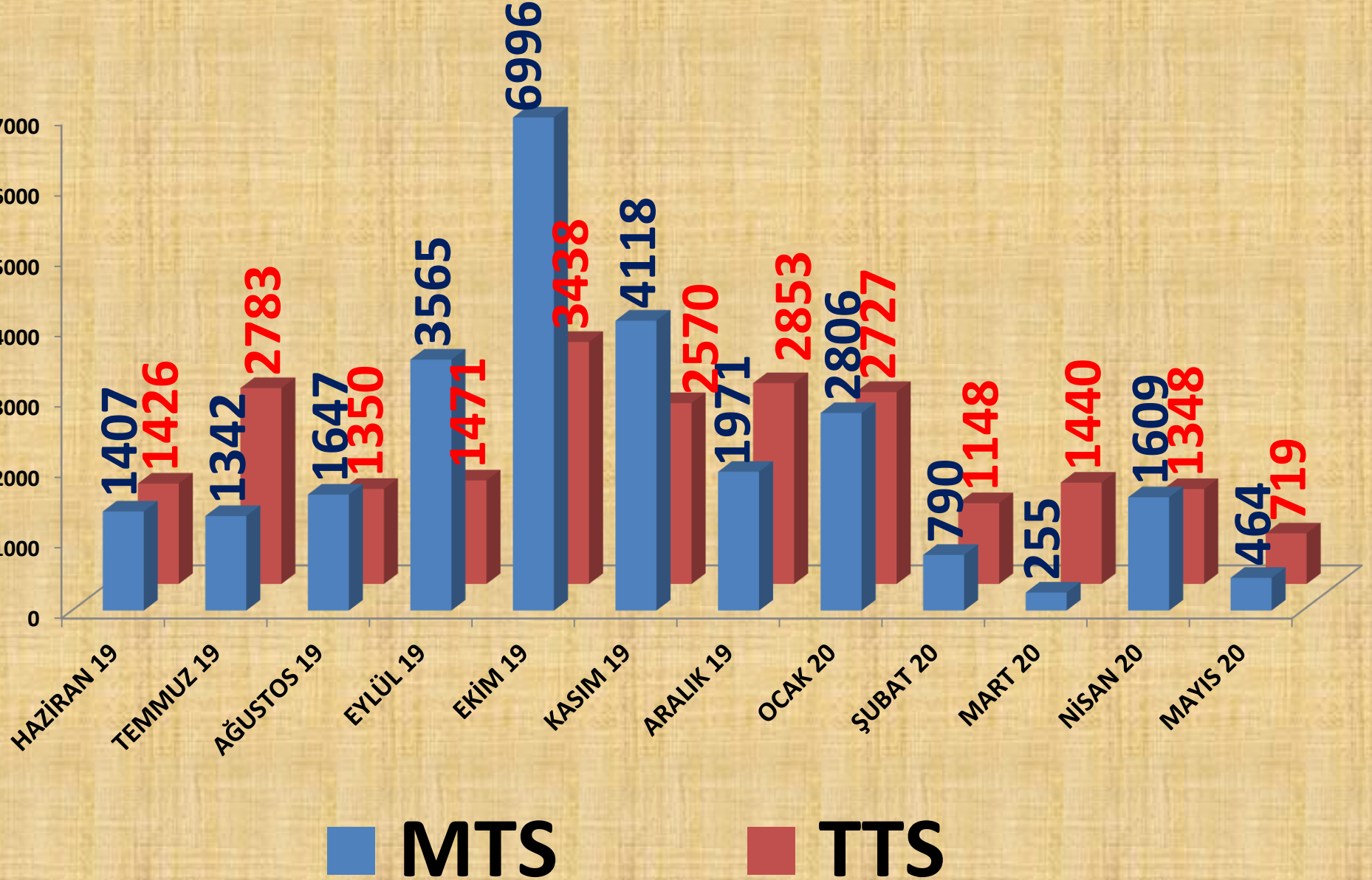
EN ÇOK FİYAT	2018 MAYIS	2019 MAYIS		2020 MAYIS	
MTS	8,10 TL	-1%	8,00 TL	58%	12,65 TL
TTS	7,75 TL	10%	8,50 TL	84%	15,67 TL

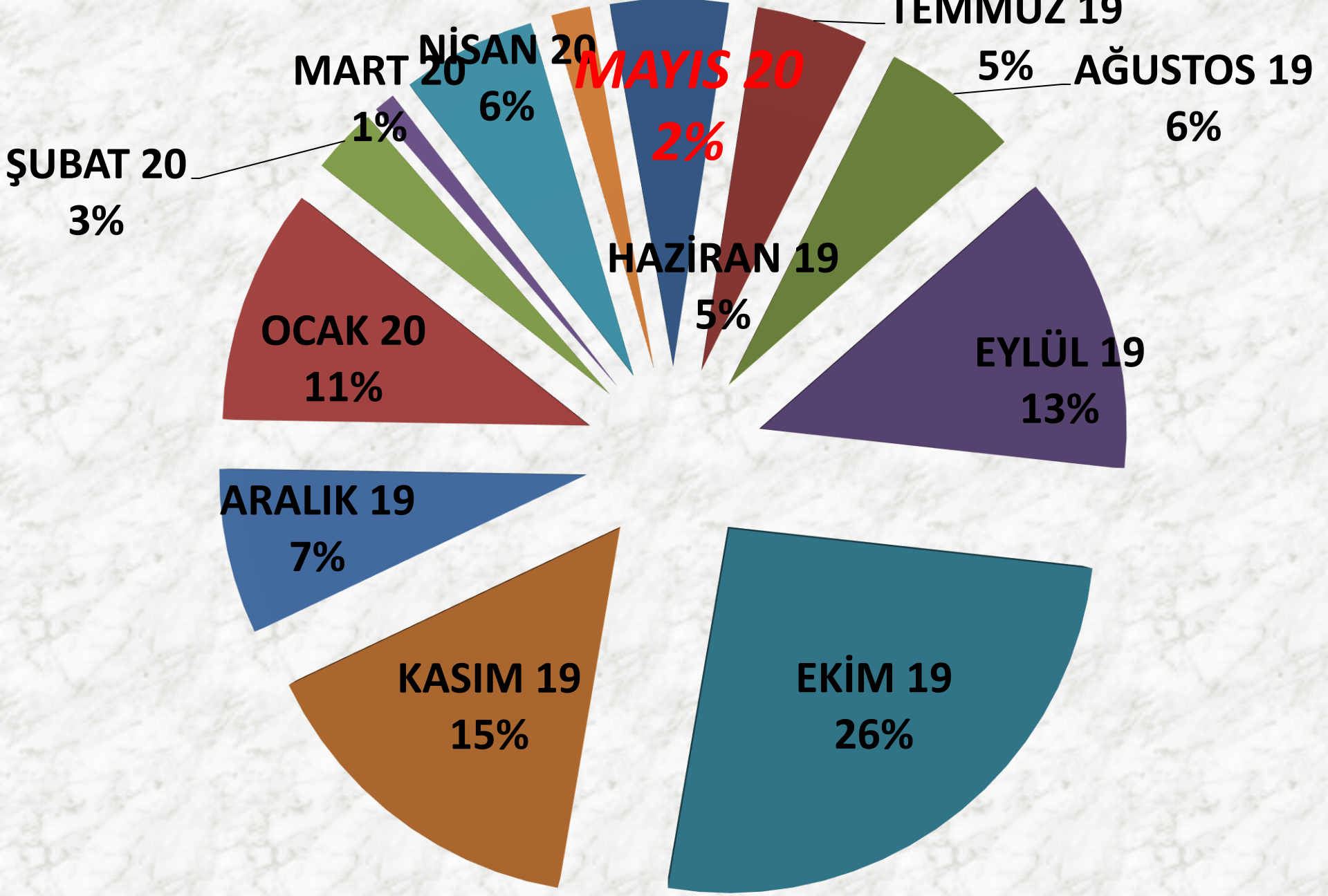
ORT. FİYAT	2018 MAYIS	2019 MAYIS		2020 MAYIS	
MTS	4,66 TL	2%	4,75 TL	106%	9,77 TL
TTS	6,33 TL	-9%	5,76 TL	88%	10,82 TL

AYLIK AYÇİÇEĞİ FİYAT TRENDİ (TL)



AYLIK AYÇİÇEĞİ İŞLEM MİKTARI (TON)

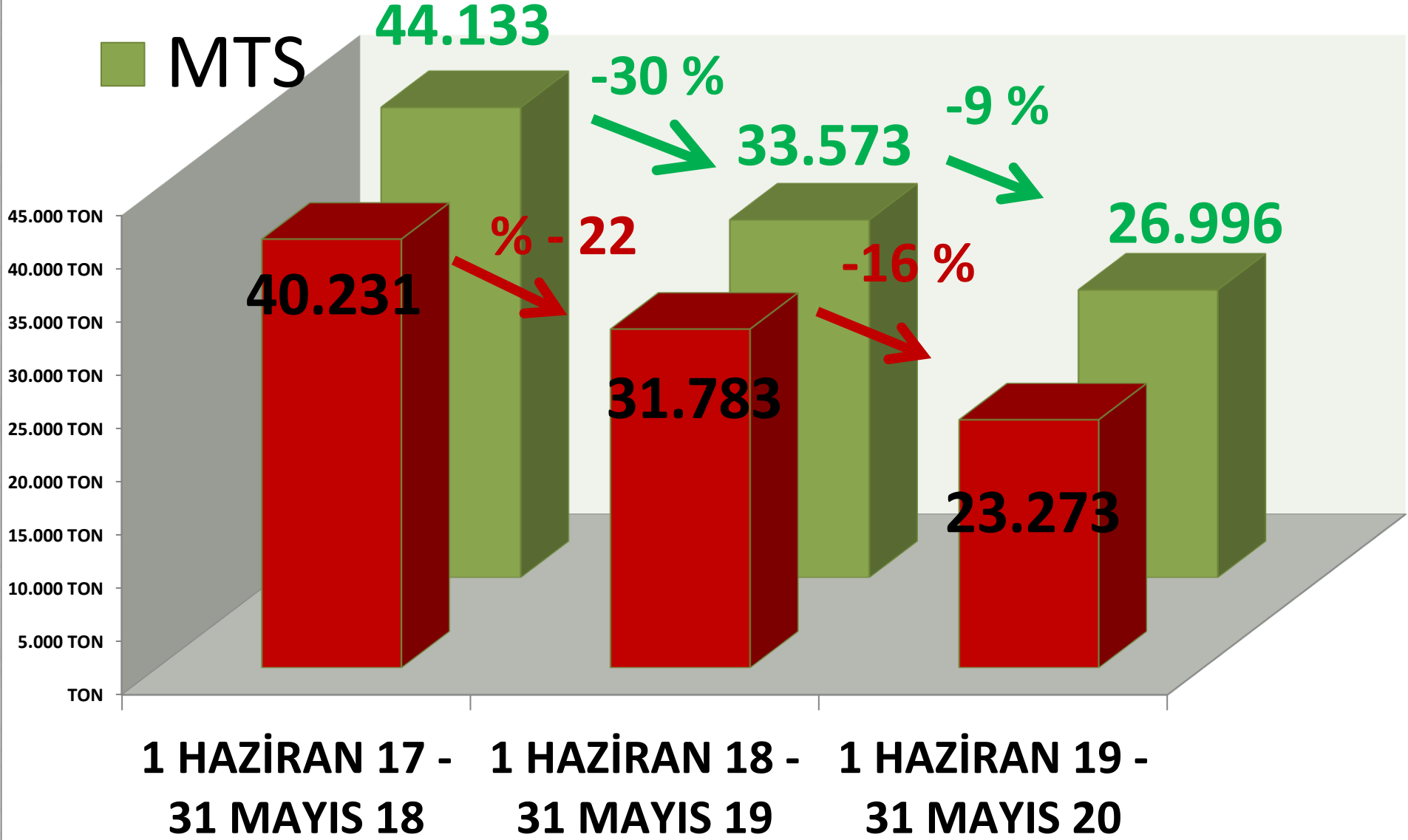




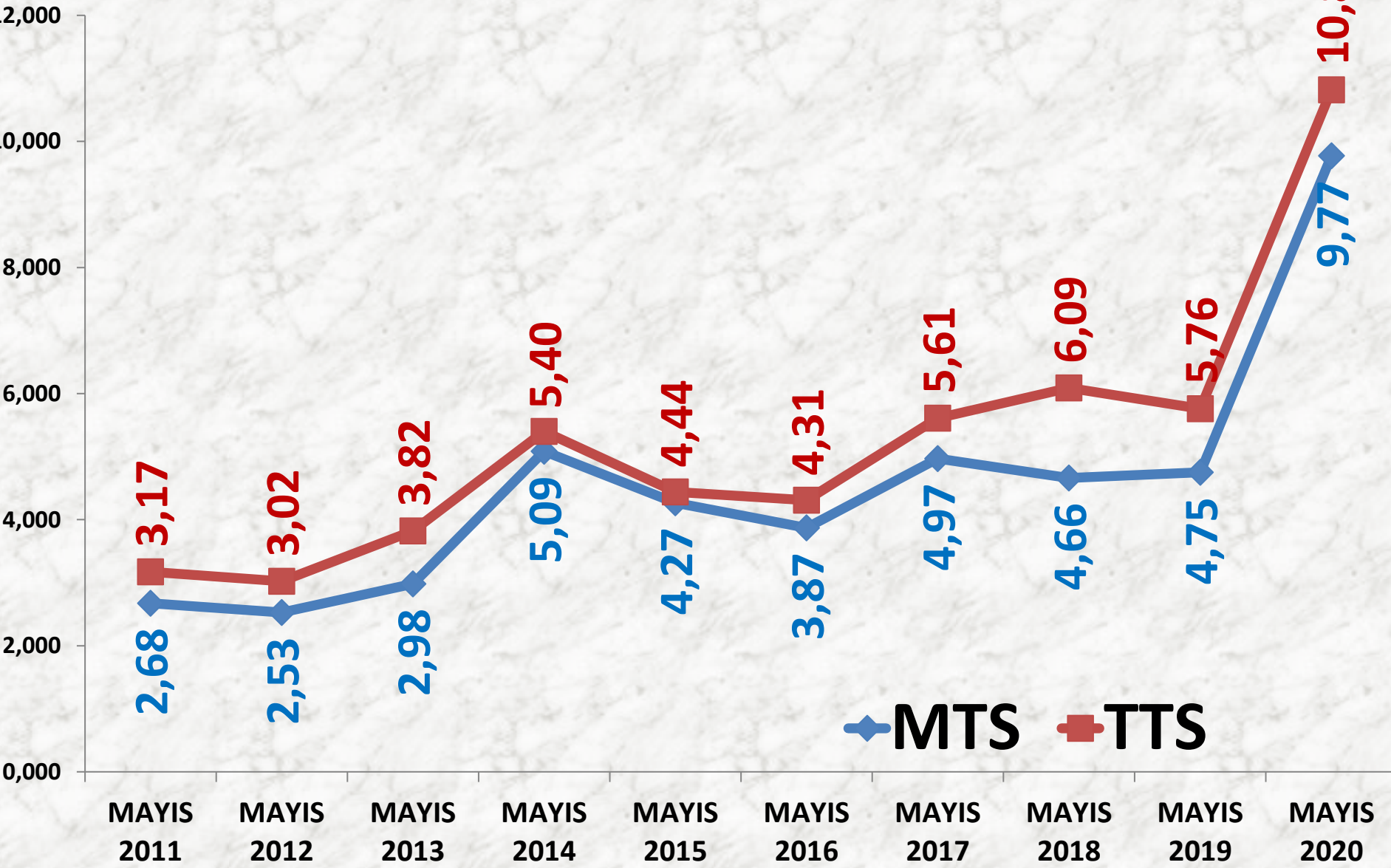
AYLIK AYÇİÇEĞİ MTS İŞLEM MİKTARI ORANLARI

TTS YILLIK TOPLAM AYÇİÇEĞİ İŞLEM MİKTARI (TON)

■ MTS

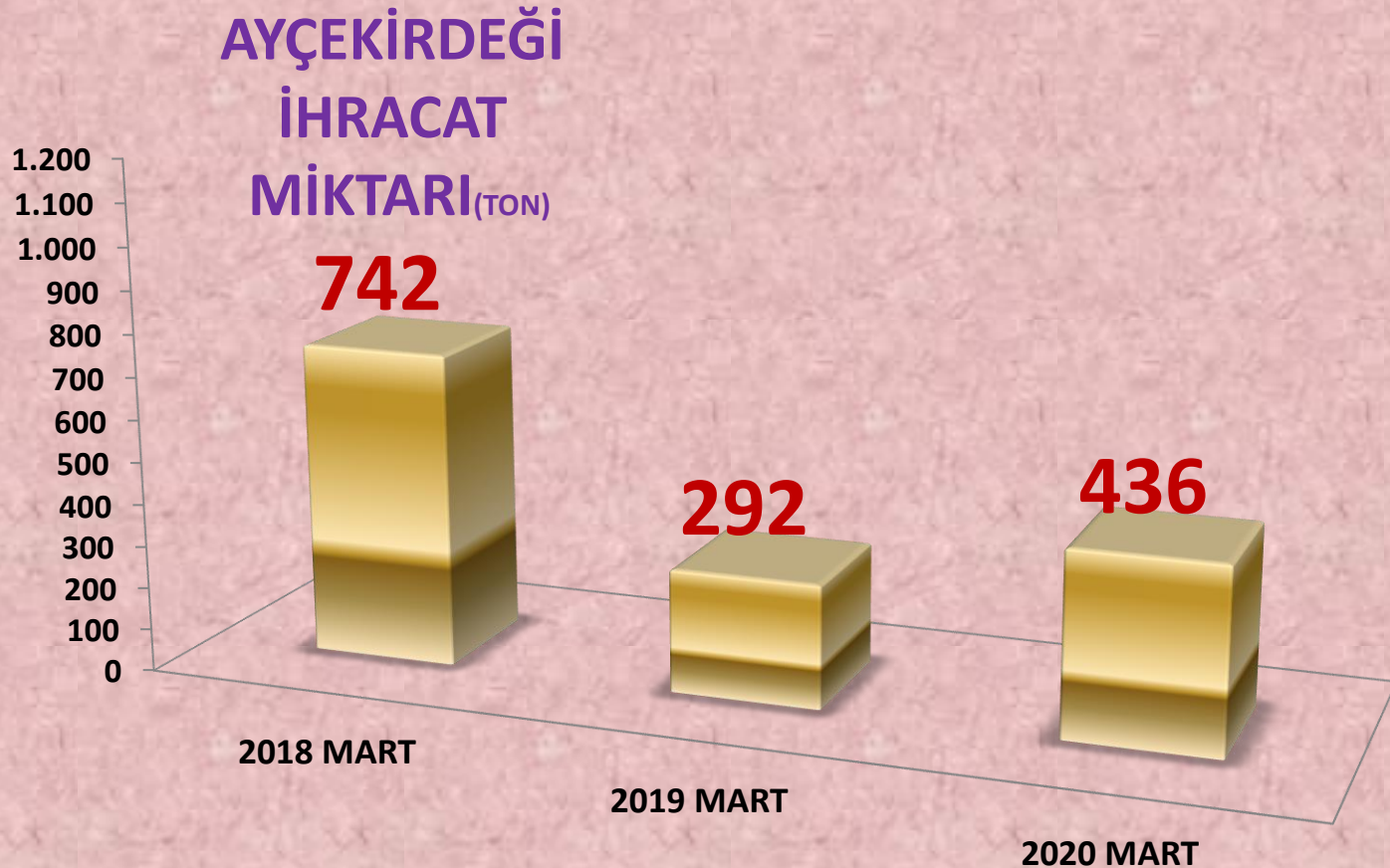


MAYIS AYLARI AYÇİÇEĞİ FİYAT ORT. (TL)

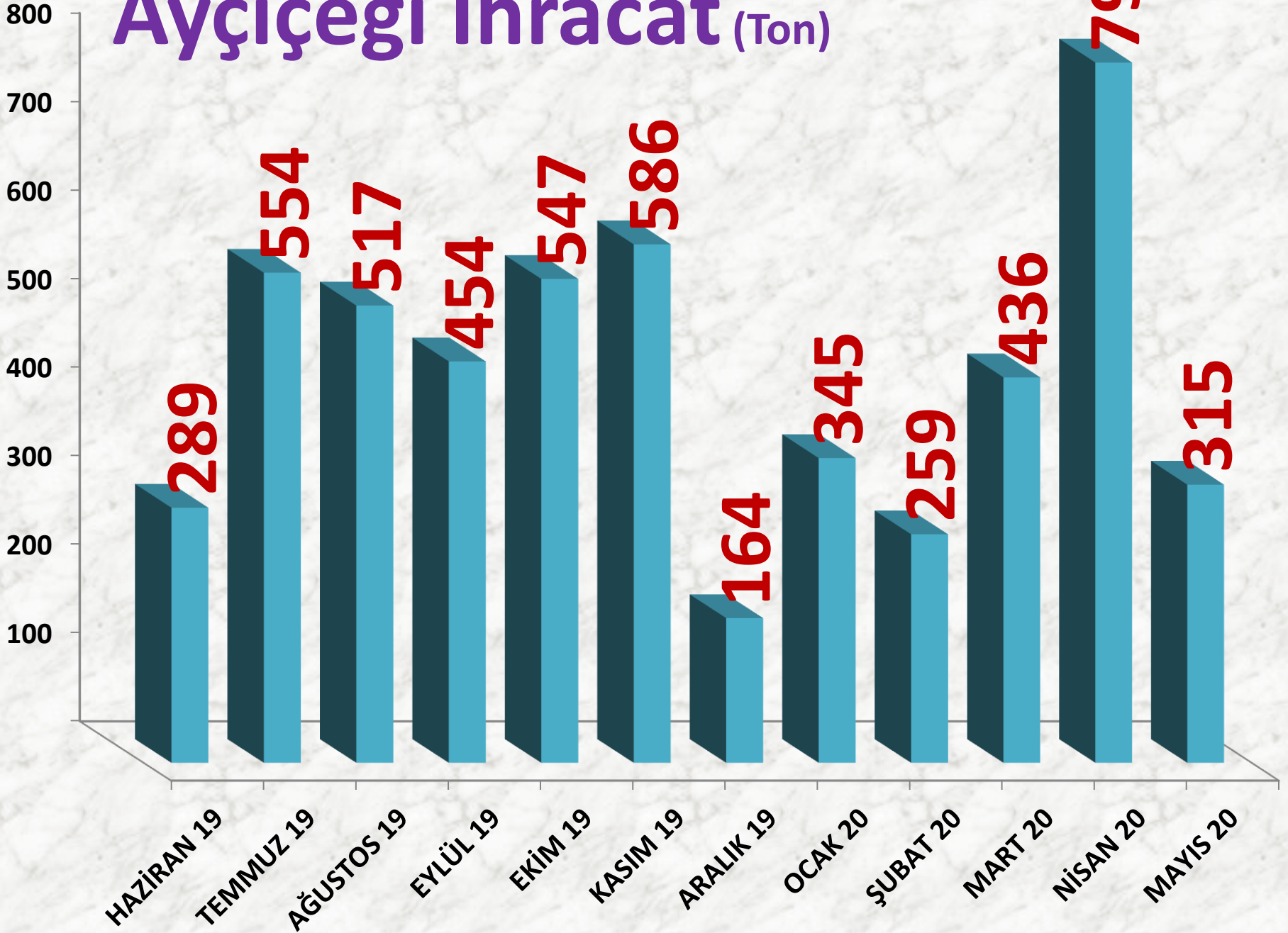


AYÇEKİRDEĞİ İHRACATI

İŞLEM HACMİ TON	2018 MAYIS	2019 MAYIS	2020 MAYIS
TTS	981 TON	-5% 929 TON	-66% 315 TON



Ayçiçeği İhracat (Ton)



MAYIS 20

HAZİRAN 19

5%

6%

TEMMUZ 19

11%

NİSAN 20

15%

AĞUSTOS 19

10%

MART 20

8%

EYLÜL 19

9%

ARALIK 19

3%

ŞUBAT 20

5%

KASIM 19

11%

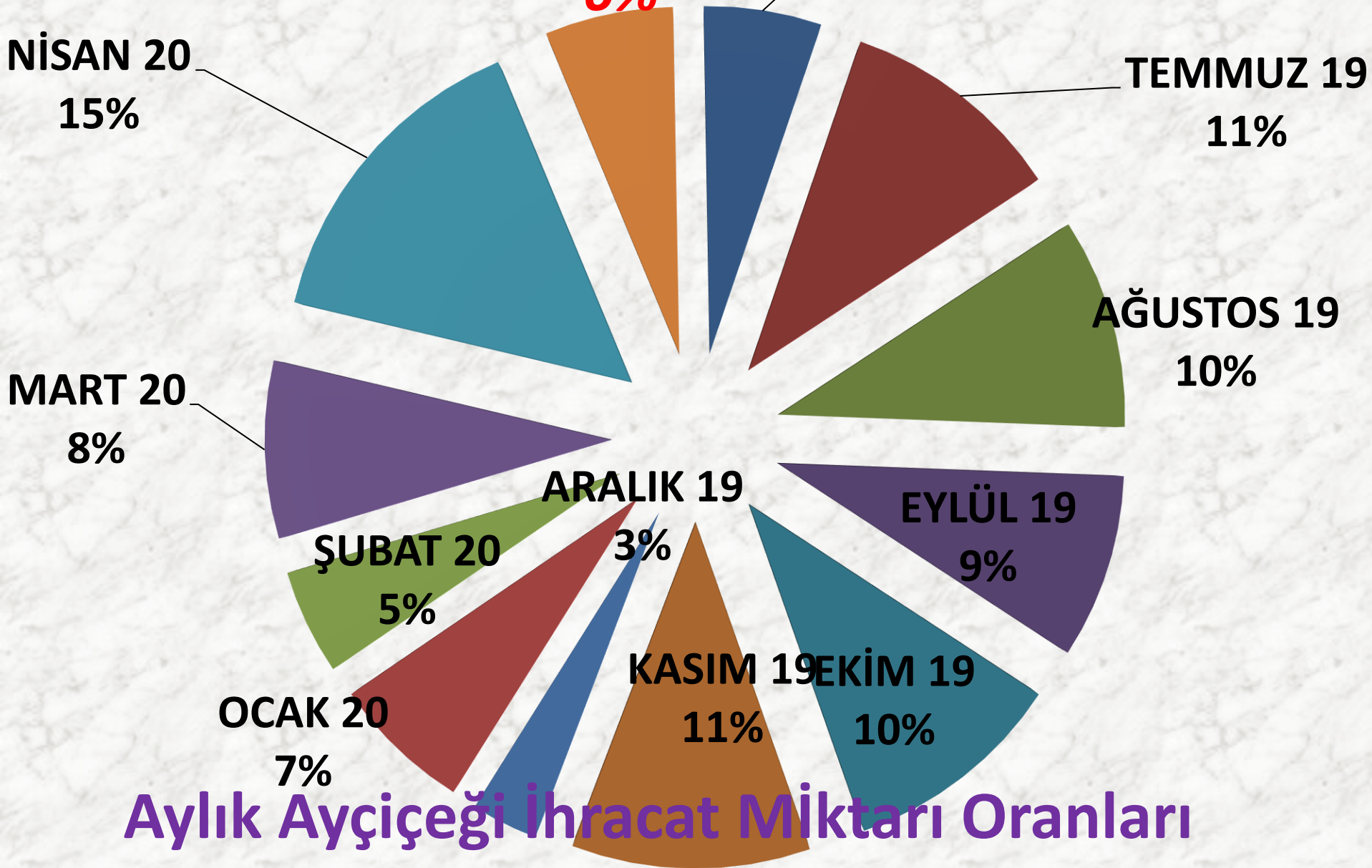
EKİM 19

10%

OCAK 20

7%

Aylık Ayçiçeği İhracat Miktarı Oranları



YILLIK TOPLAM AYÇİÇEĞİ İHRACAT MİKTARI (TON)

7.828

-33 %

5.261

-0 %

5.257

1 HAZİRAN 17 -
31 MAYIS 18

1 HAZİRAN 18 -
31 MAYIS 19

1 HAZİRAN 19 -
31 MAYIS 20

8.000 TON

7.000 TON

6.000 TON

5.000 TON

4.000 TON

3.000 TON

2.000 TON

1.000 TON

TON

SÜT

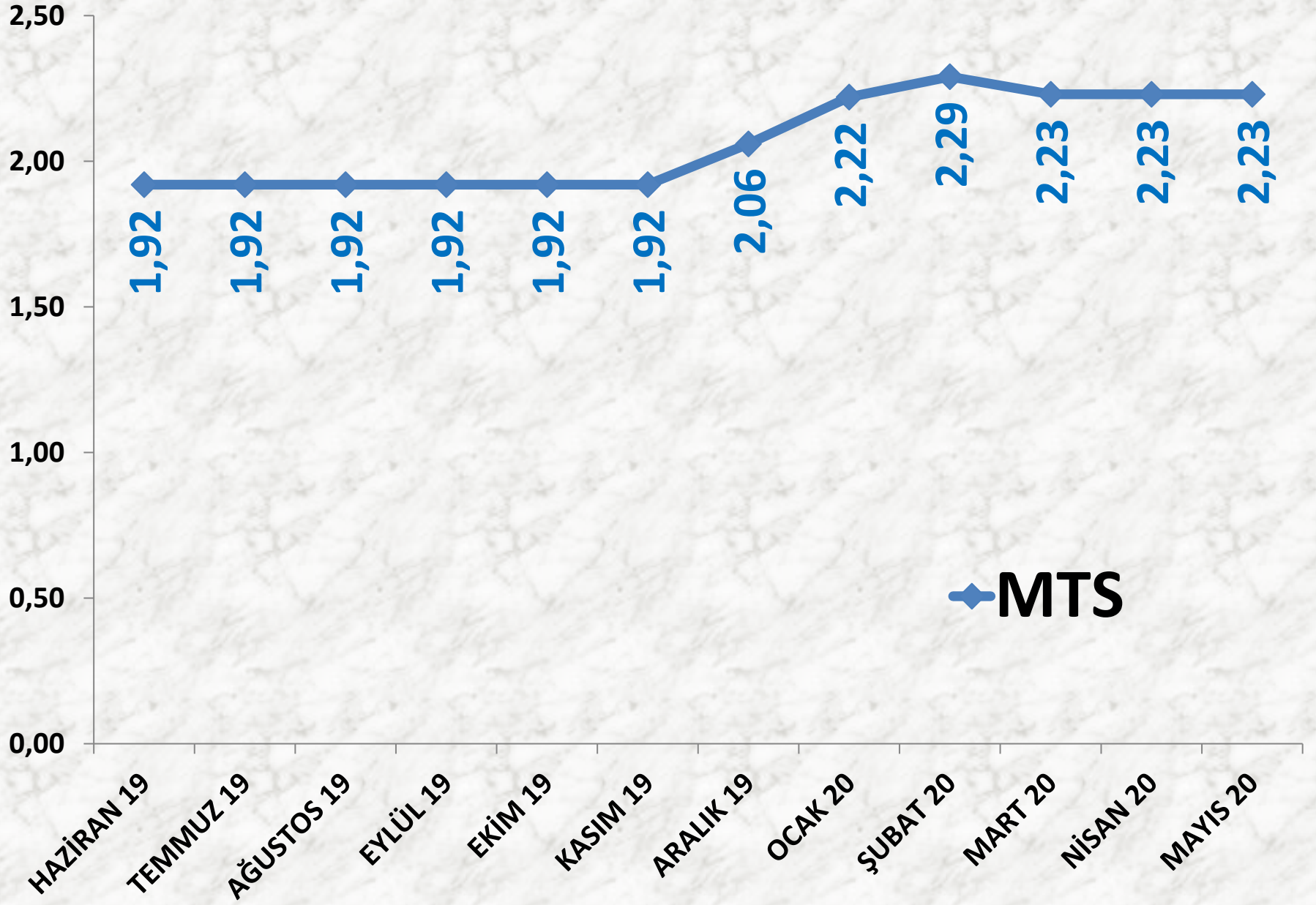
İŞLEM MİKTARI (M ³)	2018 MAYIS		2019 MAYIS		2020 MAYIS	
	MTS	31.155 M ³	-5%	29.661 M ³	3%	30.455 M ³

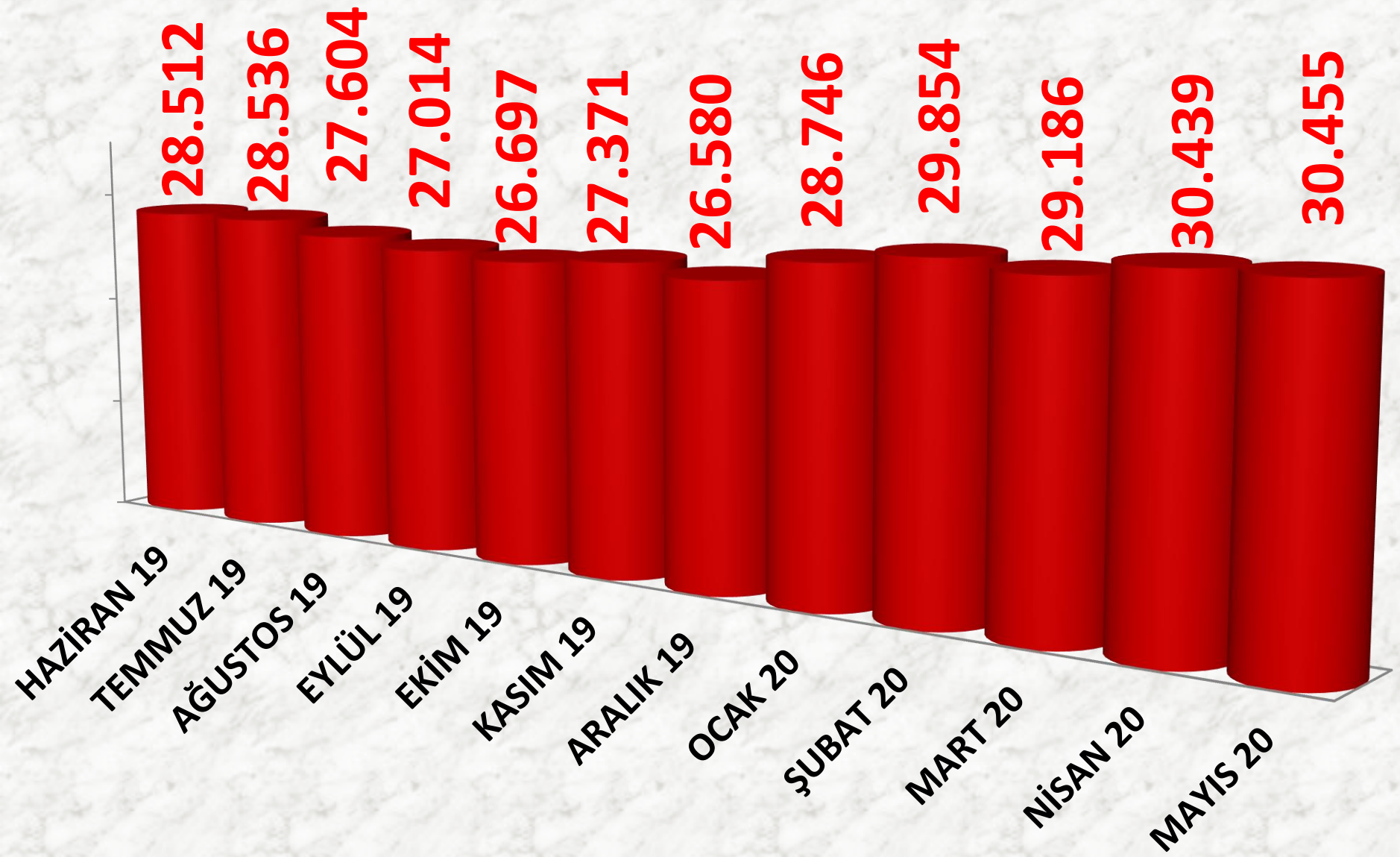
EN AZ FİYAT	2018 MAYIS		2019 MAYIS		2020 MAYIS	
	MTS	1,20 TL	17%	1,40 TL	32%	1,85 TL

EN ÇOK FİYAT	2018 MAYIS		2019 MAYIS		2020 MAYIS	
	MTS	1,70 TL	9%	1,85 TL	38%	2,55 TL

ORTALAMA FİYAT	2018 MAYIS		2019 MAYIS		2020 MAYIS	
	MTS	1,46 TL	12%	1,63 TL	37%	2,23 TL

AYLIK İNEK SÜTÜ FİYAT TRENDİ (TL)

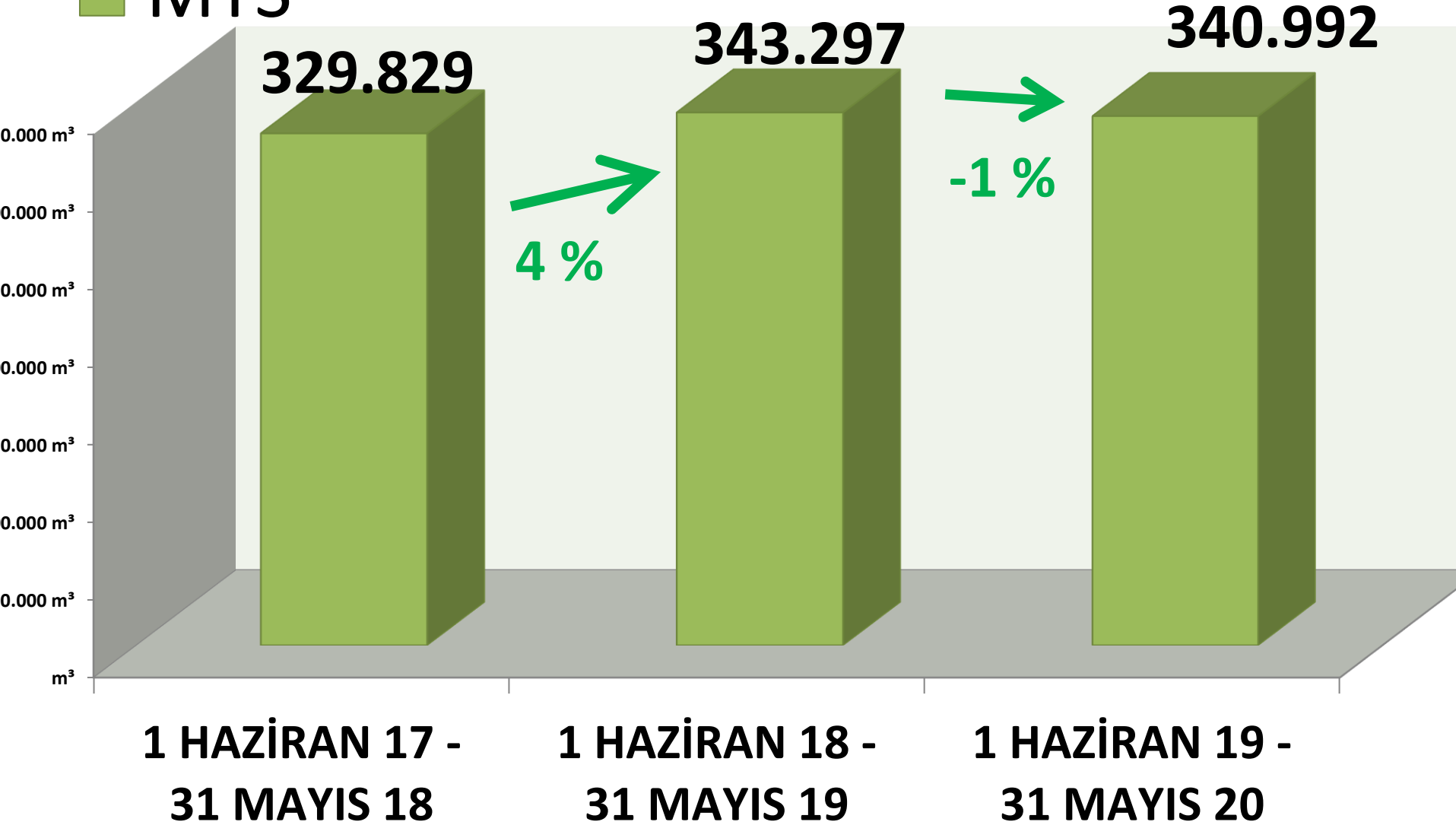




AYLIK SÜT İŞLEM MİKTARI (M³)

YILLIK TOPLAM İNEK SÜTÜ İŞLEM MİKTARI (M³)

■ MTS



BEYAZ HAŞHAŞ

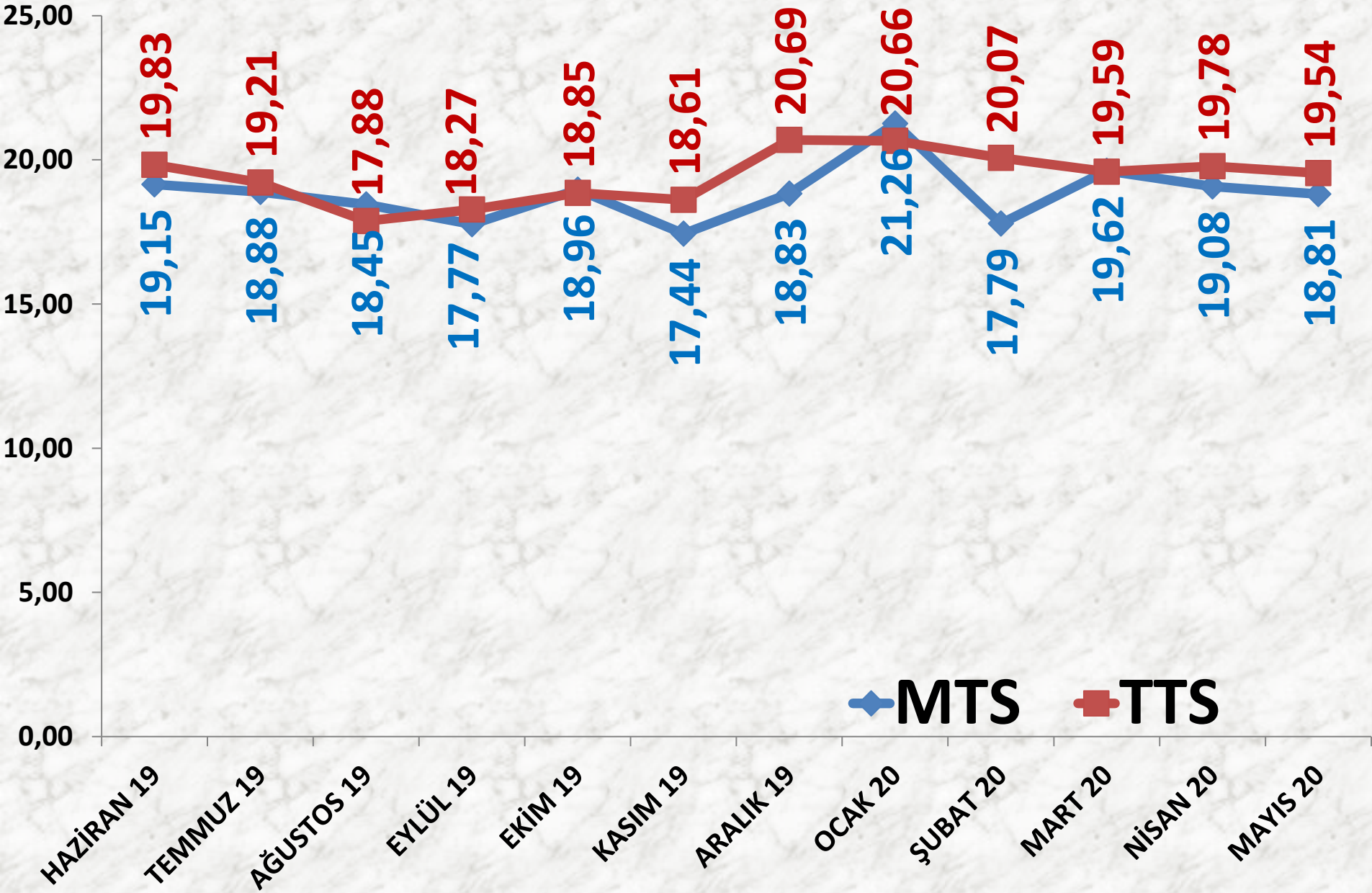
İŞLEM MİKTARI (TON)	2018 MAYIS	2019 MAYIS		2020 MAYIS	
<i>MTS</i>	596 TON	-47%	316 TON	-74%	81 TON
<i>TTS</i>	438 TON	46%	639 TON	-84%	101 TON

EN AZ FİYAT	2018 MAYIS	2019 MAYIS		2020 MAYIS	
MTS	7,00 TL	114%	15,00 TL	25%	18,75 TL
TTS	9,35 TL	106%	19,30 TL	-2%	19,00 TL

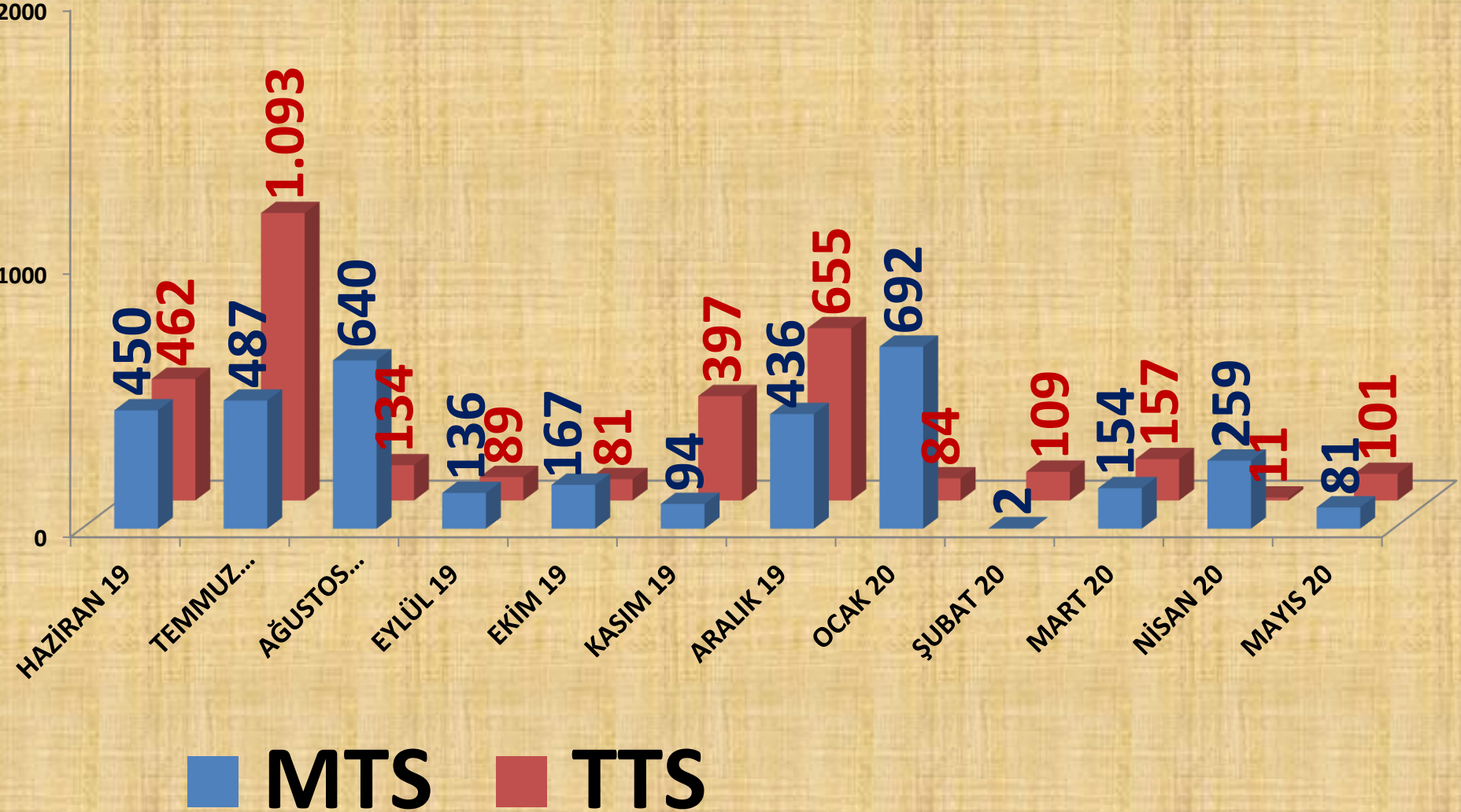
EN ÇOK FİYAT	2018 MAYIS	2019 MAYIS		2020 MAYIS	
MTS	10,80 TL	85%	20,00 TL	23%	24,50 TL
TTS	11,53 TL	125%	26,00 TL	8%	28,00 TL

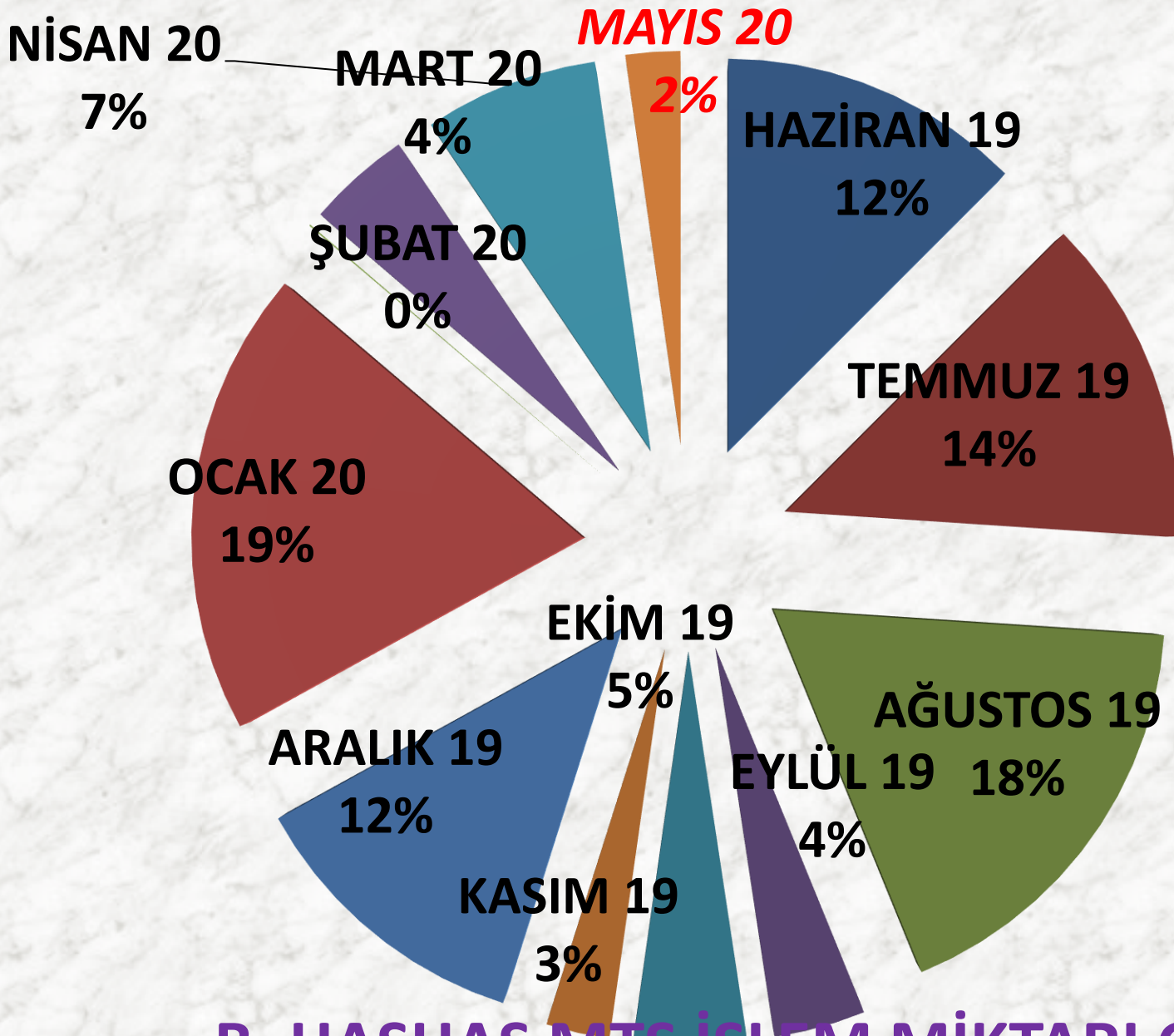
ORT. FİYAT	2018 MAYIS	2019 MAYIS		2020 MAYIS	
MTS	9,57 TL	102%	19,36 TL	-3%	18,81 TL
TTS	9,74 TL	104%	19,88 TL	-2%	19,54 TL

AYLIK B. HAŞHAŞ FİYAT TRENDİ (TL)



AYLIK B. HAŞHAŞ İŞLEM MİKTARI (TON)

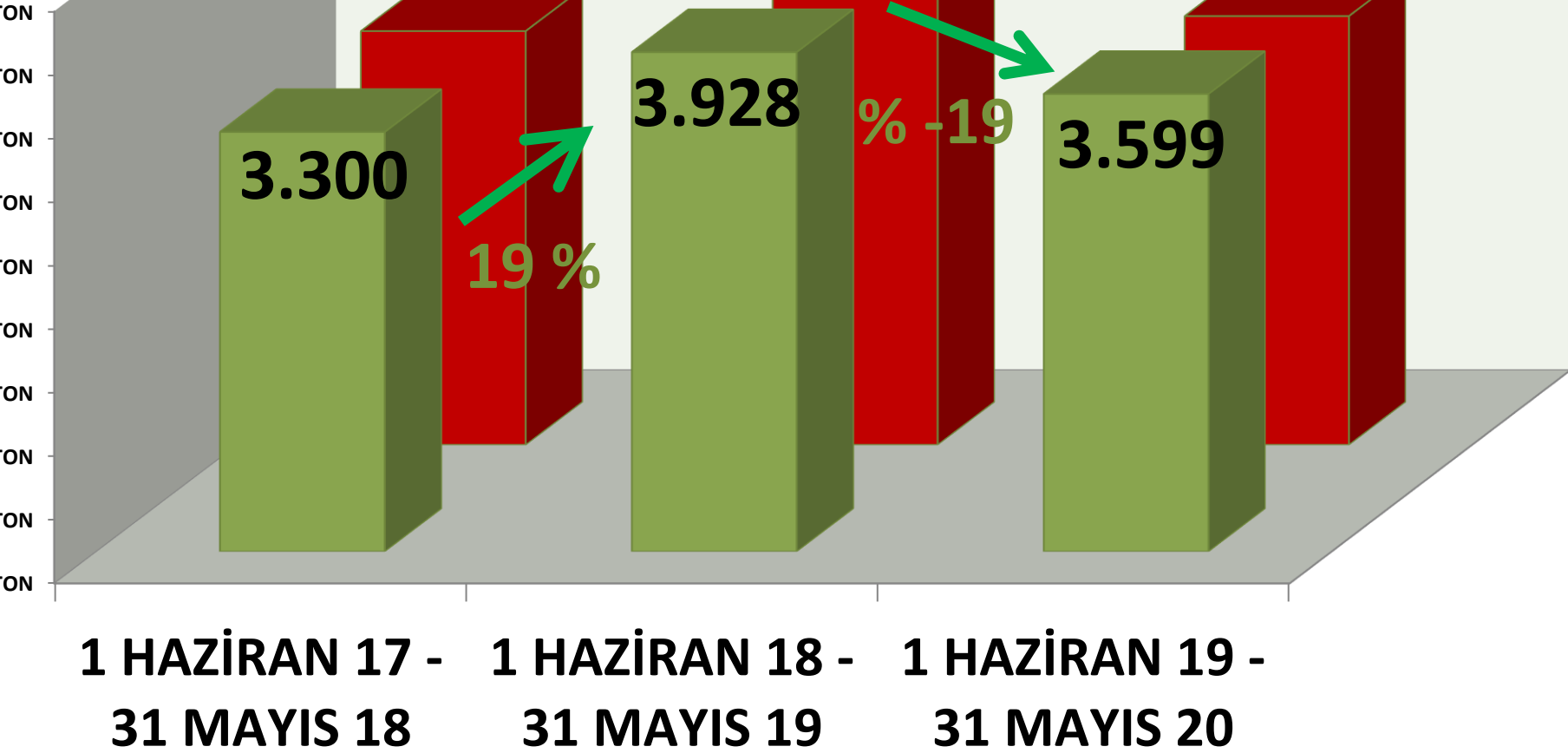




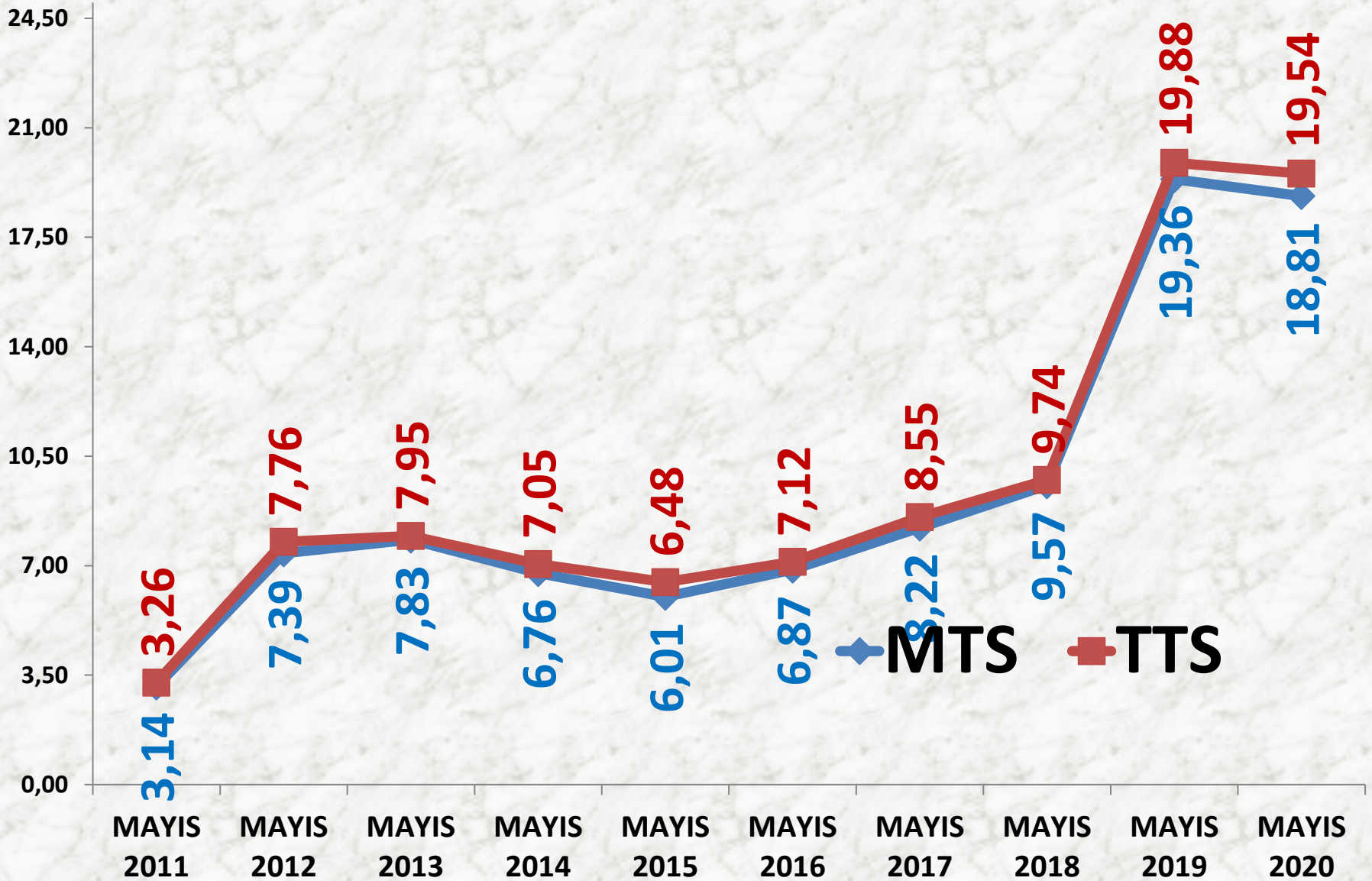
B. HAŞHAŞ MTS İŞLEM MİKTARI ORANLARI

MTS YILLIK TOPLAM B. HAŞHAŞ İŞLEM MİKTARI (TON)

■ TTS



MAYIS AYLARI B. HAŞHAŞ FİYAT TRENDİ (TL)



MAVİ HAŞHAŞ

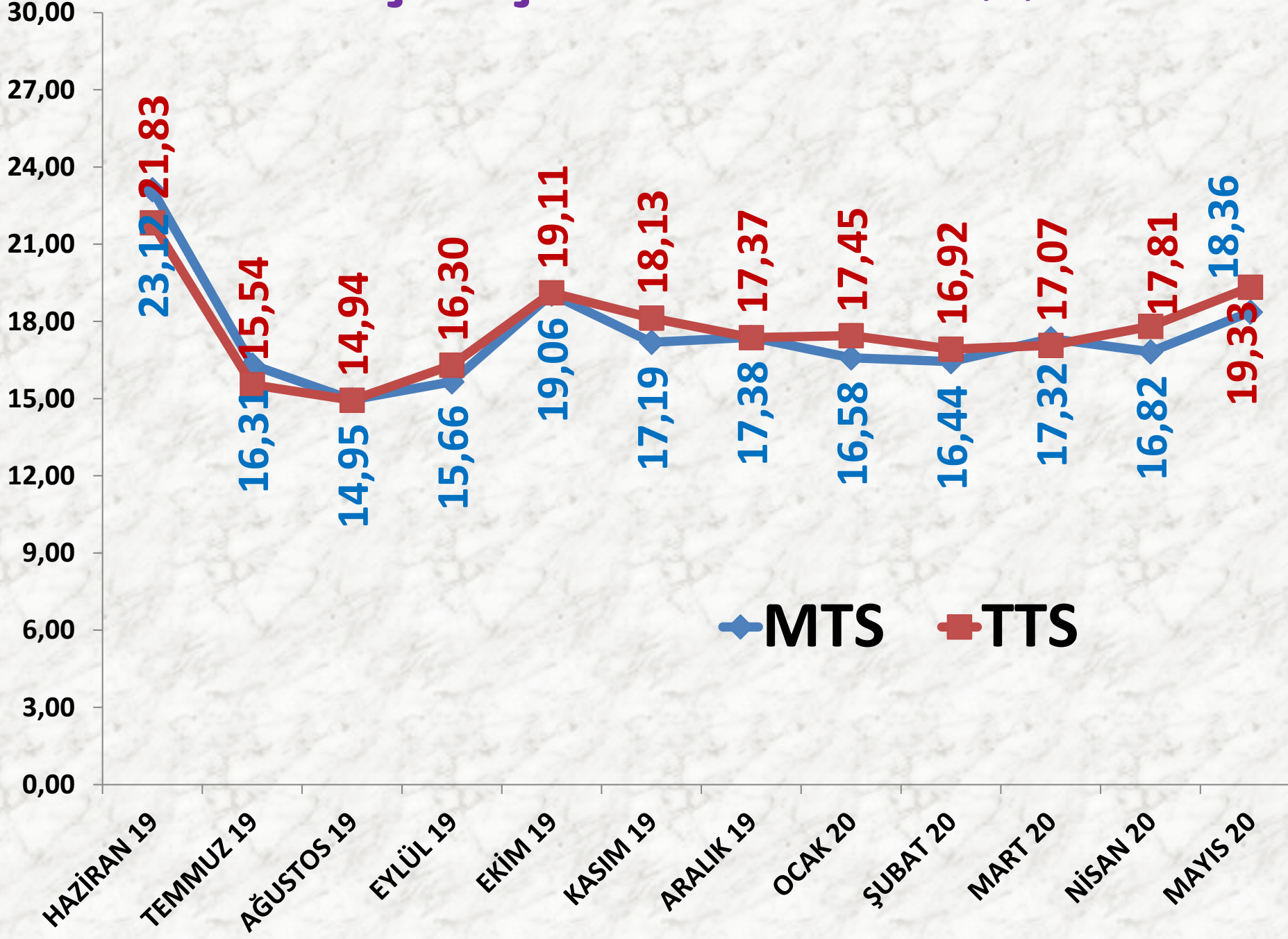
İŞLEM MİKTARI (TON)	2018 MART	2019 MART		2020 MART	
<i>MTS</i>	44 TON	57%	69 TON	-36%	44 TON
<i>TTS</i>	120 TON	-52%	57 TON	-50%	29 TON

EN AZ FİYAT	2018 MAYIS	2019 MAYIS		2020 MAYIS	
<i>MTS</i>	9,05 TL	143%	22,00 TL	-21%	17,30 TL
<i>TTS</i>	8,76 TL	140%	21,00 TL	-18%	17,30 TL

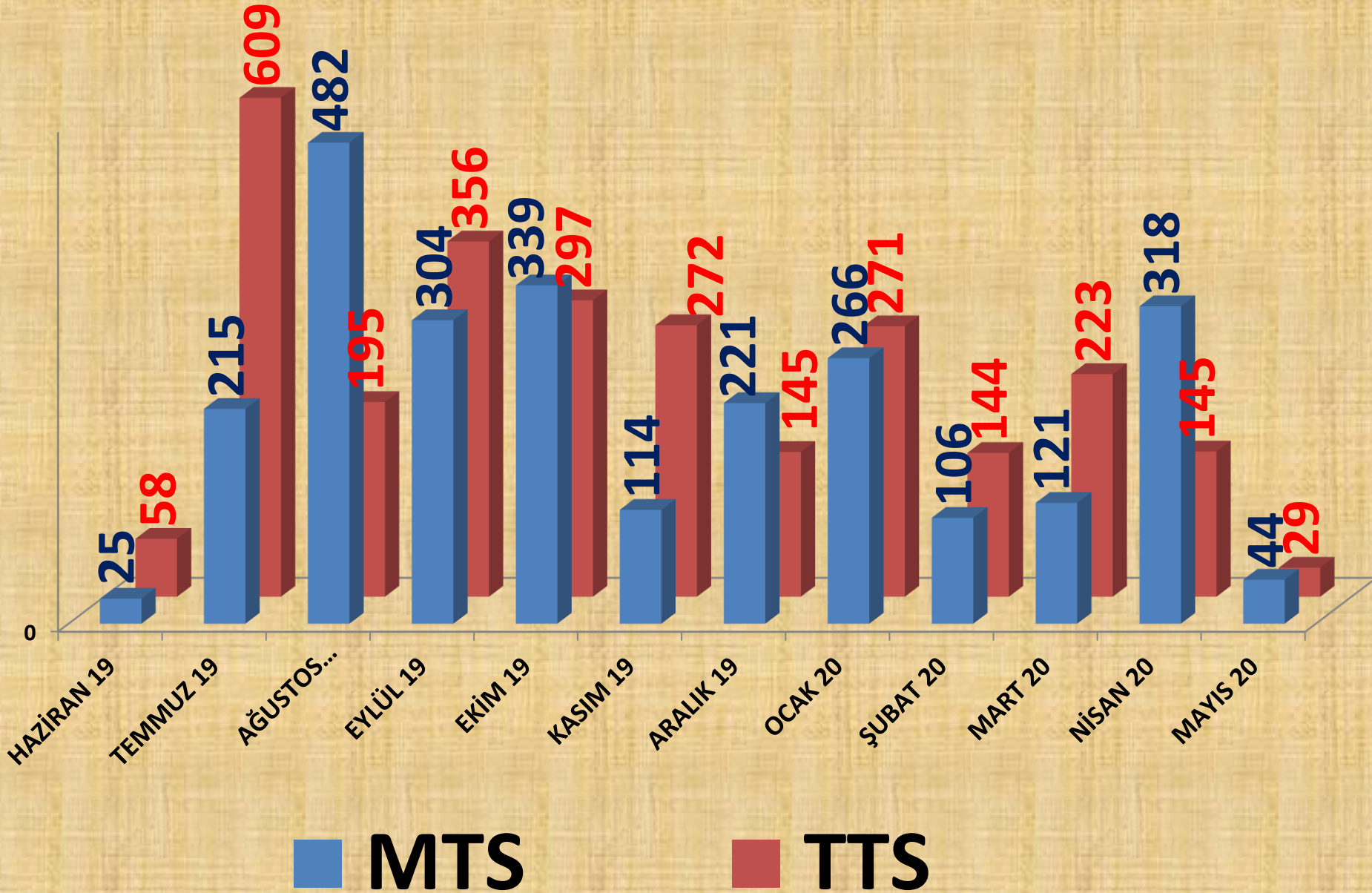
EN ÇOK FİYAT	2018 MAYIS	2019 MAYIS		2020 MAYIS	
<i>MTS</i>	10,50 TL	138%	25,01 TL	-7%	23,30 TL
<i>TTS</i>	12,25 TL	129%	28,00 TL	-13%	24,50 TL

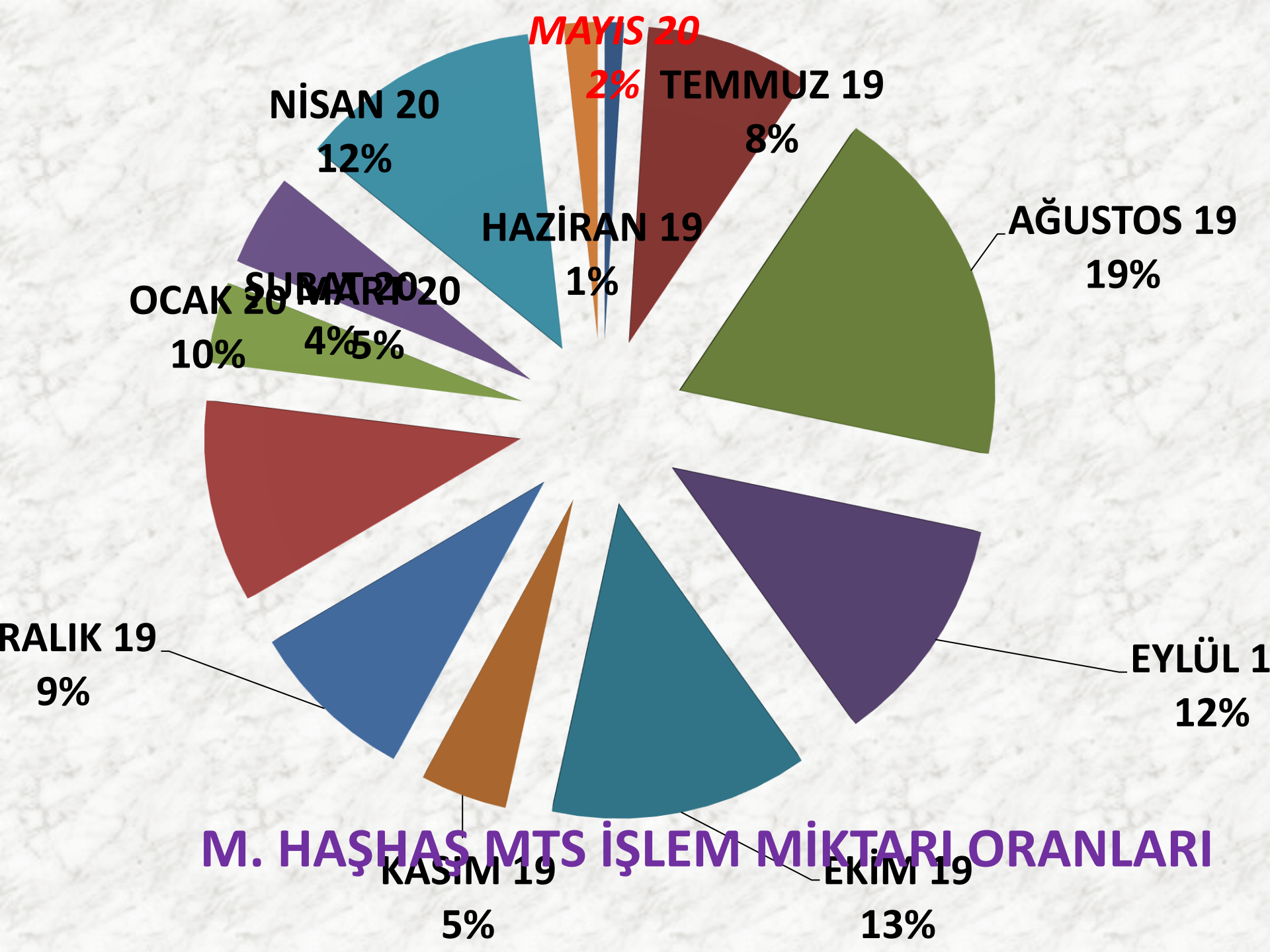
ORT. FİYAT	2018 MAYIS	2019 MAYIS		2020 MAYIS	
<i>MTS</i>	9,17 TL	143%	22,26 TL	-18%	18,36 TL
<i>TTS</i>	9,00 TL	155%	22,91 TL	-16%	19,33 TL

AYLIK M. HAŞHAŞ FİYAT TRENDİ (TL)



AYLIK M. HAŞHAŞ İŞLEM MİKTARI (TON)

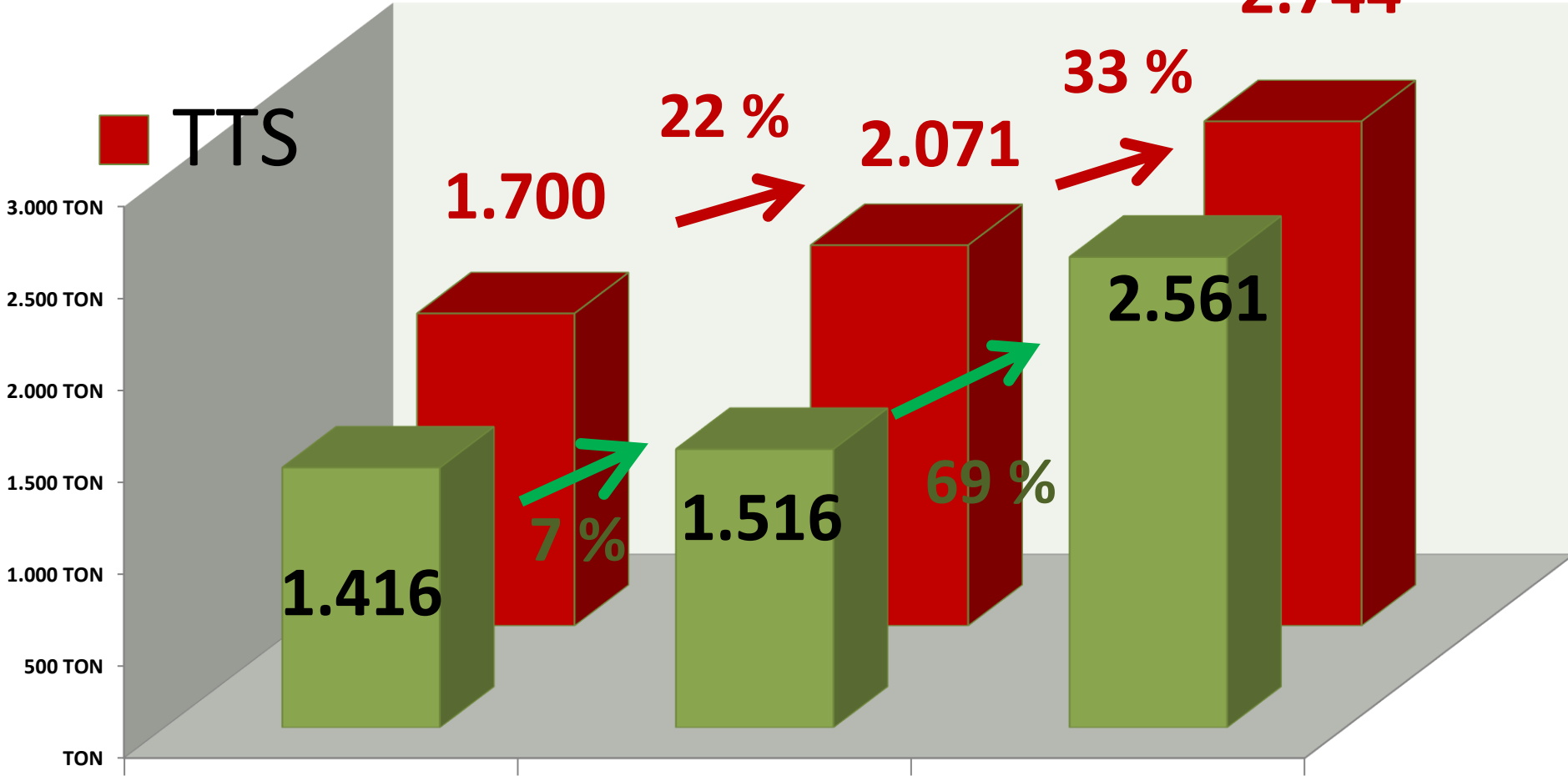




YILLIK TOPLAM M. HAŞHAŞ İŞLEM MİKTARI (TON)

■ MTS

■ TTS

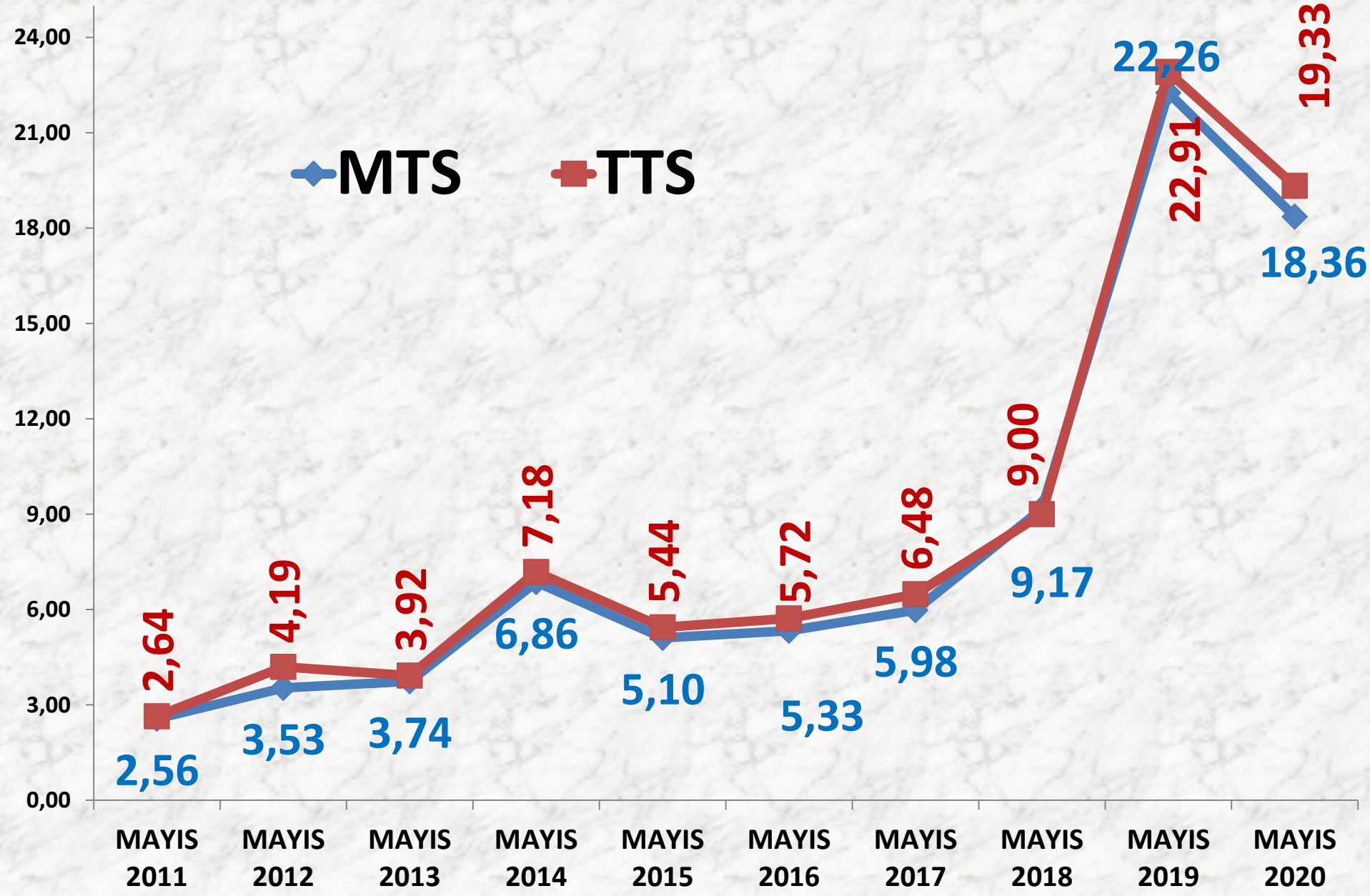


1 HAZİRAN 17 -
31 MAYIS 18

1 HAZİRAN 18 -
31 MAYIS 19

1 HAZİRAN 19 -
31 MAYIS 20

MAYIS AYLARI M. HAŞHAŞ FİYAT TRENDİ (TL)



KÜTLÜ PAMUK

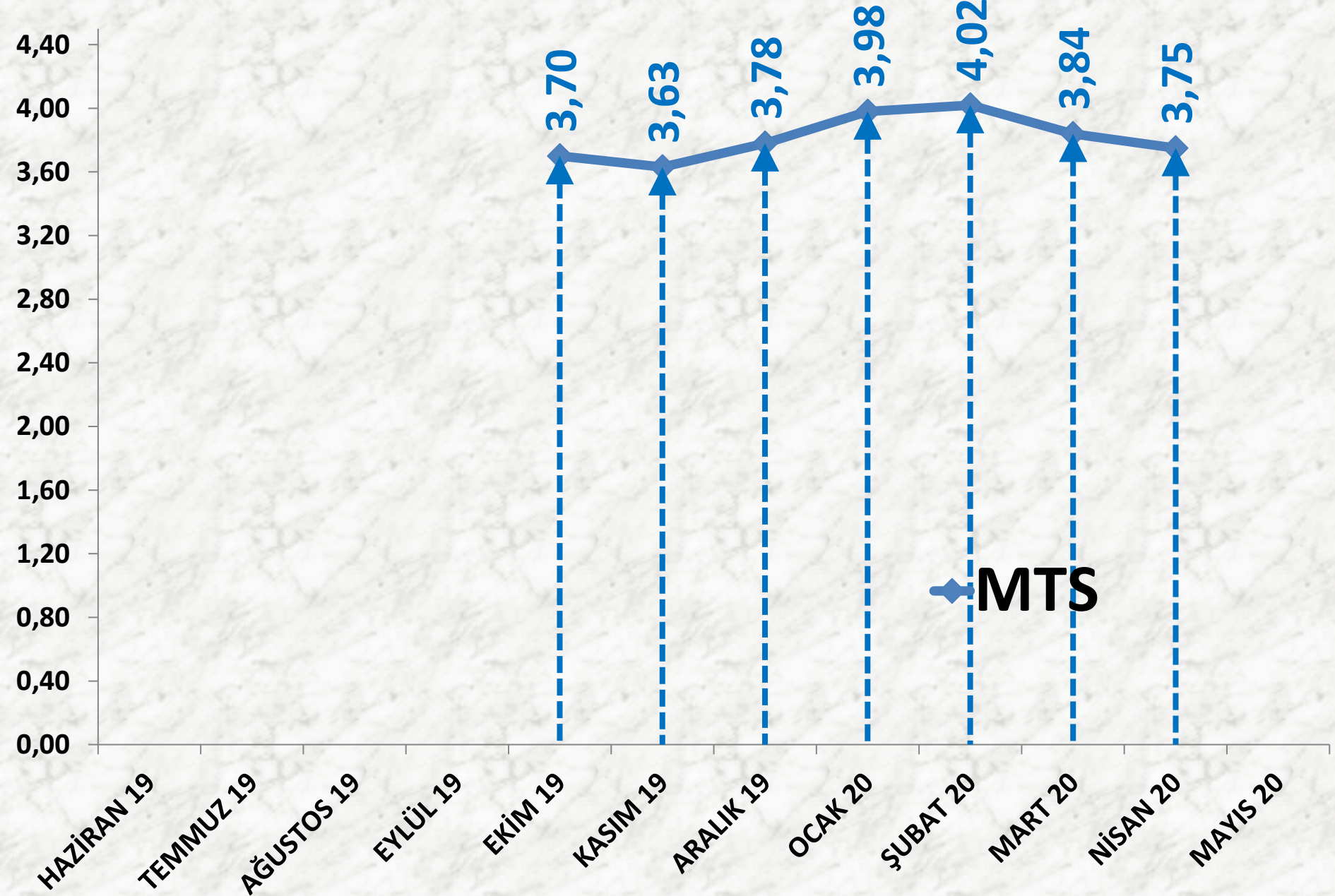
İŞLEM MİKTARI (TON)	2018 MAYIS	2019 MAYIS		2020 MAYIS	
MTS	-	-	-	-	-

EN AZ FİYAT	2018 MAYIS	2019 MAYIS		2020 MAYIS	
MTS	-	-	-	-	-

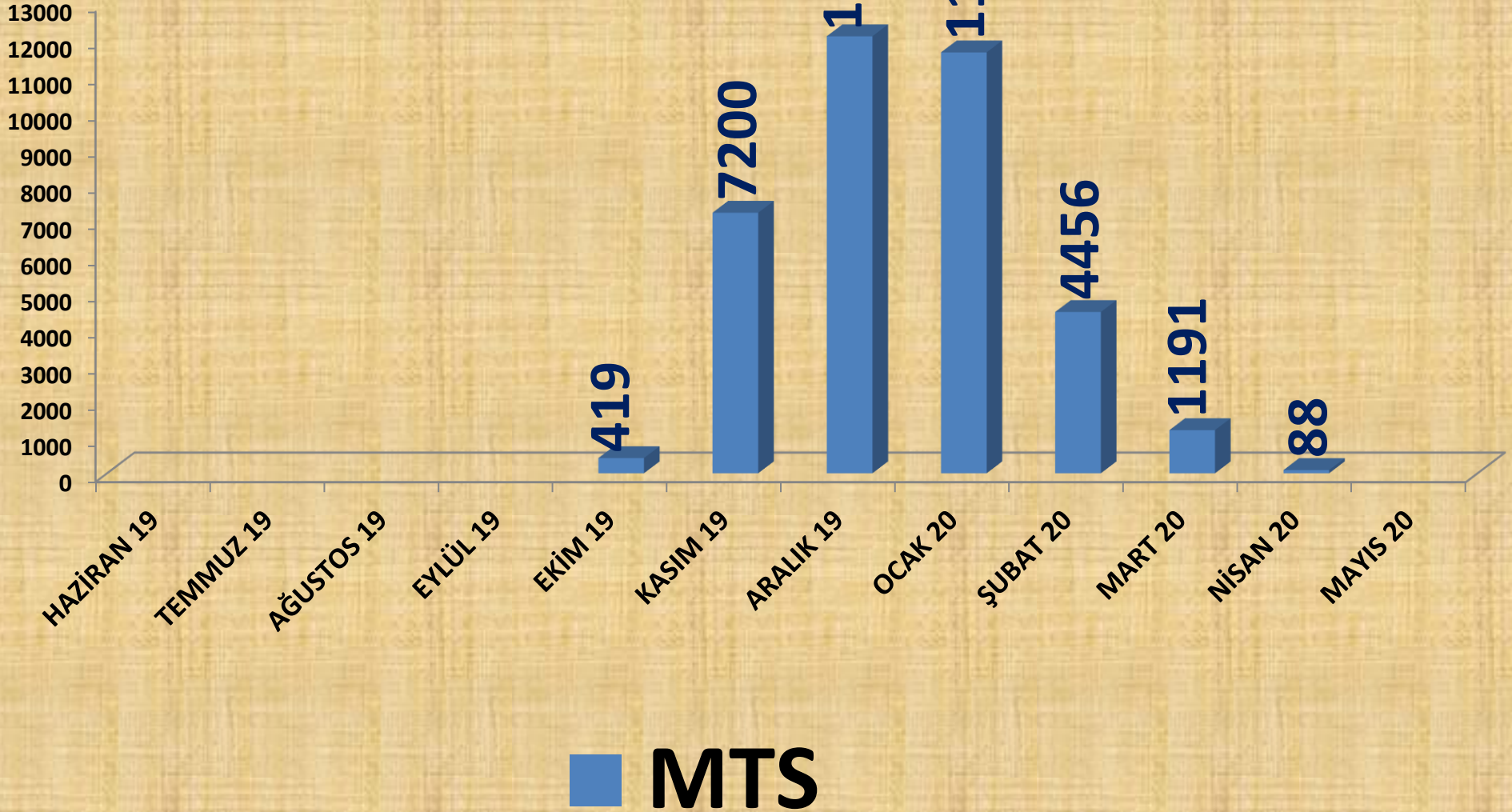
EN ÇOK FİYAT	2018 MAYIS	2019 MAYIS		2020 MAYIS	
MTS	-	-	-	-	-

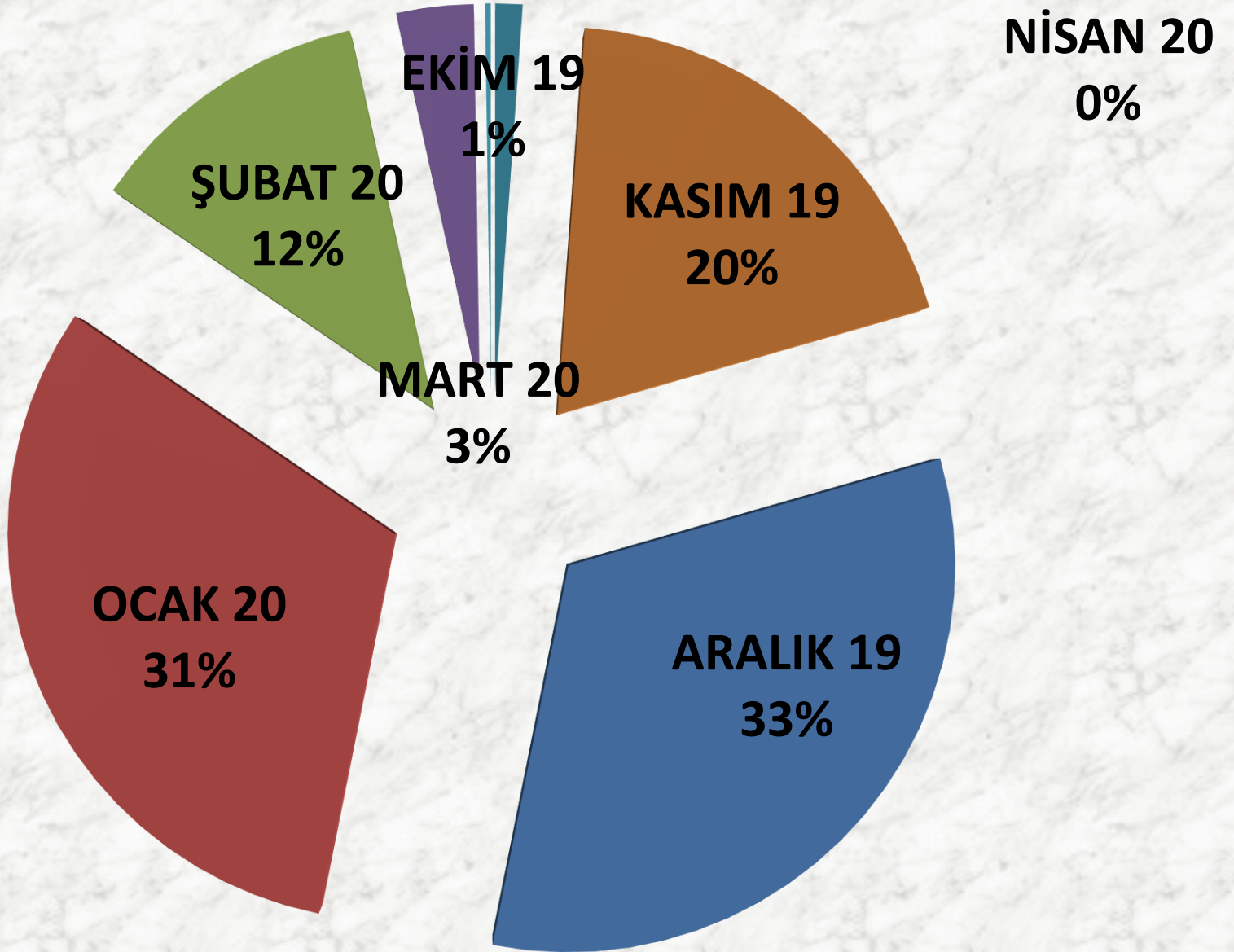
ORTALAMA FİYAT	2018 MAYIS	2019 MAYIS		2020 MAYIS	
MTS	-	-	-	-	-

AYLIK KÜTLÜ PAMUK FİYAT TRENDİ (TL)



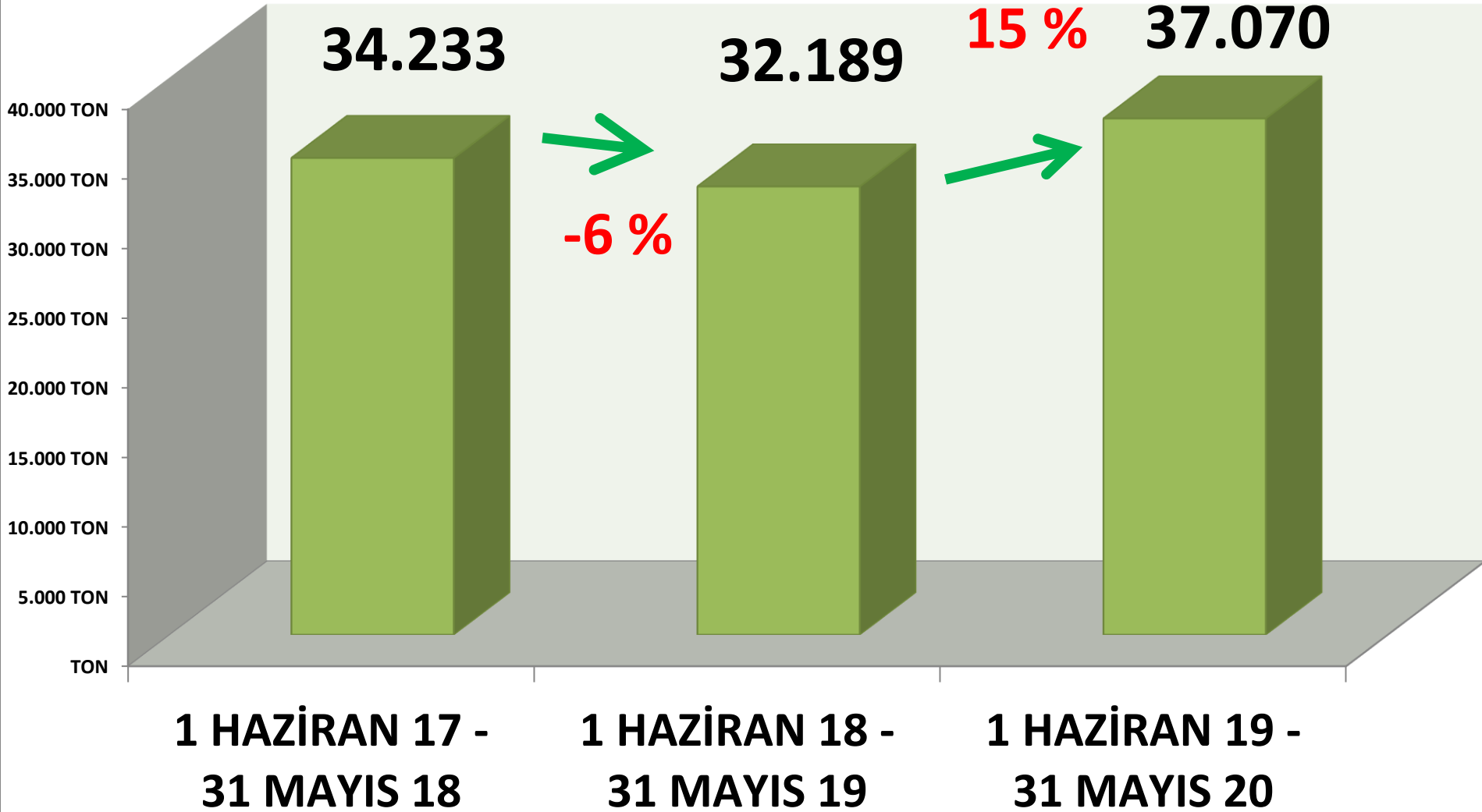
AYLIK KÜTLÜ PAMUK İŞLEM MİKTARI (TON)





**AYLIK KÜTLÜ PAMUK MTS İŞLEM MİKTARI
ORANLARI**

YILLIK TOPLAM KÜTLÜ PAMUK İŞLEM MİKTARI (TON)



MAYIS AYLARI K.PAMUK FİYAT TRENDİ_(TL)



MAHLIÇ PAMUK

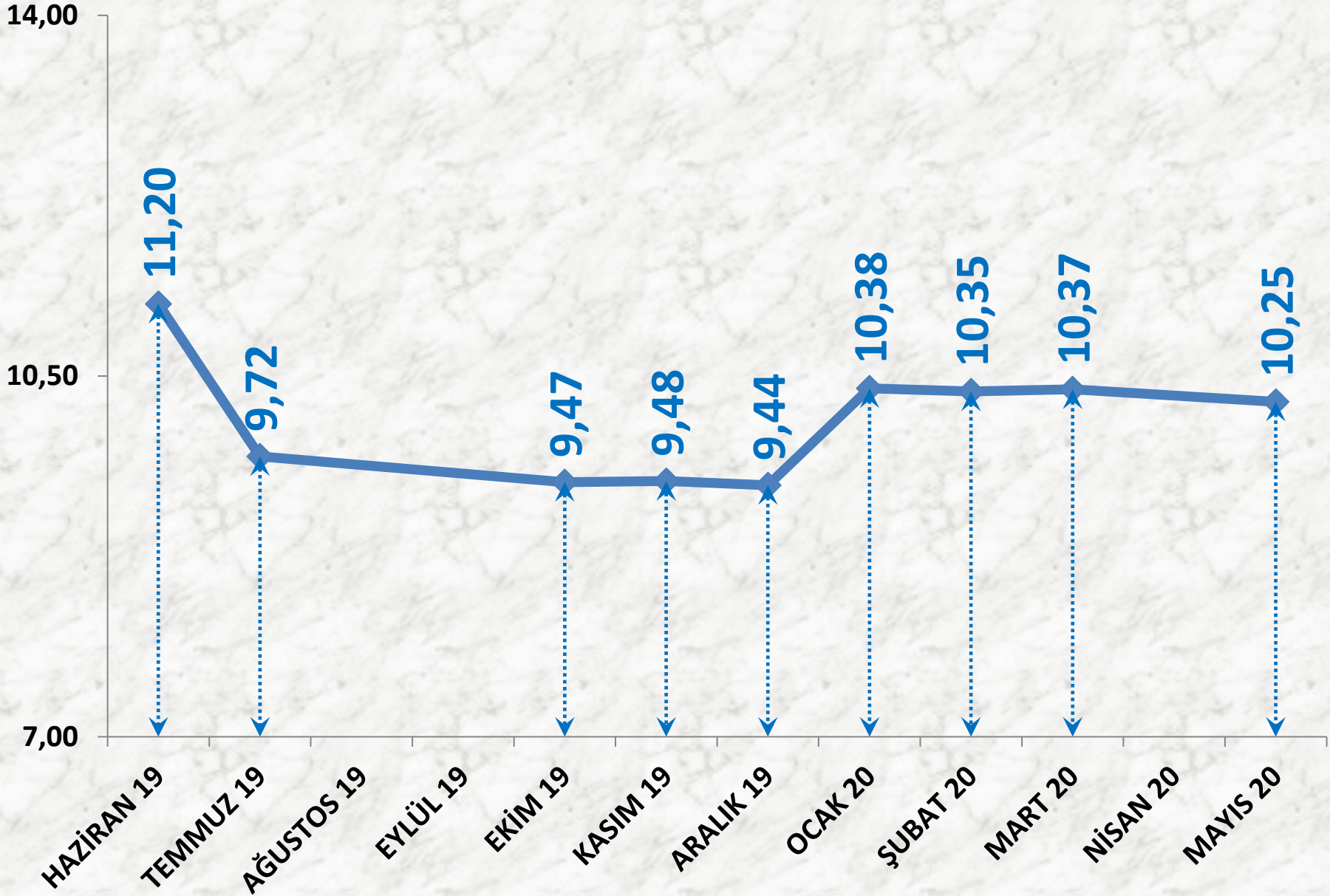
İŞLEM MİKTARI (TON)	2018 MAYIS		2019 MAYIS		2020 MAYIS	
	TTS	1.472 TON	-64%	527 TON	-44%	294 TON

EN AZ FİYAT	2018 MAYIS		2019 MAYIS		2020 MAYIS	
	TTS	7,50 TL	44%	10,80 TL	-7%	10,00 TL

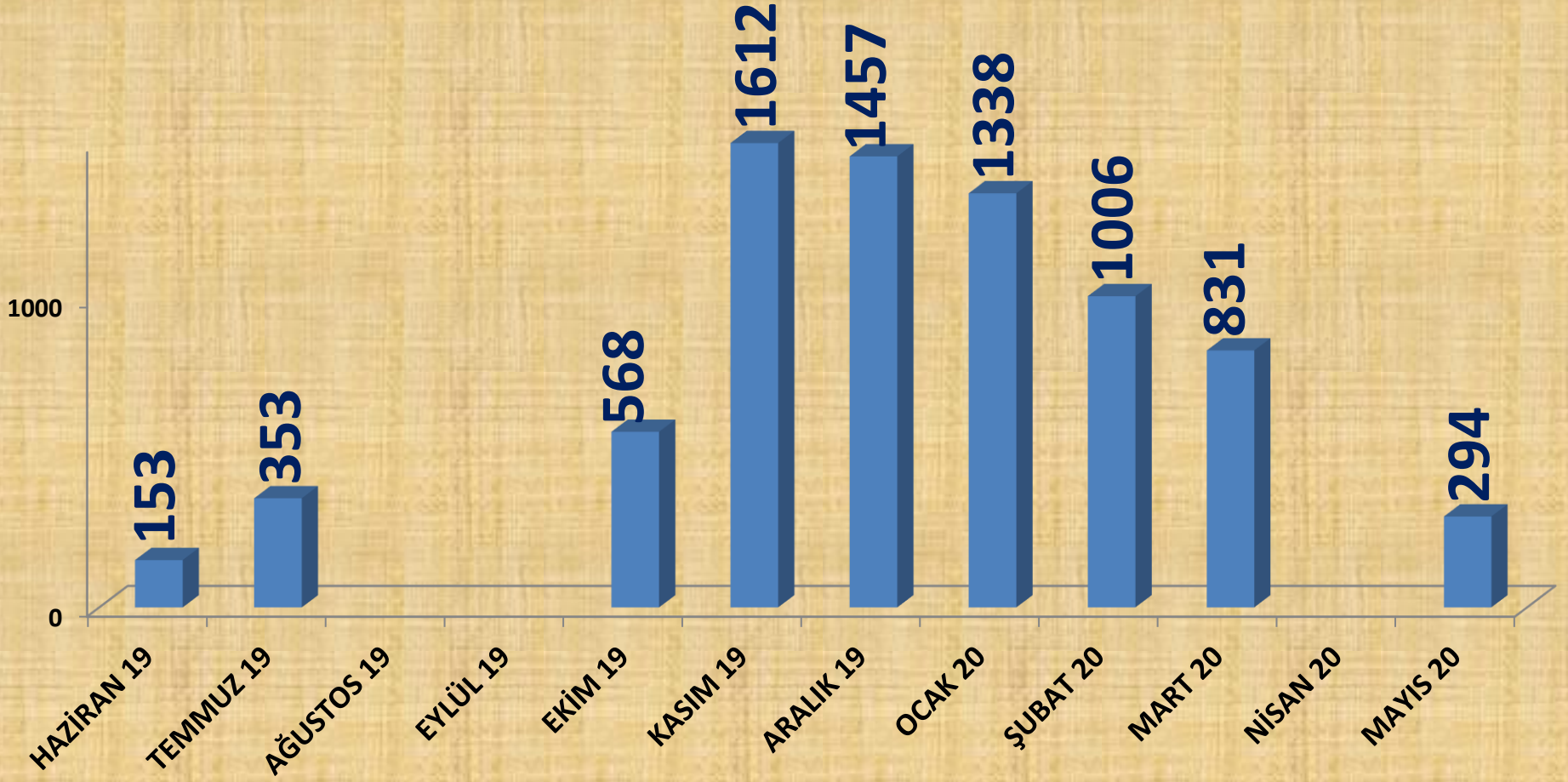
EN ÇOK FİYAT	2018 MAYIS		2019 MAYIS		2020 MAYIS	
	TTS	8,80 TL	31%	11,50 TL	-10%	10,30 TL

ORTALAMA FİYAT	2018 MAYIS		2019 MAYIS		2020 MAYIS	
	TTS	7,89 TL	41%	11,15 TL	-8%	10,25 TL

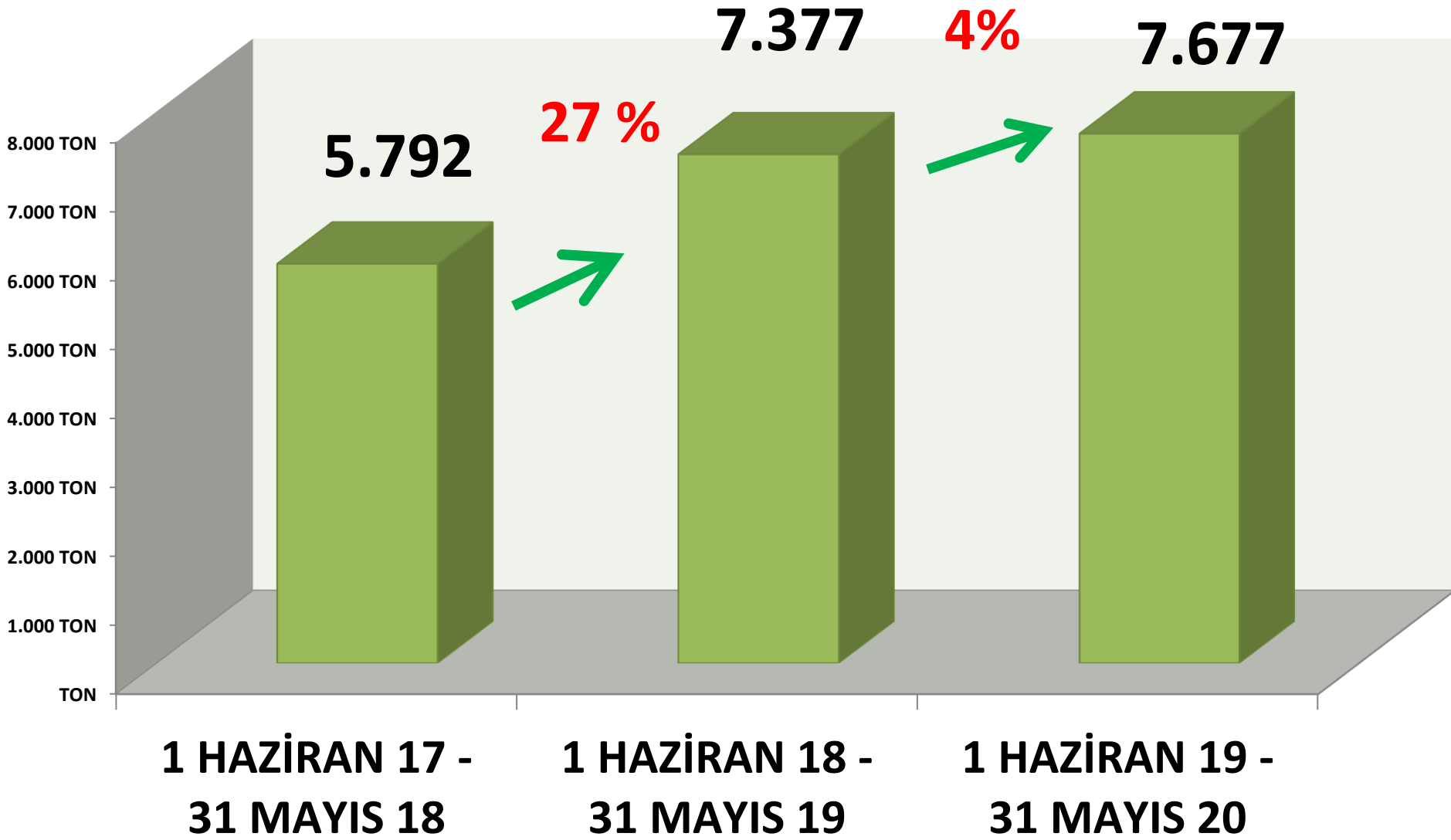
AYLIK MAHLIÇ PAMUK FİYAT TRENDİ_(TL)



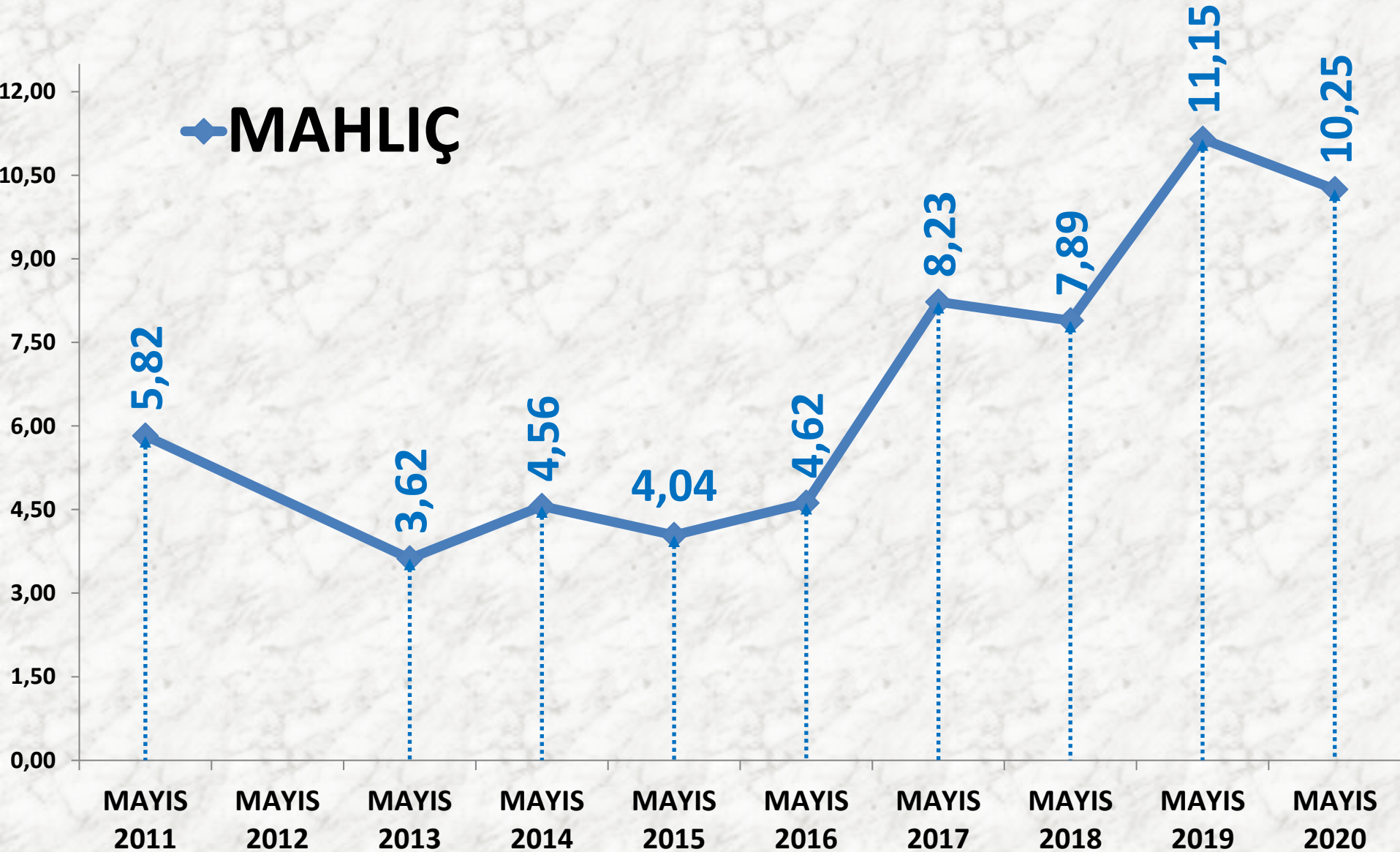
AYLIK MAHLIÇ PAMUK İŞLEM MİKTARI (TON)



YILLIK TOPLAM MAHLIÇ PAMUK İŞLEM MİKTARI (TON)



MAYIS AYLARI MAHLIÇ PAMUK FİYAT ORT. (TL)



KEKİK

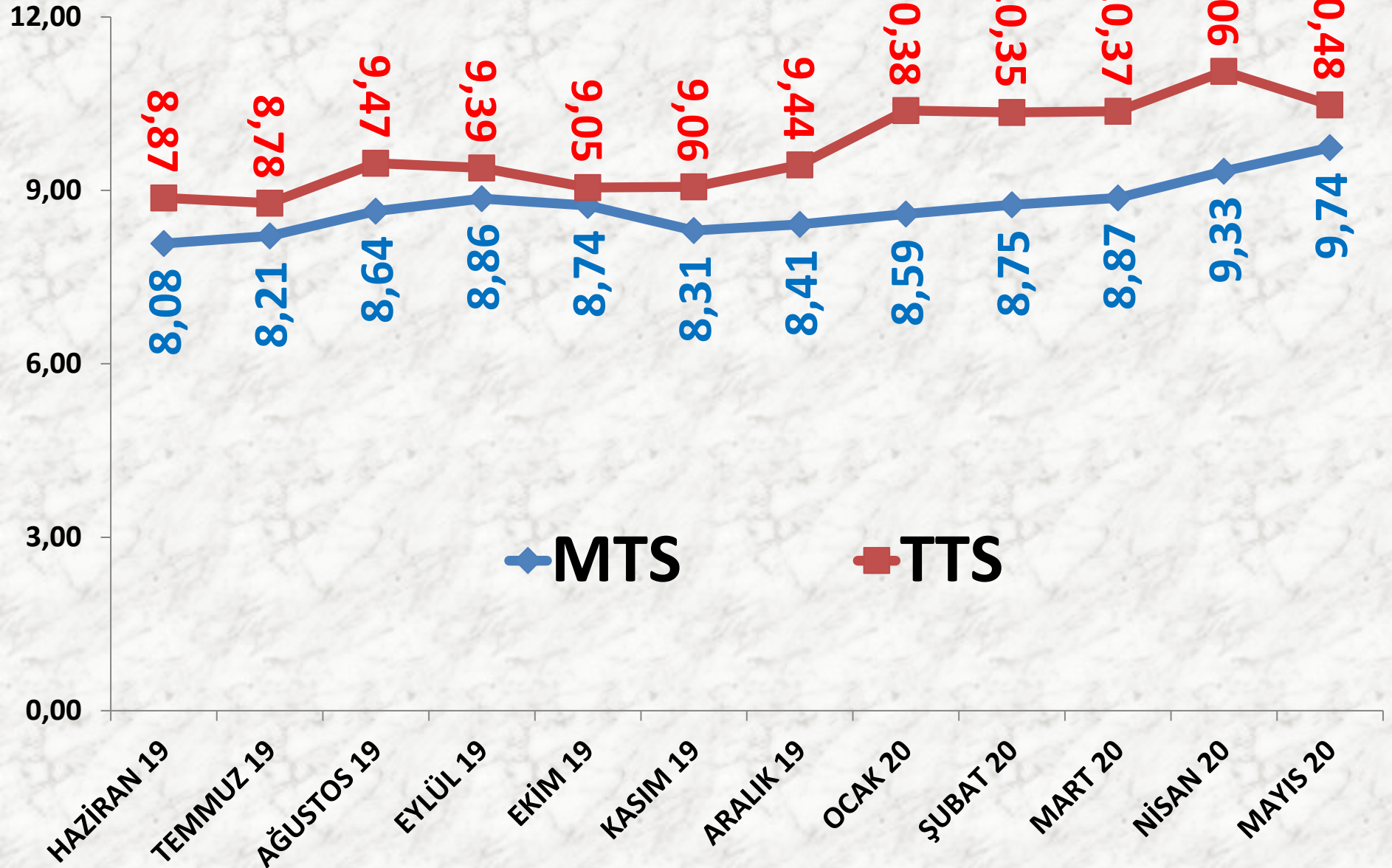
İŞLEM HACMI (TON)	2018 MAYIS	2019 MAYIS		2020 MAYIS	
<i>MTS</i>	303 TON	39%	421 TON	-43%	240 TON
<i>TTS</i>	311 TON	2%	319 TON	-2%	311 TON

EN AZ FİYAT	2018 MAYIS	2019 MAYIS		2020 MAYIS	
<i>MTS</i>	5,40 TL	30%	7,01 TL	2%	7,14 TL
<i>TTS</i>	3,50 TL	43%	5,00 TL	-20%	4,00 TL

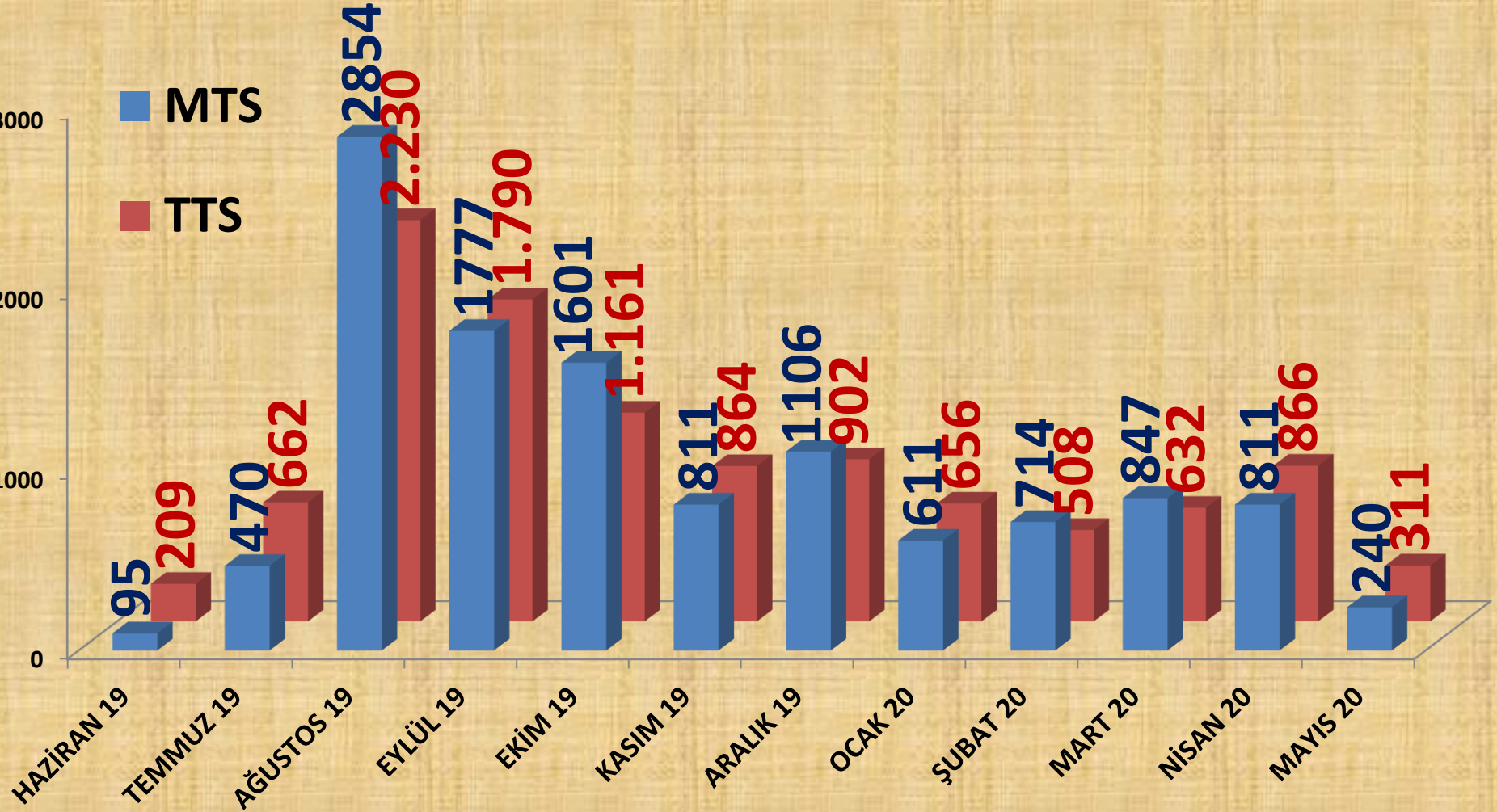
EN ÇOK FİYAT	2018 MAYIS	2019 MAYIS		2020 MAYIS	
<i>MTS</i>	9,55 TL	26%	12,00 TL	-11%	10,64 TL
<i>TTS</i>	19,42 TL	3%	20,00 TL	14%	22,75 TL

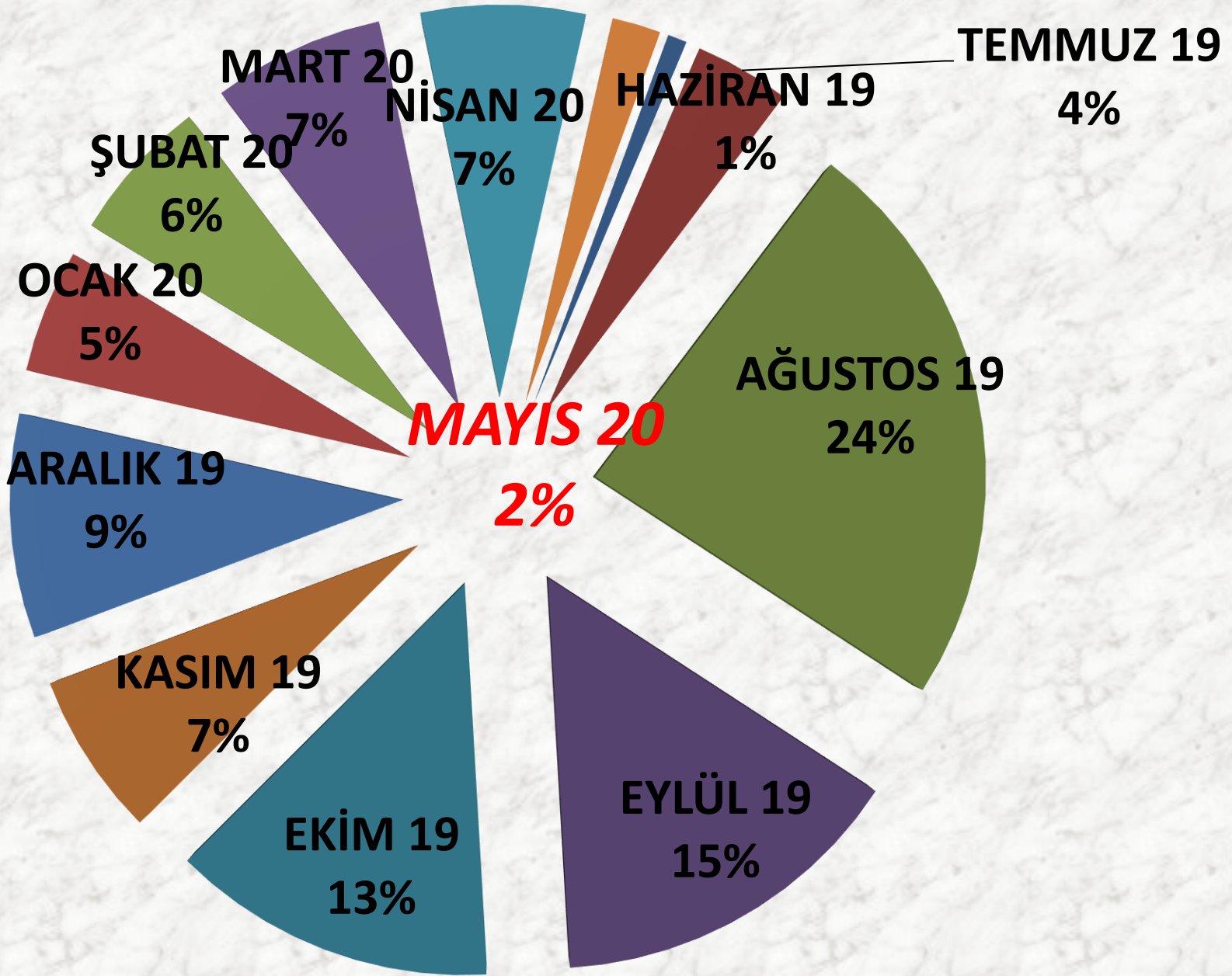
ORT. FİYAT	2018 MAYIS	2019 MAYIS		2020 MAYIS	
<i>MTS</i>	8,05 TL	-1%	7,99 TL	22%	9,74 TL
<i>TTS</i>	9,46 TL	-10%	8,49 TL	23%	10,48 TL

AYLIK KEKİK FİYAT TRENDİ (₺)



AYLIK KEKİK İŞLEM MİKTARI (TON)



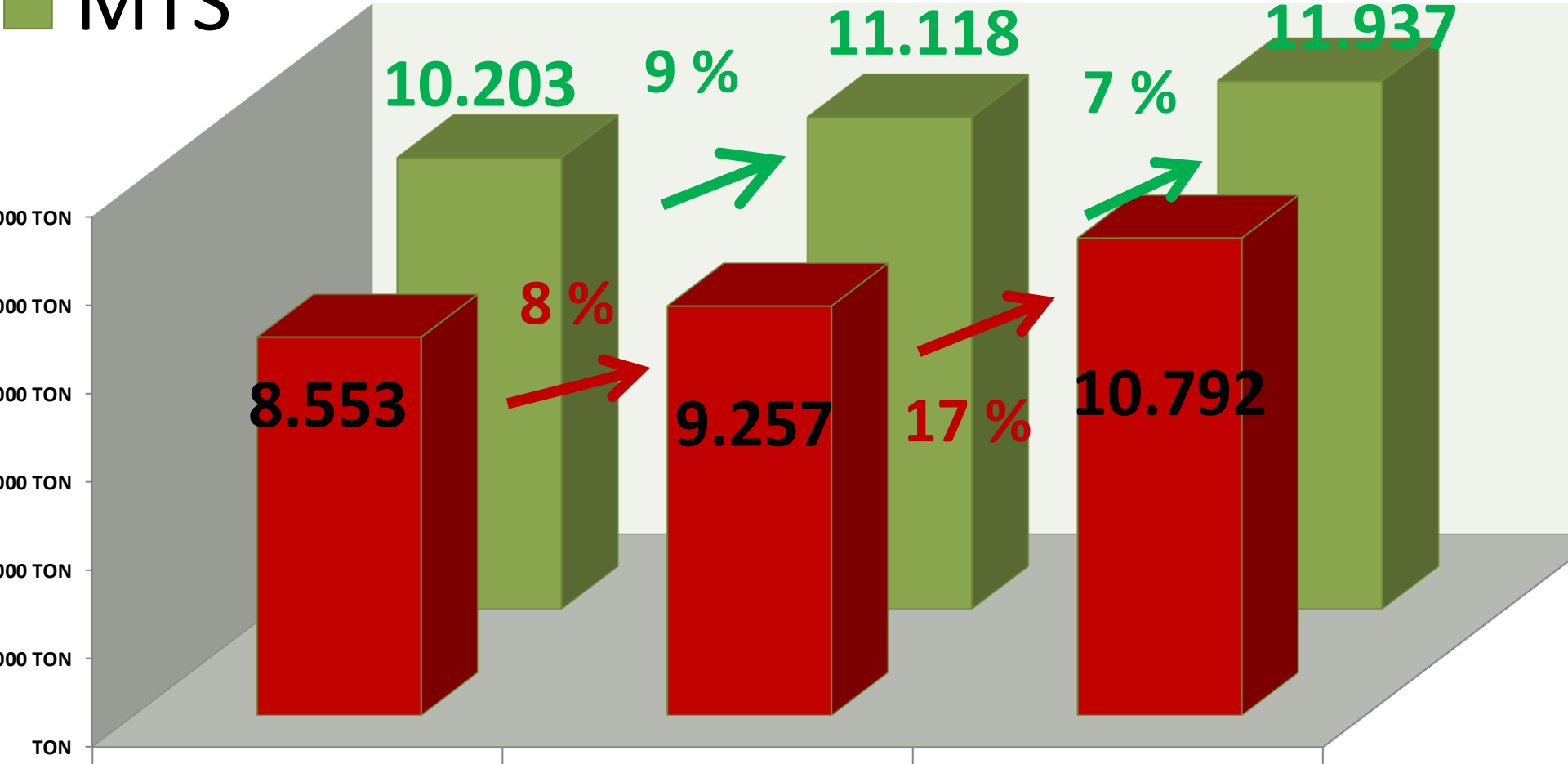


AYLIK KEKİK MTS İŞLEM MİKTARI ORANLARI

■ TTS

YILLIK TOPLAM KEKİK İŞLEM MİKTARI_(TON)

■ MTS



1 HAZİRAN 17 -
31 MAYIS 18

1 HAZİRAN 18 -
31 MAYIS 19

1 HAZİRAN 19 -
31 MAYIS 20

ANASON

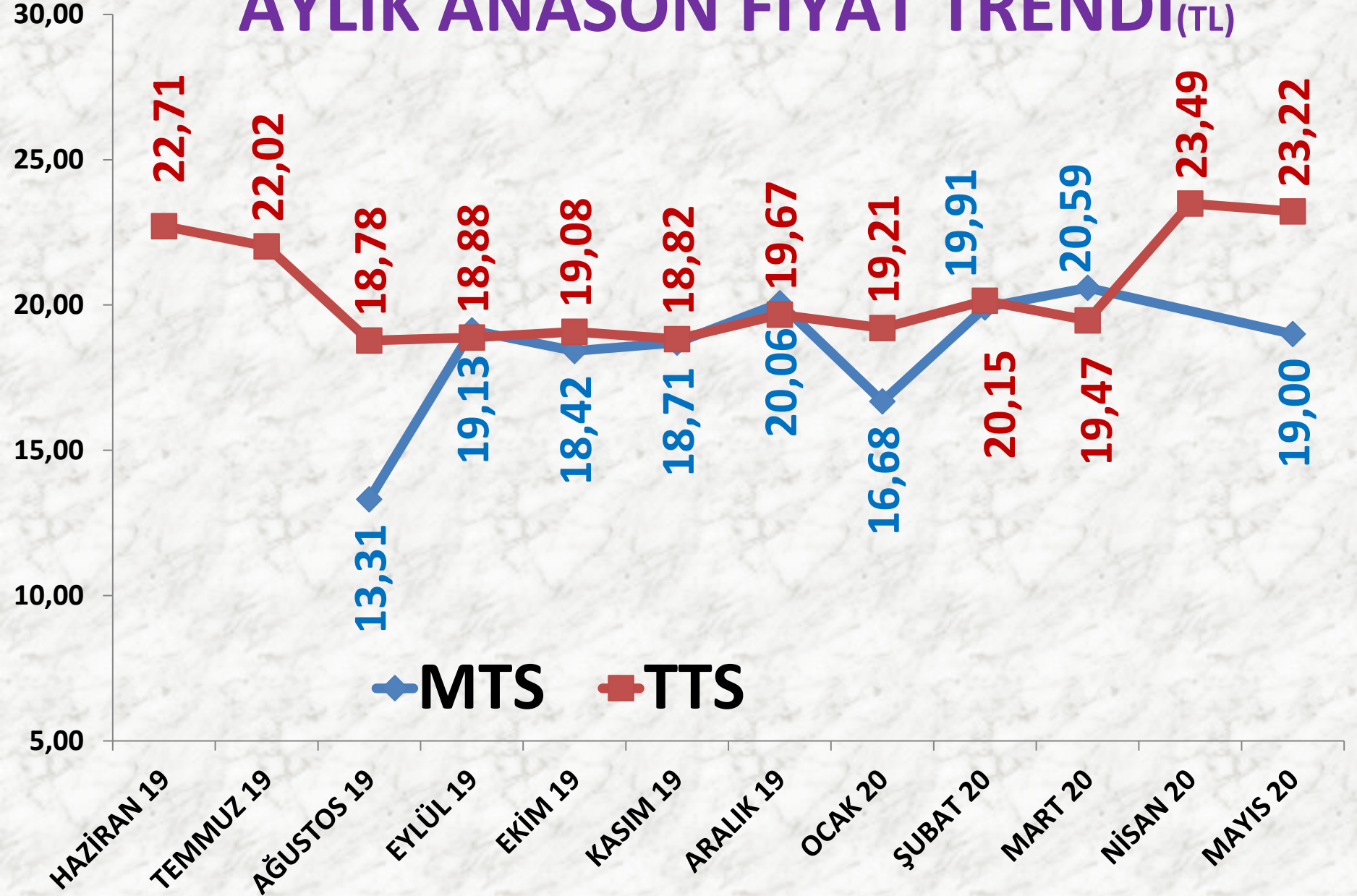
İŞLEM MİKTARI (TON)	2018 MAYIS	2019 MAYIS		2020 MAYIS	
MTS	22 TON	-95%	1 TON	701%	9 TON
TTS	31 TON	-70%	9 TON	-56%	4 TON

EN AZ FİYAT	2018 MAYIS	2019 MAYIS		2020 MAYIS	
MTS	17,76 TL	-21%	14,00 TL	36%	19,00 TL
TTS	17,20 TL	-13%	15,00 TL	55%	23,22 TL

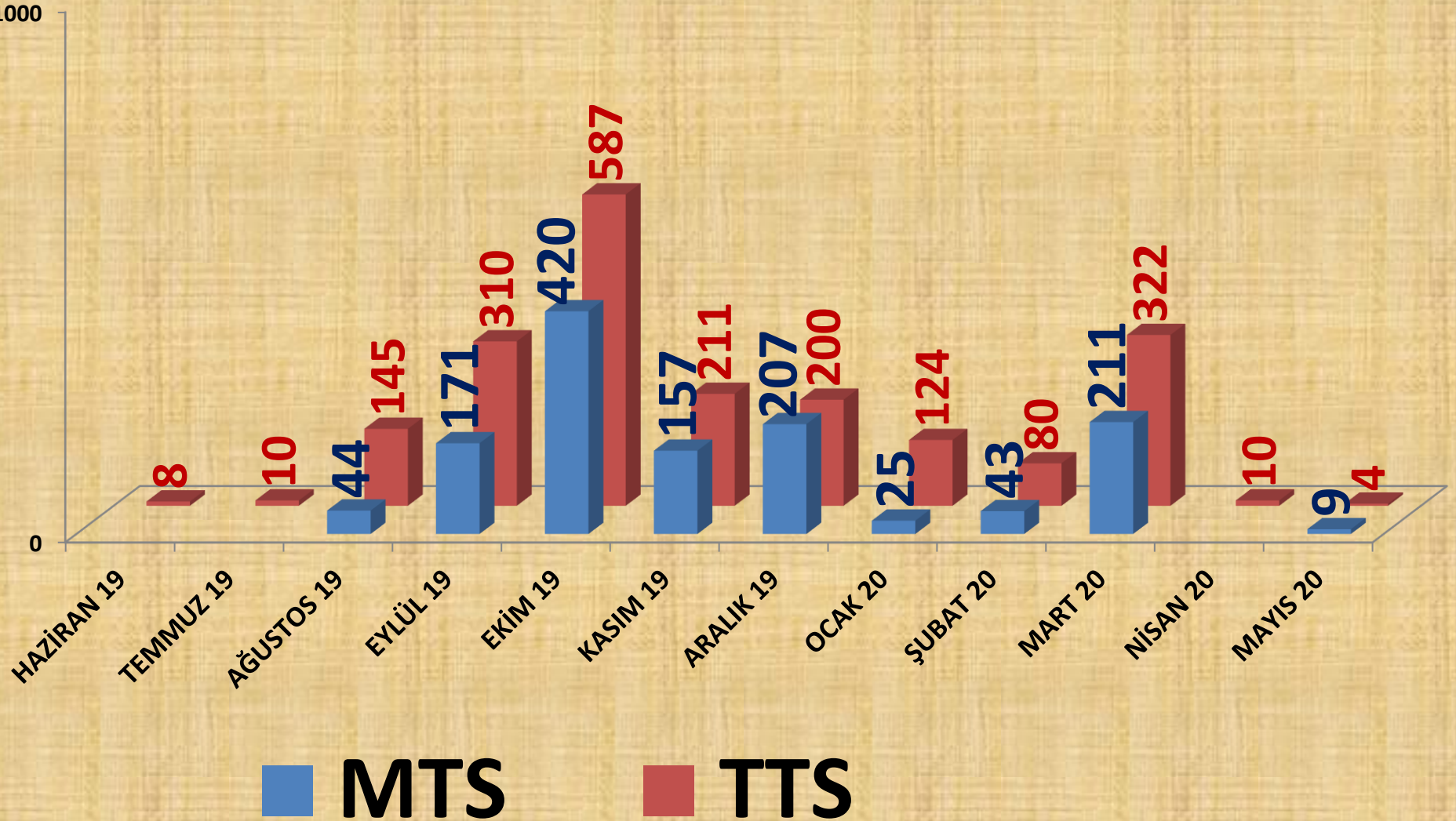
EN ÇOK FİYAT	2018 MAYIS	2019 MAYIS		2020 MAYIS	
MTS	17,76 TL	-21%	14,00 TL	36%	19,00 TL
TTS	22,00 TL	25%	27,50 TL	-16%	23,22 TL

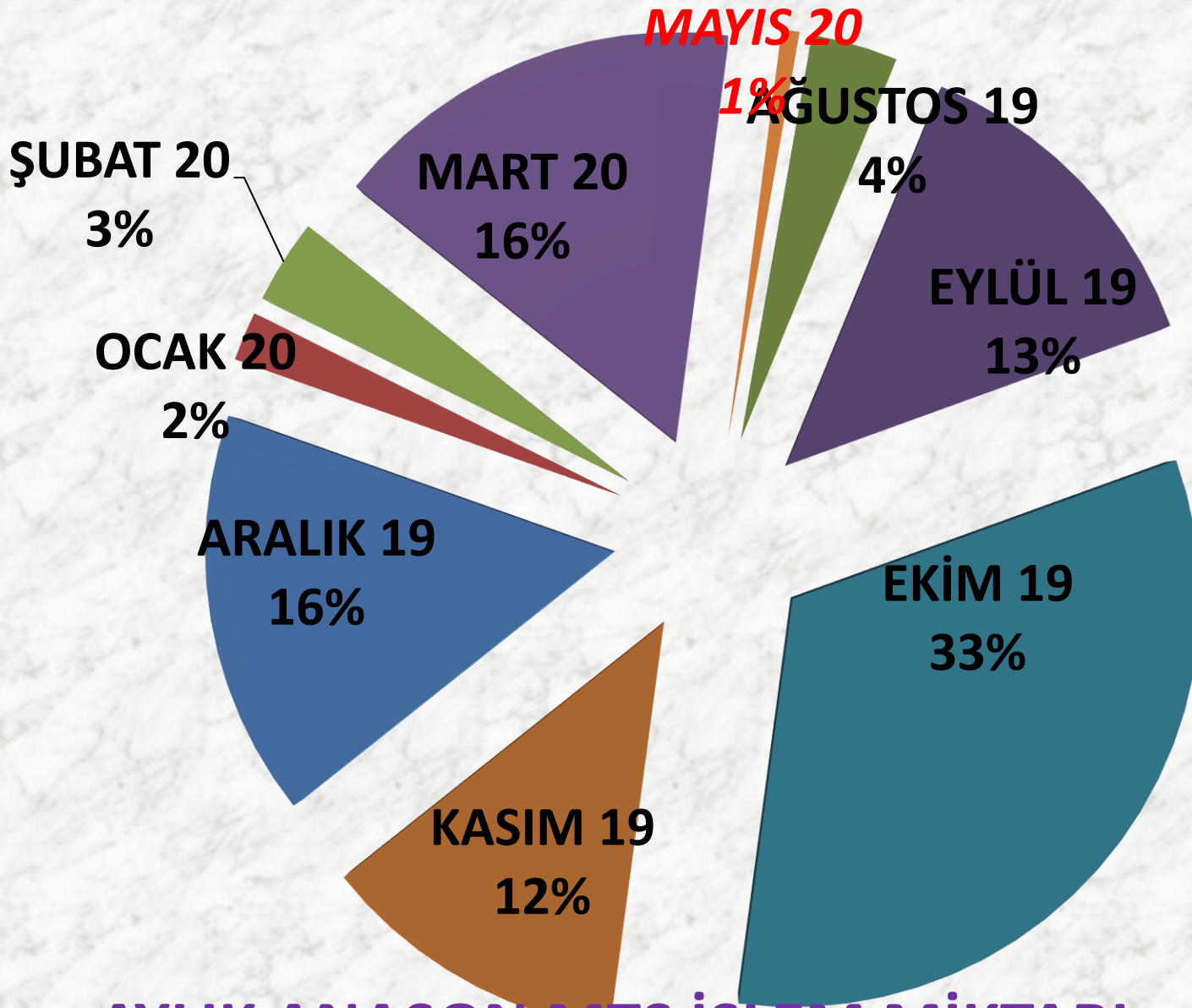
ORT. FİYAT	2018 MAYIS	2019 MAYIS		2020 MAYIS	
MTS	17,76 TL	-21%	14,00 TL	36%	19,00 TL
TTS	18,25 TL	30%	23,64 TL	-2%	23,22 TL

AYLIK ANASON FİYAT TRENDİ (TL)



AYLIK ANASON İŞLEM MİKTARI (TON)



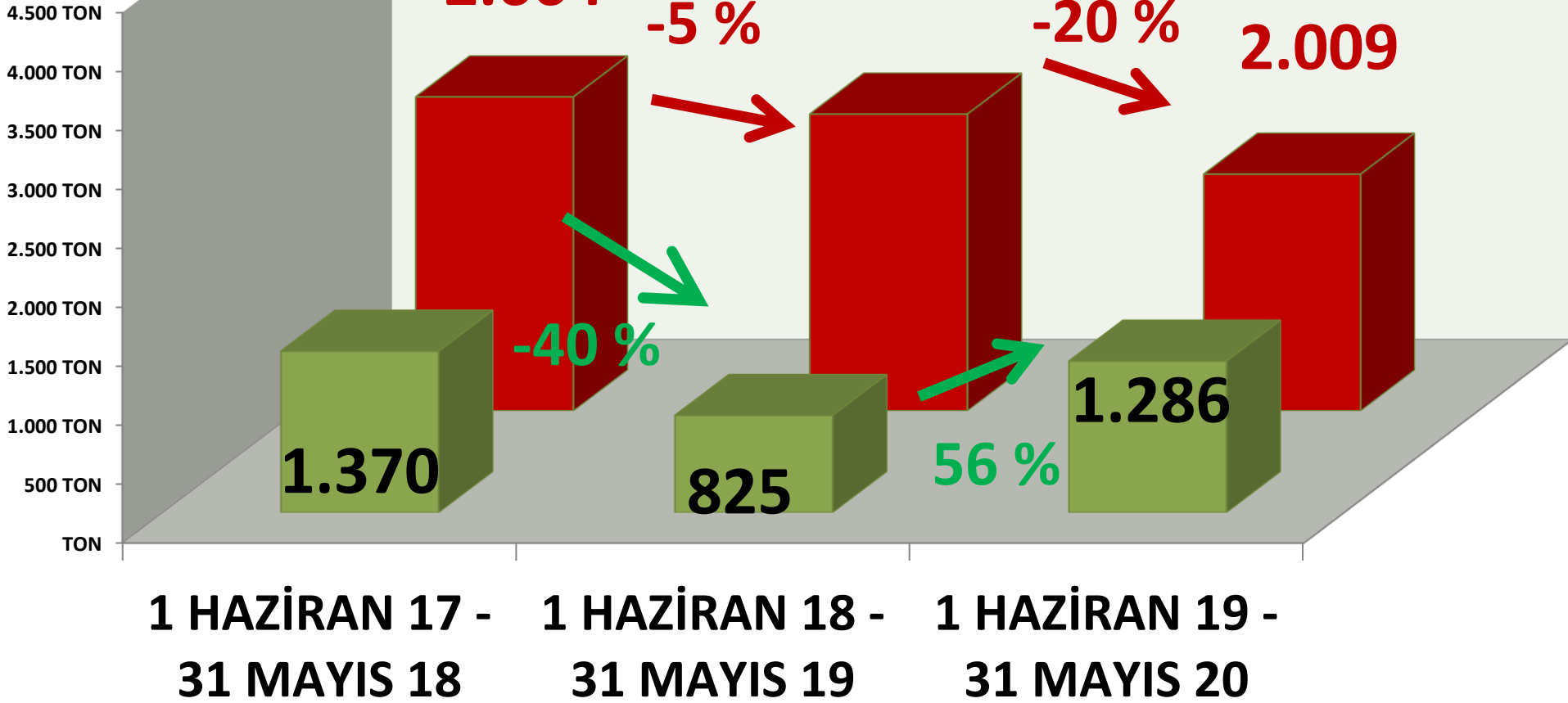


**AYLIK ANASON MTS İŞLEM MİKTARI
ORANLARI**

YILLIK TOPLAM ANASON İŞLEM MİKTARI (TON)

■ MTS

■ TTS



KASAPLIK CANLI HAYVAN

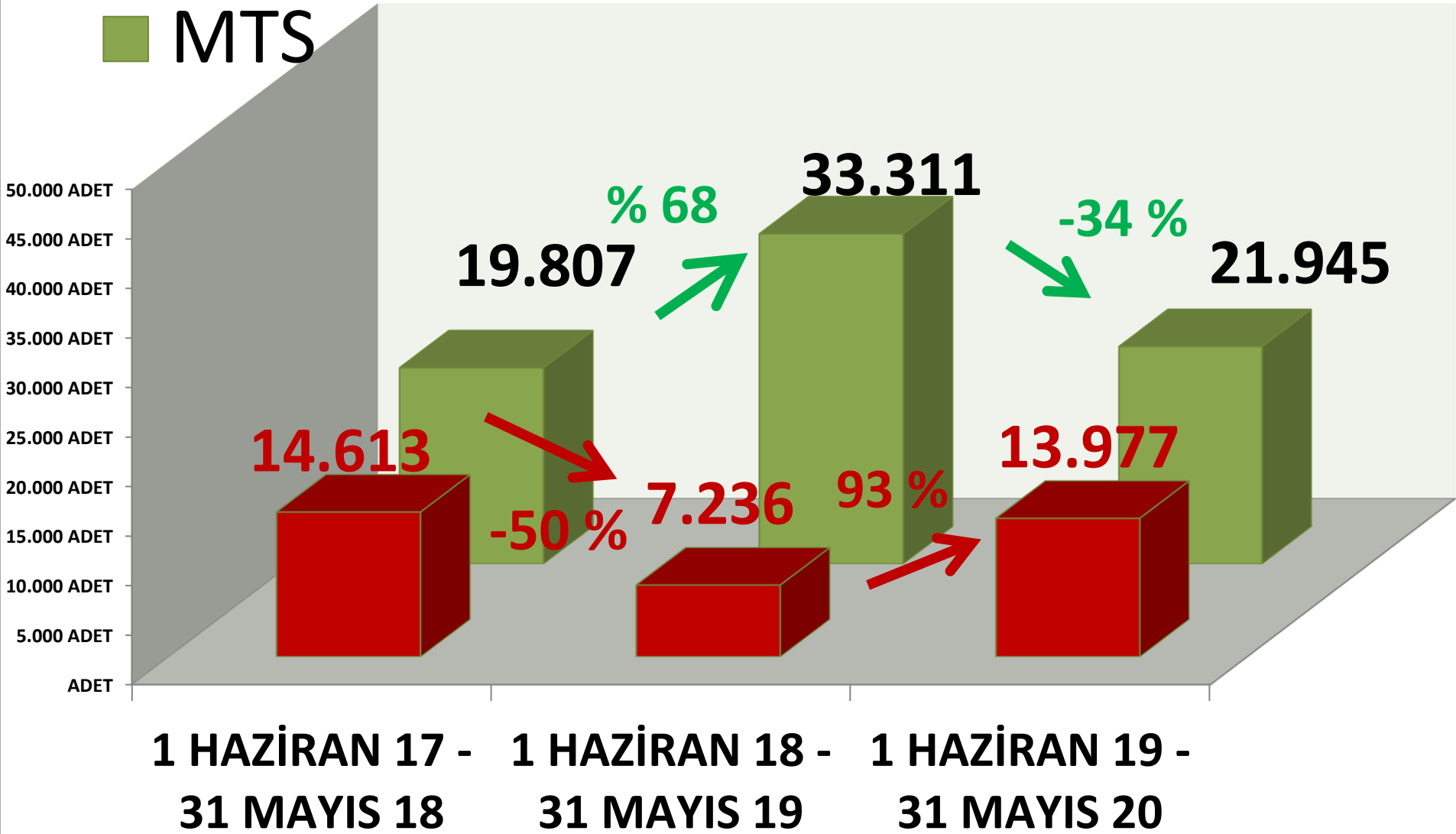
BÜYÜKBAŞ (ADET)	2018 MAYIS	2019 MAYIS		2020 MAYIS	
MTS	2078 ADET	12%	2329 ADET	-67%	775 ADET
TTS	264 ADET	170%	713 ADET	-8%	653 ADET

KÜÇÜKBAŞ (ADET)	2018 MAYIS	2019 MAYIS		2020 MAYIS	
MTS	3882 ADET	-19%	3150 ADET	-29%	2222 ADET
TTS	331 ADET	330%	1423 ADET	-	-

■ TTS

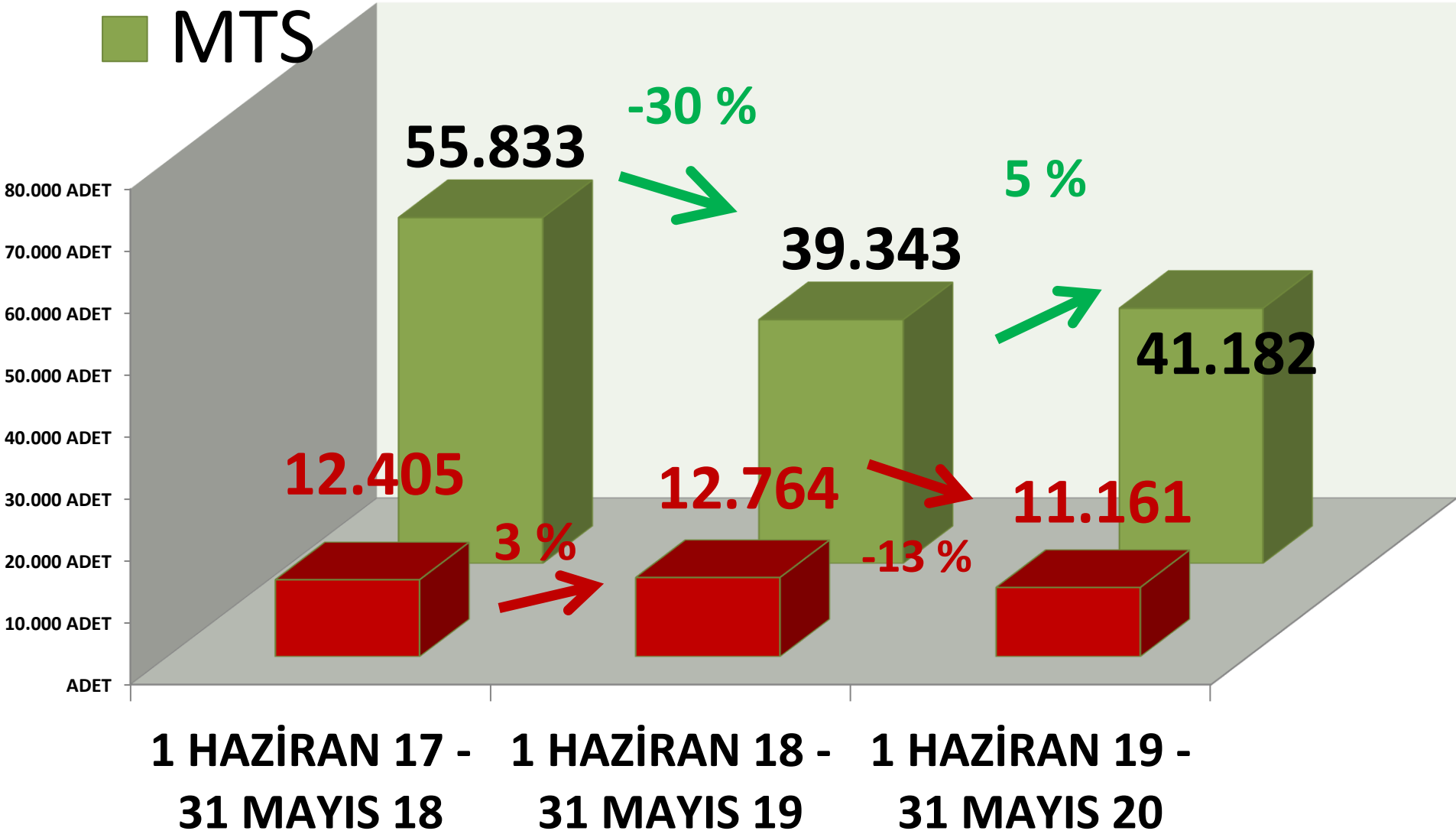
YILLIK TOPLAM BÜYÜKBAŞ İŞLEM (ADET)

■ MTS



TTS YILLIK TOPLAM KÜÇÜKBAŞ İŞLEM_(ADET)

■ MTS





DINLEDİĞİNİZ İÇİN
TEŞEKKÜR EDERİM

RECEP MENGİ

