

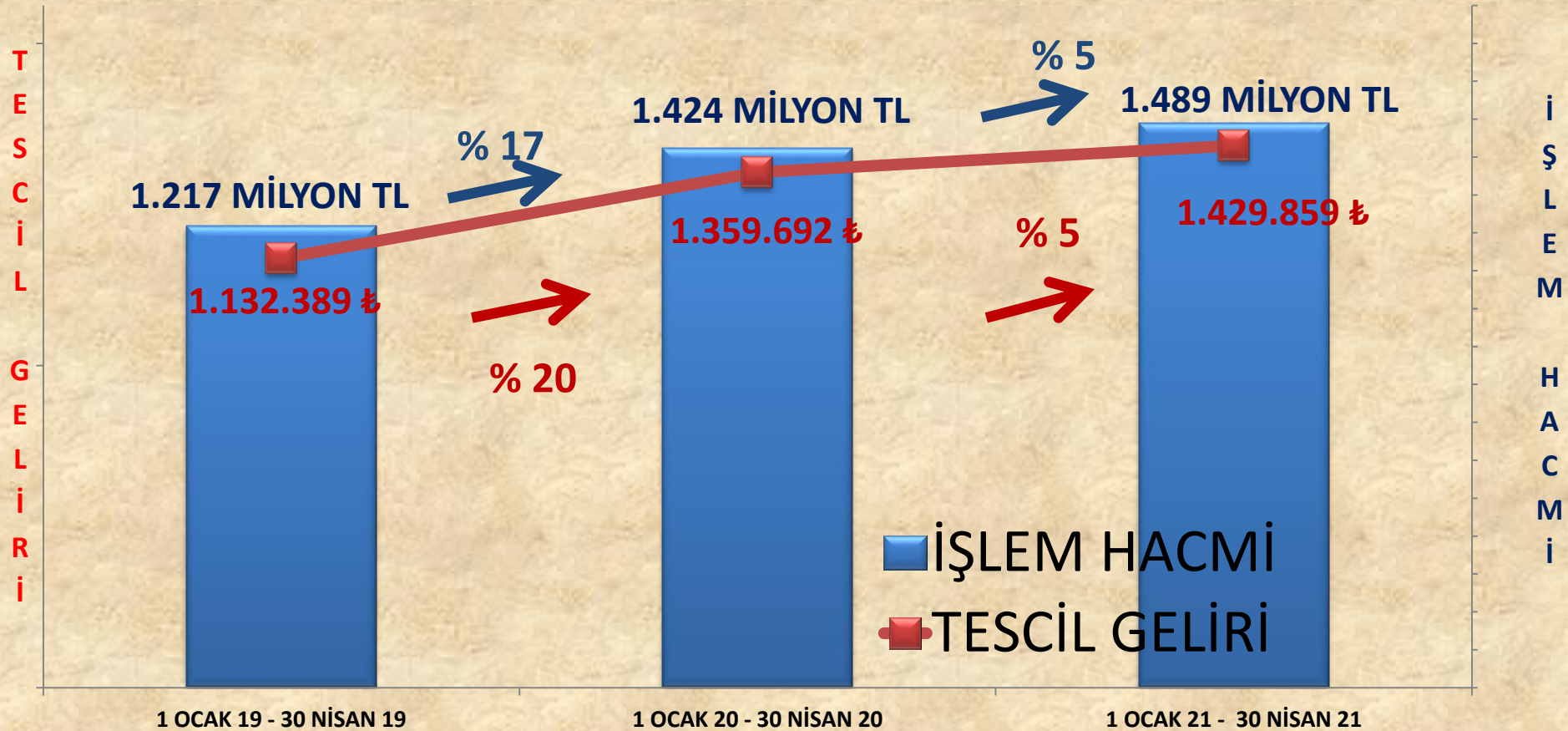


NİSAN 2021 TESCİL SUNUMU



İŞLEM HACMİ VE TESCİL GELİRİ VERİLERİ

	2019 NİSAN		2020 NİSAN		2021 NİSAN
İŞLEM HACMİ	184 MİLYON TL	20%	220 MİLYON TL	11%	244 MİLYON TL
TESCİL GELİRİ	177.087 TL	22%	216.092 TL	9%	236.435 TL



2020 NİSAN

ÜRÜN GRUBU	Miktar(kg./lt/adet)	Tutar(TL)
BAKLİYAT VE MAMÜLLERİ	898.524	3.709.220
BITKİSEL YAĞLAR	0	0
KOTASYON DIŞI ÜRÜNLER	33.708.823	105.782.726
HAM DERİLER VE BAĞIRSAKLAR	12.137	71.849
HAYVANSAL YAĞLAR	321	11.515
HUBUBAT .	7.462.352	9.777.662
HUBUBAT MAMÜLLERİ	38.276	52.049
KASAPLIK CANLI HAYVANLAR	5.781	15.189.906
KURU MEYVELER	2.854.179	38.256.452
KÜSPELER	68.296	63.296
ORMAN MAHSÜLLERİ	200.338	437.264
TEKSTİL HAMMADDELERİ	88.420	764.360
YAĞLI TOHUMLAR	4.729.202	46.356.898
TOPLAM	50.066.649	220.473.196

2021 NİSAN

ÜRÜN GRUBU	Miktar(kg./lt/adet)	Tutar(TL)
BAKLİYAT VE MAMÜLLERİ	790.478	5.072.528
BİTKİSEL YAĞLAR	0	0
KOTASYON DIŐI ÜRÜNLER	35.700.542	124.834.279
HAM DERİLER VE BAĞIRSAKLAR	12.276	49.269
HAYVANSAL YAĞLAR	410	15.686
HUBUBAT .	4.978.515	10.401.219
HUBUBAT MAMÜLLERİ	123.275	311.689
KASAPLIK CANLI HAYVANLAR	6.744	25.273.514
KURU MEYVELER	2.020.048	28.466.456
KÜSPELER	65.660	97.838
ORMAN MAHSÜLLERİ	213.652	1.008.820
TEKSTİL HAMMADDELERİ	823.726	12.570.076
YAĞLI TOHUMLAR	3.013.641	36.130.834
TOPLAM	47.748.966	244.232.207

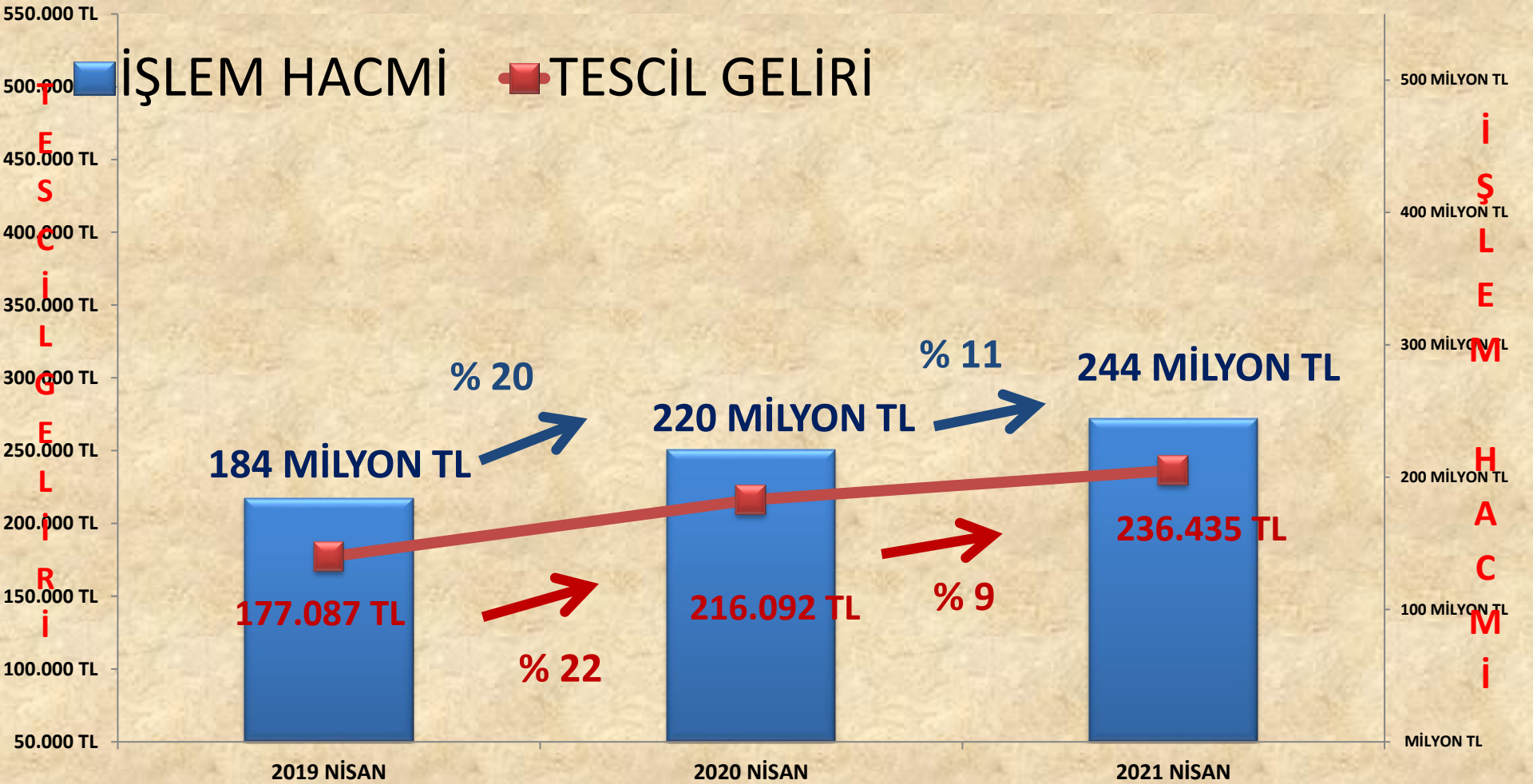
2020 -2021 NİSAN DEĞİŞİM

ÜRÜN GRUBU	Miktar(kg./lt/adet)	Tutar(TL)
BAKLİYAT VE MAMÜLLERİ	-108.046	1.363.309
BİTKİSEL YAĞLAR	0	0
KOTASYON DIŞI ÜRÜNLER	1.991.720	19.051.553
HAM DERİLER VE BAĞIRSAKLAR	139	-22.580
HAYVANSAL YAĞLAR	89	4.171
HUBUBAT .	-2.483.838	623.557
HUBUBAT MAMÜLLERİ	85.000	259.640
KASAPLIK CANLI HAYVANLAR	963	10.083.607
KURU MEYVELER	-834.131	-9.789.996
KÜSPELER	-2.636	34.542
ORMAN MAHSÜLLERİ	13.314	571.556
TEKSTİL HAMMADDELERİ	735.306	11.805.716
YAĞLI TOHUMLAR	-1.715.561	-10.226.065
TOPLAM	-2.317.683	23.759.011

	2020 – 2021 NİSAN DEĞİŞİM ORANI	
ÜRÜN GRUBU	Miktar(kg./lt/adet)	Tutar(TL)
BAKLİYAT VE MAMÜLLERİ	-12%	37%
BITKİSEL YAĞLAR	-	-
KOTASYON DIŞI ÜRÜNLER	6%	18%
HAM DERİLER VE BAĞIRSAKLAR	1%	-31%
HAYVANSAL YAĞLAR	28%	36%
HUBUBAT .	-33%	6%
HUBUBAT MAMÜLLERİ	222%	499%
KASAPLIK CANLI HAYVANLAR	17%	66%
KURU MEYVELER	-29%	-26%
KÜSPELER	-4%	55%
ORMAN MAHSÜLLERİ	7%	131%
TEKSTİL HAMMADDELERİ	832%	1545%
YAĞLI TOHUMLAR	-36%	-22%

İŞLEM HACMİ VE TESCİL GELİRİ VERİLERİ

	1 OCAK 19 - 30 NİSAN 19		1 OCAK 20 - 30 NİSAN 20		1 OCAK 21 - 30 NİSAN 21
İŞLEM HACMİ	1.217 MİLYON TL	17%	1.424 MİLYON TL	5%	1.489 MİLYON TL
TESCİL GELİRİ	1.132.389 TL	20%	1.359.692 TL	5%	1.429.859 TL



1 OCAK – 30 NİSAN 2020

	Miktar(kg./lt/adet)	Tutar(TL)
BAKLİYAT VE MAMÜLLERİ	4.420.030	19.232.482
BİTKİSEL YAĞLAR	495	8.460
KOTASYON DIŐI ÜRÜNLER	322.638.589	842.450.429
HAM DERİLER VE BAĞIRSAKLAR	81.933	442.072
HAYVANSAL YAĞLAR	1.364	40.983
HUBUBAT .	45.608.476	57.522.631
HUBUBAT MAMÜLLERİ	329.073	523.485
KASAPLIK CANLI HAYVANLAR	23.070	70.934.109
KURU MEYVELER	11.421.565	118.952.467
KÜSPELER	373.916	333.632
MEYVE ÇEKİRDEKLERİ	50.500	85.000
ORMAN MAHSÜLLERİ	1.277.085	3.525.893
TEKSTİL HAMMADDELERİ	20.548.400	102.516.233
YAĞLI TOHUMLAR	25.879.482	207.597.696
TOPLAM	432.653.976	1.424.165.573

1 OCAK – 30 NİSAN 2021

	Miktar(kg./lt/adet)	Tutar(TL)
BAKLİYAT VE MAMÜLLERİ	2.763.070	18.865.790
BİTKİSEL YAĞLAR	5.696	91.190
KOTASYON DIŞI ÜRÜNLER	386.931.214	868.194.719
HAM DERİLER VE BAĞIRSAKLAR	99.661	436.461
HAYVANSAL YAĞLAR	2.436	92.591
HUBUBAT .	33.513.505	60.746.558
HUBUBAT MAMÜLLERİ	953.090	2.056.350
KASAPLIK CANLI HAYVANLAR	22.855	83.406.465
KURU MEYVELER	9.750.686	115.290.567
KÜSPELER	139.080	204.510
MEYVE ÇEKİRDEKLERİ	55.885	193.294
ORMAN MAHSÜLLERİ	1.732.128	8.507.561
TEKSTİL HAMMADDELERİ	16.512.715	126.737.148
YAĞLI TOHUMLAR	19.438.440	204.631.709
TOPLAM	471.920.460	1.489.454.912

1 OCAK – 30 NİSAN 2020 /1 OCAK – 30 NİSAN 2021 DEĞİŞİM

	Miktar(kg./lt/adet)	Tutar(TL)
BAKLİYAT VE MAMÜLLERİ	-1.656.960	-366.692
BİTKİSEL YAĞLAR	5.201	82.730
KOTASYON DIŞI ÜRÜNLER	64.292.625	25.744.290
HAM DERİLER VE BAĞIRSAKLAR	17.728	-5.611
HAYVANSAL YAĞLAR	1.072	51.607
HUBUBAT .	-12.094.971	3.223.927
HUBUBAT MAMÜLLERİ	624.018	1.532.865
KASAPLIK CANLI HAYVANLAR	-215	12.472.356
KURU MEYVELER	-1.670.879	-3.661.900
KÜSPELER	-234.836	-129.122
MEYVE ÇEKİRDEKLERİ	5.385	108.294
ORMAN MAHSÜLLERİ	455.043	4.981.668
TEKSTİL HAMMADDELERİ	-4.035.685	24.220.914
YAĞLI TOHUMLAR	-6.441.042	-2.965.987
TOPLAM	39.266.484	65.289.340

1 OCAK – 30 NİSAN 2020 /1 OCAK – 30 NİSAN 2021 % DEĞİŞİM

	Miktar(kg./lt/adet)	Tutar(TL)
BAKLİYAT VE MAMÜLLERİ	-37%	-2%
BİTKİSEL YAĞLAR	1051%	978%
KOTASYON DIŞI ÜRÜNLER	20%	3%
HAM DERİLER VE BAĞIRSAKLAR	22%	-1%
HAYVANSAL YAĞLAR	79%	126%
HUBUBAT .	-27%	6%
HUBUBAT MAMÜLLERİ	190%	293%
KASAPLIK CANLI HAYVANLAR	-1%	18%
KURU MEYVELER	-15%	-3%
KÜSPELER	-63%	-39%
MEYVE ÇEKİRDEKLERİ	11%	127%
ORMAN MAHSÜLLERİ	36%	141%
TEKSTİL HAMMADDELERİ	-20%	24%
YAĞLI TOHUMLAR	-25%	-1%
TOPLAM	9%	5%

ARPA

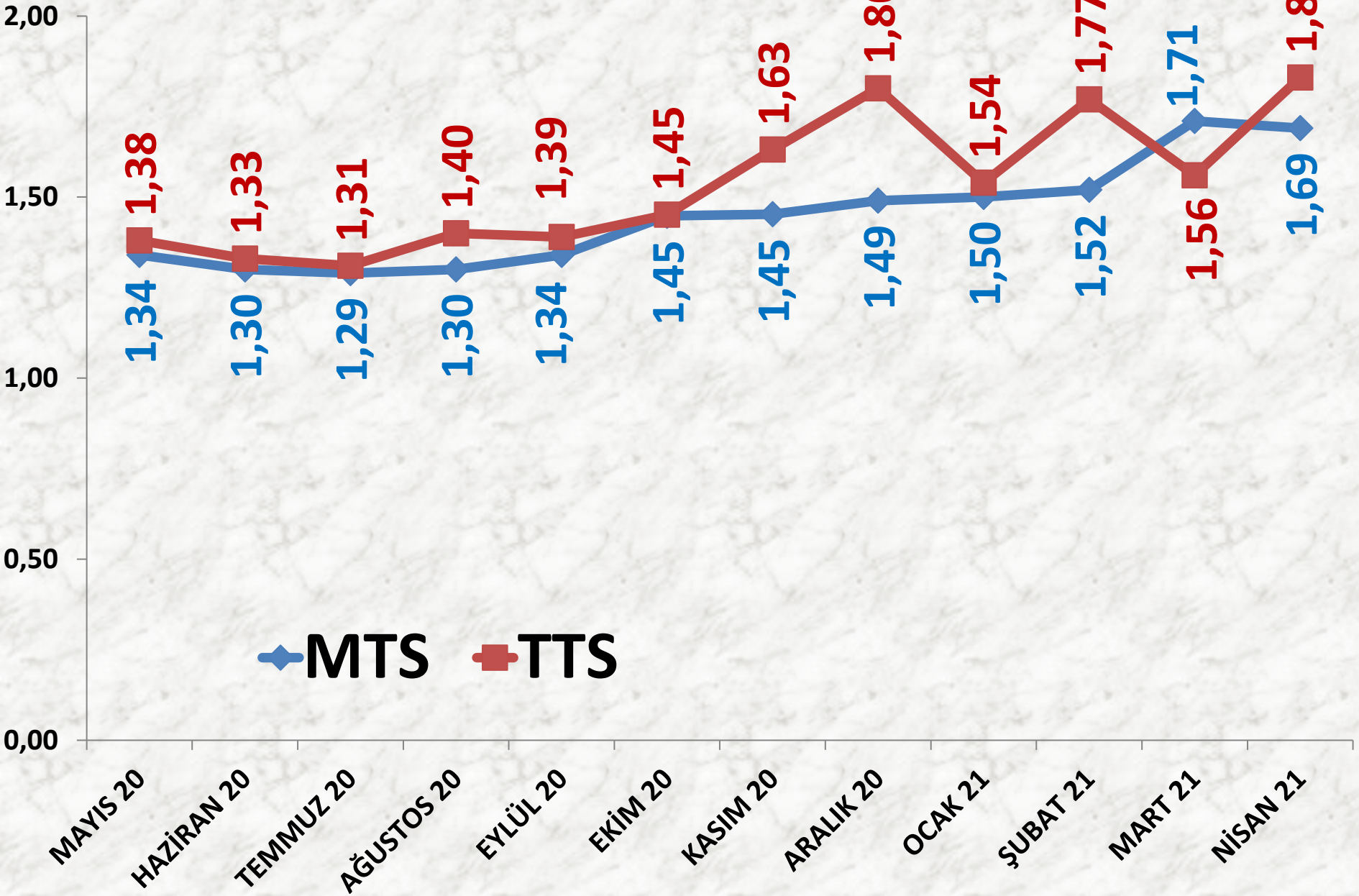
İŞLEM HACMİ (TON)	2019 NİSAN	2020 NİSAN		2021 NİSAN	
<i>MTS</i>	93 TON	7%	99 TON	258%	356 TON
<i>TTS</i>	6 TON	1846%	120 TON	455%	663 TON

EN AZ FİYAT	2019 NİSAN	2020 NİSAN		2021 NİSAN	
MTS	0,95 TL	16%	1,10 TL	18%	1,30 TL
TTS	1,00 TL	30%	1,30 TL	38%	1,80 TL

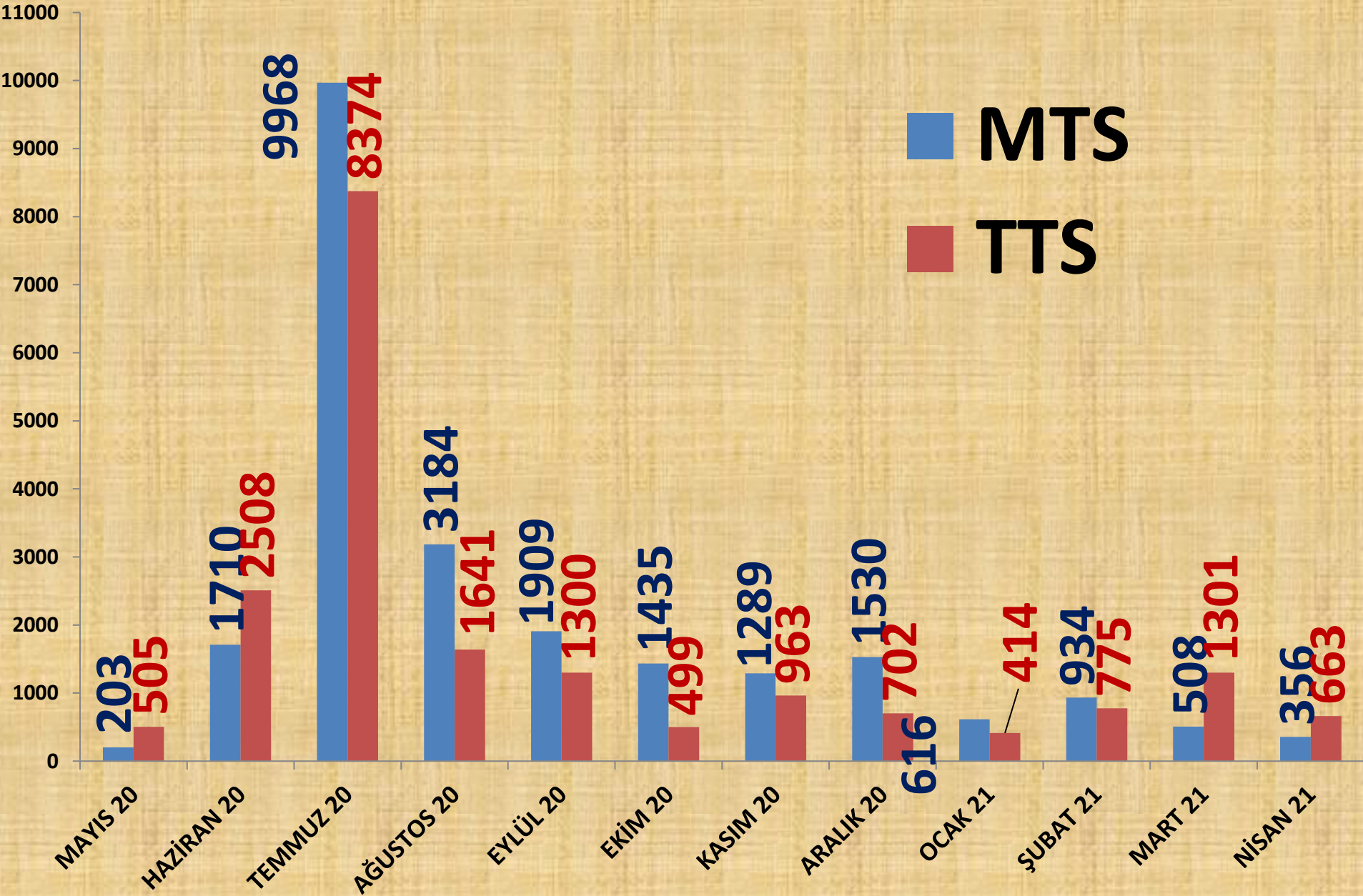
EN ÇOK FİYAT	2019 NİSAN	2020 NİSAN		2021 NİSAN	
MTS	1,23 TL	6%	1,30 TL	54%	2,00 TL
TTS	1,25 TL	12%	1,40 TL	79%	2,50 TL

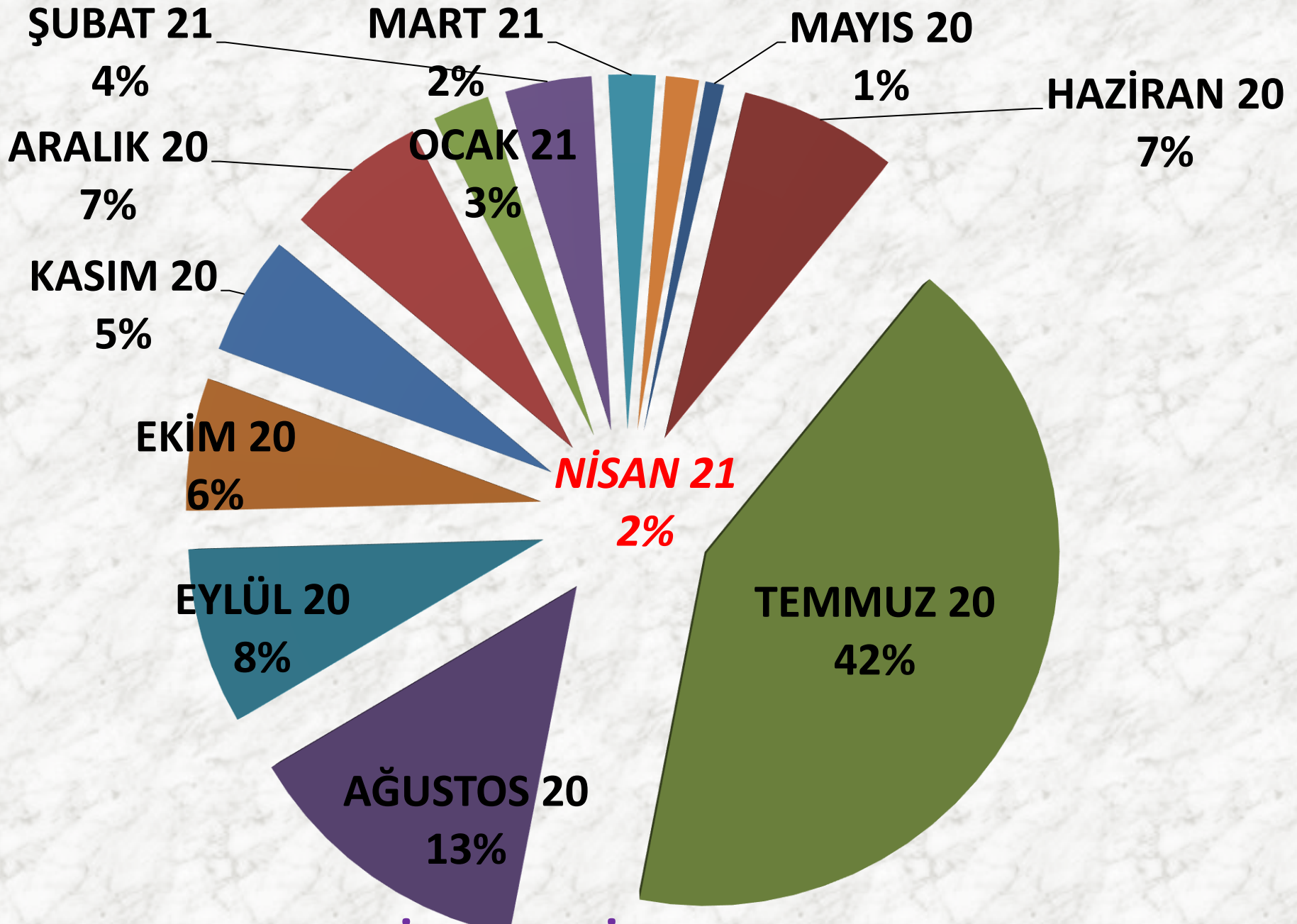
ORT. FİYAT	2019 NİSAN	2020 NİSAN		2021 NİSAN	
MTS	1,01 TL	24%	1,26 TL	34%	1,69 TL
TTS	1,09 TL	21%	1,32 TL	39%	1,83 TL

AYLIK ARPA FİYAT TRENDİ (TL)



AYLIK ARPA İŞLEM MİKTARI (TON)



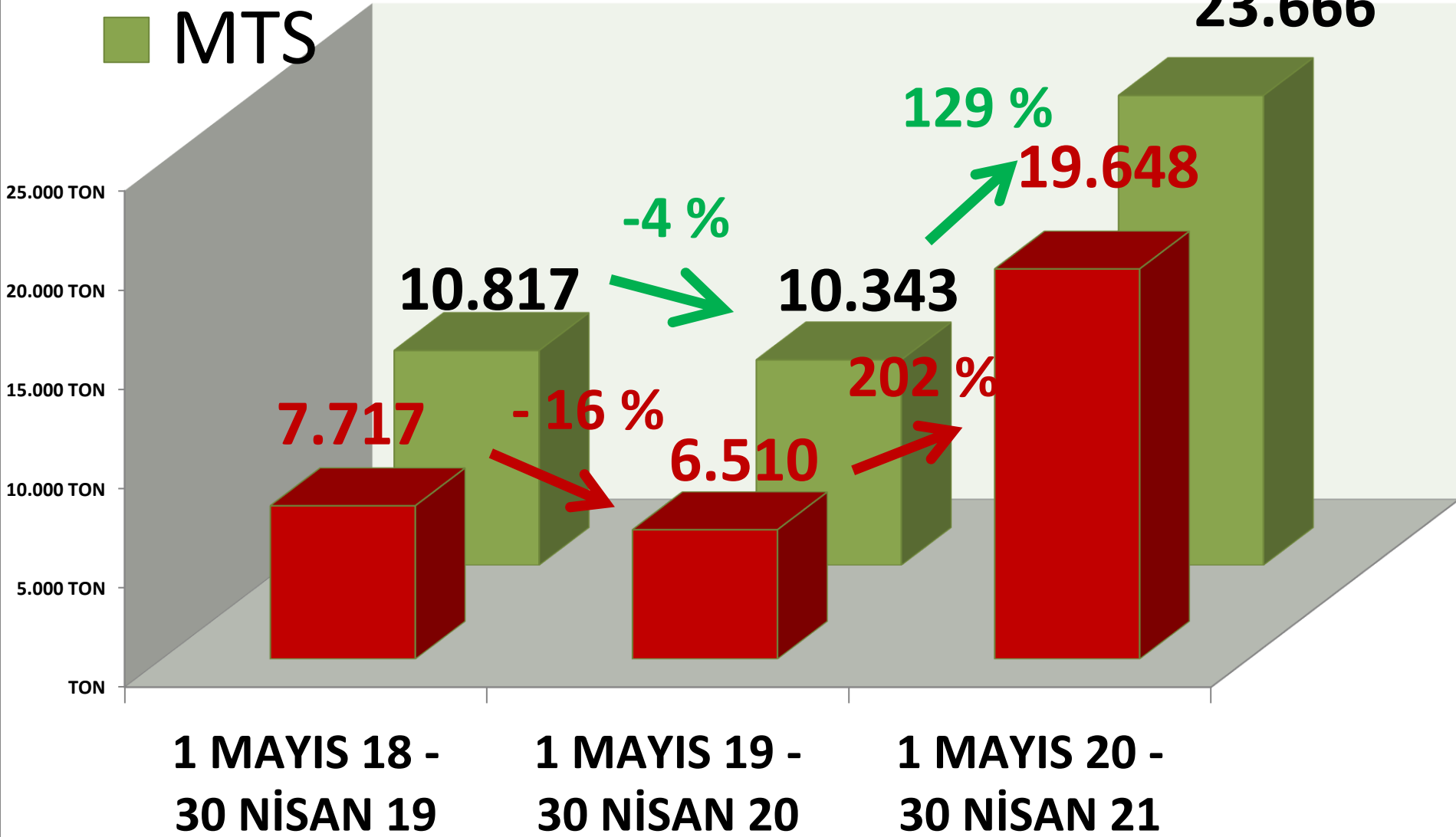


AYLIK ARPA MTS İŞLEM MİKTARI ORANLARI

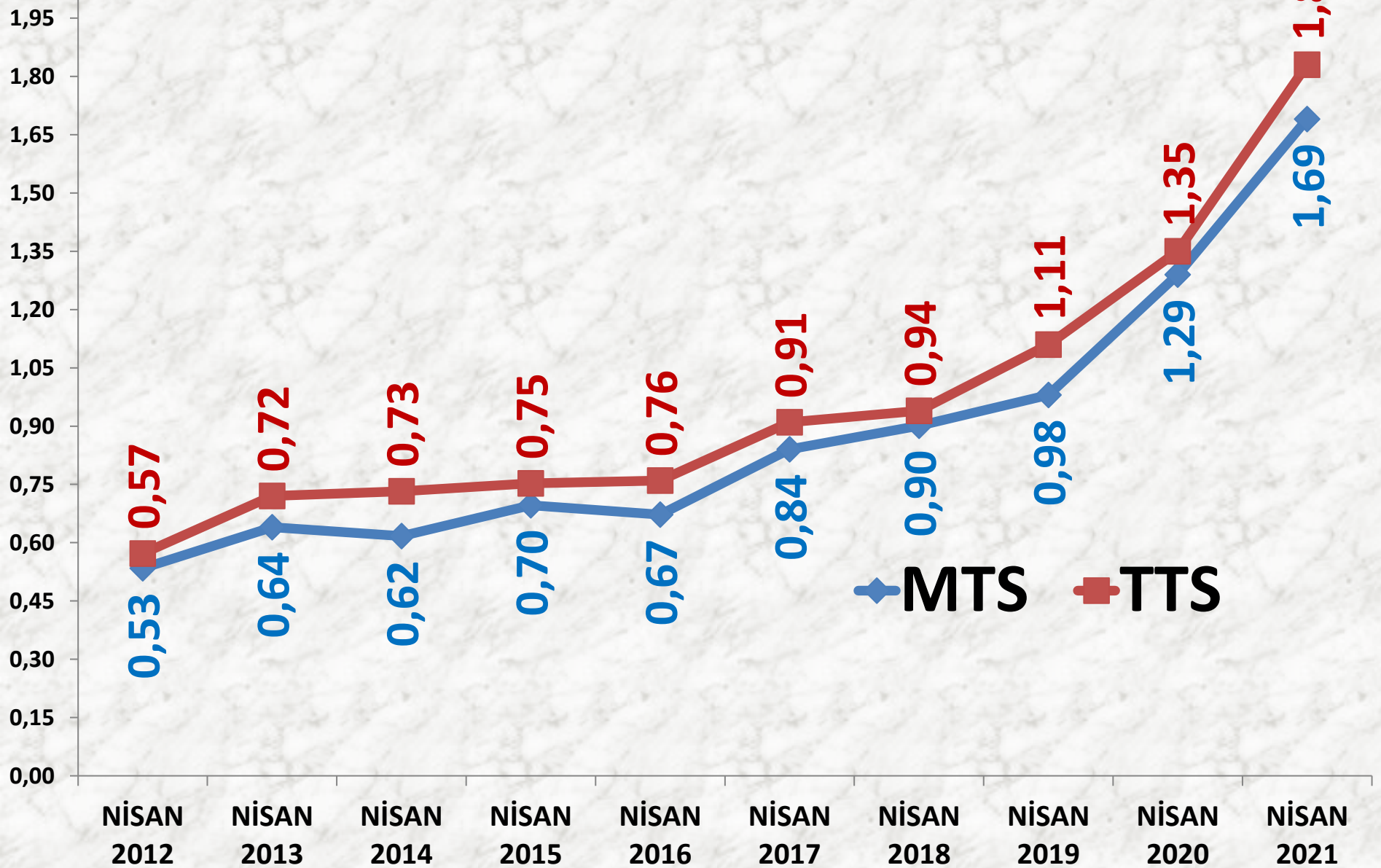
■ TTS

YILLIK ARPA İŞLEM MİKTARI (TON)

■ MTS



NİSAN AYLARI ARPA FİYAT TRENDİ (TL)



BUĞDAY

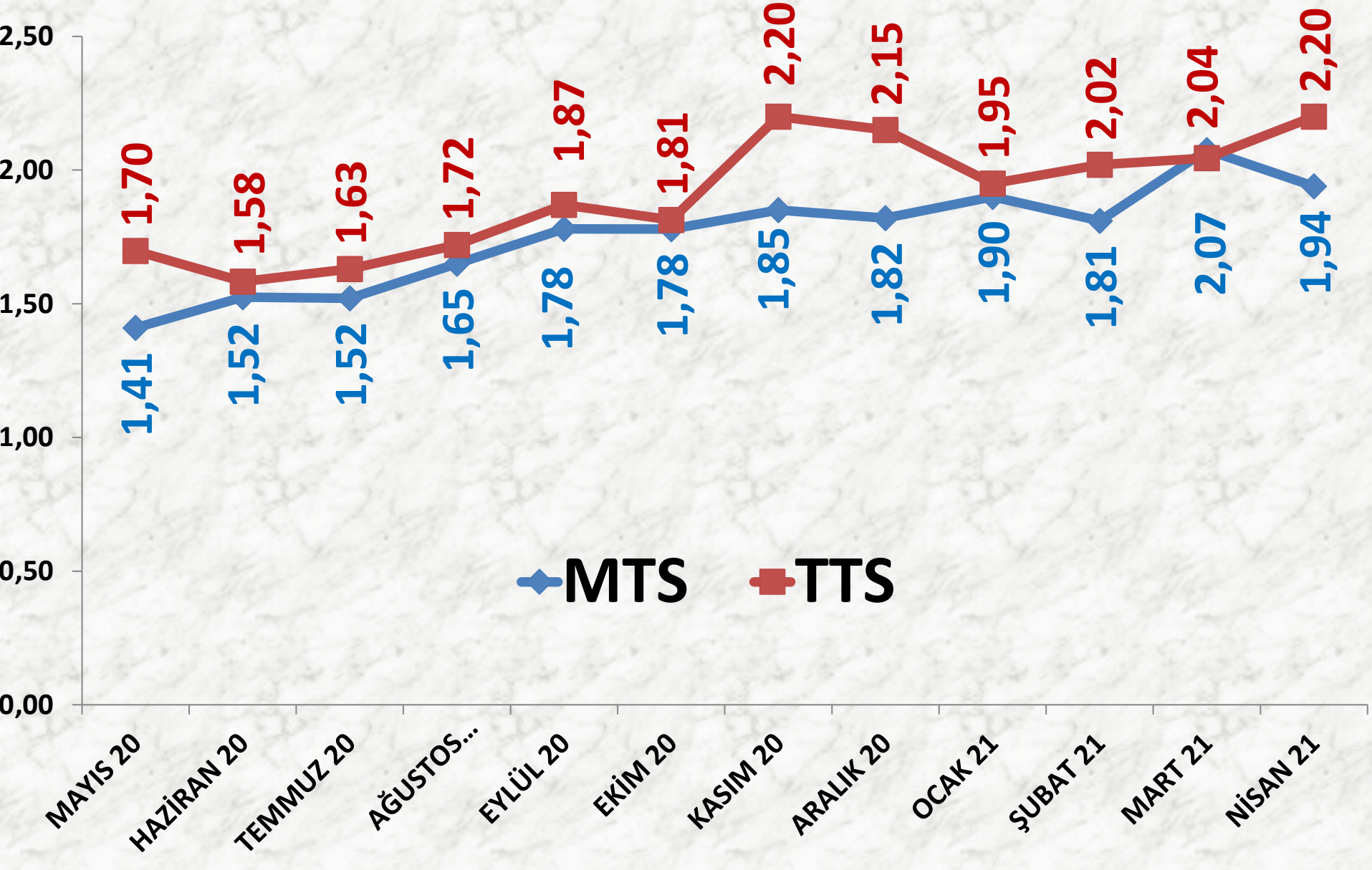
İŞLEM MİKTARI (TON)	2019 NİSAN	2020 NİSAN		2021 NİSAN	
MTS	725 TON	-77%	170 TON	73%	294 TON
TTS	1.194 TON	-48%	622 TON	-72%	172 TON

EN AZ FİYAT	2019 NİSAN	2020 NİSAN		2021 NİSAN	
MTS	0,70 TL	57%	1,10 TL	44%	1,58 TL
TTS	0,75 TL	93%	1,45 TL	44%	2,09 TL

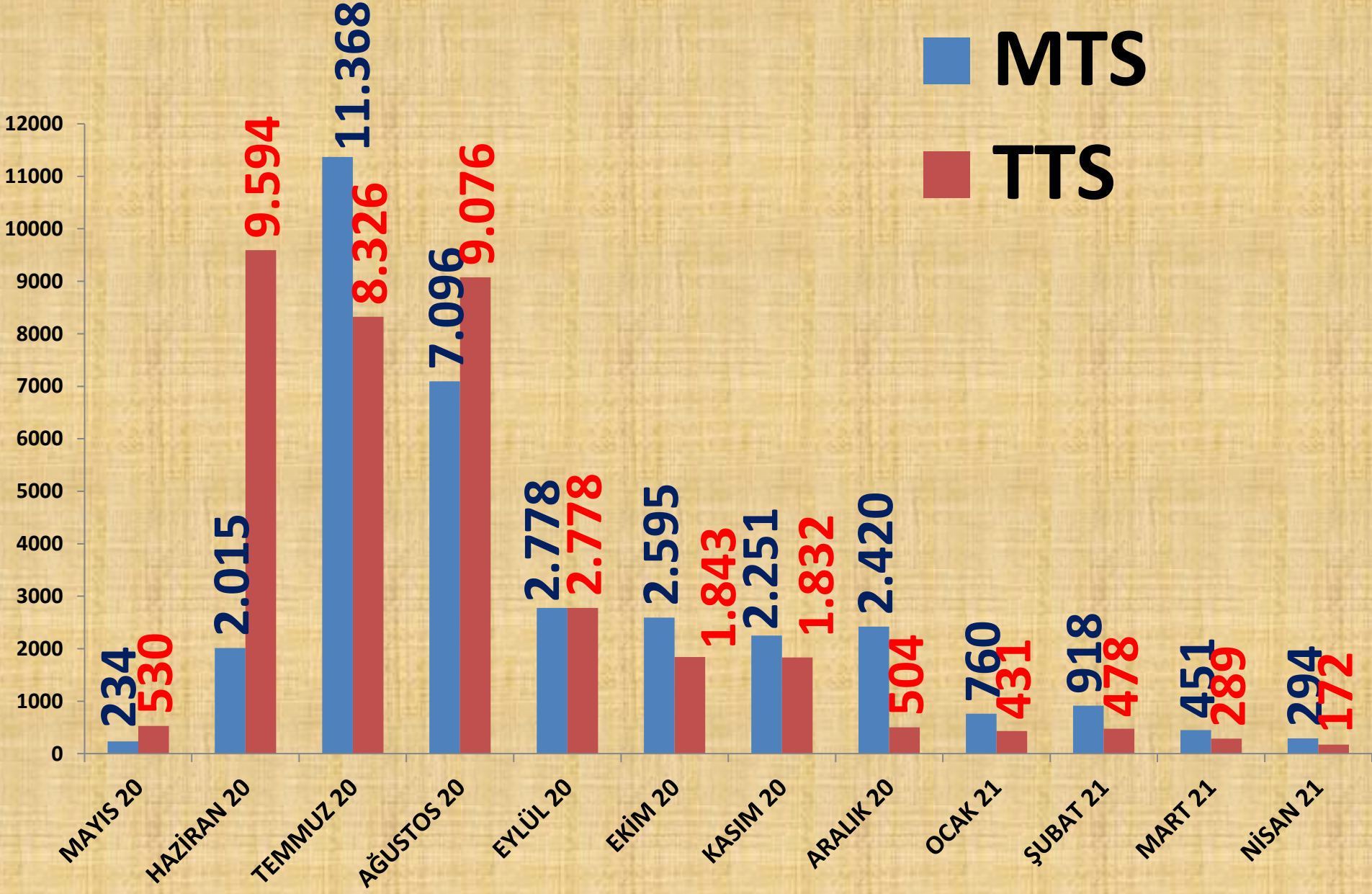
EN ÇOK FİYAT	2019 NİSAN	2020 NİSAN		2021 NİSAN	
MTS	1,45 TL	15%	1,67 TL	33%	2,22 TL
TTS	1,51 TL	59%	2,40 TL	-7%	2,23 TL

ORT. FİYAT	2019 NİSAN	2020 NİSAN		2021 NİSAN	
MTS	1,09 TL	40%	1,53 TL	27%	1,94 TL
TTS	1,39 TL	15%	1,60 TL	38%	2,20 TL

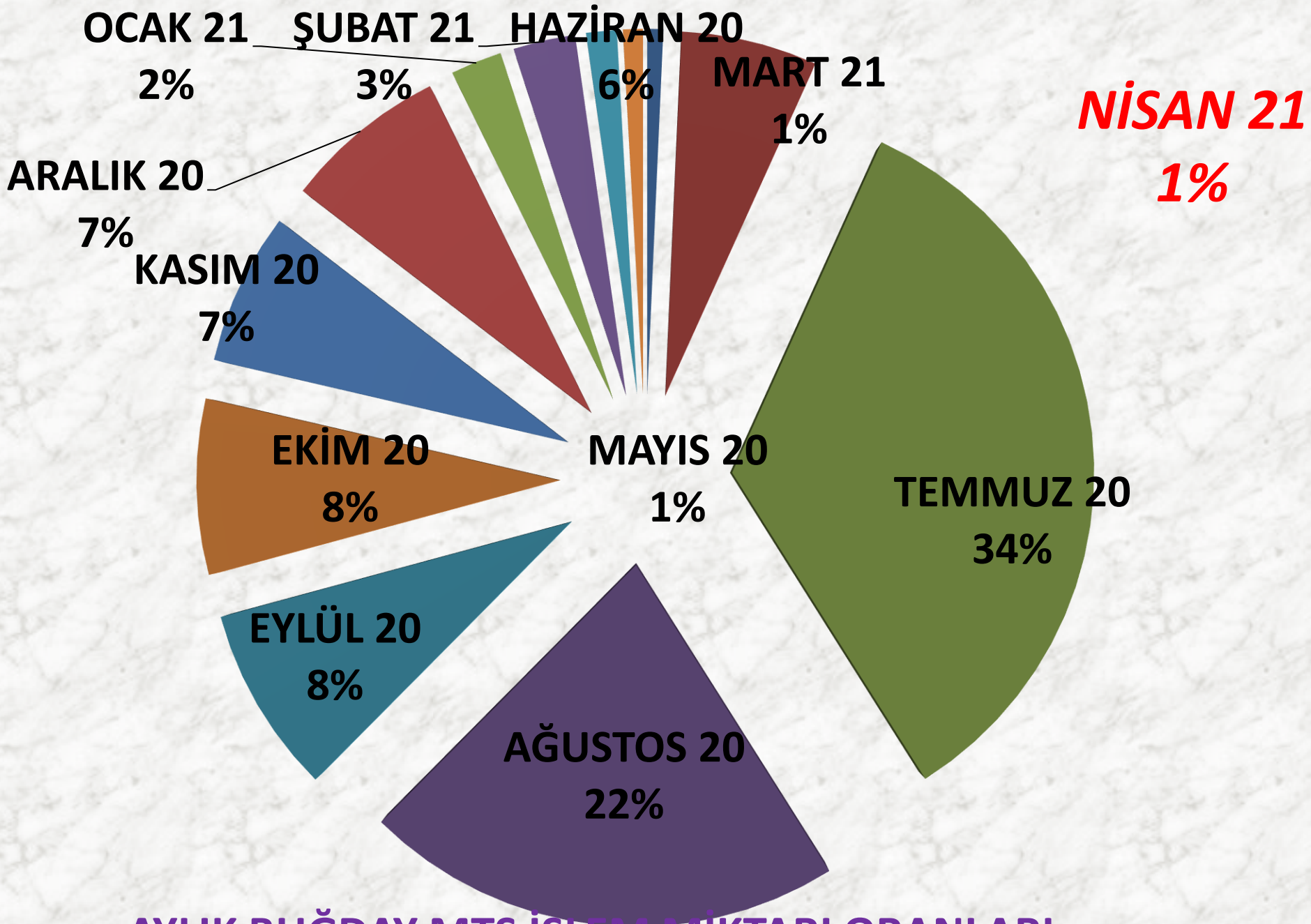
AYLIK BUĞDAY FİYAT TRENDİ (TL)



AYLIK BUĞDAY İŞLEM MİKTARI (TON)



AYLIK BUĞDAY MTS İŞLEM MİKTARI ORANLARI

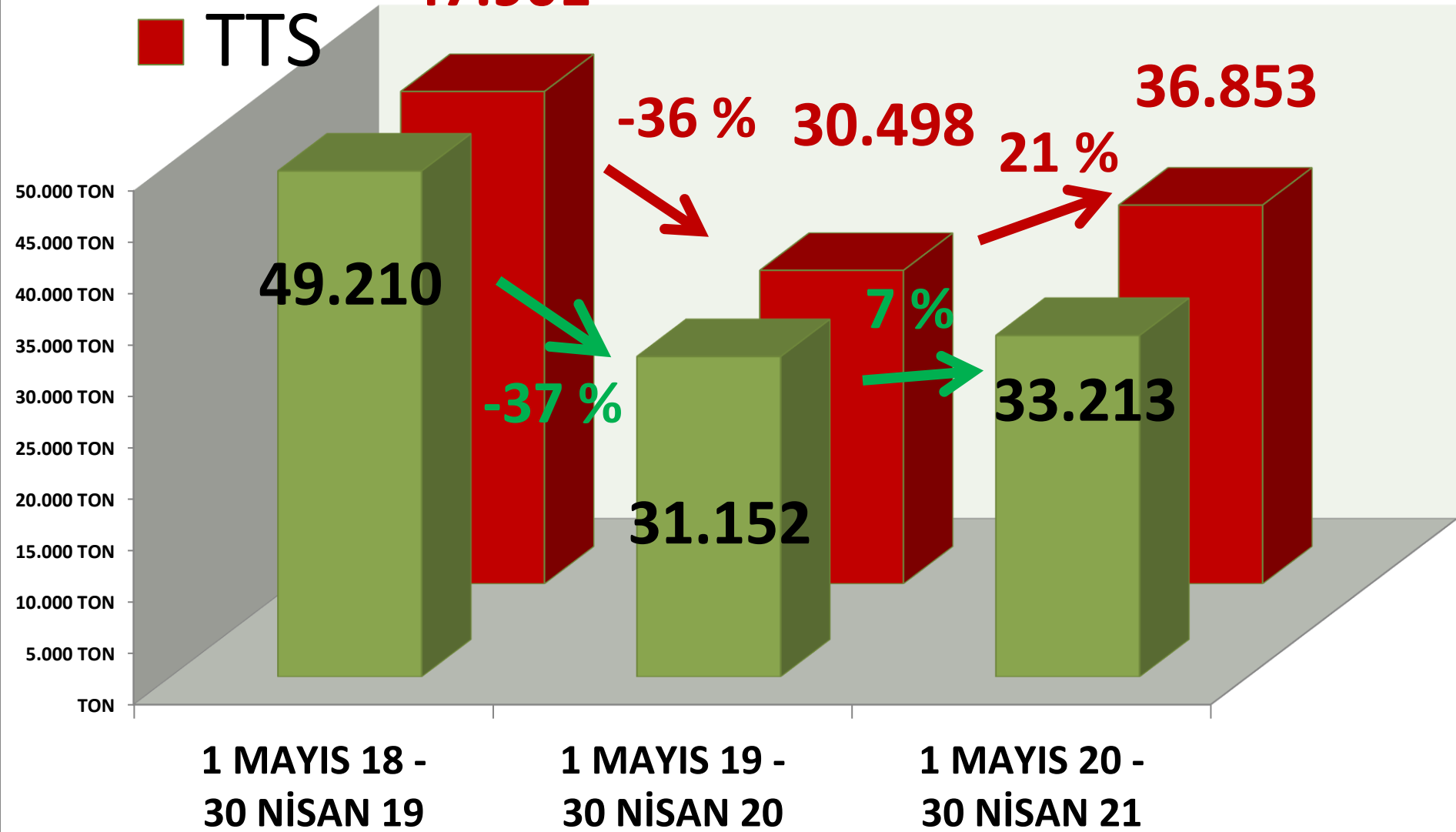


YILLIK BUĞDAY İŞLEM MİKTARI (TON)

■ MTS

■ TTS

47.901

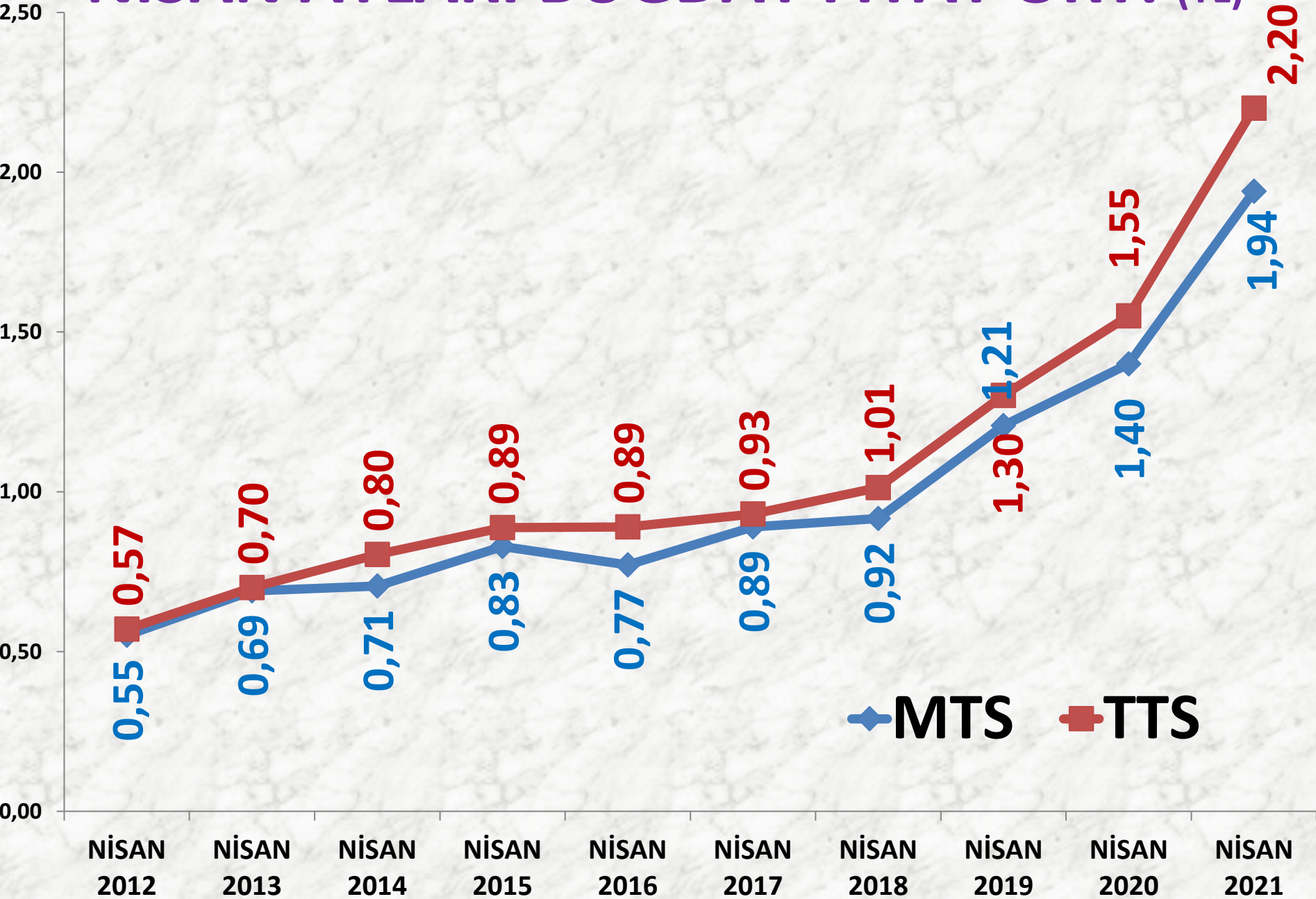


1 MAYIS 18 -
30 NİSAN 19

1 MAYIS 19 -
30 NİSAN 20

1 MAYIS 20 -
30 NİSAN 21

NİSAN AYLARI BUĞDAY FİYAT ORT. (TL)



MISIR DANE

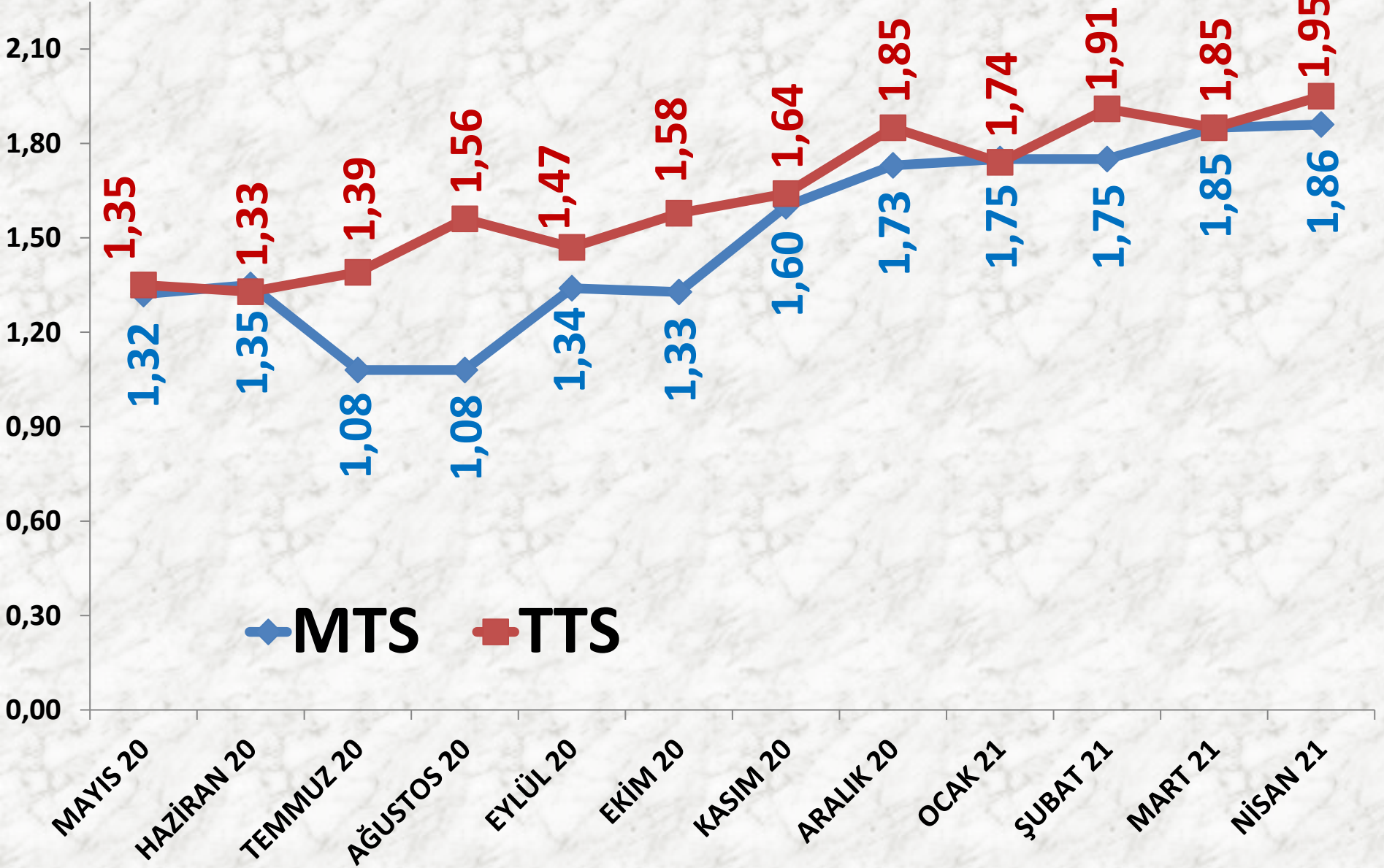
İŞLEM MİKTARI (TON)	2019 NİSAN	2020 NİSAN		2021 NİSAN	
MTS	1.044 TON	51%	1.576 TON	-4%	1.513 TON
TTS	292 TON	1448%	4.513 TON	-70%	1.360 TON

EN AZ FİYAT	2019 NİSAN	2020 NİSAN		2021 NİSAN	
MTS	0,90 TL	26%	1,13 TL	24%	1,40 TL
TTS	0,95 TL	14%	1,08 TL	67%	1,80 TL

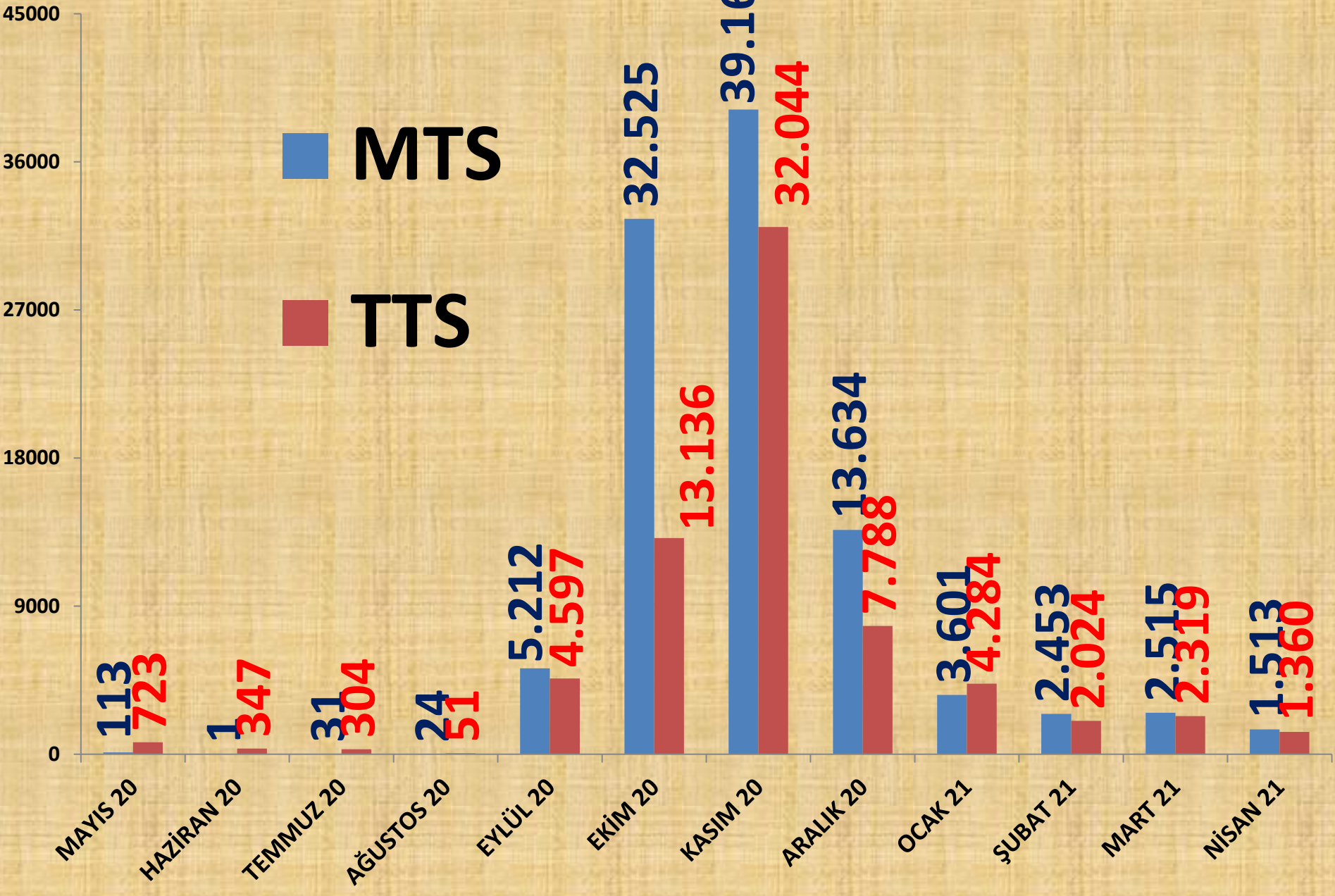
EN ÇOK FİYAT	2019 NİSAN	2020 NİSAN		2021 NİSAN	
MTS	1,26 TL	5%	1,32 TL	46%	1,93 TL
TTS	1,30 TL	11%	1,44 TL	42%	2,05 TL

ORT. FİYAT	2019 NİSAN	2020 NİSAN		2021 NİSAN	
MTS	1,05 TL	18%	1,24 TL	50%	1,86 TL
TTS	1,15 TL	7%	1,23 TL	59%	1,95 TL

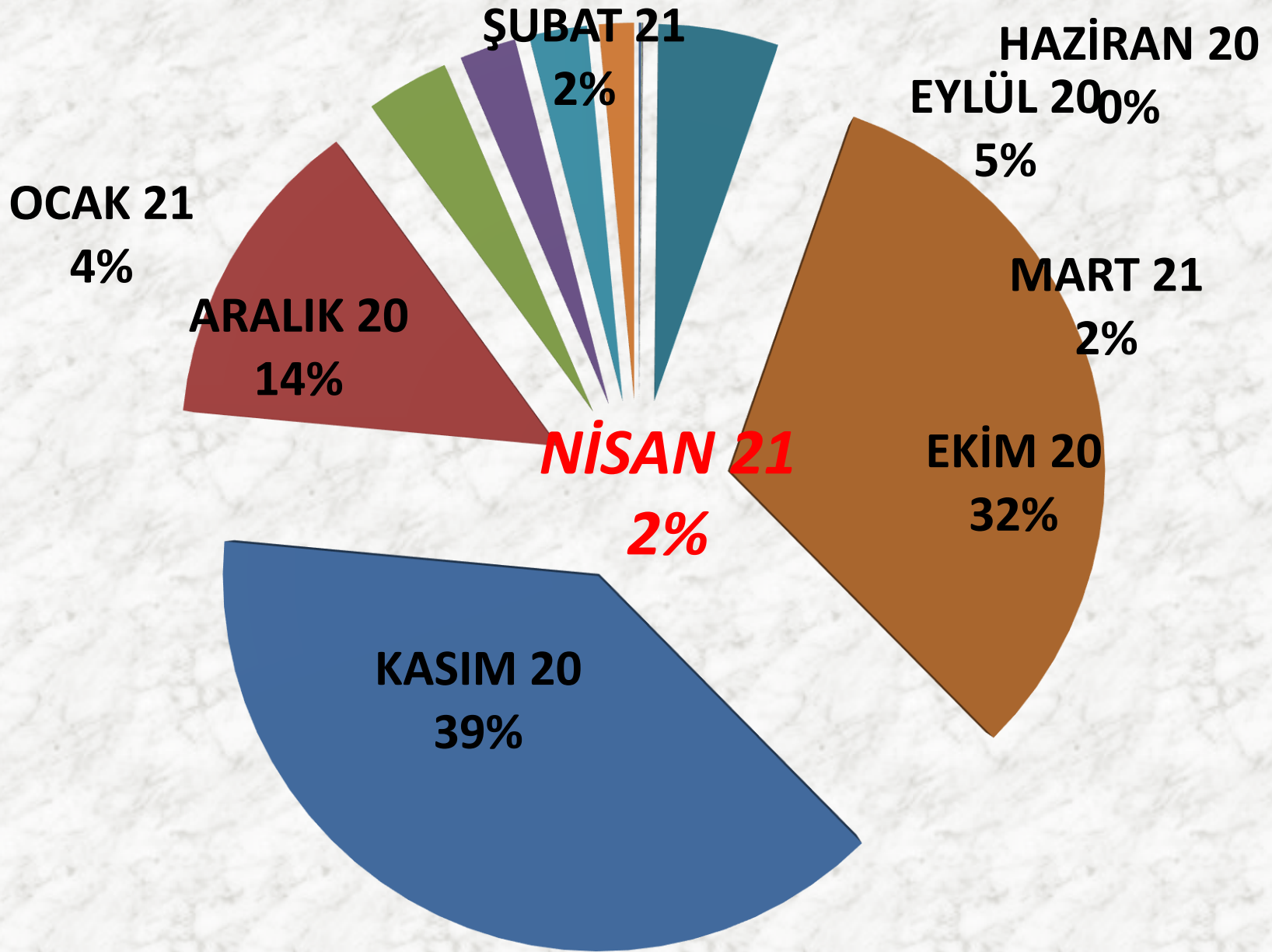
AYLIK MISIR DANE FİYAT TRENDİ (TL)



AYLIK MISIR DANE İŞLEM MİKTARI (TON)

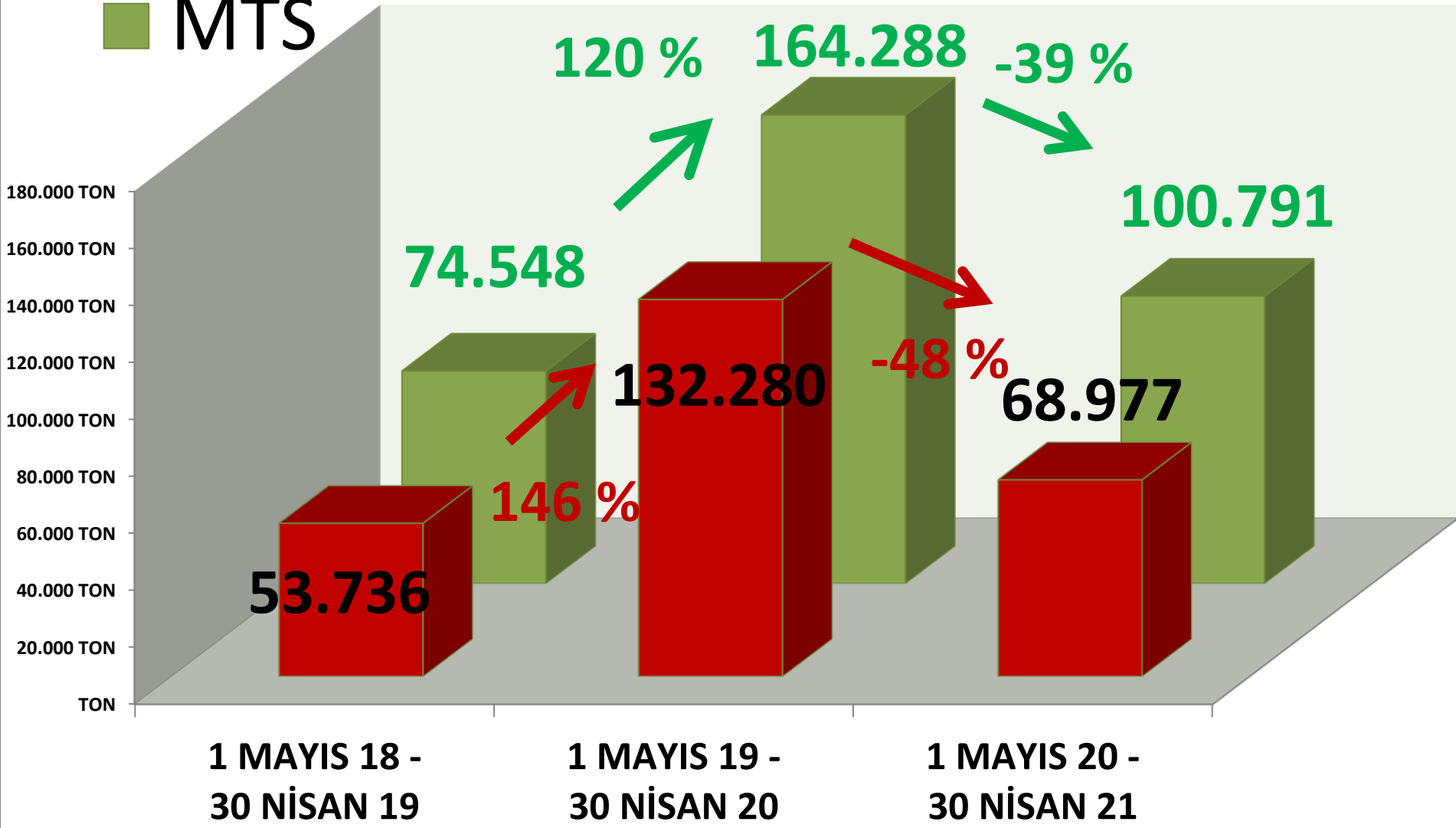


MISIR DANE MTS İŞLEM MİKTARI ORANLARI

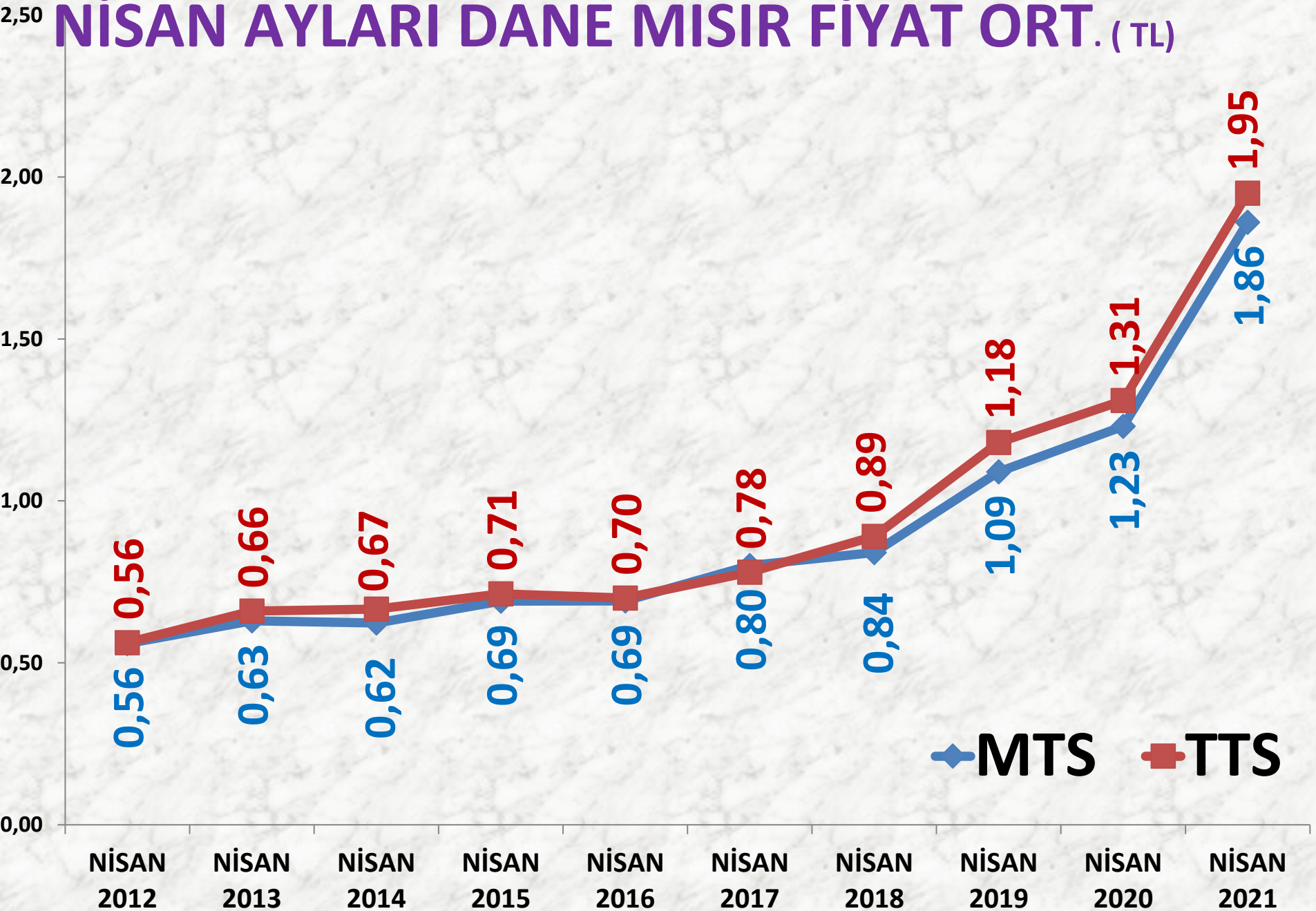


TTS YILLIK MISIR DANE İŞLEM MİKTARI (TON)

■ TTS
■ MTS



NİSAN AYLARI DANE MISIR FİYAT ORT. (TL)



NOHUT

İŞLEM HACMİ (TON)	2019 NİSAN	2020 NİSAN		2021 NİSAN	
<i>MTS</i>	1.126 TON	-61%	443 TON	5%	464 TON
<i>TTS</i>	622 TON	-27%	456 TON	-29%	325 TON

EN AZ FİYAT	2019 NİSAN	2020 NİSAN		2021 NİSAN	
<i>MTS</i>	2,00 TL	0%	2,00 TL	38%	2,75 TL
<i>TTS</i>	1,55 TL	3%	1,60 TL	56%	2,50 TL

EN ÇOK FİYAT	2019 NİSAN	2020 NİSAN		2021 NİSAN	
<i>MTS</i>	8,80 TL	11%	9,80 TL	24%	12,20 TL
<i>TTS</i>	7,00 TL	-25%	5,25 TL	124%	11,75 TL

ORT. FİYAT	2019 NİSAN	2020 NİSAN		2021 NİSAN	
<i>MTS</i>	4,31 TL	17%	5,04 TL	38%	6,94 TL
<i>TTS</i>	3,84 TL	-16%	3,24 TL	76%	5,69 TL

NOHUT NATUREL

İŞLEM HACMİ (TON)	2019 NİSAN	2020 NİSAN		2021 NİSAN	
<i>MTS</i>	690 TON	-70%	210 TON	-79%	45 TON
<i>TTS</i>	361 TON	-49%	185 TON	-14%	159 TON

EN AZ FİYAT	2019 NİSAN	2020 NİSAN		2021 NİSAN	
<i>MTS</i>	2,50 TL	0%	2,50 TL	10%	2,75 TL
<i>TTS</i>	2,65 TL	2%	2,70 TL	41%	3,80 TL

EN ÇOK FİYAT	2019 NİSAN	2020 NİSAN		2021 NİSAN	
<i>MTS</i>	5,00 TL	-25%	3,77 TL	33%	5,00 TL
<i>TTS</i>	4,65 TL	-6%	4,38 TL	13%	4,95 TL

ORT. FİYAT	2019 NİSAN	2020 NİSAN		2021 NİSAN	
<i>MTS</i>	3,95 TL	-11%	3,50 TL	16%	4,05 TL
<i>TTS</i>	3,88 TL	-8%	3,58 TL	59%	5,69 TL

NOHUT - ELENMİŞ

İŞLEM HACMİ (TON)	2019 NİSAN	2020 NİSAN		2021 NİSAN	
MTS	222 TON	-12%	195 TON	115%	419 TON
TTS	89 TON	-22%	69 TON	132%	160 TON

EN AZ FİYAT	2019 NİSAN	2020 NİSAN		2021 NİSAN	
MTS	5,00 TL	21%	6,03 TL	-13%	5,25 TL
TTS	5,50 TL	-7%	5,10 TL	8%	5,50 TL

EN ÇOK FİYAT	2019 NİSAN	2020 NİSAN		2021 NİSAN	
MTS	8,80 TL	12%	9,82 TL	24%	12,20 TL
TTS	7,00 TL	-25%	5,25 TL	124%	11,75 TL

ORT. FİYAT	2019 NİSAN	2020 NİSAN		2021 NİSAN	
MTS	7,50 TL	-3%	7,28 TL	-1%	7,25 TL
TTS	6,31 TL	-19%	5,14 TL	33%	6,82 TL

AYLIK NOHUT FİYAT TRENDİ (TL)

8,00
6,00
4,00
2,00
0,00

MAYIS 20

HAZİRAN...

TEMMUZ...

AĞUSTOS...

EYLÜL 20

EKİM 20

KASIM 20

ARALIK 20

OCAK 21

ŞUBAT 21

MART 21

NISAN 21

MTS

TTS

7,36

7,39

6,14

6,59

5,25

5,97

7,13

7,64

5,47

7,67

7,19

6,94

2,95

3,42

3,97

3,42

4,16

4,78

4,48

5,87

4,50

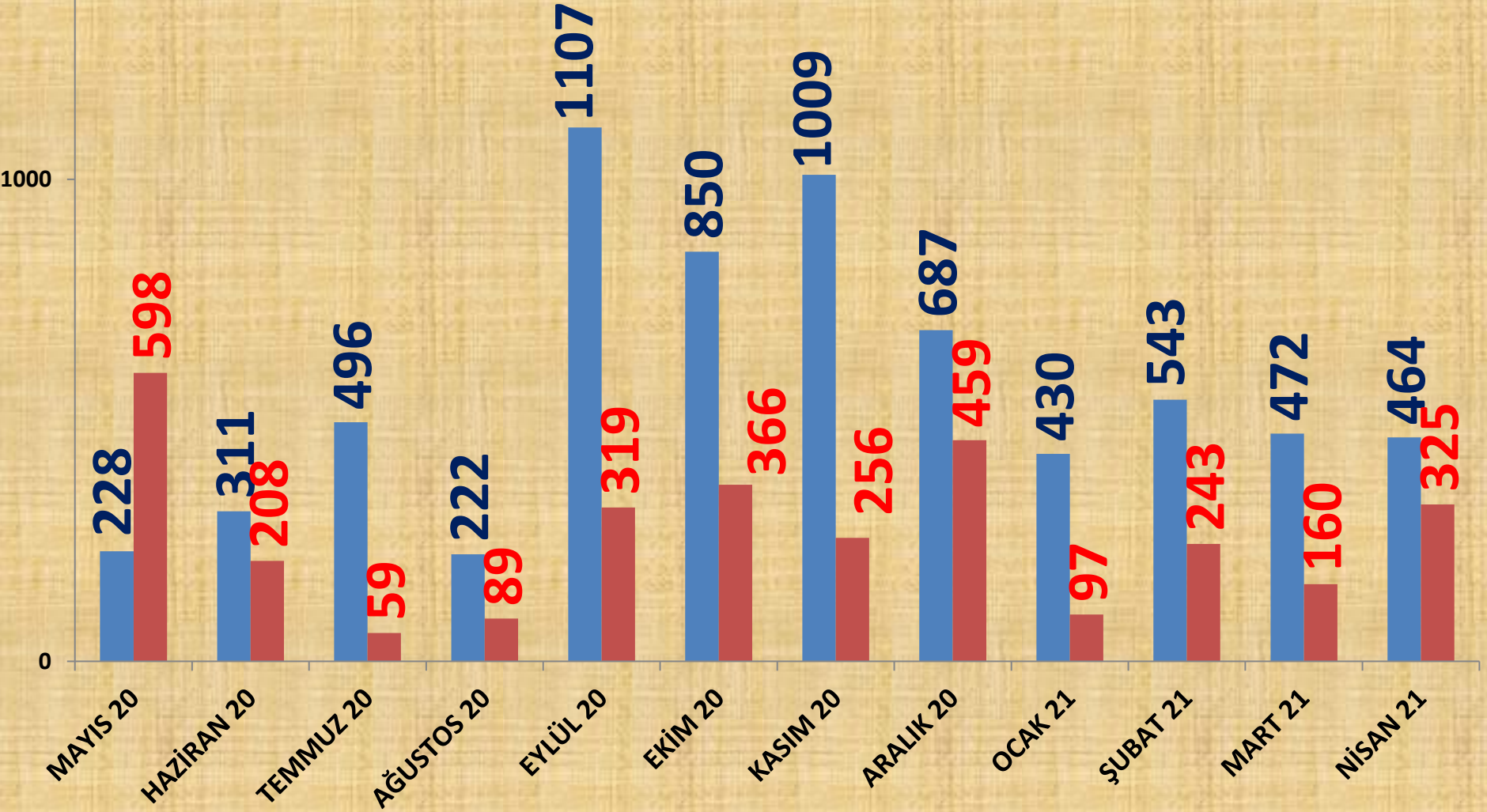
6,21

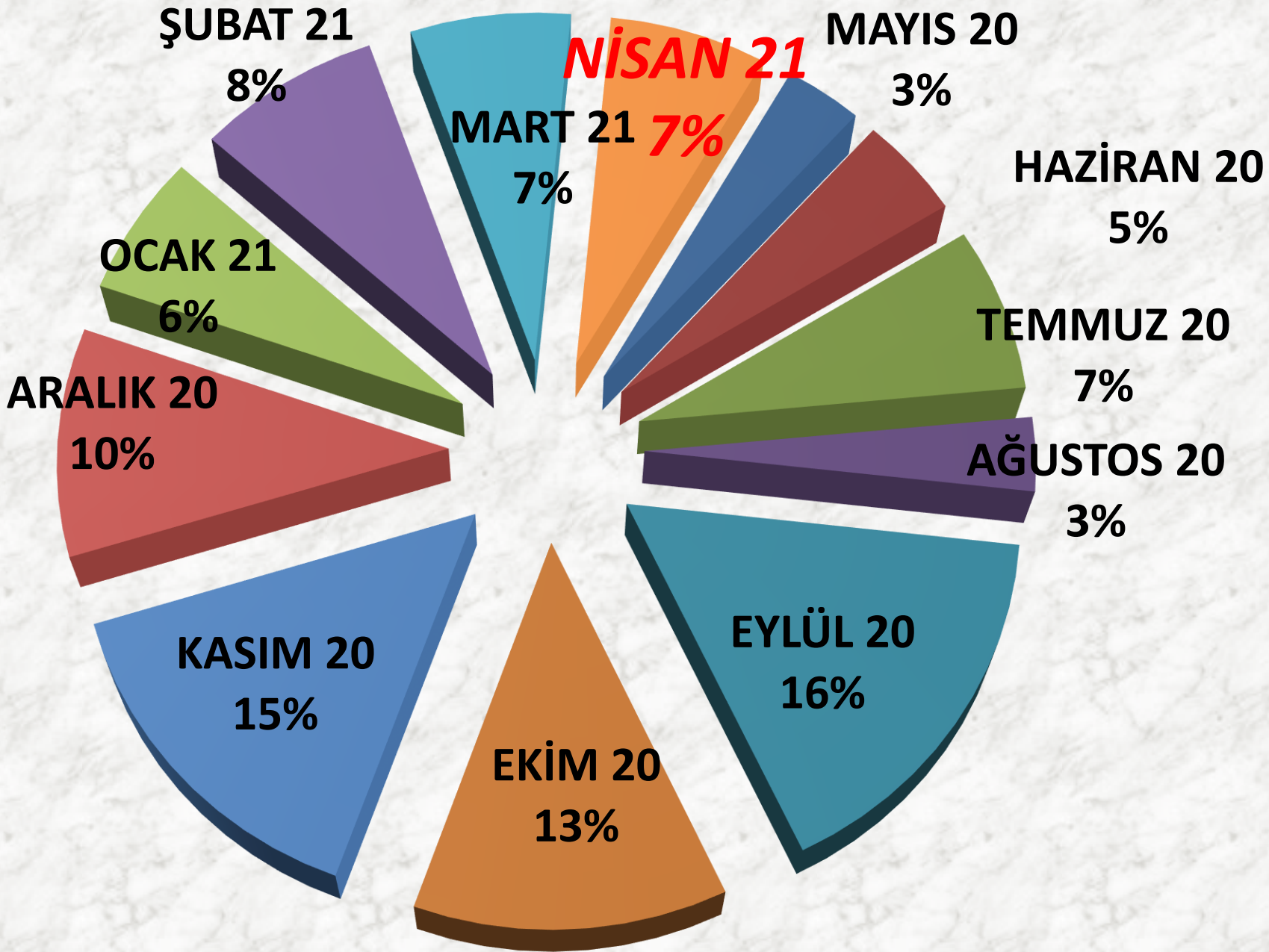
4,95

5,69

AYLIK NOHUT İŞLEM MİKTARI (TON)

■ MTS ■ TTS



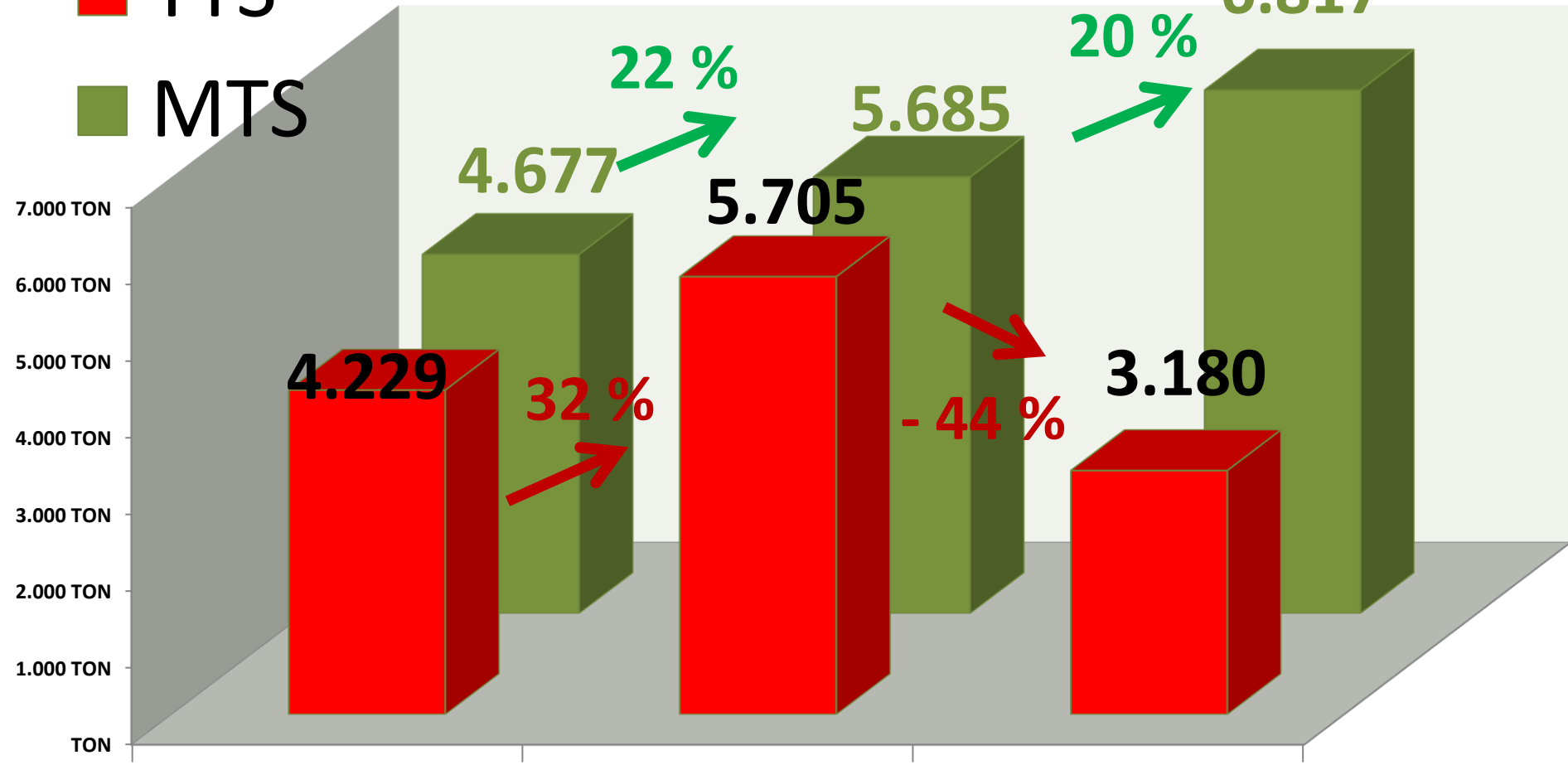


AYLIK NOHUT MTS İŞLEM MİKTARI ORANLARI

YILLIK TOPLAM NOHUT İŞLEM MİKTARI (TON)

■ TTS

■ MTS

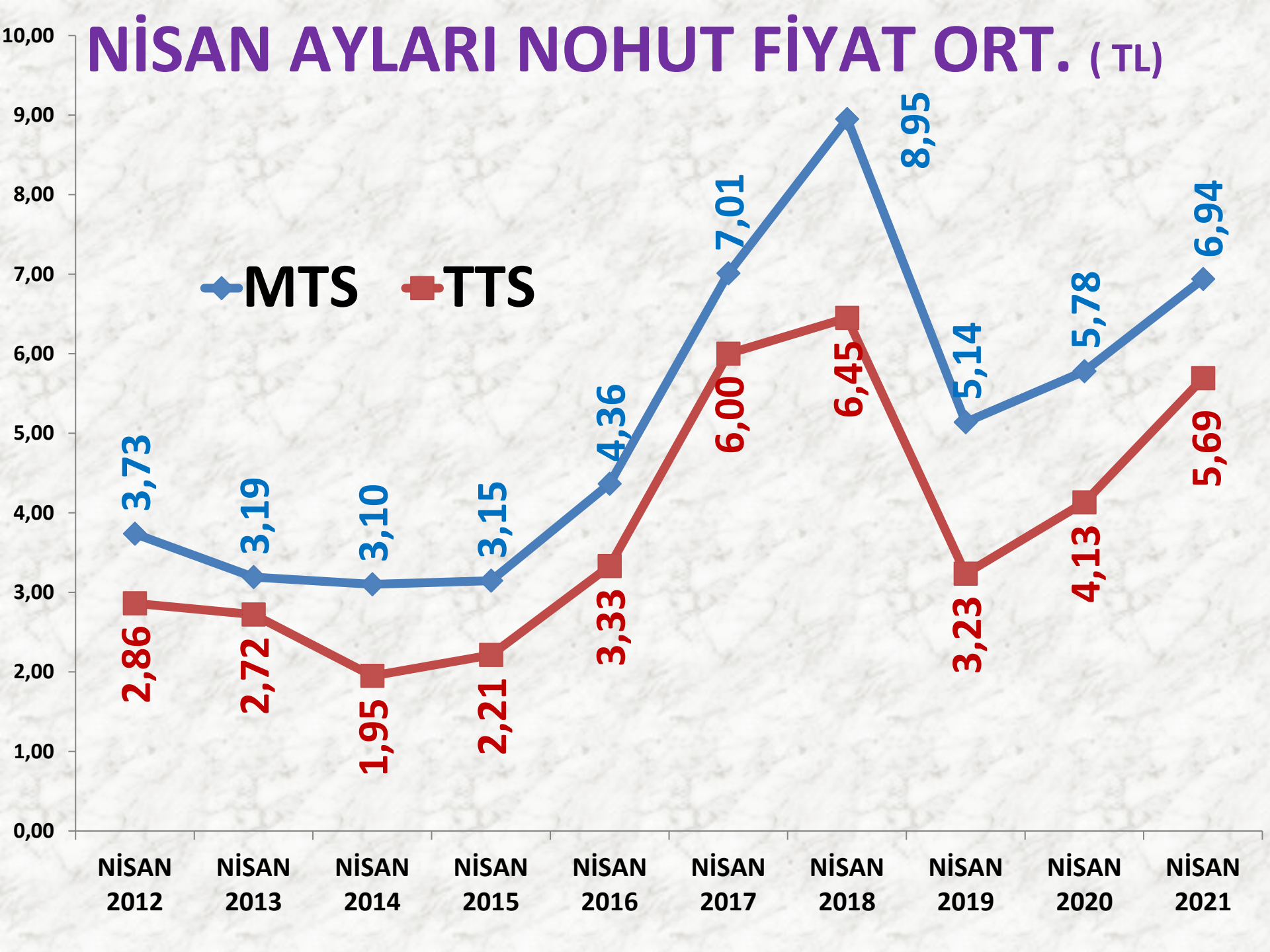


1 MAYIS 18 -
30 NİSAN 19

1 MAYIS 19 -
30 NİSAN 20

1 MAYIS 20 -
30 NİSAN 21

NİSAN AYLARI NOHUT FİYAT ORT. (TL)



BEYAZ LEBLEBİ

LEBLEBİ BEYAZ 8,50 mm

İŞLEM MİKTARI(TON)	2019 NİSAN	2020 NİSAN		2021 NİSAN	
TTS	46 TON	-37%	29 TON	-59%	12 TON

LEBLEBİ BEYAZ 9 mm

İŞLEM MİKTARI (TON)	2019 NİSAN	2020 NİSAN		2021 NİSAN	
TTS	81 TON	-35%	53 TON	181%	149 TON

BEYAZ LEBLEBİ

LEBLEBİ BEYAZ 9+ 9,50 mm

İŞLEM MİKTARI (TON)	2019 NİSAN	2020 NİSAN		2021 NİSAN	
TTS	87 TON	179%	244 TON	-82%	43 TON

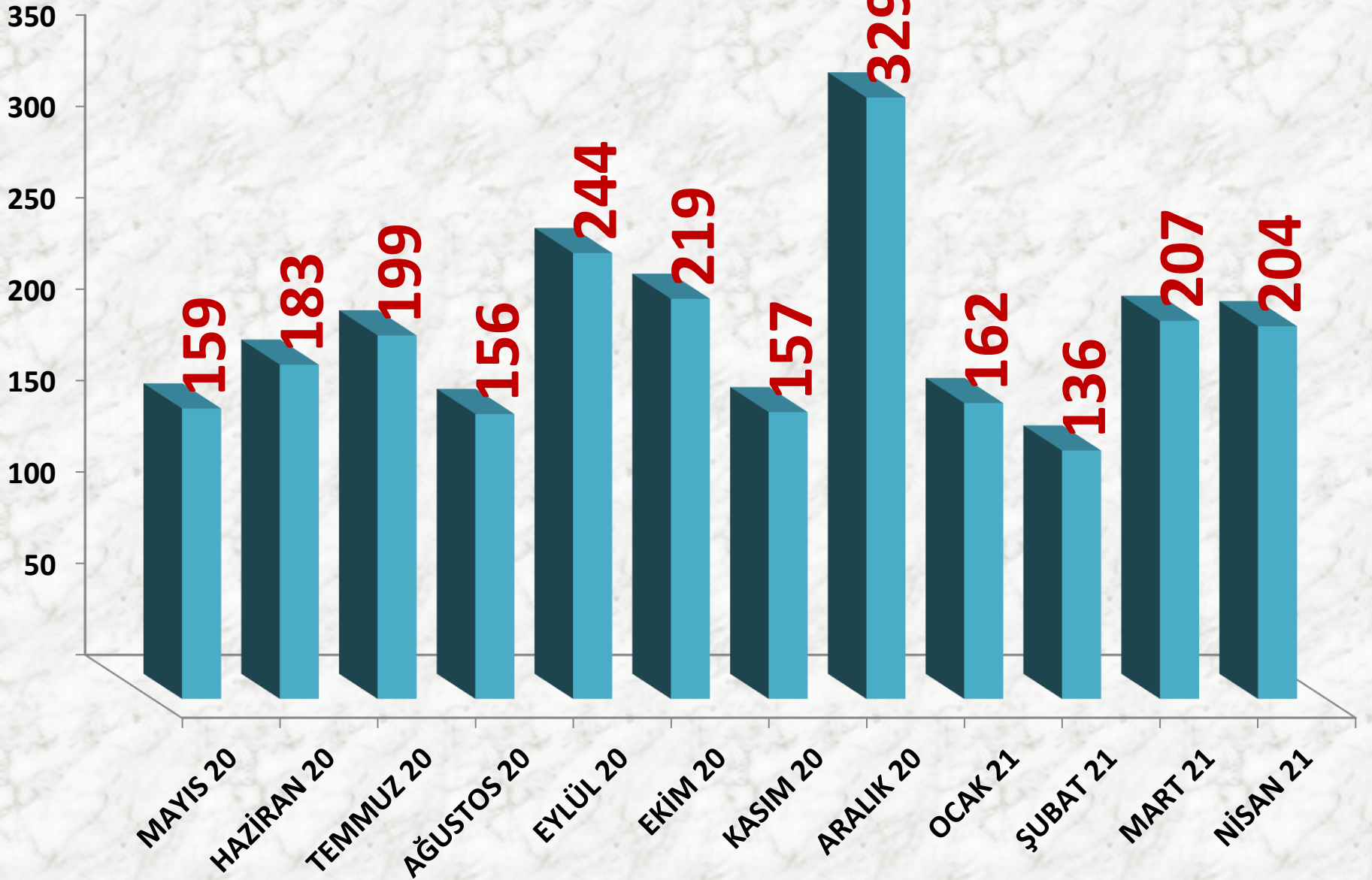
LEBLEBİ BEYAZ Elenti

İŞLEM MİKTARI (TON)	2019 NİSAN	2020 NİSAN		2021 NİSAN	
TTS	4 TON	38%	5 TON	-100%	-

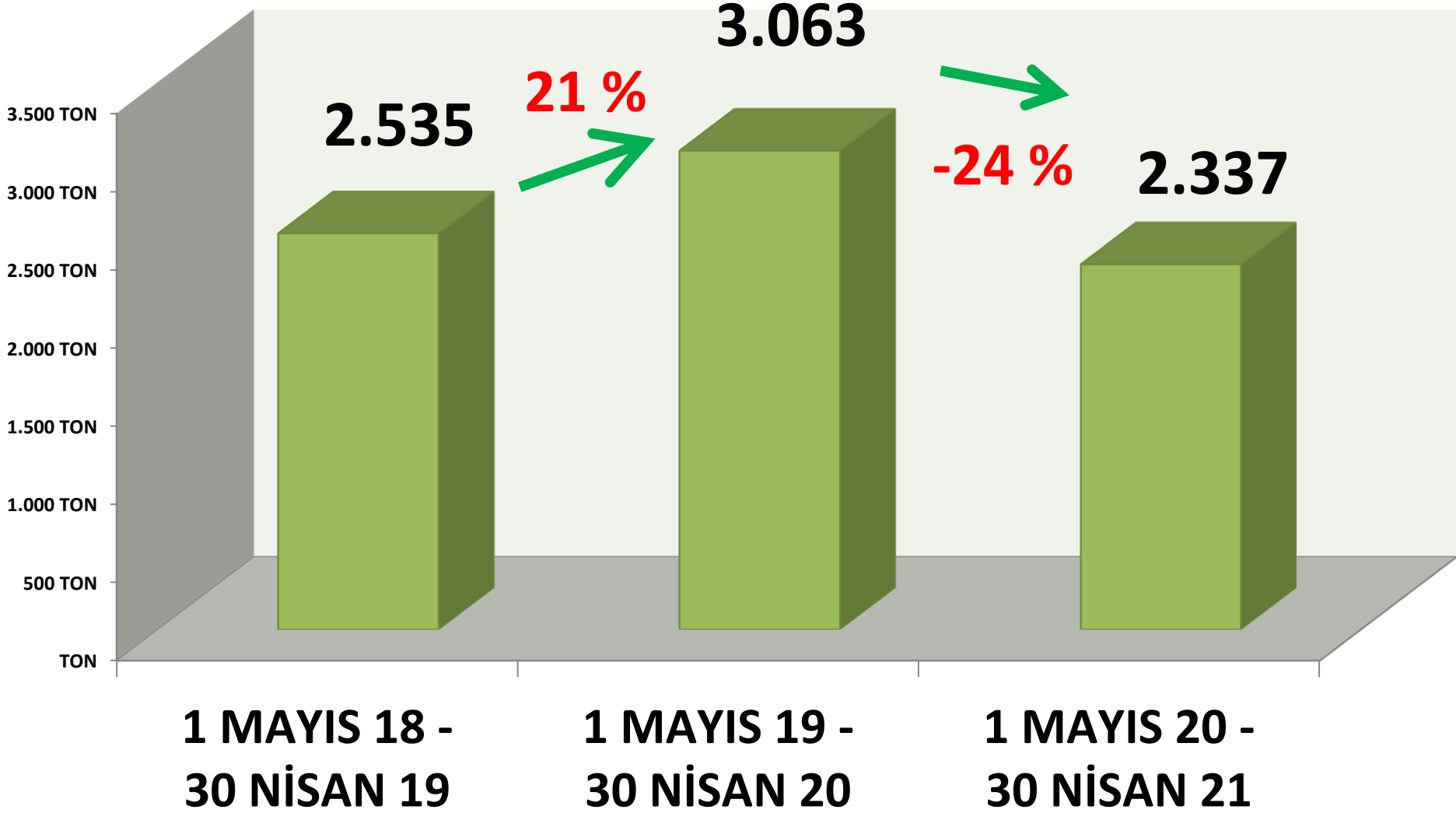
LEBLEBİ BEYAZ TOPLAM

<u>İŞLEM MİKTARI (TON)</u>	<u>2019 NİSAN</u>	<u>2020 NİSAN</u>		<u>2021 NİSAN</u>	
<u>TTS</u>	<u>218 TON</u>	52%	<u>331 TON</u>	-38%	<u>204 TON</u>

Leblebi Beyaz İşlem Miktarı (Ton)



YILLIK TOPLAM BEYAZ LEBLEBİ İŞLEM MİKTARI (TON)



LEBLEBİ BEYAZ 8,50 mm FİYATLARI

	2019 NİSAN	2020 NİSAN		2021 NİSAN	
EN AZ	6,00 TL	12%	6,70 TL	-10%	6,00 TL
EN ÇOK	8,21 TL	-3%	8,00 TL	0%	8,00 TL
ORTALAMA	7,97 TL	-9%	7,24 TL	-8%	6,64 TL

LEBLEBİ BEYAZ 9 mm FİYATLARI

	2019 NİSAN	2020 NİSAN		2021 NİSAN	
EN AZ	12,00 TL	-8%	11,00 TL	18%	13,00 TL
EN ÇOK	15,00 TL	13%	17,00 TL	18%	20,00 TL
ORTALAMA	13,47 TL	-1%	13,30 TL	5%	14,00 TL

LEBLEBİ BEYAZ 9+ 9,50 mm FİYATLARI

	2019 NİSAN	2020 NİSAN		2021 NİSAN	
EN AZ	8,25 TL	-4%	7,92 TL	3%	8,17 TL
EN ÇOK	12,00 TL	0%	12,00 TL	-8%	11,00 TL
ORTALAMA	10,22 TL	-4%	9,82 TL	-16%	8,21 TL

LEBLEBİ BEYAZ ELENTİ FİYATLARI

	2019 NİSAN	2020 NİSAN		2021 NİSAN	
ORTALAMA	2,18 TL	101%	4,38 TL	-	-

SARI LEBLEBİ

LEBLEBİ SARI 9 mm

İŞLEM MİKTARI (TON)	2019 NİSAN	2020 NİSAN		2021 NİSAN	
TTS	771 TON	-47%	406 TON	-76%	98 TON

LEBLEBİ SARI 9,50 mm

İŞLEM MİKTARI (TON)	2019 NİSAN	2020 NİSAN		2021 NİSAN	
TTS	564 TON	21%	682 TON	-65%	238 TON

LEBLEBİ SARI 9,75 mm

İŞLEM MİKTARI (TON)	2019 NİSAN	2020 NİSAN		2021 NİSAN	
TTS	55 TON	248%	190 TON	162%	497 TON

LEBLEBİ SARI 10 mm

İŞLEM MİKTARI (TON)	2019 NİSAN	2020 NİSAN		2021 NİSAN	
TTS	128 TON	30%	166 TON	170%	449 TON

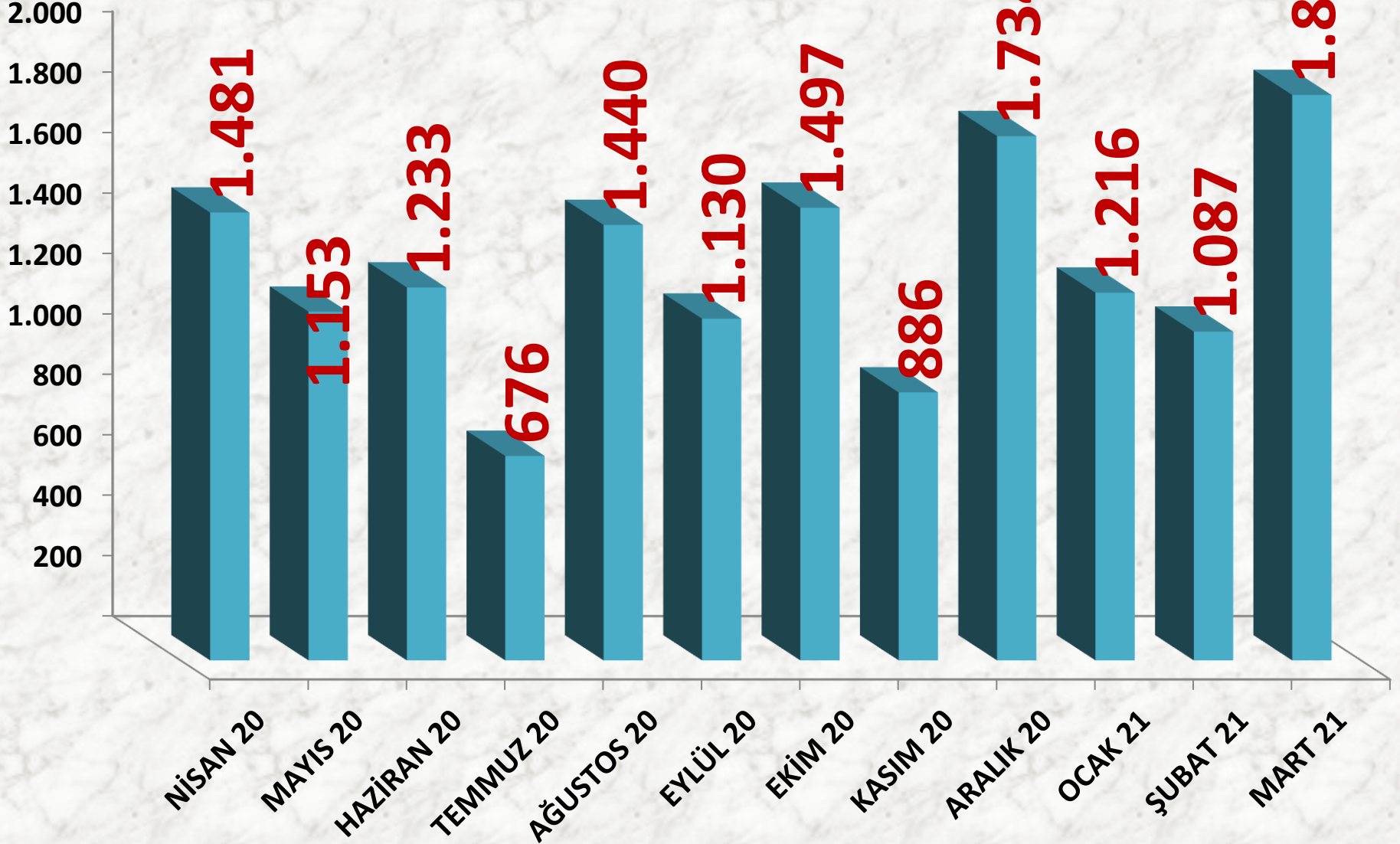
LEBLEBİ SARI Kalburaltı

İŞLEM MİKTARI (TON)	2019 NİSAN	2020 NİSAN		2021 NİSAN	
TTS	21 TON	77%	37 TON	-51%	18 TON

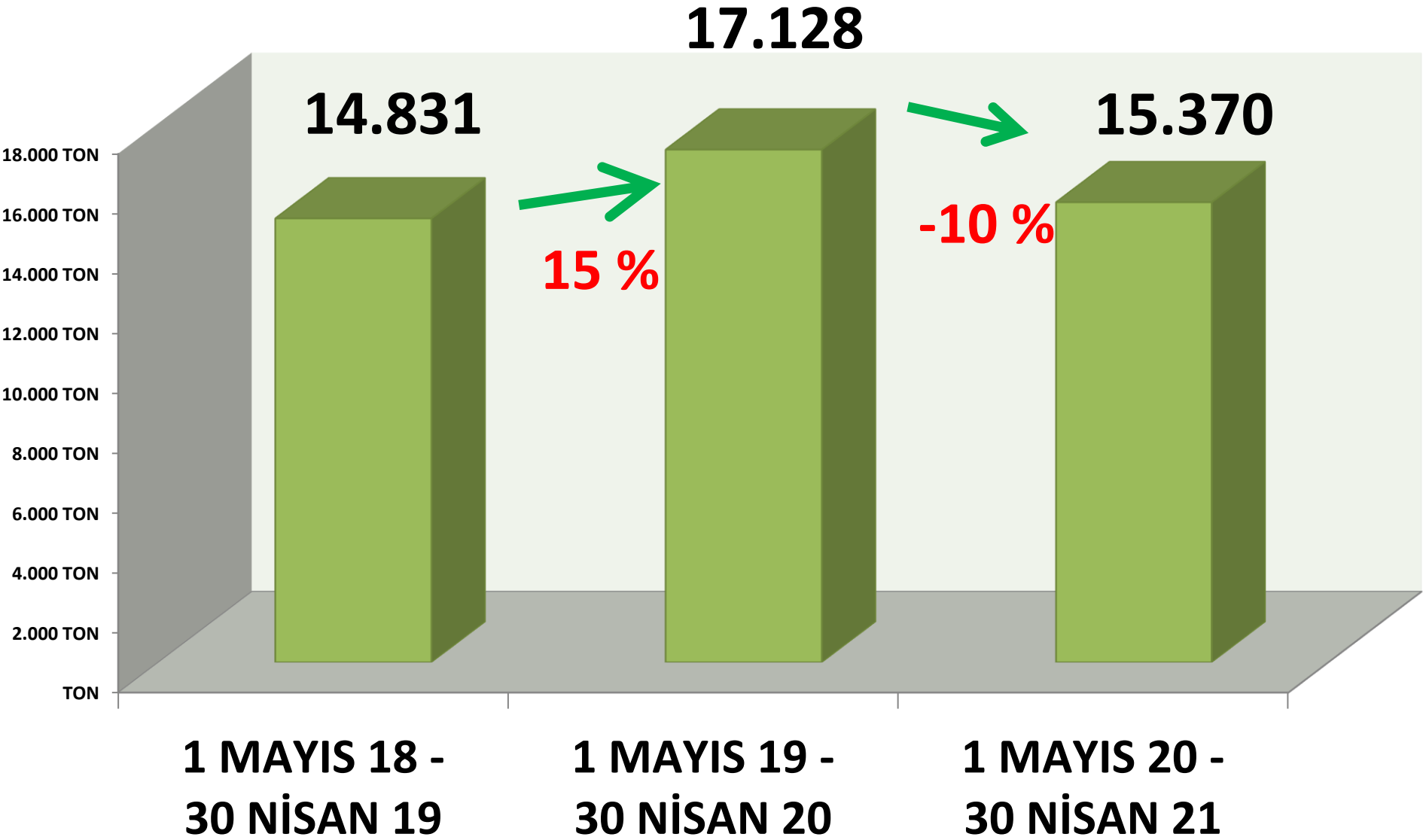
LEBLEBİ SARI TOPLAM

İŞLEM MİKTARI (TON)	<u>2019 NİSAN</u>	<u>2020 NİSAN</u>		<u>2021 NİSAN</u>	
<u>TTS</u>	<u>1.538 TON</u>	-4%	<u>1.481 TON</u>	-12%	<u>1.300 TON</u>

Leblebi Sarı İşlem Miktarı (Ton)



YILLIK TOPLAM SARI LEBLEBİ İŞLEM MİKTARI (TON)



LEBLEBİ SARI 9 mm FİYATLARI

	2019 NİSAN	2020 NİSAN		2021 NİSAN	
EN AZ	5,00 TL	0%	5,00 TL	5%	5,25 TL
EN ÇOK	8,00 TL	0%	8,00 TL	-13%	7,00 TL
ORTALAMA	7,30 TL	-3%	7,11 TL	-5%	6,74 TL

LEBLEBİ SARI 9,50 mm FİYATLARI

	2019 NİSAN	2020 NİSAN		2021 NİSAN	
EN AZ	8,00 TL	0%	8,00 TL	-12%	7,04 TL
EN ÇOK	10,00 TL	0%	10,00 TL	-10%	9,00 TL
ORTALAMA	9,01 TL	-1%	8,94 TL	-8%	8,21 TL

LEBLEBİ SARI 9,75 mm FİYATLARI

	2019 NİSAN	2020 NİSAN		2021 NİSAN	
EN AZ	10,15 TL	-1%	10,00 TL	-9%	9,10 TL
EN ÇOK	11,00 TL	0%	11,00 TL	0%	11,00 TL
ORTALAMA	10,56 TL	-1%	10,45 TL	-5%	9,89 TL

LEBLEBİ SARI 10 mm FİYATLARI

	2019 NİSAN	2020 NİSAN		2021 NİSAN	
EN AZ	11,00 TL	5%	11,50 TL	-4%	11,00 TL
EN ÇOK	15,00 TL	-7%	14,00 TL	14%	16,00 TL
ORTALAMA	12,36 TL	2%	12,62 TL	3%	13,05 TL

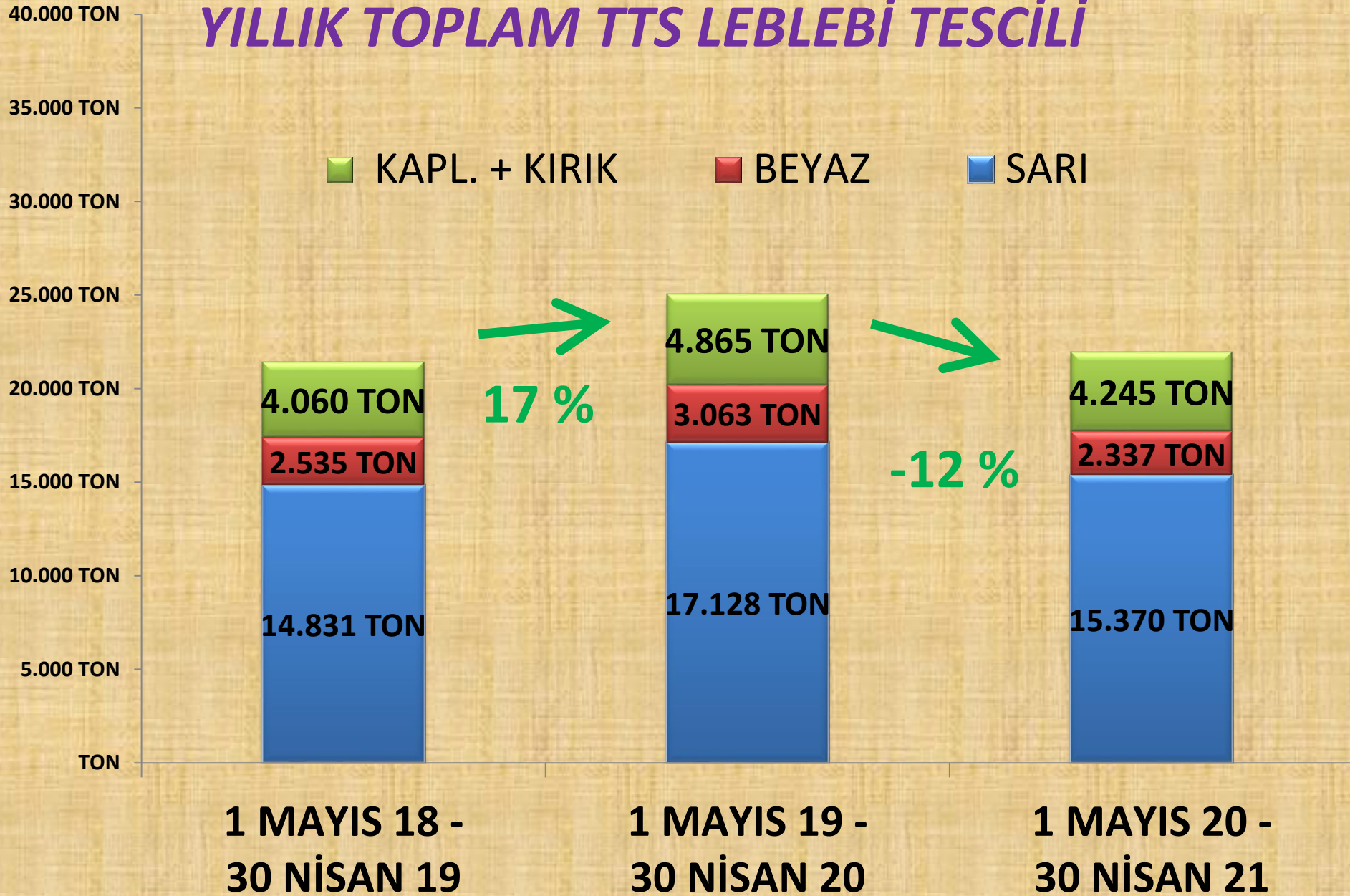
LEBLEBİ SARI Kalburaltı FİYATLARI

	2019 NİSAN	2020 NİSAN		2021 NİSAN	
ORTALAMA	4,39 TL	-36%	2,79 TL	49%	4,15 TL

YILLIK YURTIÇİ TOPLAM LEBLEBİ İŞLEM MİKTARI

MİKTAR	1 MAYIS 2018 30 NİSAN 2019	1 MAYIS 2019 30 NİSAN 2020	1 MAYIS 2020 30 NİSAN 2021		
SARI	14.831 TON	15%	17.128 TON	-10%	15.370 TON
BEYAZ	2.535 TON	21%	3.063 TON	-24%	2.337 TON
KAPL.+KIRIK	4.060 TON	20%	4.865 TON	-13%	4.245 TON
<u>LEBLEBİ TOPLAM</u>	21.426 TON	17%	25.056 TON	-12%	21.953 TON

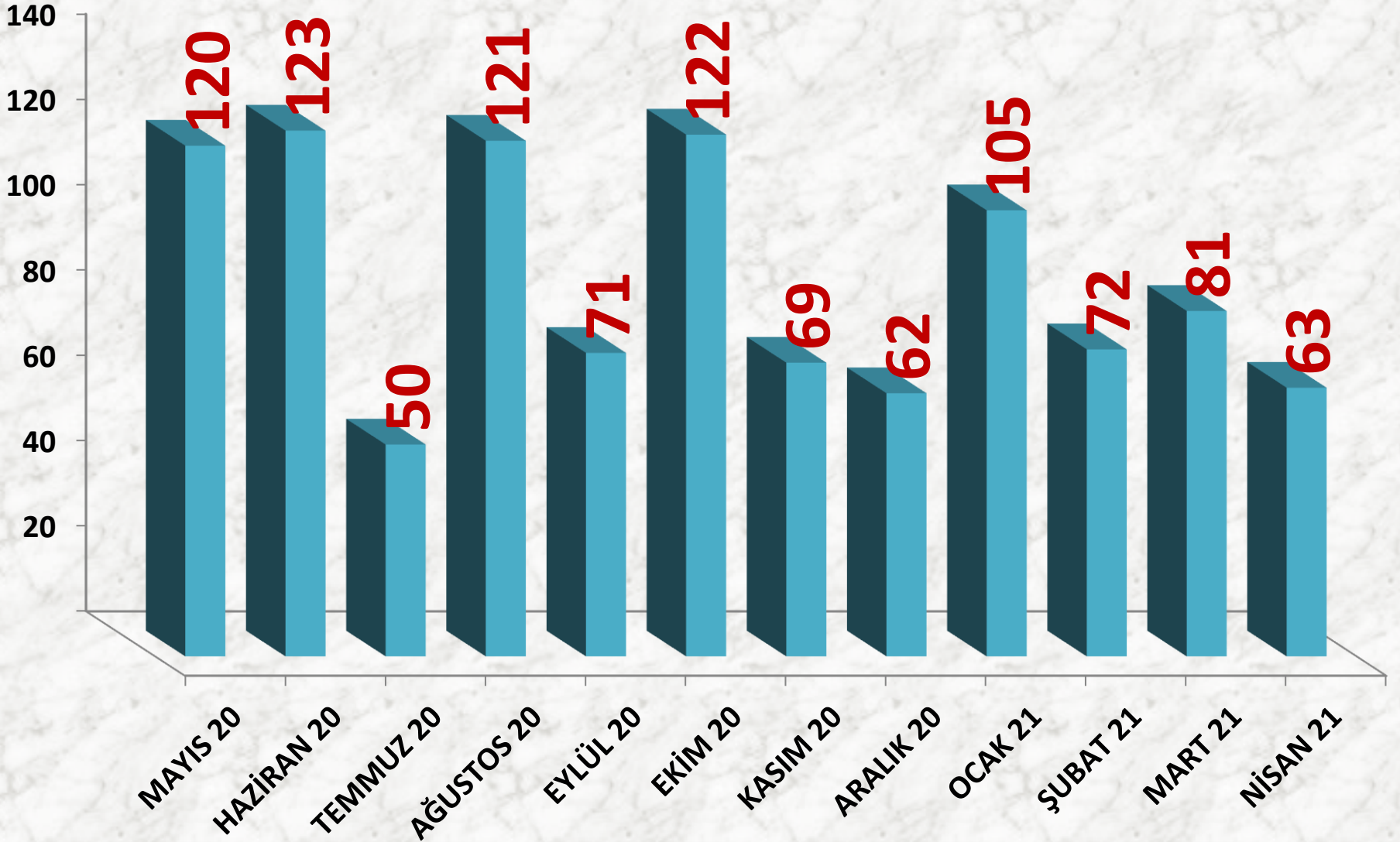
YILLIK TOPLAM TTS LEBLEBİ TESCİLİ

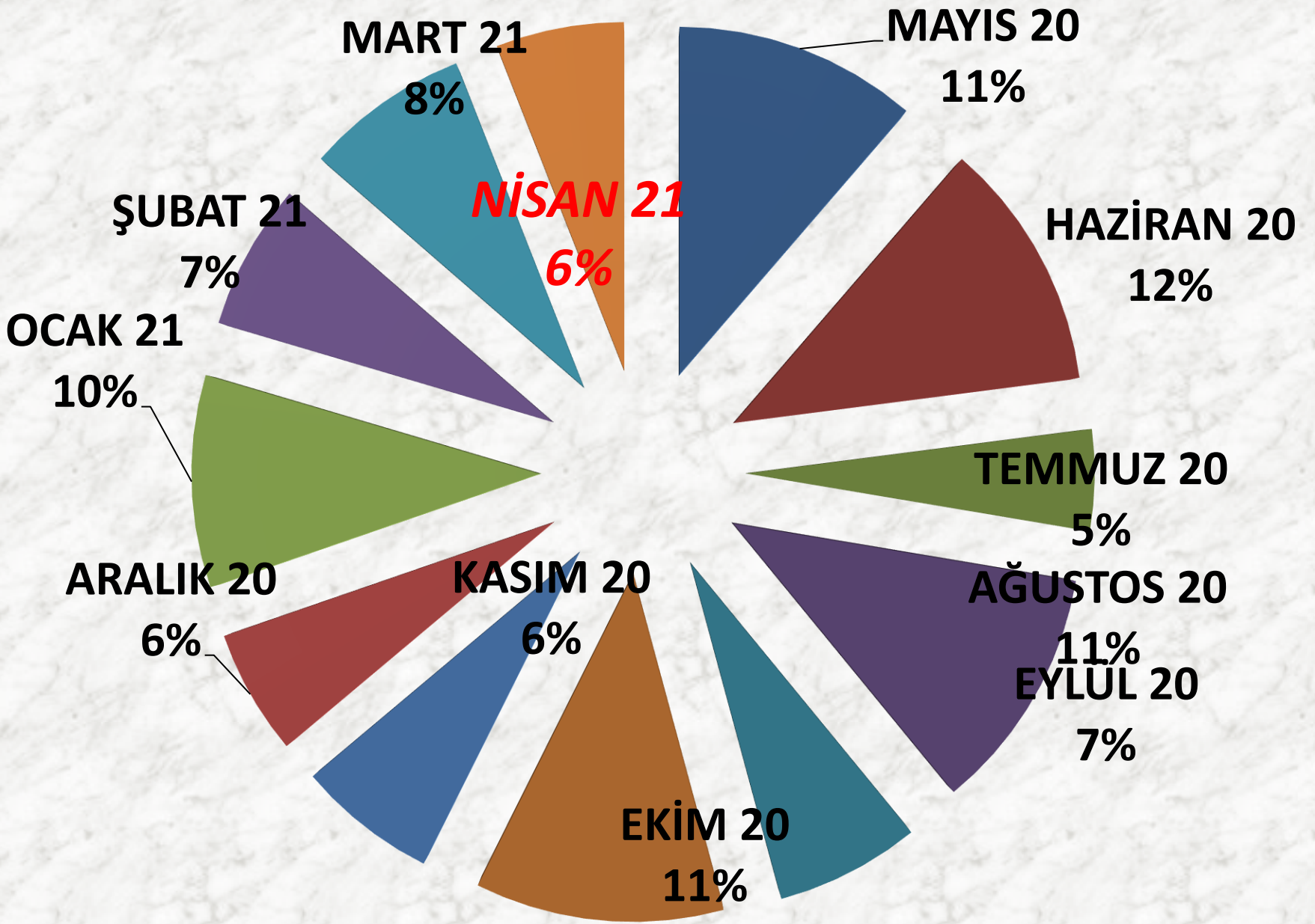


LEBLEBİ İHRACAT MİKTARLARI

2019 NİSAN		2020 NİSAN		2021 NİSAN	
SARI LEBLEBİ	41.128 kg.	SARI LEBLEBİ	54.368 kg.	SARI LEBLEBİ	24.556 kg.
BEYAZ LEBLEBİ	20.630 kg.	BEYAZ LEBLEBİ	14.544 kg.	BEYAZ LEBLEBİ	33.394 kg.
KAPLAMALI LEBLEBİ	8.830 kg.	KAPLAMALI LEBLEBİ	6.535 kg.	KAPLAMALI LEBLEBİ	3.874 kg.
KIRIK LEBLEBİ	2.500 kg.	KIRIK LEBLEBİ	1.000 kg.	KIRIK LEBLEBİ	-
LEBLEBİ KALBURALTI	-	LEBLEBİ KALBURALTI	-	LEBLEBİ KALBURALTI	1.000 kg.
LEBLEBİ UNU	-	LEBLEBİ UNU	-	LEBLEBİ UNU	-
<u>TOPLAM</u>	73.088 kg.	<u>TOPLAM</u>	76.447 kg.	<u>TOPLAM</u>	62.824 kg.

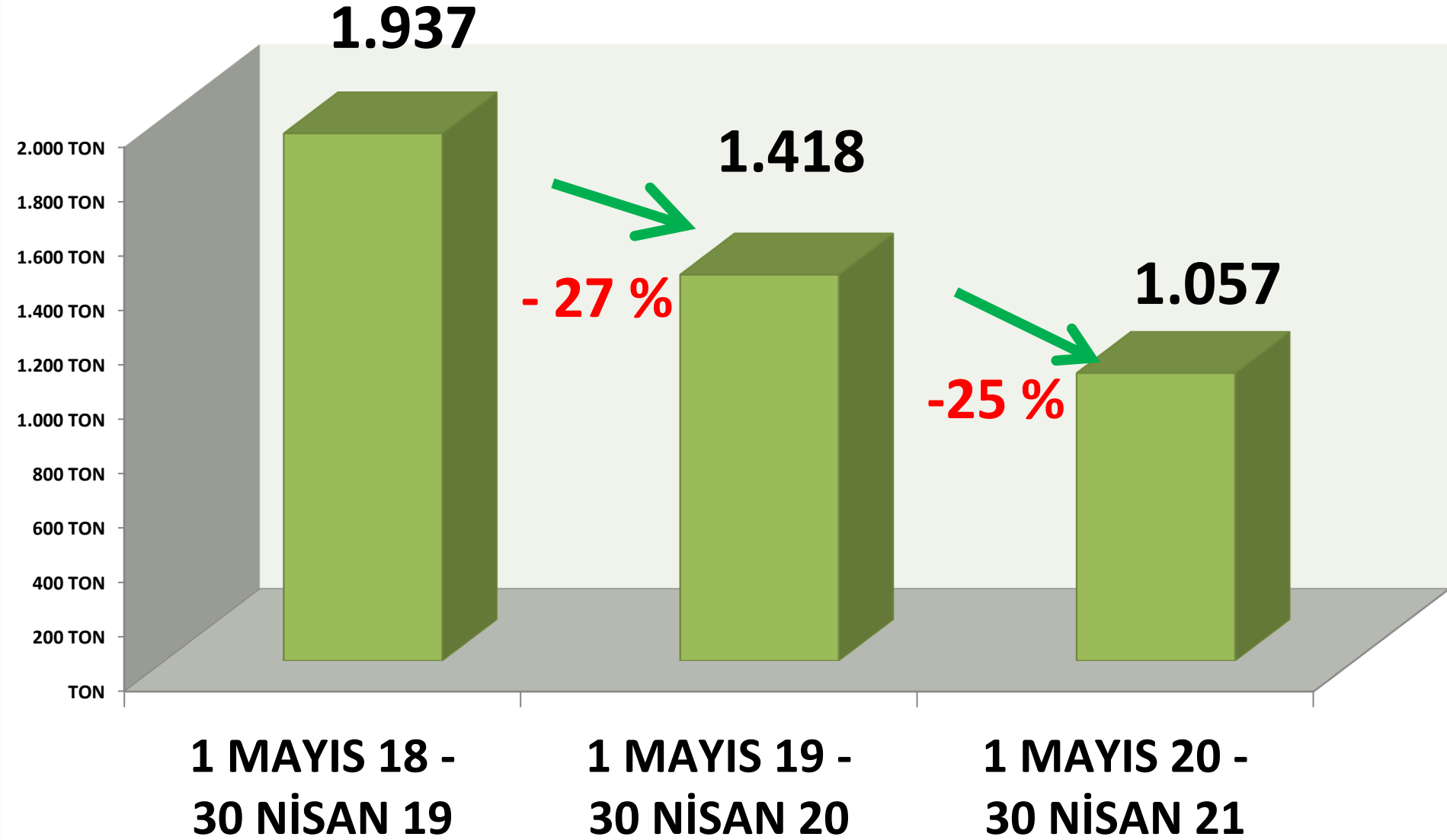
Leblebi İhracat (Ton)





AYLIK LEBLEBİ İHRACAT MİKTARI ORANLARI

YILLIK TOPLAM LEBLEBİ İHRACAT MİKTARI (TON)



AYÇEKİRDEĞİ

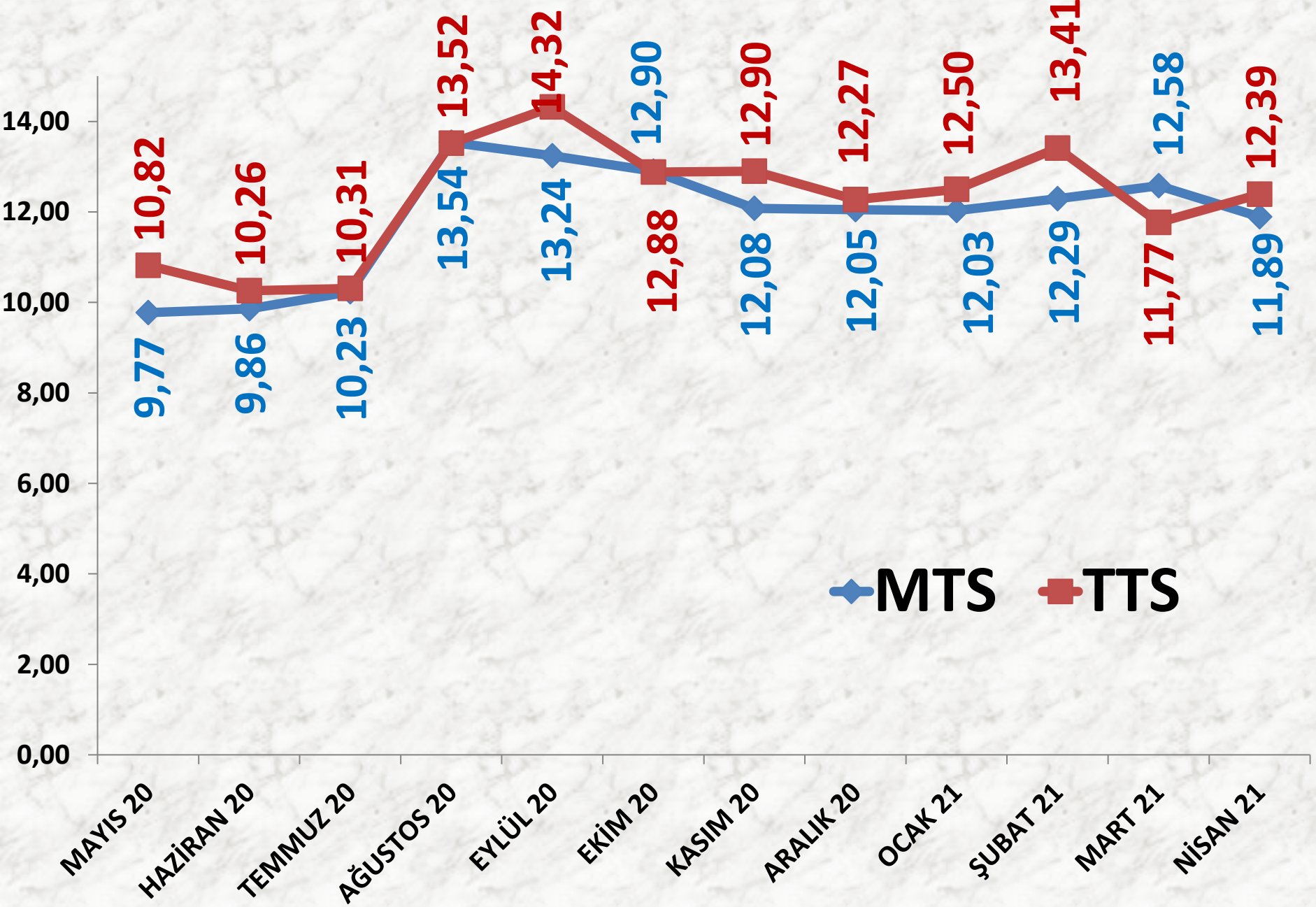
İŞLEM MİKTARI (TON)	2019 NİSAN	2020 NİSAN		2021 NİSAN	
MTS	1797 TON	-10%	1609 TON	-42%	939 TON
TTS	2063 TON	-35%	1348 TON	-17%	1121 TON

EN AZ FİYAT	2019 NİSAN	2020 NİSAN		2021 NİSAN	
MTS	4,20 TL	13%	4,75 TL	68%	8,00 TL
TTS	4,00 TL	13%	4,50 TL	102%	9,10 TL

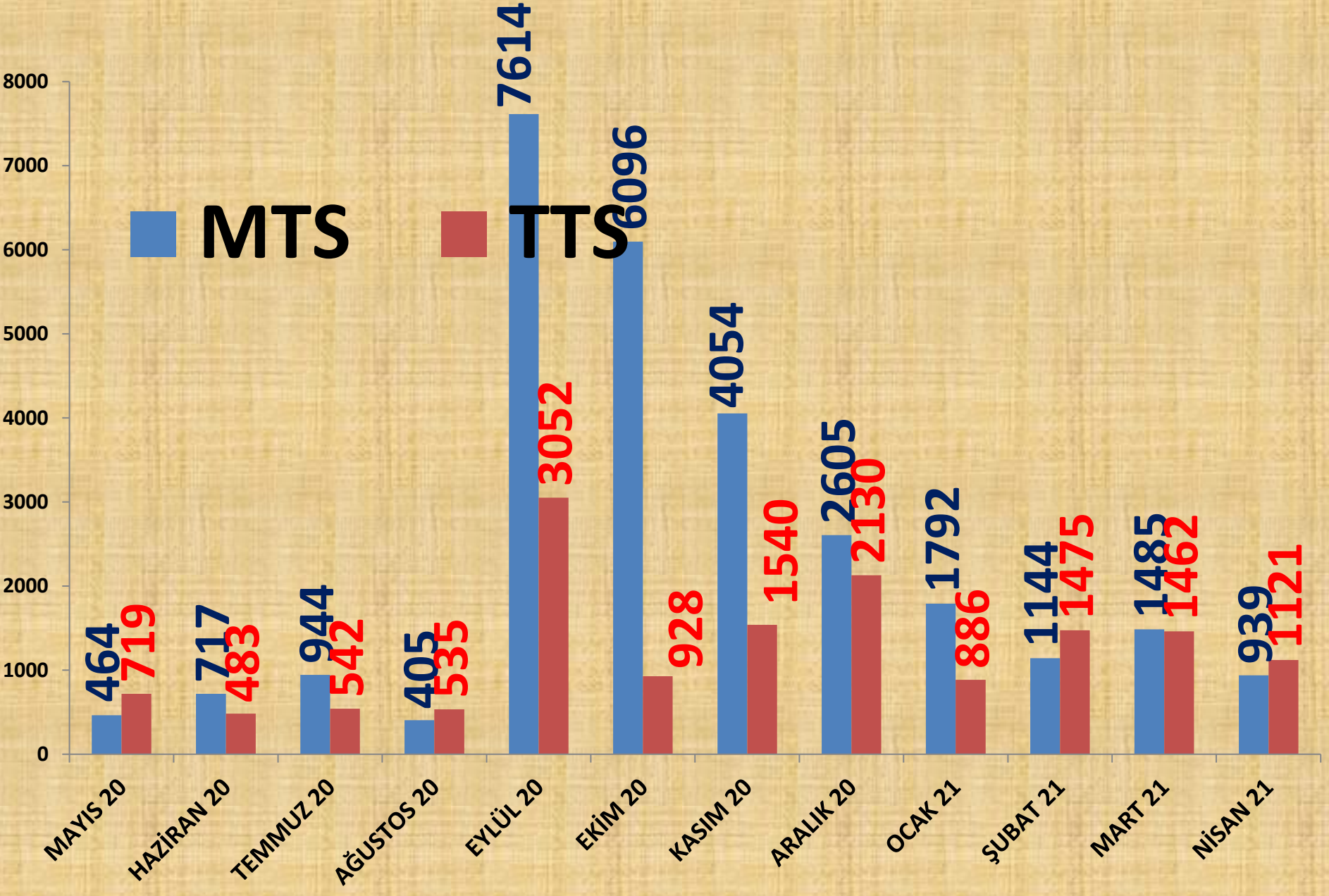
EN ÇOK FİYAT	2019 NİSAN	2020 NİSAN		2021 NİSAN	
MTS	6,70 TL	76%	11,81 TL	35%	15,98 TL
TTS	7,80 TL	79%	14,00 TL	5%	14,75 TL

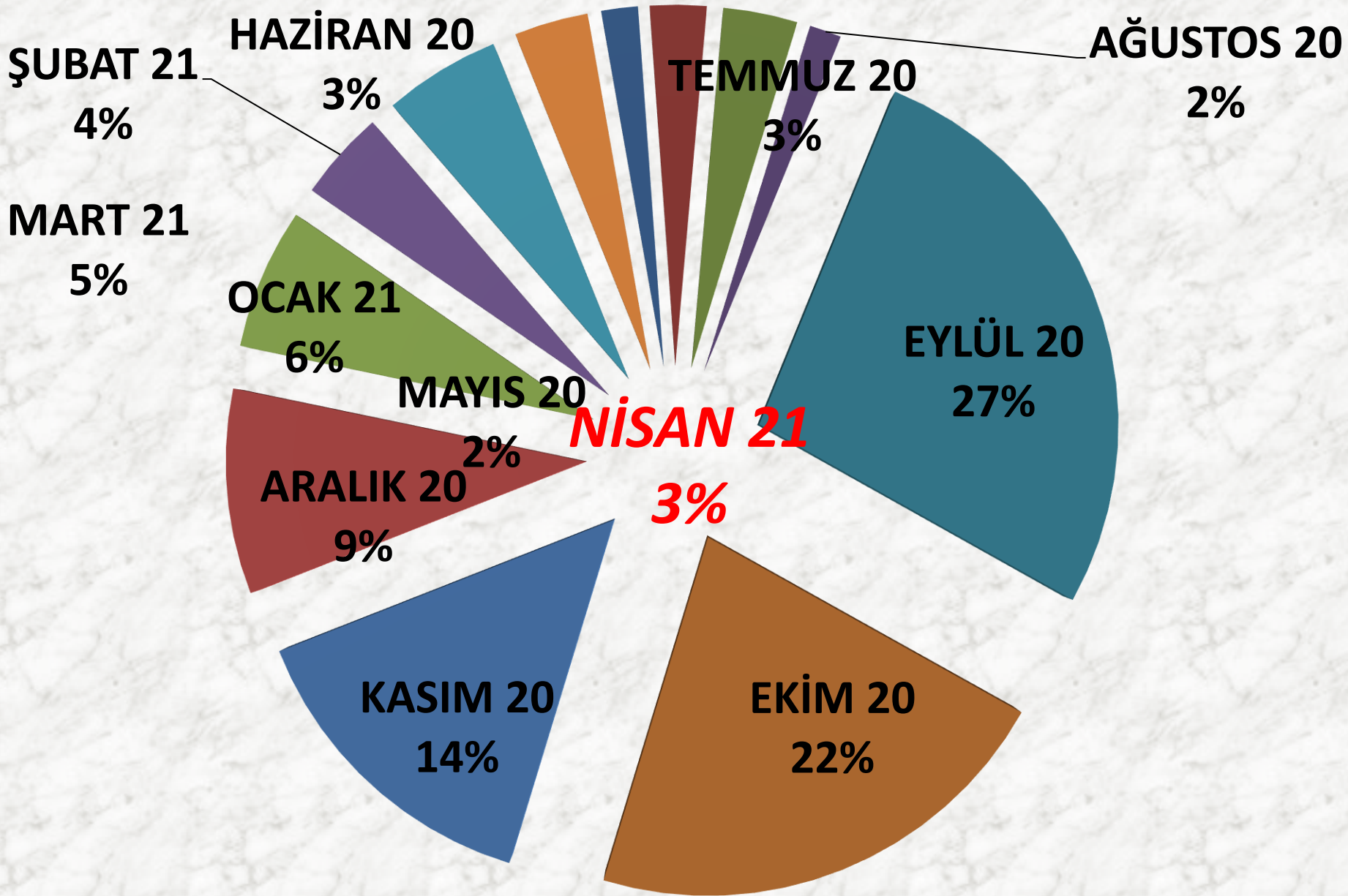
ORT. FİYAT	2019 NİSAN	2020 NİSAN		2021 NİSAN	
MTS	5,25 TL	89%	9,91 TL	20%	11,89 TL
TTS	5,96 TL	57%	9,34 TL	33%	12,39 TL

AYLIK AYÇİÇEĞİ FİYAT TRENDİ (TL)



AYLIK AYÇİÇEĞİ İŞLEM MİKTARI (TON)

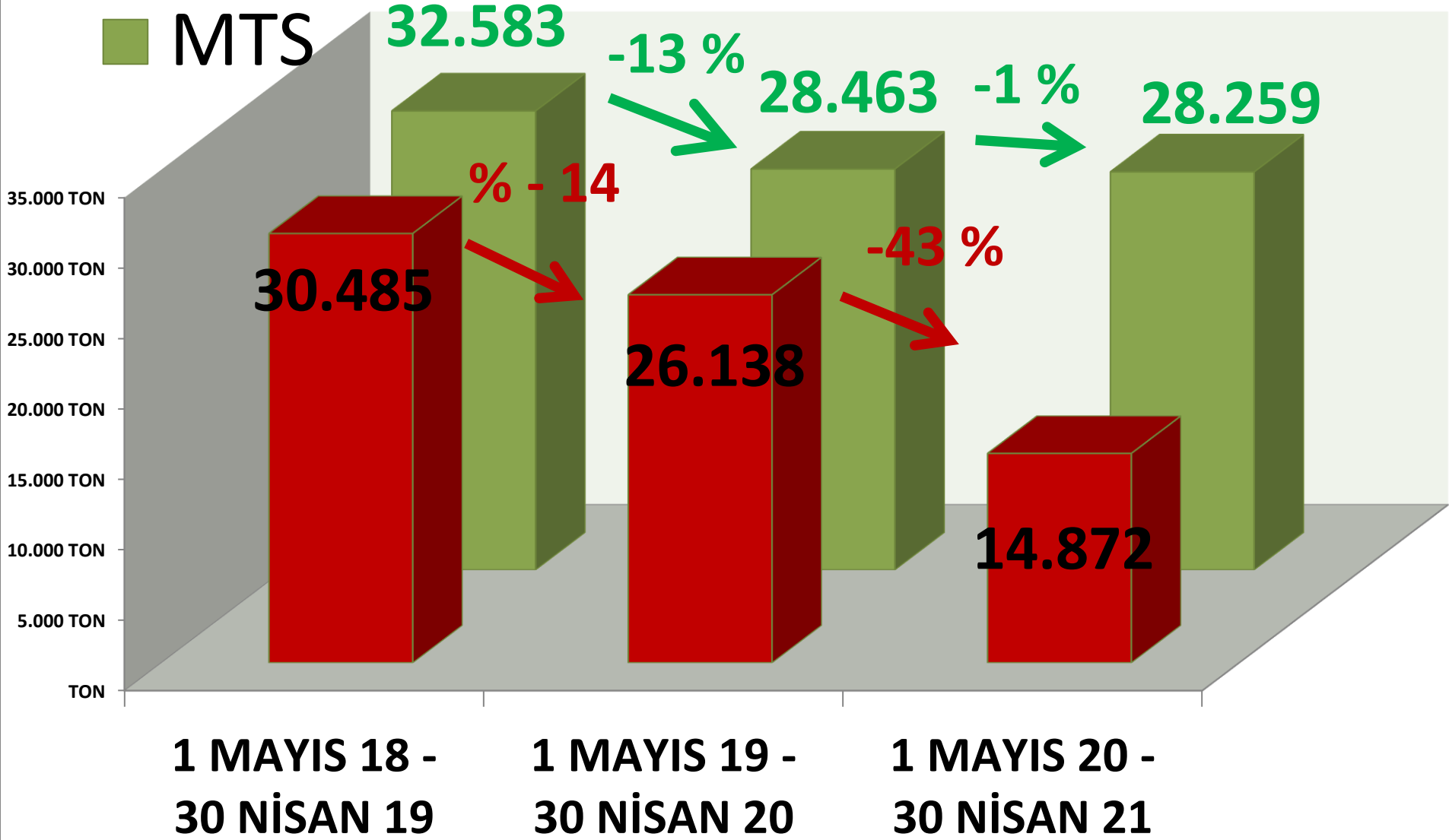




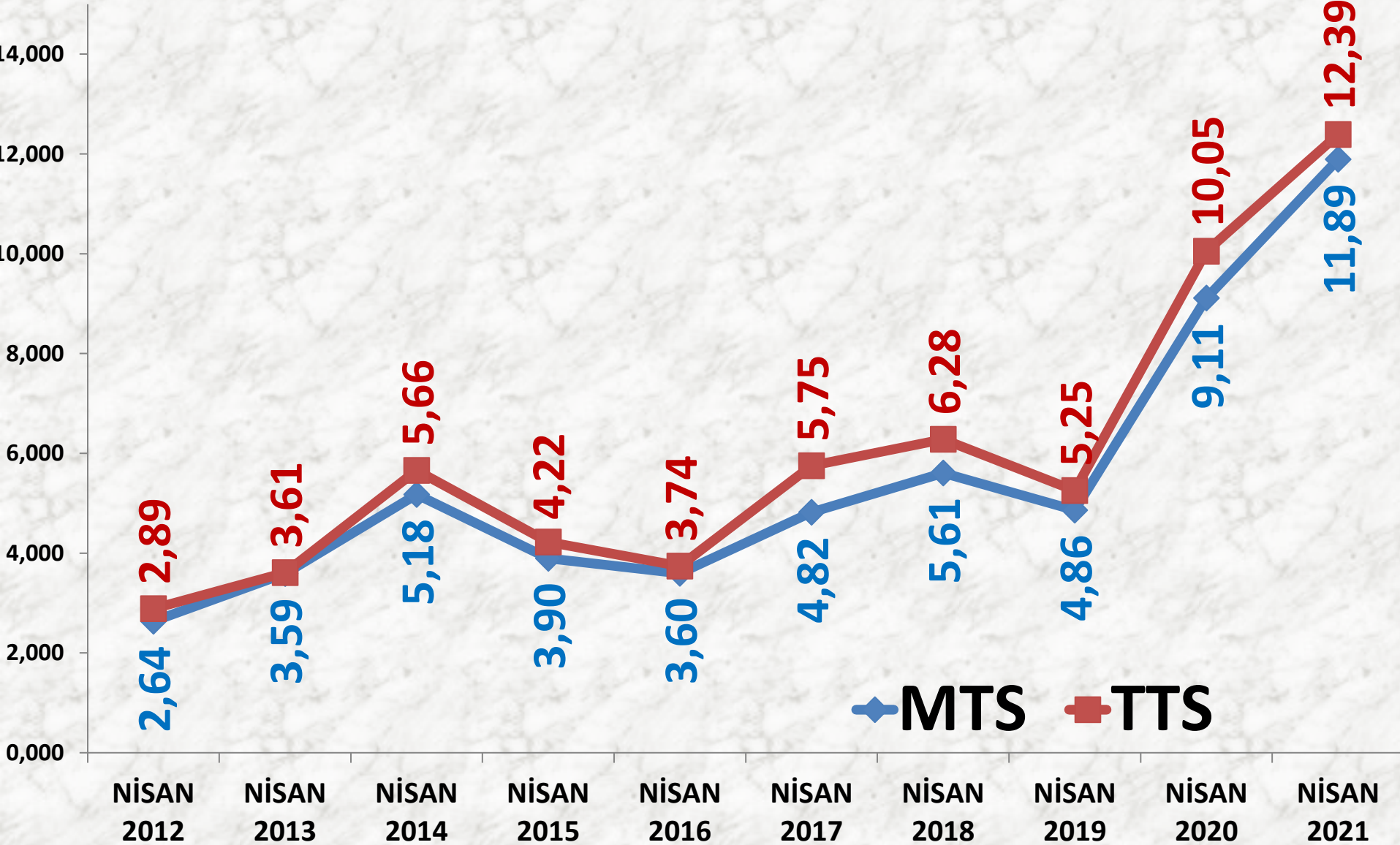
AYLIK AYÇİÇEĞİ MTS İŞLEM MİKTARI ORANLARI

TTS YILLIK TOPLAM AYÇIÇEĞİ İŞLEM MİKTARI (TON)

MTS

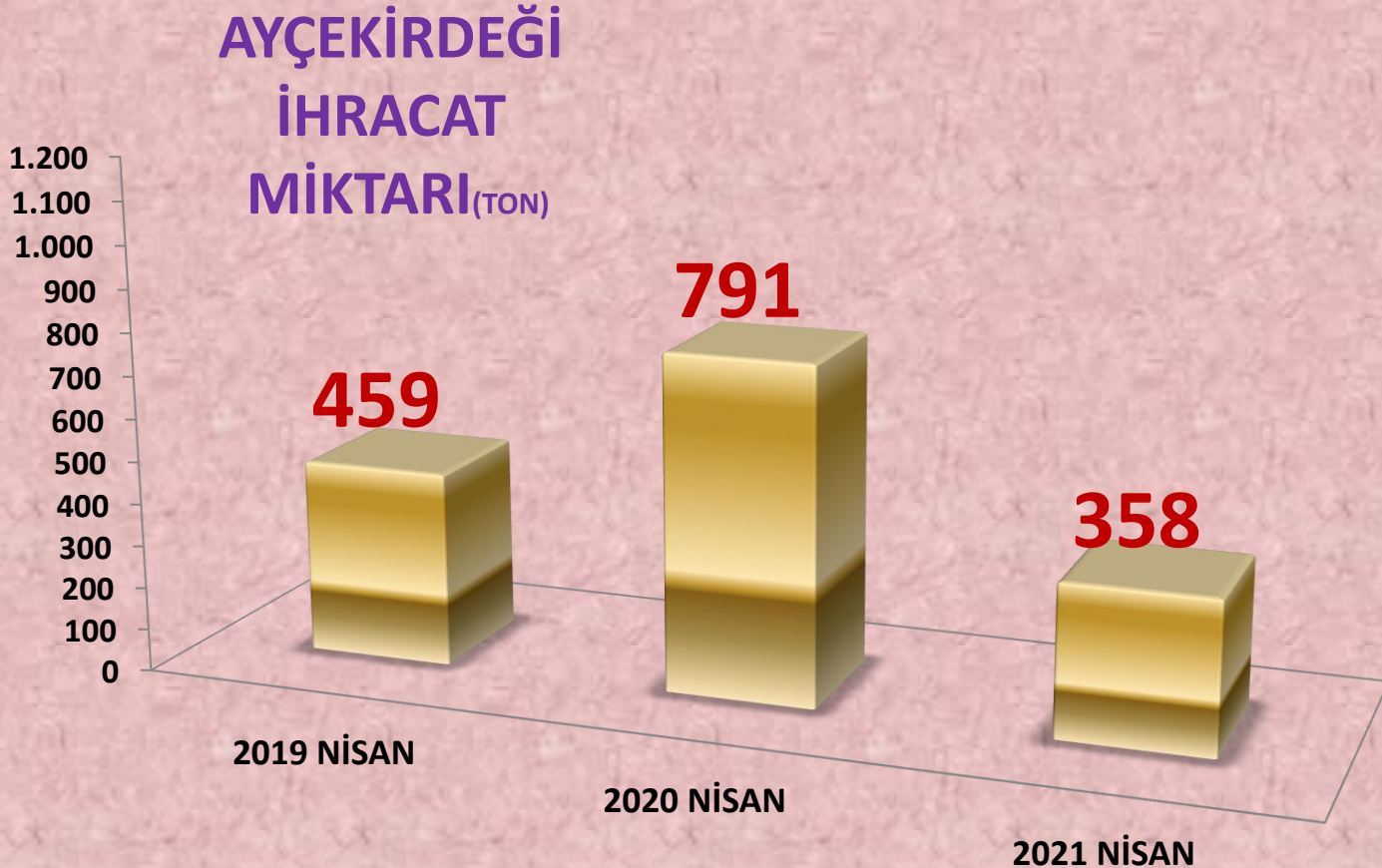


NİSAN AYLARI AYÇİÇEĞİ FİYAT ORT. (TL)

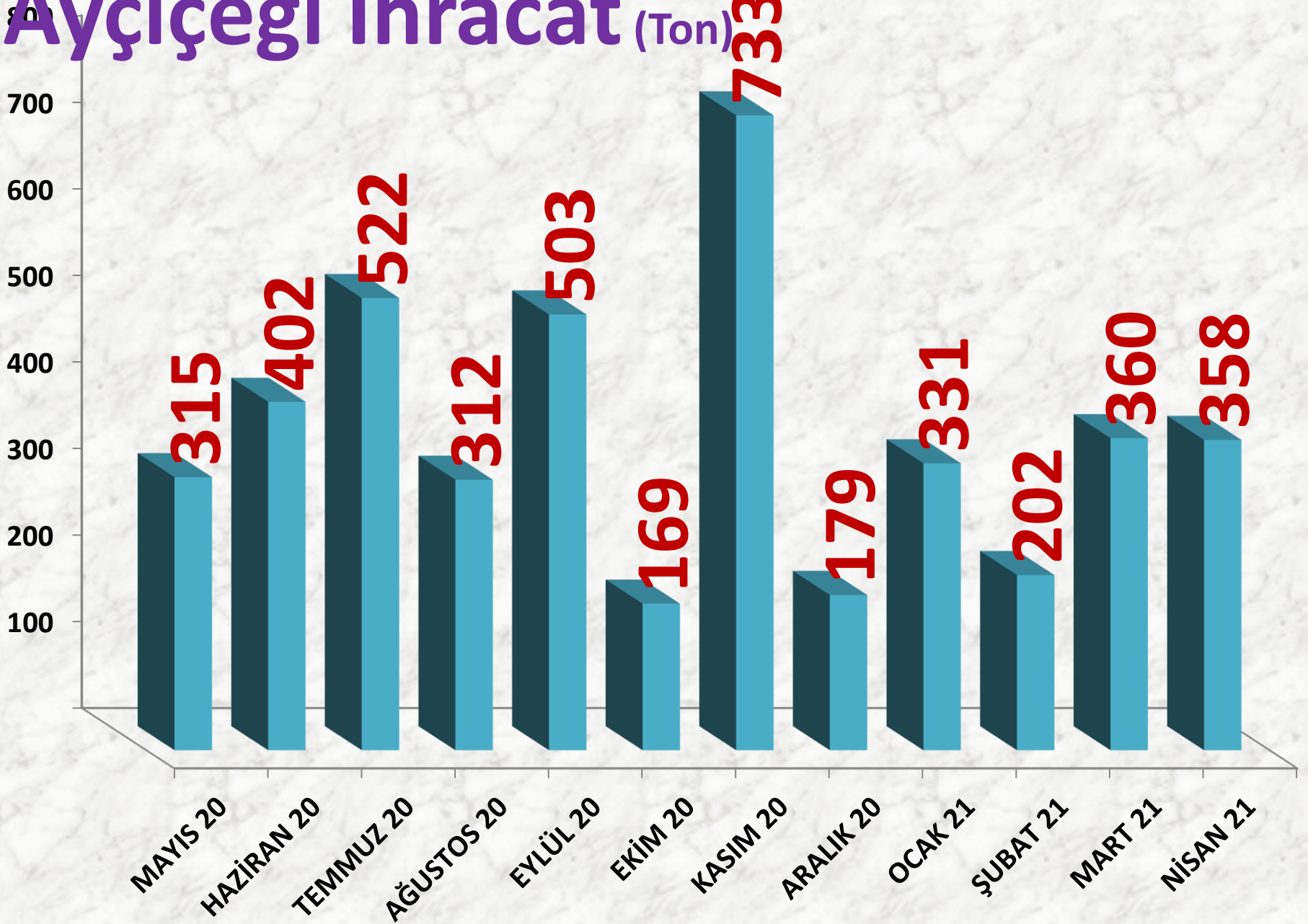


AYÇEKİRDEĞİ İHRACATI

İŞLEM HACMİ TON	2019 NİSAN	2020 NİSAN		2021 NİSAN	
TTS	459 TON	72%	791 TON	-55%	358 TON



Ayçiçeği İhracat (Ton)



NİSAN 21

8%

MART 21

8%

HAZİRAN 20

9%

ŞUBAT 21

5%

MAYIS 20

7%

TEMMUZ 20

12%

OCAK 21

8%

AĞUSTOS 20

7%

ARALIK 20

4%

EKİM 20

4%

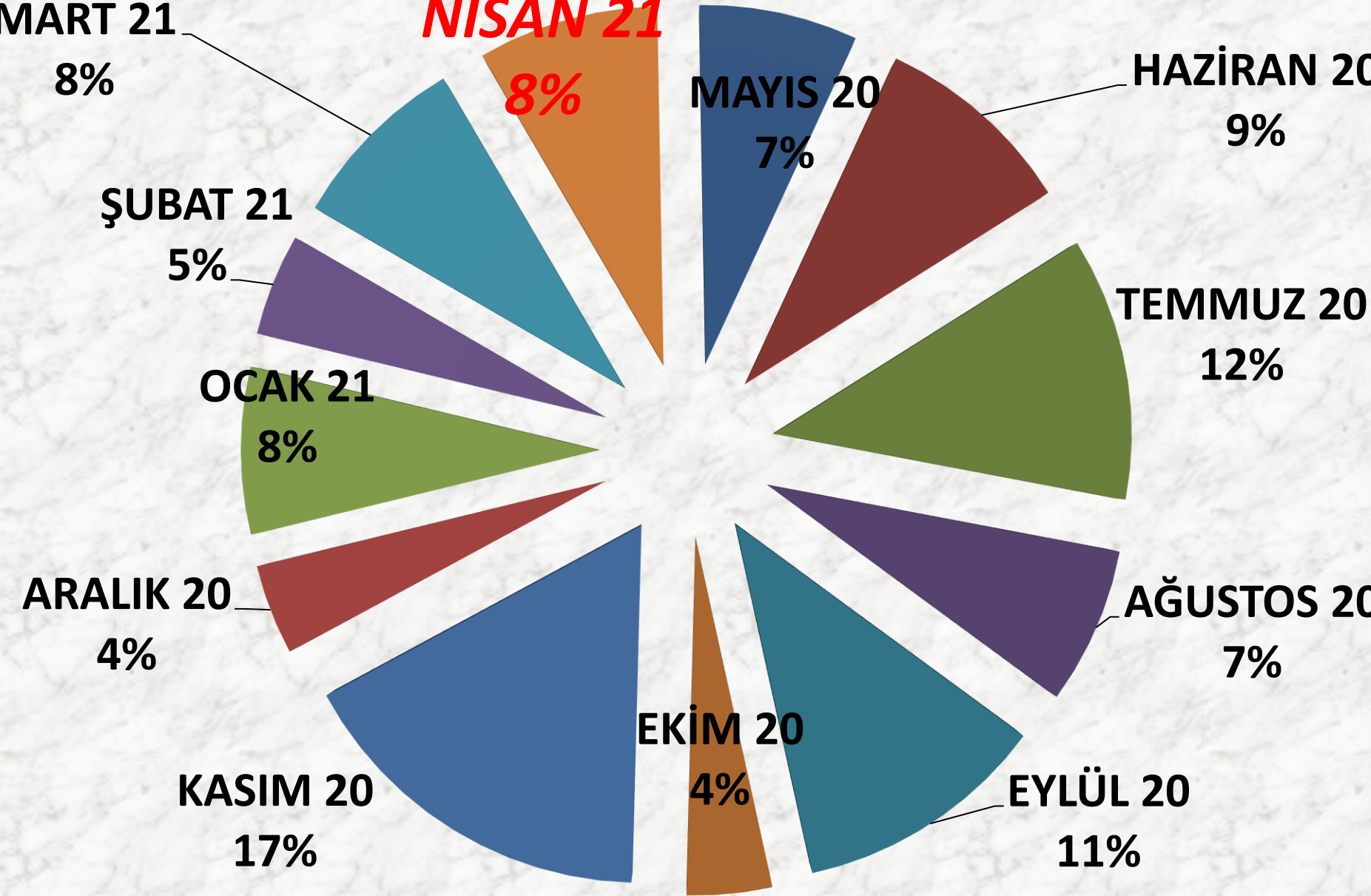
EYLÜL 20

11%

KASIM 20

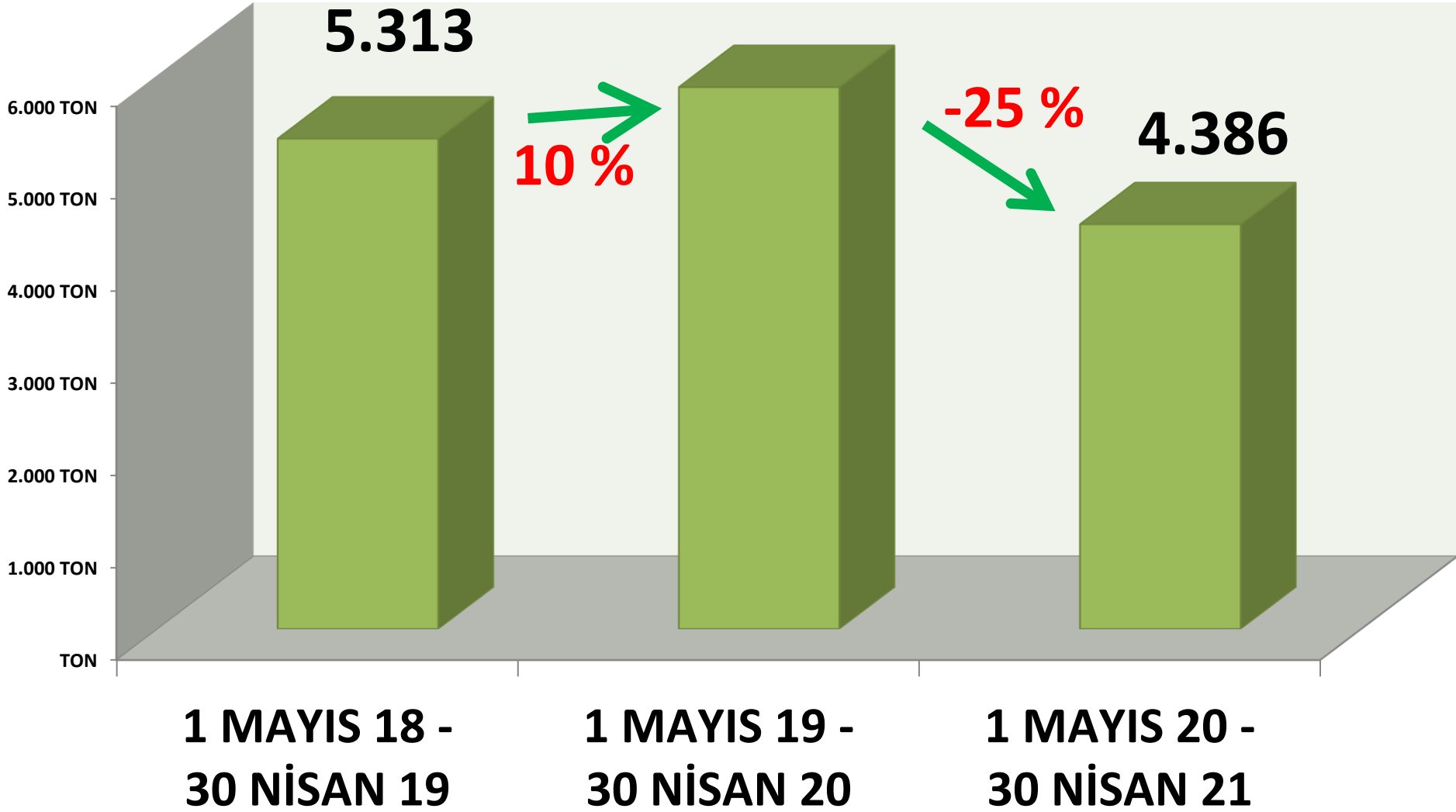
17%

Aylık Ayçiçeği İhracat Miktarı Oranları



YILLIK TOPLAM AYÇIĞEĞİ İHRACAT MİKTARI (TON)

5.870



SÜT

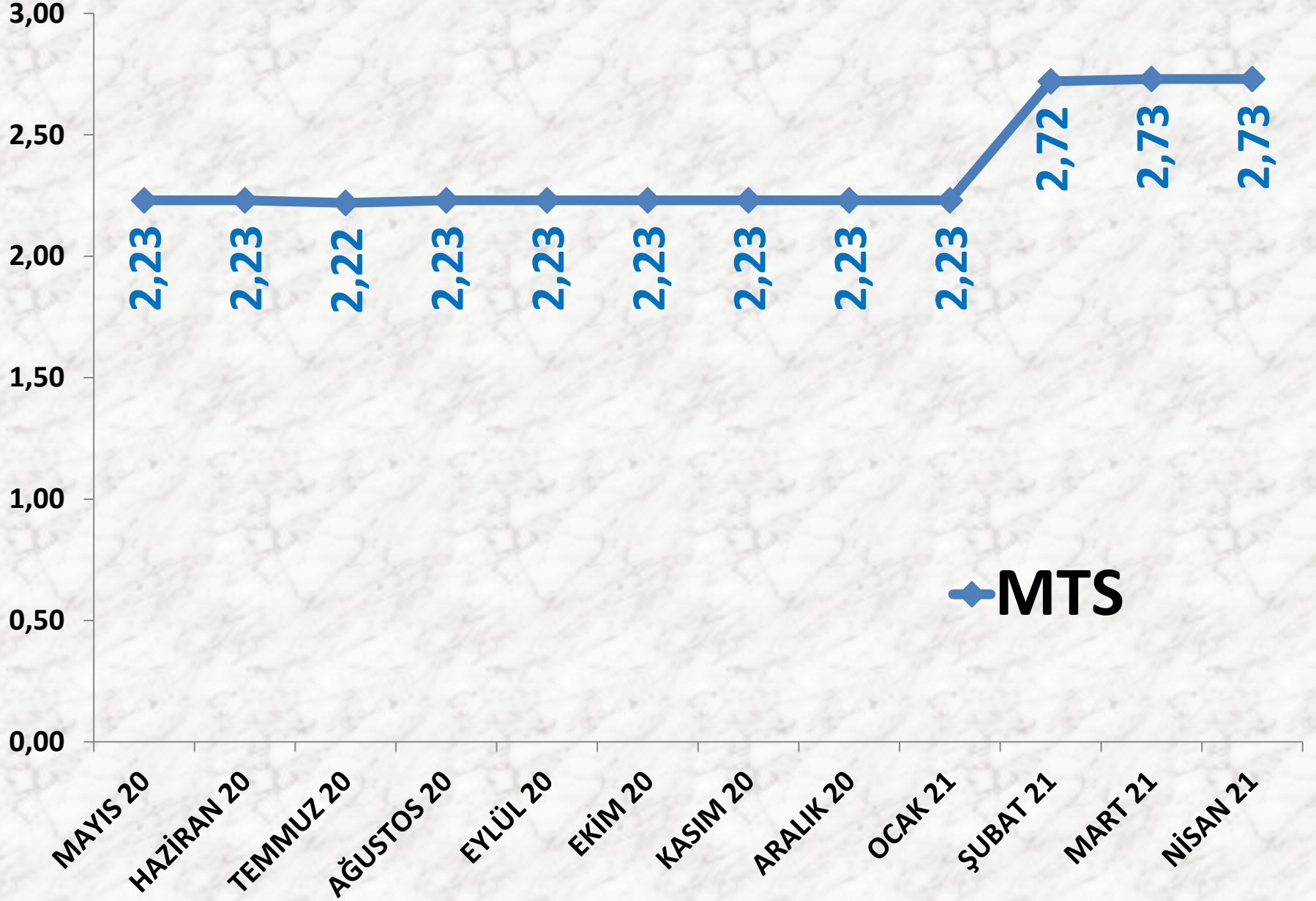
İŞLEM MİKTARI (M ³)	2019 NİSAN		2020 NİSAN		2021 NİSAN	
	MTS	30.976 M ³	-2%	30.439 M ³	7%	32.596 M ³

EN AZ FİYAT	2019 NİSAN		2020 NİSAN		2021 NİSAN	
	MTS	1,45 TL	35%	1,96 TL	28%	2,50 TL

EN ÇOK FİYAT	2019 NİSAN		2020 NİSAN		2021 NİSAN	
	MTS	1,80 TL	35%	2,43 TL	29%	3,13 TL

ORTALAMA FİYAT	2019 NİSAN		2020 NİSAN		2021 NİSAN	
	MTS	1,63 TL	37%	2,23 TL	22%	2,73 TL

AYLIK İNEK SÜTÜ FİYAT TRENDİ (TL)

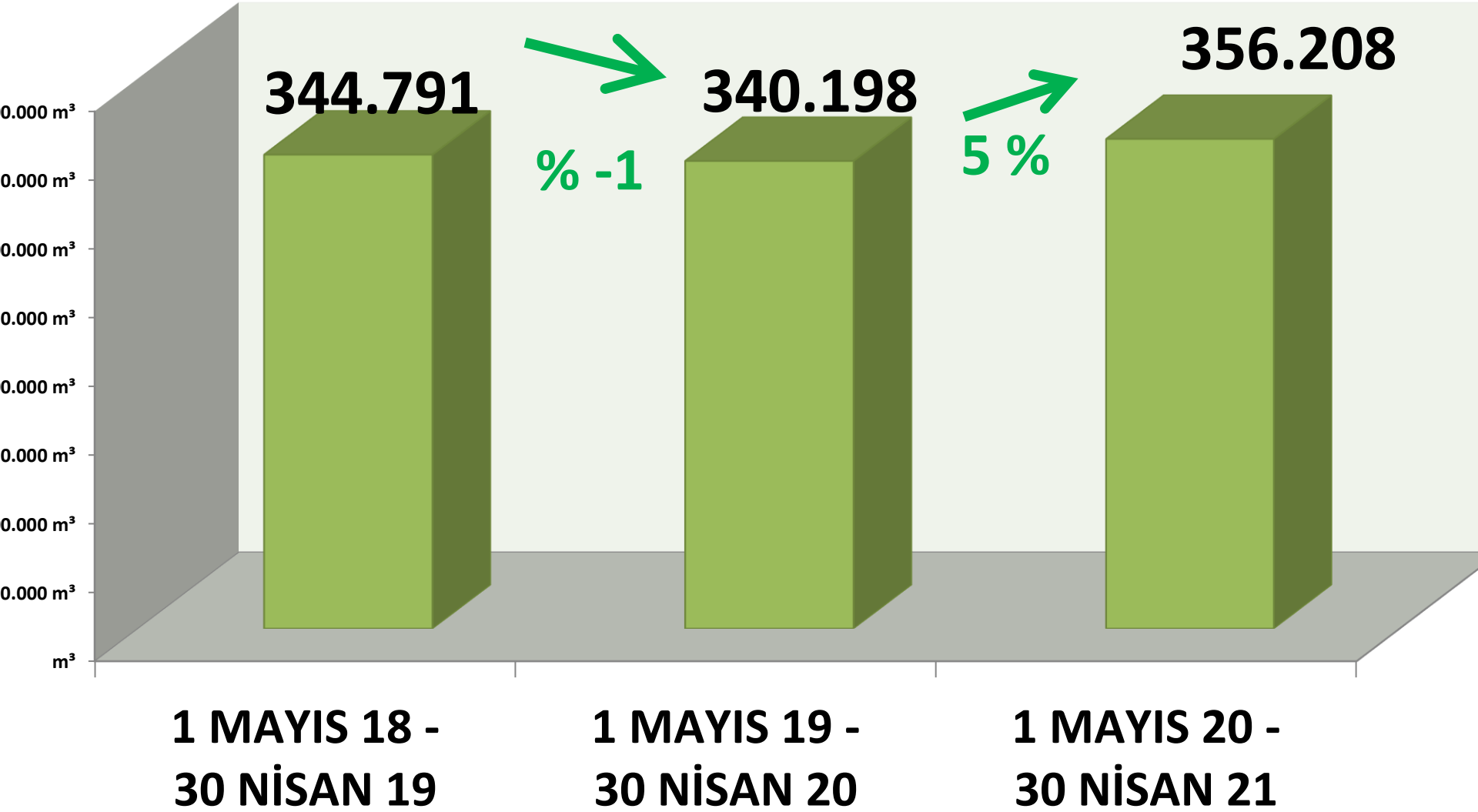




AYLIK SÜT İŞLEM MİKTARI (M³)

YILLIK TOPLAM İNEK SÜTÜ İŞLEM MİKTARI (M³)

■ MTS



BEYAZ HAŐHAŐ

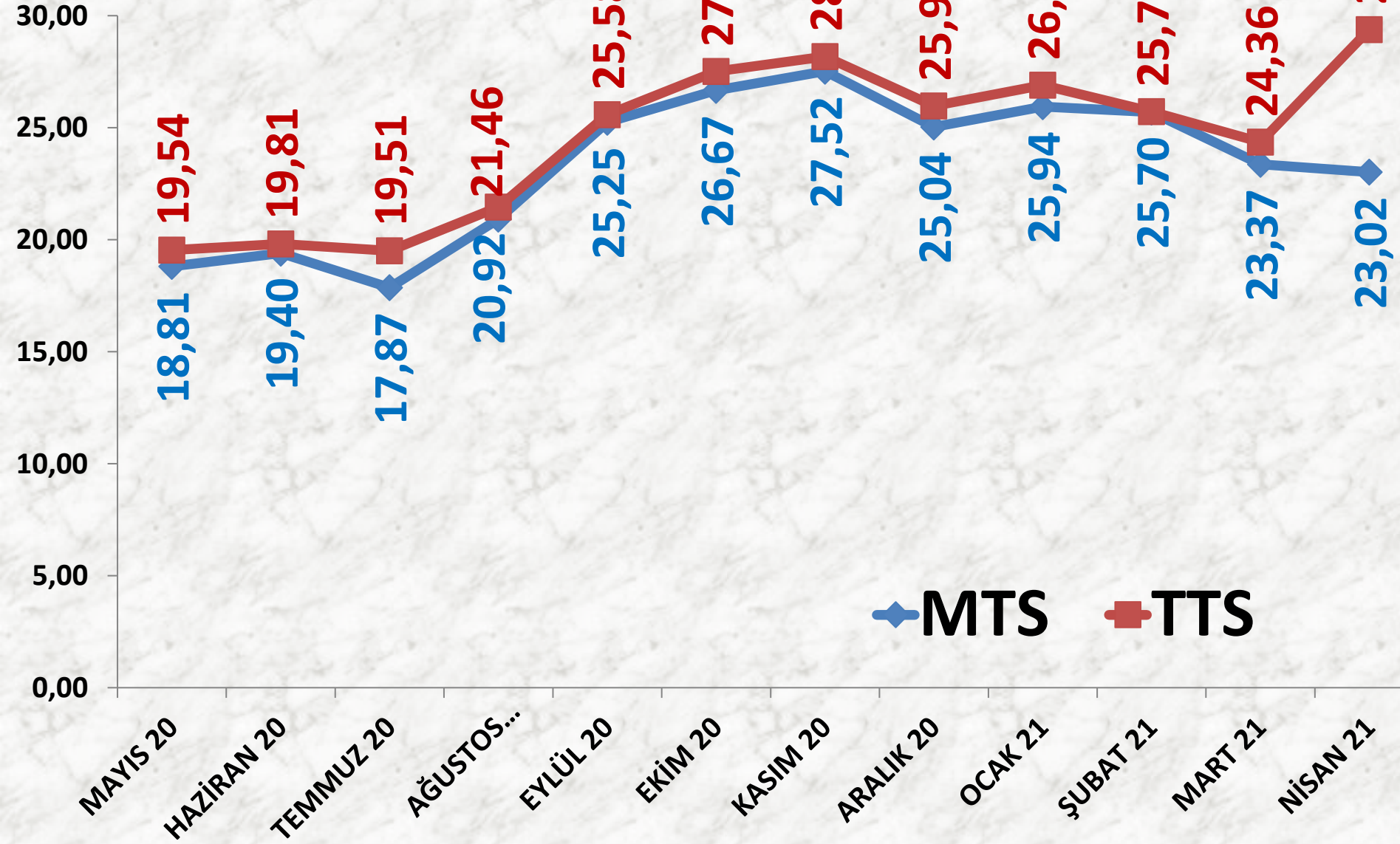
İŐLEM MİKTARI (TON)	2019 NİSAN	2020 NİSAN		2021 NİSAN	
MTS	488 TON	-47%	259 TON	-46%	141 TON
TTS	248 TON	-96%	11 TON	-94%	1 TON

EN AZ FİYAT	2019 NİSAN	2020 NİSAN		2021 NİSAN	
MTS	15,90 TL	16%	18,50 TL	24%	23,00 TL
TTS	17,50 TL	9%	19,15 TL	51%	28,91 TL

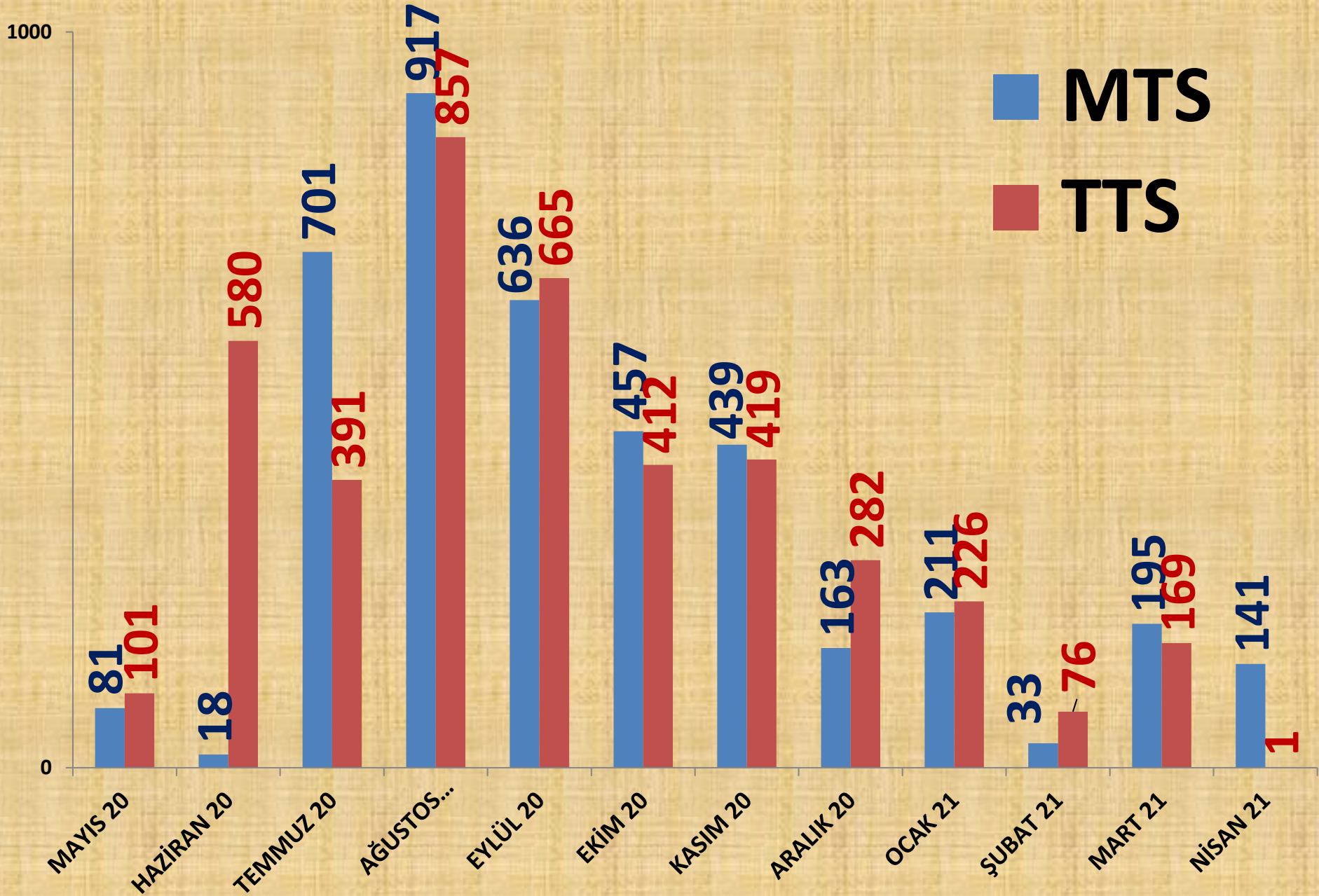
EN ÇOK FİYAT	2019 NİSAN	2020 NİSAN		2021 NİSAN	
MTS	20,00 TL	-3%	19,45 TL	44%	28,00 TL
TTS	25,00 TL	-2%	24,52 TL	31%	32,00 TL

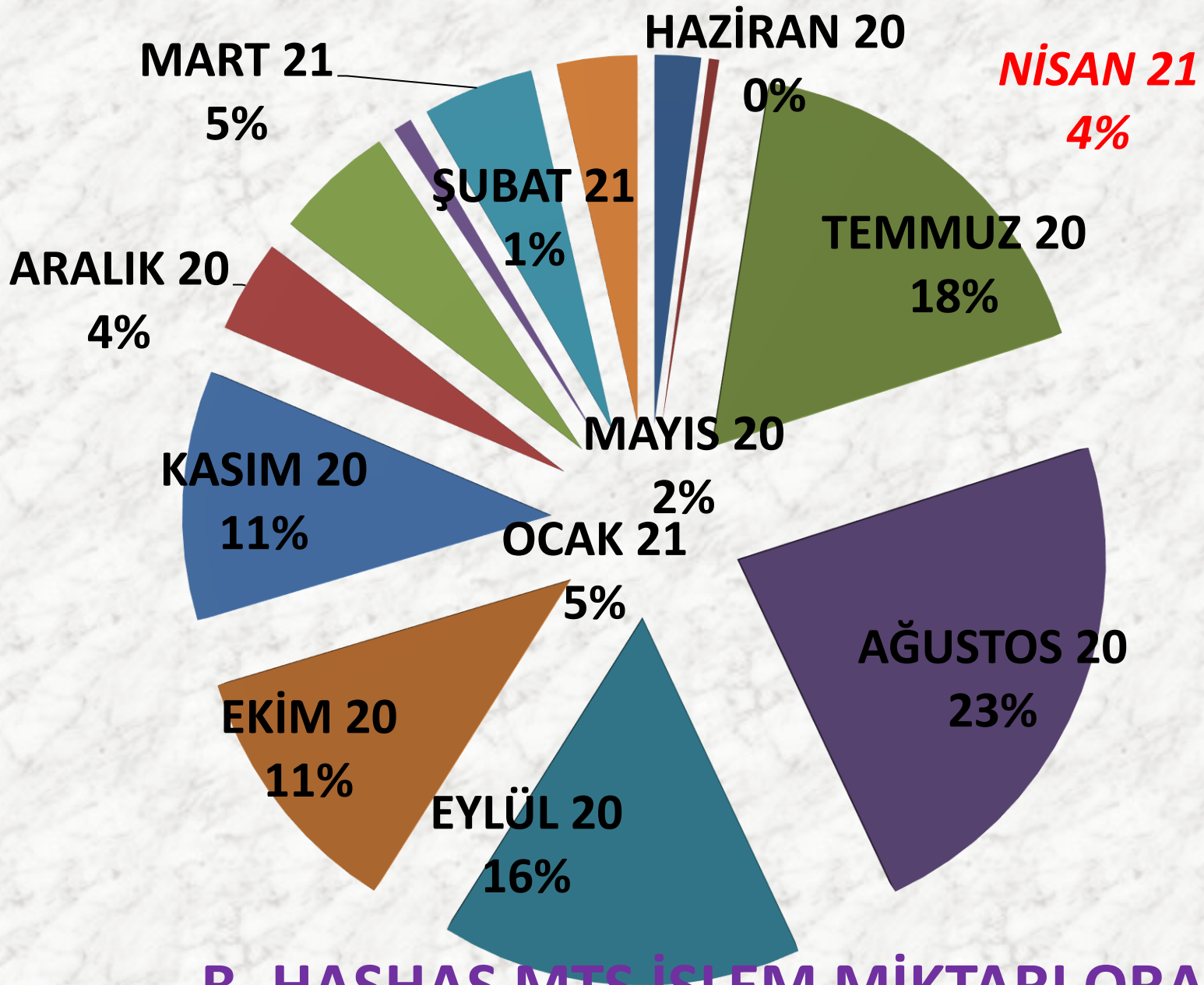
ORT. FİYAT	2019 NİSAN	2020 NİSAN		2021 NİSAN	
MTS	17,75 TL	7%	19,08 TL	21%	23,02 TL
TTS	18,75 TL	6%	19,78 TL	49%	29,38 TL

AYLIK B. HAŞHAŞ FİYAT TRENDİ (TL)



AYLIK B. HAŞHAŞ İŞLEM MİKTARI (TON)

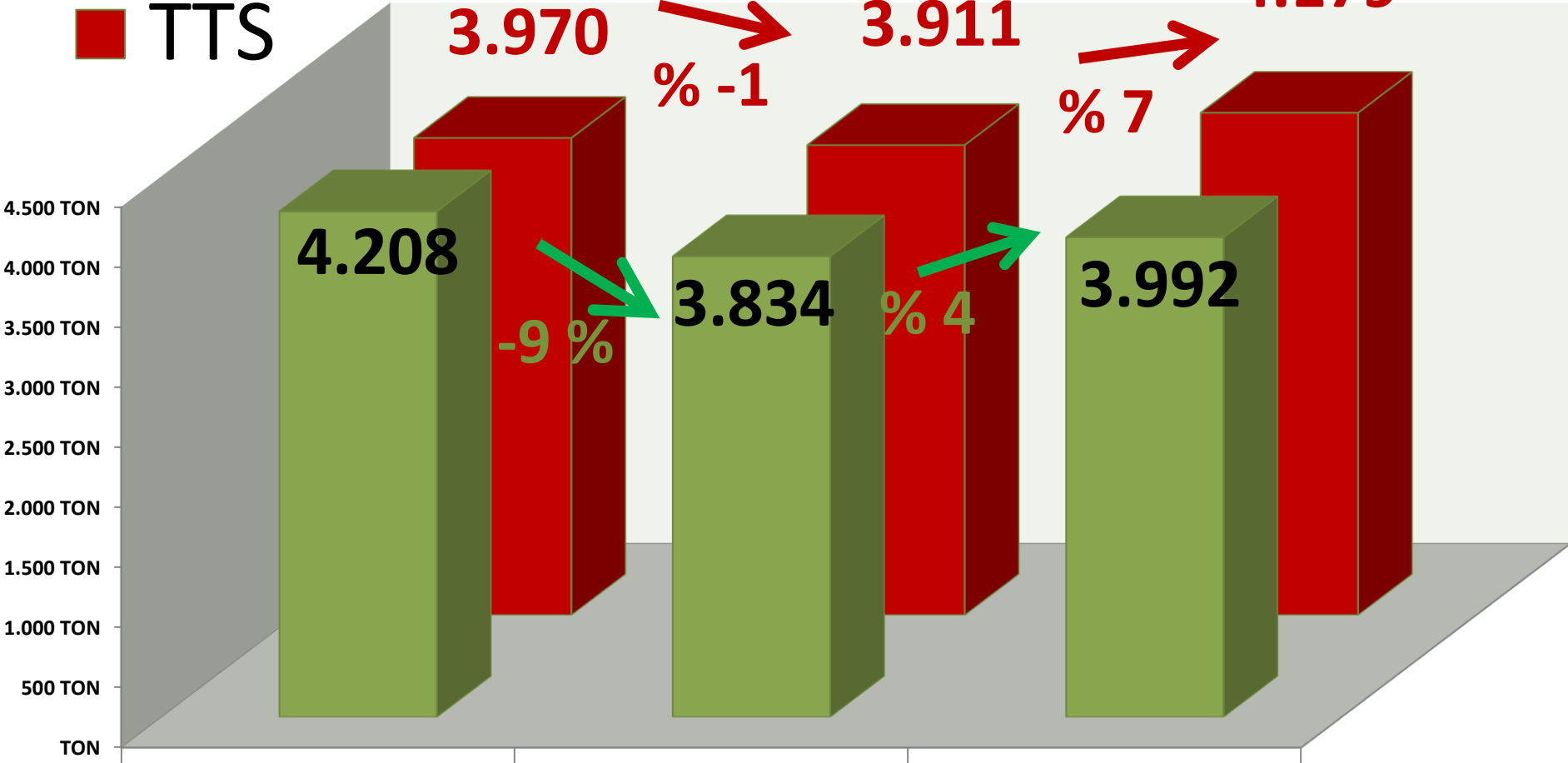




B. HAŞHAŞ MTS İŞLEM MİKTARI ORANLARI

MTS YILLIK TOPLAM B. HAŞHAŞ İŞLEM MİKTARI (TON)

■ TTS

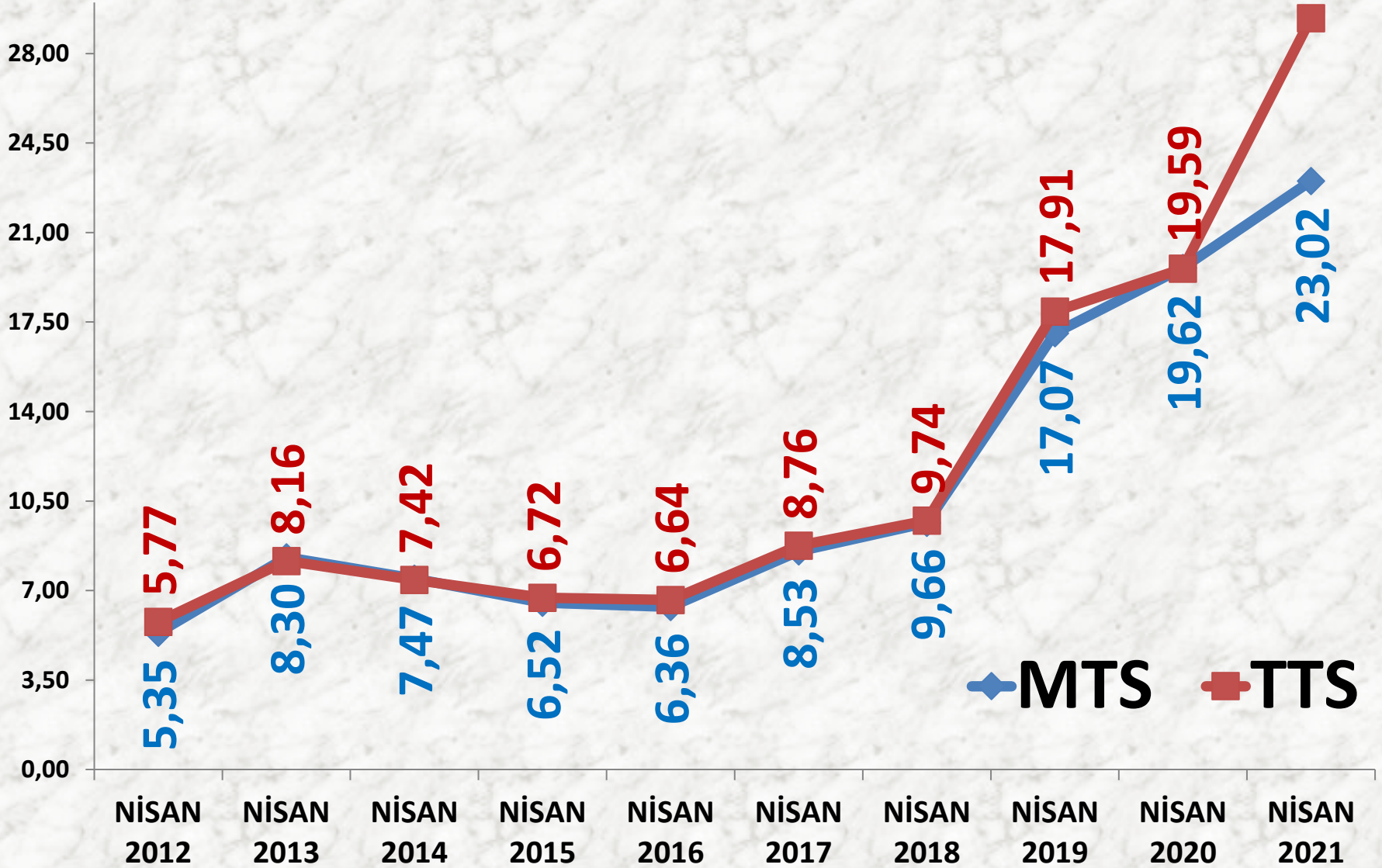


1 MAYIS 18 -
30 NİSAN 19

1 MAYIS 19 -
30 NİSAN 20

1 MAYIS 20 -
30 NİSAN 21

NİSAN AYLARI B. HAŞHAŞ FİYAT TRENDİ (TL)



MAVİ HAŞHAŞ

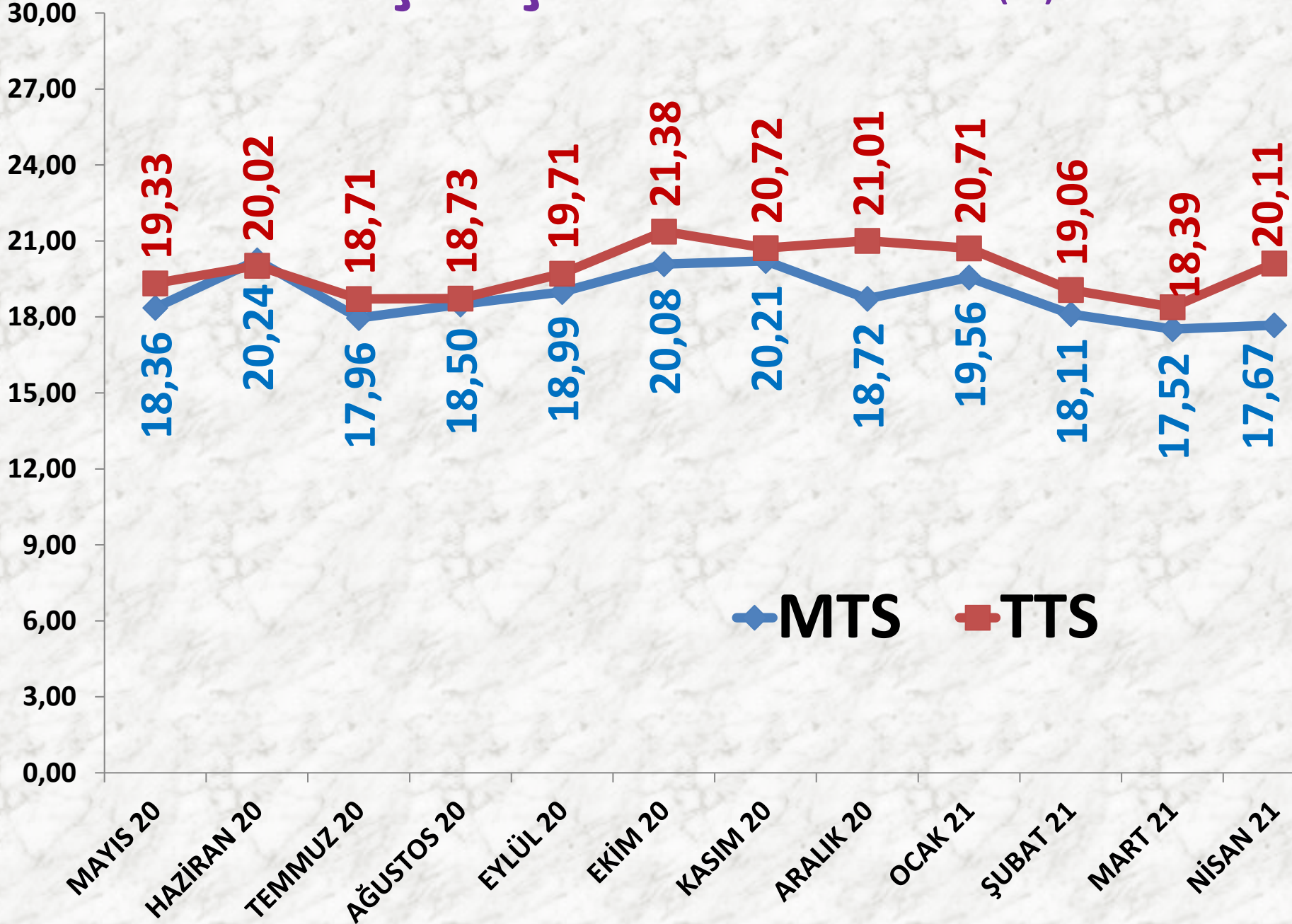
İŞLEM MİKTARI (TON)	2019 NİSAN	2020 NİSAN		2021 NİSAN	
<i>MTS</i>	25 TON	1164%	318 TON	-38%	197 TON
<i>TTS</i>	87 TON	67%	145 TON	-29%	104 TON

EN AZ FİYAT	2019 NİSAN	2020 NİSAN		2021 NİSAN	
<i>MTS</i>	23,00 TL	-28%	16,59 TL	2%	17,00 TL
<i>TTS</i>	19,00 TL	-13%	16,51 TL	12%	18,50 TL

EN ÇOK FİYAT	2019 NİSAN	2020 NİSAN		2021 NİSAN	
<i>MTS</i>	25,80 TL	-17%	21,50 TL	16%	25,00 TL
<i>TTS</i>	27,00 TL	-9%	24,50 TL	12%	27,50 TL

ORT. FİYAT	2019 NİSAN	2020 NİSAN		2021 NİSAN	
<i>MTS</i>	23,13 TL	-27%	16,82 TL	5%	17,67 TL
<i>TTS</i>	20,52 TL	-13%	17,81 TL	13%	20,11 TL

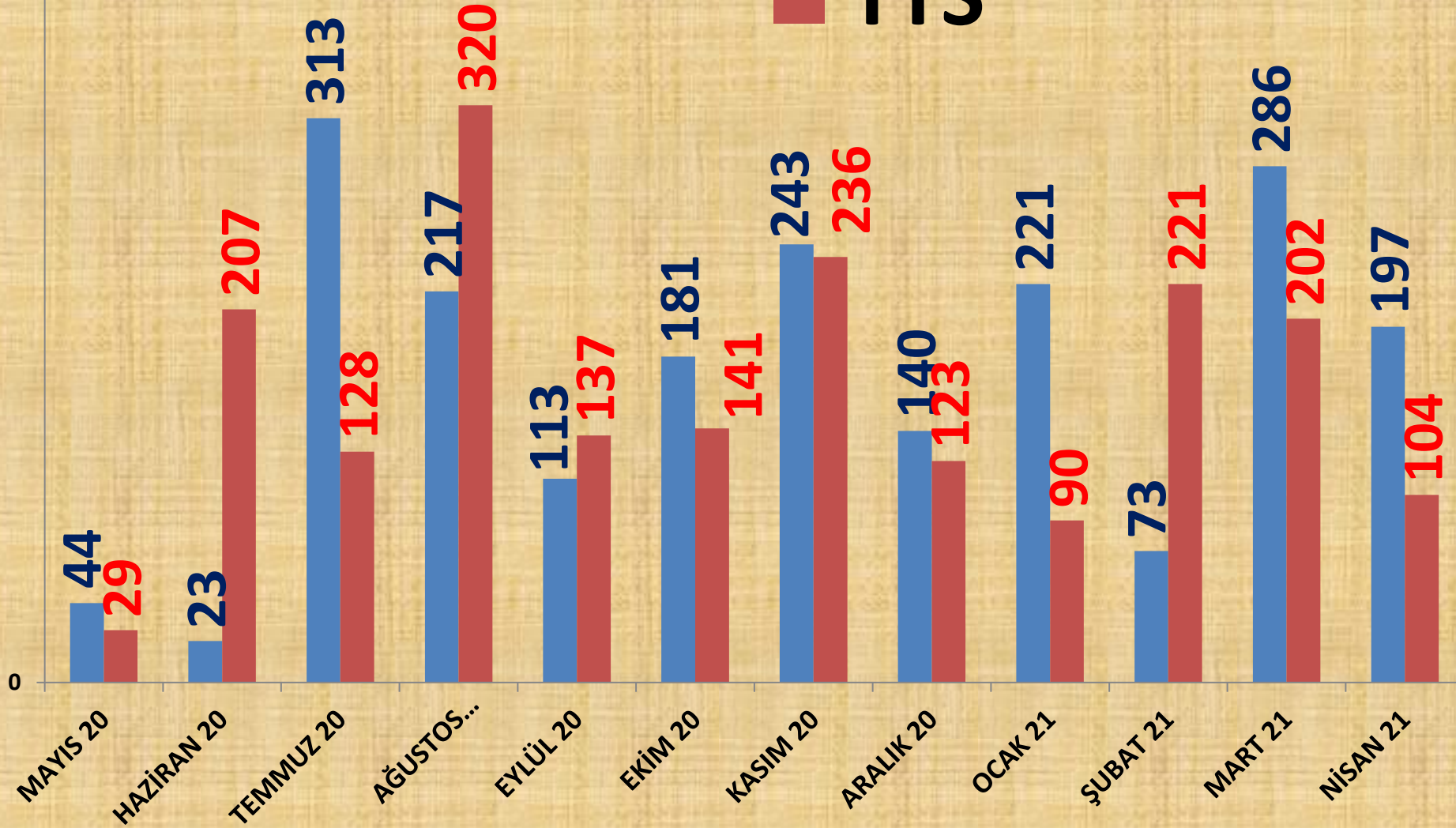
AYLIK M. HAŞHAŞ FİYAT TRENDİ (TL)

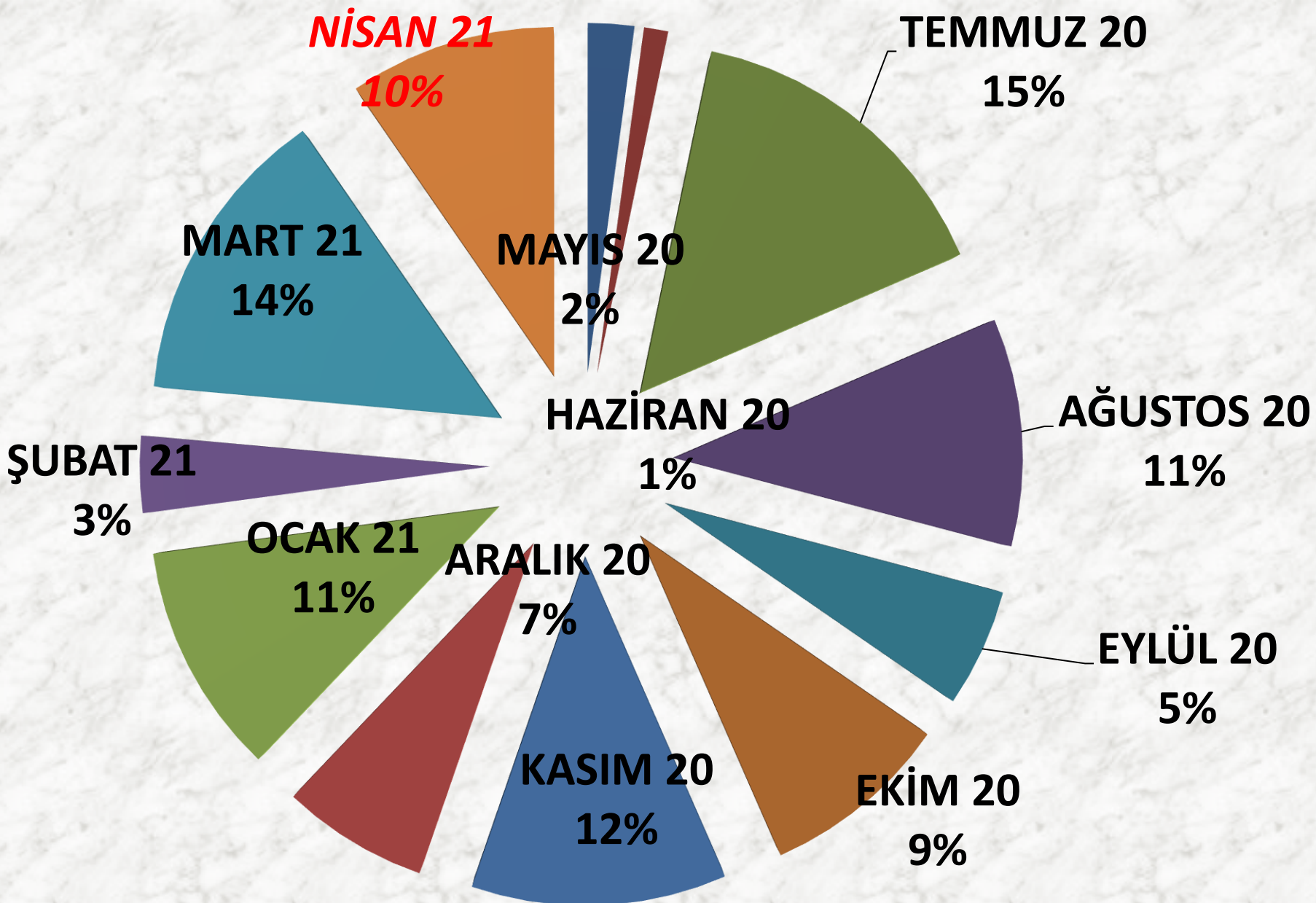


AYLIK M. HAŞHAŞ İŞLEM MİKTARI (TON)

■ MTS

■ TTS



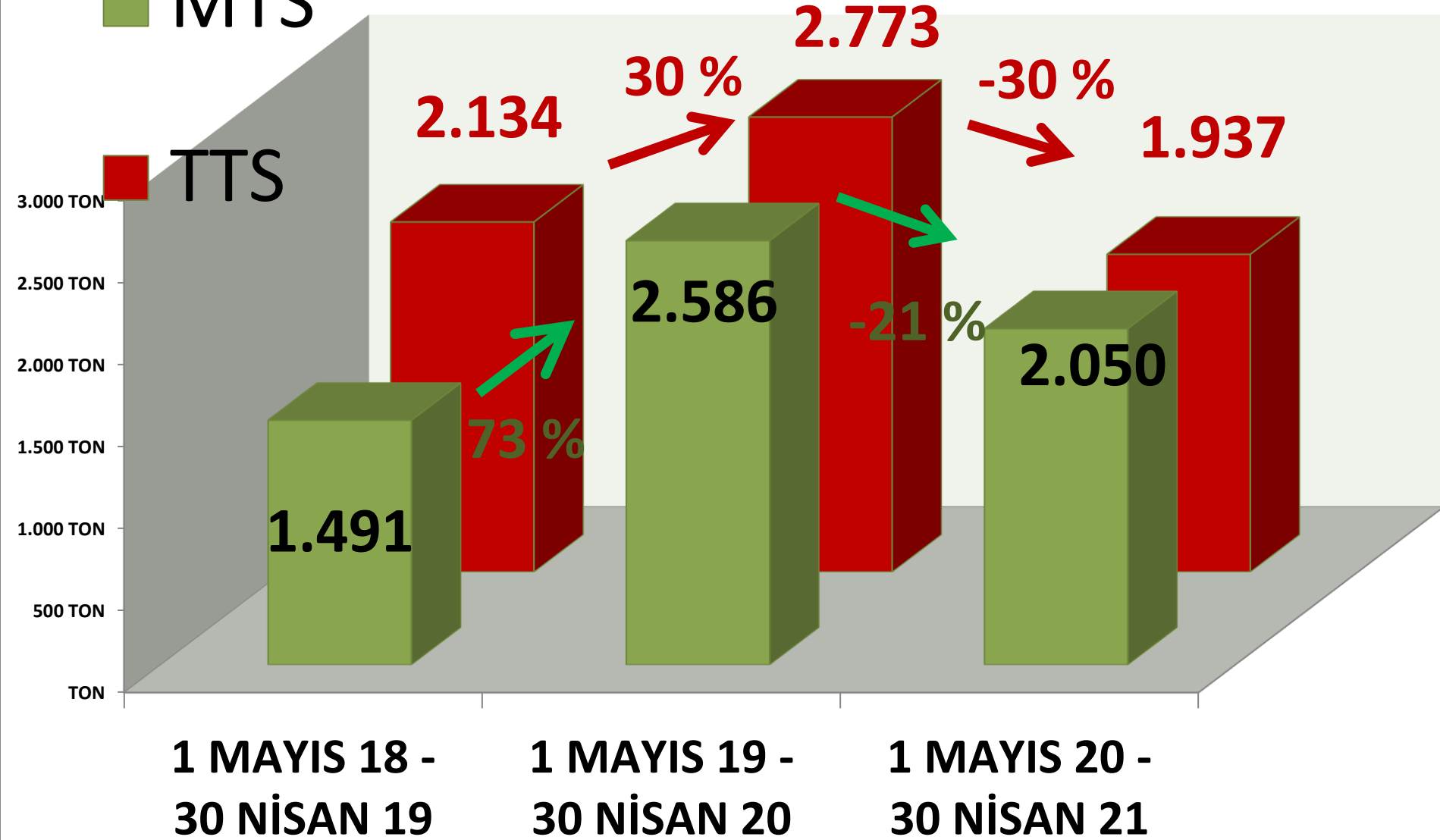


M. HAŞHAŞ MTS İŞLEM MİKTARI ORANLARI

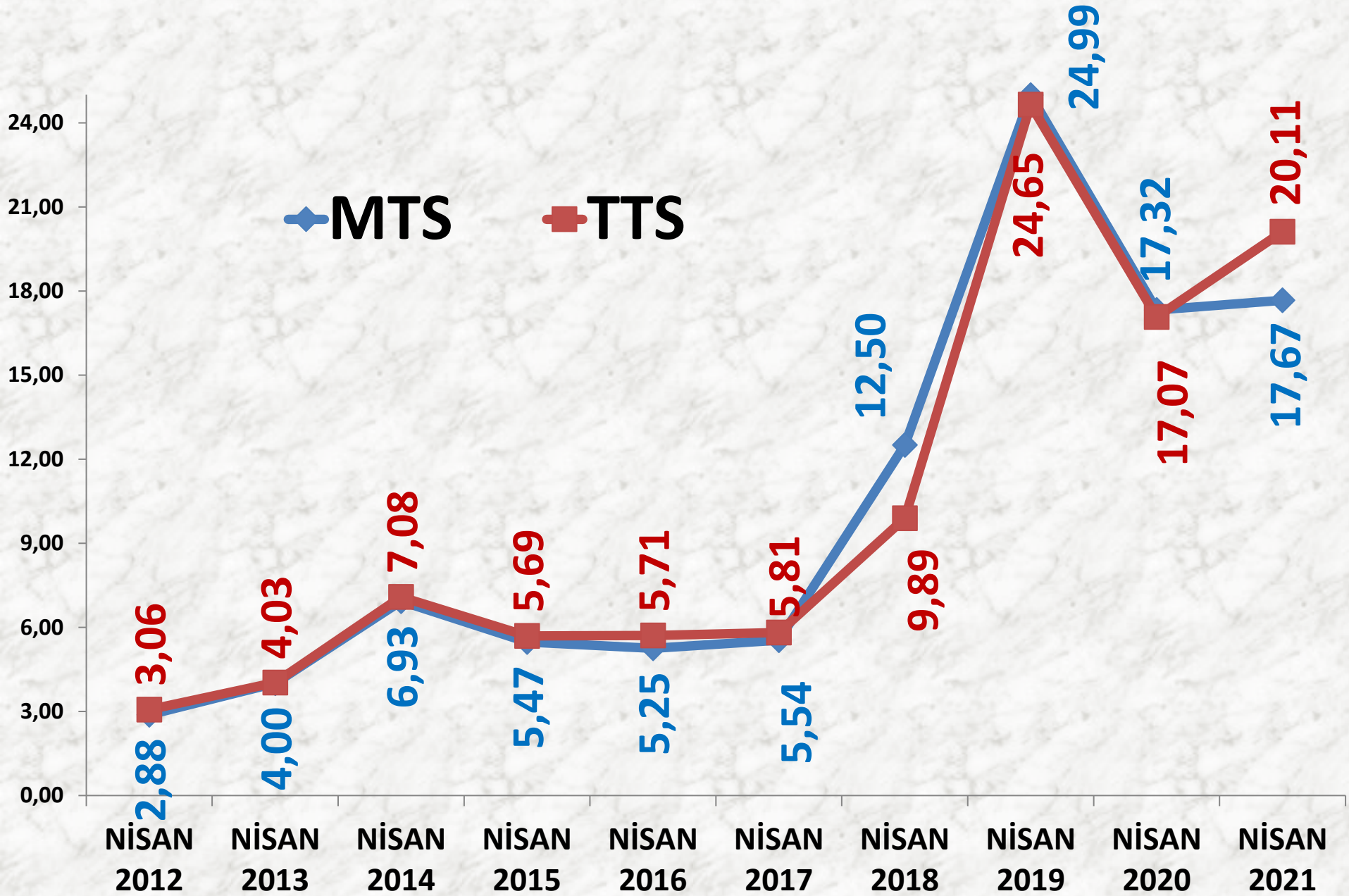
YILLIK TOPLAM M. HAŞHAŞ İŞLEM MİKTARI (TON)

■ MTS

■ TTS



NİSAN AYLARI M. HAŞHAŞ FİYAT TRENDİ (TL)



KÜTLÜ PAMUK

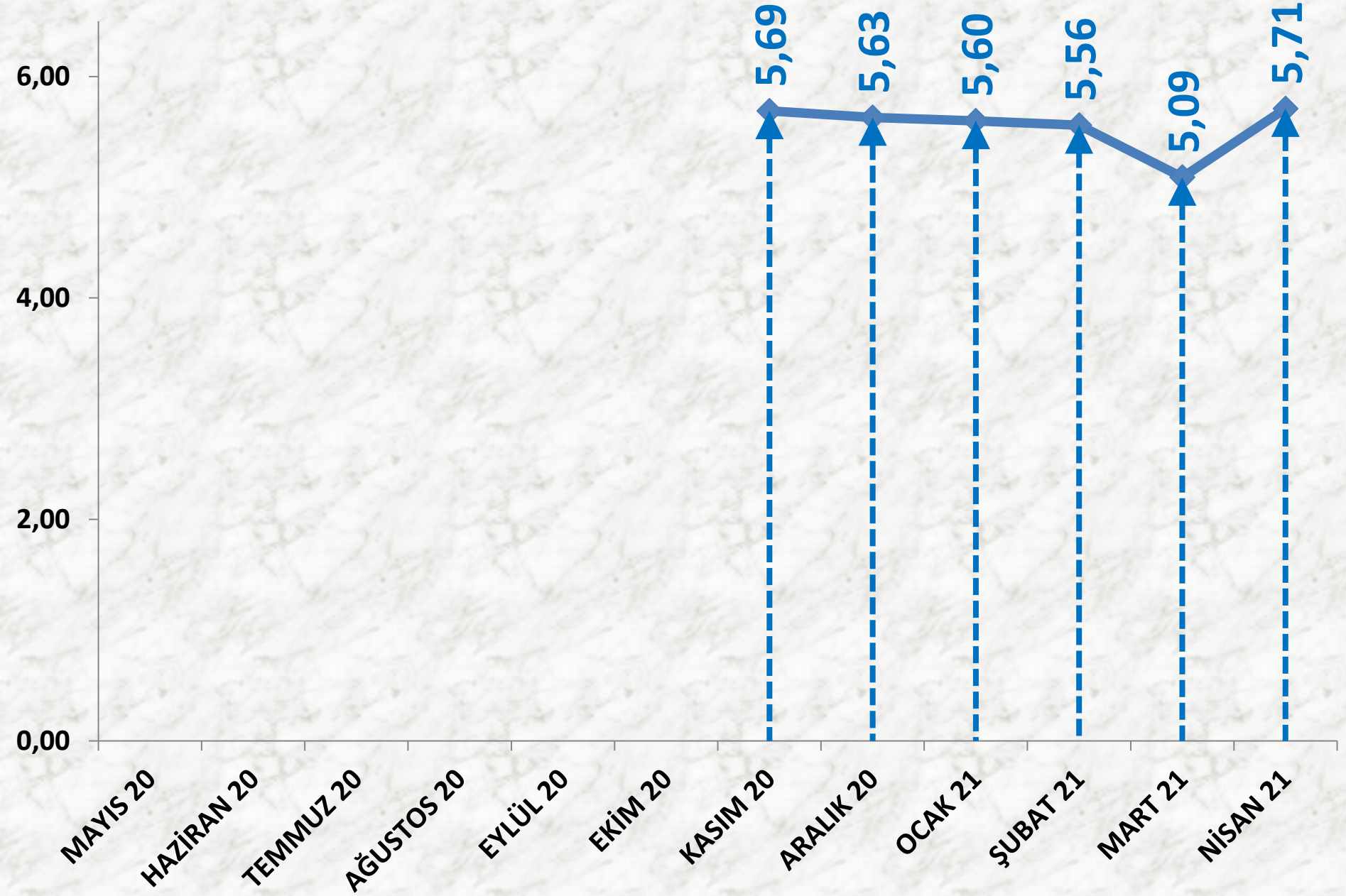
İŞLEM MİKTARI (TON)	2019 NİSAN		2020 NİSAN		2021 NİSAN	
	MTS	-	-	88 TON	341%	390 TON

EN AZ FİYAT	2019 NİSAN		2020 NİSAN		2021 NİSAN	
	MTS	-	-	3,40 TL	67%	5,67 TL

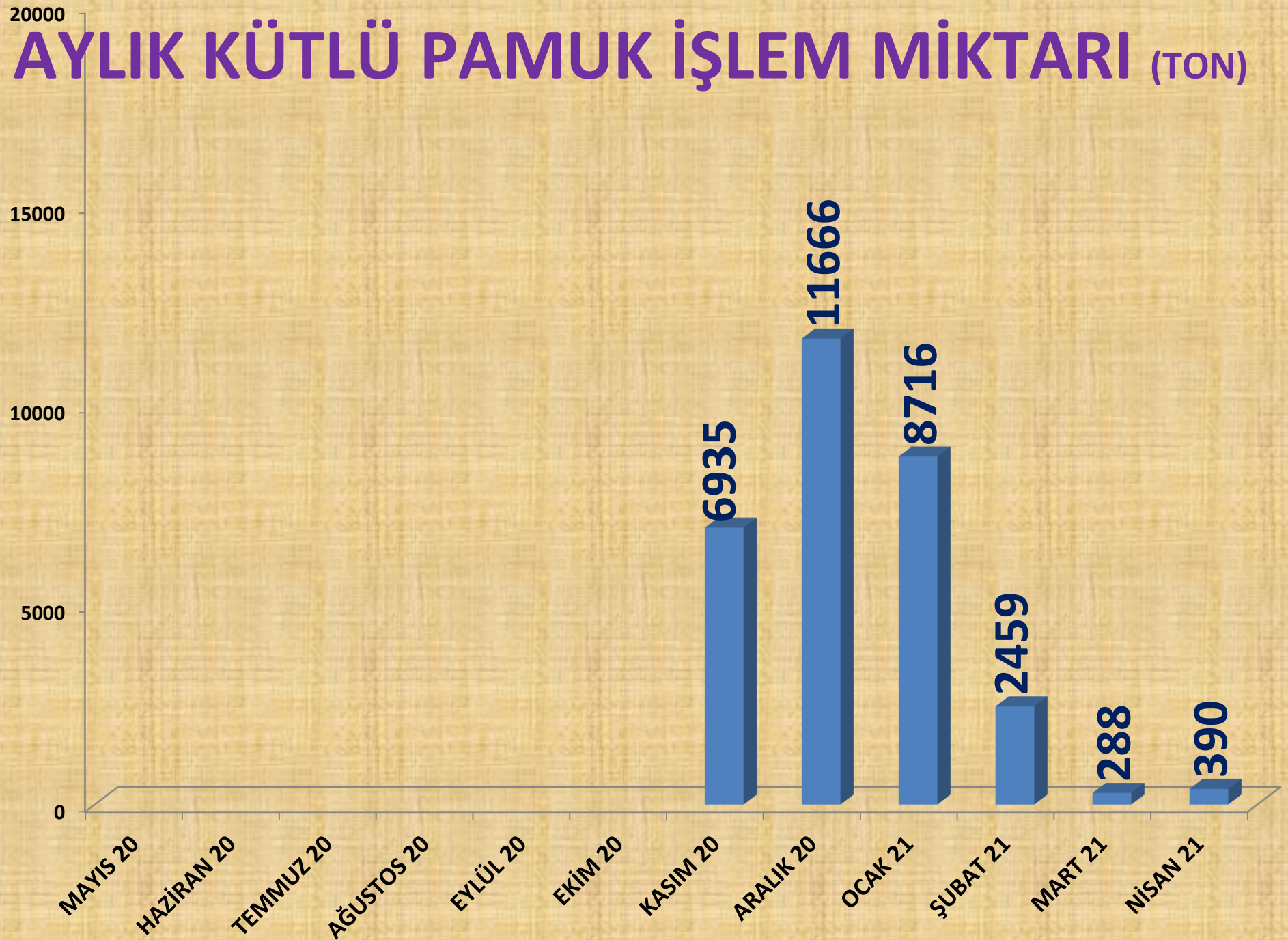
EN ÇOK FİYAT	2019 NİSAN		2020 NİSAN		2021 NİSAN	
	MTS	-	-	4,20 TL	38%	5,80 TL

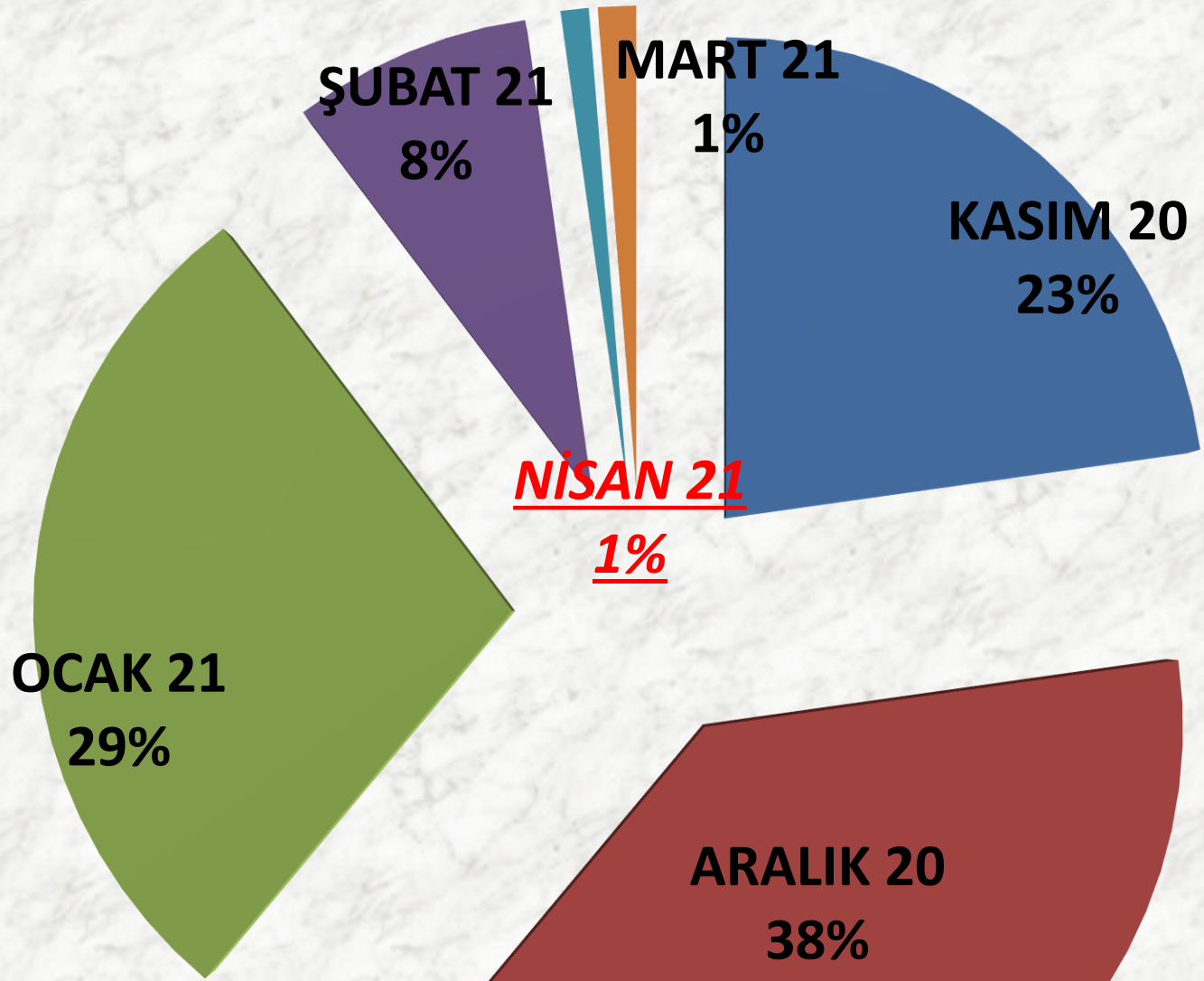
ORTALAMA FİYAT	2019 NİSAN		2020 NİSAN		2021 NİSAN	
	MTS	-	-	3,75 TL	52%	5,71 TL

AYLIK KÜTLÜ PAMUK FİYAT TRENDİ (TL)



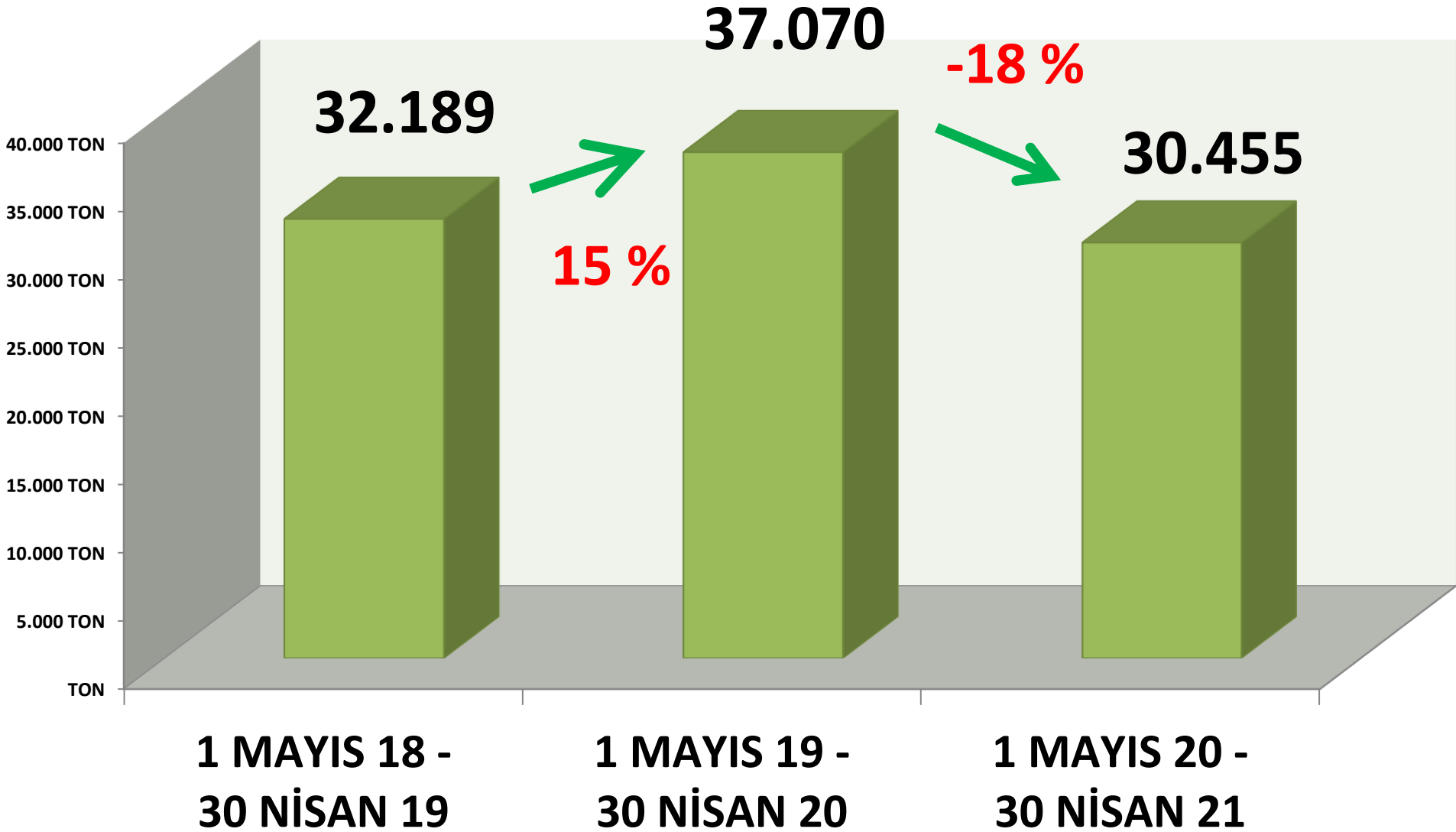
AYLIK KÜTLÜ PAMUK İŞLEM MİKTARI (TON)



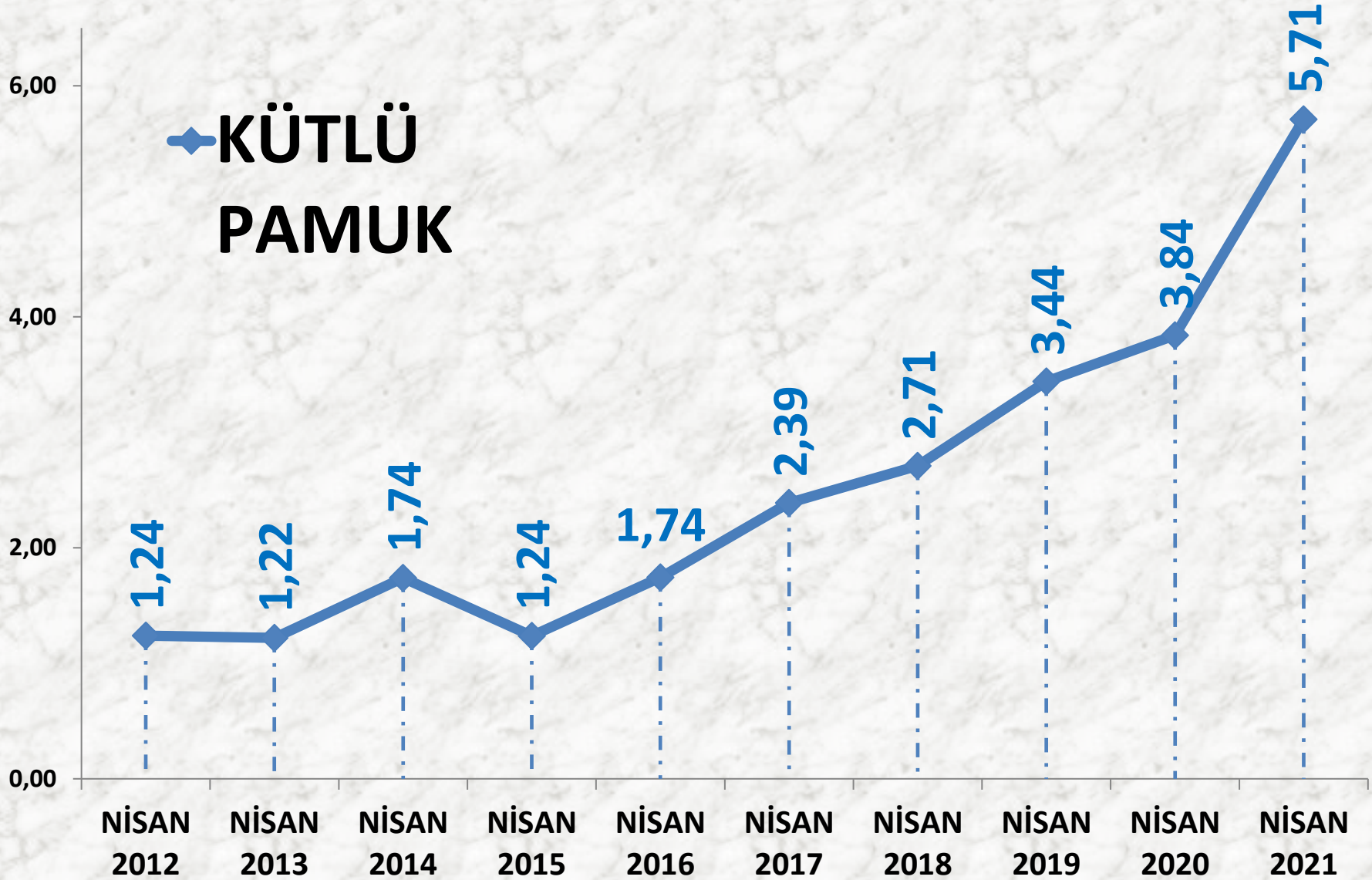


**AYLIK KÜTLÜ PAMUK MTS İŞLEM MİKTARI
ORANLARI**

YILLIK TOPLAM KÜTLÜ PAMUK İŞLEM MİKTARI (TON)



NİSAN AYLARI K.PAMUK FİYAT TRENDİ (TL)



MAHLIÇ PAMUK

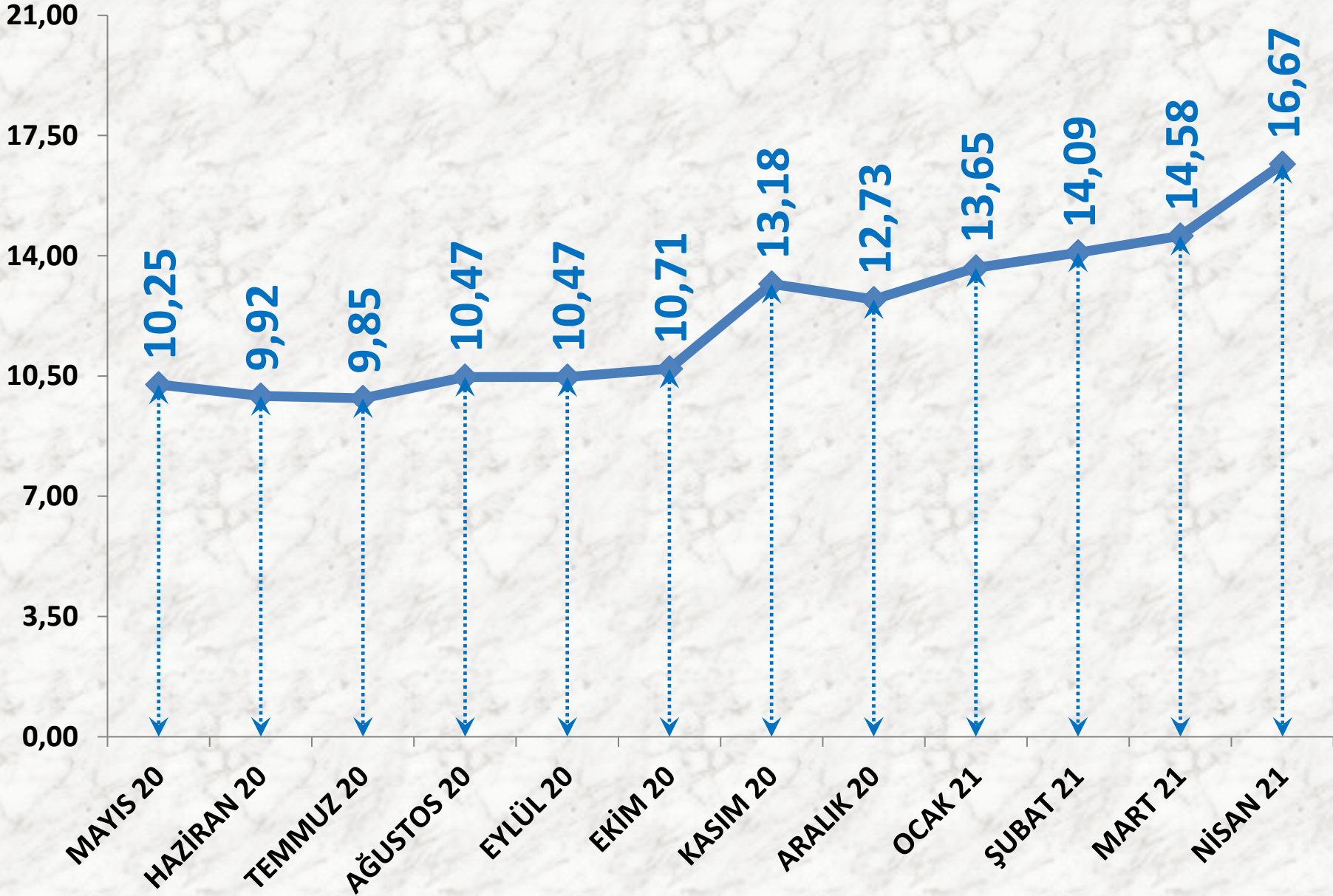
İŞLEM MİKTARI (TON)	2019 NİSAN	2020 NİSAN		2021 NİSAN	
	TTS	580 TON	-	-	-

EN AZ FİYAT	2019 NİSAN	2020 NİSAN		2021 NİSAN	
	TTS	10,20 TL	-	-	-

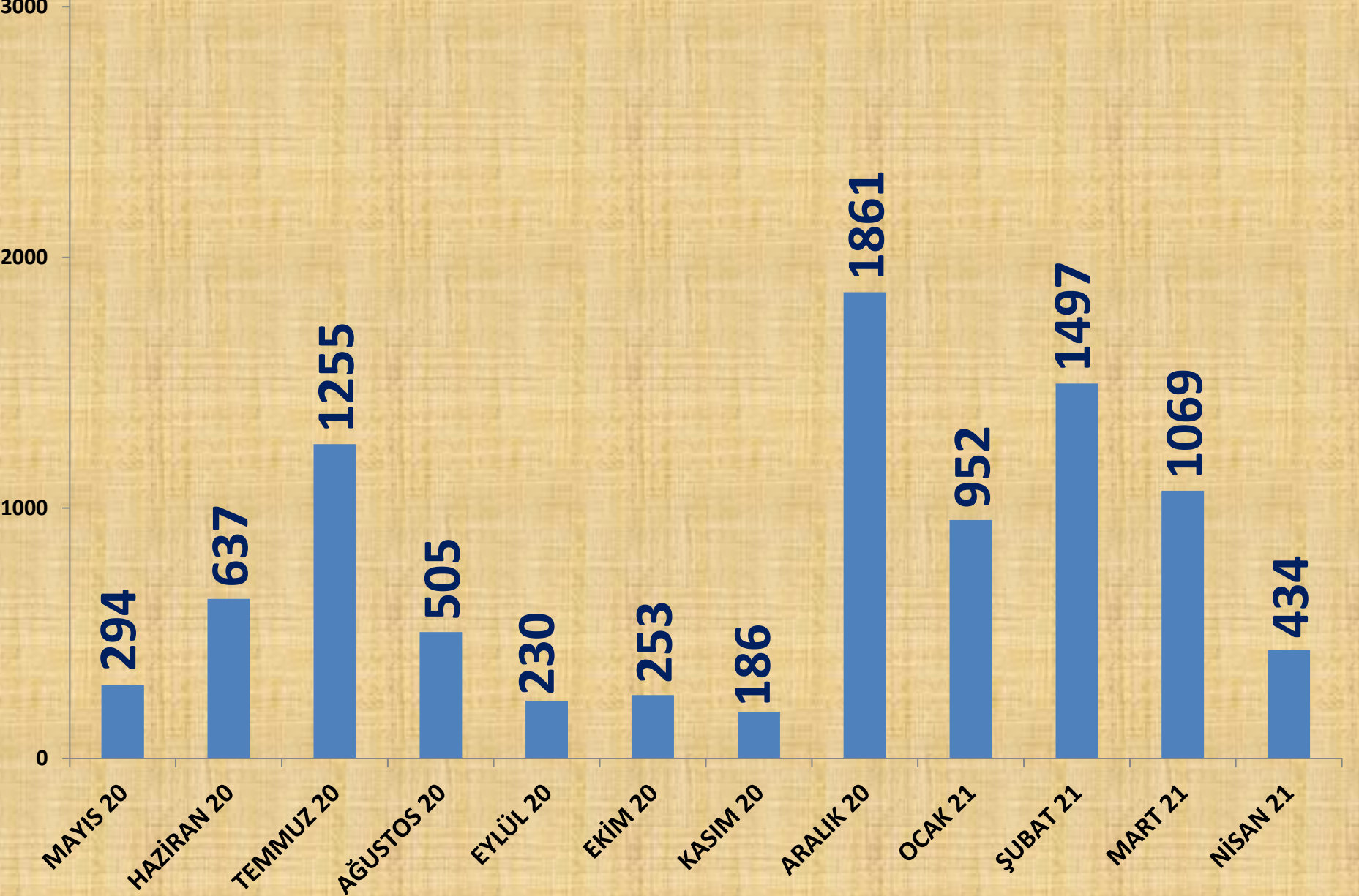
EN ÇOK FİYAT	2019 NİSAN	2020 NİSAN		2021 NİSAN	
	TTS	11,30 TL	-	-	-

ORTALAMA FİYAT	2019 NİSAN	2020 NİSAN		2021 NİSAN	
	TTS	10,90 TL	-	-	-

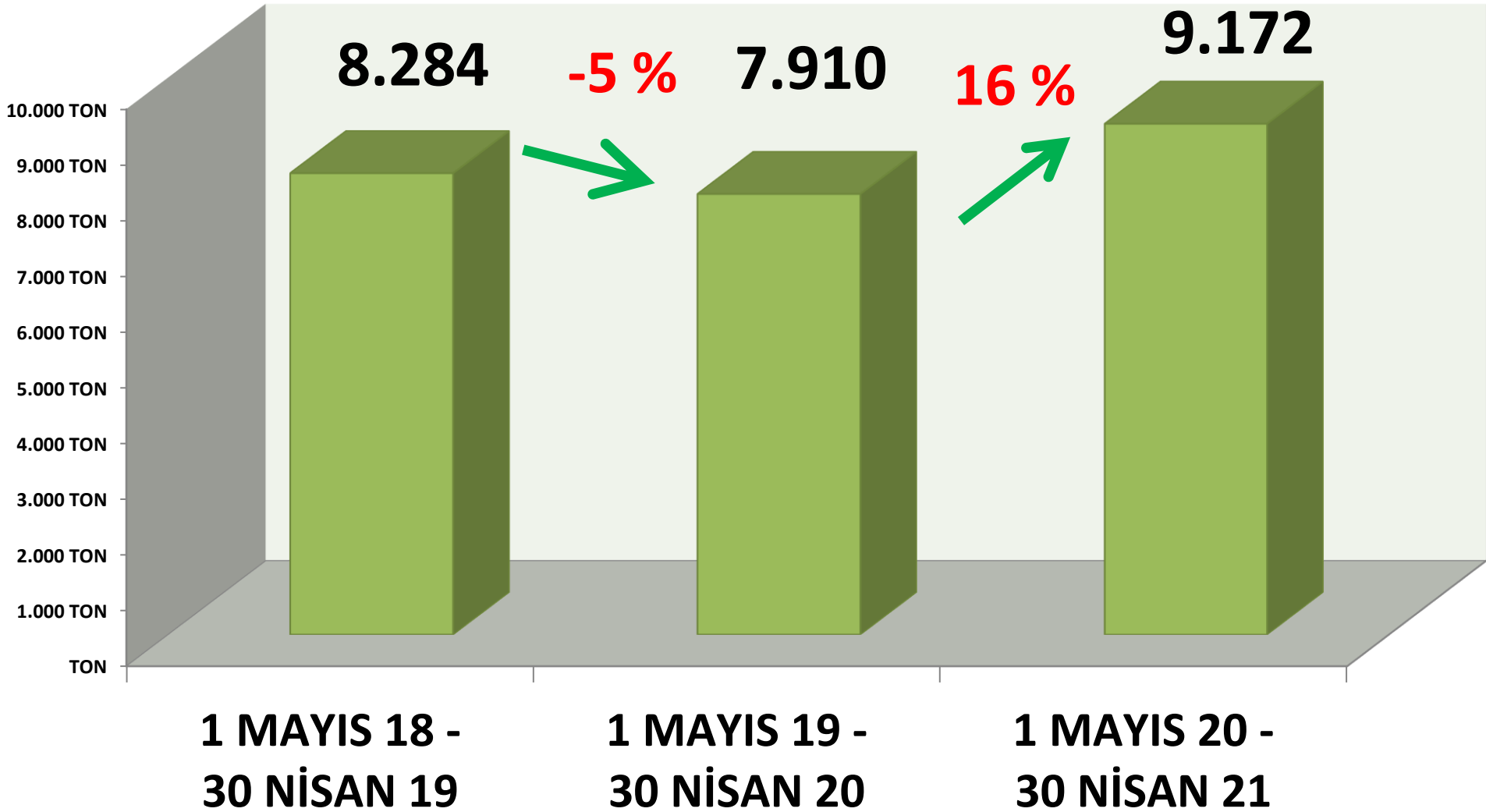
AYLIK MAHLIÇ PAMUK FİYAT TRENDİ (TL)



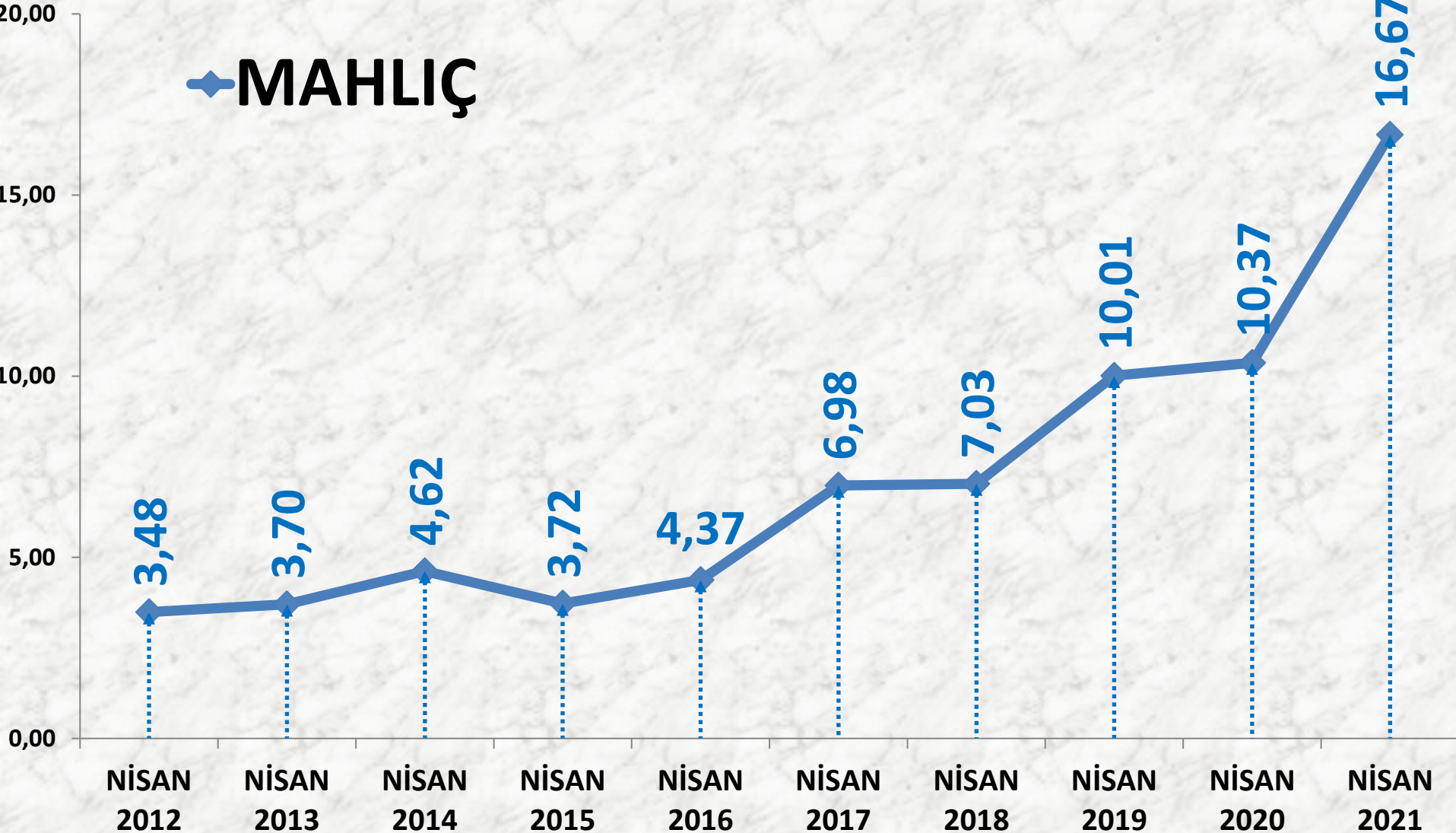
AYLIK MAHLIÇ PAMUK İŞLEM MİKTARI (TON)



YILLIK TOPLAM MAHLIÇ PAMUK İŞLEM MİKTARI (TON)



NİSAN AYLARI MAHLIÇ PAMUK FİYAT ORT. (TL)



KEKİK

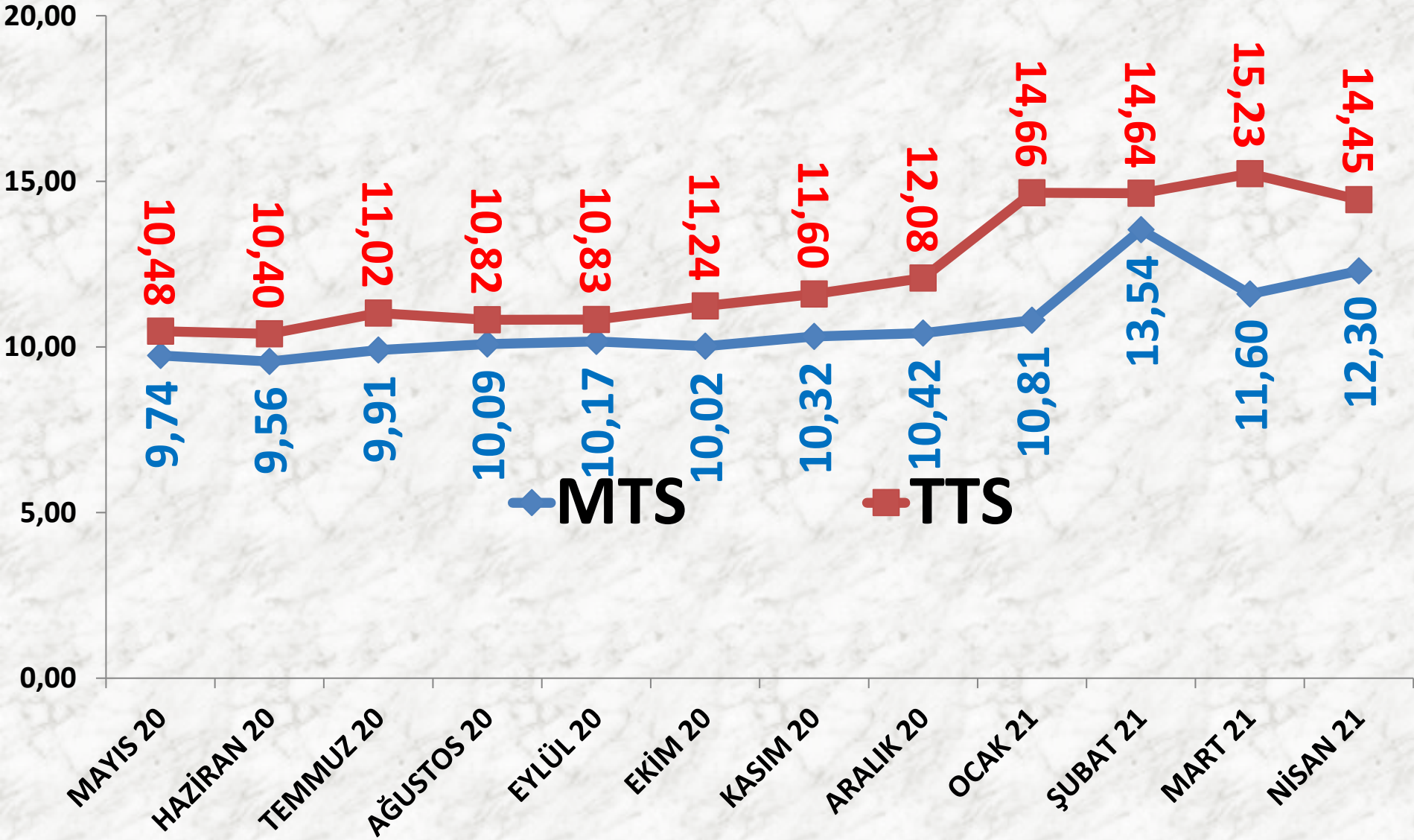
İŞLEM HACMI (TON)	2019 NİSAN	2020 NİSAN		2021 NİSAN	
<i>MTS</i>	723 TON	12%	811 TON	-25%	607 TON
<i>TTS</i>	497 TON	74%	866 TON	-53%	405 TON

EN AZ FİYAT	2019 NİSAN	2020 NİSAN		2021 NİSAN	
<i>MTS</i>	5,58 TL	25%	7,00 TL	36%	9,50 TL
<i>TTS</i>	5,25 TL	-24%	4,00 TL	125%	9,00 TL

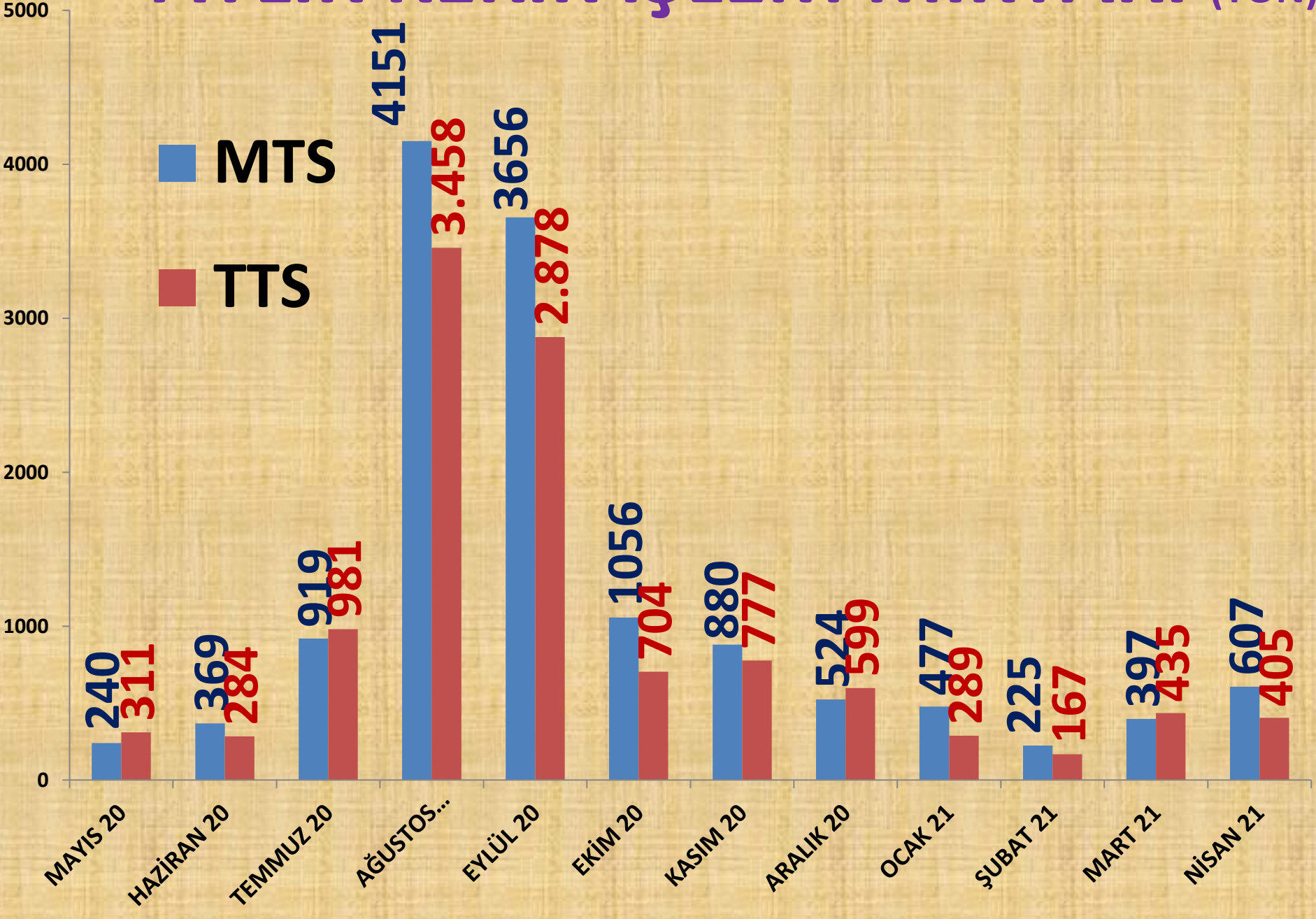
EN ÇOK FİYAT	2019 NİSAN	2020 NİSAN		2021 NİSAN	
<i>MTS</i>	10,04 TL	-1%	9,90 TL	40%	13,87 TL
<i>TTS</i>	21,00 TL	14%	24,00 TL	-4%	23,00 TL

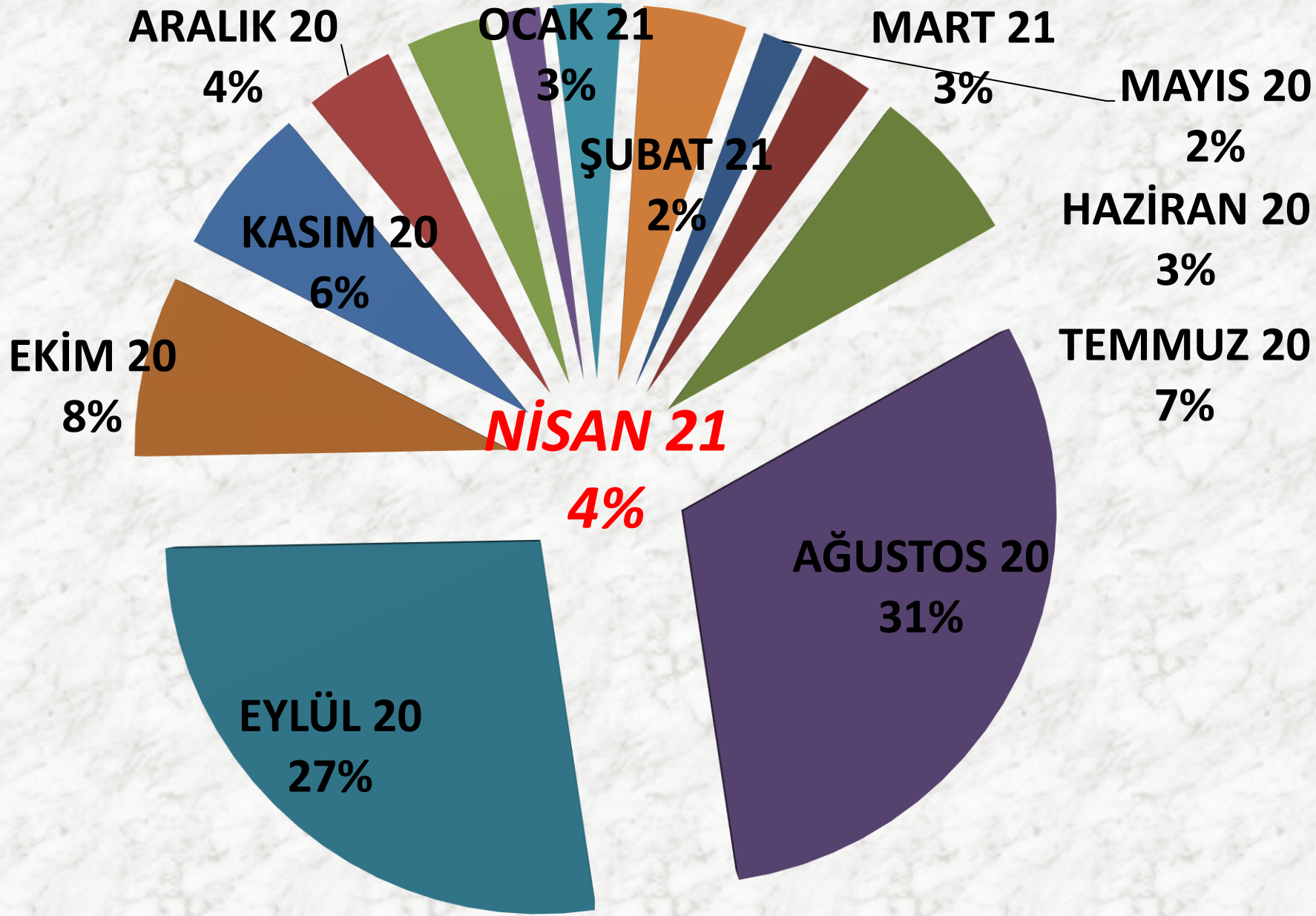
ORT. FİYAT	2019 NİSAN	2020 NİSAN		2021 NİSAN	
<i>MTS</i>	7,73 TL	21%	9,33 TL	32%	12,30 TL
<i>TTS</i>	8,91 TL	24%	11,06 TL	31%	14,45 TL

AYLIK KEKİK FİYAT TRENDİ_(TL)



AYLIK KEKİK İŞLEM MİKTARI (TON)



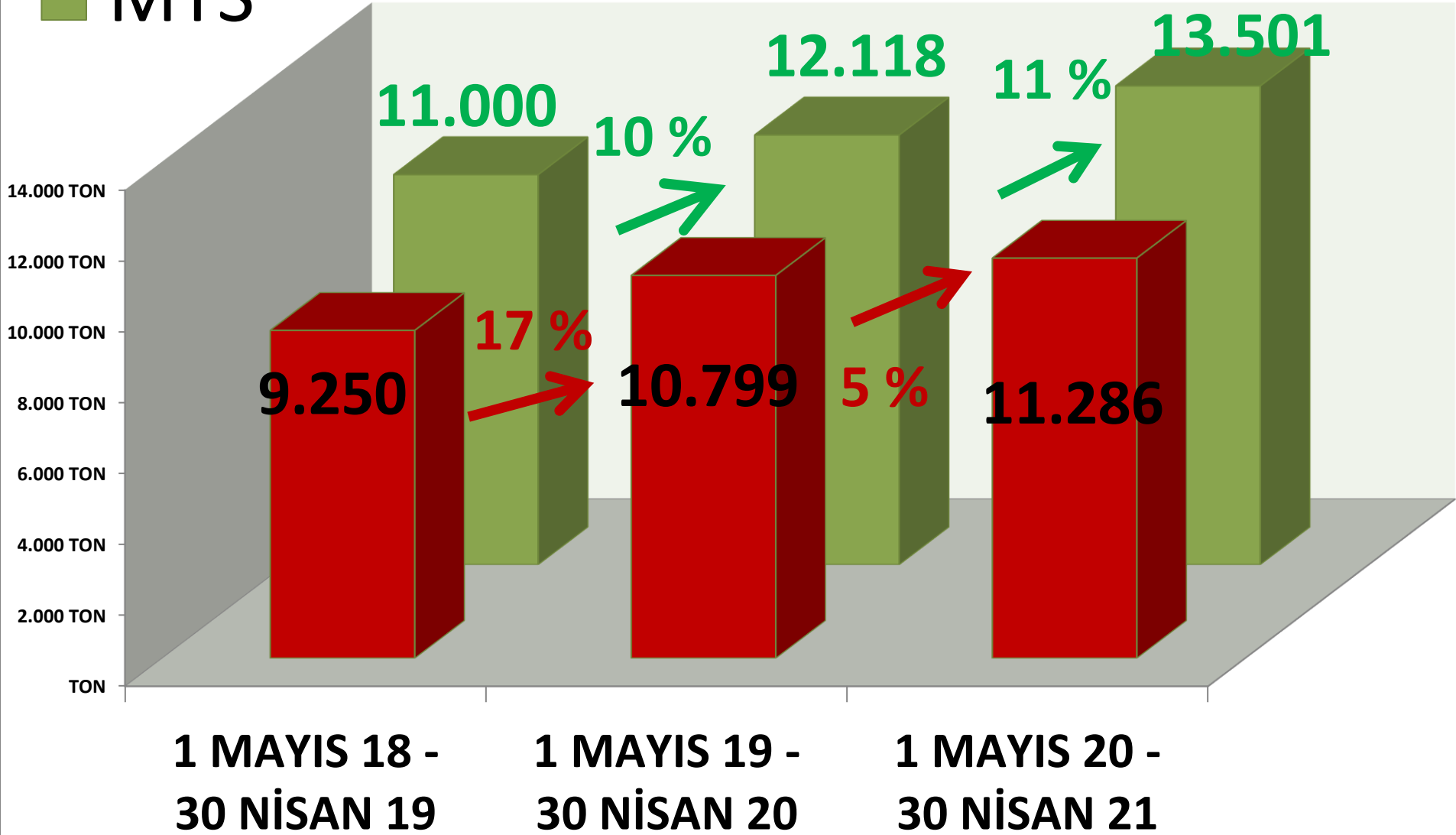


AYLIK KEKİK MTS İŞLEM MİKTARI ORANLARI

YILLIK TOPLAM KEKİK İŞLEM MİKTARI (TON)

■ TTS

■ MTS



ANASON

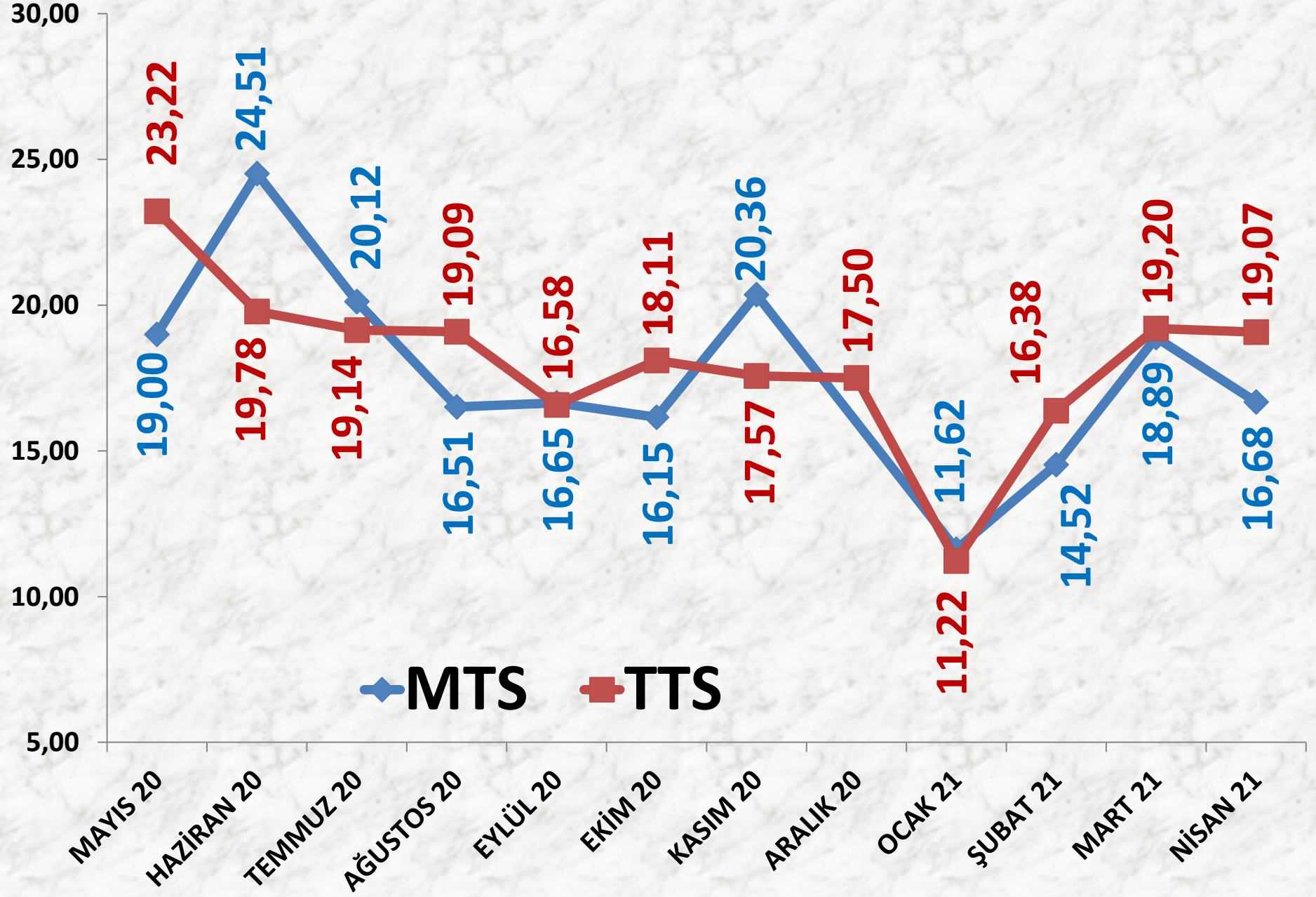
İŞLEM MİKTARI (TON)	2019 NİSAN	2020 NİSAN		2021 NİSAN	
MTS	128 TON	-	-	-	10 TON
TTS	11 TON	-11%	10 TON	1214%	130 TON

EN AZ FİYAT	2019 NİSAN	2020 NİSAN		2021 NİSAN	
MTS	25,56 TL	-	-	-	3,97 TL
TTS	22,00 TL	7%	23,48 TL	-32%	16,00 TL

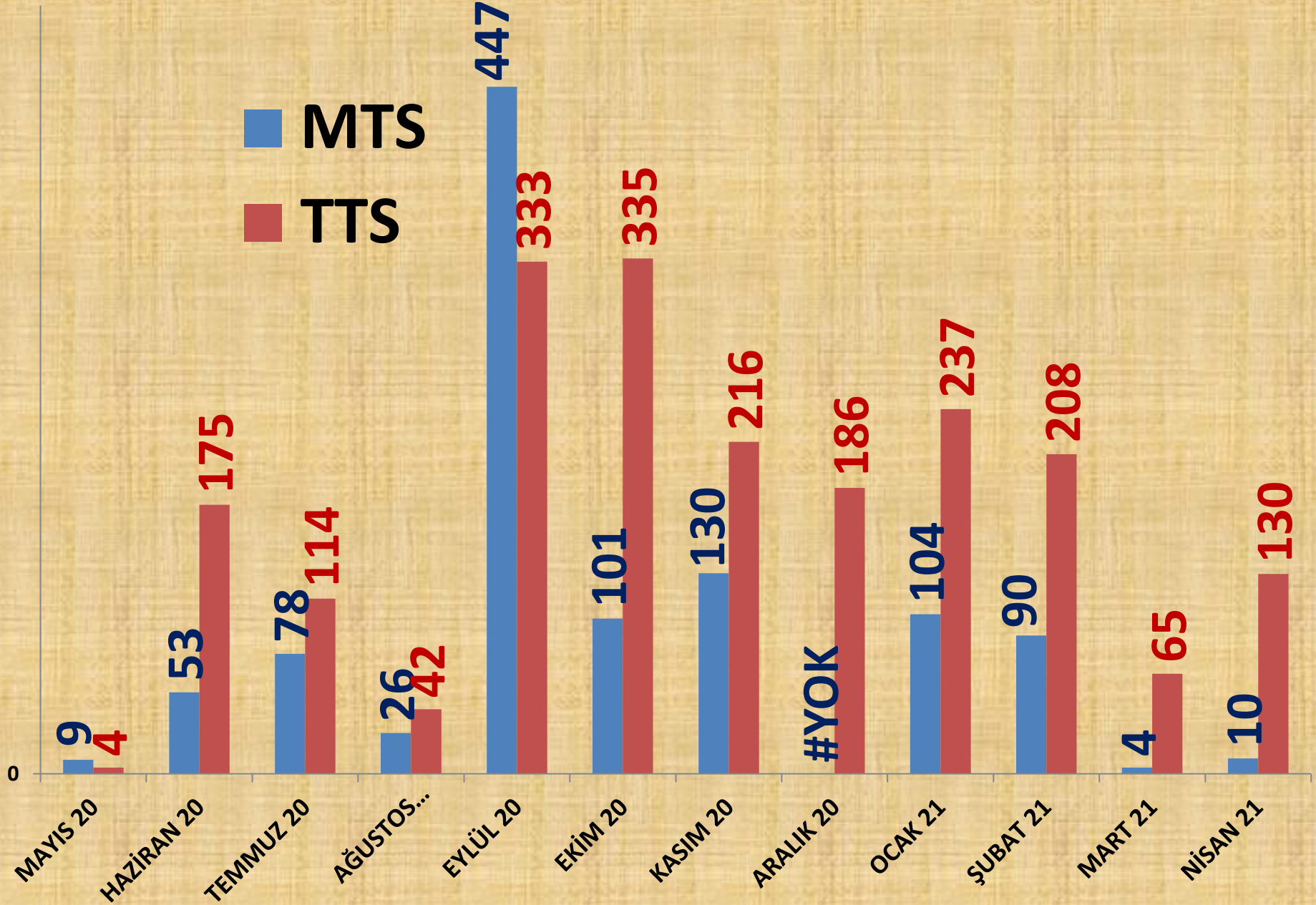
EN ÇOK FİYAT	2019 NİSAN	2020 NİSAN		2021 NİSAN	
MTS	25,56 TL	-	-	-	17,01 TL
TTS	28,00 TL	-14%	24,00 TL	0%	24,00 TL

ORT. FİYAT	2019 NİSAN	2020 NİSAN		2021 NİSAN	
MTS	25,56 TL	-	-	-	16,68 TL
TTS	25,33 TL	-7%	23,49 TL	-19%	19,07 TL

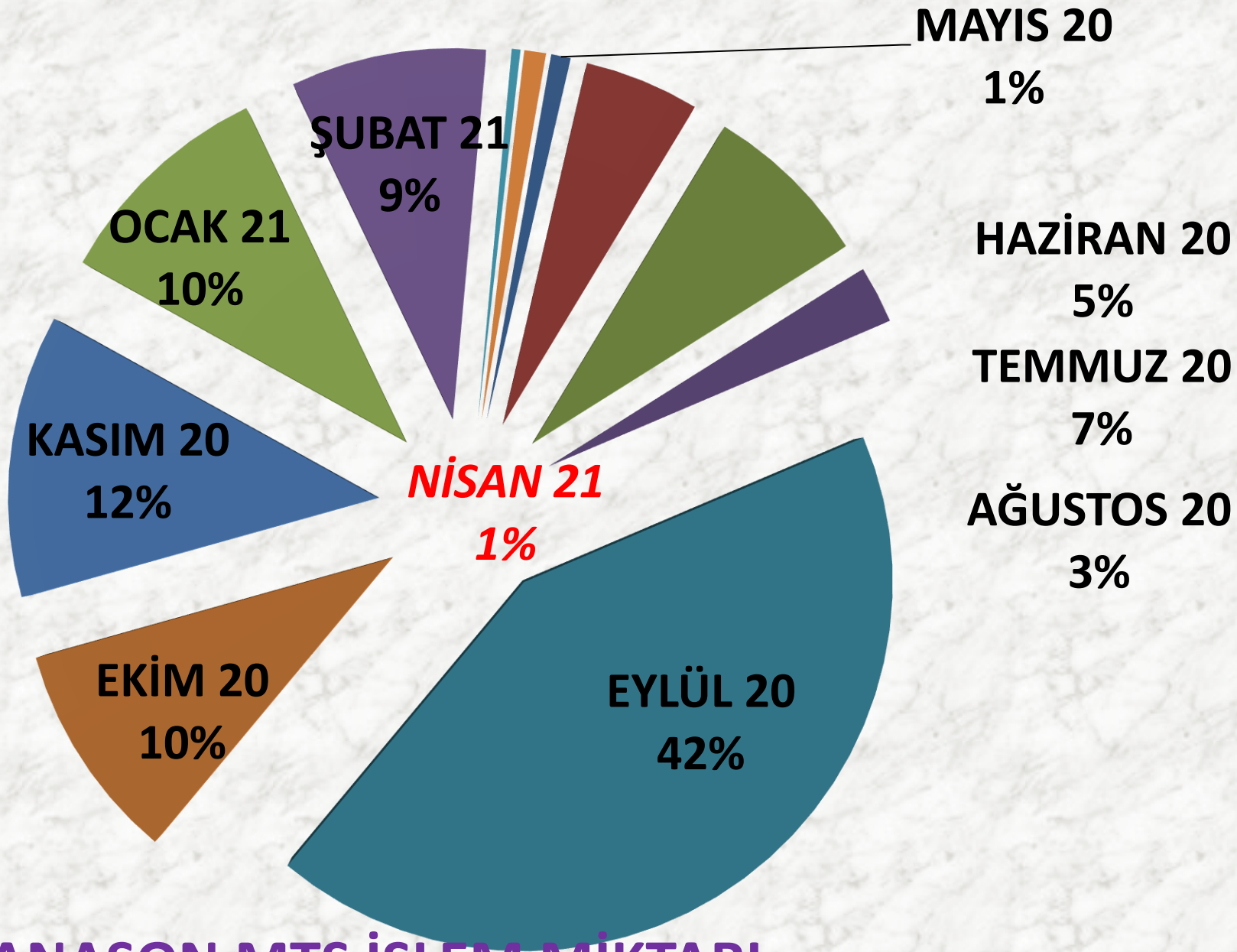
AYLIK ANASON FİYAT TRENDİ (TL)



AYLIK ANASON İŞLEM MİKTARI (TON)



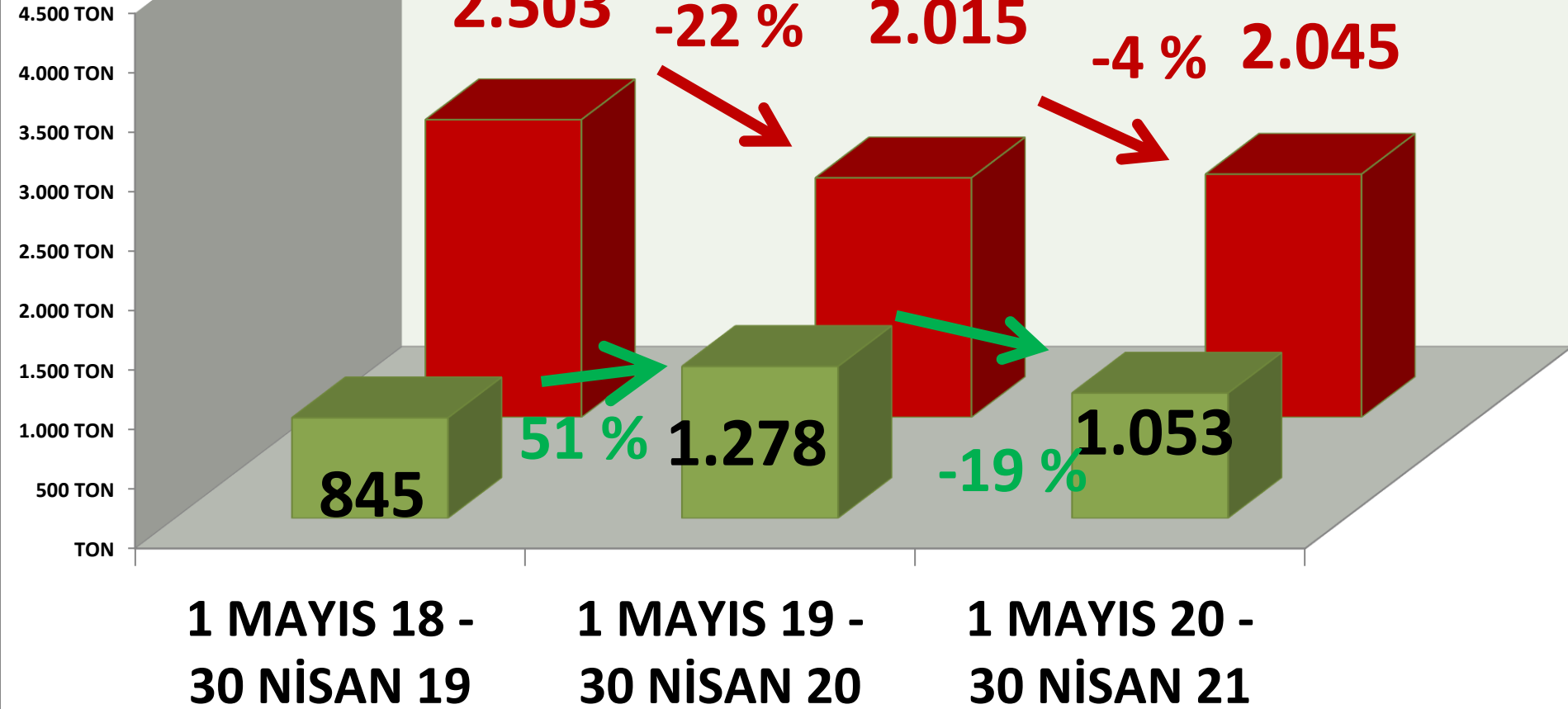
AYLIK ANASON MTS İŞLEM MİKTARI ORANLARI



YILLIK TOPLAM ANASON İŞLEM MİKTARI_(TON)

■ MTS

■ TTS



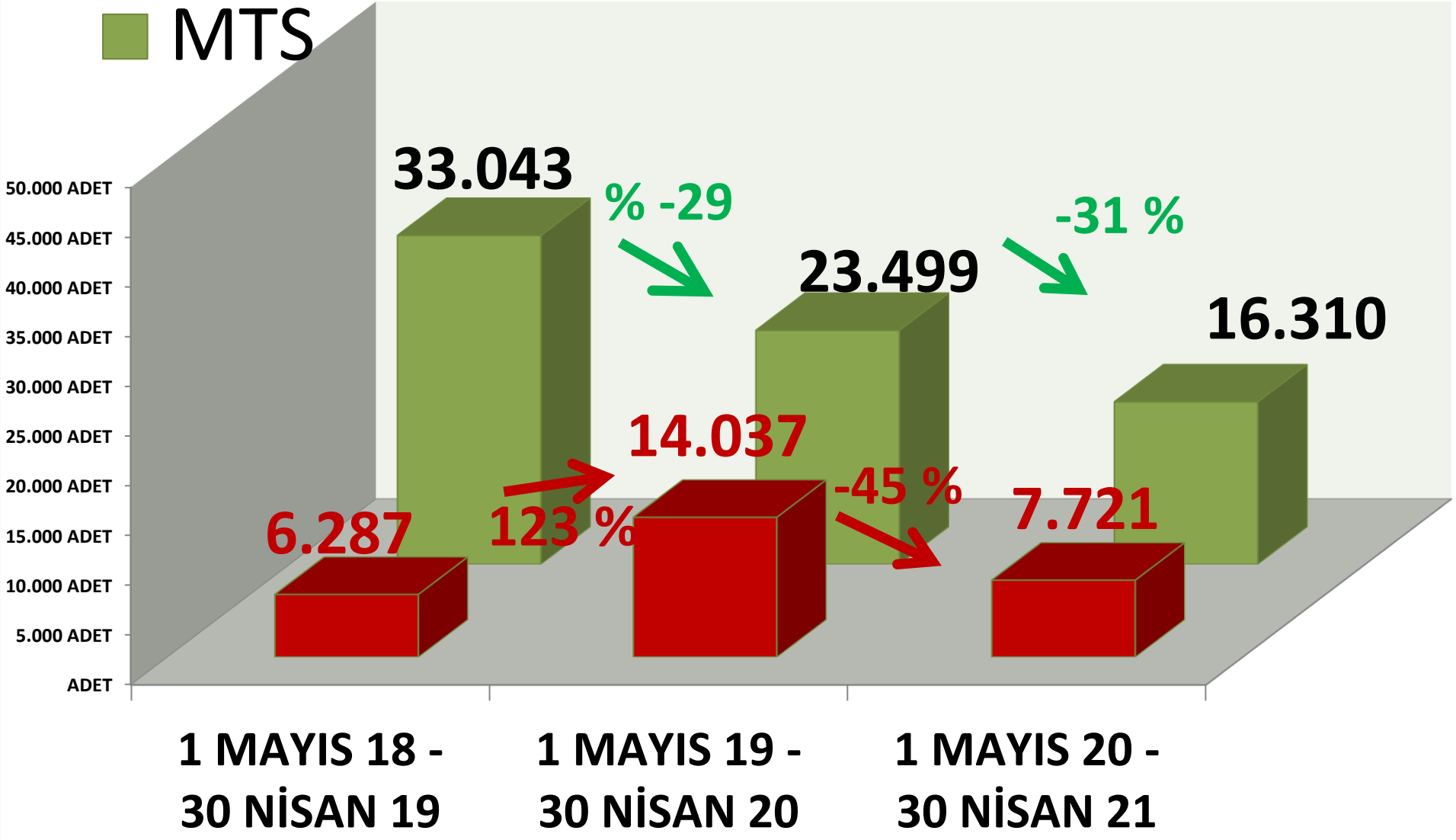
KASAPLIK CANLI HAYVAN

BÜYÜKBAŞ (ADET)	2019 NİSAN	2020 NİSAN		2021 NİSAN	
MTS	2026 ADET	-42%	1173 ADET	19%	1398 ADET
TTS	523 ADET	-22%	408 ADET	30%	531 ADET

KÜÇÜKBAŞ (ADET)	2019 NİSAN	2020 NİSAN		2021 NİSAN	
MTS	3676 ADET	12%	4129 ADET	-8%	3788 ADET
TTS	884 ADET	-92%	71 ADET	1266%	970 ADET

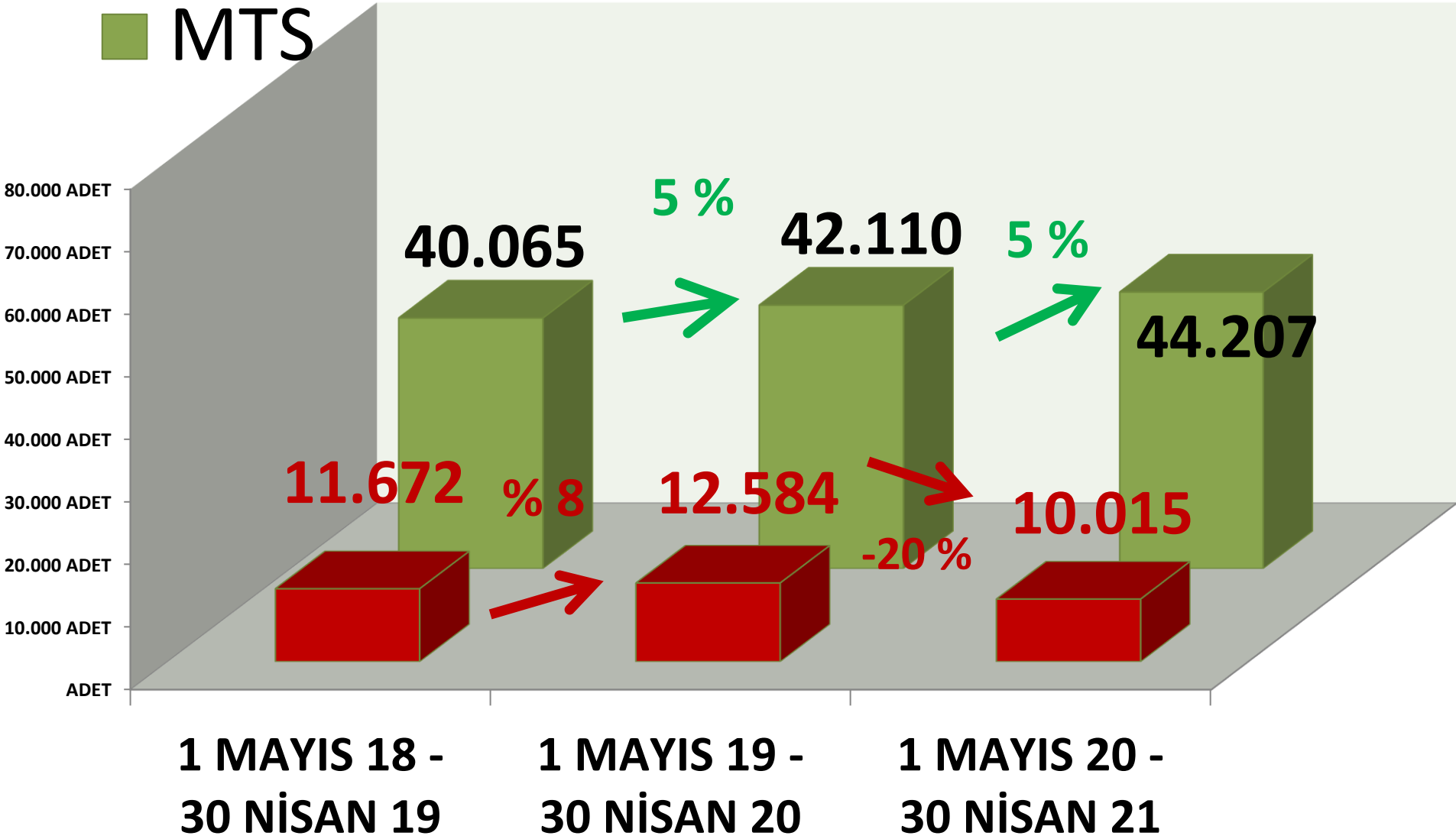
TTS YILLIK TOPLAM BÜYÜKBAŞ İŞLEM (ADET)

■ TTS
■ MTS



TTS YILLIK TOPLAM KÜÇÜKBAŞ İŞLEM_(ADET)

■ MTS





DINLEDİĞİNİZ İÇİN
TEŞEKKÜR EDERİM

RECEP MENGİ

