

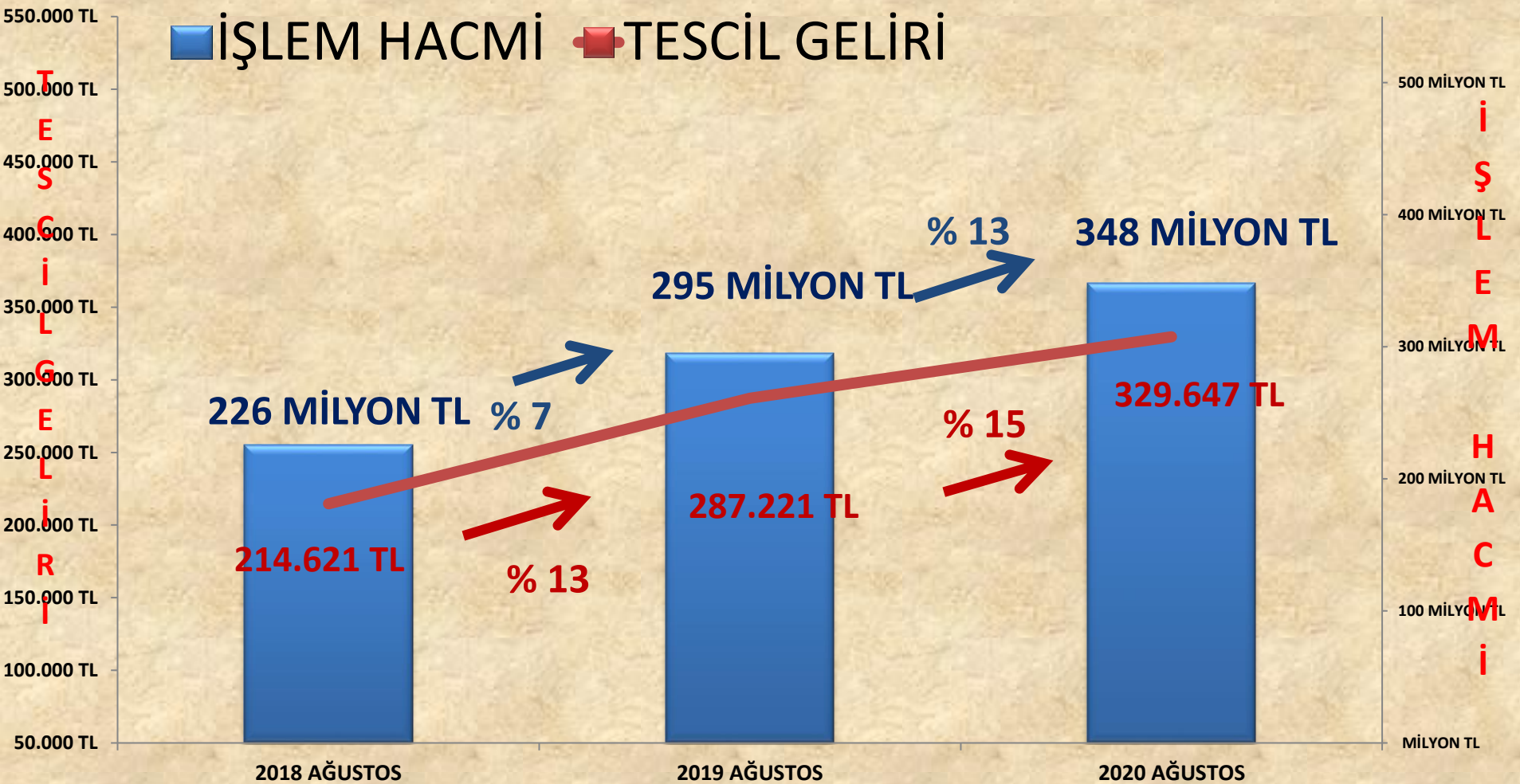


# AĞUSTOS 2020 TESCİL SUNUMU



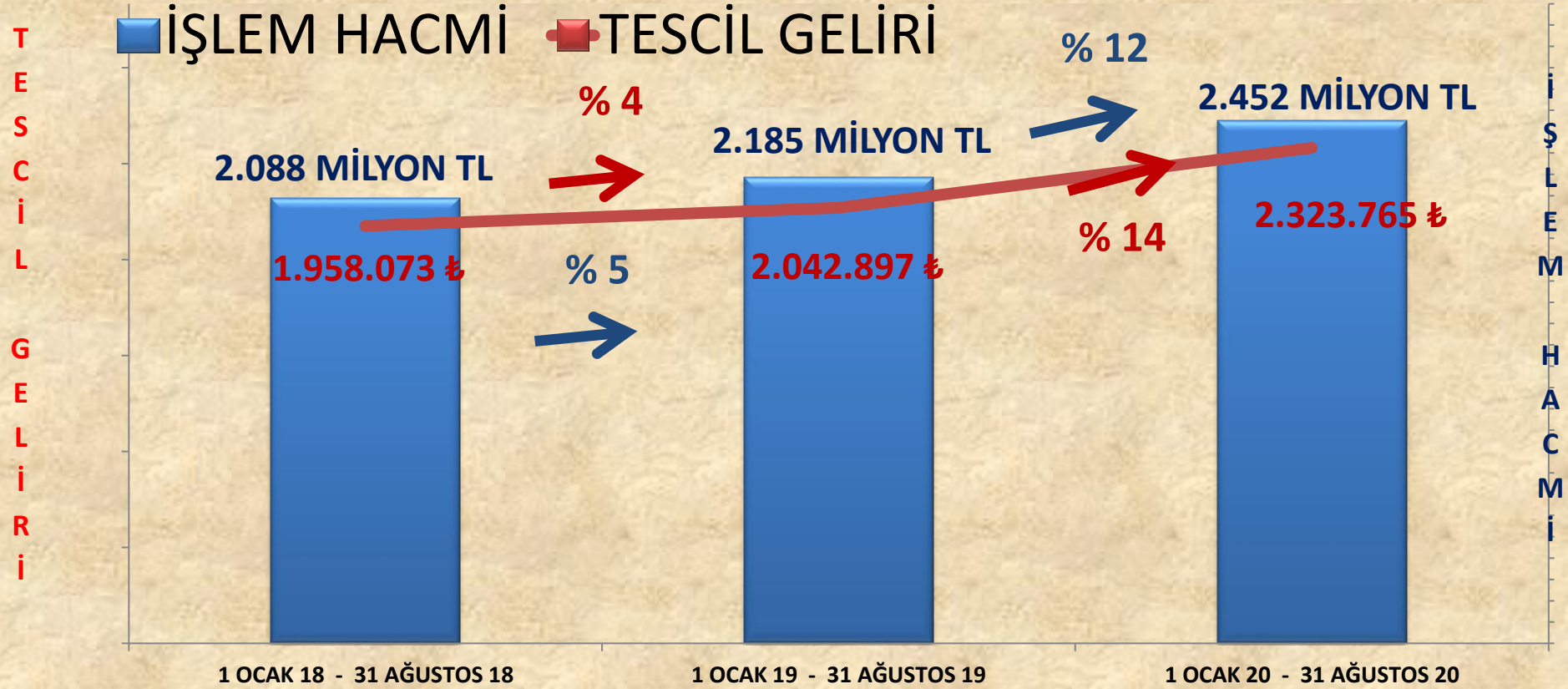
# İŞLEM HACMİ VE TESCİL GELİRİ VERİLERİ

|               | 2018 AĞUSTOS  |     | 2019 AĞUSTOS  |     | 2020 AĞUSTOS  |
|---------------|---------------|-----|---------------|-----|---------------|
| İŞLEM HACMİ   | 226 MİLYON TL | 31% | 295 MİLYON TL | 18% | 348 MİLYON TL |
| TESCİL GELİRİ | 214.621 TL    | 34% | 287.221 TL    | 15% | 329.647 TL    |



# İŞLEM HACMİ VE TESCİL GELİRİ VERİLERİ

|               | 1 OCAK 18 -<br>31 AĞUSTOS 18 |    | 1 OCAK 19 -<br>31 AĞUSTOS 19 |     | 1 OCAK 20 -<br>31 AĞUSTOS 20 |
|---------------|------------------------------|----|------------------------------|-----|------------------------------|
| İŞLEM HACMİ   | 2.088 MİLYON TL              | 5% | 2.185 MİLYON TL              | 12% | 2.452 MİLYON TL              |
| TESCİL GELİRİ | 1.958.073 TL                 | 4% | 2.042.897 TL                 | 14% | 2.323.765 TL                 |



# ARPA

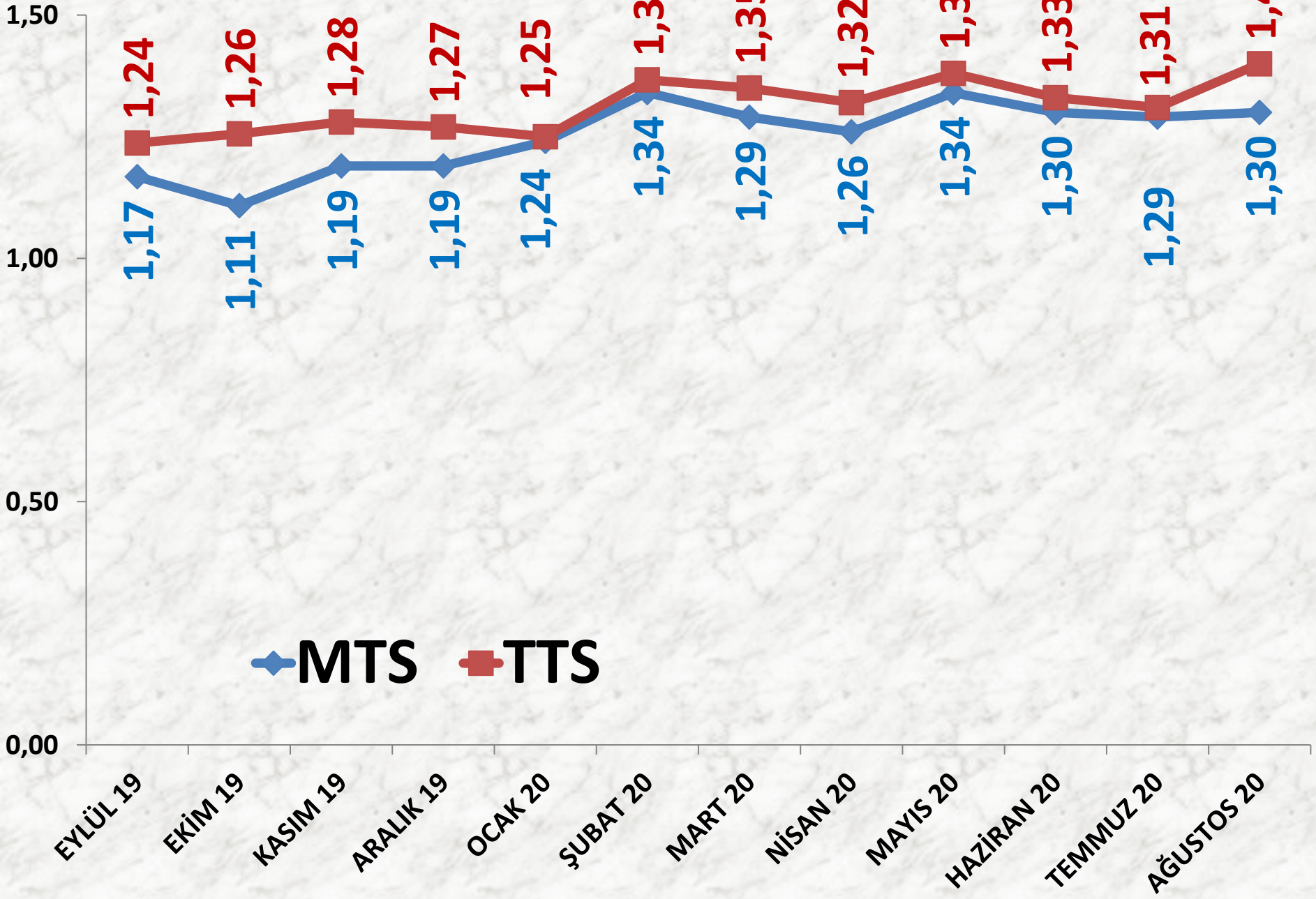
| <b>İŞLEM HACMİ<br/>(TON)</b> | <b>2018 AĞUSTOS</b> | <b>2019 AĞUSTOS</b> |           | <b>2020 AĞUSTOS</b> |           |
|------------------------------|---------------------|---------------------|-----------|---------------------|-----------|
| <i>MTS</i>                   | 3.857 TON           | <b>-48%</b>         | 2.006 TON | <b>59%</b>          | 3.184 TON |
| <i>TTS</i>                   | 1.905 TON           | <b>-62%</b>         | 725 TON   | <b>126%</b>         | 1.641 TON |

| <b>EN AZ FİYAT</b> | <b>2018 AĞUSTOS</b> | <b>2019 AĞUSTOS</b> |         | <b>2020 AĞUSTOS</b> |         |
|--------------------|---------------------|---------------------|---------|---------------------|---------|
| <i>MTS</i>         | 0,75 TL             | <b>25%</b>          | 0,94 TL | <b>6%</b>           | 1,00 TL |
| <i>TTS</i>         | 0,80 TL             | <b>43%</b>          | 1,14 TL | <b>14%</b>          | 1,30 TL |

| <b>EN ÇOK FİYAT</b> | <b>2018 AĞUSTOS</b> | <b>2019 AĞUSTOS</b> |         | <b>2020 AĞUSTOS</b> |         |
|---------------------|---------------------|---------------------|---------|---------------------|---------|
| <i>MTS</i>          | 0,92 TL             | <b>47%</b>          | 1,35 TL | <b>11%</b>          | 1,50 TL |
| <i>TTS</i>          | 0,98 TL             | <b>51%</b>          | 1,48 TL | <b>0%</b>           | 1,48 TL |

| <b>ORT. FİYAT</b> | <b>2018 AĞUSTOS</b> | <b>2019 AĞUSTOS</b> |         | <b>2020 AĞUSTOS</b> |         |
|-------------------|---------------------|---------------------|---------|---------------------|---------|
| <i>MTS</i>        | 0,84 TL             | <b>31%</b>          | 1,10 TL | <b>18%</b>          | 1,30 TL |
| <i>TTS</i>        | 0,90 TL             | <b>32%</b>          | 1,18 TL | <b>18%</b>          | 1,40 TL |

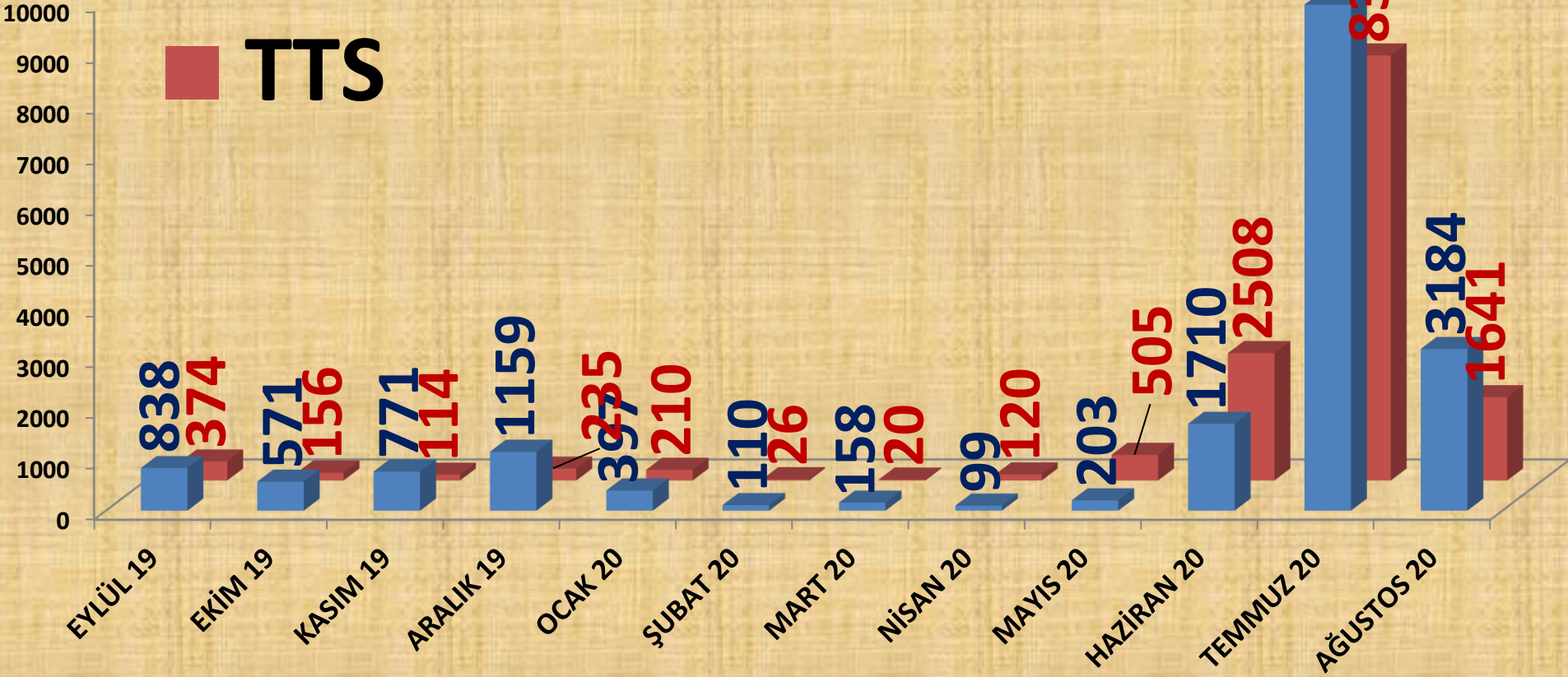
# AYLIK ARPA FİYAT TRENDİ (TL)



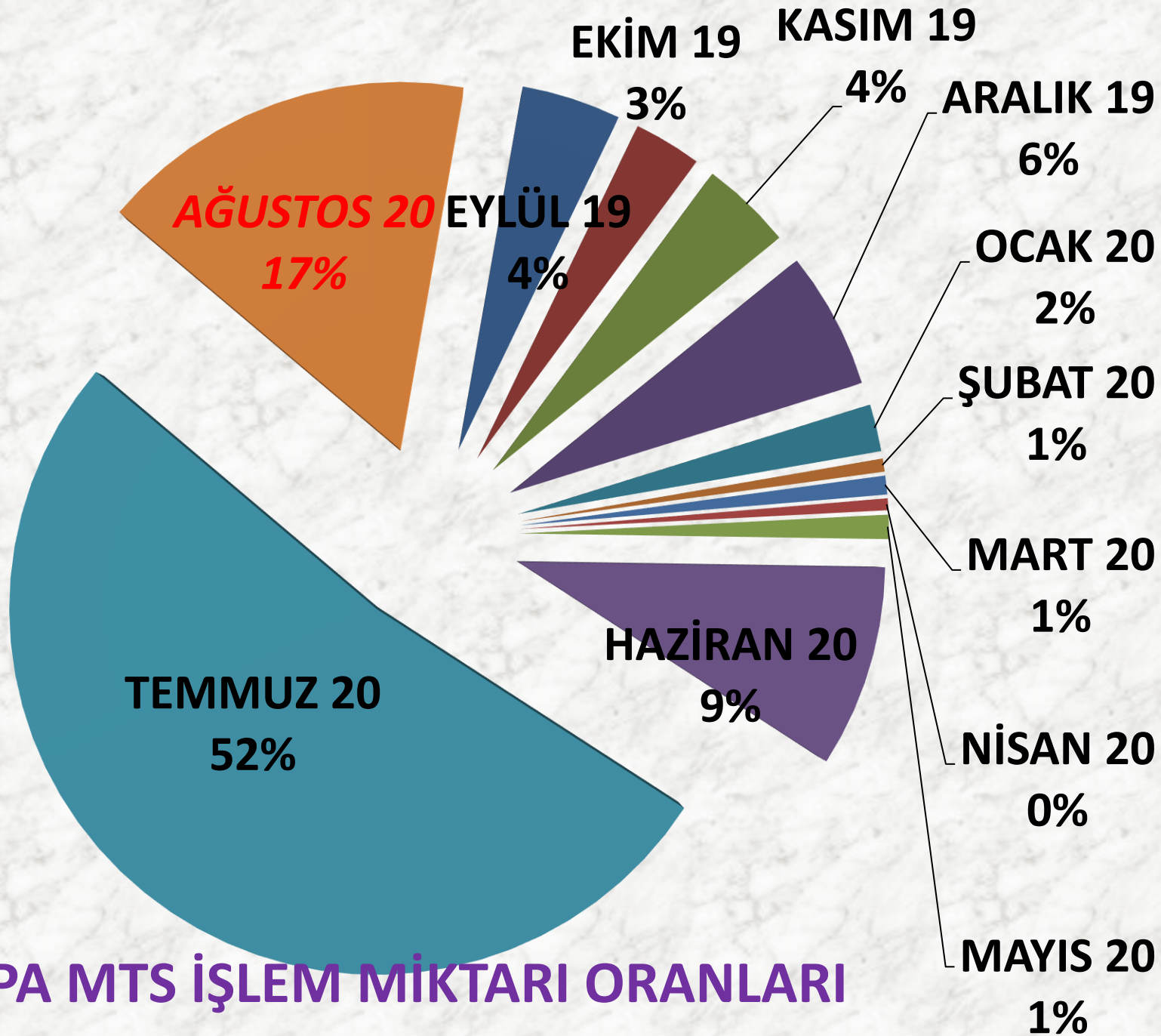
# AYLIK ARPA İŞLEM MİKTARI (TON)

■ MTS

■ TTS



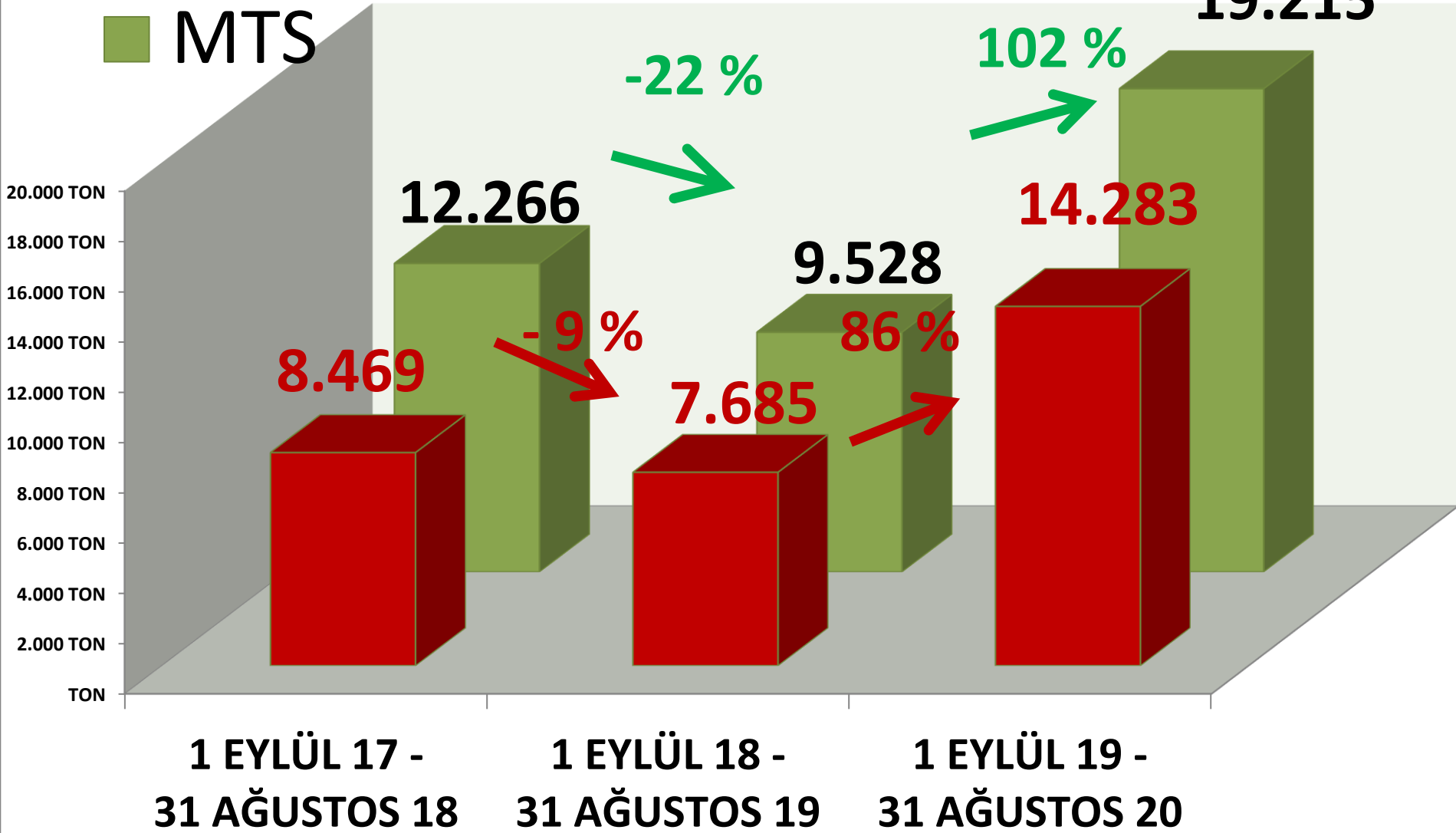
# AYLIK ARPA MTS İŞLEM MİKTARI ORANLARI



■ TTS

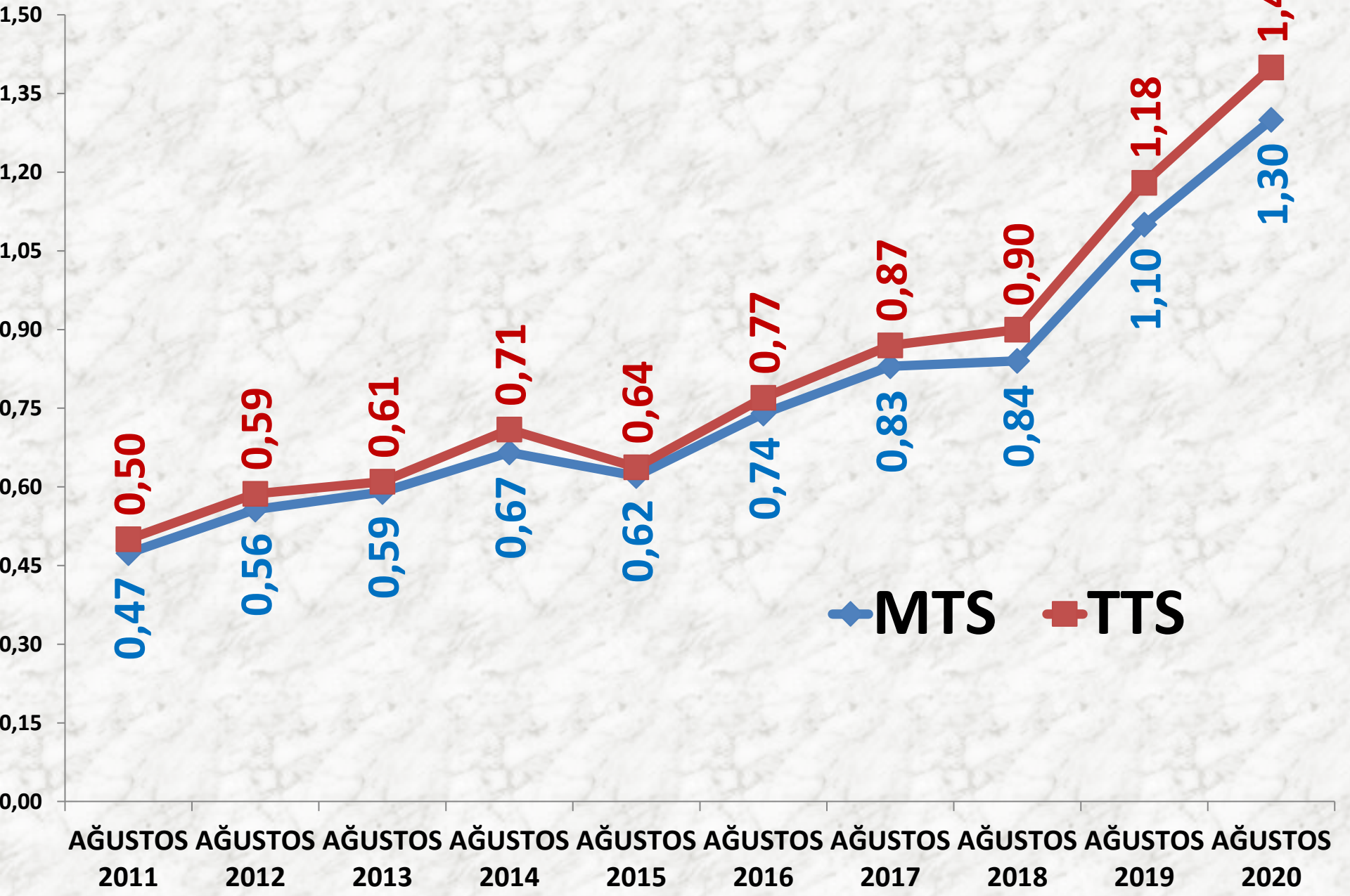
# YILLIK ARPA İŞLEM MİKTARI (TON)

■ MTS





# AĞUSTOS AYLARI ARPA FİYAT TRENDİ (TL)



# BUĞDAY

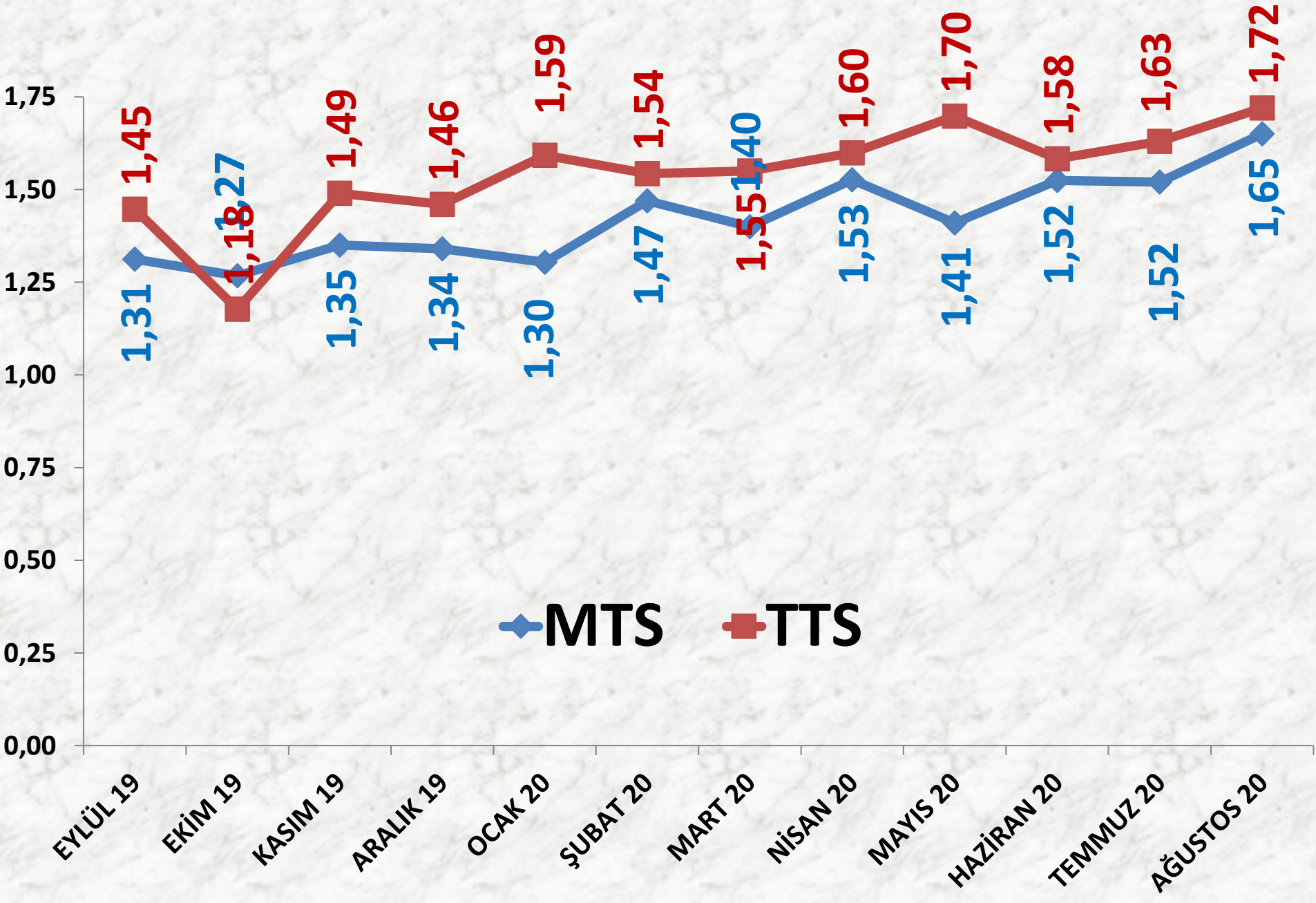
| İŞLEM MİKTARI<br>(TON) | 2018 AĞUSTOS | 2019 AĞUSTOS |           | 2020 AĞUSTOS |           |
|------------------------|--------------|--------------|-----------|--------------|-----------|
| <i>MTS</i>             | 14.891 TON   | -54%         | 6.829 TON | 4%           | 7.096 TON |
| <i>TTS</i>             | 11.738 TON   | -54%         | 5.441 TON | 67%          | 9.076 TON |

| EN AZ FİYAT | 2018 AĞUSTOS | 2019 AĞUSTOS |         | 2020 AĞUSTOS |         |
|-------------|--------------|--------------|---------|--------------|---------|
| MTS         | 0,77 TL      | 30%          | 1,00 TL | 38%          | 1,38 TL |
| TTS         | 0,79 TL      | 42%          | 1,12 TL | 19%          | 1,33 TL |

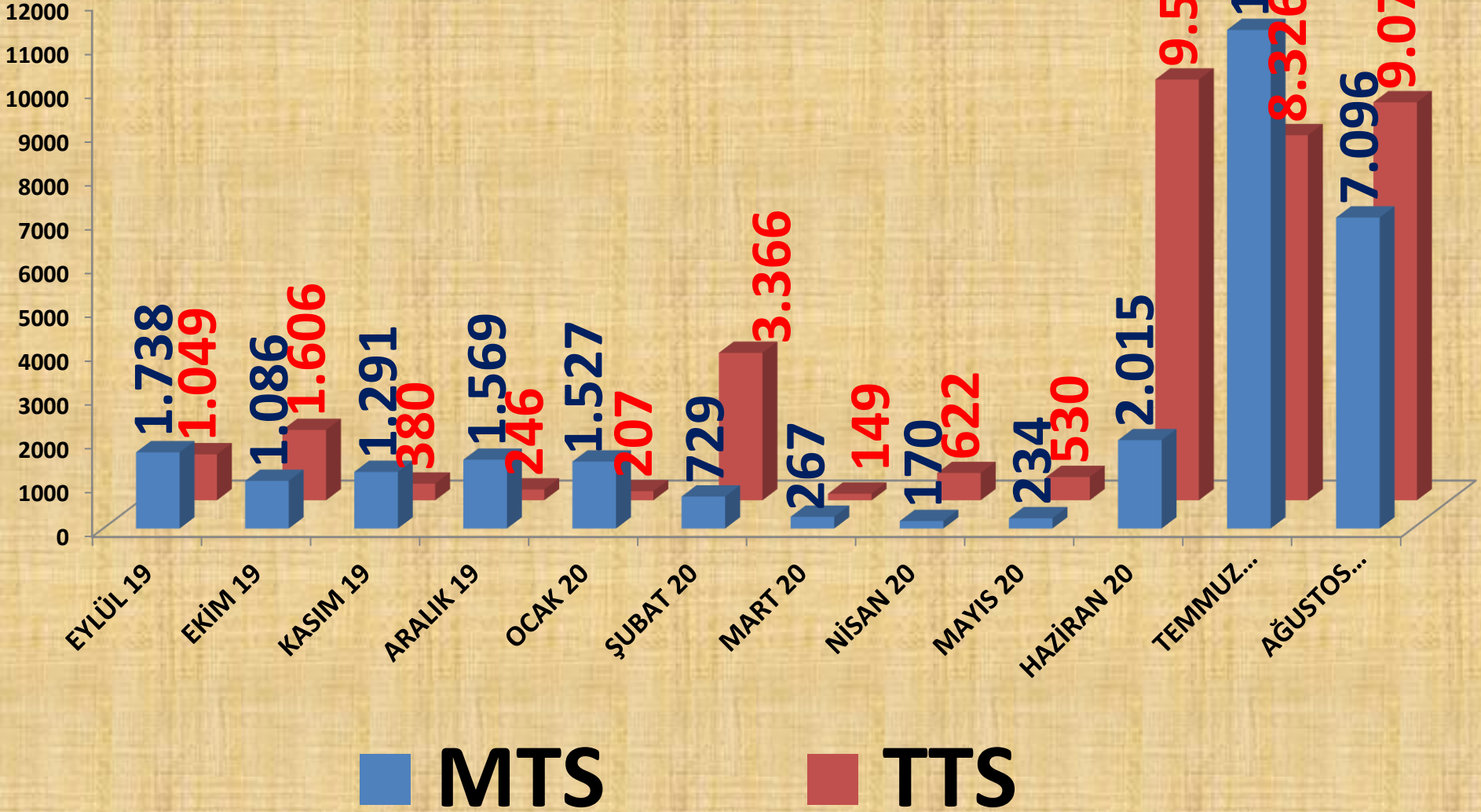
| EN ÇOK FİYAT | 2018 AĞUSTOS | 2019 AĞUSTOS |         | 2020 AĞUSTOS |         |
|--------------|--------------|--------------|---------|--------------|---------|
| MTS          | 1,02 TL      | 57%          | 1,60 TL | 21%          | 1,94 TL |
| TTS          | 1,15 TL      | 48%          | 1,70 TL | 30%          | 2,21 TL |

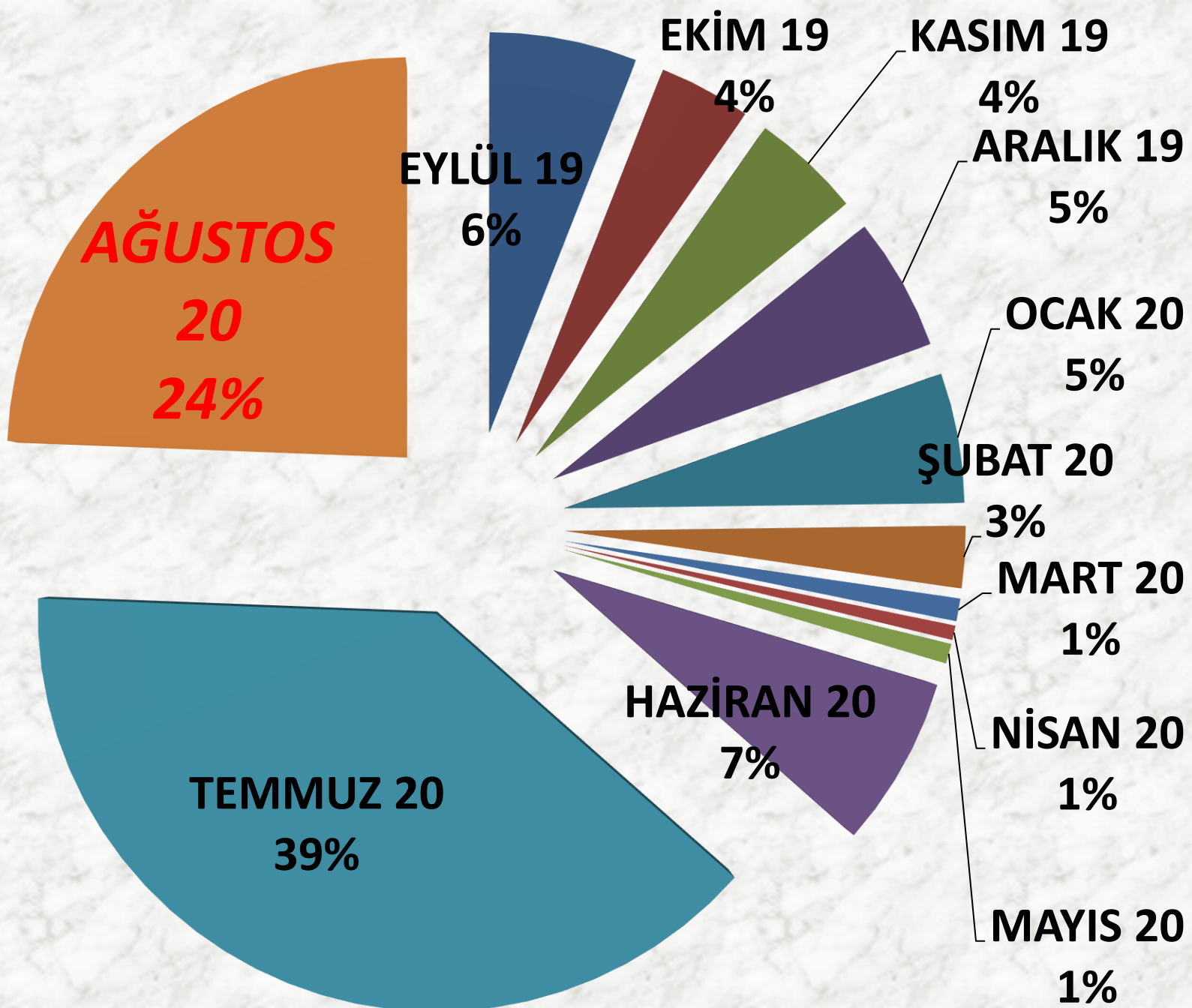
| ORT. FİYAT | 2018 AĞUSTOS | 2019 AĞUSTOS |         | 2020 AĞUSTOS |         |
|------------|--------------|--------------|---------|--------------|---------|
| MTS        | 0,89 TL      | 46%          | 1,30 TL | 27%          | 1,65 TL |
| TTS        | 0,96 TL      | 48%          | 1,42 TL | 21%          | 1,72 TL |

# AYLIK BUĞDAY FİYAT TRENDİ (TL)



# AYLIK BUĞDAY İŞLEM MİKTARI (TON)



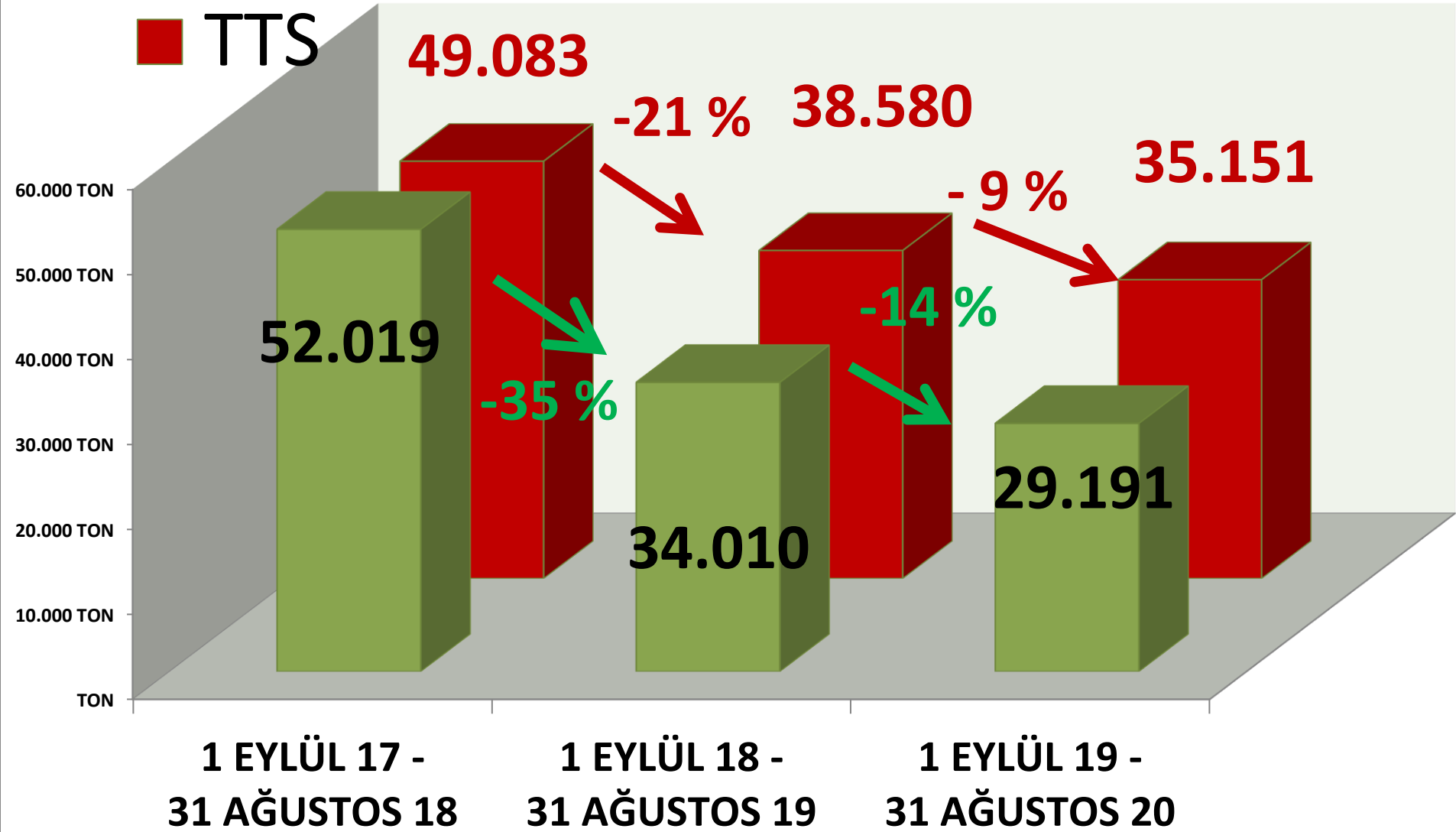


**AYLIK BUĞDAY MTS İŞLEM MİKTARI ORANLARI**

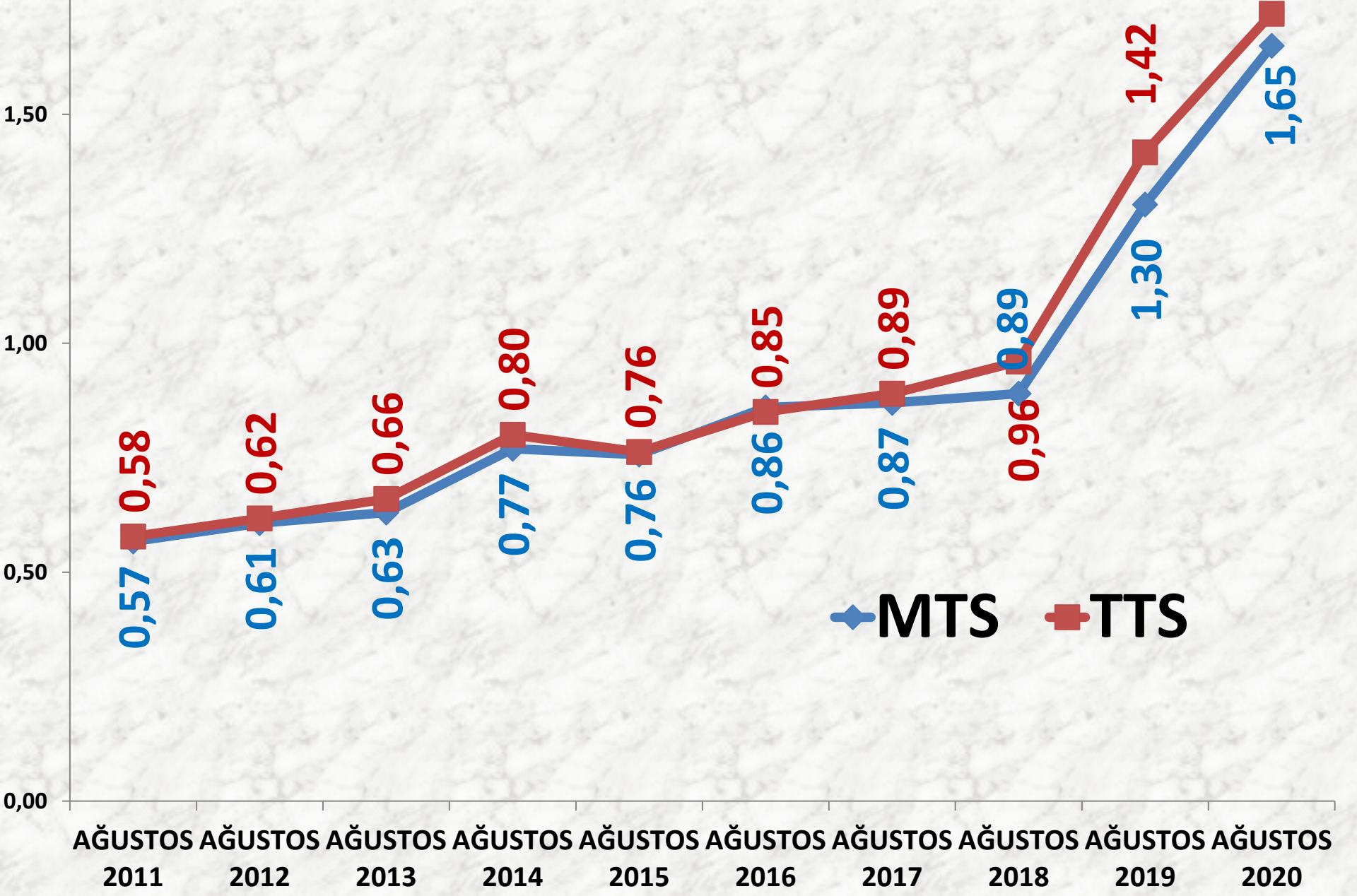
■ MTS

# YILLIK BUĞDAY İŞLEM MİKTARI (TON)

■ TTS



# AĞUSTOS AYLARI BUĞDAY FİYAT ORT. TL

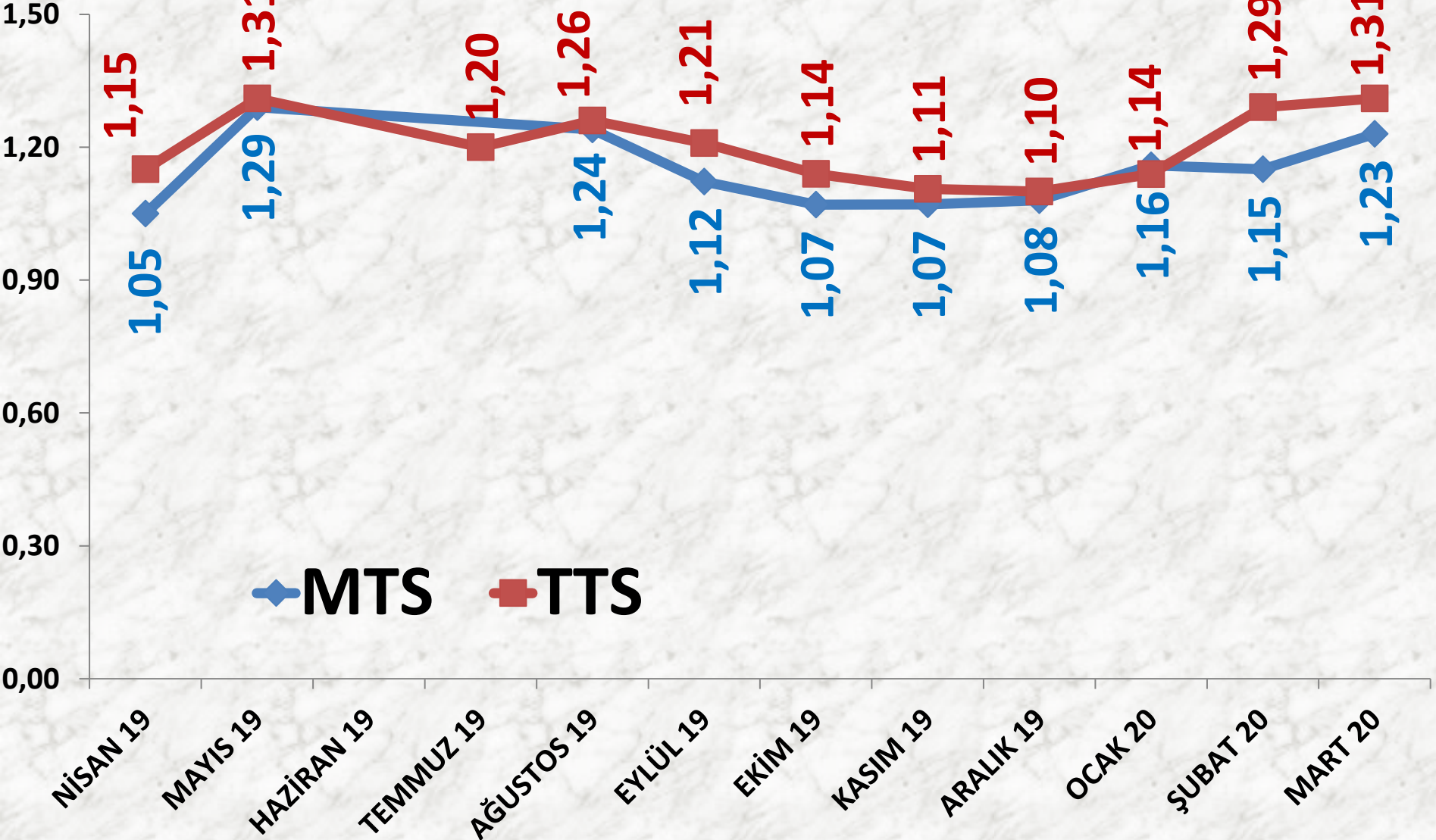


# MISIR DANE

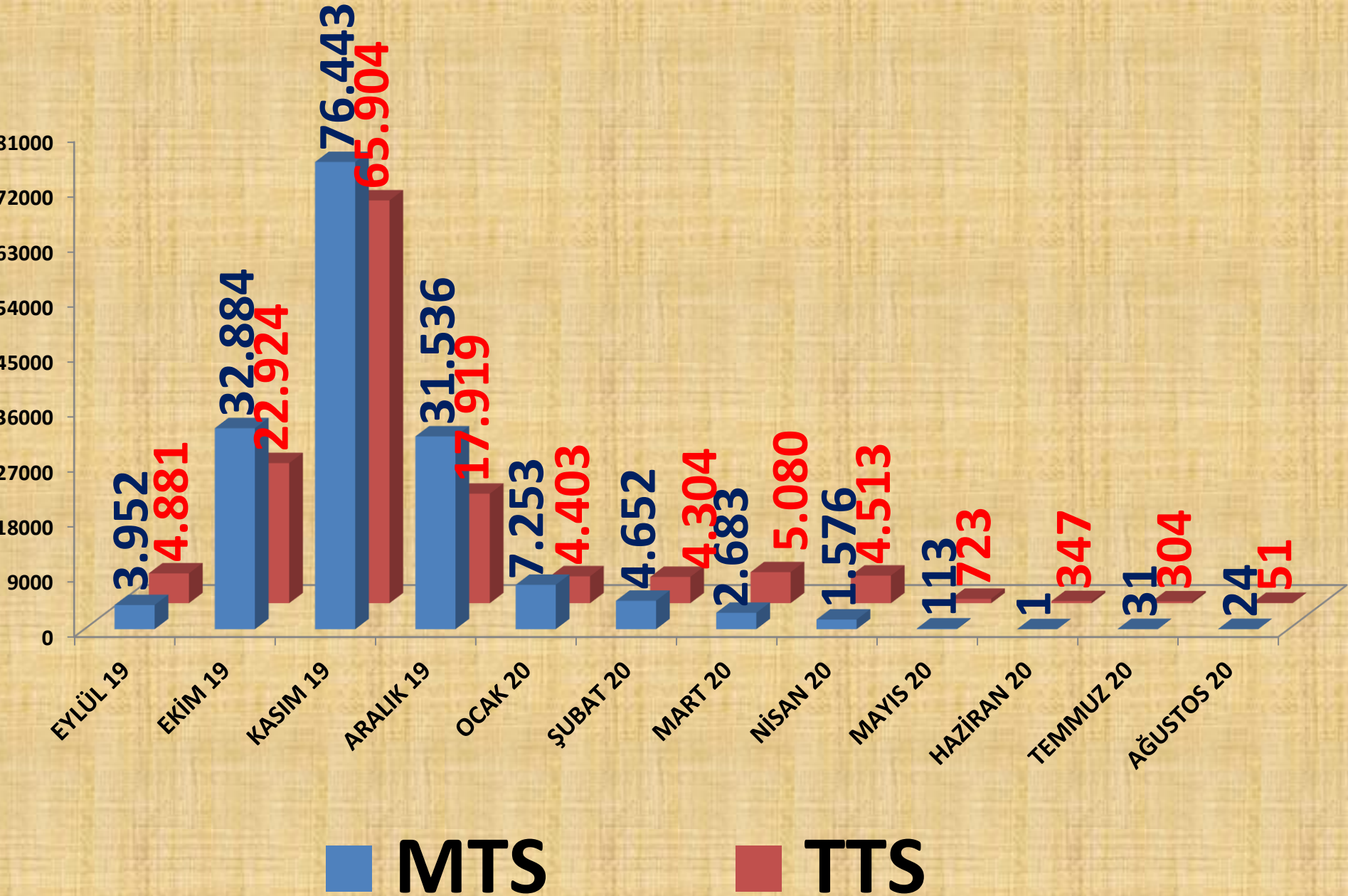
| <b>İŞLEM MİKTARI<br/>(TON)</b> | <b>2018 AĞUSTOS</b> | <b>2019 AĞUSTOS</b> |           | <b>2020 AĞUSTOS</b> |         |
|--------------------------------|---------------------|---------------------|-----------|---------------------|---------|
| <i>MTS</i>                     | -                   | -                   | 750 TON   | -97%                | 24 TON  |
| <i>TTS</i>                     | 196 TON             | 949%                | 2.052 TON | -98%                | 51 TON  |
| <b>EN AZ FİYAT</b>             | <b>2018 AĞUSTOS</b> | <b>2019 AĞUSTOS</b> |           | <b>2020 AĞUSTOS</b> |         |
| MTS                            | -                   | -                   | 1,24 TL   | -13%                | 1,08 TL |
| TTS                            | 0,94 TL             | -14%                | 0,81 TL   | 93%                 | 1,56 TL |
| <b>EN ÇOK FİYAT</b>            | <b>2018 AĞUSTOS</b> | <b>2019 AĞUSTOS</b> |           | <b>2020 AĞUSTOS</b> |         |
| MTS                            | -                   | -                   | 1,24 TL   | -13%                | 1,08 TL |
| TTS                            | 1,27 TL             | 1%                  | 1,28 TL   | 22%                 | 1,56 TL |
| <b>ORT. FİYAT</b>              | <b>2018 AĞUSTOS</b> | <b>2019 AĞUSTOS</b> |           | <b>2020 AĞUSTOS</b> |         |
| MTS                            | -                   | -                   | 1,24 TL   | -13%                | 1,08 TL |
| TTS                            | 1,04 TL             | 21%                 | 1,26 TL   | 24%                 | 1,56 TL |

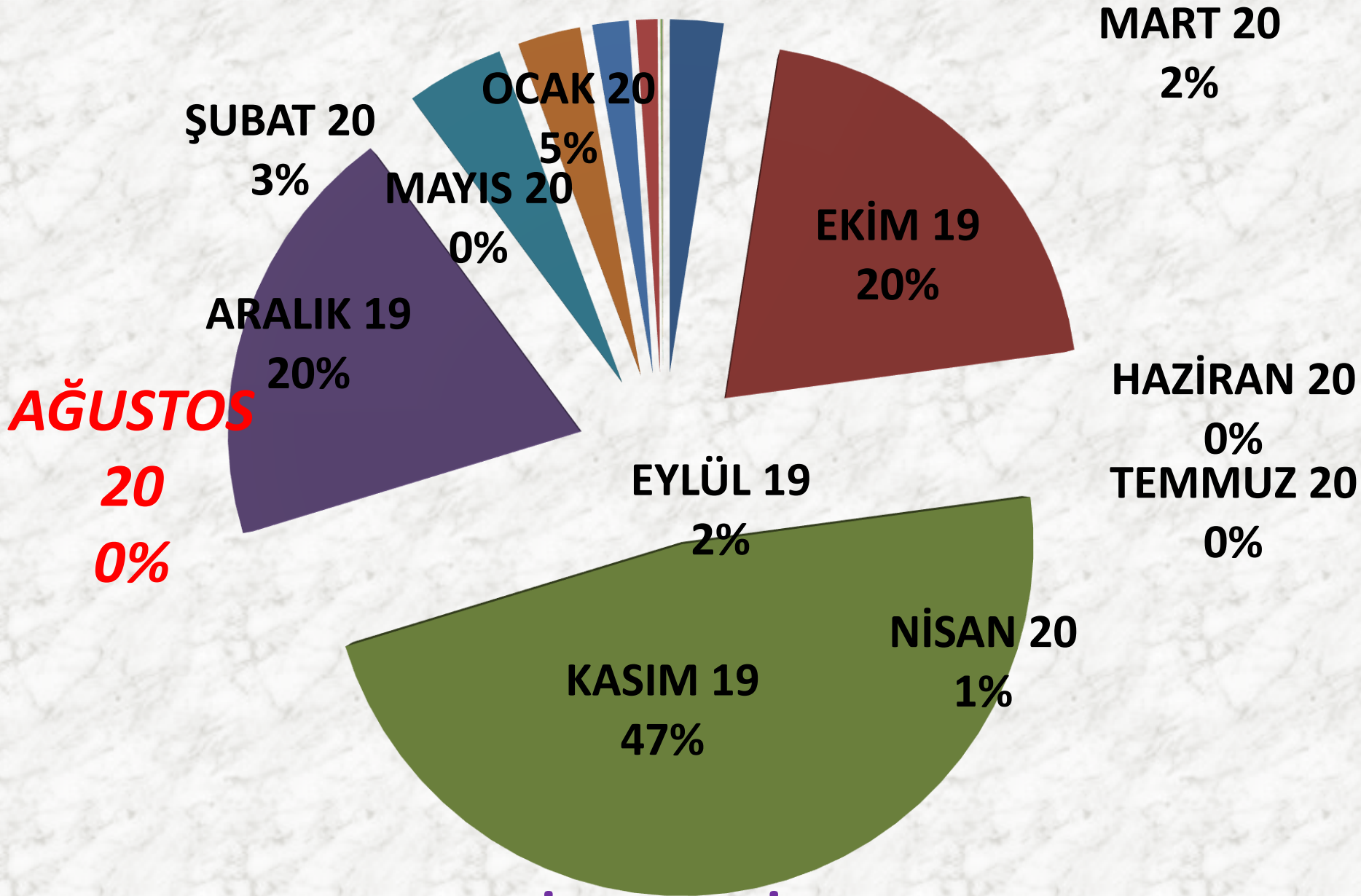


# AYLIK MISIR DANE FİYAT TRENDİ (TL)



# AYLIK MISIR DANE İŞLEM MİKTARI (TON)

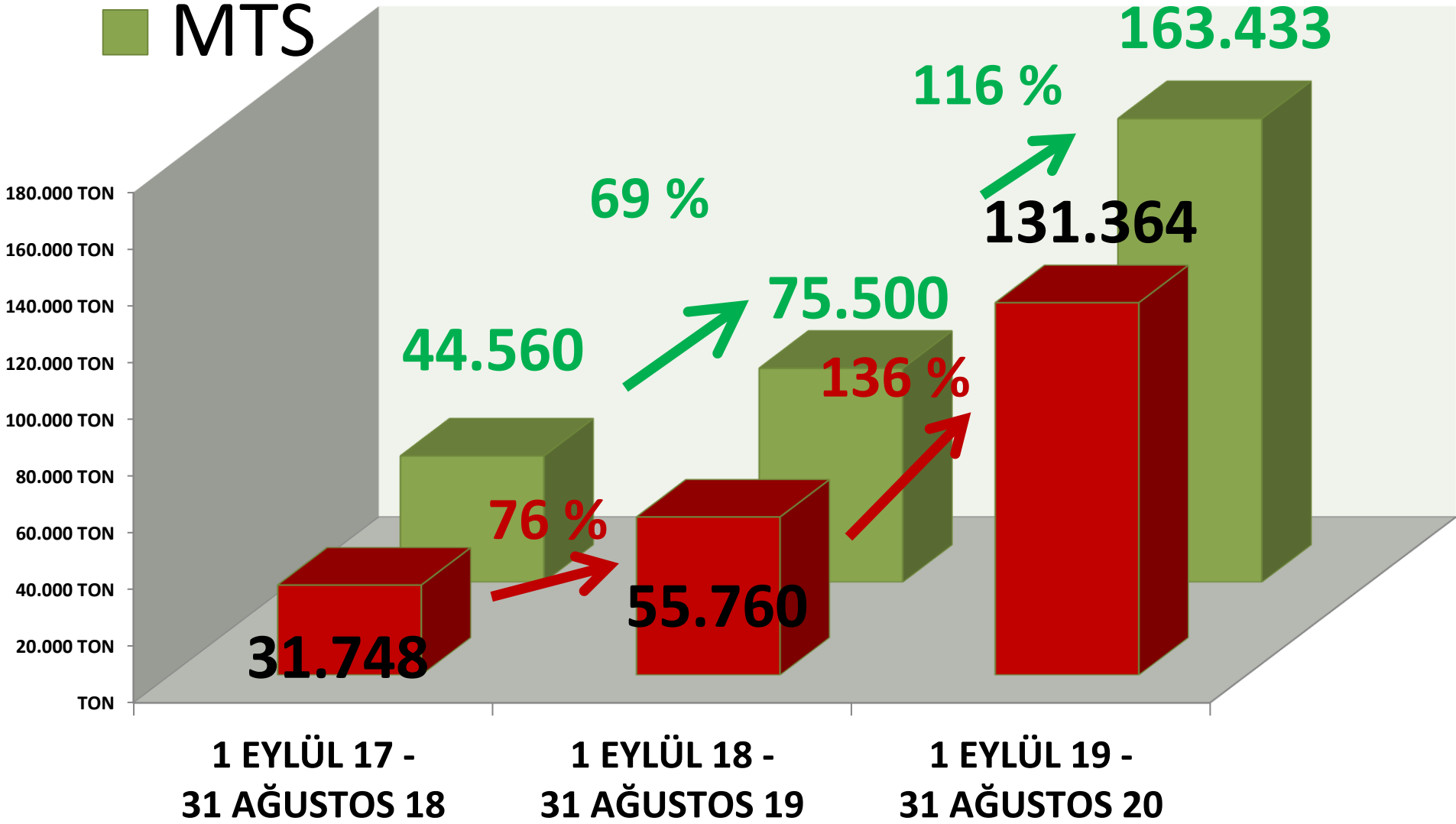




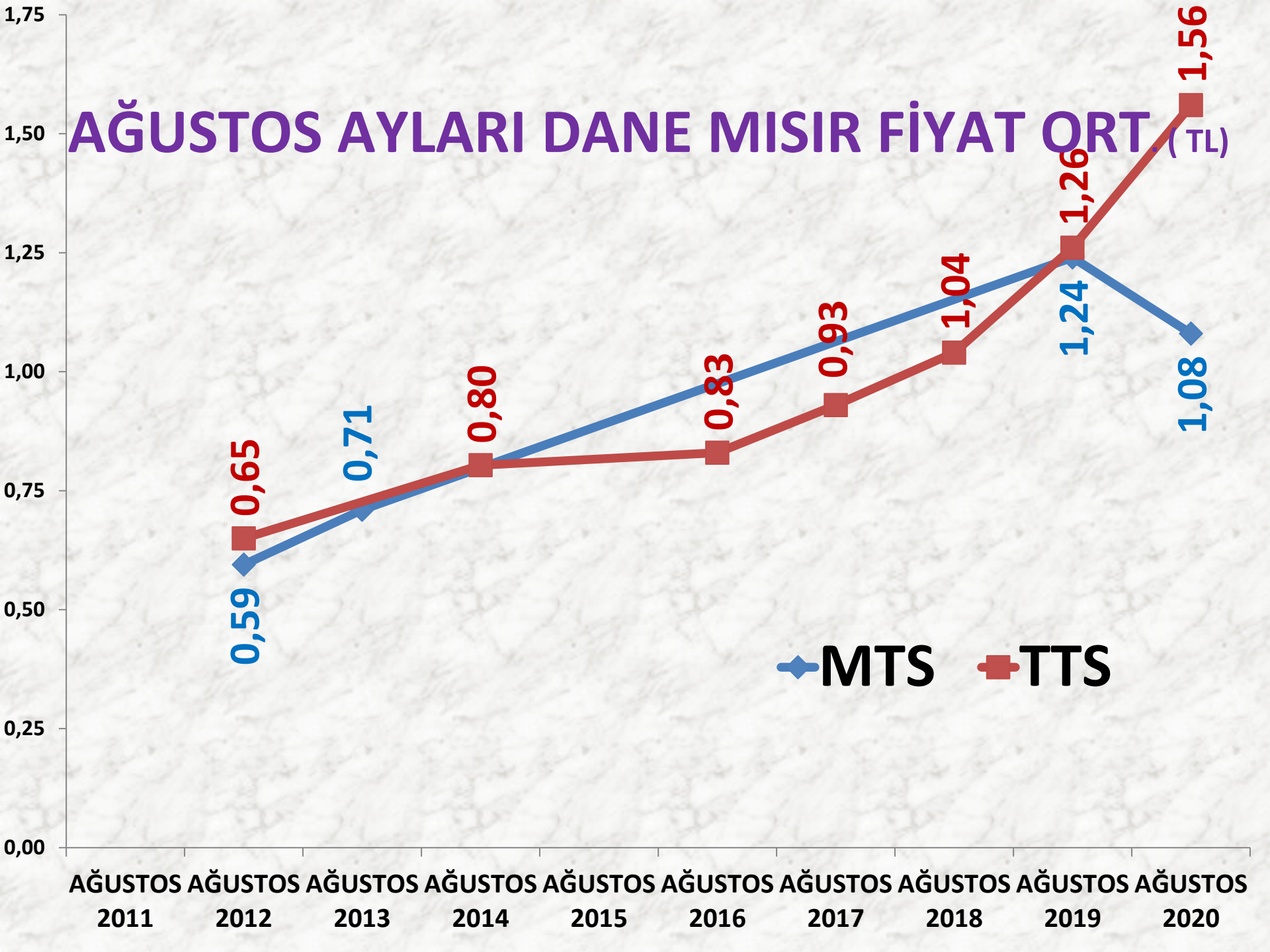
## MISIR DANE MTS İŞLEM MİKTARI ORANLARI

# TTS YILLIK MISIR DANE İŞLEM MİKTARI (TON)

■ MTS



# AĞUSTOS AYLARI DANE MISIR FİYAT ORT (TL)



# NOHUT

| <b>İŞLEM HACMI<br/>(TON)</b> | <b>2018 AĞUSTOS</b> | <b>2019 AĞUSTOS</b> |         | <b>2020 AĞUSTOS</b> |         |
|------------------------------|---------------------|---------------------|---------|---------------------|---------|
| <i>MTS</i>                   | -                   | -                   | 142 TON | 56%                 | 222 TON |
| <i>TTS</i>                   | 131 TON             | 152%                | 329 TON | -73%                | 89 TON  |

| <b>EN AZ FİYAT</b> | <b>2018 AĞUSTOS</b> | <b>2019 AĞUSTOS</b> |         | <b>2020 AĞUSTOS</b> |         |
|--------------------|---------------------|---------------------|---------|---------------------|---------|
| MTS                | -                   | -                   | 2,56 TL | 37%                 | 3,50 TL |
| TTS                | 1,90 TL             | -47%                | 1,00 TL | 75%                 | 1,75 TL |

| <b>EN ÇOK FİYAT</b> | <b>2018 AĞUSTOS</b> | <b>2019 AĞUSTOS</b> |         | <b>2020 AĞUSTOS</b> |         |
|---------------------|---------------------|---------------------|---------|---------------------|---------|
| MTS                 | -                   | -                   | 5,36 TL | 76%                 | 9,43 TL |
| TTS                 | 8,00 TL             | 13%                 | 9,00 TL | -6%                 | 8,47 TL |

| <b>ORT. FİYAT</b> | <b>2018 AĞUSTOS</b> | <b>2019 AĞUSTOS</b> |         | <b>2020 AĞUSTOS</b> |         |
|-------------------|---------------------|---------------------|---------|---------------------|---------|
| MTS               | -                   | -                   | 4,08 TL | 62%                 | 6,59 TL |
| TTS               | 4,01 TL             | 3%                  | 4,14 TL | -18%                | 3,42 TL |

# NOHUT NATUREL

| İŞLEM HACMI<br>(TON) | 2018 AĞUSTOS | 2019 AĞUSTOS |         | 2020 AĞUSTOS |        |
|----------------------|--------------|--------------|---------|--------------|--------|
| MTS                  | -            | -            | 74 TON  | 19%          | 88 TON |
| TTS                  | 27 TON       | 703%         | 217 TON | -71%         | 64 TON |

| EN AZ FİYAT | 2018 AĞUSTOS | 2019 AĞUSTOS |         | 2020 AĞUSTOS |         |
|-------------|--------------|--------------|---------|--------------|---------|
| MTS         | -            | -            | 2,56 TL | 37%          | 3,50 TL |
| TTS         | 6,00 TL      | -43%         | 3,40 TL | 3%           | 3,50 TL |

| EN ÇOK FİYAT | 2018 AĞUSTOS | 2019 AĞUSTOS |         | 2020 AĞUSTOS |         |
|--------------|--------------|--------------|---------|--------------|---------|
| MTS          | -            | -            | 4,36 TL | 15%          | 5,00 TL |
| TTS          | 7,20 TL      | -42%         | 4,20 TL | 0%           | 4,20 TL |

| ORT. FİYAT | 2018 AĞUSTOS | 2019 AĞUSTOS |         | 2020 AĞUSTOS |         |
|------------|--------------|--------------|---------|--------------|---------|
| MTS        | -            | -            | 2,90 TL | 177%         | 8,05 TL |
| TTS        | 6,31 TL      | -40%         | 3,78 TL | -10%         | 3,42 TL |

# NOHUT - ELENMİŞ

| <b>İŞLEM HACMİ<br/>(TON)</b> | <b>2018 AĞUSTOS</b> | <b>2019 AĞUSTOS</b> |        | <b>2020 AĞUSTOS</b> |         |
|------------------------------|---------------------|---------------------|--------|---------------------|---------|
| <i>MTS</i>                   | -                   | -                   | 69 TON | 95%                 | 134 TON |
| <i>TTS</i>                   | 13 TON              | 287%                | 50 TON | -98%                | 1 TON   |

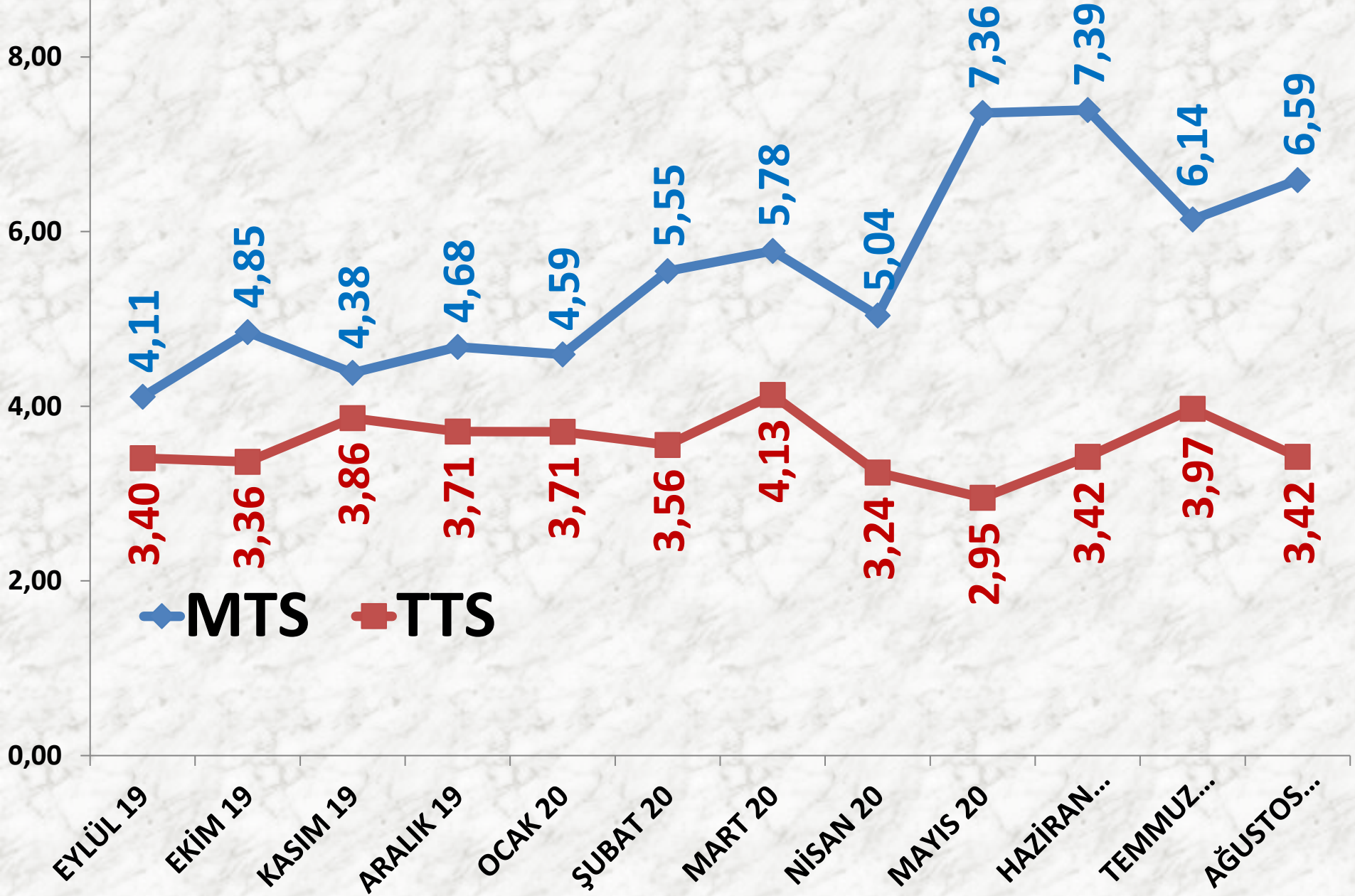
| <b>EN AZ FİYAT</b> | <b>2018 AĞUSTOS</b> | <b>2019 AĞUSTOS</b> |         | <b>2020 AĞUSTOS</b> |         |
|--------------------|---------------------|---------------------|---------|---------------------|---------|
| MTS                | -                   | -                   | 5,24 TL | 7%                  | 5,63 TL |
| TTS                | 8,00 TL             | 6%                  | 8,50 TL | 0%                  | 8,47 TL |

| <b>EN ÇOK FİYAT</b> | <b>2018 AĞUSTOS</b> | <b>2019 AĞUSTOS</b> |         | <b>2020 AĞUSTOS</b> |         |
|---------------------|---------------------|---------------------|---------|---------------------|---------|
| MTS                 | -                   | -                   | 5,36 TL | 76%                 | 9,43 TL |
| TTS                 | 8,00 TL             | 13%                 | 9,00 TL | -6%                 | 8,47 TL |

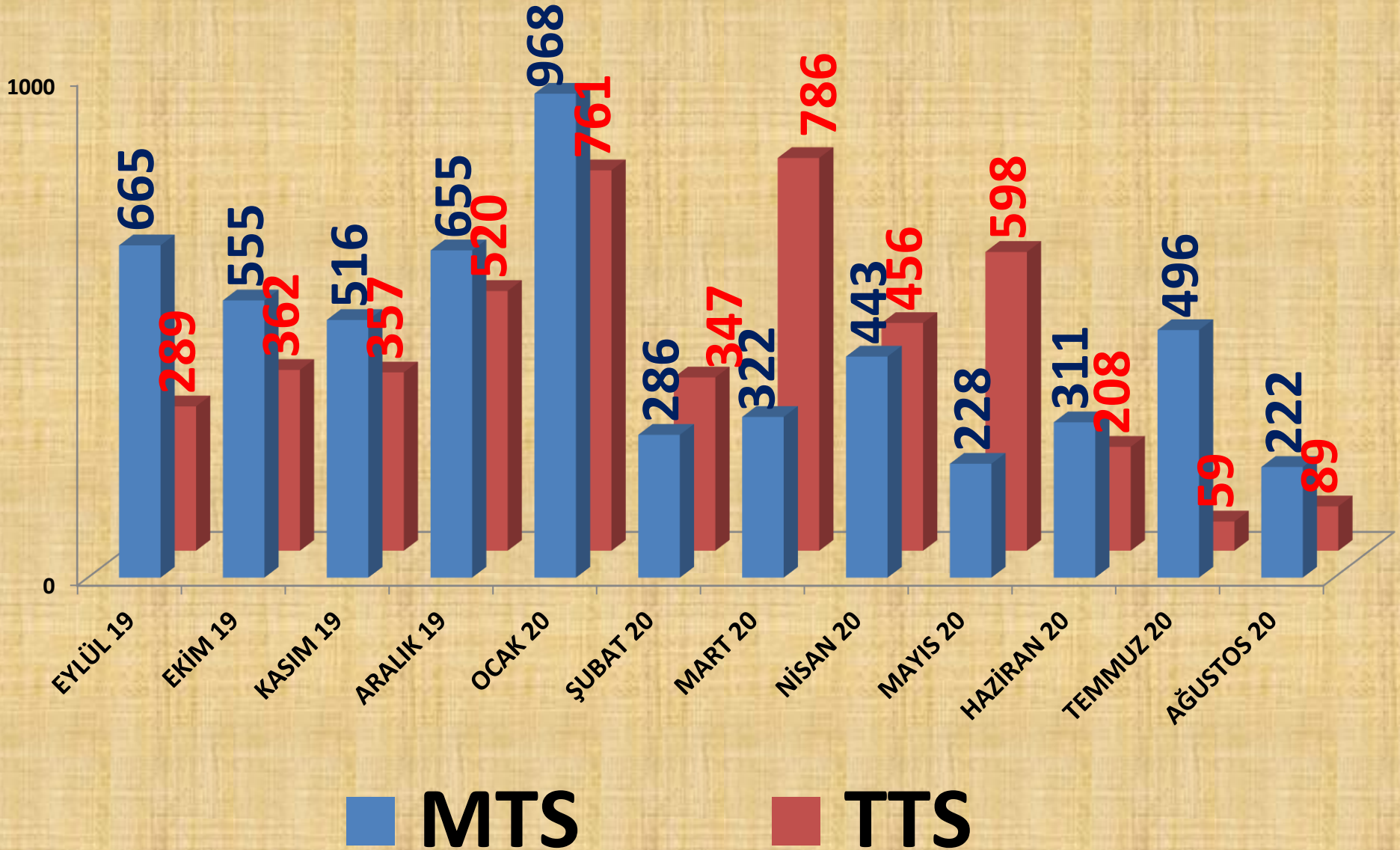
| <b>ORT. FİYAT</b> | <b>2018 AĞUSTOS</b> | <b>2019 AĞUSTOS</b> |         | <b>2020 AĞUSTOS</b> |         |
|-------------------|---------------------|---------------------|---------|---------------------|---------|
| MTS               | -                   | -                   | 5,34 TL | -18%                | 4,39 TL |
| TTS               | 8,00 TL             | 11%                 | 8,86 TL | -4%                 | 8,47 TL |

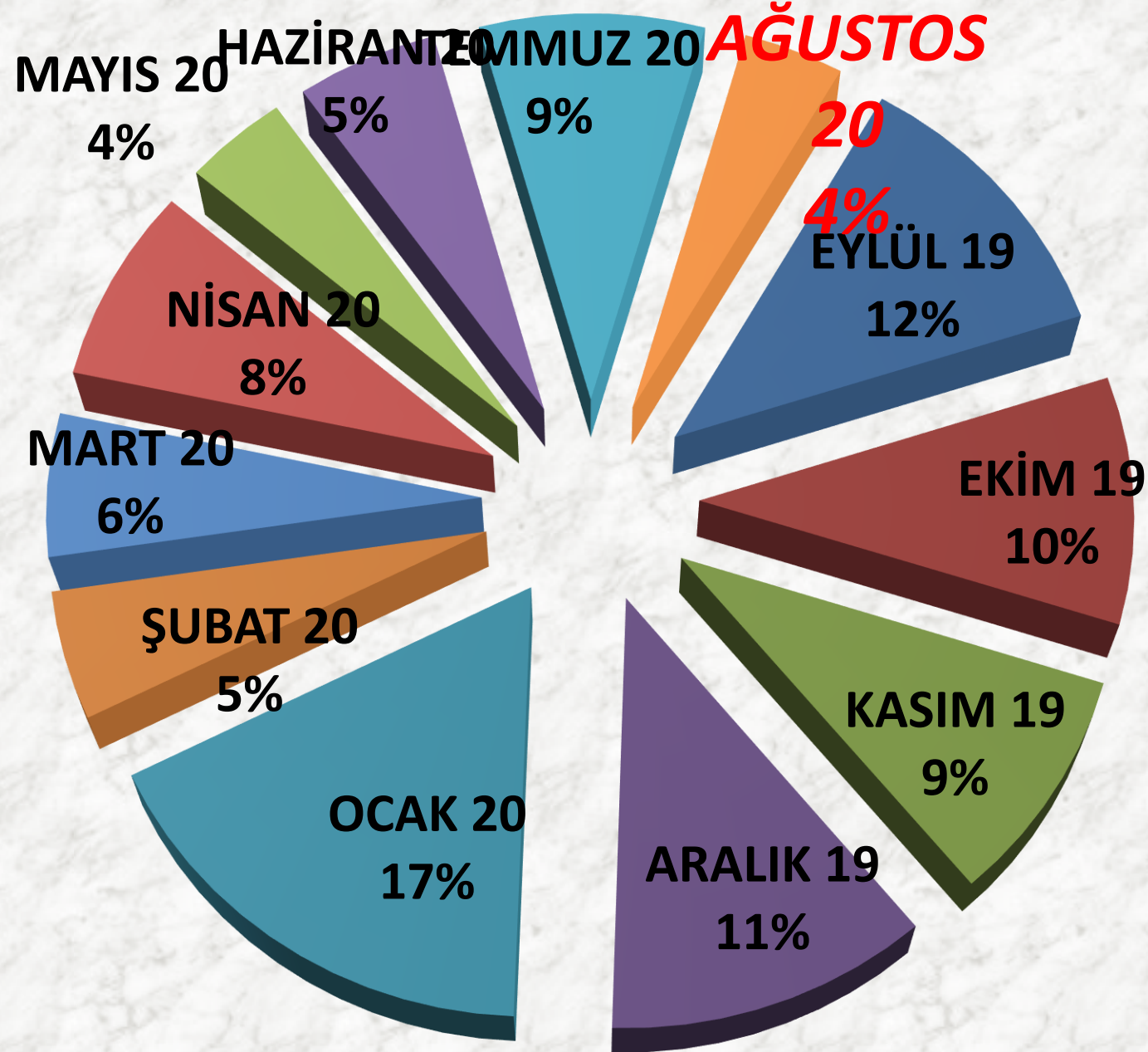


# AYLIK NOHUT FİYAT TRENDİ (TL)



# AYLIK NOHUT İŞLEM MİKTARI (TON)



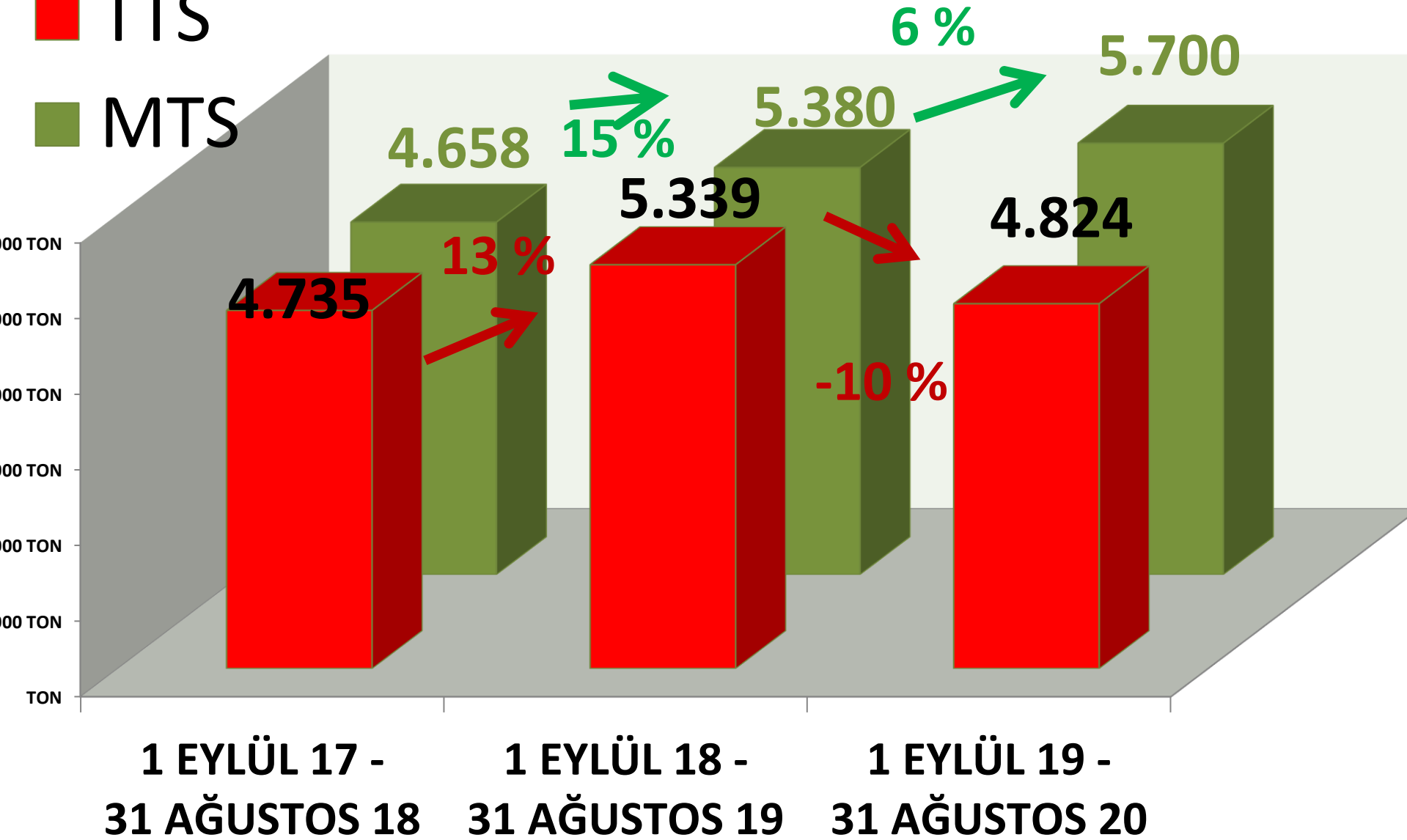


**AYLIK NOHUT MTS İŞLEM MİKTARI ORANLARI**

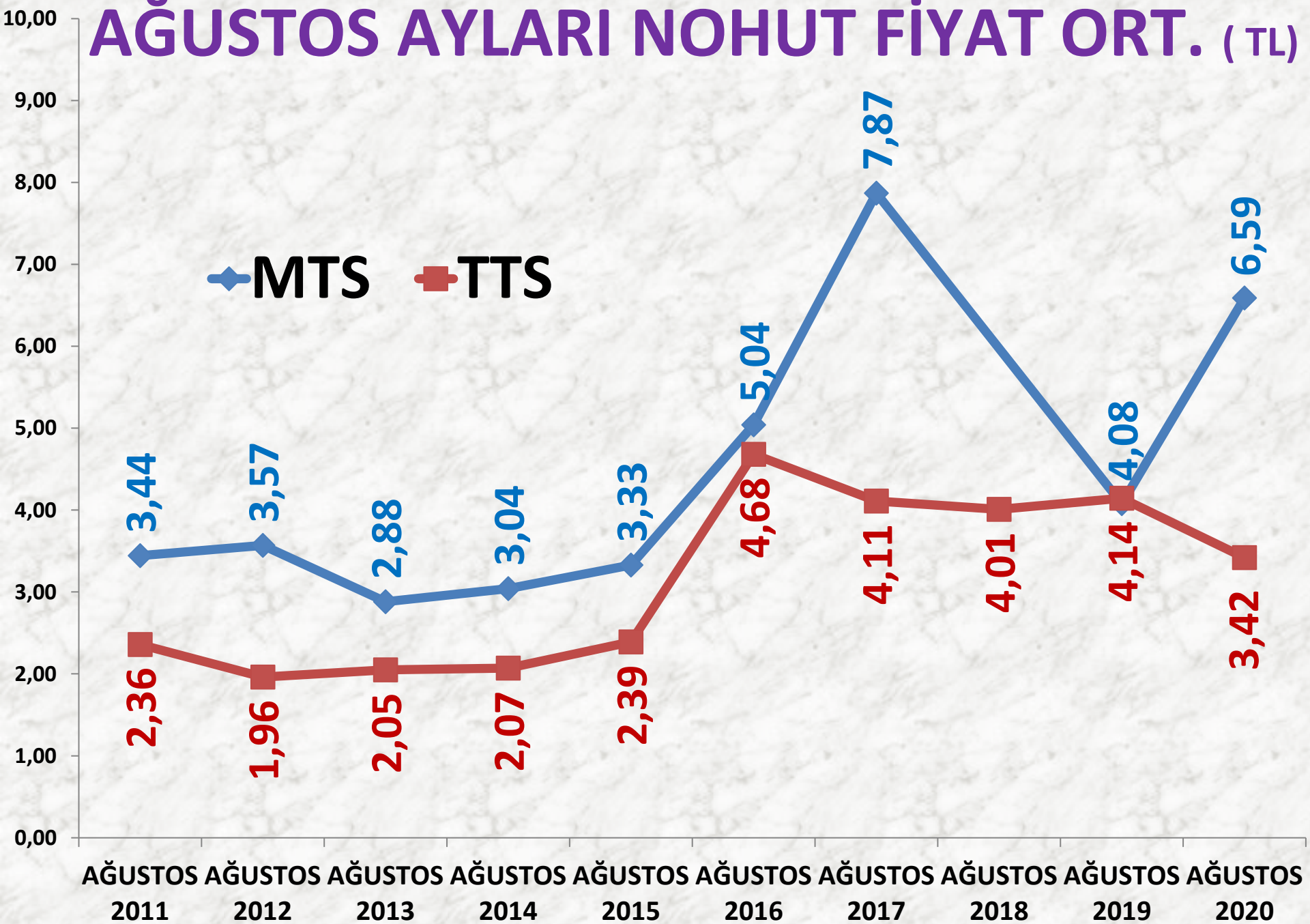
# YILLIK TOPLAM NOHUT İŞLEM MİKTARI (TON)

■ TTS

■ MTS



# AĞUSTOS AYLARI NOHUT FİYAT ORT. (TL)



# BEYAZ LEBLEBİ

## LEBLEBİ BEYAZ 8,50 mm

| İŞLEM MİKTARI(TON) | 2018 AĞUSTOS | 2019 AĞUSTOS |       | 2020 AĞUSTOS |       |
|--------------------|--------------|--------------|-------|--------------|-------|
| TTS                | 41 TON       | -79%         | 9 TON | -65%         | 3 TON |

## LEBLEBİ BEYAZ 9 mm

| İŞLEM MİKTARI (TON) | 2018 AĞUSTOS | 2019 AĞUSTOS |        | 2020 AĞUSTOS |        |
|---------------------|--------------|--------------|--------|--------------|--------|
| TTS                 | 81 TON       | -59%         | 33 TON | 37%          | 45 TON |

# BEYAZ LEBLEBİ

## LEBLEBİ BEYAZ 9+ 9,50 mm

| İŞLEM MİKTARI<br>(TON) | 2018 AĞUSTOS | 2019 AĞUSTOS |         | 2020 AĞUSTOS |         |
|------------------------|--------------|--------------|---------|--------------|---------|
| TTS                    | 21 TON       | 462%         | 118 TON | -9%          | 107 TON |

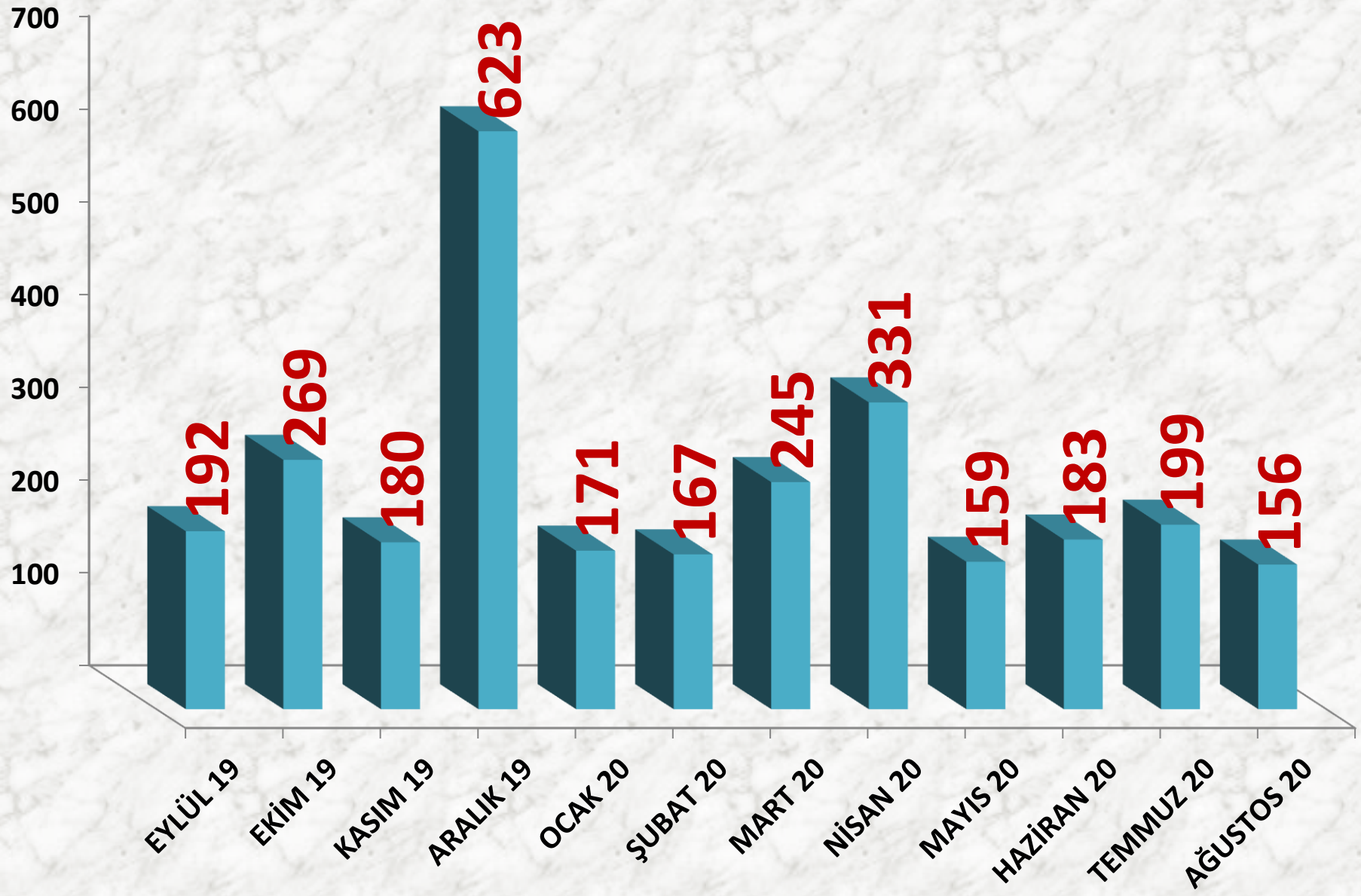
## LEBLEBİ BEYAZ Elenti

| İŞLEM MİKTARI<br>(TON) | 2018 AĞUSTOS | 2019 AĞUSTOS |       | 2020 AĞUSTOS |   |
|------------------------|--------------|--------------|-------|--------------|---|
| TTS                    | 32 TON       | -89%         | 4 TON | -100%        | - |

## LEBLEBİ BEYAZ TOPLAM

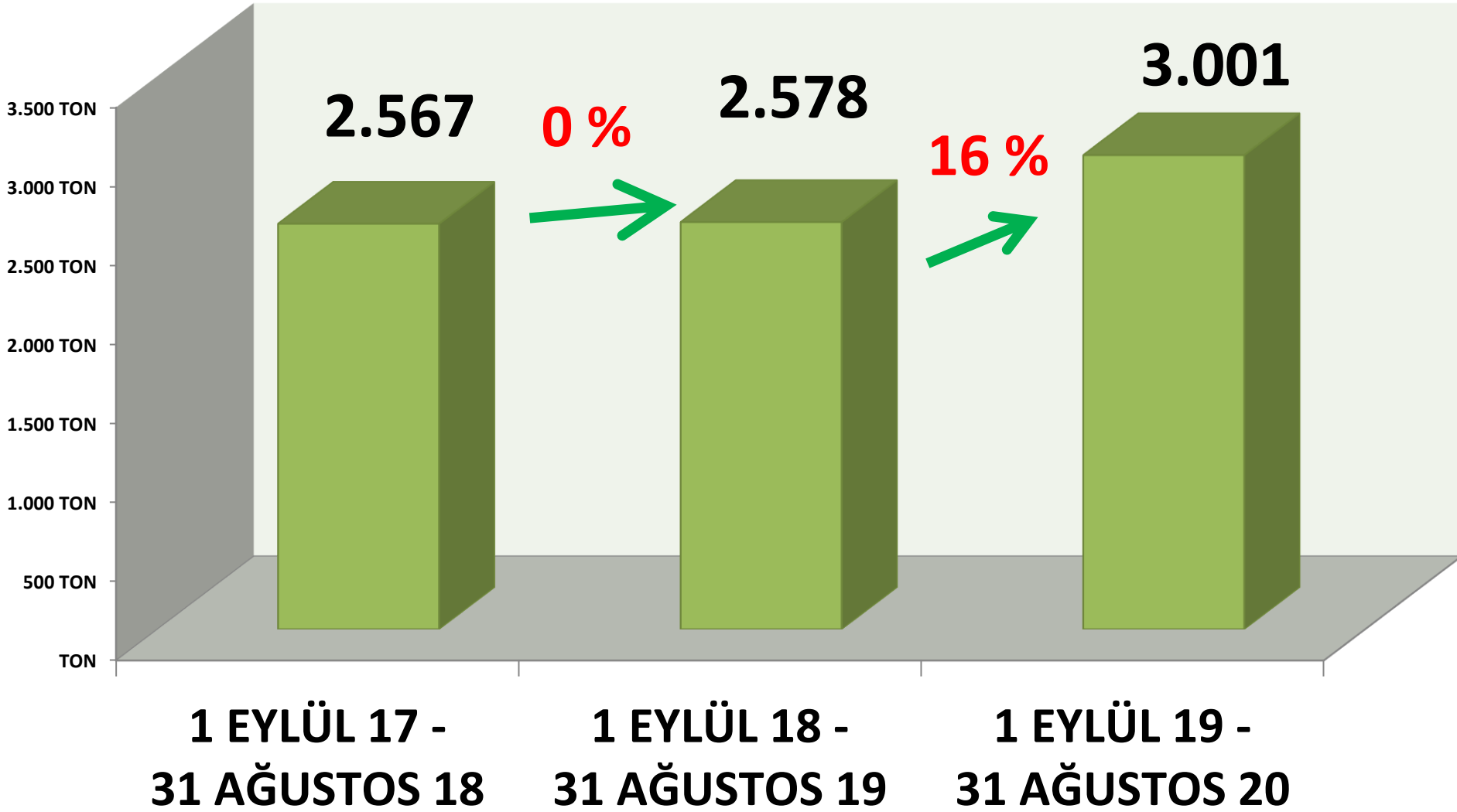
| <u>İŞLEM MİKTARI</u><br><u>(TON)</u> | <u>2018 AĞUSTOS</u> | <u>2019 AĞUSTOS</u> |                | <u>2020 AĞUSTOS</u> |                |
|--------------------------------------|---------------------|---------------------|----------------|---------------------|----------------|
| <u>TTS</u>                           | <u>175 TON</u>      | -7%                 | <u>163 TON</u> | -5%                 | <u>156 TON</u> |

# Leblebi Beyaz İşlem Miktarı (Ton)





# YILLIK TOPLAM BEYAZ LEBLEBİ İŞLEM MİKTARI (TON)



## LEBLEBİ BEYAZ 8,50 mm FİYATLARI

|          | 2018 AĞUSTOS | 2019 AĞUSTOS |         | 2020 AĞUSTOS |         |
|----------|--------------|--------------|---------|--------------|---------|
| EN AZ    | 7,10 TL      | 3%           | 7,30 TL | 3%           | 7,50 TL |
| EN ÇOK   | 10,00 TL     | -21%         | 7,92 TL | -2%          | 7,80 TL |
| ORTALAMA | 8,40 TL      | -11%         | 7,44 TL | 3%           | 7,63 TL |

## LEBLEBİ BEYAZ 9 mm FİYATLARI

|          | 2018 AĞUSTOS | 2019 AĞUSTOS |          | 2020 AĞUSTOS |          |
|----------|--------------|--------------|----------|--------------|----------|
| EN AZ    | 11,50 TL     | 4%           | 12,00 TL | 8%           | 13,00 TL |
| EN ÇOK   | 20,00 TL     | -30%         | 14,00 TL | 21%          | 17,00 TL |
| ORTALAMA | 12,08 TL     | 12%          | 13,58 TL | 5%           | 14,23 TL |

## LEBLEBİ BEYAZ 9+ 9,50 mm FİYATLARI

|          | 2018 AĞUSTOS | 2019 AĞUSTOS |          | 2020 AĞUSTOS |          |
|----------|--------------|--------------|----------|--------------|----------|
| EN AZ    | 10,00 TL     | -12%         | 8,81 TL  | -9%          | 8,00 TL  |
| EN ÇOK   | 11,50 TL     | 4%           | 12,00 TL | -8%          | 11,00 TL |
| ORTALAMA | 11,16 TL     | -10%         | 10,06 TL | -20%         | 8,09 TL  |

## LEBLEBİ BEYAZ ELENTİ FİYATLARI

|          | 2018 AĞUSTOS | 2019 AĞUSTOS |         | 2020 AĞUSTOS |   |
|----------|--------------|--------------|---------|--------------|---|
| ORTALAMA | 2,20 TL      | -54%         | 1,02 TL | -            | - |

# SARI LEBLEBİ

## LEBLEBİ SARI 9 mm

| İŞLEM MİKTARI (TON) | 2018 AĞUSTOS | 2019 AĞUSTOS |         | 2020 AĞUSTOS |         |
|---------------------|--------------|--------------|---------|--------------|---------|
| TTS                 | 132 TON      | 250%         | 462 TON | -69%         | 144 TON |

## LEBLEBİ SARI 9,50 mm

| İŞLEM MİKTARI (TON) | 2018 AĞUSTOS | 2019 AĞUSTOS |         | 2020 AĞUSTOS |         |
|---------------------|--------------|--------------|---------|--------------|---------|
| TTS                 | 146 TON      | 104%         | 298 TON | 143%         | 724 TON |

## LEBLEBİ SARI 9,75 mm

| İŞLEM MİKTARI (TON) | 2018 AĞUSTOS | 2019 AĞUSTOS |        | 2020 AĞUSTOS |         |
|---------------------|--------------|--------------|--------|--------------|---------|
| TTS                 | 44 TON       | 122%         | 98 TON | 288%         | 380 TON |

## LEBLEBİ SARI 10 mm

| İŞLEM MİKTARI<br>(TON) | 2018 AĞUSTOS | 2019 AĞUSTOS |         | 2020 AĞUSTOS |         |
|------------------------|--------------|--------------|---------|--------------|---------|
| TTS                    | 125 TON      | 12%          | 141 TON | 24%          | 174 TON |

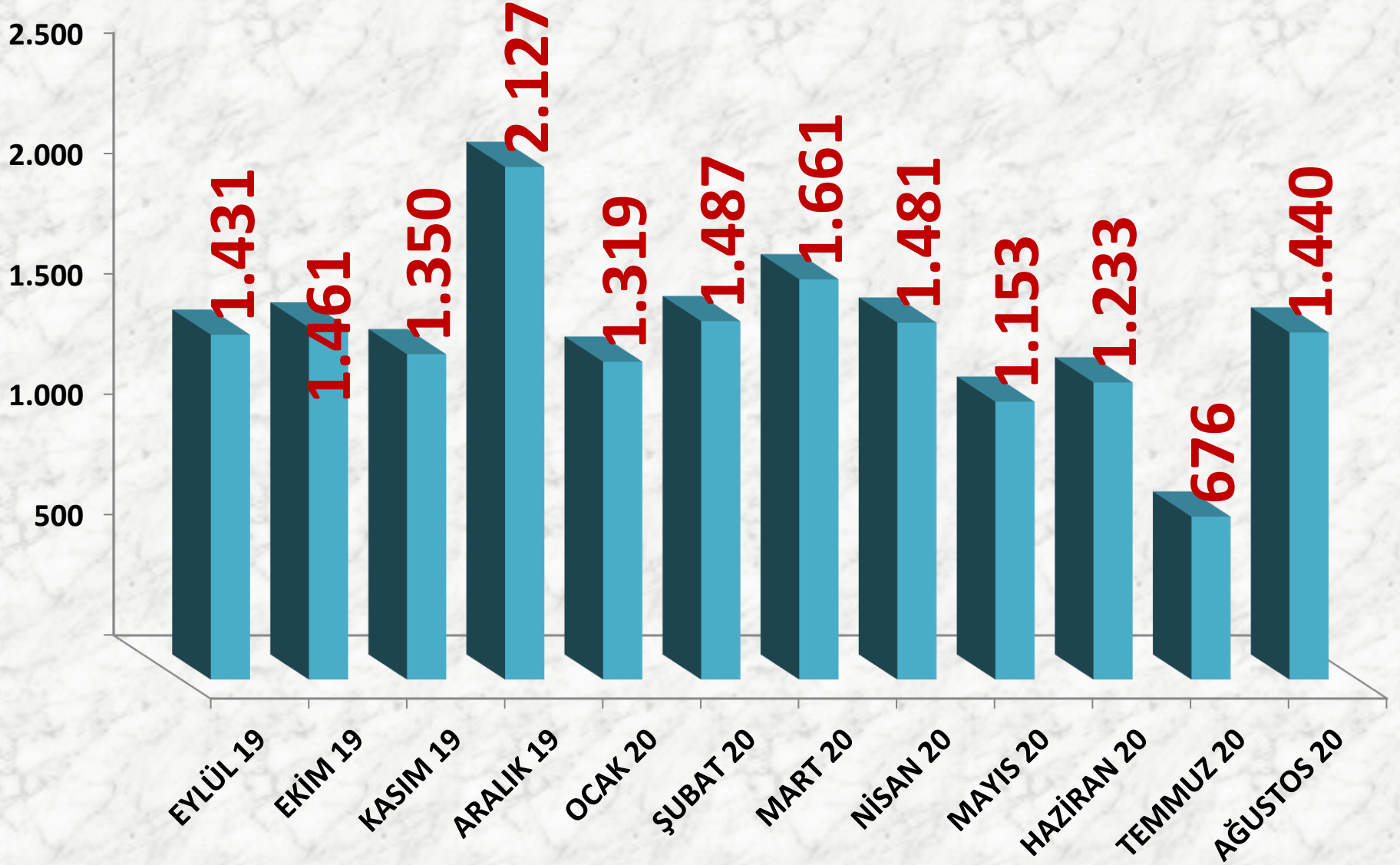
## LEBLEBİ SARI Kalburaltı

| İŞLEM MİKTARI<br>(TON) | 2018 AĞUSTOS | 2019 AĞUSTOS |        | 2020 AĞUSTOS |        |
|------------------------|--------------|--------------|--------|--------------|--------|
| TTS                    | 789 TON      | -98%         | 19 TON | -7%          | 18 TON |

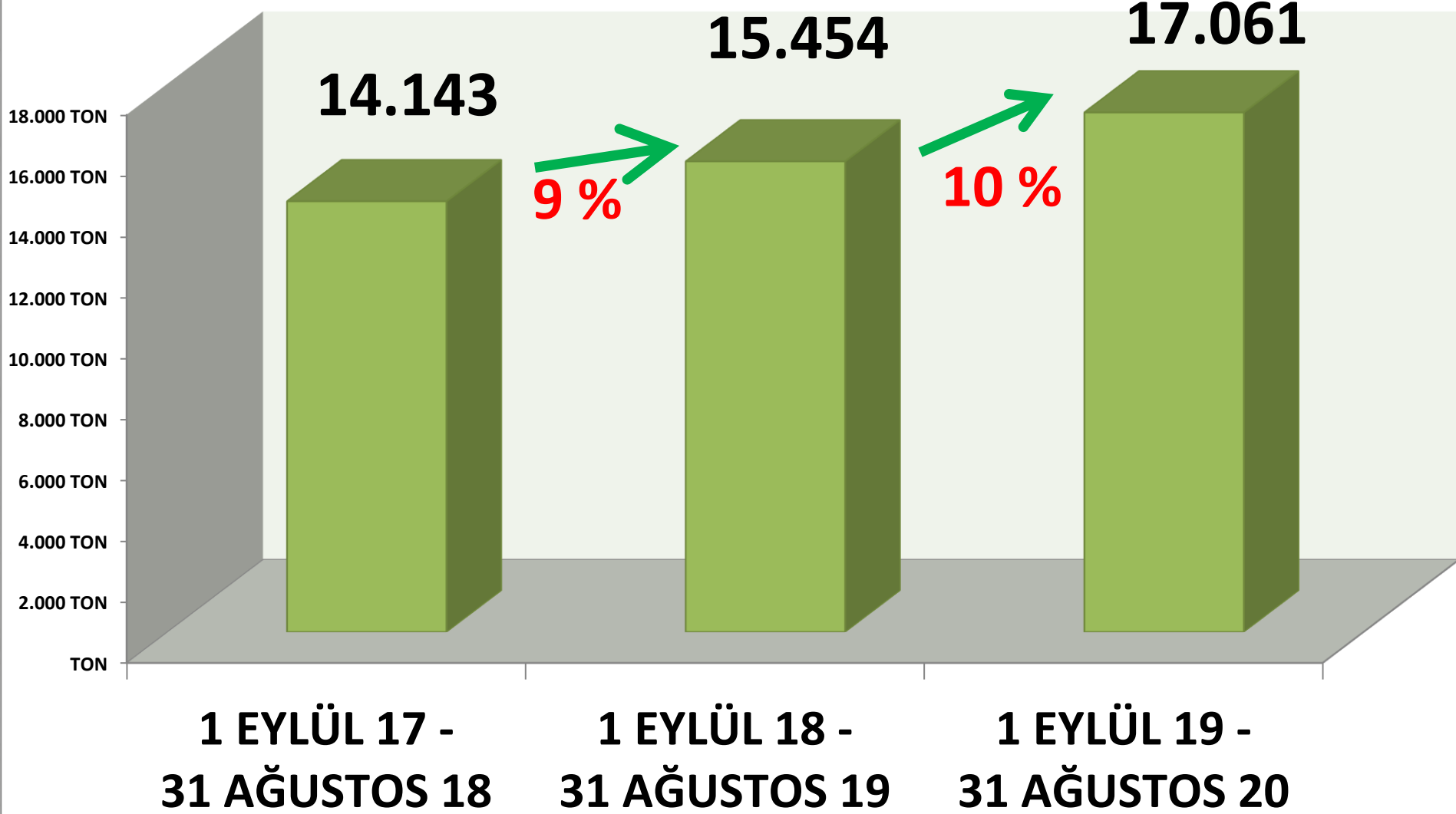
## LEBLEBİ SARI TOPLAM

| İŞLEM MİKTARI<br>(TON) | <u>2018 AĞUSTOS</u> | <u>2019 AĞUSTOS</u> |                  | <u>2020 AĞUSTOS</u> |                  |
|------------------------|---------------------|---------------------|------------------|---------------------|------------------|
| <u>TTS</u>             | <u>1.236 TON</u>    | -18%                | <u>1.018 TON</u> | 41%                 | <u>1.440 TON</u> |

# Leblebi Sarı İşlem Miktarı (Ton)



# YILLIK TOPLAM SARI LEBLEBİ İŞLEM MİKTARI (TON)



## LEBLEBİ SARI 9 mm FİYATLARI

|          | 2018 AĞUSTOS | 2019 AĞUSTOS |         | 2020 AĞUSTOS |         |
|----------|--------------|--------------|---------|--------------|---------|
| EN AZ    | 9,00 TL      | -44%         | 5,00 TL | 10%          | 5,50 TL |
| EN ÇOK   | 11,00 TL     | -27%         | 8,00 TL | -13%         | 7,00 TL |
| ORTALAMA | 10,28 TL     | -31%         | 7,07 TL | -9%          | 6,46 TL |

## LEBLEBİ SARI 9,50 mm FİYATLARI

|          | 2018 AĞUSTOS | 2019 AĞUSTOS |          | 2020 AĞUSTOS |         |
|----------|--------------|--------------|----------|--------------|---------|
| EN AZ    | 11,00 TL     | -27%         | 8,00 TL  | -11%         | 7,14 TL |
| EN ÇOK   | 13,00 TL     | -23%         | 10,00 TL | -10%         | 9,00 TL |
| ORTALAMA | 11,36 TL     | -22%         | 8,87 TL  | -9%          | 8,09 TL |

## LEBLEBİ SARI 9,75 mm FİYATLARI

|          | 2018 AĞUSTOS | 2019 AĞUSTOS |          | 2020 AĞUSTOS |          |
|----------|--------------|--------------|----------|--------------|----------|
| EN AZ    | 13,00 TL     | -23%         | 10,00 TL | -10%         | 9,00 TL  |
| EN ÇOK   | 14,00 TL     | -21%         | 11,00 TL | 0%           | 11,00 TL |
| ORTALAMA | 13,03 TL     | -19%         | 10,52 TL | -5%          | 9,97 TL  |



## LEBLEBİ SARI 10 mm FİYATLARI

|          | 2018 AĞUSTOS | 2019 AĞUSTOS |          | 2020 AĞUSTOS |          |
|----------|--------------|--------------|----------|--------------|----------|
| EN AZ    | 17,00 TL     | -35%         | 11,09 TL | -1%          | 11,00 TL |
| EN ÇOK   | 17,00 TL     | -15%         | 14,50 TL | -3%          | 14,00 TL |
| ORTALAMA | 17,00 TL     | -31%         | 11,81 TL | 4%           | 12,26 TL |

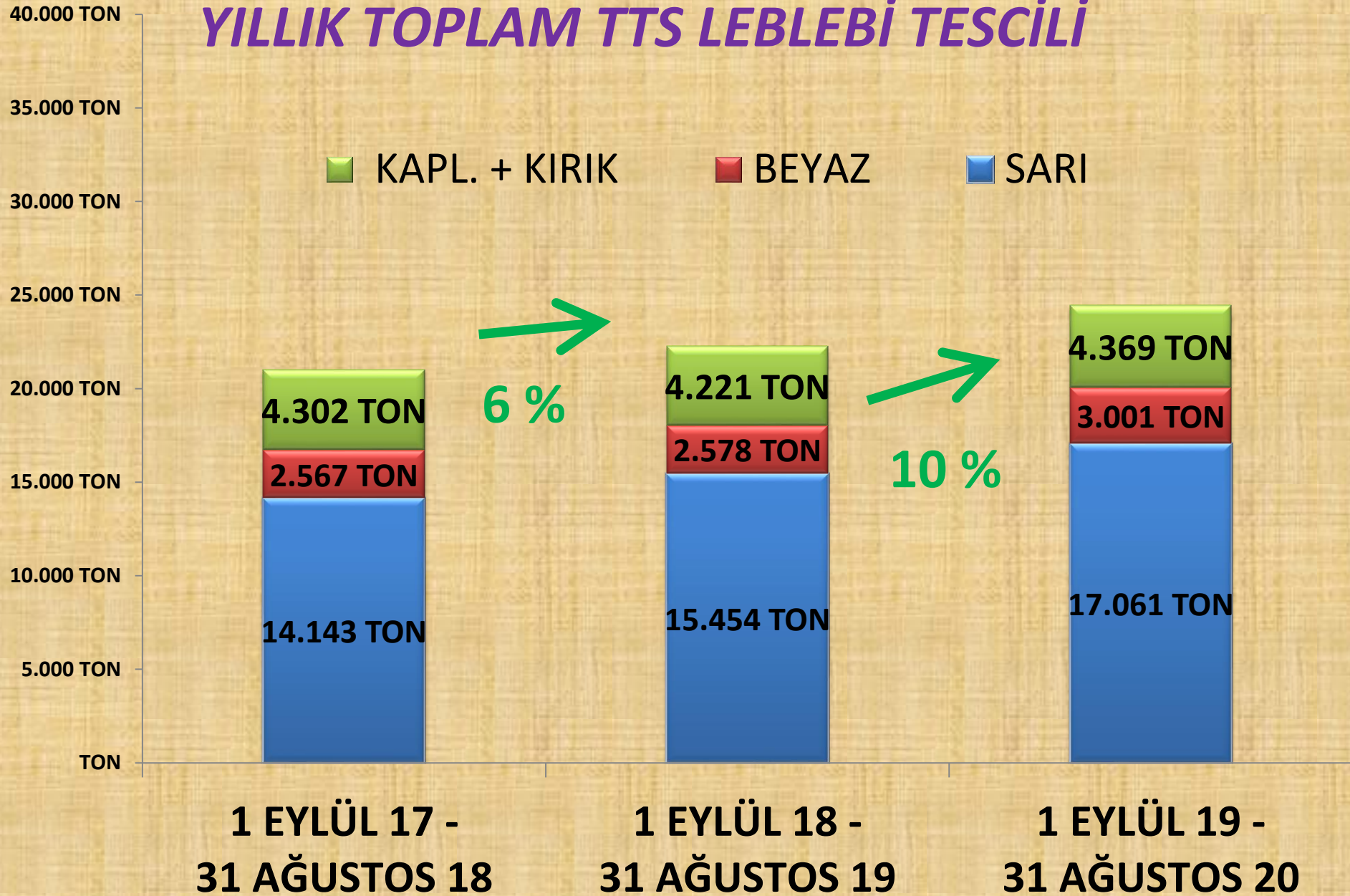
## LEBLEBİ SARI Kalburaltı FİYATLARI

|          | 2018 AĞUSTOS | 2019 AĞUSTOS |         | 2020 AĞUSTOS |         |
|----------|--------------|--------------|---------|--------------|---------|
| ORTALAMA | 7,17 TL      | -37%         | 4,50 TL | 5%           | 4,73 TL |

# YILLIK YURTIÇI TOPLAM LEBLEBİ İŞLEM MİKTARI

| MİKTAR                           | 1 EYLÜL 2017<br>31 AĞUSTOS 2018 | 1 EYLÜL 2018<br>31 AĞUSTOS 2019 | 1 EYLÜL 2019<br>31 AĞUSTOS 2020 |     |            |
|----------------------------------|---------------------------------|---------------------------------|---------------------------------|-----|------------|
| SARI                             | 14.143 TON                      | 9%                              | 15.454 TON                      | 10% | 17.061 TON |
| BEYAZ                            | 2.567 TON                       | 0%                              | 2.578 TON                       | 16% | 3.001 TON  |
| KAPL.+KIRIK                      | 4.302 TON                       | -2%                             | 4.221 TON                       | 4%  | 4.369 TON  |
| <b><u>LEBLEBİ<br/>TOPLAM</u></b> | 21.012 TON                      | 6%                              | 22.252 TON                      | 10% | 24.431 TON |

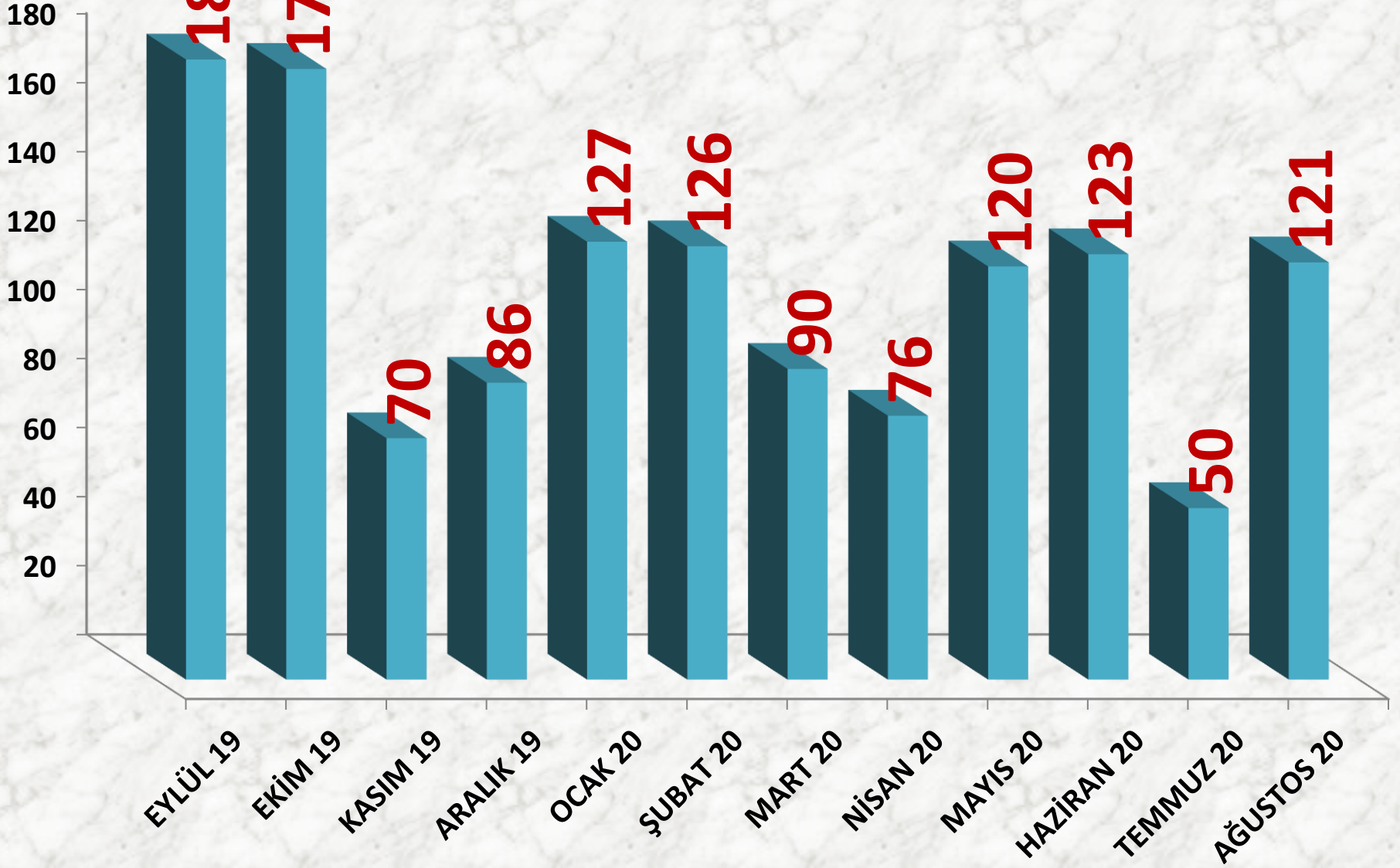
# YILLIK TOPLAM TTS LEBLEBİ TESCİLİ

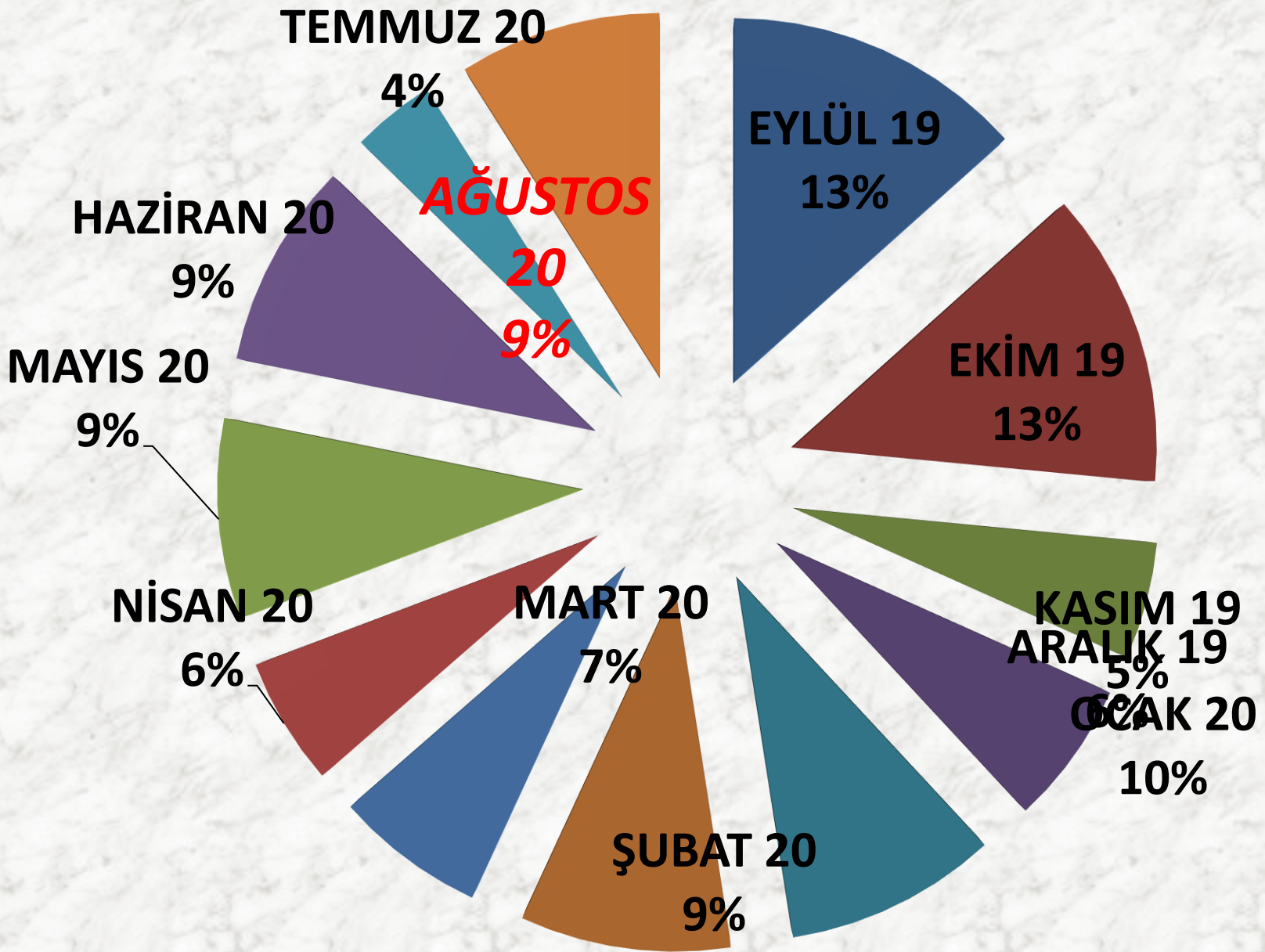


# LEBLEBİ İHRACAT MİKTARLARI

| 2018 AĞUSTOS         |                   | 2019 AĞUSTOS         |                   | 2020 AĞUSTOS         |                    |
|----------------------|-------------------|----------------------|-------------------|----------------------|--------------------|
| SARI LEBLEBİ         | 48.998 kg.        | SARI LEBLEBİ         | 18.878 kg.        | SARI LEBLEBİ         | 77.828 kg.         |
| BEYAZ LEBLEBİ        | 20.234 kg.        | BEYAZ LEBLEBİ        | 65.454 kg.        | BEYAZ LEBLEBİ        | 27.264 kg.         |
| KAPLAMALI LEBLEBİ    | 7.472 kg.         | KAPLAMALI LEBLEBİ    | 9.336 kg.         | KAPLAMALI LEBLEBİ    | 10.238 kg.         |
| KIRIK LEBLEBİ        | -                 | KIRIK LEBLEBİ        | 1.400 kg.         | KIRIK LEBLEBİ        | 1.000 kg.          |
| LEBLEBİ KALBURALTI   | 1.500 kg.         | LEBLEBİ KALBURALTI   | 1.800 kg.         | LEBLEBİ KALBURALTI   | 4.520 kg.          |
| LEBLEBİ UNU          | -                 | LEBLEBİ UNU          | -                 | LEBLEBİ UNU          | -                  |
| <b><u>TOPLAM</u></b> | <b>78.204 kg.</b> | <b><u>TOPLAM</u></b> | <b>96.868 kg.</b> | <b><u>TOPLAM</u></b> | <b>120.850 kg.</b> |

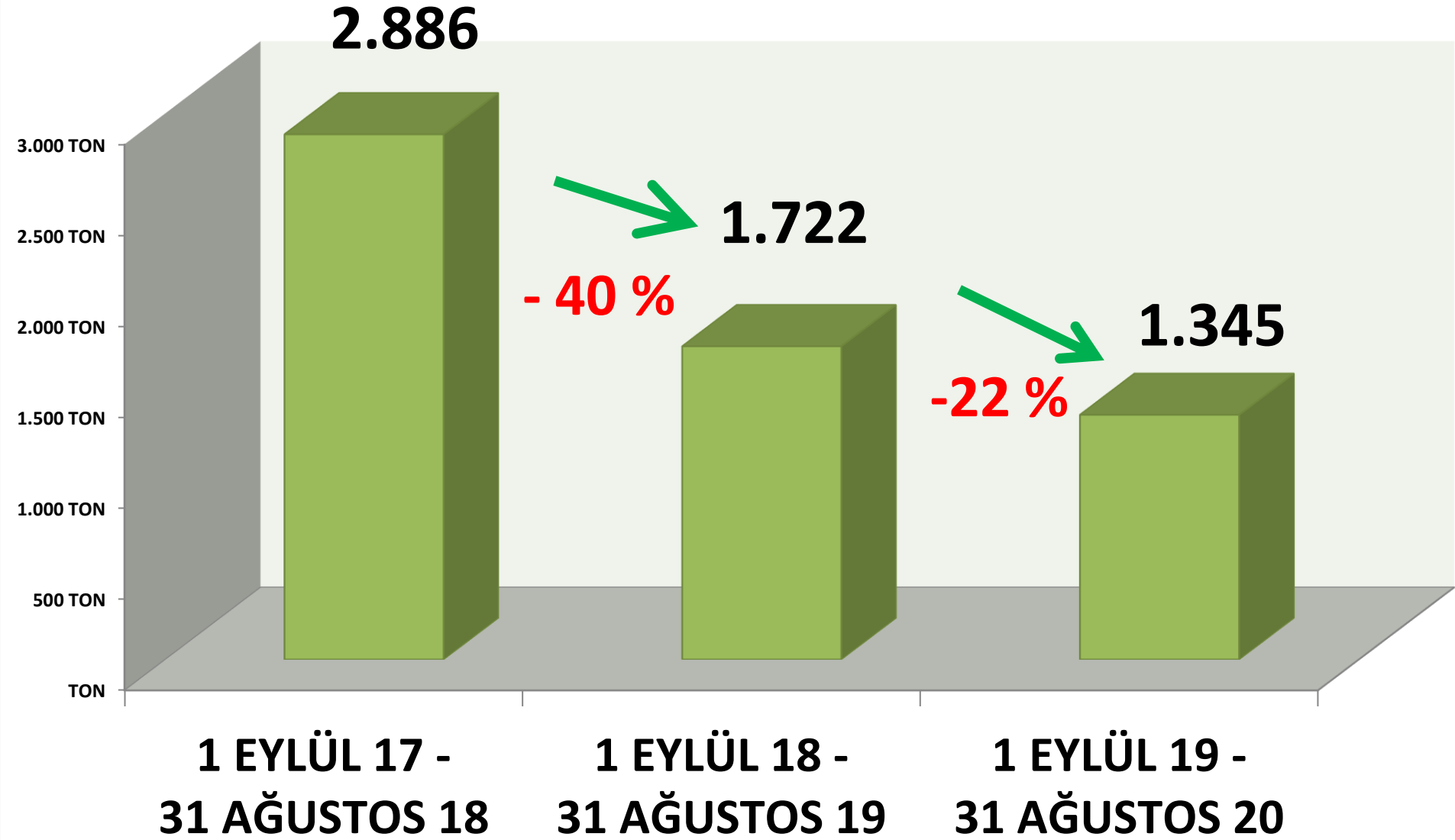
# Leblebi İhracat (Ton)





## AYLIK LEBLEBİ İHRACAT MİKTARI ORANLARI

# YILLIK TOPLAM LEBLEBİ İHRACAT MİKTARI (TON)



# AYÇEKİRDEĞİ

| İŞLEM MİKTARI<br>(TON) | 2018 AĞUSTOS | 2019 AĞUSTOS |          | 2020 AĞUSTOS |         |
|------------------------|--------------|--------------|----------|--------------|---------|
| MTS                    | 521 TON      | 216%         | 1647 TON | -75%         | 405 TON |
| TTS                    | 2394 TON     | -44%         | 1350 TON | -60%         | 535 TON |

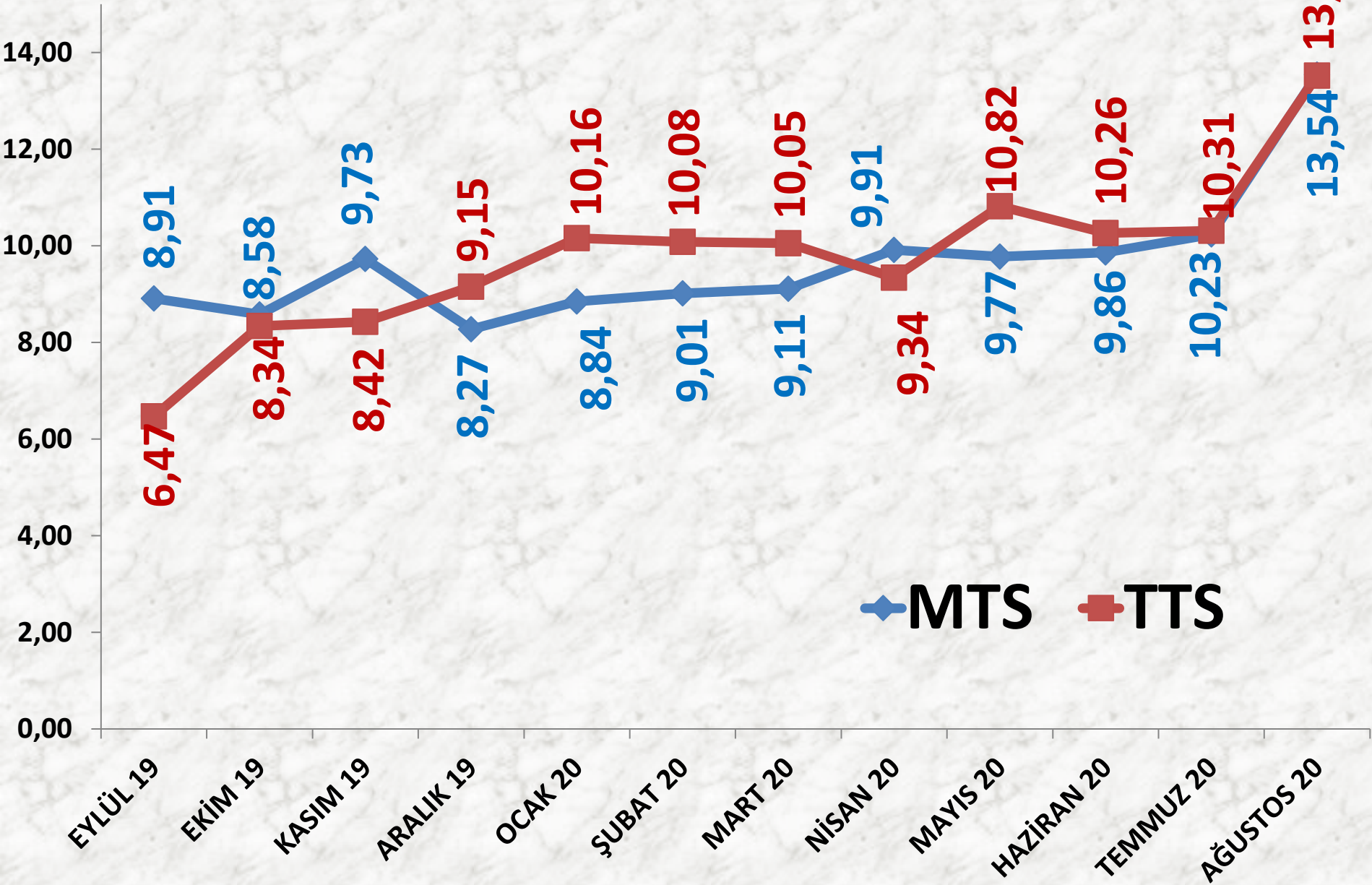
| EN AZ FİYAT | 2018 AĞUSTOS | 2019 AĞUSTOS |         | 2020 AĞUSTOS |          |
|-------------|--------------|--------------|---------|--------------|----------|
| MTS         | 4,89 TL      | -34%         | 3,25 TL | 198%         | 9,69 TL  |
| TTS         | 4,50 TL      | -4%          | 4,30 TL | 144%         | 10,50 TL |

| EN ÇOK FİYAT | 2018 AĞUSTOS | 2019 AĞUSTOS |         | 2020 AĞUSTOS |          |
|--------------|--------------|--------------|---------|--------------|----------|
| MTS          | 6,83 TL      | -6%          | 6,45 TL | 133%         | 15,00 TL |
| TTS          | 9,64 TL      | -17%         | 8,00 TL | 86%          | 14,85 TL |

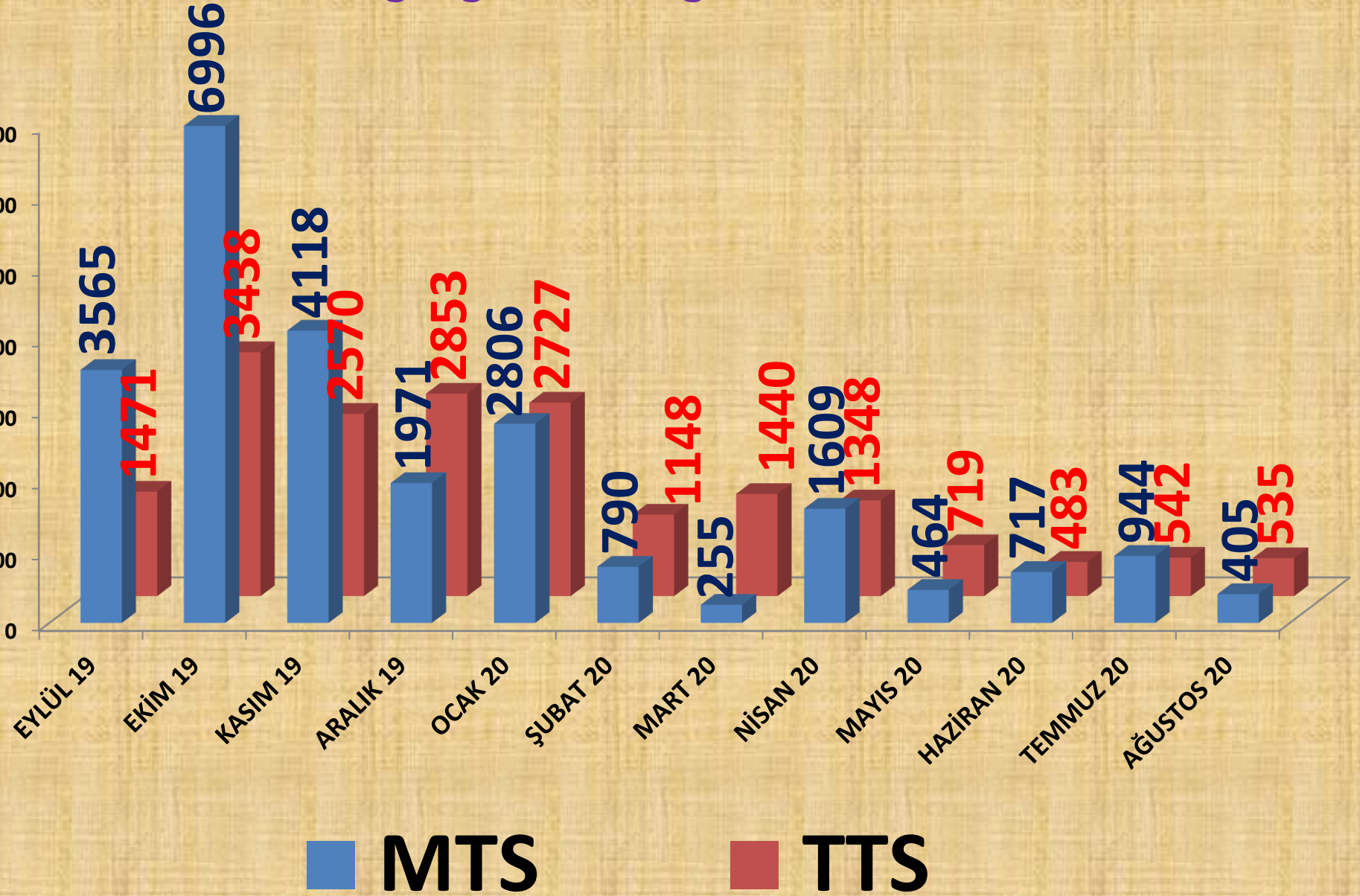
| ORT. FİYAT | 2018 AĞUSTOS | 2019 AĞUSTOS |         | 2020 AĞUSTOS |          |
|------------|--------------|--------------|---------|--------------|----------|
| MTS        | 5,60 TL      | -10%         | 5,02 TL | 170%         | 13,54 TL |
| TTS        | 5,91 TL      | 24%          | 7,32 TL | 85%          | 13,52 TL |

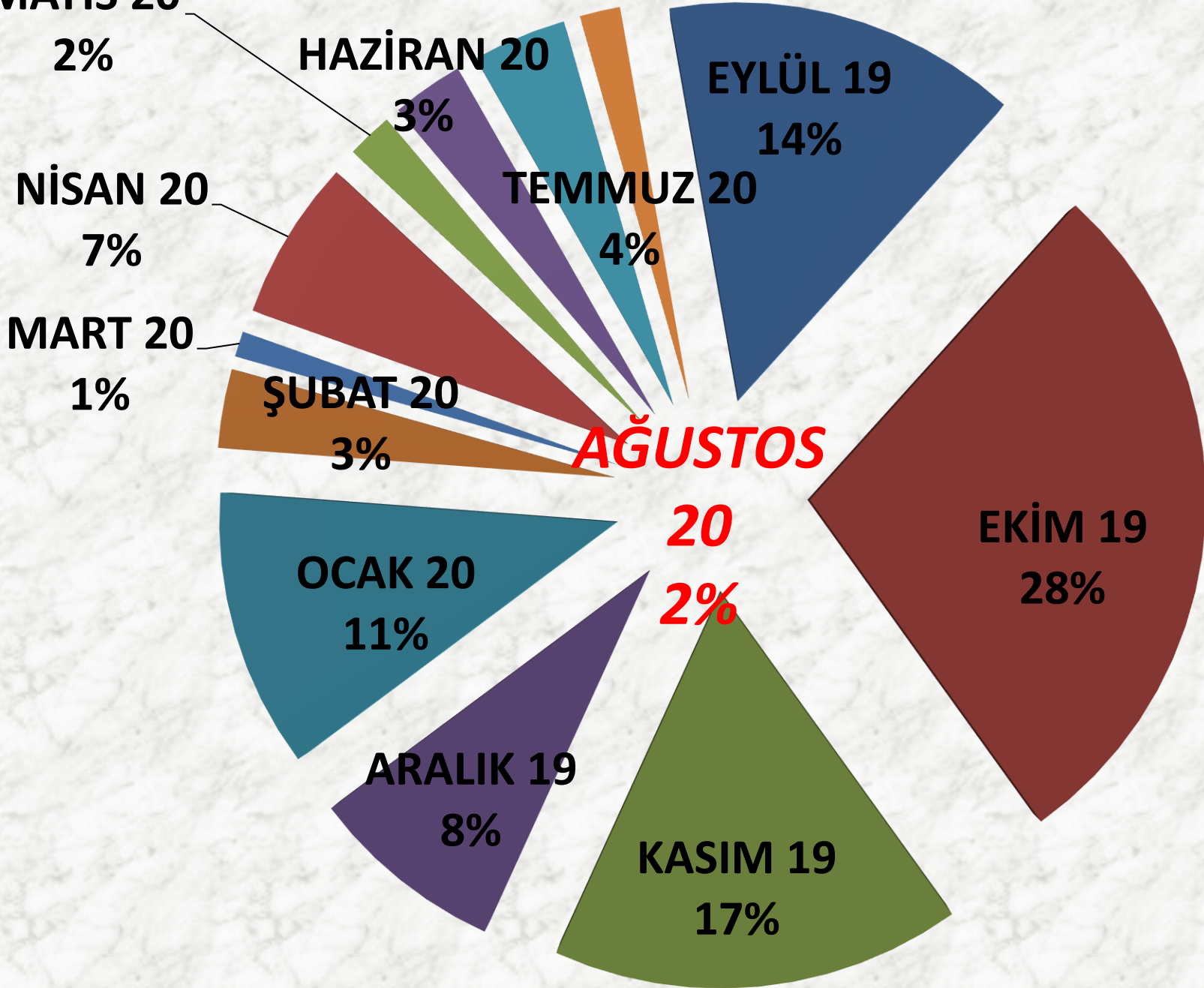


# AYLIK AYÇİÇEĞİ FİYAT TRENDİ (TL)



# AYLIK AYÇİÇEĞİ İŞLEM MİKTARI (TON)

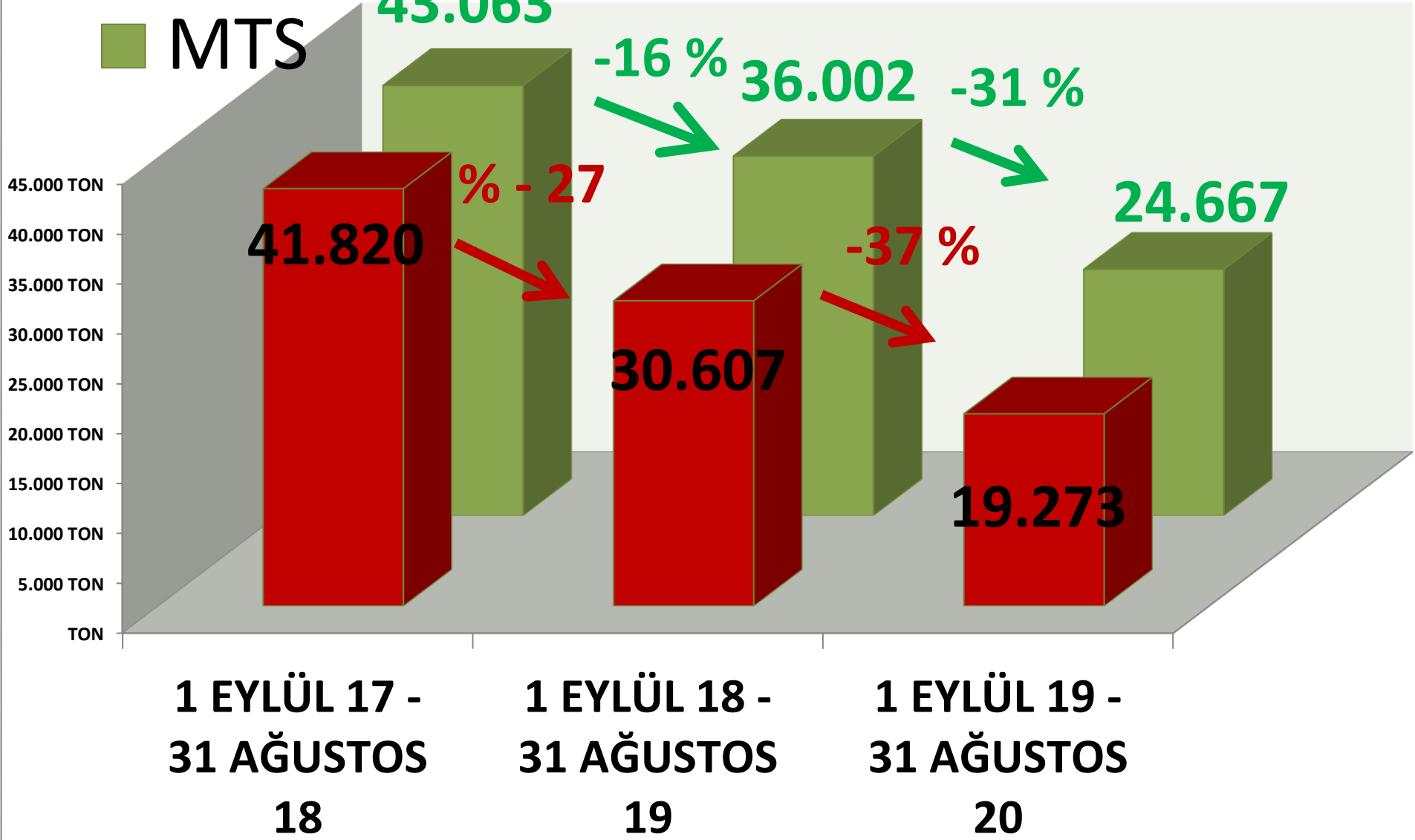




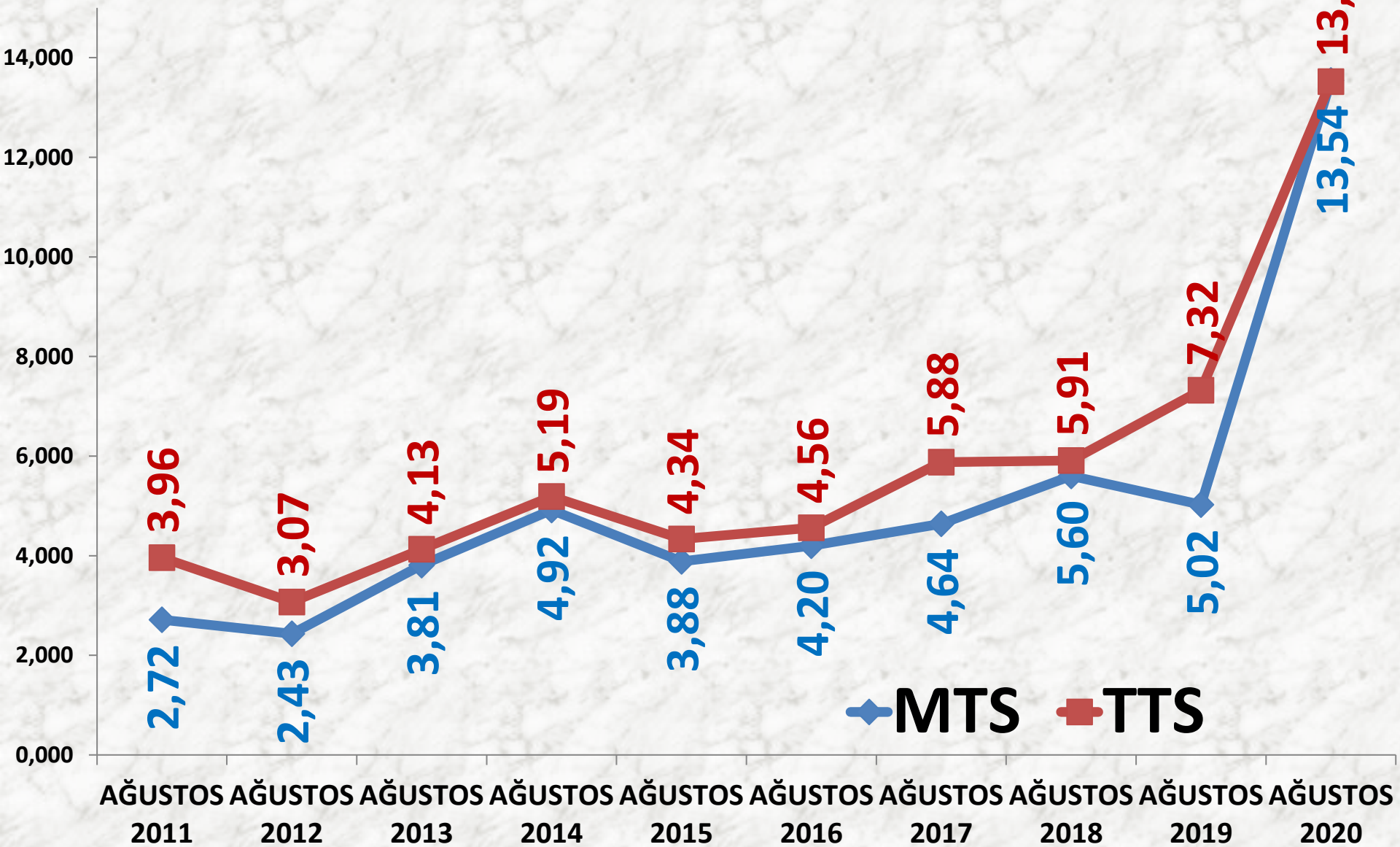
**AYLIK AYÇİÇEĞİ MTS İŞLEM MİKTARI ORANLARI**

**TTS** YILLIK TOPLAM AYÇİÇEĞİ İŞLEM MİKTARI (TON)

**MTS**

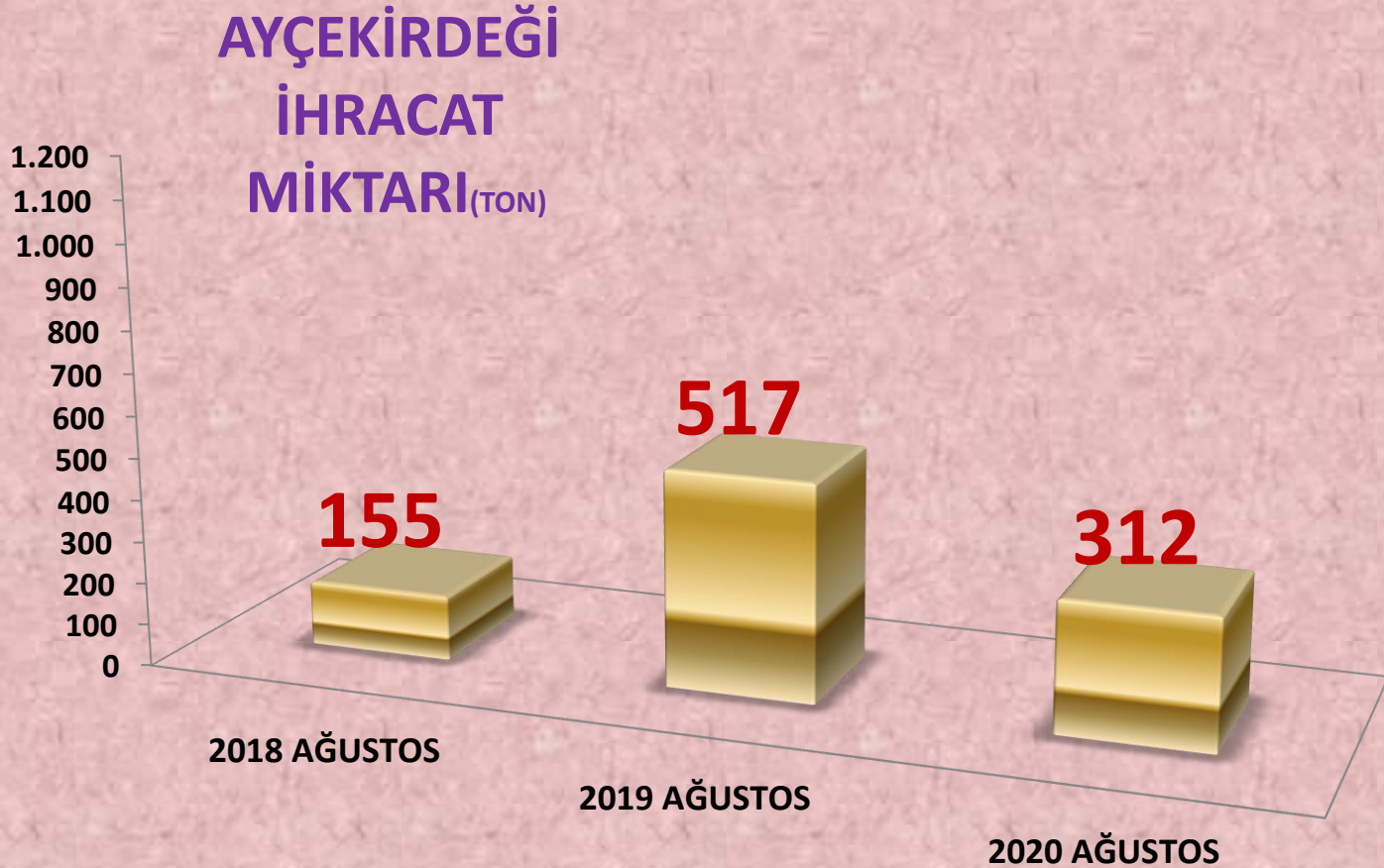


# AĞUSTOS AYLARI AYÇİÇEĞİ FİYAT ORT. (TL)

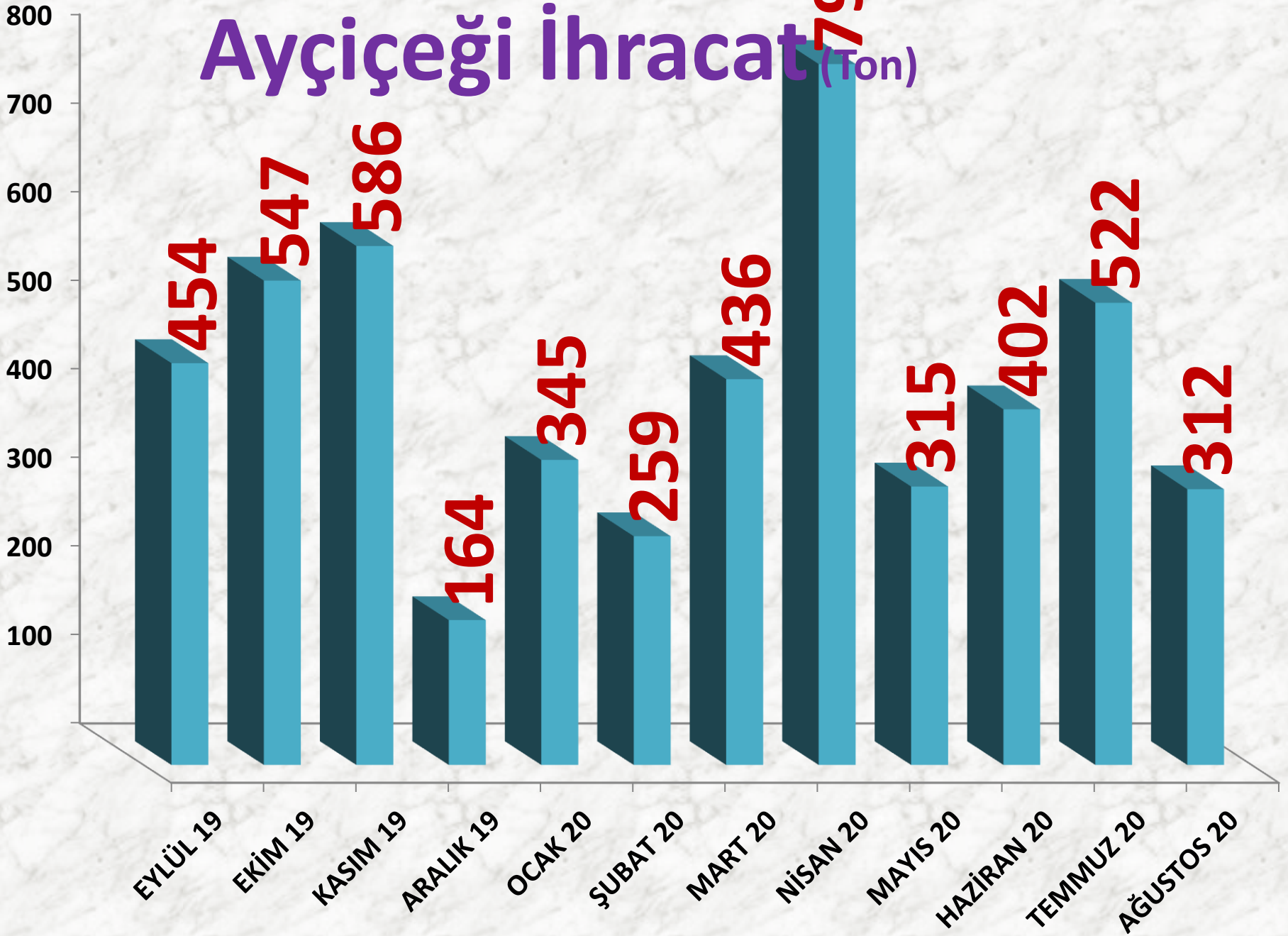


# AYÇEKİRDEĞİ İHRACATI

| İŞLEM HACMİ<br>TON | 2018 AĞUSTOS | 2019 AĞUSTOS    | 2020 AĞUSTOS    |
|--------------------|--------------|-----------------|-----------------|
| TTS                | 155 TON      | 234%<br>517 TON | -40%<br>312 TON |



# Ayçiçeği İhracatı (Ton)



# AĞUSTOS

TEMMUZ 20  
10%

20  
6%

EYLÜL 19  
9%

EKİM 19  
11%

HAZİRAN 20  
8%

MAYIS 20  
6%

ŞUBAT 20  
5%

KASIM 19  
11%

NİSAN 20  
15%

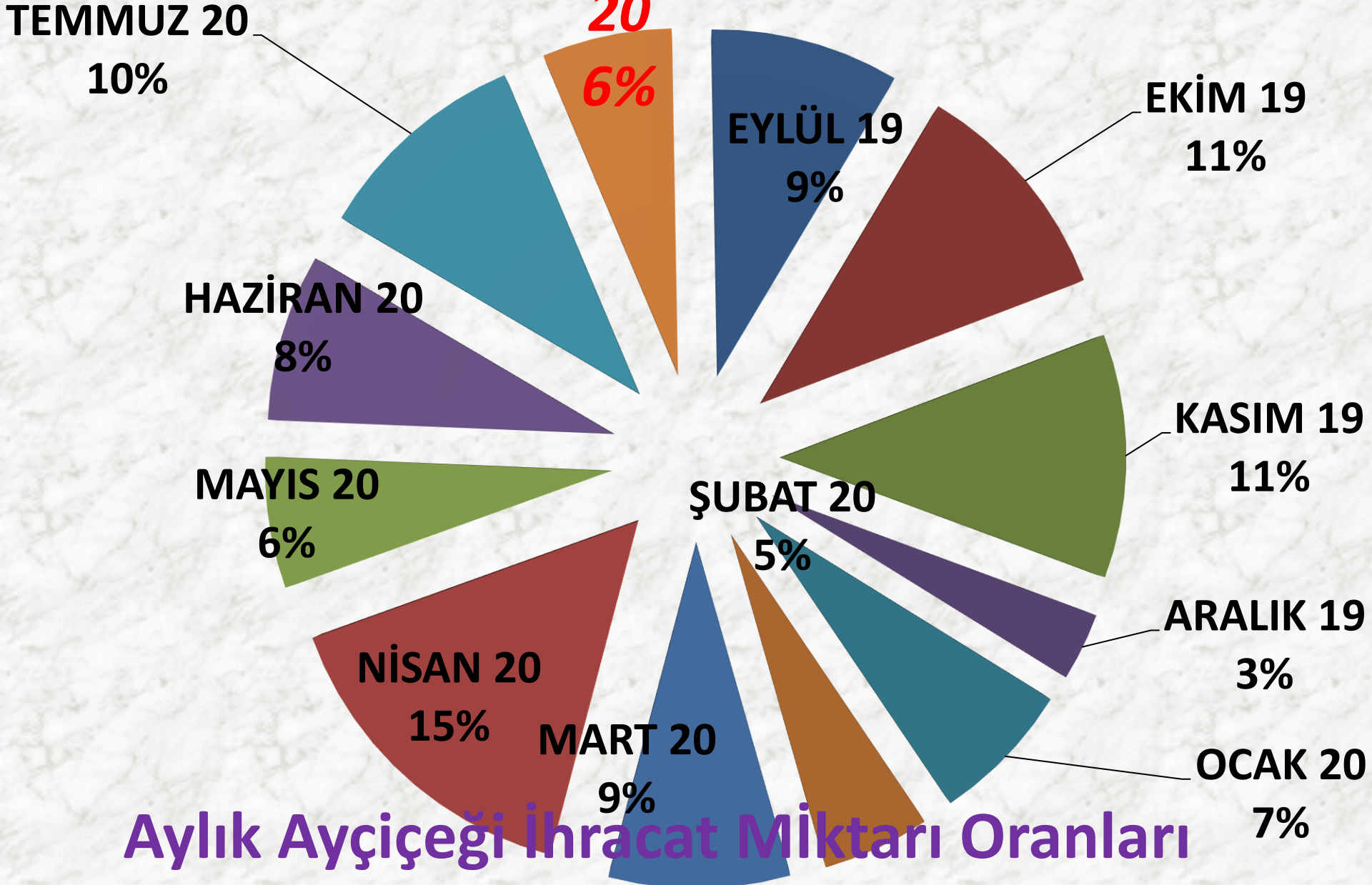
MART 20  
9%

5%

ARALIK 19  
3%

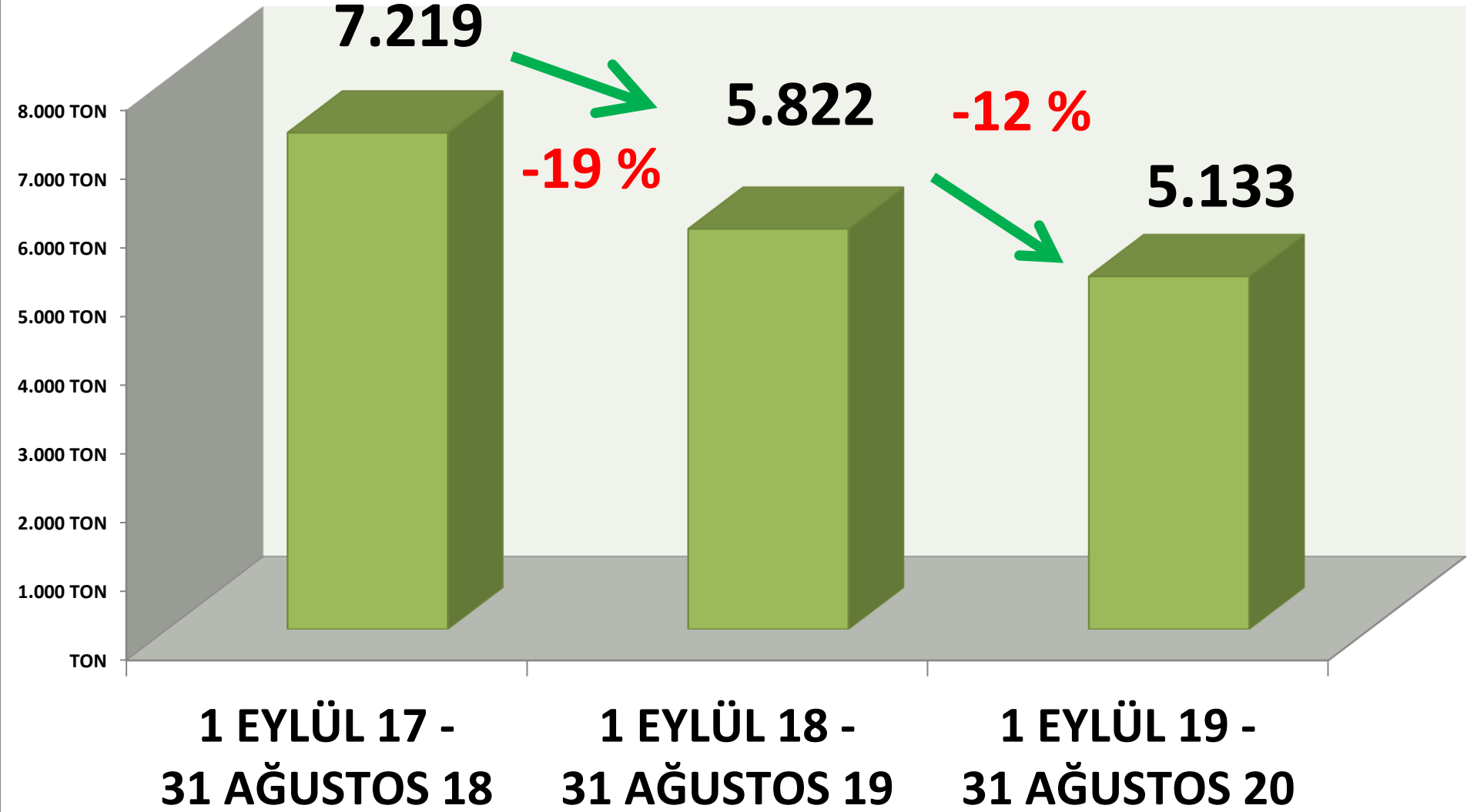
OCAK 20  
7%

Aylık Ayçiçeği İhracat Miktarı Oranları





# YILLIK TOPLAM AYÇIĞEĞİ İHRACAT MİKTARI (TON)



# SÜT

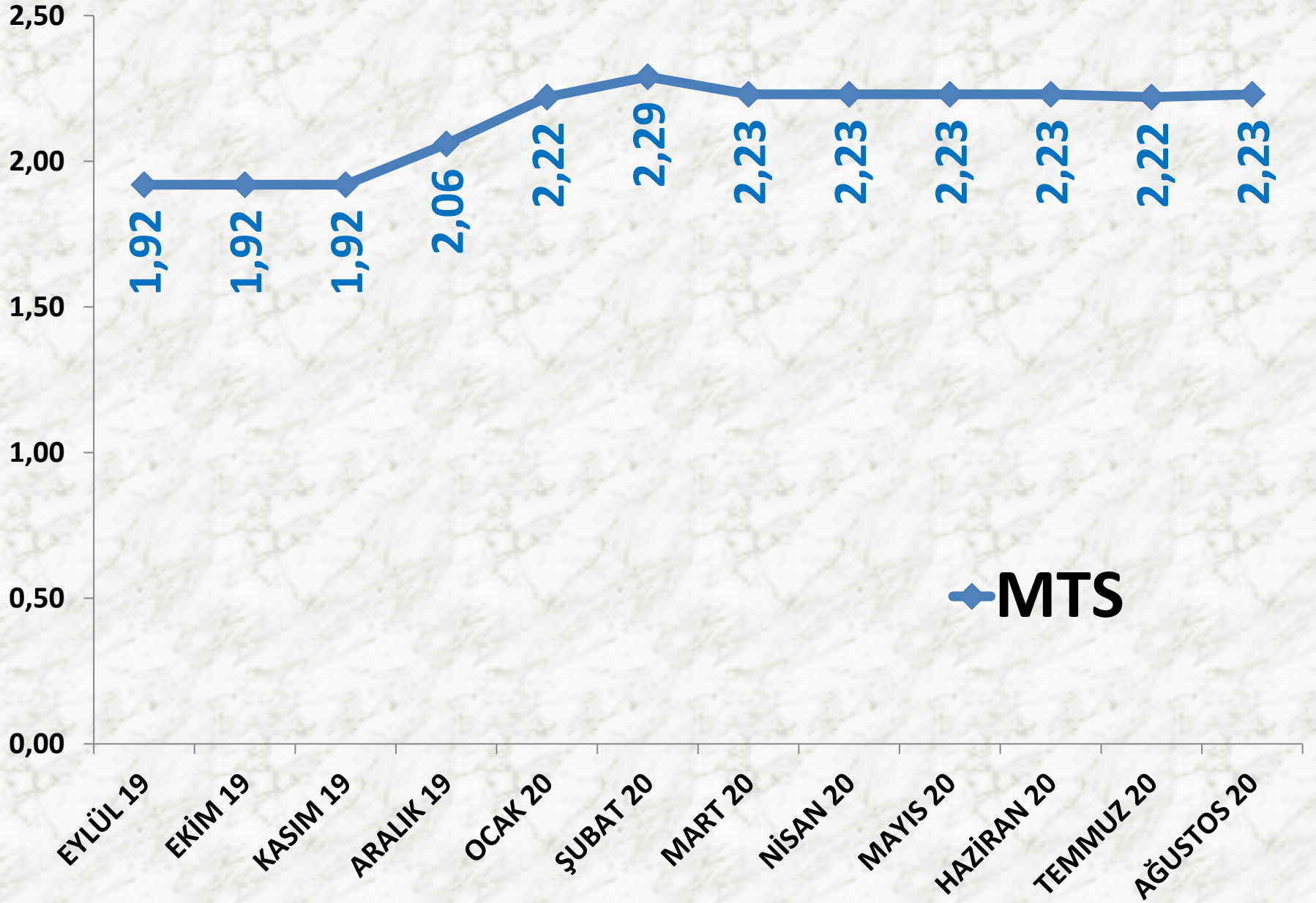
| İŞLEM MİKTARI<br>(M <sup>3</sup> ) | 2018 AĞUSTOS |                       | 2019 AĞUSTOS |                       | 2020 AĞUSTOS |                       |
|------------------------------------|--------------|-----------------------|--------------|-----------------------|--------------|-----------------------|
|                                    | MTS          | 27.496 M <sup>3</sup> | 0%           | 27.604 M <sup>3</sup> | 6%           | 29.338 M <sup>3</sup> |

| EN AZ FİYAT | 2018 AĞUSTOS |         | 2019 AĞUSTOS |         | 2020 AĞUSTOS |         |
|-------------|--------------|---------|--------------|---------|--------------|---------|
|             | MTS          | 1,20 TL | 33%          | 1,60 TL | 10%          | 1,76 TL |

| EN ÇOK FİYAT | 2018 AĞUSTOS |         | 2019 AĞUSTOS |         | 2020 AĞUSTOS |         |
|--------------|--------------|---------|--------------|---------|--------------|---------|
|              | MTS          | 1,70 TL | 21%          | 2,06 TL | 20%          | 2,47 TL |

| ORTALAMA FİYAT | 2018 AĞUSTOS |         | 2019 AĞUSTOS |         | 2020 AĞUSTOS |         |
|----------------|--------------|---------|--------------|---------|--------------|---------|
|                | MTS          | 1,46 TL | 32%          | 1,92 TL | 16%          | 2,23 TL |

# AYLIK İNEK SÜTÜ FİYAT TRENDİ (TL)

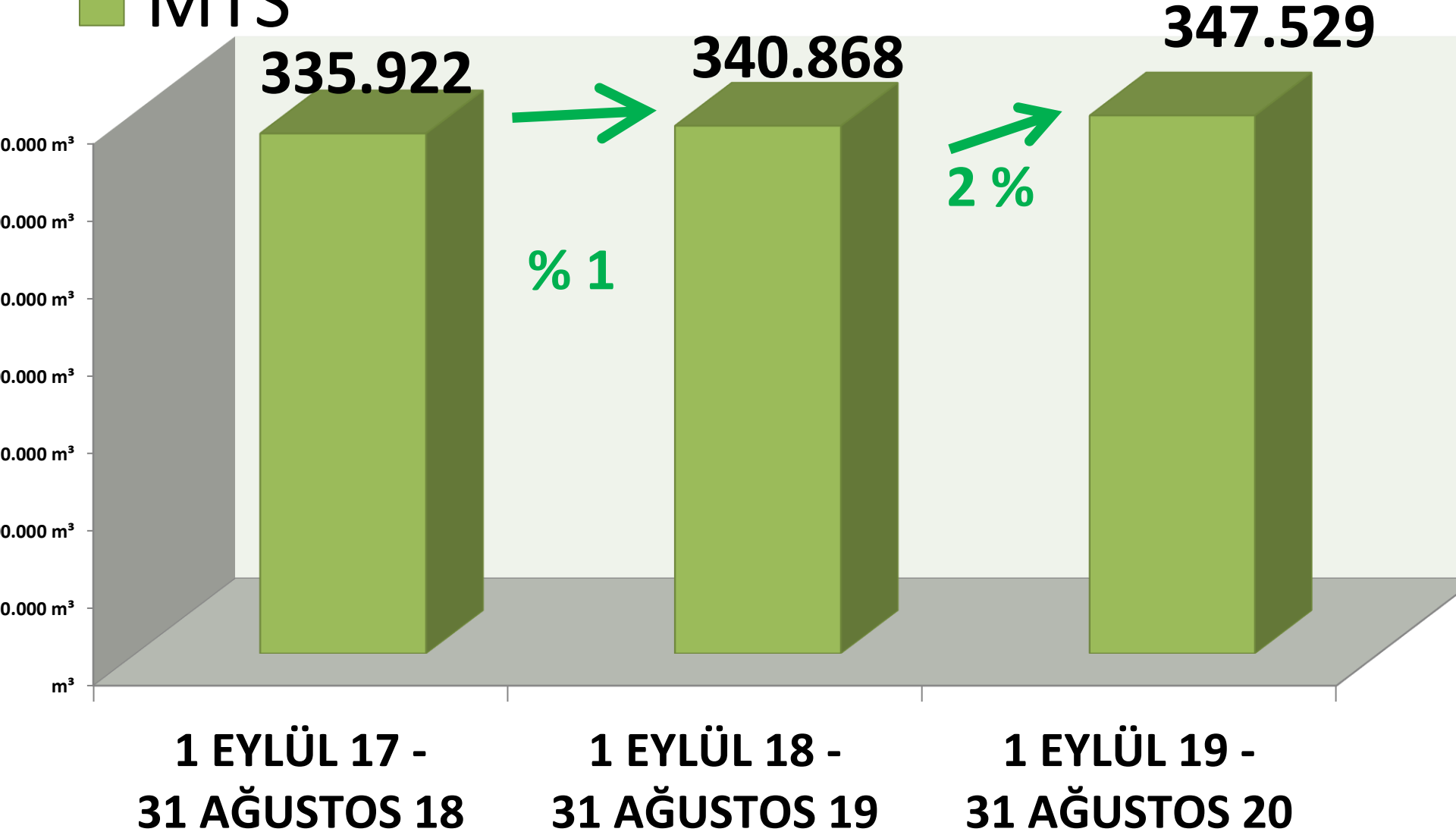




**AYLIK SÜT İŞLEM MİKTARI (M<sup>3</sup>)**

# YILLIK TOPLAM İNEK SÜTÜ İŞLEM MİKTARI (M<sup>3</sup>)

■ MTS



# BEYAZ HAŞHAŞ

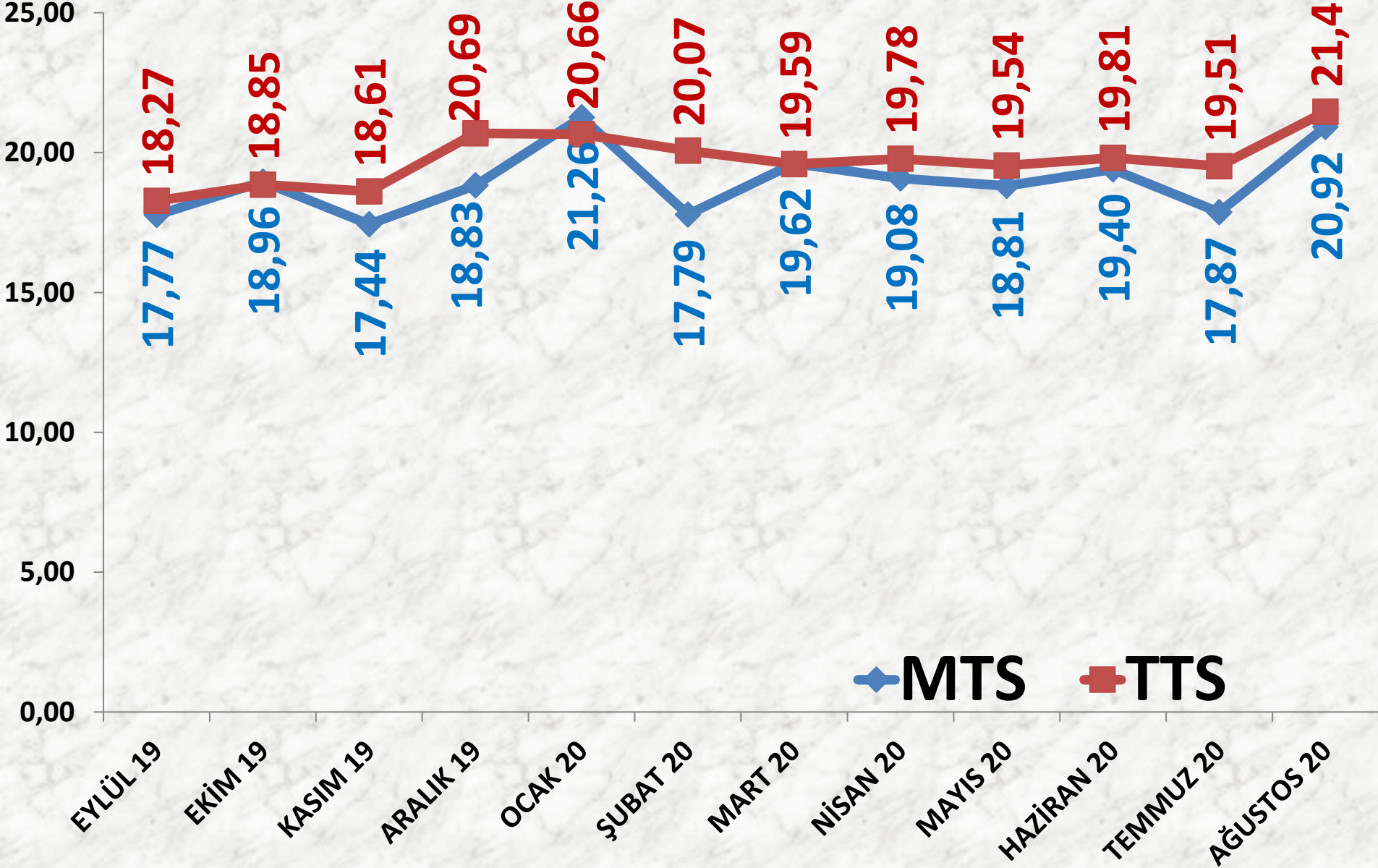
| İŞLEM MİKTARI<br>(TON) | 2018 AĞUSTOS | 2019 AĞUSTOS |         | 2020 AĞUSTOS |         |
|------------------------|--------------|--------------|---------|--------------|---------|
| <i>MTS</i>             | 255 TON      | 151%         | 640 TON | 43%          | 917 TON |
| <i>TTS</i>             | 709 TON      | -81%         | 134 TON | 540%         | 857 TON |

| EN AZ FİYAT | 2018 AĞUSTOS | 2019 AĞUSTOS |          | 2020 AĞUSTOS |          |
|-------------|--------------|--------------|----------|--------------|----------|
| MTS         | 9,20 TL      | 83%          | 16,80 TL | 6%           | 17,87 TL |
| TTS         | 8,93 TL      | 89%          | 16,90 TL | 8%           | 18,25 TL |

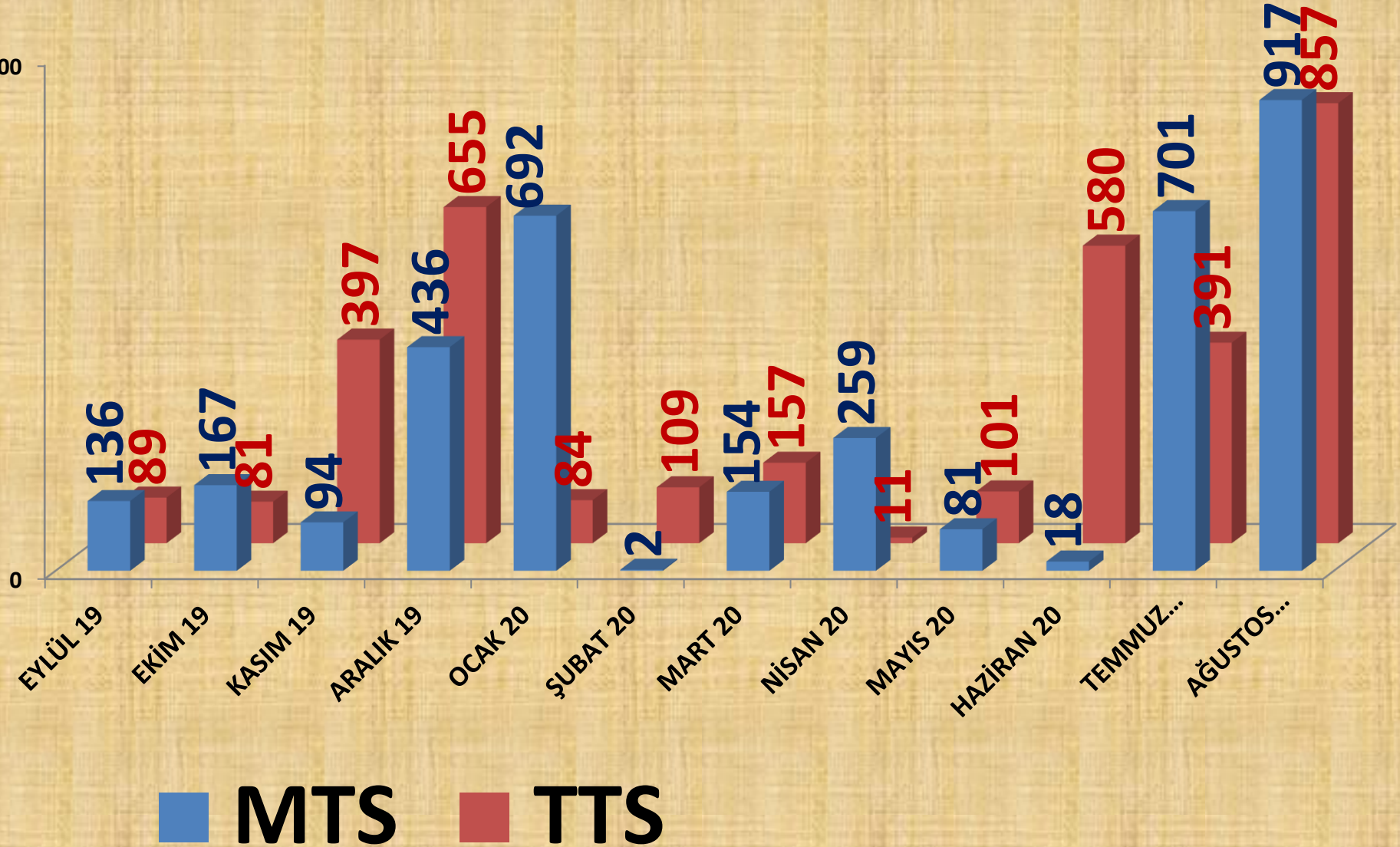
| EN ÇOK FİYAT | 2018 AĞUSTOS | 2019 AĞUSTOS |          | 2020 AĞUSTOS |          |
|--------------|--------------|--------------|----------|--------------|----------|
| MTS          | 10,80 TL     | 78%          | 19,24 TL | 28%          | 24,64 TL |
| TTS          | 12,00 TL     | 92%          | 23,00 TL | 12%          | 25,87 TL |

| ORT. FİYAT | 2018 AĞUSTOS | 2019 AĞUSTOS |          | 2020 AĞUSTOS |          |
|------------|--------------|--------------|----------|--------------|----------|
| MTS        | 9,65 TL      | 91%          | 18,45 TL | 13%          | 20,92 TL |
| TTS        | 9,59 TL      | 87%          | 17,88 TL | 20%          | 21,46 TL |

# AYLIK B. HAŞHAŞ FİYAT TRENDİ (TL)



# AYLIK B. HAŞHAŞ İŞLEM MİKTARI (TON)





**AĞUSTOS 20**

**25%**

**KASIM 19**

**3%**

**EKİM 19**

**5%**

**EYLÜL 19**

**4%**

**ARALIK 19**

**12%**

**OCAK 20**

**19%**

**TEMMUZ 20**

**19%**

**ŞUBAT 20**

**0%**

**HAZİRAN 20**

**0%**

**MAYIS 20**

**2%**

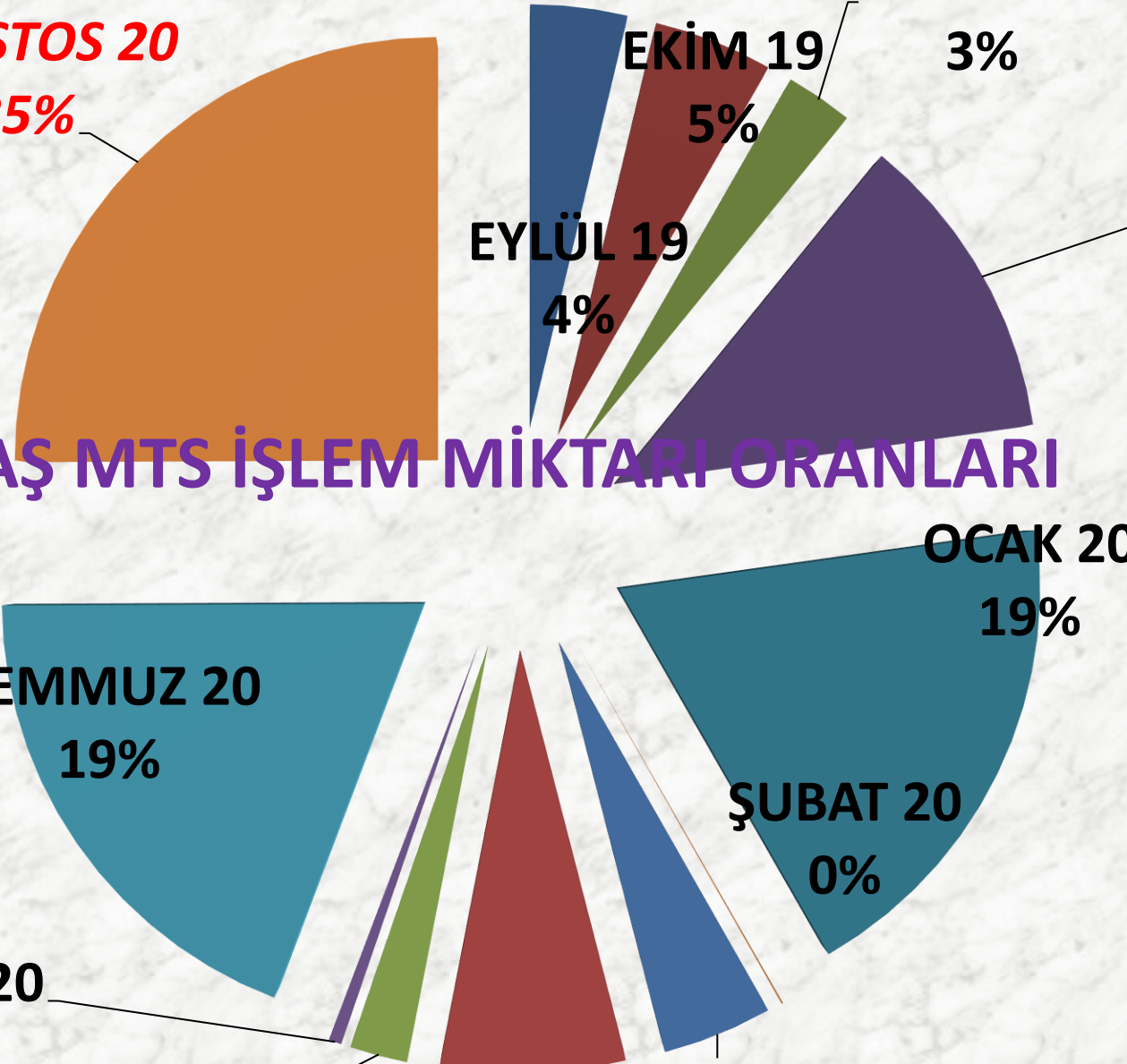
**NİSAN 20**

**7%**

**MART 20**

**4%**

## B. HAŞHAŞ MTS İŞLEM MİKTARI ORANLARI

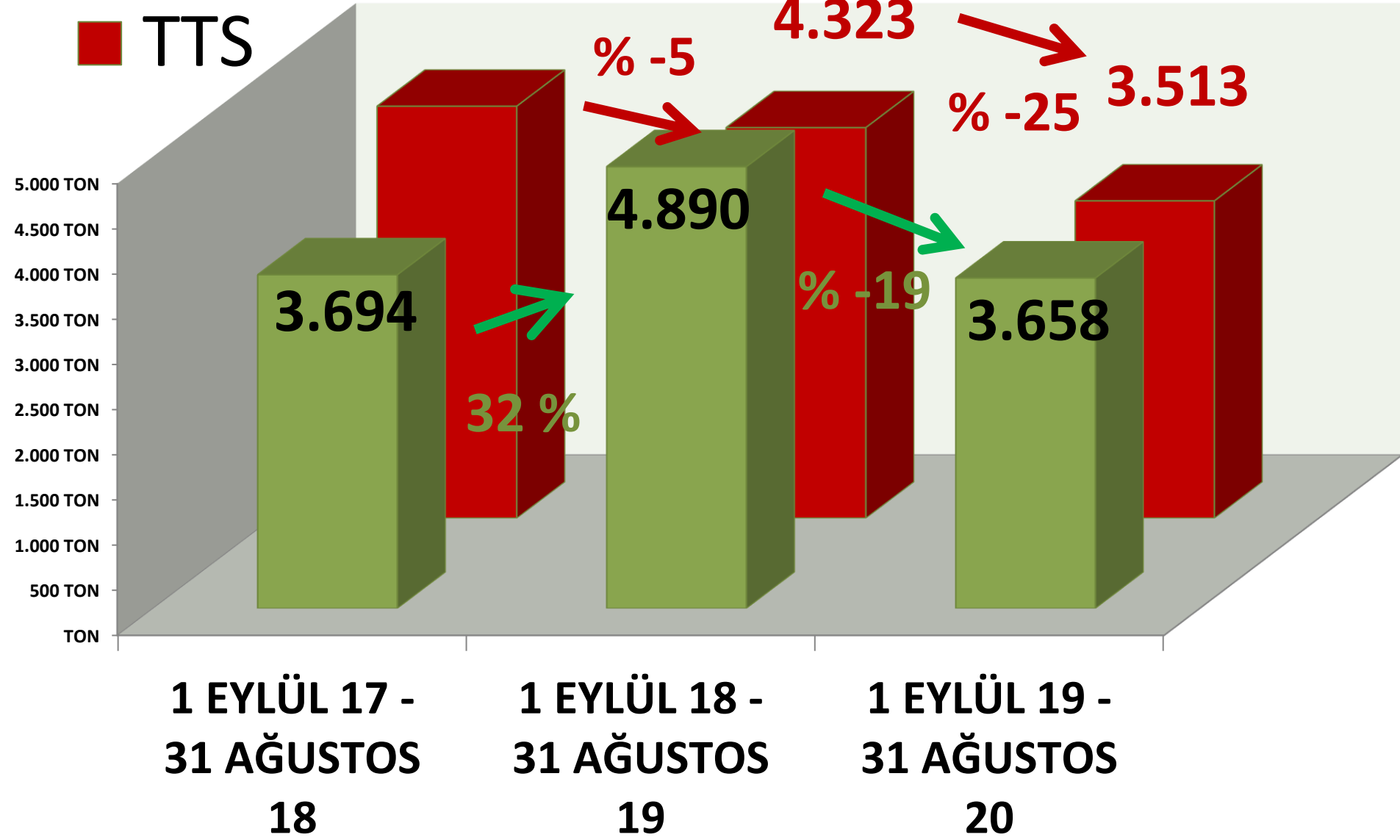


# MTS YILLIK TOPLAM B. HAŞHAŞ İŞLEM MİKTARI (TON)

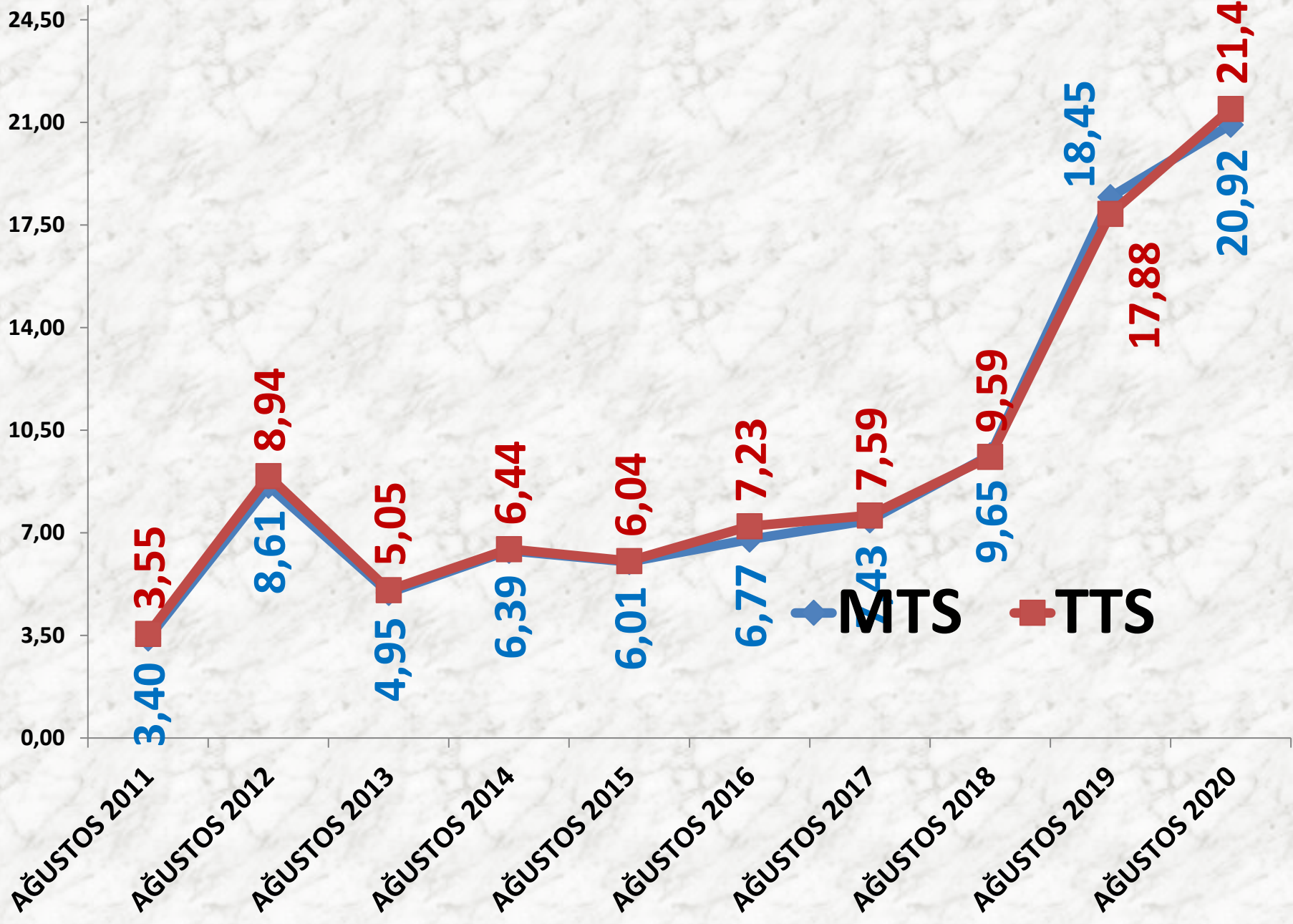
■ MTS

4.560

■ TTS



# AĞUSTOS AYLARI B. HAŞHAŞ FİYAT TRENDİ (TL)



# MAVİ HAŞHAŞ

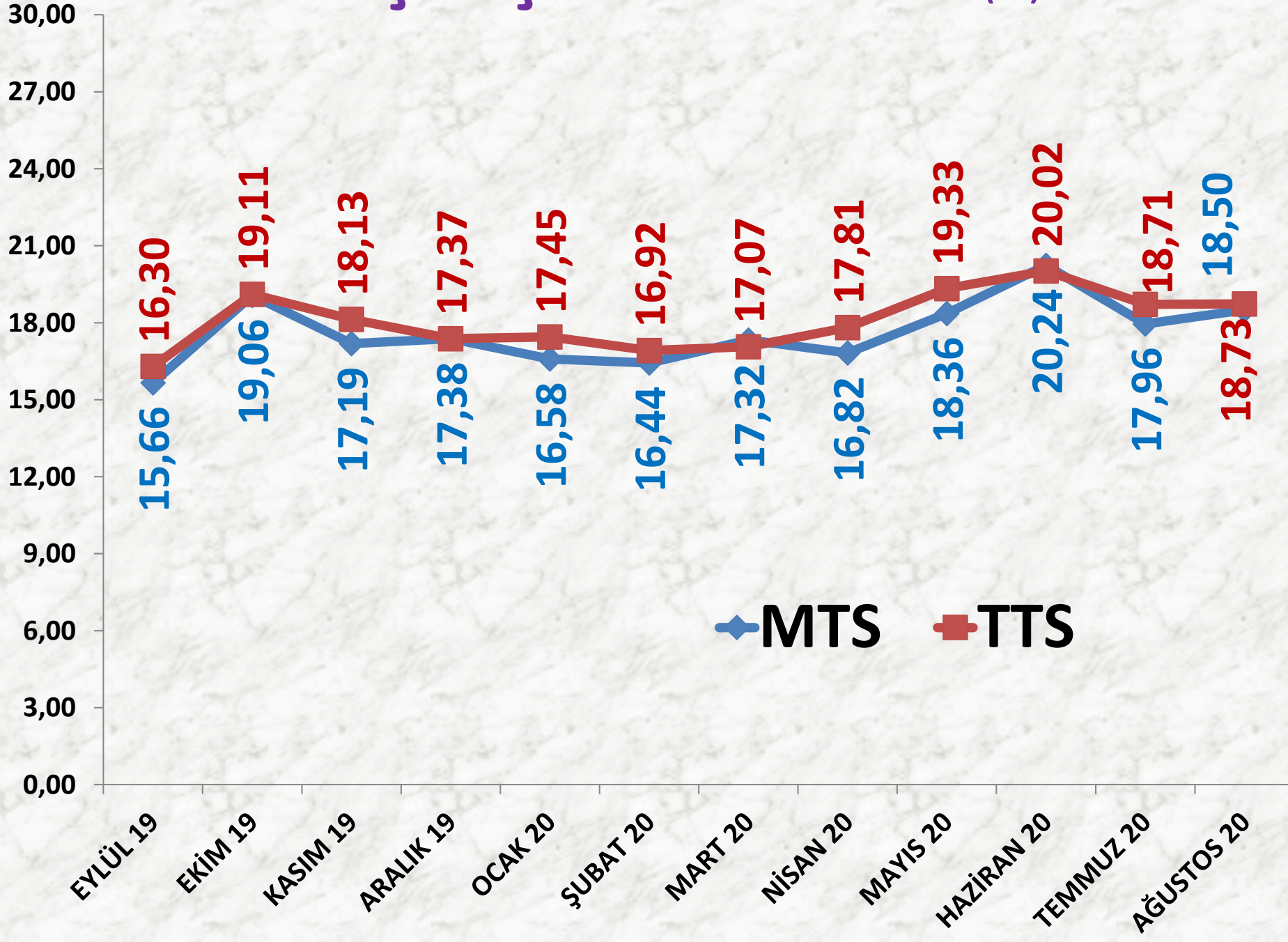
| <b>İŞLEM MİKTARI<br/>(TON)</b> | <b>2018 AĞUSTOS</b> | <b>2019 AĞUSTOS</b> |                | <b>2020 AĞUSTOS</b> |                |
|--------------------------------|---------------------|---------------------|----------------|---------------------|----------------|
| <b>MTS</b>                     | <b>124 TON</b>      | <b>289%</b>         | <b>482 TON</b> | <b>-55%</b>         | <b>217 TON</b> |
| <b>TTS</b>                     | <b>418 TON</b>      | <b>-53%</b>         | <b>195 TON</b> | <b>65%</b>          | <b>320 TON</b> |

| <b>EN AZ FİYAT</b> | <b>2018 AĞUSTOS</b> | <b>2019 AĞUSTOS</b> |                 | <b>2020 AĞUSTOS</b> |                 |
|--------------------|---------------------|---------------------|-----------------|---------------------|-----------------|
| <b>MTS</b>         | <b>10,07 TL</b>     | <b>39%</b>          | <b>14,00 TL</b> | <b>14%</b>          | <b>16,00 TL</b> |
| <b>TTS</b>         | <b>8,91 TL</b>      | <b>52%</b>          | <b>13,50 TL</b> | <b>-26%</b>         | <b>10,00 TL</b> |

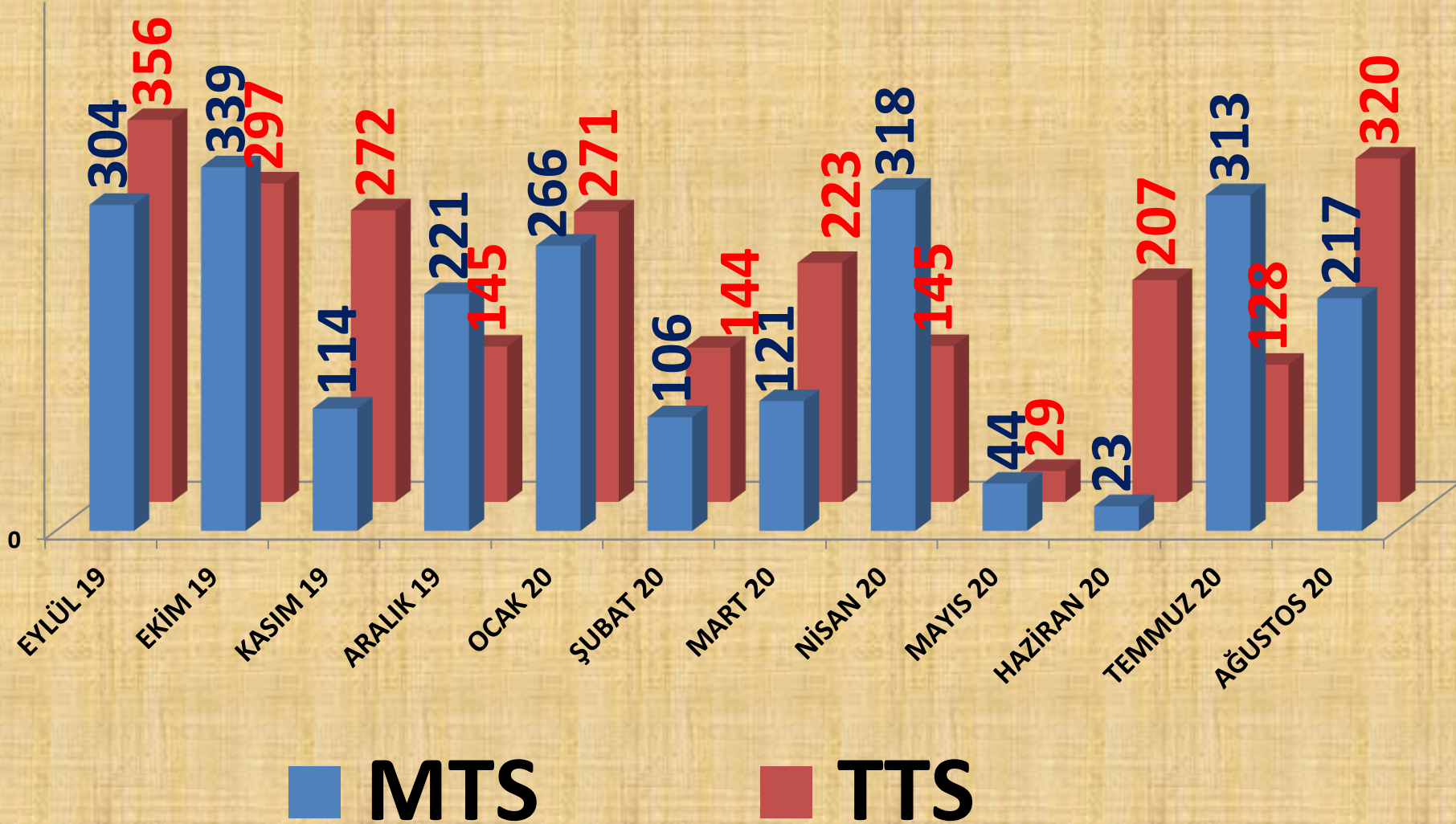
| <b>EN ÇOK FİYAT</b> | <b>2018 AĞUSTOS</b> | <b>2019 AĞUSTOS</b> |                 | <b>2020 AĞUSTOS</b> |                 |
|---------------------|---------------------|---------------------|-----------------|---------------------|-----------------|
| <b>MTS</b>          | <b>16,85 TL</b>     | <b>-6%</b>          | <b>15,76 TL</b> | <b>31%</b>          | <b>20,69 TL</b> |
| <b>TTS</b>          | <b>19,90 TL</b>     | <b>34%</b>          | <b>26,60 TL</b> | <b>-16%</b>         | <b>22,46 TL</b> |

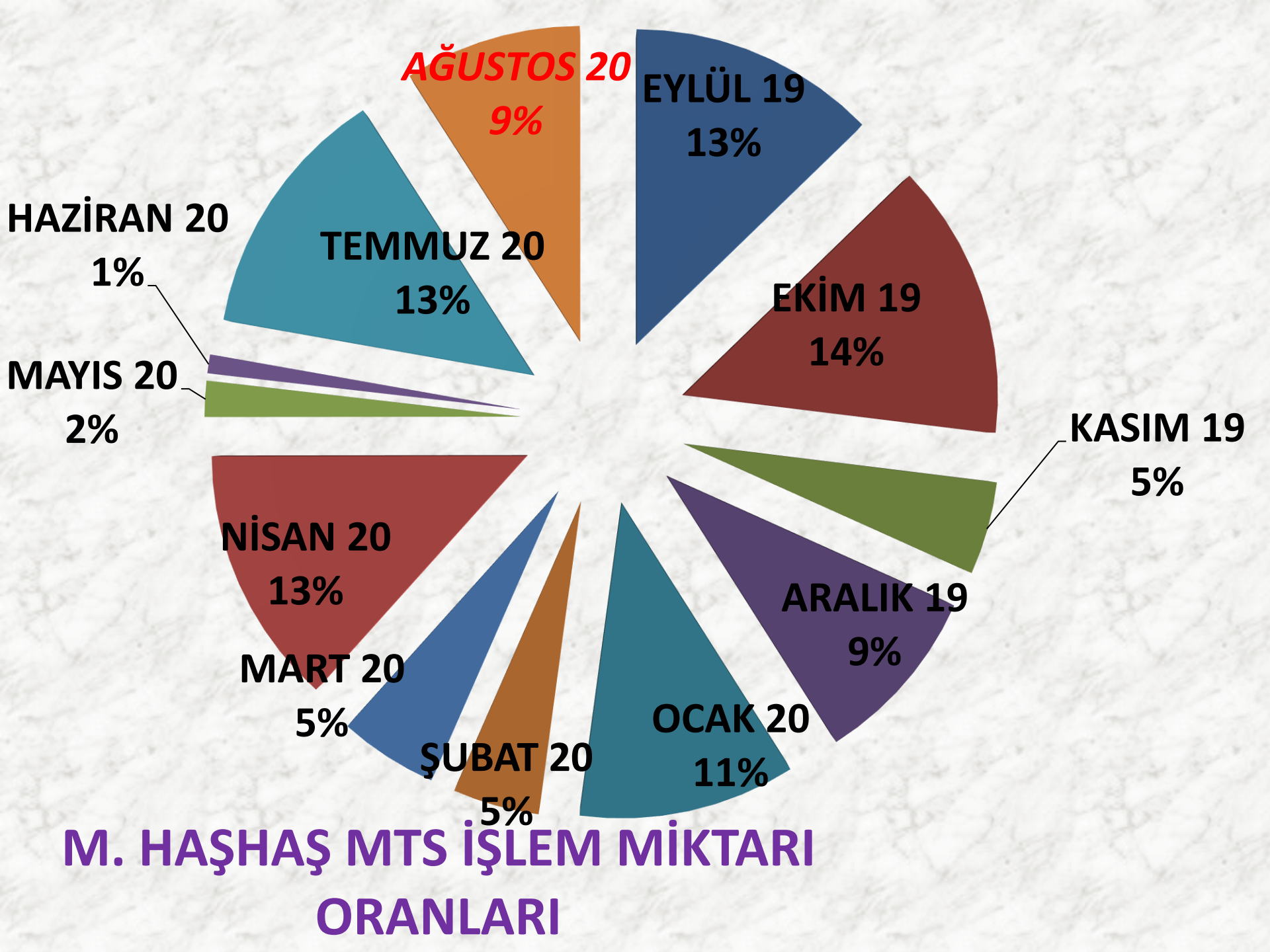
| <b>ORT. FİYAT</b> | <b>2018 AĞUSTOS</b> | <b>2019 AĞUSTOS</b> |                 | <b>2020 AĞUSTOS</b> |                 |
|-------------------|---------------------|---------------------|-----------------|---------------------|-----------------|
| <b>MTS</b>        | <b>14,60 TL</b>     | <b>2%</b>           | <b>14,95 TL</b> | <b>24%</b>          | <b>18,50 TL</b> |
| <b>TTS</b>        | <b>13,54 TL</b>     | <b>10%</b>          | <b>14,94 TL</b> | <b>25%</b>          | <b>18,73 TL</b> |

# AYLIK M. HAŞHAŞ FİYAT TRENDİ (TL)



# AYLIK M. HAŞHAŞ İŞLEM MİKTARI (TON)

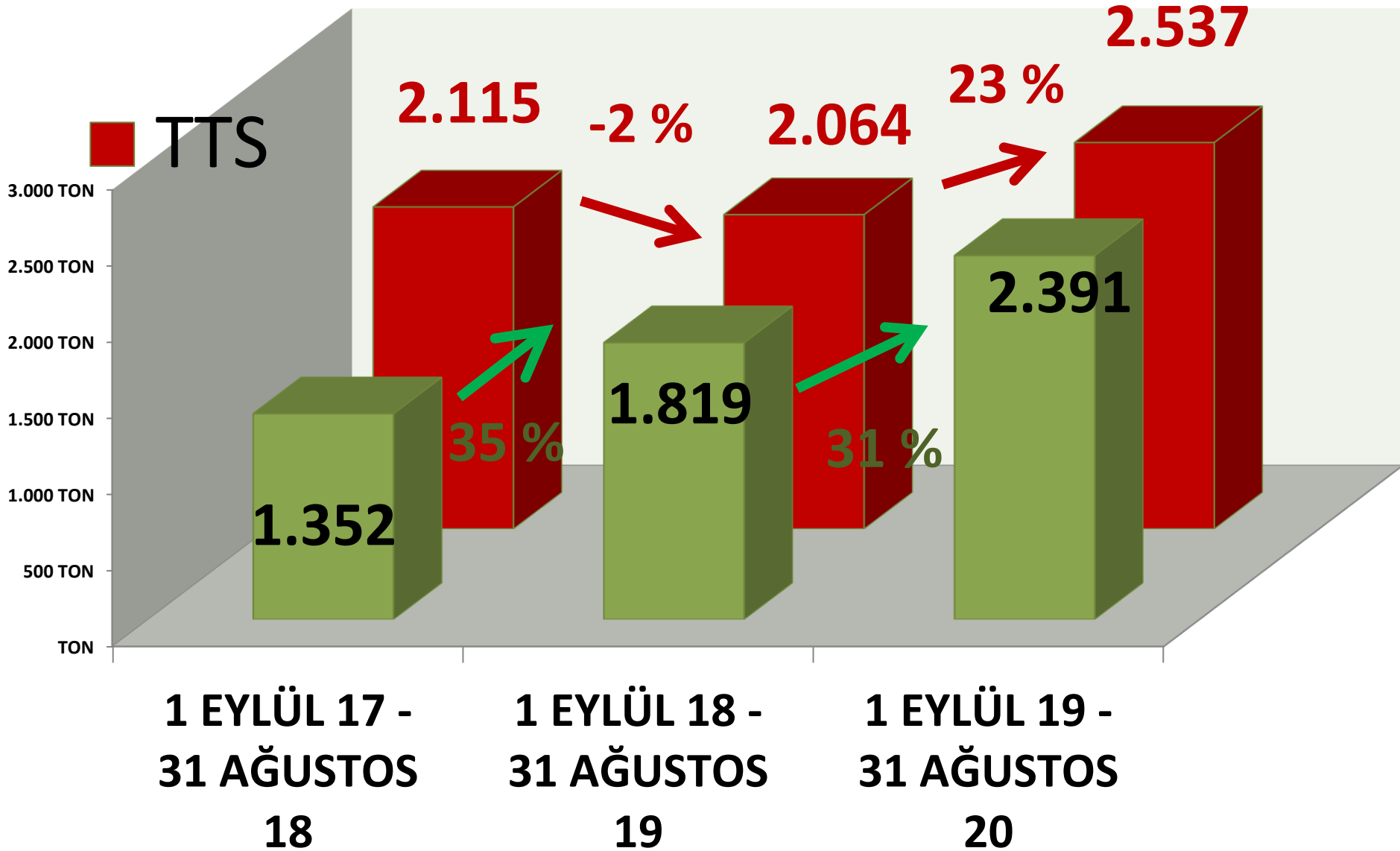




# YILLIK TOPLAM M. HAŞHAŞ İŞLEM MİKTARI (TON)

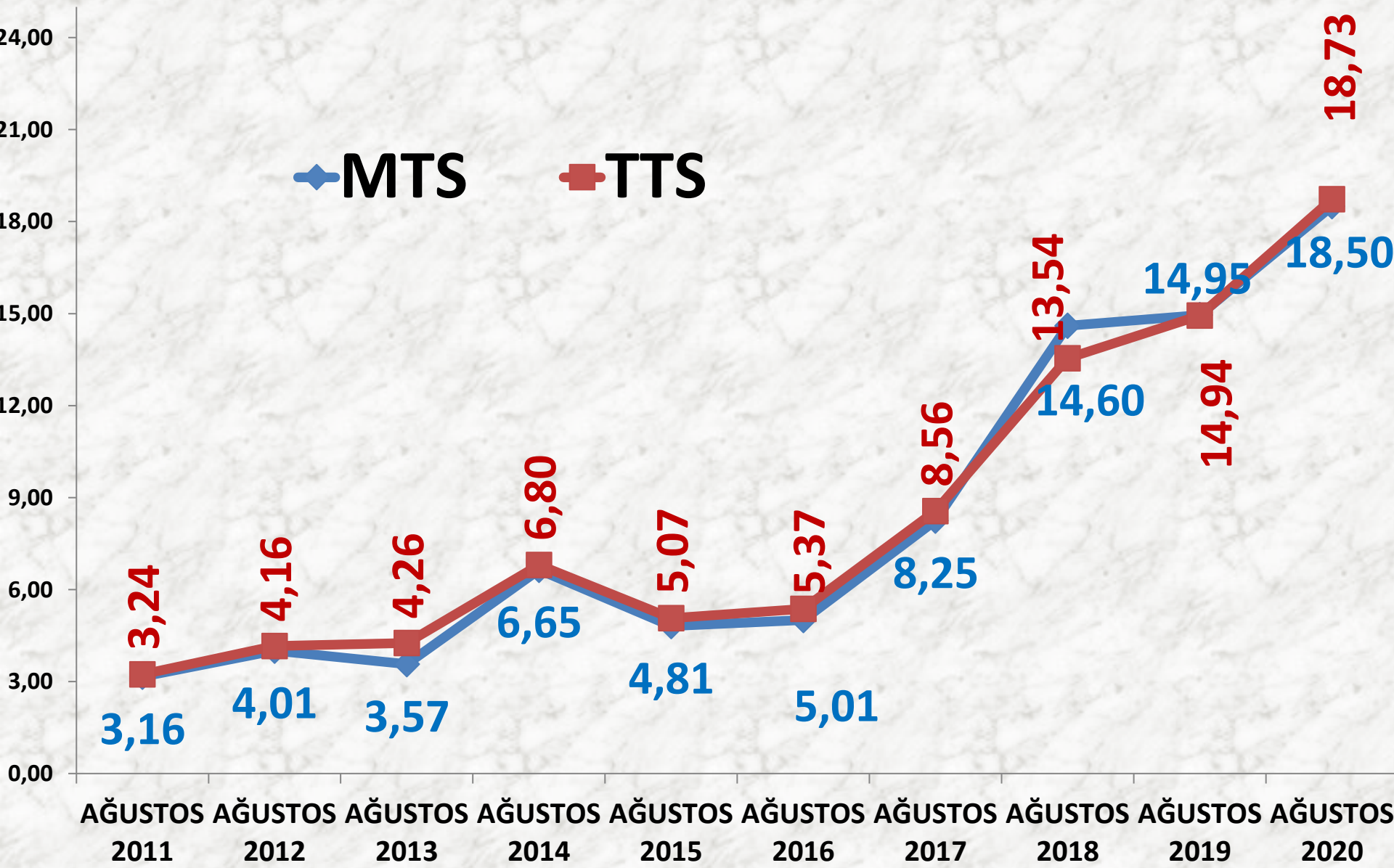
■ MTS

■ TTS





# AĞUSTOS AYLARI M. HAŞHAŞ FİYAT TRENDİ (TL)



# KÜTLÜ PAMUK

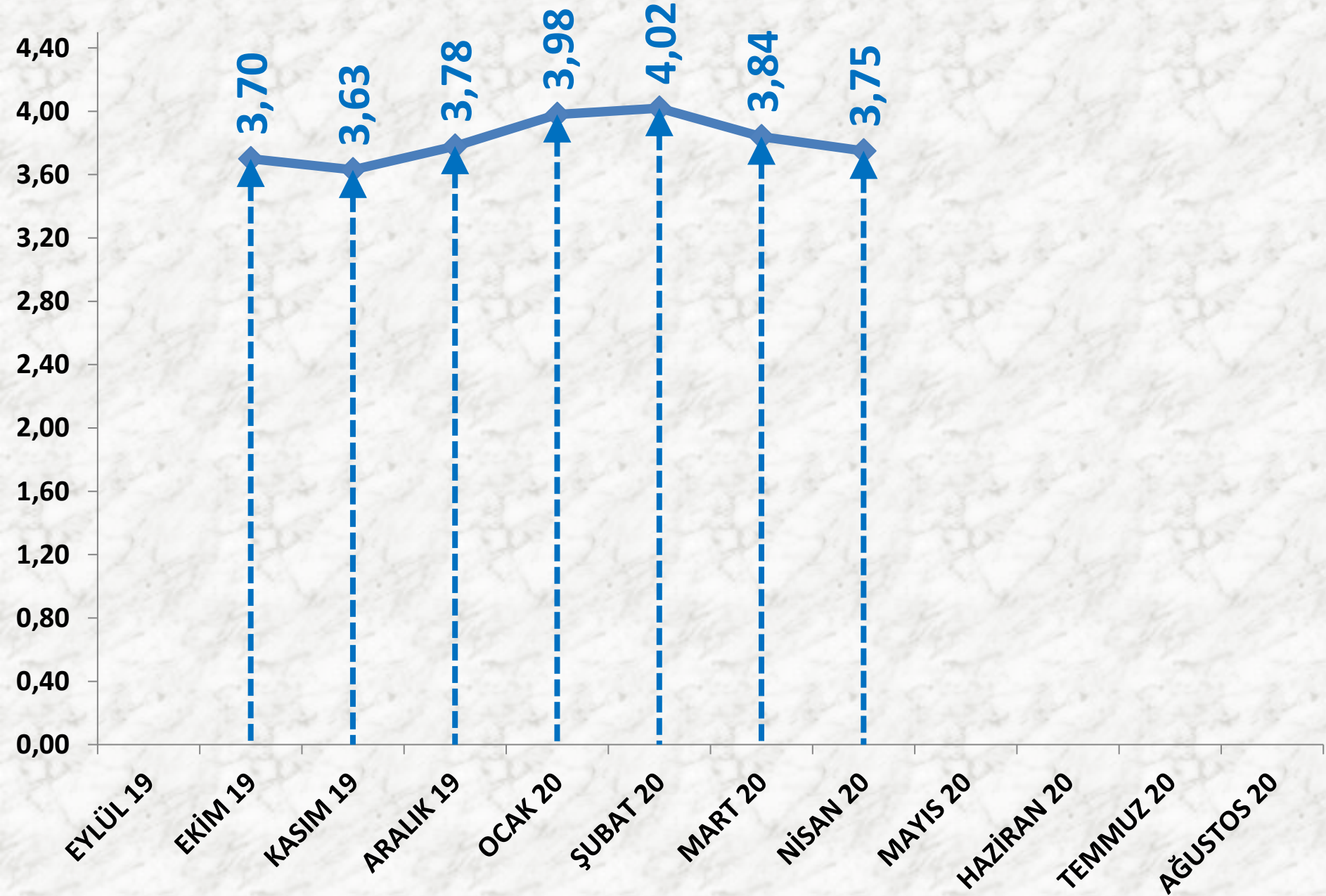
| İŞLEM MİKTARI<br>(TON) | 2018 AĞUSTOS | 2019 AĞUSTOS |   | 2020 AĞUSTOS |   |
|------------------------|--------------|--------------|---|--------------|---|
| MTS                    | -            | -            | - | -            | - |

| EN AZ FİYAT | 2018 AĞUSTOS | 2019 AĞUSTOS |   | 2020 AĞUSTOS |   |
|-------------|--------------|--------------|---|--------------|---|
| MTS         | -            | -            | - | -            | - |

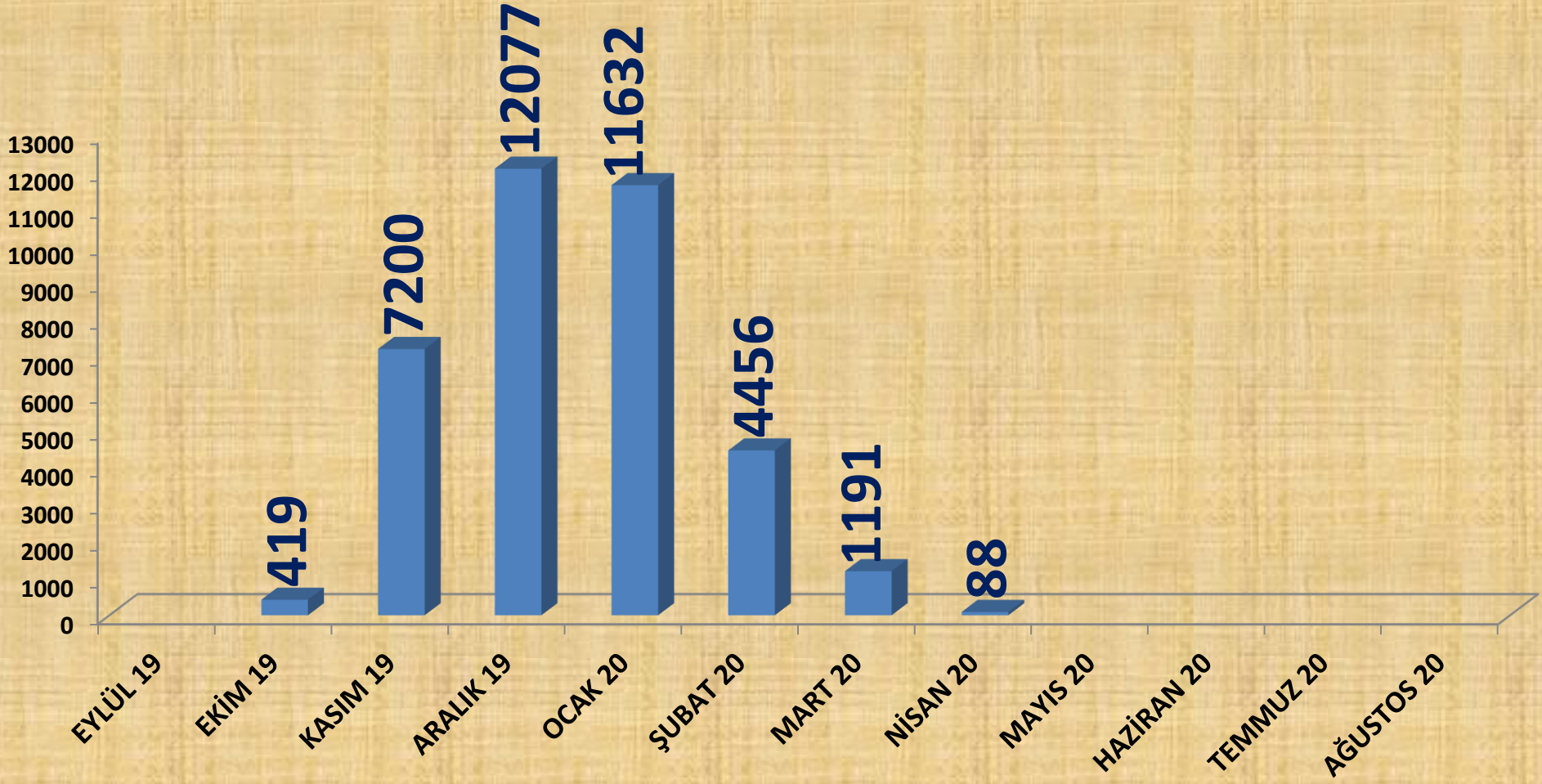
| EN ÇOK FİYAT | 2018 AĞUSTOS | 2019 AĞUSTOS |   | 2020 AĞUSTOS |   |
|--------------|--------------|--------------|---|--------------|---|
| MTS          | -            | -            | - | -            | - |

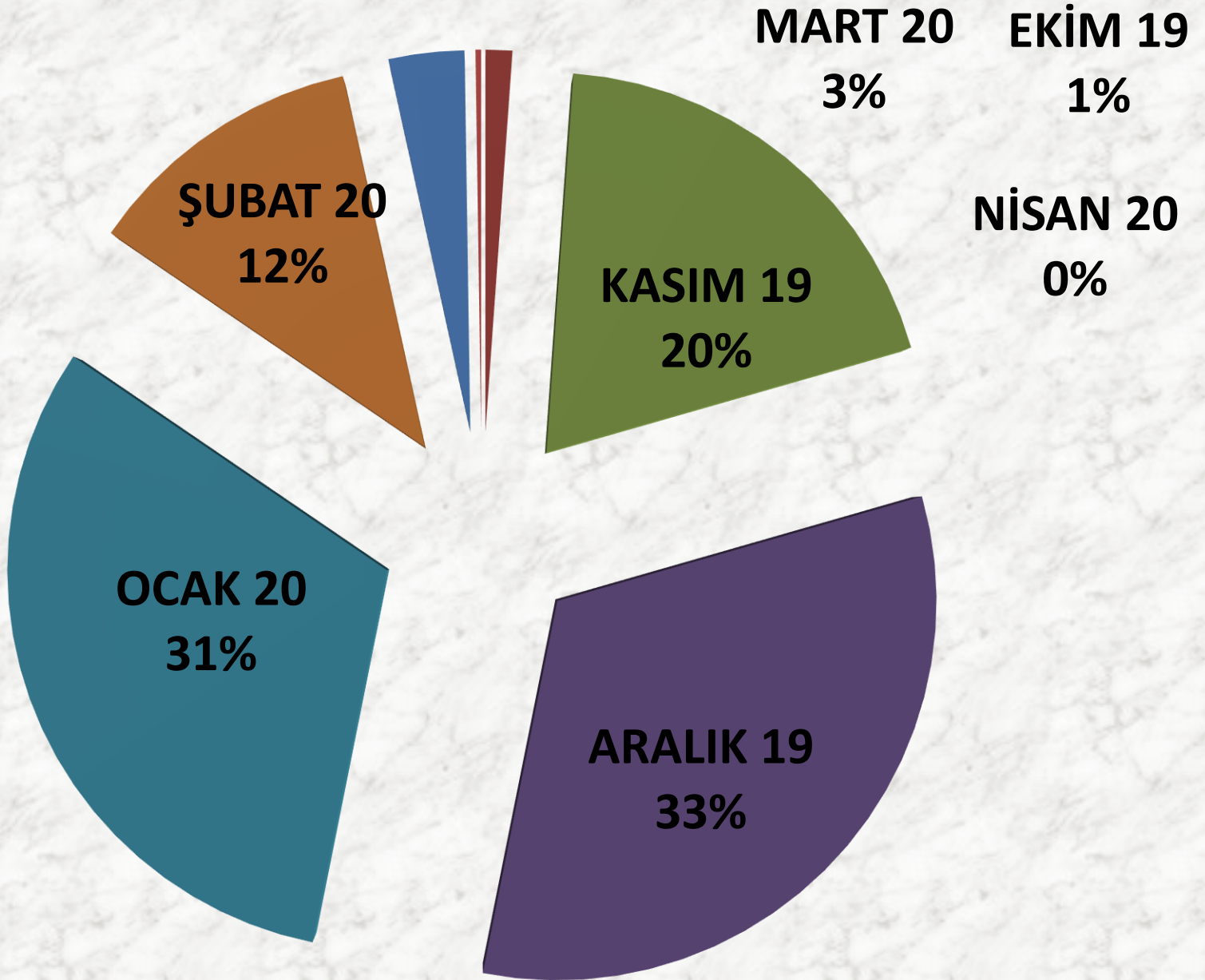
| ORTALAMA<br>FİYAT | 2018 AĞUSTOS | 2019 AĞUSTOS |   | 2020 AĞUSTOS |   |
|-------------------|--------------|--------------|---|--------------|---|
| MTS               | -            | -            | - | -            | - |

# AYLIK KÜTLÜ PAMUK FİYAT TRENDİ (TL)



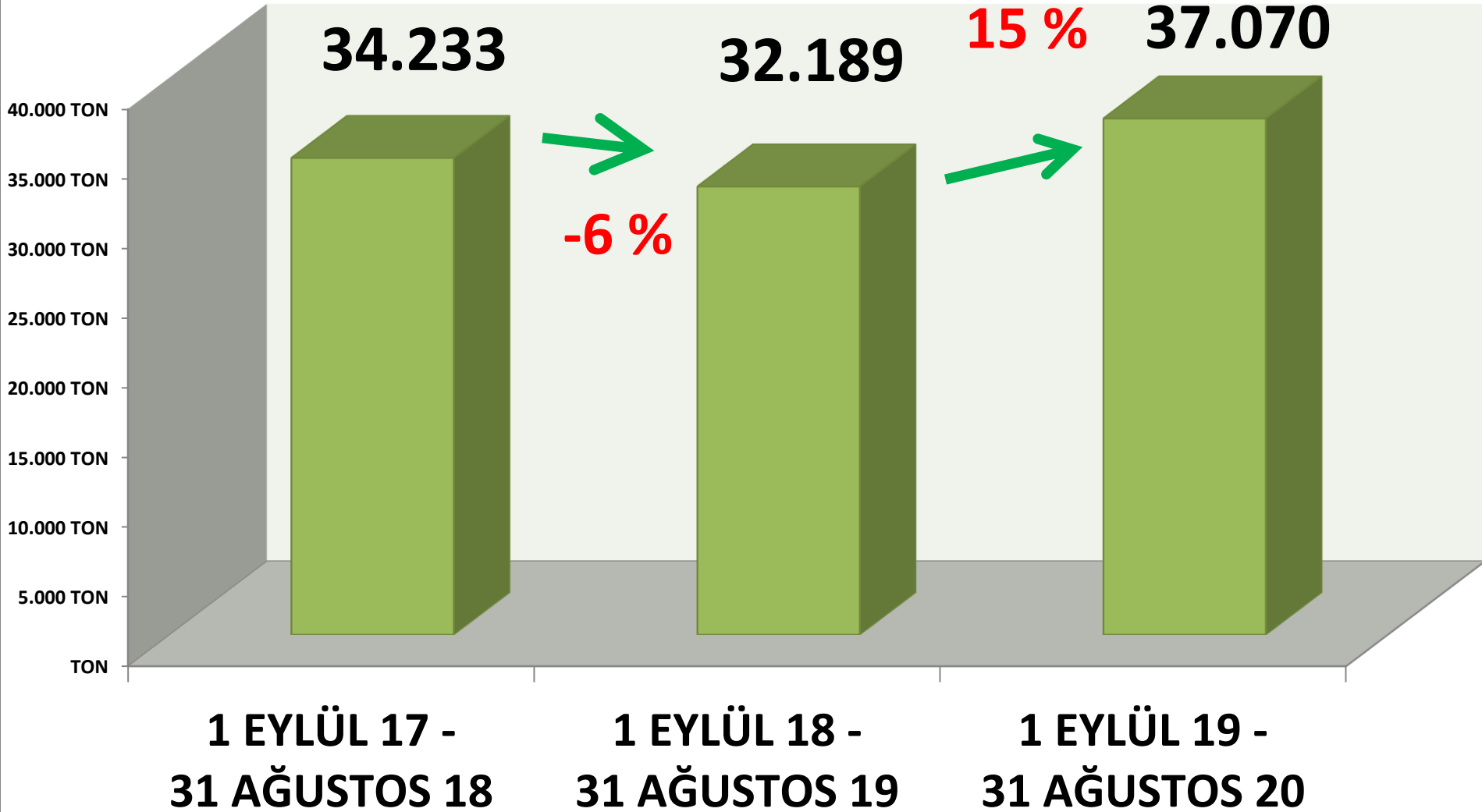
# AYLIK KÜTLÜ PAMUK İŞLEM MİKTARI (TON)



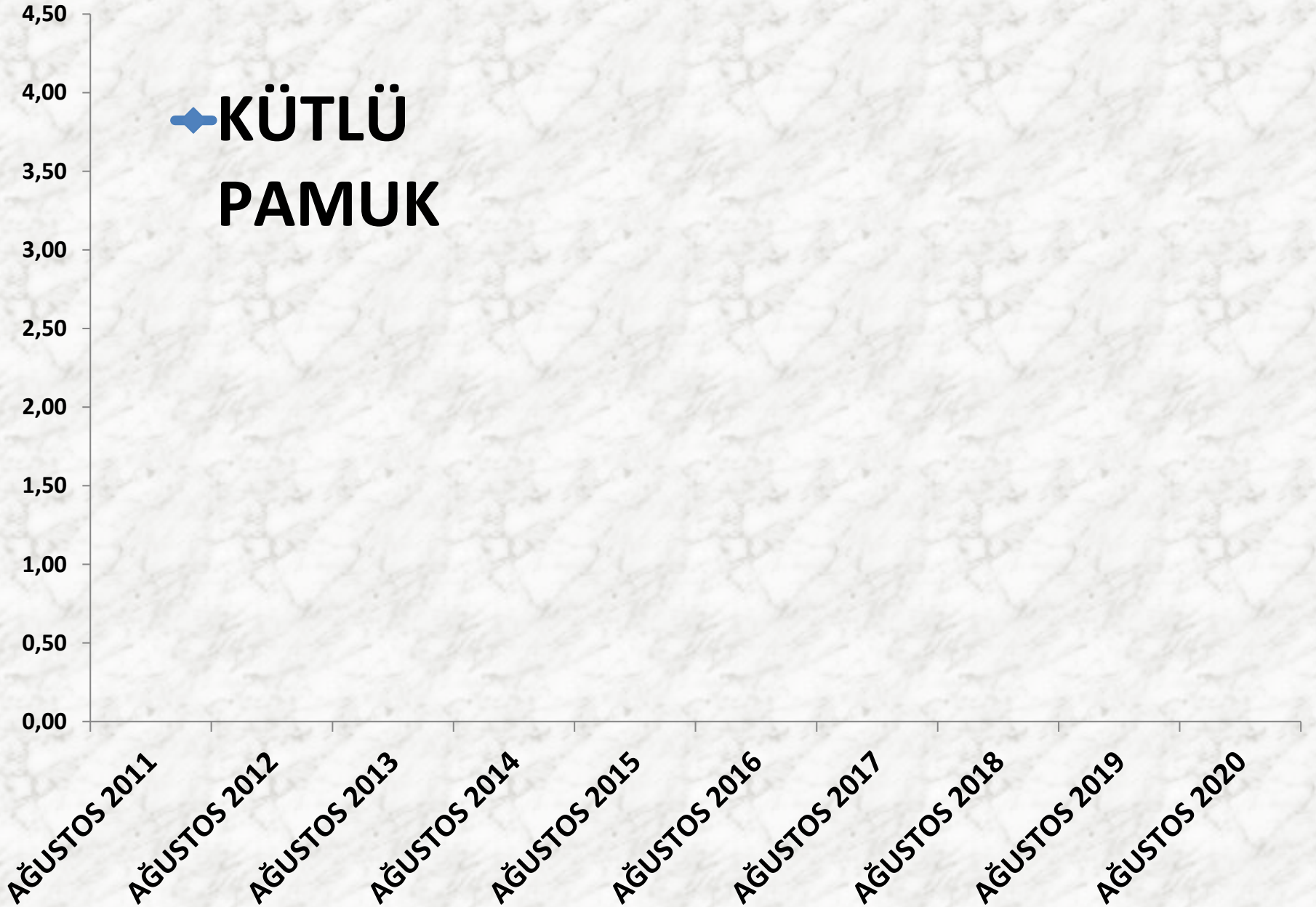


**AYLIK KÜTLÜ PAMUK MTS İŞLEM MİKTARI  
ORANLARI**

# YILLIK TOPLAM KÜTLÜ PAMUK İŞLEM MİKTARI (TON)



# AĞUSTOS AYLARI K.PAMUK FİYAT TRENDİ(TL)



# MAHLIÇ PAMUK

| İŞLEM MİKTARI<br>(TON) | 2018 AĞUSTOS | 2019 AĞUSTOS |   | 2020 AĞUSTOS |         |
|------------------------|--------------|--------------|---|--------------|---------|
| TTS                    | 26 TON       | -            | - | -            | 505 TON |

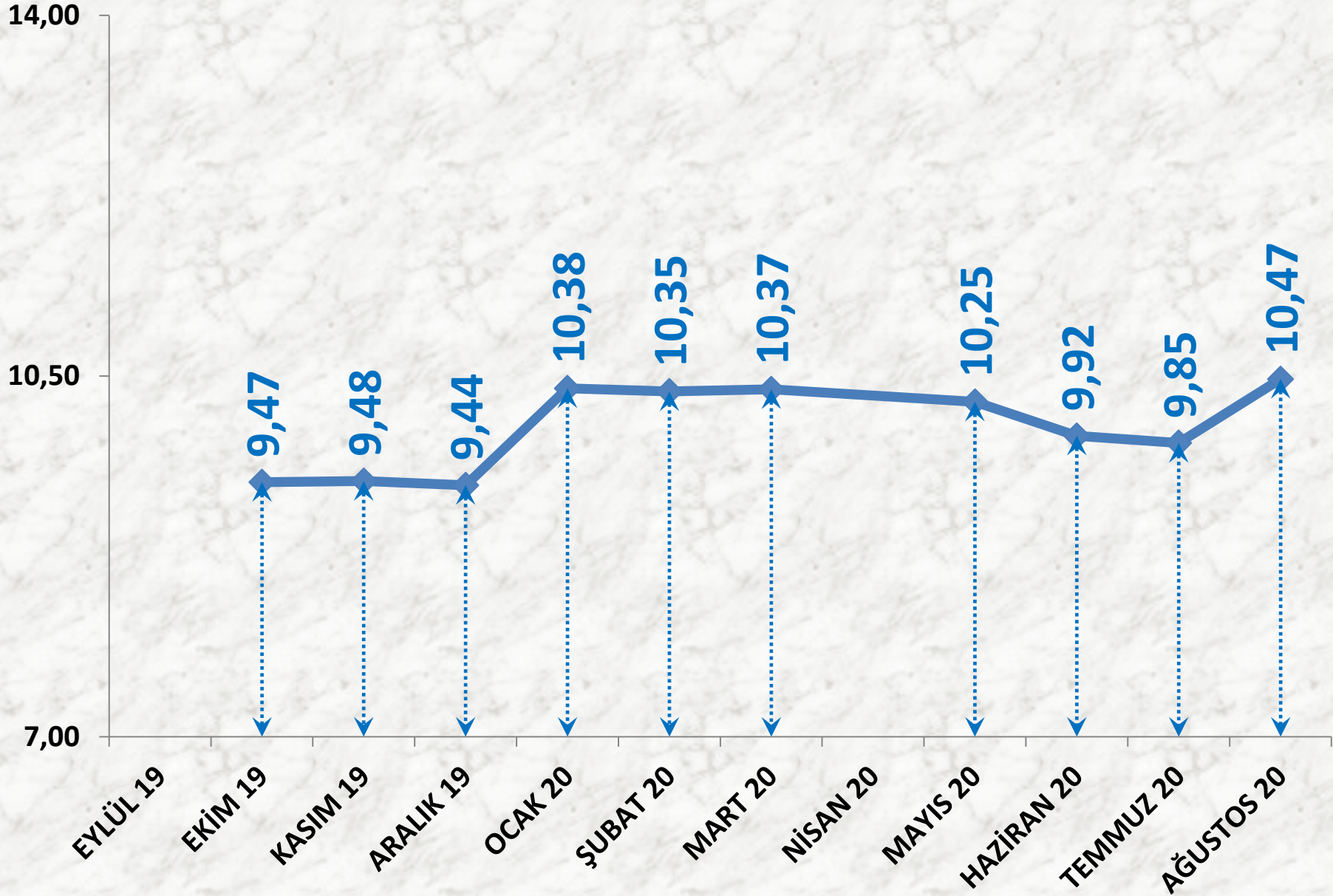
| EN AZ FİYAT | 2018 AĞUSTOS | 2019 AĞUSTOS |   | 2020 AĞUSTOS |         |
|-------------|--------------|--------------|---|--------------|---------|
| TTS         | 9,50 TL      | -            | - | -            | 9,80 TL |

| EN ÇOK FİYAT | 2018 AĞUSTOS | 2019 AĞUSTOS |   | 2020 AĞUSTOS |          |
|--------------|--------------|--------------|---|--------------|----------|
| TTS          | 9,50 TL      | -            | - | -            | 10,85 TL |

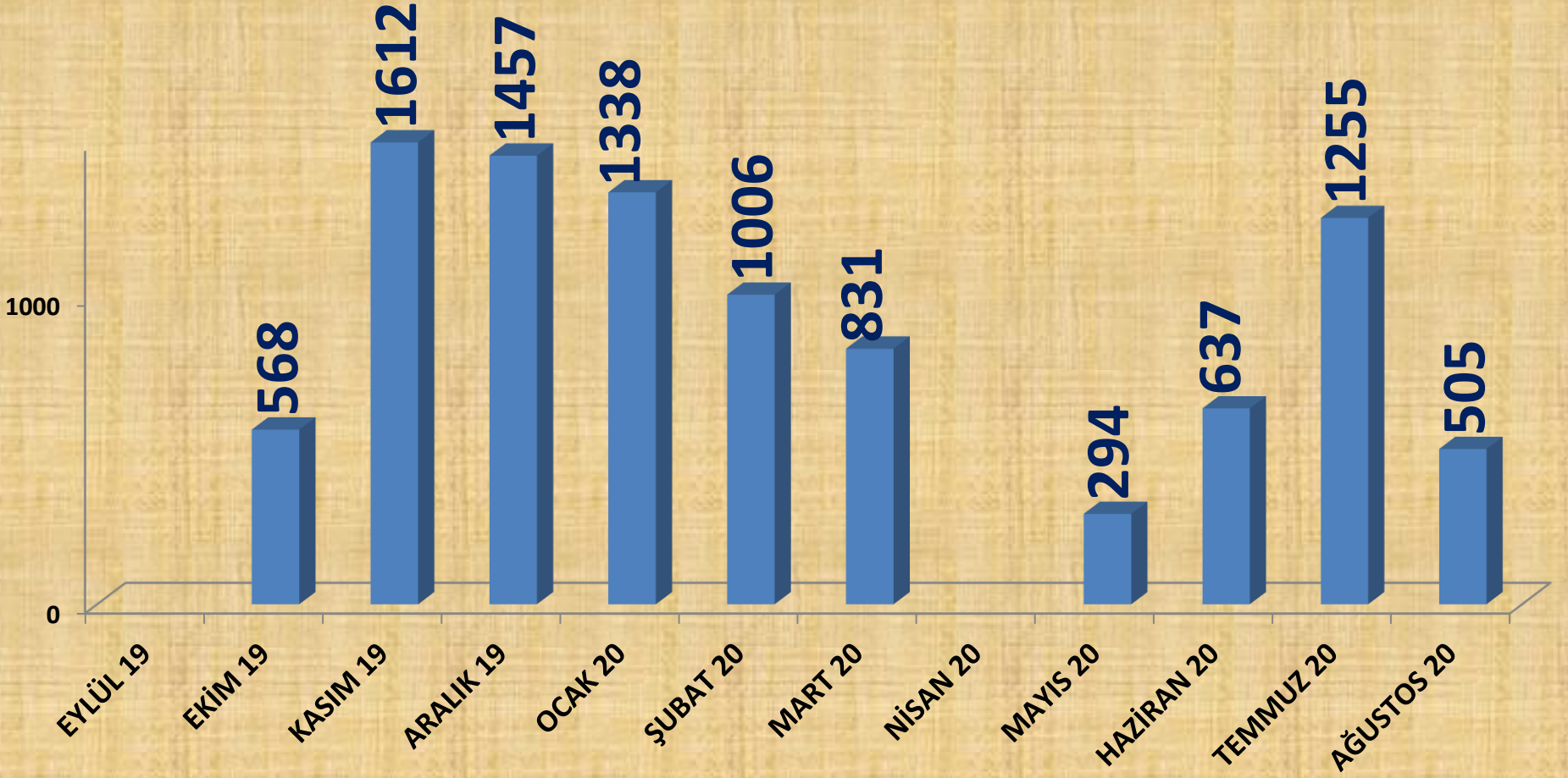
| ORTALAMA FİYAT | 2018 AĞUSTOS | 2019 AĞUSTOS |   | 2020 AĞUSTOS |          |
|----------------|--------------|--------------|---|--------------|----------|
| TTS            | 9,50 TL      | -            | - | -            | 10,47 TL |



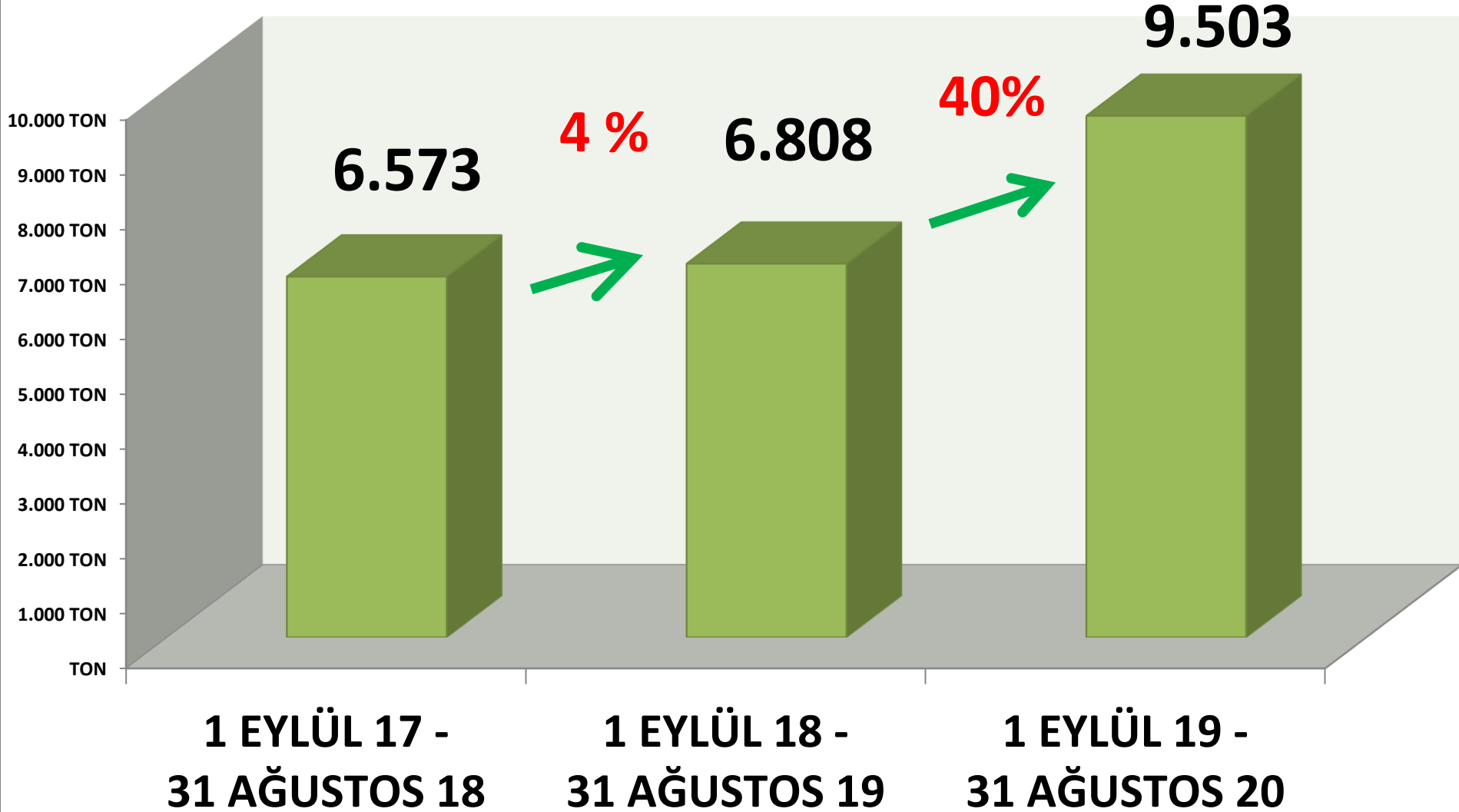
# AYLIK MAHLIÇ PAMUK FİYAT TRENDİ (TL)



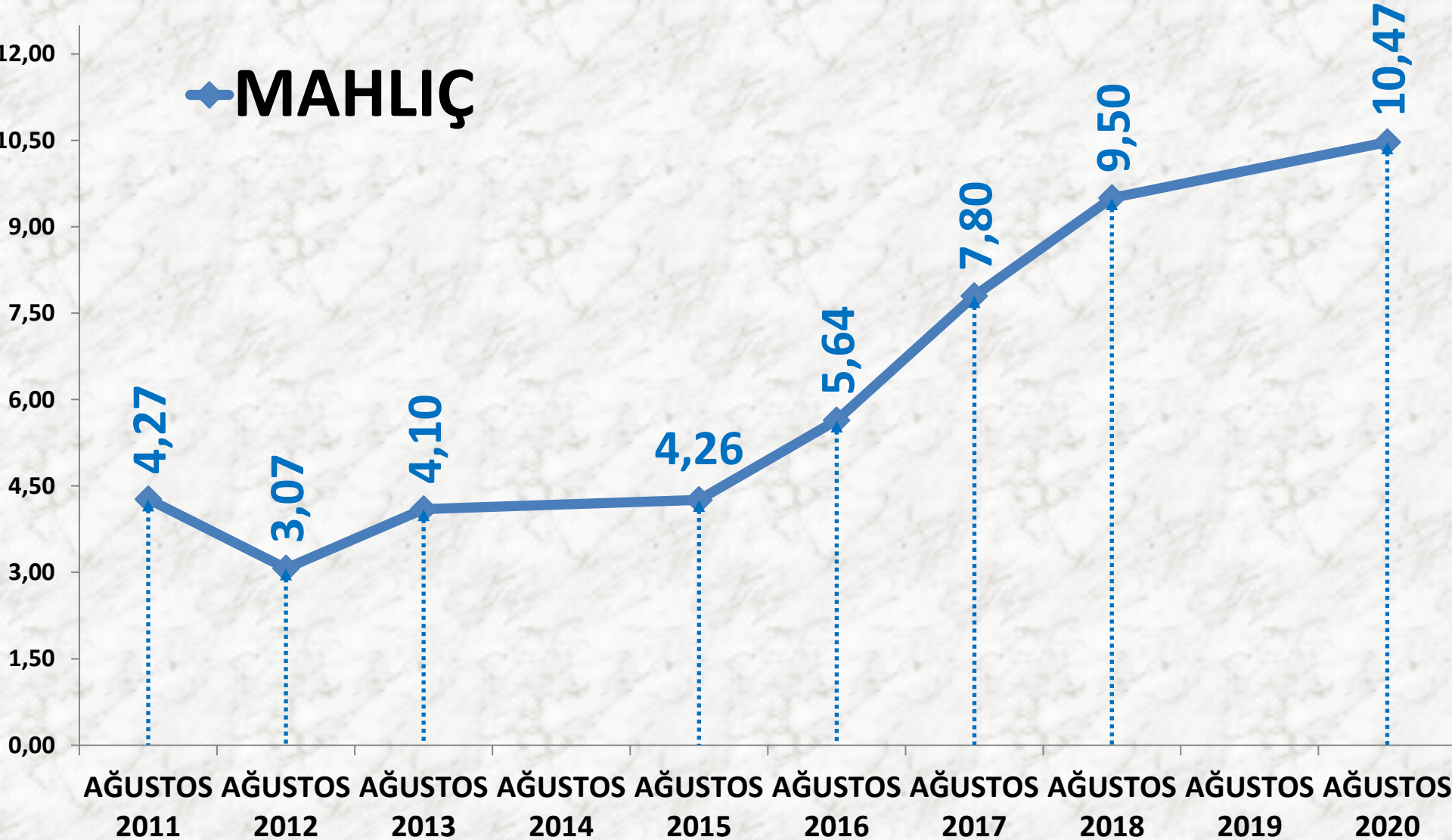
# AYLIK MAHLIÇ PAMUK İŞLEM MİKTARI (TON)



# YILLIK TOPLAM MAHLIÇ PAMUK İŞLEM MİKTARI (TON)



# AĞUSTOS AYLARI MAHLIÇ PAMUK FİYAT ORT. (TL)



# KEKİK

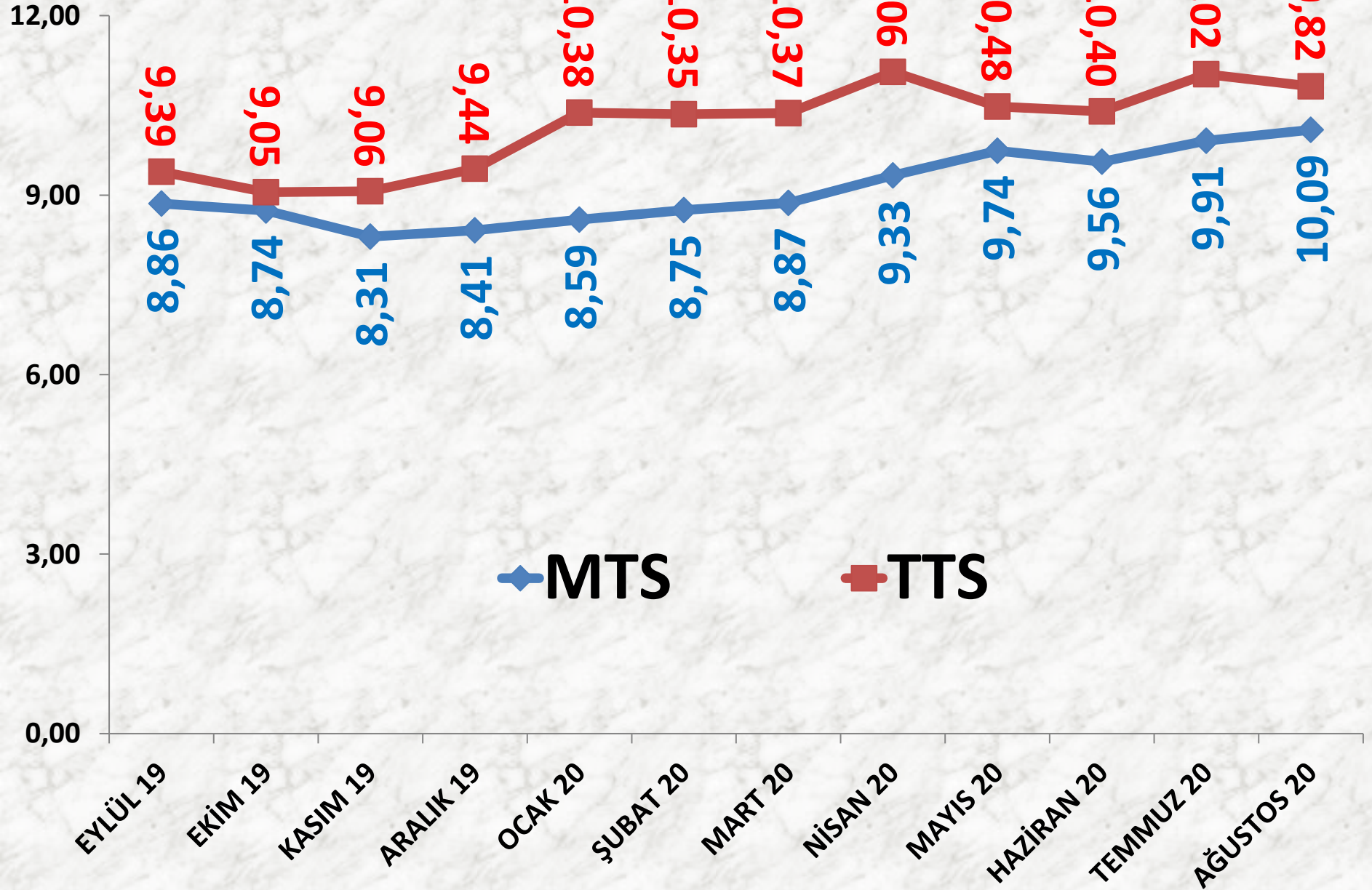
| <b>İŞLEM HACMI<br/>(TON)</b> | <b>2018 AĞUSTOS</b> | <b>2019 AĞUSTOS</b> |                 | <b>2020 AĞUSTOS</b> |                 |
|------------------------------|---------------------|---------------------|-----------------|---------------------|-----------------|
| <i>MTS</i>                   | <b>1471 TON</b>     | <b>94%</b>          | <b>2854 TON</b> | <b>45%</b>          | <b>4151 TON</b> |
| <i>TTS</i>                   | <b>1131 TON</b>     | <b>97%</b>          | <b>2230 TON</b> | <b>55%</b>          | <b>3458 TON</b> |

| <b>EN AZ FİYAT</b> | <b>2018 AĞUSTOS</b> | <b>2019 AĞUSTOS</b> |                | <b>2020 AĞUSTOS</b> |                |
|--------------------|---------------------|---------------------|----------------|---------------------|----------------|
| <i>MTS</i>         | <b>4,04 TL</b>      | <b>73%</b>          | <b>7,00 TL</b> | <b>17%</b>          | <b>8,16 TL</b> |
| <i>TTS</i>         | <b>4,00 TL</b>      | <b>6%</b>           | <b>4,25 TL</b> | <b>74%</b>          | <b>7,39 TL</b> |

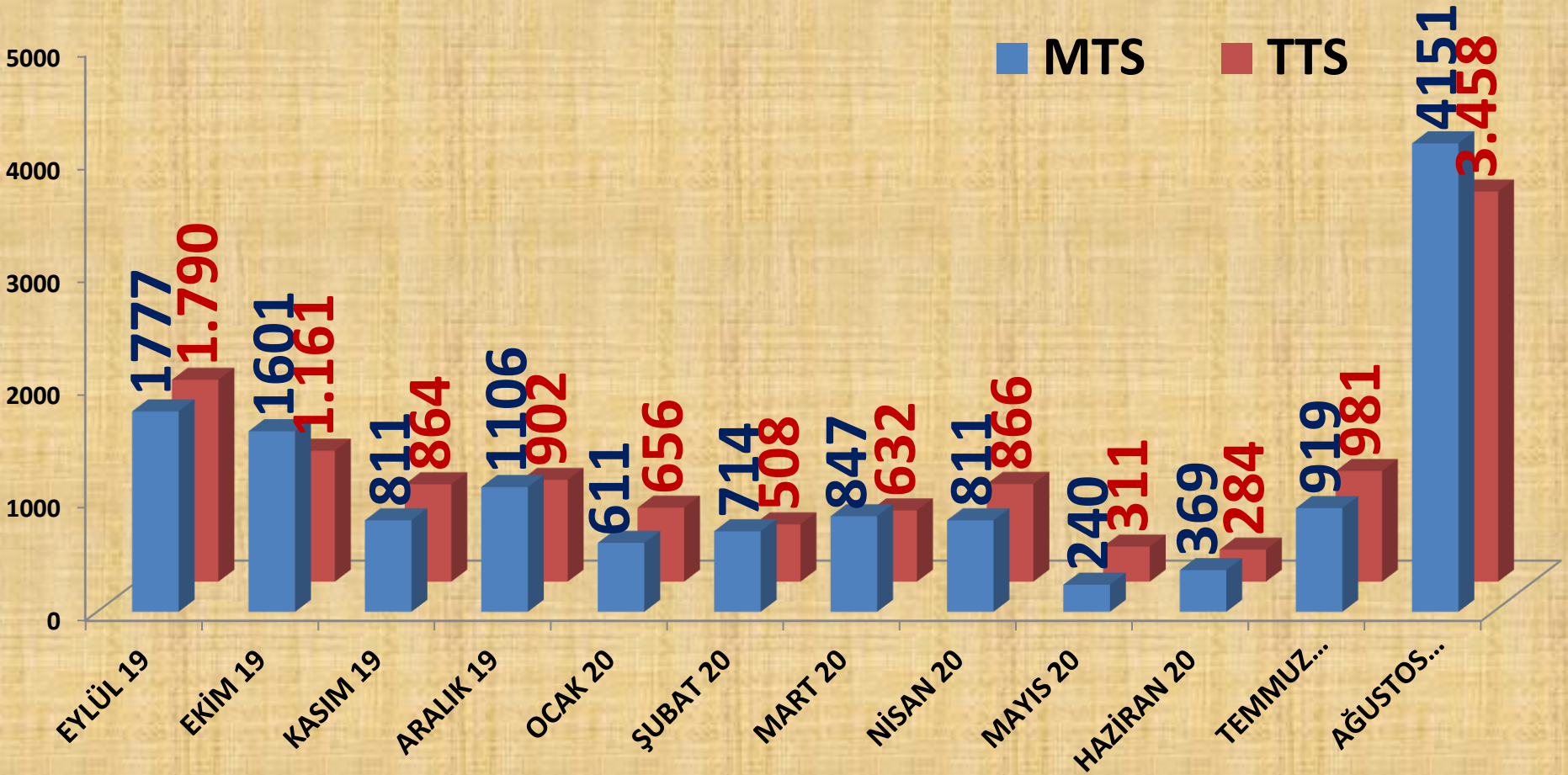
| <b>EN ÇOK FİYAT</b> | <b>2018 AĞUSTOS</b> | <b>2019 AĞUSTOS</b> |                 | <b>2020 AĞUSTOS</b> |                 |
|---------------------|---------------------|---------------------|-----------------|---------------------|-----------------|
| <i>MTS</i>          | <b>13,00 TL</b>     | <b>-28%</b>         | <b>9,36 TL</b>  | <b>15%</b>          | <b>10,80 TL</b> |
| <i>TTS</i>          | <b>17,50 TL</b>     | <b>43%</b>          | <b>25,00 TL</b> | <b>-12%</b>         | <b>22,00 TL</b> |

| <b>ORT. FİYAT</b> | <b>2018 AĞUSTOS</b> | <b>2019 AĞUSTOS</b> |                | <b>2020 AĞUSTOS</b> |                 |
|-------------------|---------------------|---------------------|----------------|---------------------|-----------------|
| <i>MTS</i>        | <b>7,34 TL</b>      | <b>18%</b>          | <b>8,64 TL</b> | <b>17%</b>          | <b>10,09 TL</b> |
| <i>TTS</i>        | <b>7,94 TL</b>      | <b>19%</b>          | <b>9,47 TL</b> | <b>14%</b>          | <b>10,82 TL</b> |

# AYLIK KEKİK FİYAT TRENDİ (₺)



# AYLIK KEKİK İŞLEM MİKTARI (TON)



**AĞUSTOS**

**20**

**30%**

**EYLÜL 19**

**13%**

**EKİM 19**

**11%**

**KASIM 19**

**6%**

**ARALIK 19**

**8%**

**OCAK 20**

**4%**

**ŞUBAT 20**

**5%**

**MART 20**

**6%**

**NİSAN 20**

**6%**

**HAZİRAN 20**

**3%**

**MAYIS 20**

**2%**

**TEMMUZ 20**

**6%**

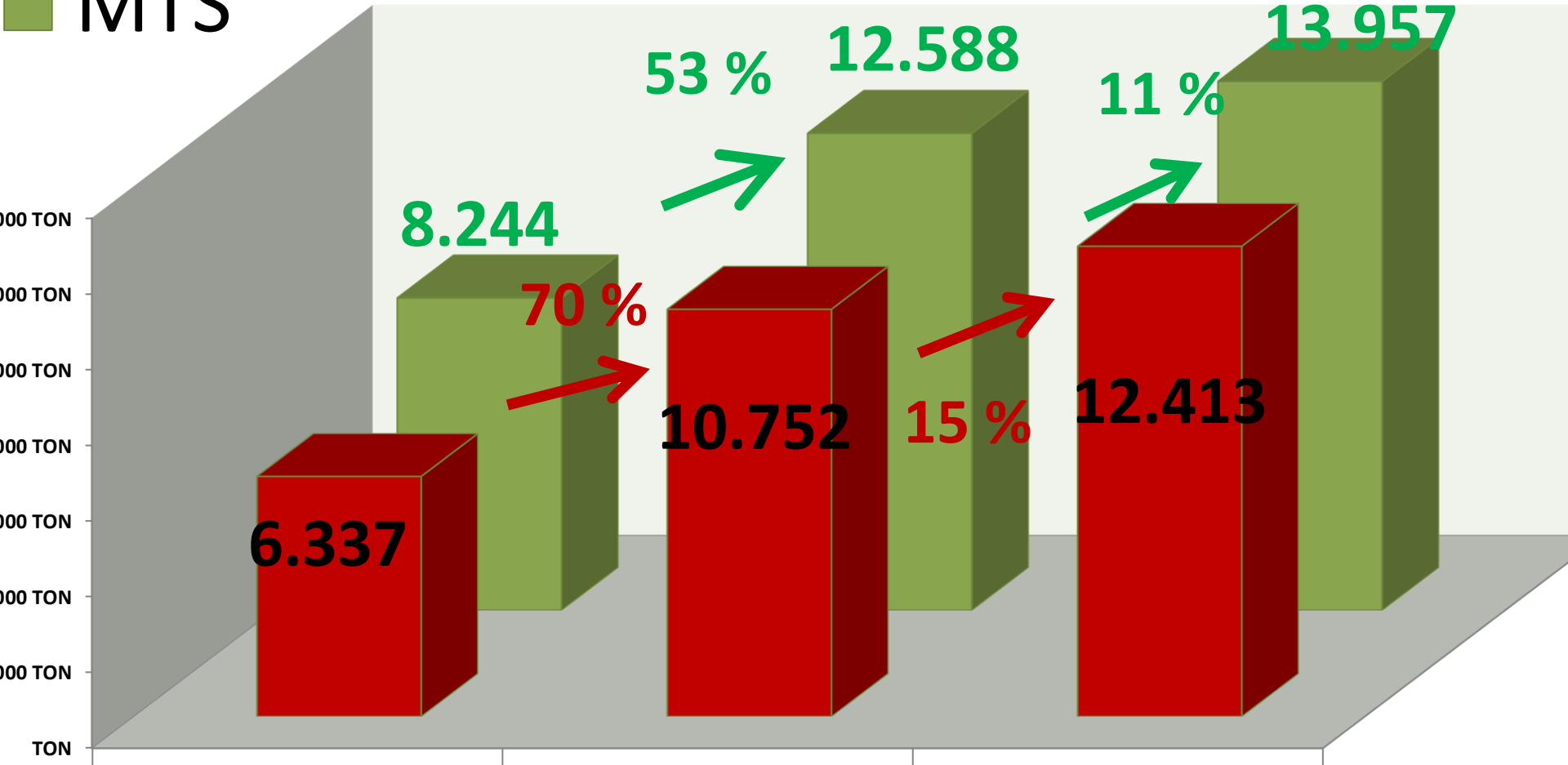
**AYLIK KEKİK MTS İŞLEM MİKTARI ORANLARI**



■ TTS

# YILLIK TOPLAM KEKİK İŞLEM MİKTARI<sub>(TON)</sub>

■ MTS



1 EYLÜL 17 -  
31 AĞUSTOS 18

1 EYLÜL 18 -  
31 AĞUSTOS 19

1 EYLÜL 19 -  
31 AĞUSTOS 20

# ANASON

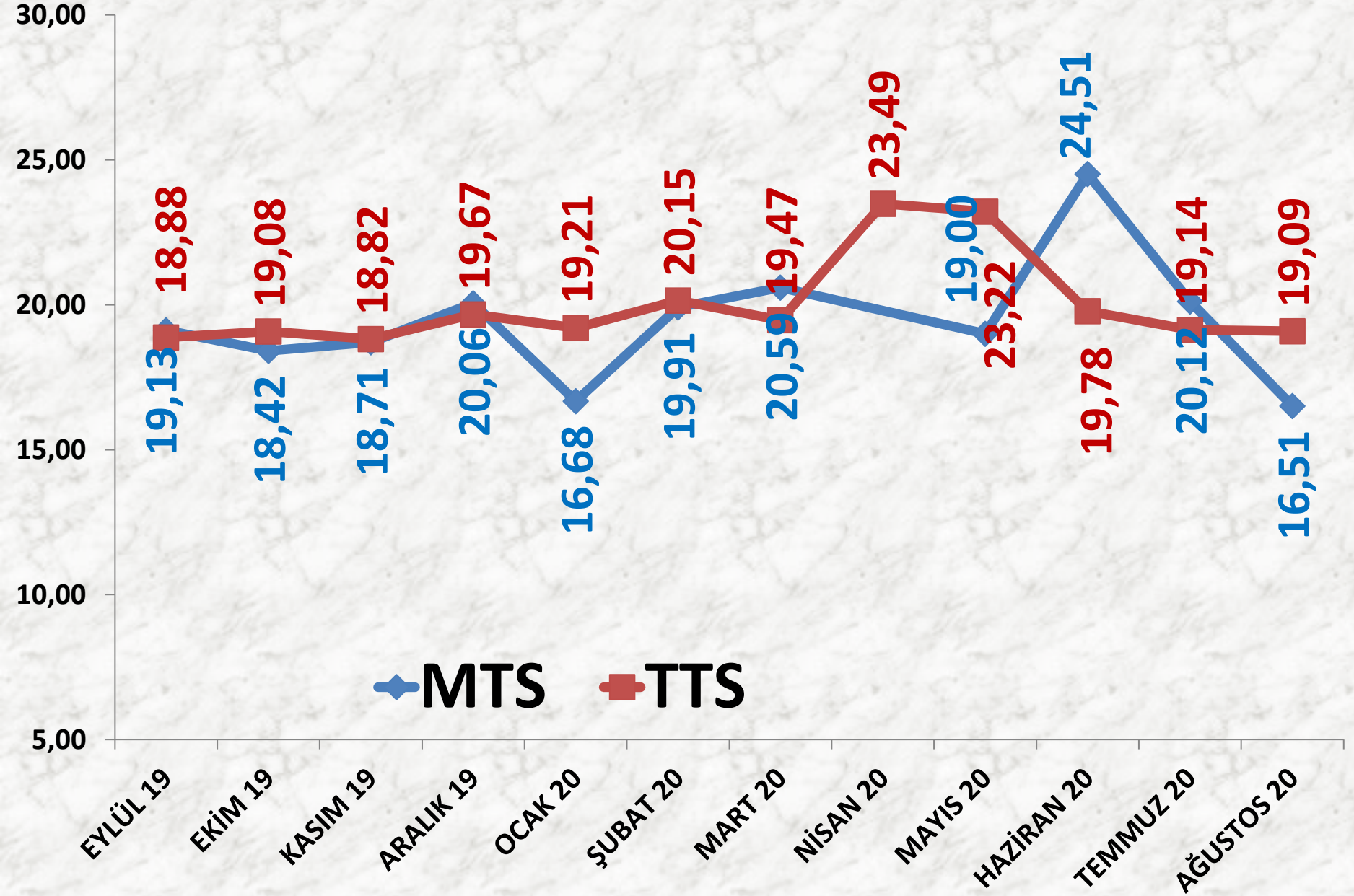
| İŞLEM MİKTARI<br>(TON) | 2018 AĞUSTOS |        | 2019 AĞUSTOS |        | 2020 AĞUSTOS |        |
|------------------------|--------------|--------|--------------|--------|--------------|--------|
|                        | <i>MTS</i>   | 15 TON | 182%         | 44 TON | -39%         | 26 TON |
| <i>TTS</i>             | 87 TON       | 66%    | 145 TON      | -71%   | 42 TON       |        |

| EN AZ FİYAT | 2018 AĞUSTOS |          | 2019 AĞUSTOS |          | 2020 AĞUSTOS |          |
|-------------|--------------|----------|--------------|----------|--------------|----------|
|             | MTS          | 19,00 TL | -16%         | 16,00 TL | 3%           | 16,51 TL |
| TTS         | 15,00 TL     | 9%       | 16,32 TL     | 10%      | 18,00 TL     |          |

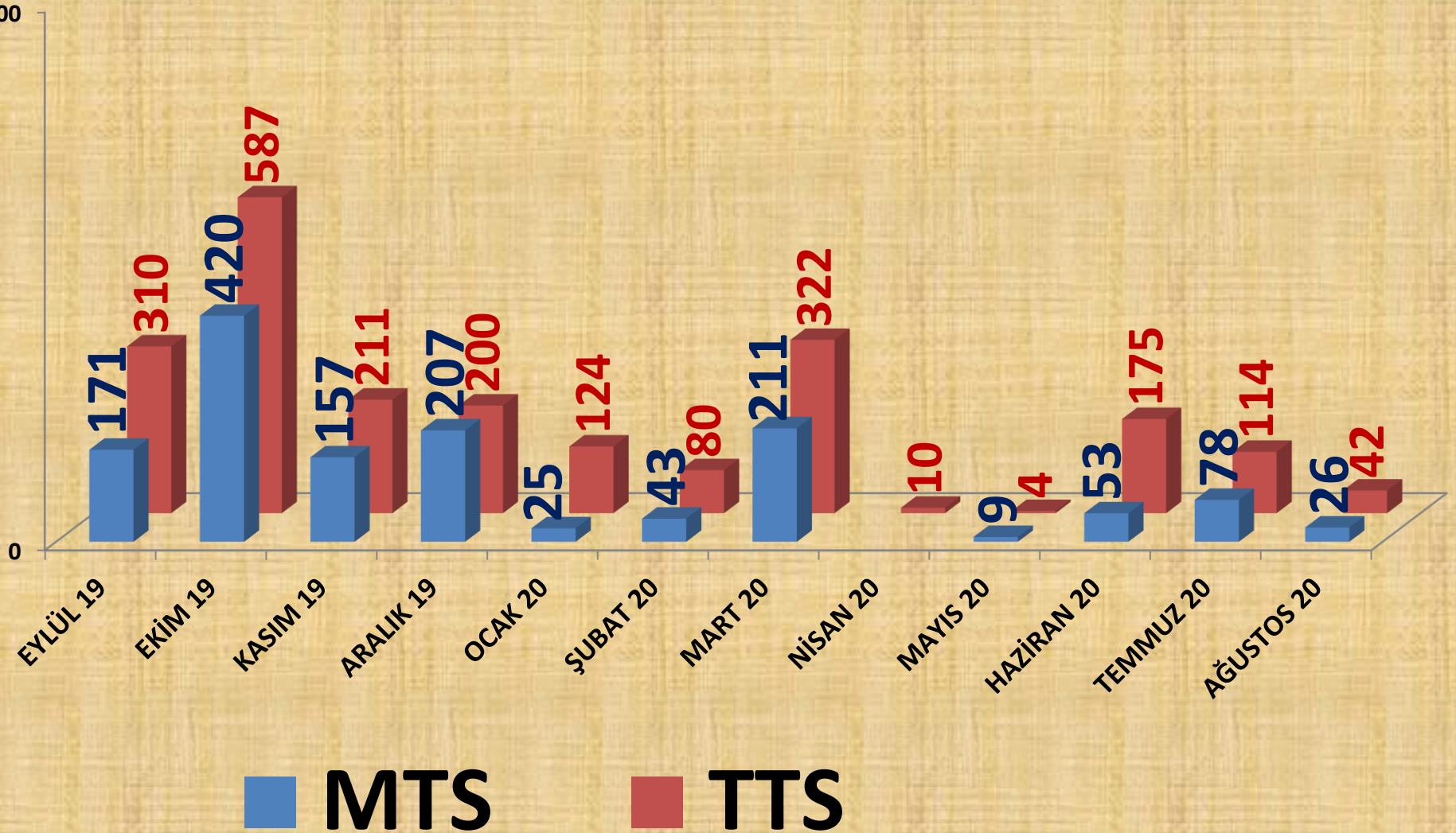
| EN ÇOK FİYAT | 2018 AĞUSTOS |          | 2019 AĞUSTOS |          | 2020 AĞUSTOS |          |
|--------------|--------------|----------|--------------|----------|--------------|----------|
|              | MTS          | 20,06 TL | 10%          | 22,00 TL | -25%         | 16,51 TL |
| TTS          | 23,78 TL     | 11%      | 26,38 TL     | -15%     | 22,45 TL     |          |

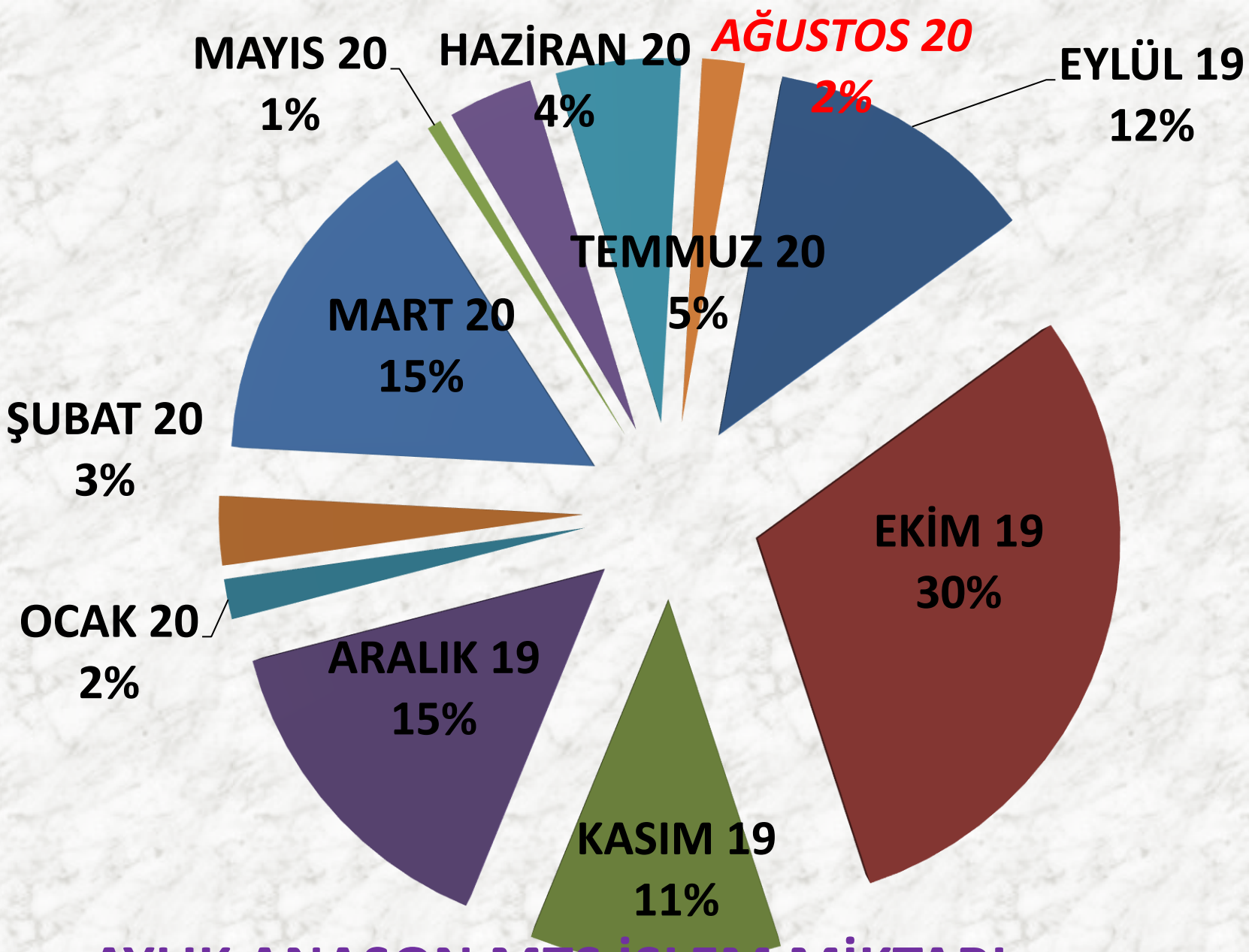
| ORT. FİYAT | 2018 AĞUSTOS |          | 2019 AĞUSTOS |          | 2020 AĞUSTOS |          |
|------------|--------------|----------|--------------|----------|--------------|----------|
|            | MTS          | 19,48 TL | -16%         | 16,31 TL | 1%           | 16,51 TL |
| TTS        | 17,05 TL     | 10%      | 18,78 TL     | 2%       | 19,09 TL     |          |

# AYLIK ANASON FİYAT TRENDİ (TL)



# AYLIK ANASON İŞLEM MİKTARI (TON)



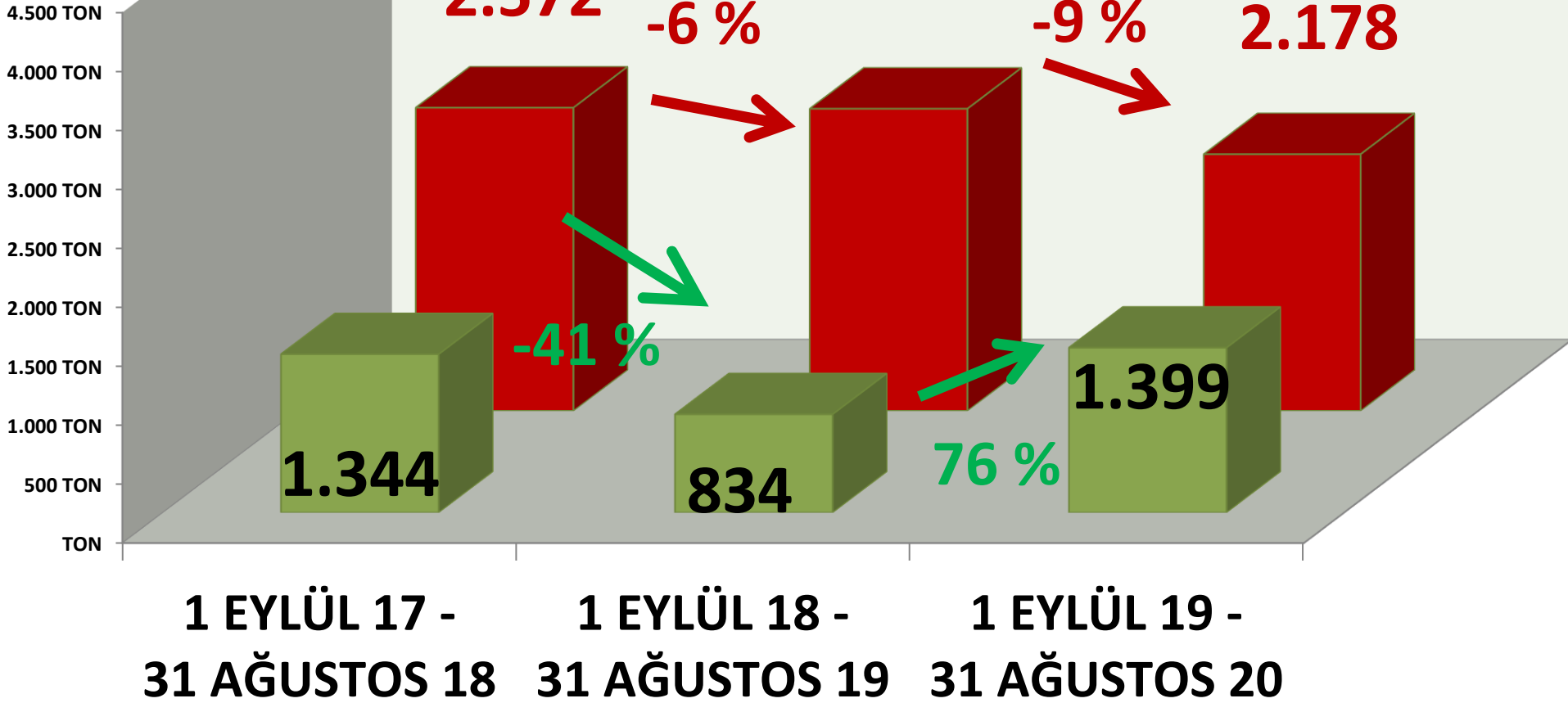


**AYLIK ANASON MTS İŞLEM MİKTARI  
ORANLARI**

# YILLIK TOPLAM ANASON İŞLEM MİKTARI (TON)

■ MTS

■ TTS



# KASAPLIK CANLI HAYVAN

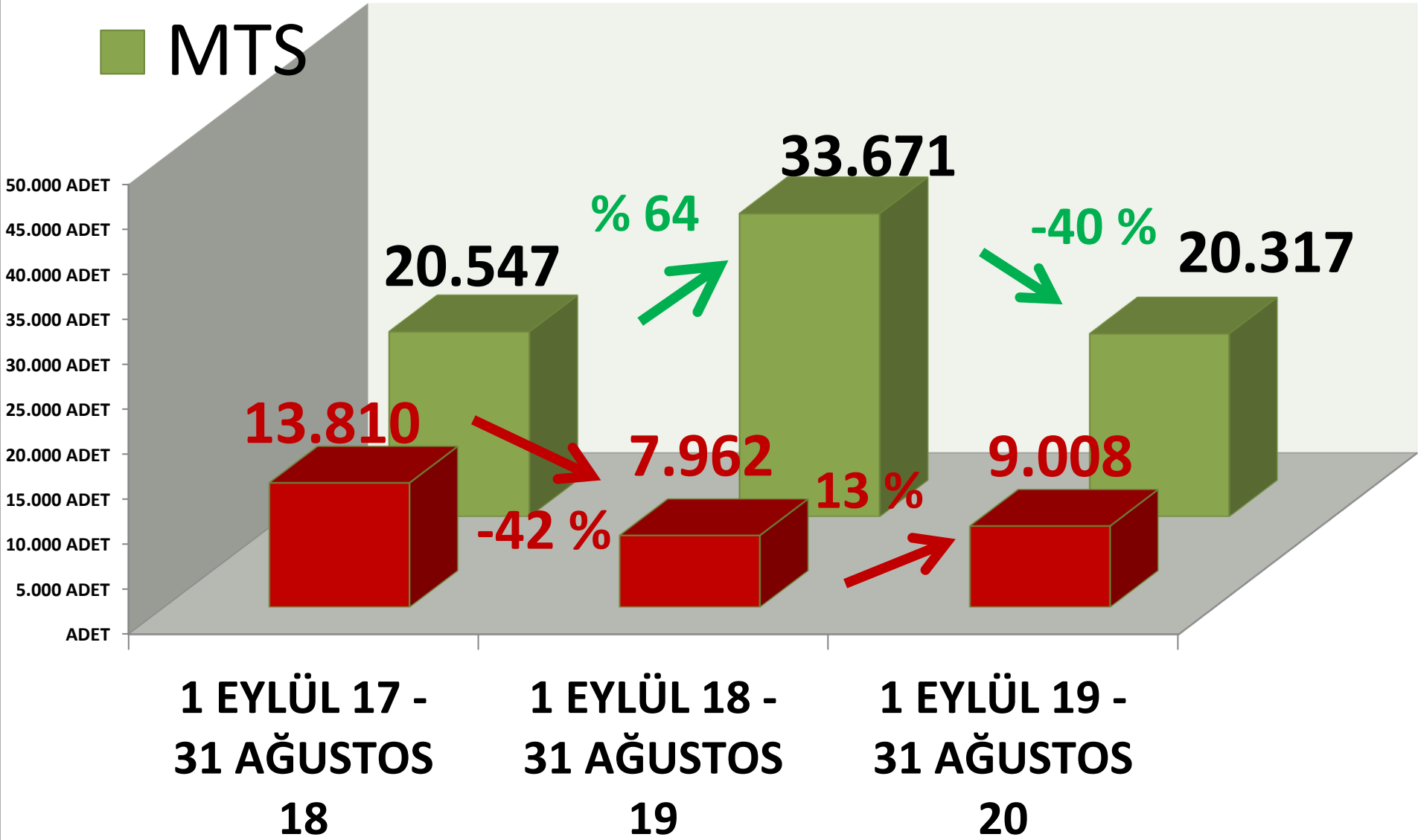
| BÜYÜKBAŞ<br>(ADET) | 2018 AĞUSTOS | 2019 AĞUSTOS |           | 2020 AĞUSTOS |           |
|--------------------|--------------|--------------|-----------|--------------|-----------|
| MTS                | 2126 ADET    | 9%           | 2316 ADET | -41%         | 1376 ADET |
| TTS                | 771 ADET     | 4%           | 805 ADET  | -48%         | 422 ADET  |

| KÜÇÜKBAŞ<br>(ADET) | 2018 AĞUSTOS | 2019 AĞUSTOS |           | 2020 AĞUSTOS |           |
|--------------------|--------------|--------------|-----------|--------------|-----------|
| MTS                | 5192 ADET    | -16%         | 4363 ADET | -86%         | 628 ADET  |
| TTS                | 1352 ADET    | 45%          | 1955 ADET | -19%         | 1579 ADET |

■ TTS

# YILLIK TOPLAM BÜYÜKBAŞ İŞLEM (ADET)

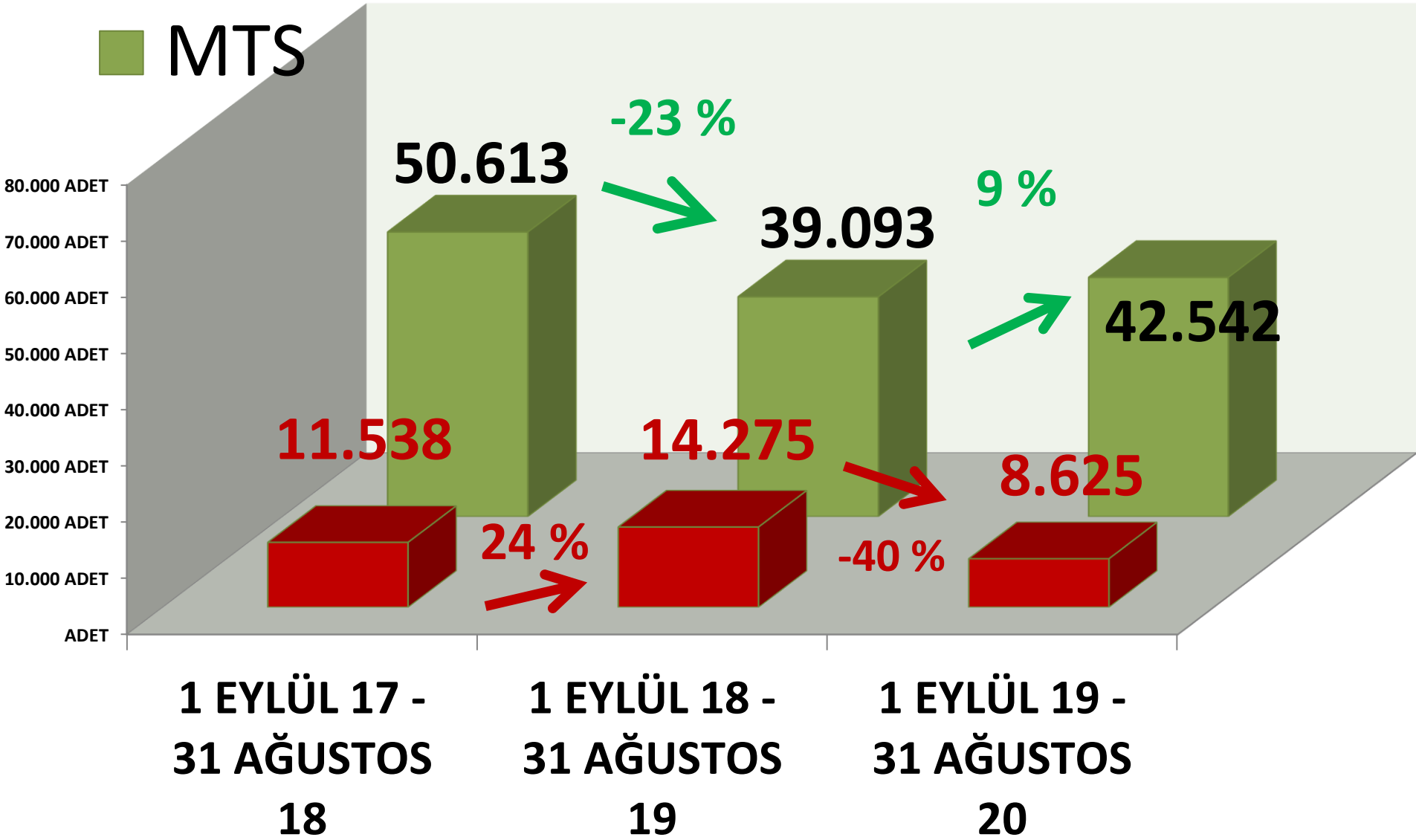
■ MTS





# TTS YILLIK TOPLAM KÜÇÜKBAŞ İŞLEM<sub>(ADET)</sub>

■ MTS





DİNLEDİĞİNİZ İÇİN  
TEŞEKKÜR EDERİM

RECEP MENGİ

