



ŞUBAT 2021 TESCİL SUNUMU



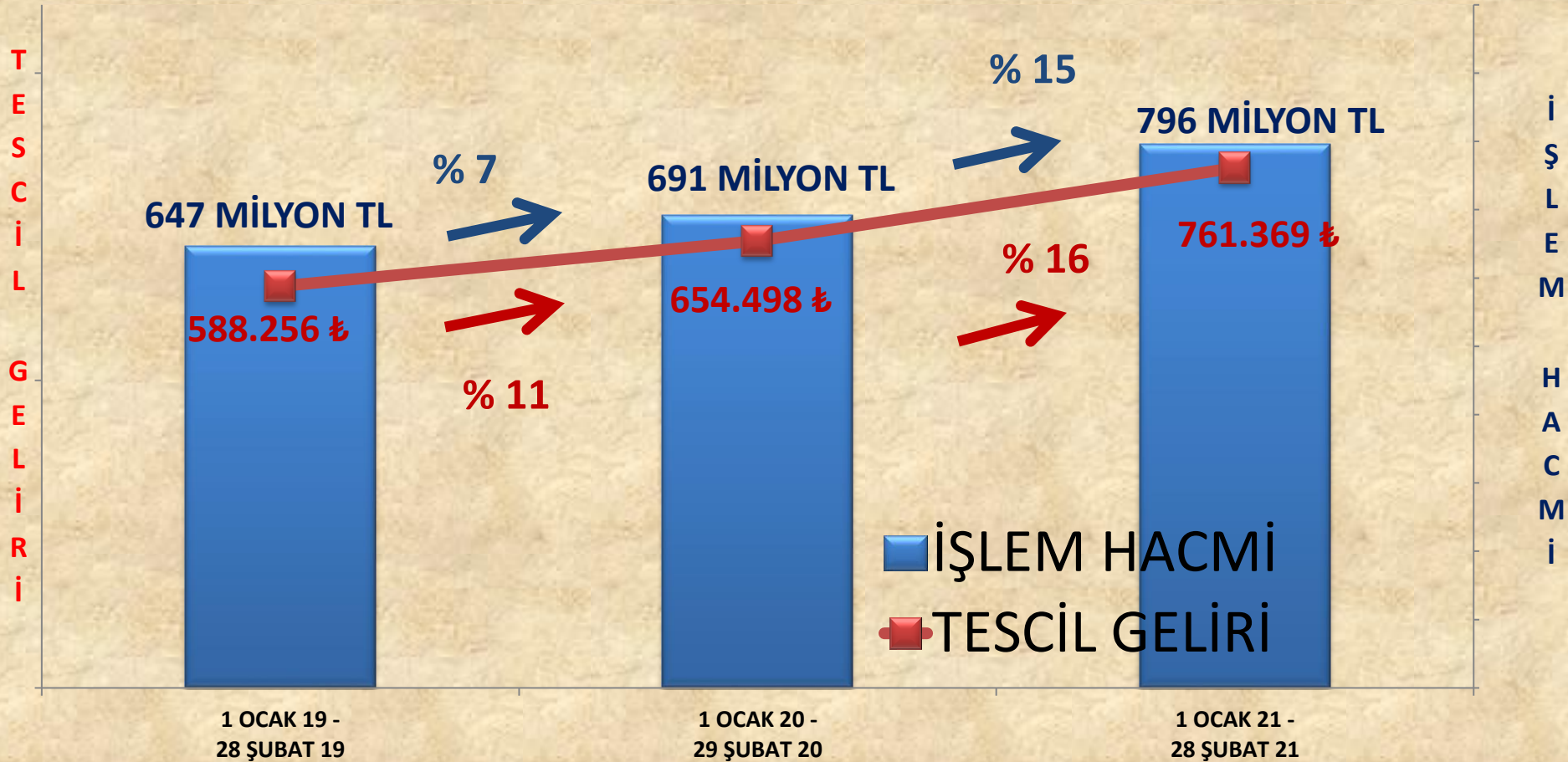
İŞLEM HACMİ VE TESCİL GELİRİ VERİLERİ

	2019 ŞUBAT		2020 ŞUBAT		2021 ŞUBAT
İŞLEM HACMİ	380 MİLYON TL	-10%	343 MİLYON TL	41%	482 MİLYON TL
TESCİL GELİRİ	345.819 TL	-5%	327.960 TL	41%	461.678 TL



İŞLEM HACMİ VE TESCİL GELİRİ VERİLERİ

	1 OCAK 19 - 28 ŞUBAT 19		1 OCAK 20 - 29 ŞUBAT 20		1 OCAK 21 - 28 ŞUBAT 21
İŞLEM HACMİ	647 MİLYON TL	7%	691 MİLYON TL	15%	796 MİLYON TL
TESCİL GELİRİ	588.256 TL	11%	654.498 TL	16%	761.369 TL



TÜTÜN TESCİL MİKTARI

MAHSÜL YILI	2017	2018		2019		2020	
İŞLEM MİKTARI	25.240 TON	-36%	16.201 TON	10%	17.895 TON	-18%	14.712 TON

TÜTÜN FİYATLARI

MAHSÜL YILI	2017	2018		2019		2020	
MTS	15,98 TL	24%	19,76 TL	10%	21,74 TL	15%	24,99 TL

TÜTÜN İŞLEM HACMİ

MAHSÜL YILI	2017	2018		2019		2020	
MTS	403 Milyon TL	-21%	320 Milyon TL	22%	389 Milyon TL	-6%	368 Milyon TL

TÜTÜN TESCİL GELİRİ

MAHSÜL YILI	2017	2018		2019		2020	
MTS	393 Bin TL	-26%	312 Bin TL	18%	379 Bin TL	-5%	358 Bin TL

ARPA

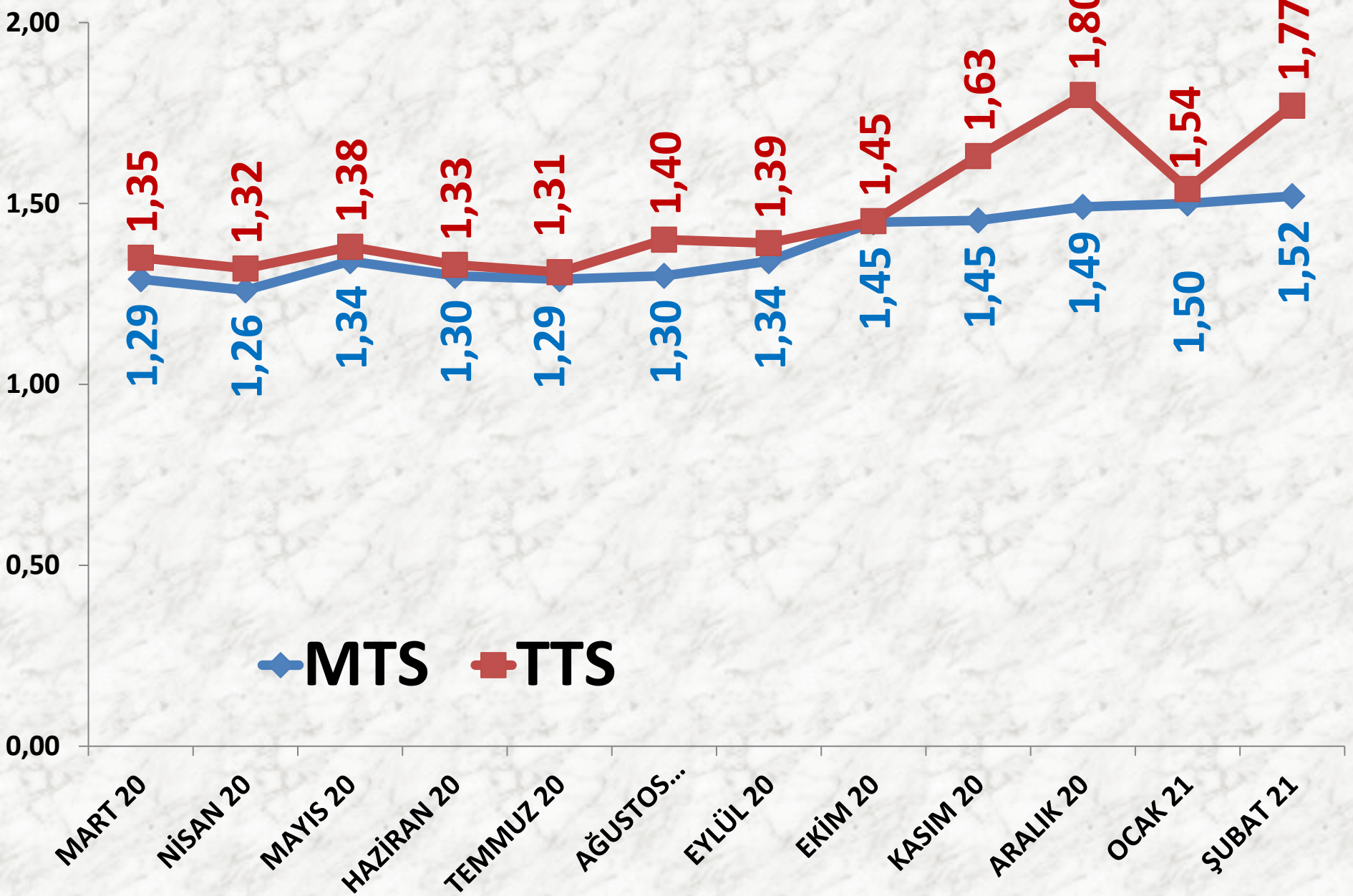
İŞLEM HACMİ (TON)	2019 ŞUBAT	2020 ŞUBAT		2021 ŞUBAT	
<i>MTS</i>	210 TON	-48%	110 TON	752%	934 TON
<i>TTS</i>	537 TON	-95%	26 TON	2881%	775 TON

EN AZ FİYAT	2019 ŞUBAT	2020 ŞUBAT		2021 ŞUBAT	
MTS	0,95 TL	32%	1,25 TL	3%	1,29 TL
TTS	1,15 TL	4%	1,20 TL	8%	1,30 TL

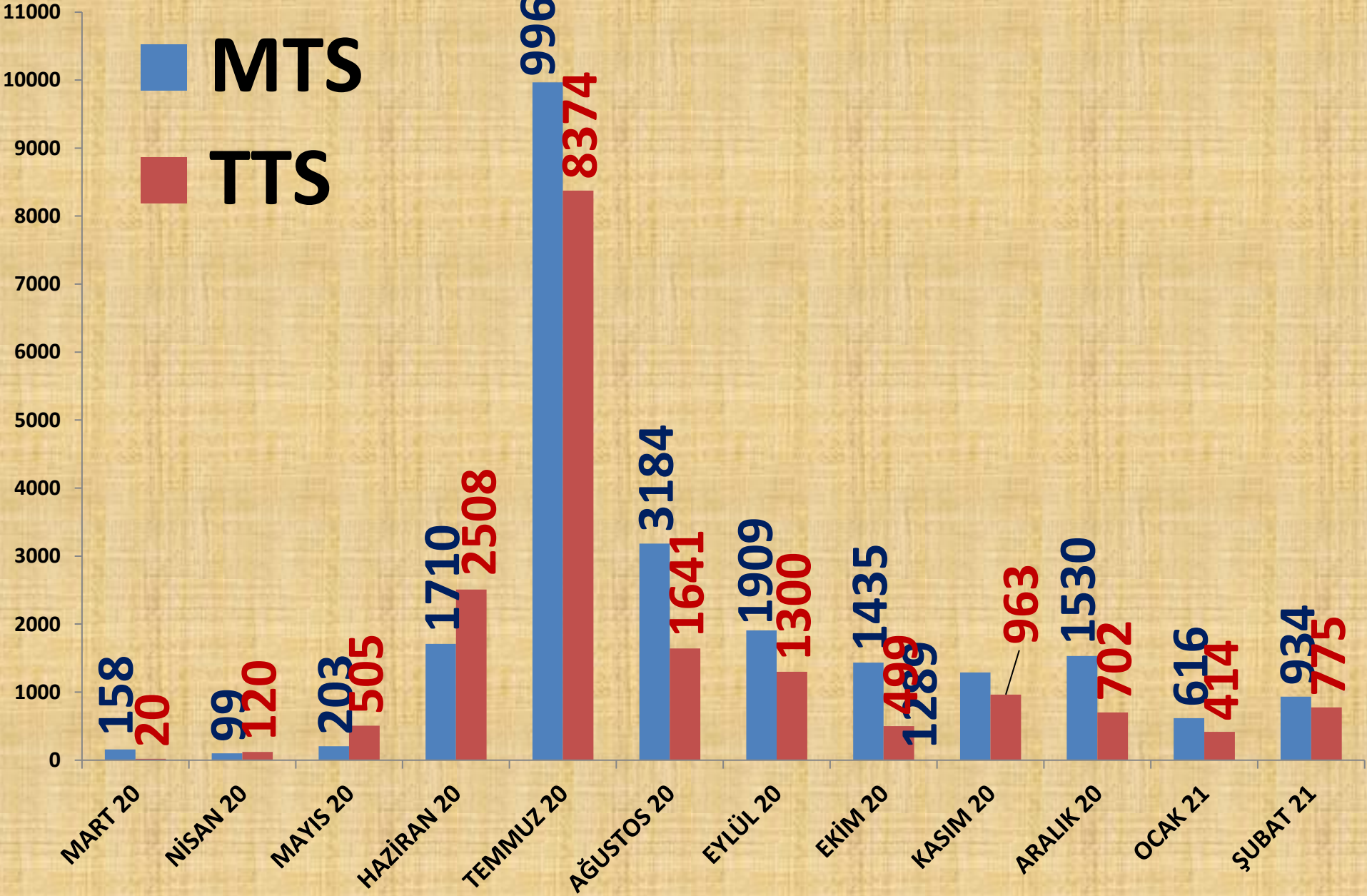
EN ÇOK FİYAT	2019 ŞUBAT	2020 ŞUBAT		2021 ŞUBAT	
MTS	1,20 TL	25%	1,50 TL	33%	2,00 TL
TTS	1,18 TL	31%	1,55 TL	23%	1,90 TL

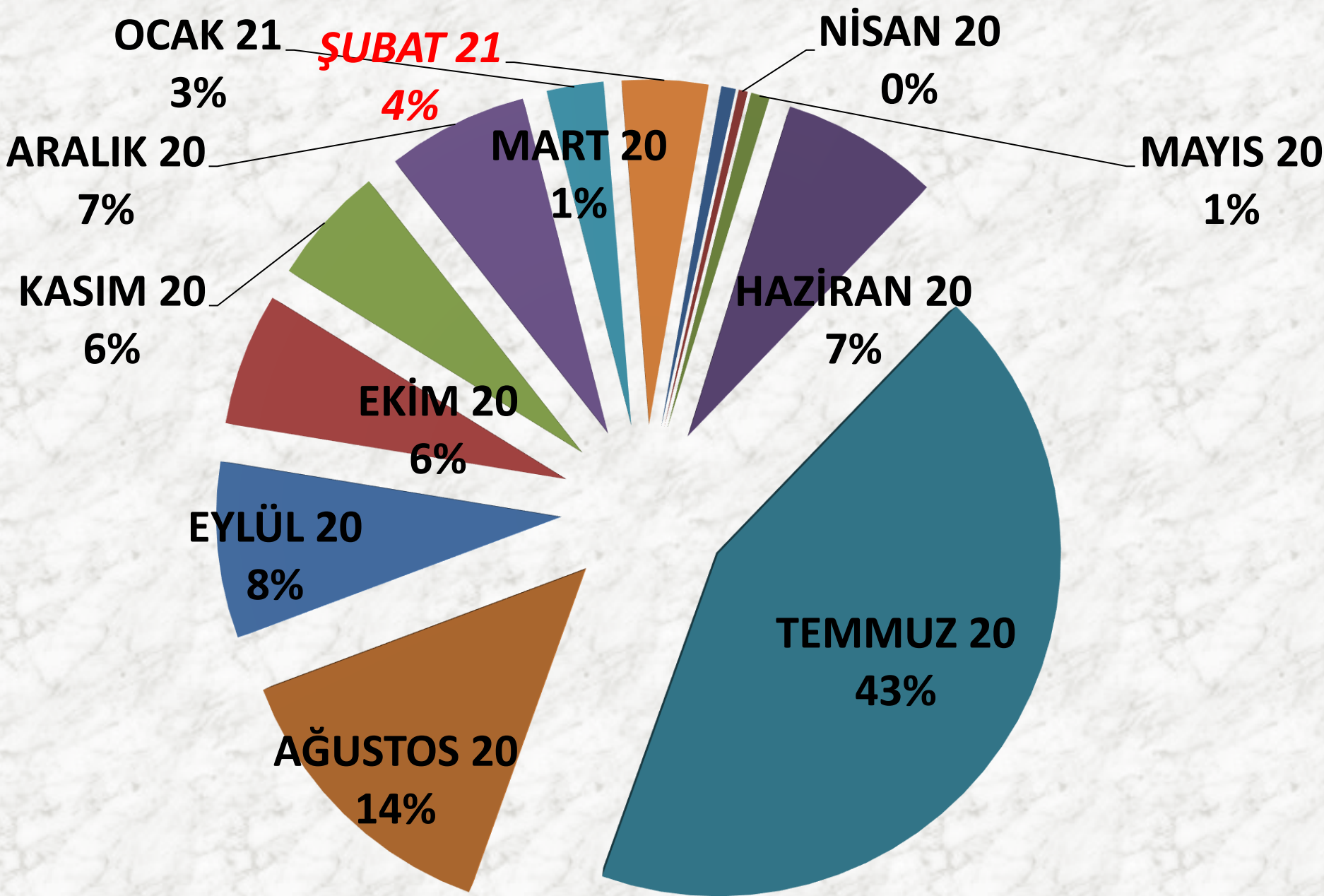
ORT. FİYAT	2019 ŞUBAT	2020 ŞUBAT		2021 ŞUBAT	
MTS	1,01 TL	33%	1,34 TL	13%	1,52 TL
TTS	1,17 TL	16%	1,37 TL	29%	1,77 TL

AYLIK ARPA FİYAT TRENDİ (TL)



AYLIK ARPA İŞLEM MİKTARI (TON)



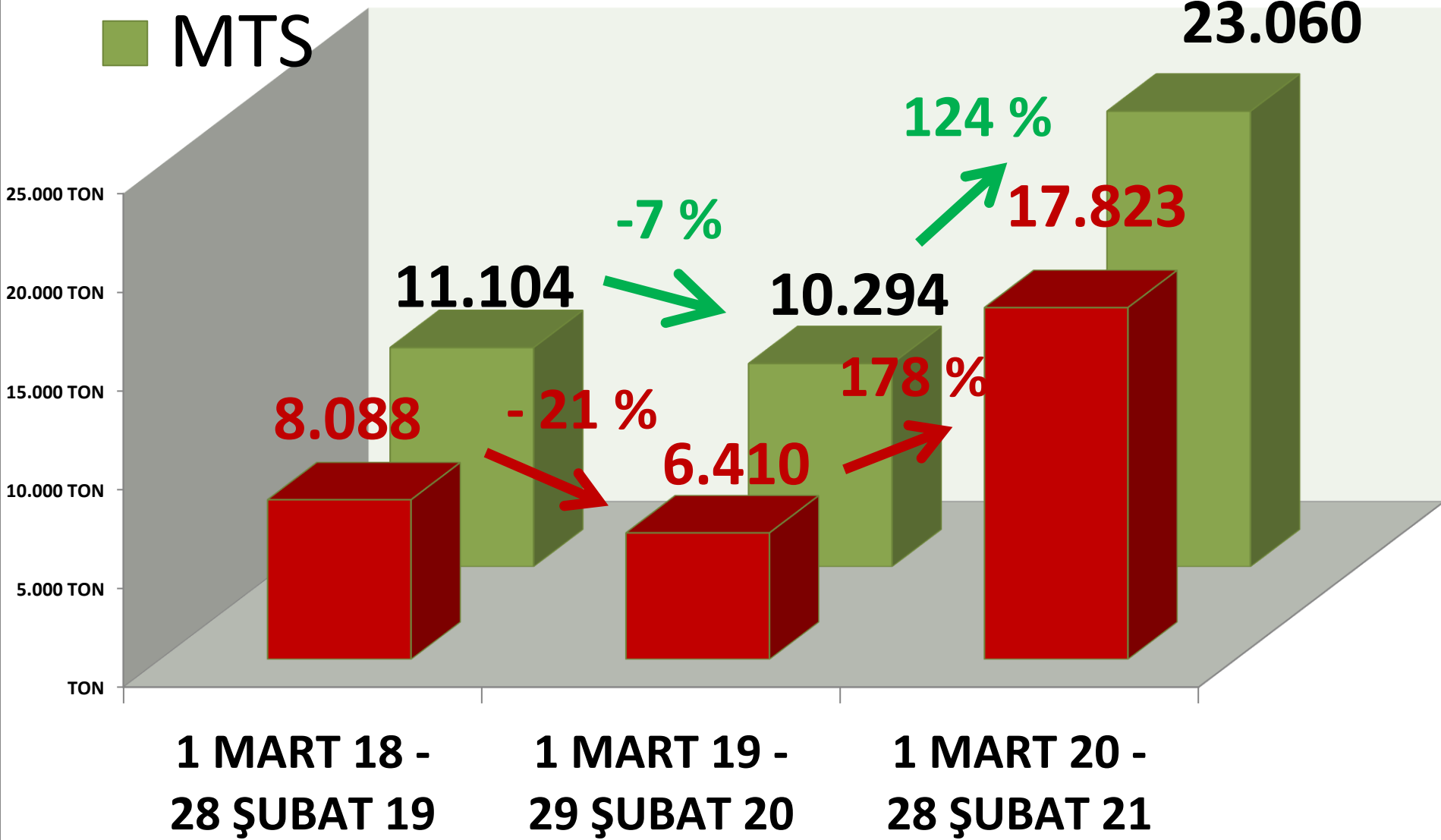


AYLIK ARPA MTS İŞLEM MİKTARI ORANLARI

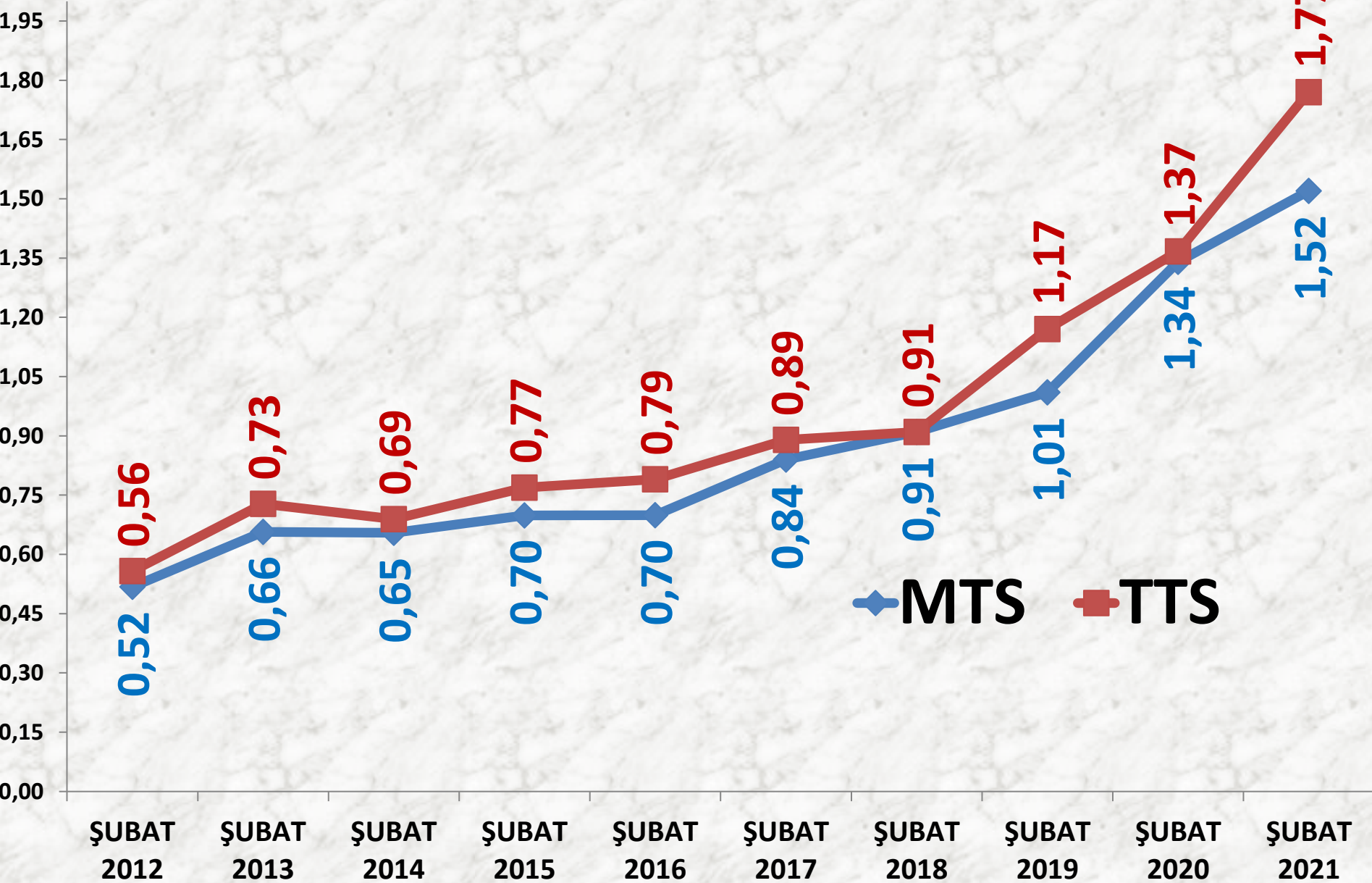
■ TTS

YILLIK ARPA İŞLEM MİKTARI (TON)

■ MTS



ŞUBAT AYLARI ARPA FİYAT TRENDİ (TL)



BUĞDAY

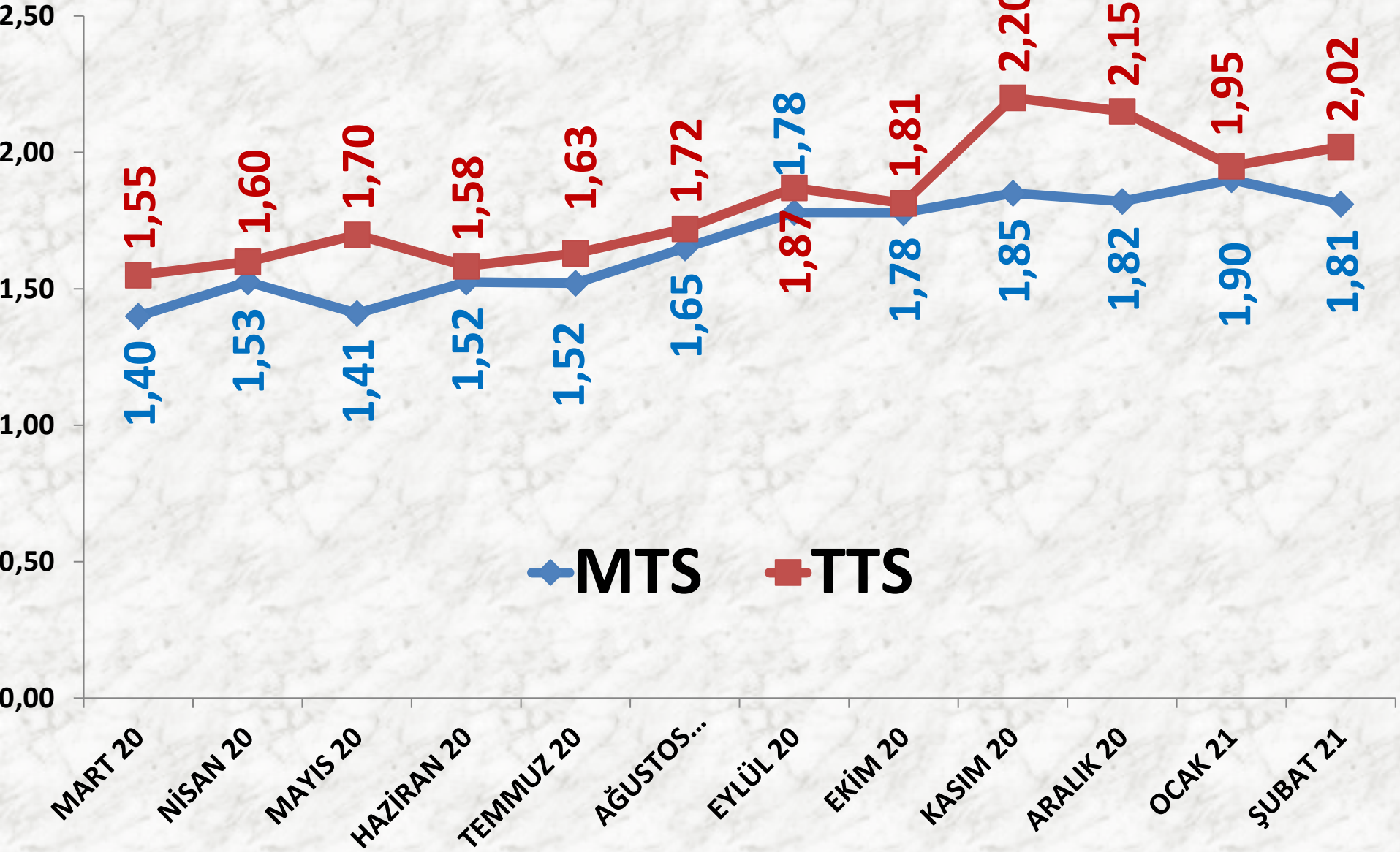
İŞLEM MİKTARI (TON)	2019 ŞUBAT	2020 ŞUBAT		2021 ŞUBAT	
MTS	768 TON	-5%	729 TON	26%	918 TON
TTS	1.633 TON	106%	3.366 TON	-86%	478 TON

EN AZ FİYAT	2019 ŞUBAT	2020 ŞUBAT		2021 ŞUBAT	
MTS	0,95 TL	26%	1,20 TL	31%	1,57 TL
TTS	0,90 TL	56%	1,40 TL	32%	1,85 TL

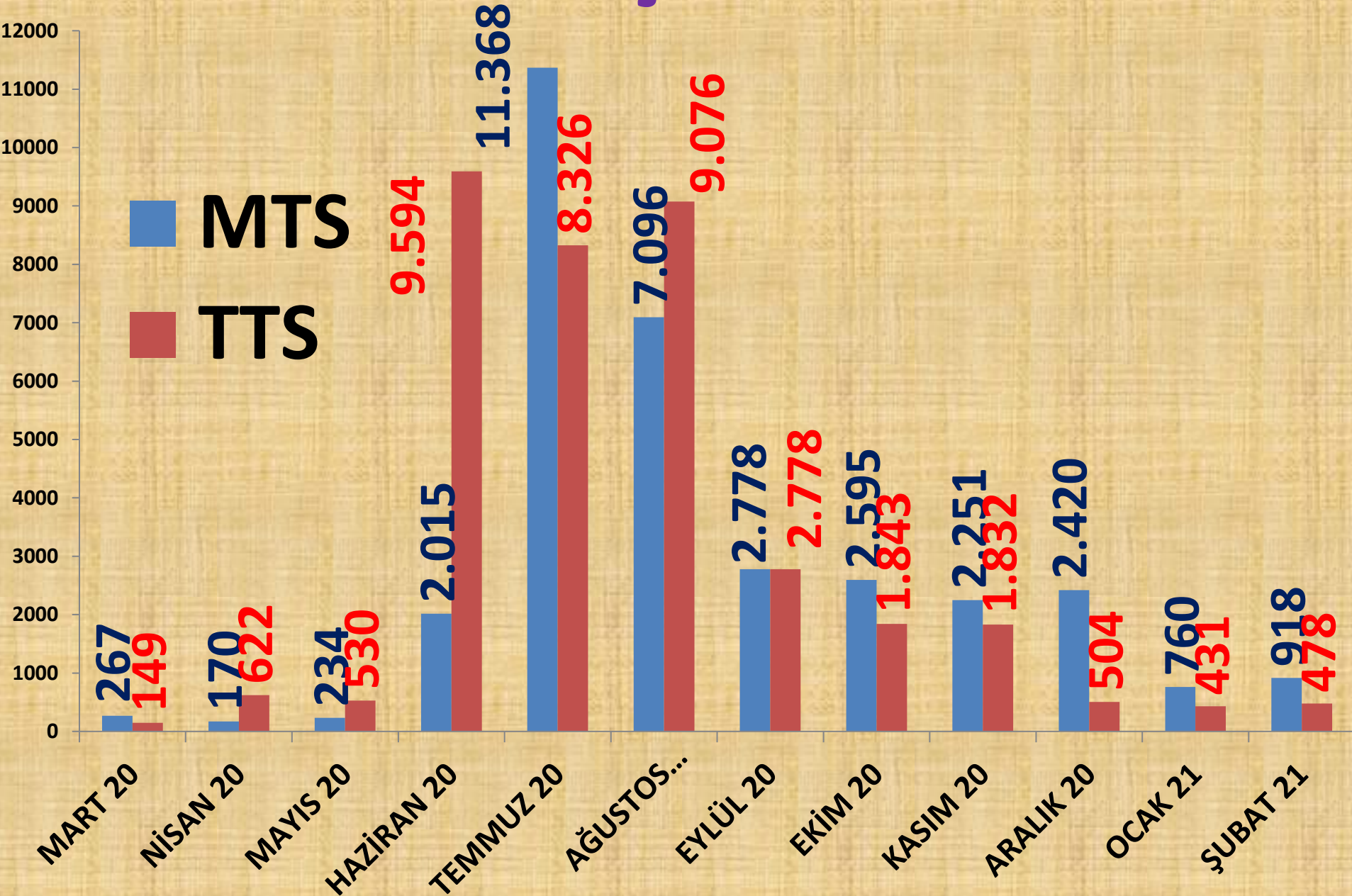
EN ÇOK FİYAT	2019 ŞUBAT	2020 ŞUBAT		2021 ŞUBAT	
MTS	1,30 TL	57%	2,04 TL	13%	2,30 TL
TTS	1,35 TL	33%	1,80 TL	33%	2,40 TL

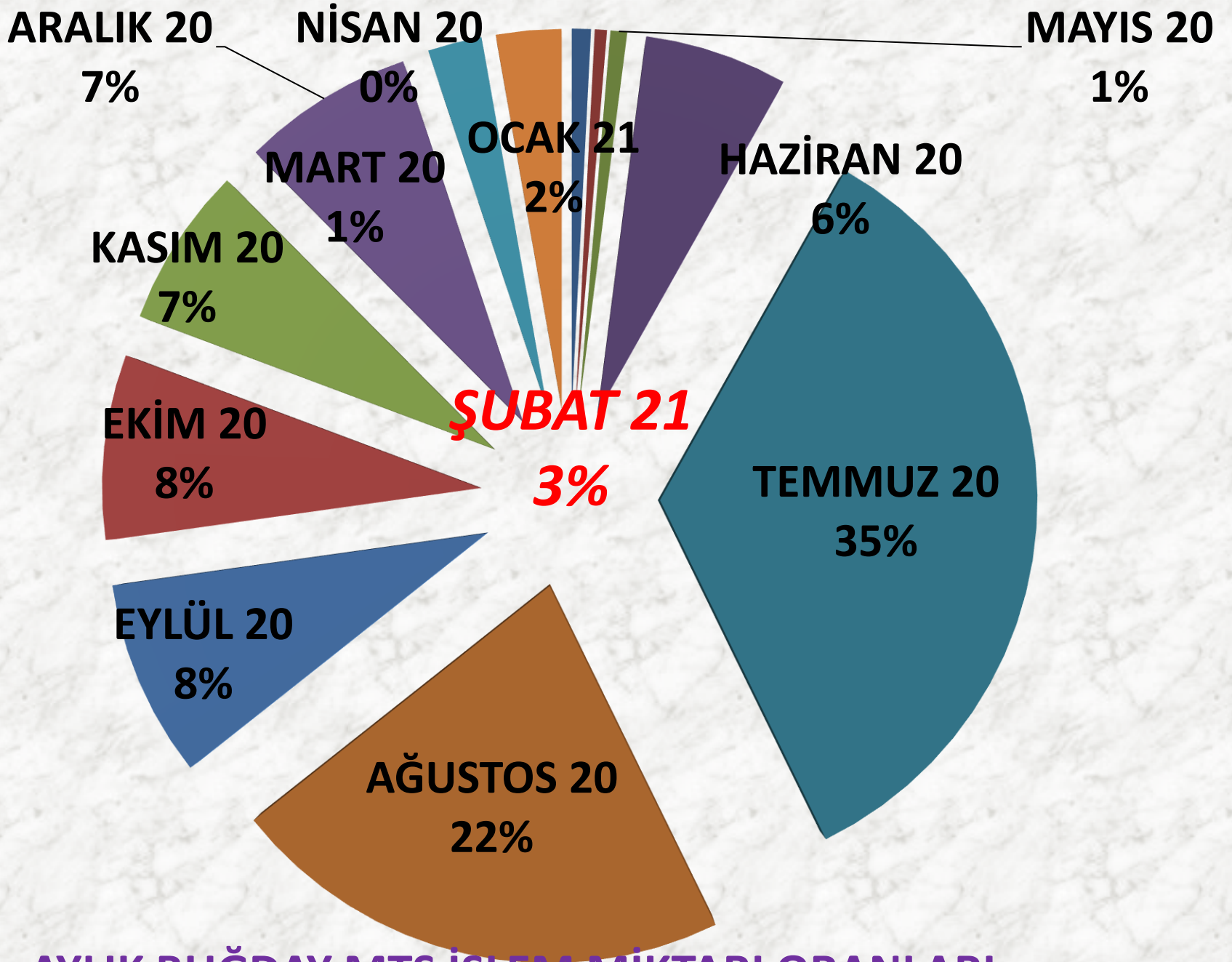
ORT. FİYAT	2019 ŞUBAT	2020 ŞUBAT		2021 ŞUBAT	
MTS	1,07 TL	37%	1,47 TL	23%	1,81 TL
TTS	1,20 TL	29%	1,54 TL	31%	2,02 TL

AYLIK BUĞDAY FİYAT TRENDİ (TL)



AYLIK BUĞDAY İŞLEM MİKTARI (TON)





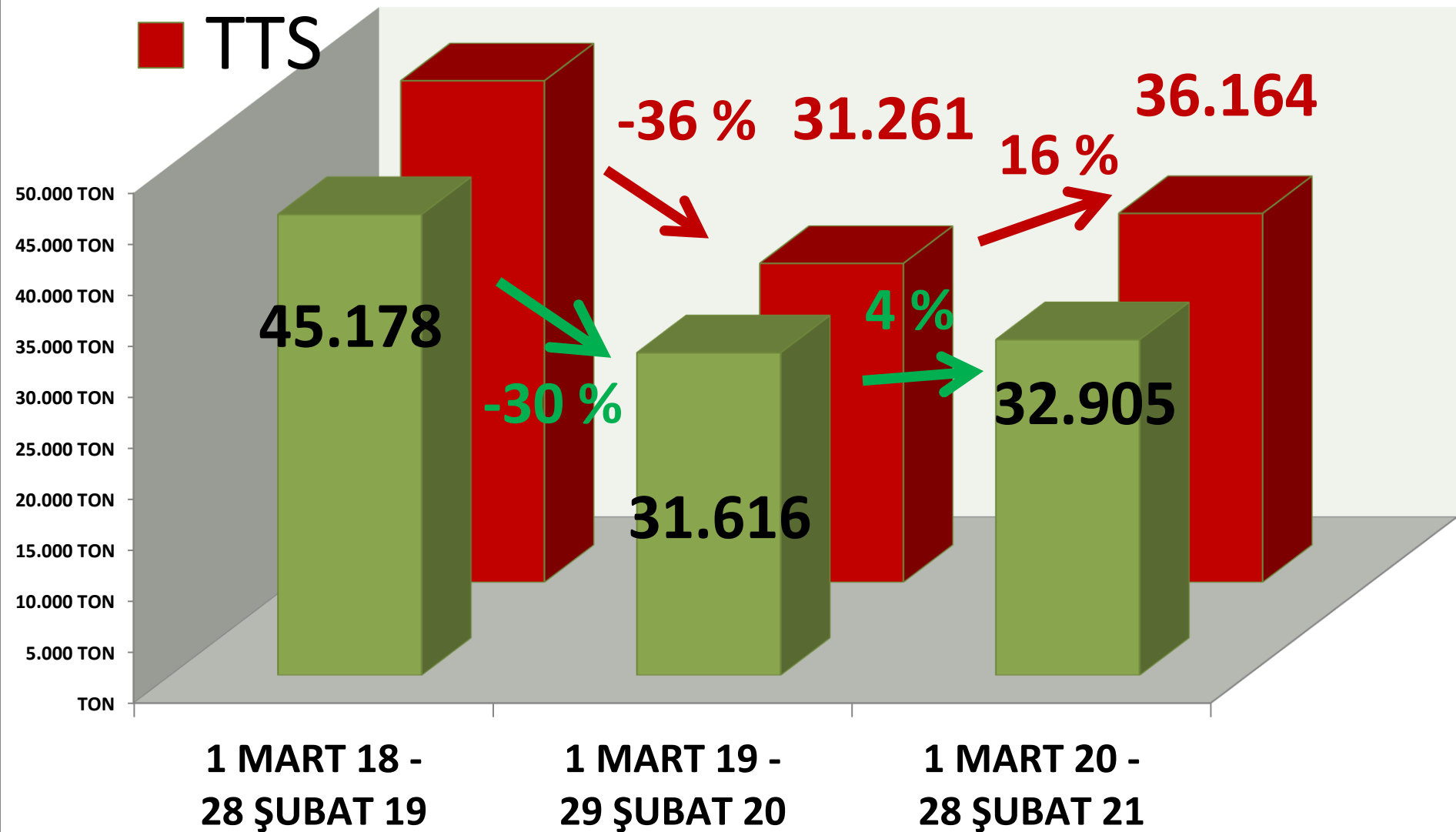
AYLIK BUĞDAY MTS İŞLEM MİKTARI ORANLARI

YILLIK BUĞDAY İŞLEM MİKTARI (TON)

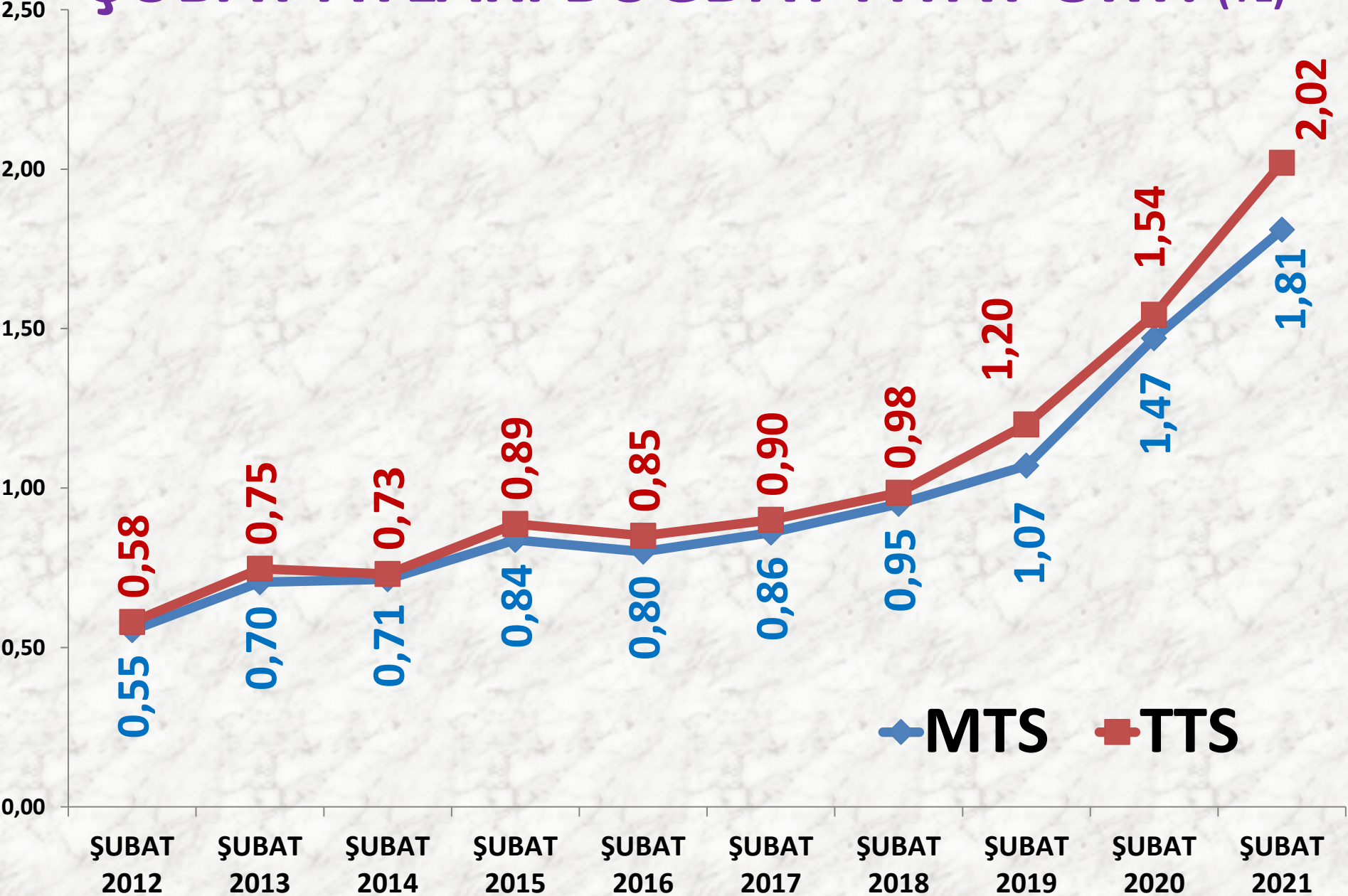
49.167

■ MTS

■ TTS



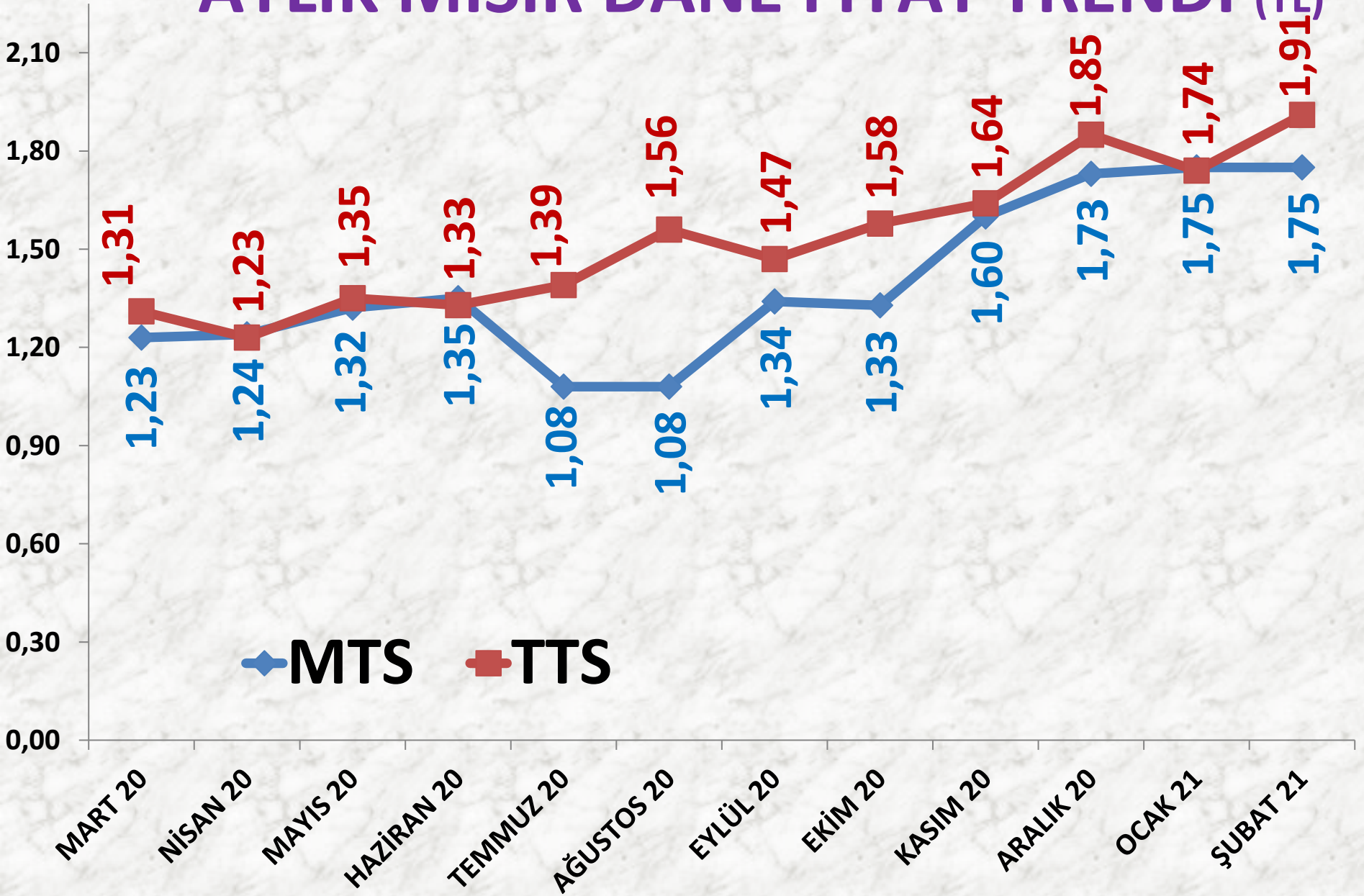
ŞUBAT AYLARI BUĞDAY FİYAT ORT. (TL)



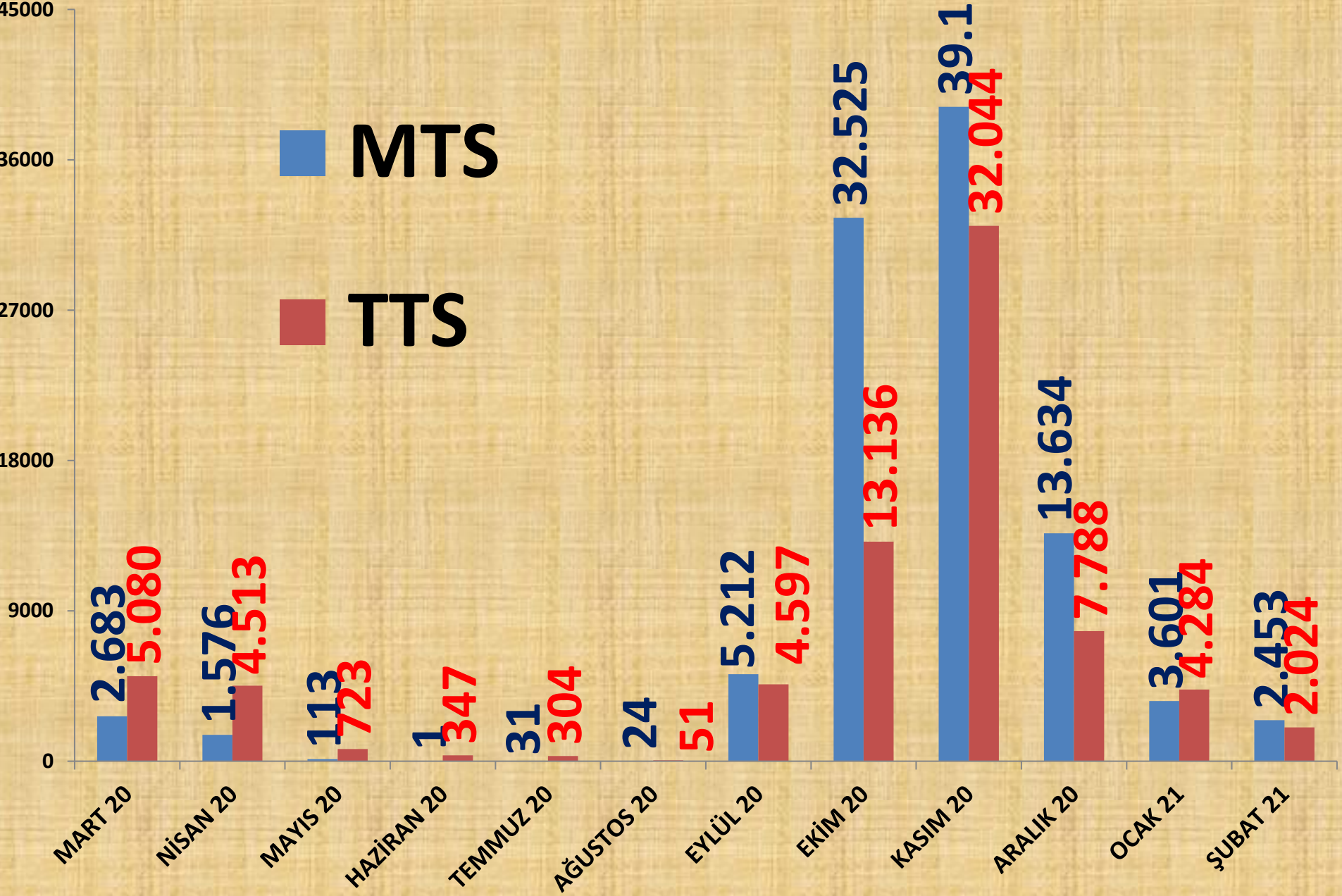
MISIR DANE

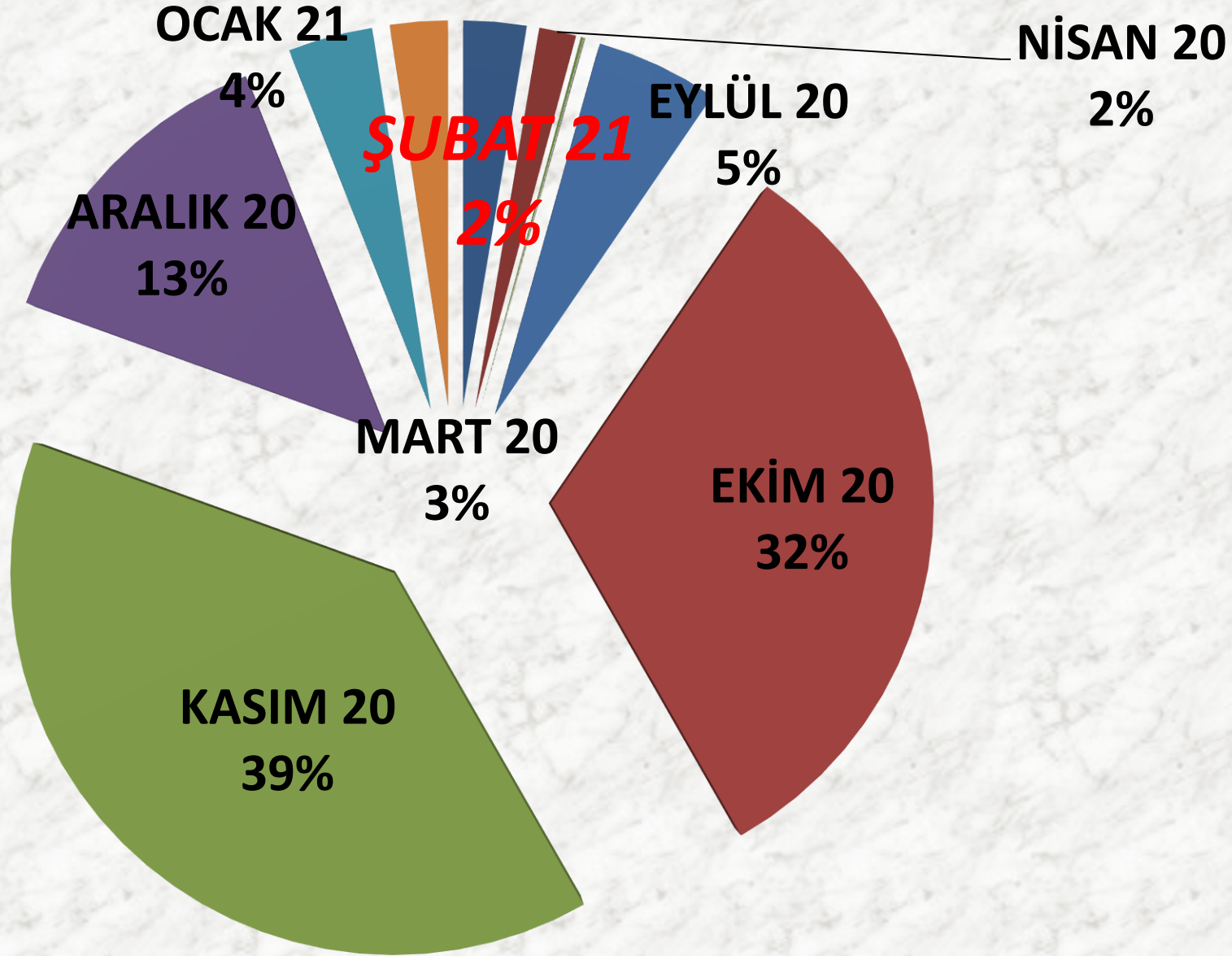
İŞLEM MİKTARI (TON)	2019 ŞUBAT	2020 ŞUBAT		2021 ŞUBAT	
<i>MTS</i>	3.043 TON	53%	4.652 TON	-47%	2.453 TON
<i>TTS</i>	1.799 TON	139%	4.304 TON	-53%	2.024 TON
EN AZ FİYAT	2019 ŞUBAT	2020 ŞUBAT		2021 ŞUBAT	
MTS	0,87 TL	15%	1,00 TL	30%	1,30 TL
TTS	1,05 TL	-1%	1,04 TL	44%	1,50 TL
EN ÇOK FİYAT	2019 ŞUBAT	2020 ŞUBAT		2021 ŞUBAT	
MTS	1,20 TL	25%	1,50 TL	26%	1,89 TL
TTS	1,21 TL	18%	1,43 TL	35%	1,93 TL
ORT. FİYAT	2019 ŞUBAT	2020 ŞUBAT		2021 ŞUBAT	
MTS	1,02 TL	13%	1,15 TL	53%	1,75 TL
TTS	1,12 TL	15%	1,29 TL	48%	1,91 TL

AYLIK MISIR DANE FİYAT TRENDİ (₺)



AYLIK MISIR DANE İŞLEM MİKTARI (TON)

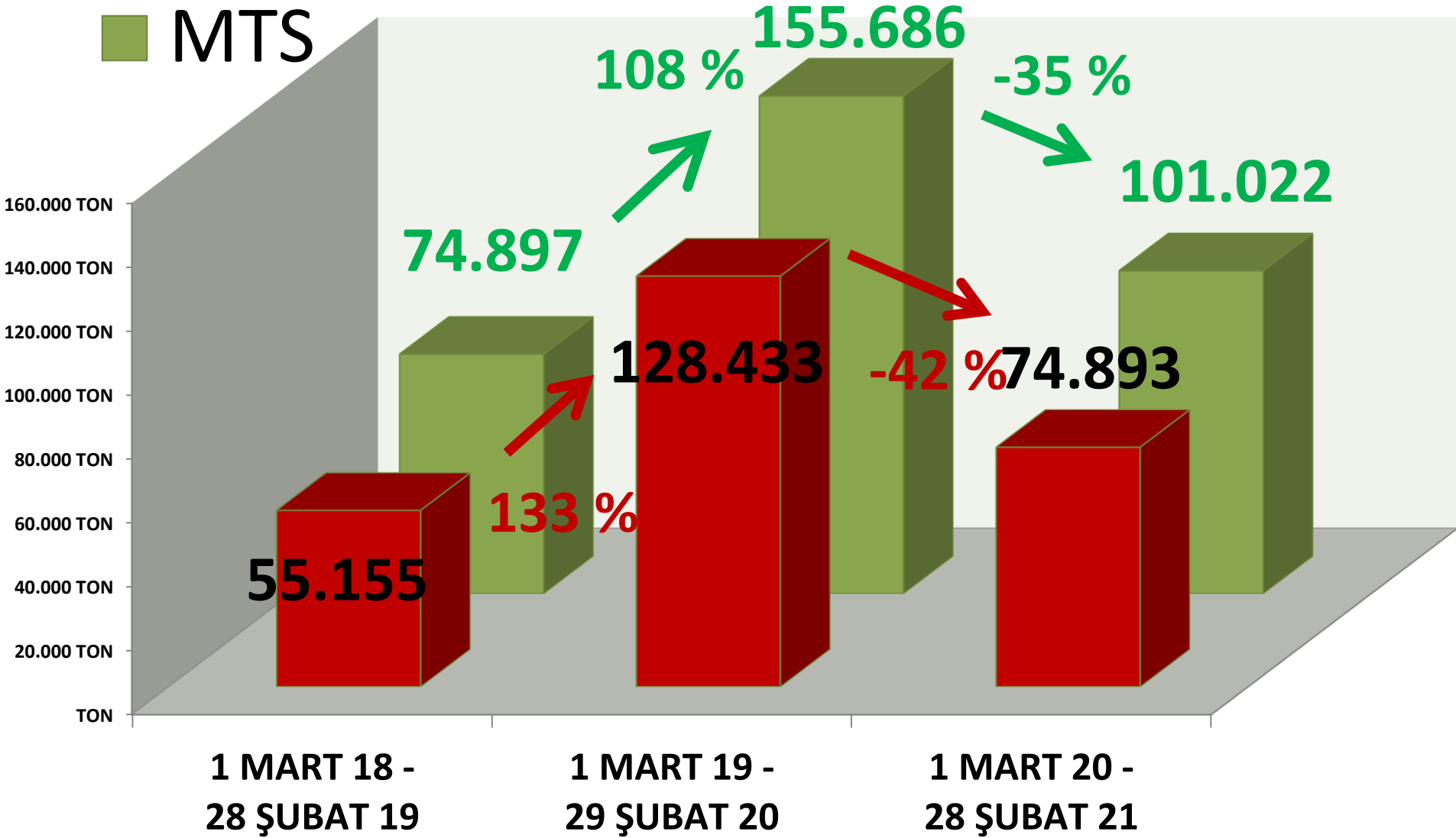




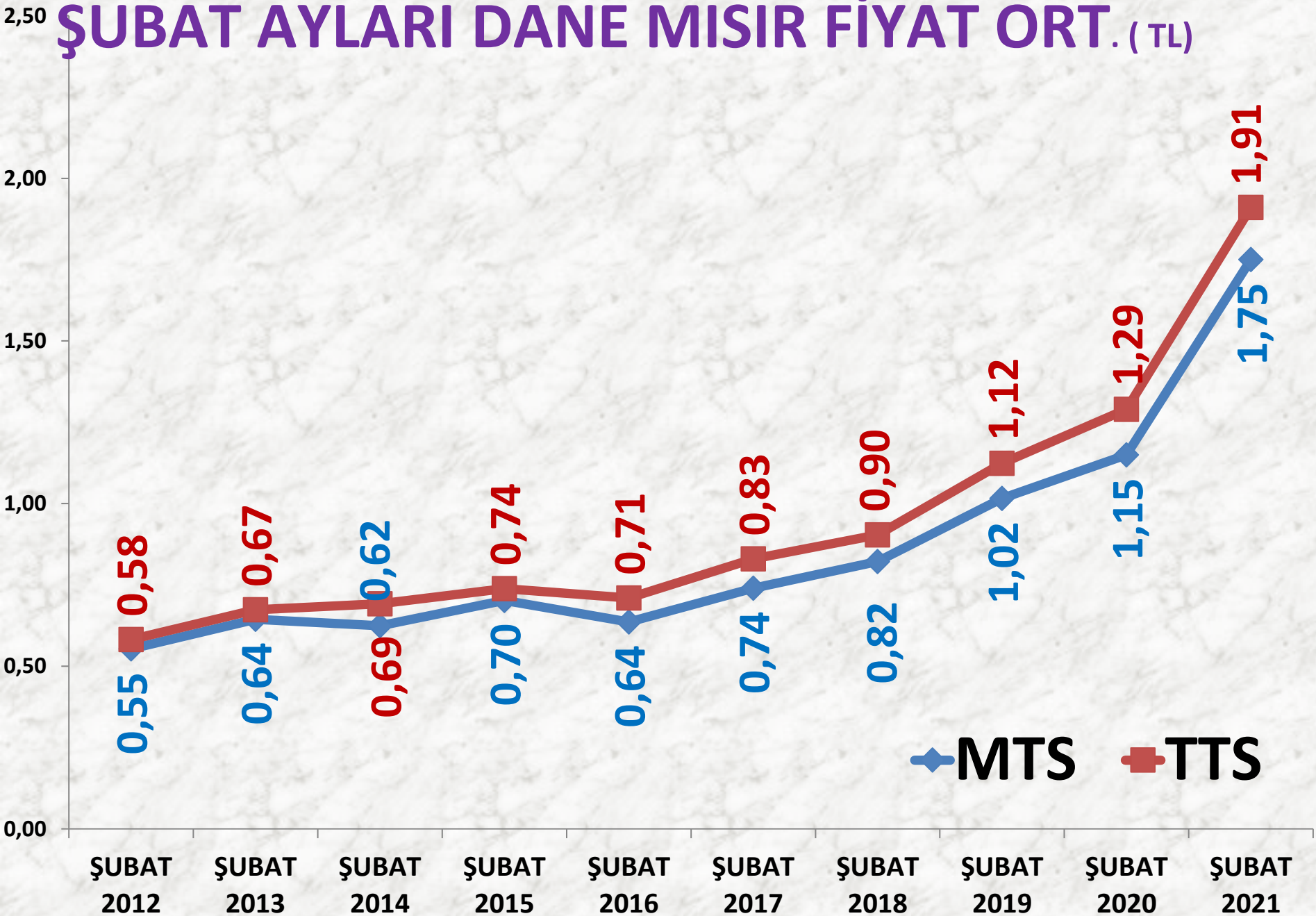
MISIR DANE MTS İŞLEM MİKTARI ORANLARI

TTS YILLIK MISIR DANE İŞLEM MİKTARI (TON)

■ MTS



ŞUBAT AYLARI DANE MISIR FİYAT ORT. (TL)



NOHUT

İŞLEM HACMİ (TON)	2019 ŞUBAT	2020 ŞUBAT		2021 ŞUBAT	
<i>MTS</i>	672 TON	-57%	286 TON	90%	543 TON
<i>TTS</i>	151 TON	130%	347 TON	-30%	243 TON

EN AZ FİYAT	2019 ŞUBAT	2020 ŞUBAT		2021 ŞUBAT	
<i>MTS</i>	1,95 TL	79%	3,50 TL	20%	4,20 TL
<i>TTS</i>	1,60 TL	69%	2,70 TL	11%	3,00 TL

EN ÇOK FİYAT	2019 ŞUBAT	2020 ŞUBAT		2021 ŞUBAT	
<i>MTS</i>	8,00 TL	0%	8,00 TL	56%	12,49 TL
<i>TTS</i>	5,60 TL	25%	7,00 TL	7%	7,50 TL

ORT. FİYAT	2019 ŞUBAT	2020 ŞUBAT		2021 ŞUBAT	
<i>MTS</i>	4,68 TL	18%	5,55 TL	38%	7,67 TL
<i>TTS</i>	3,59 TL	-1%	3,56 TL	74%	6,21 TL

NOHUT NATUREL

İŞLEM HACMİ (TON)	2019 ŞUBAT	2020 ŞUBAT		2021 ŞUBAT	
MTS	475 TON	-79%	101 TON	-88%	12 TON
TTS	120 TON	-21%	95 TON	-54%	43 TON

EN AZ FİYAT	2019 ŞUBAT	2020 ŞUBAT		2021 ŞUBAT	
MTS	2,50 TL	40%	3,50 TL	20%	4,20 TL
TTS	2,65 TL	2%	2,70 TL	11%	3,00 TL

EN ÇOK FİYAT	2019 ŞUBAT	2020 ŞUBAT		2021 ŞUBAT	
MTS	4,50 TL	-13%	3,93 TL	7%	4,20 TL
TTS	5,00 TL	0%	5,00 TL	0%	5,00 TL

ORT. FİYAT	2019 ŞUBAT	2020 ŞUBAT		2021 ŞUBAT	
MTS	4,37 TL	-17%	3,64 TL	15%	4,20 TL
TTS	3,79 TL	13%	4,30 TL	44%	6,21 TL

NOHUT - ELENMİŞ

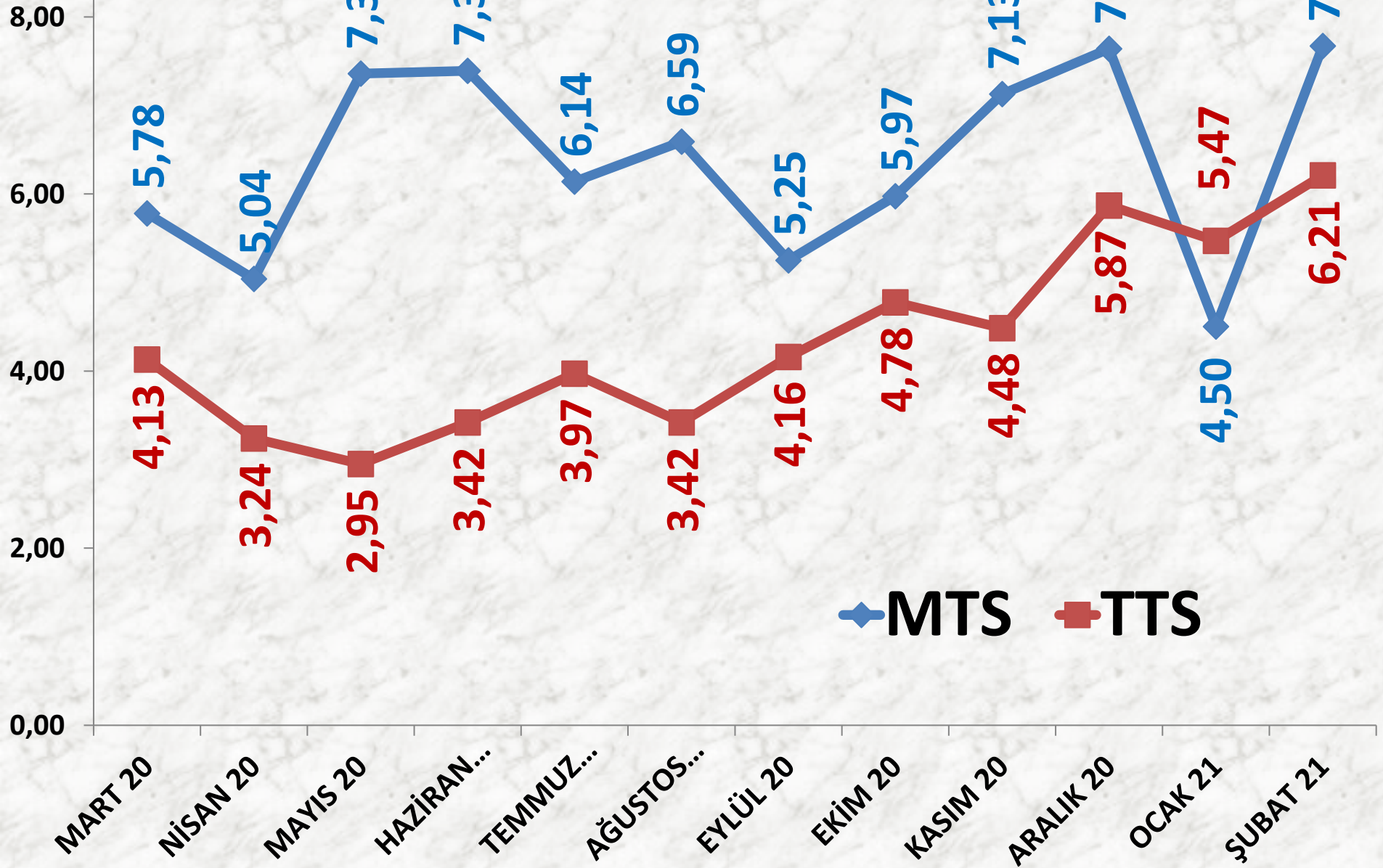
İŞLEM HACMİ (TON)	2019 ŞUBAT	2020 ŞUBAT		2021 ŞUBAT	
MTS	133 TON	40%	185 TON	186%	531 TON
TTS	5 TON	1465%	83 TON	141%	200 TON

EN AZ FİYAT	2019 ŞUBAT	2020 ŞUBAT		2021 ŞUBAT	
MTS	6,00 TL	-7%	5,56 TL	-1%	5,50 TL
TTS	5,60 TL	-4%	5,35 TL	3%	5,50 TL

EN ÇOK FİYAT	2019 ŞUBAT	2020 ŞUBAT		2021 ŞUBAT	
MTS	8,00 TL	0%	8,00 TL	56%	12,49 TL
TTS	5,60 TL	25%	7,00 TL	7%	7,50 TL

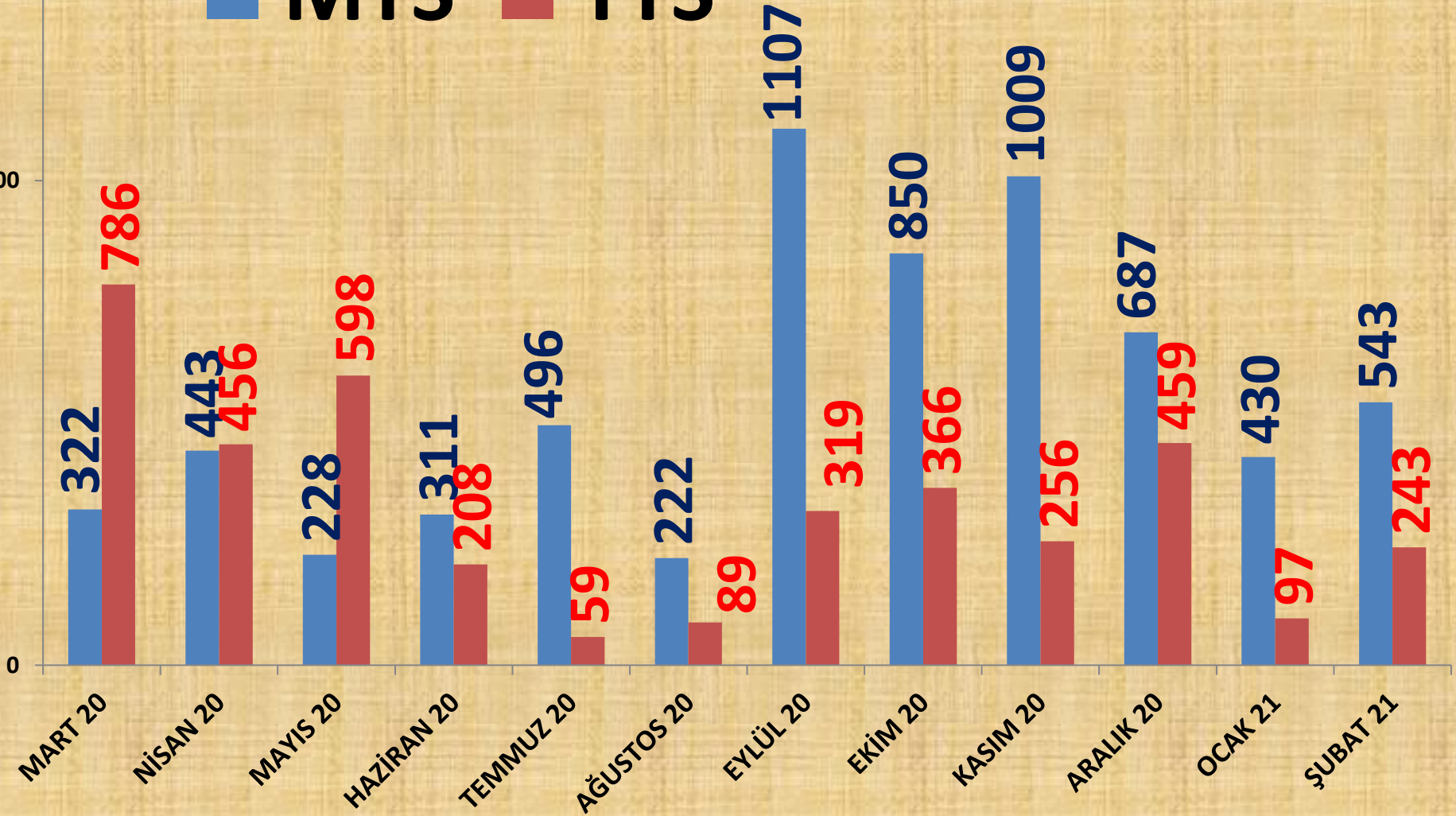
ORT. FİYAT	2019 ŞUBAT	2020 ŞUBAT		2021 ŞUBAT	
MTS	7,04 TL	-7%	6,58 TL	18%	7,75 TL
TTS	5,60 TL	1%	5,65 TL	15%	6,49 TL

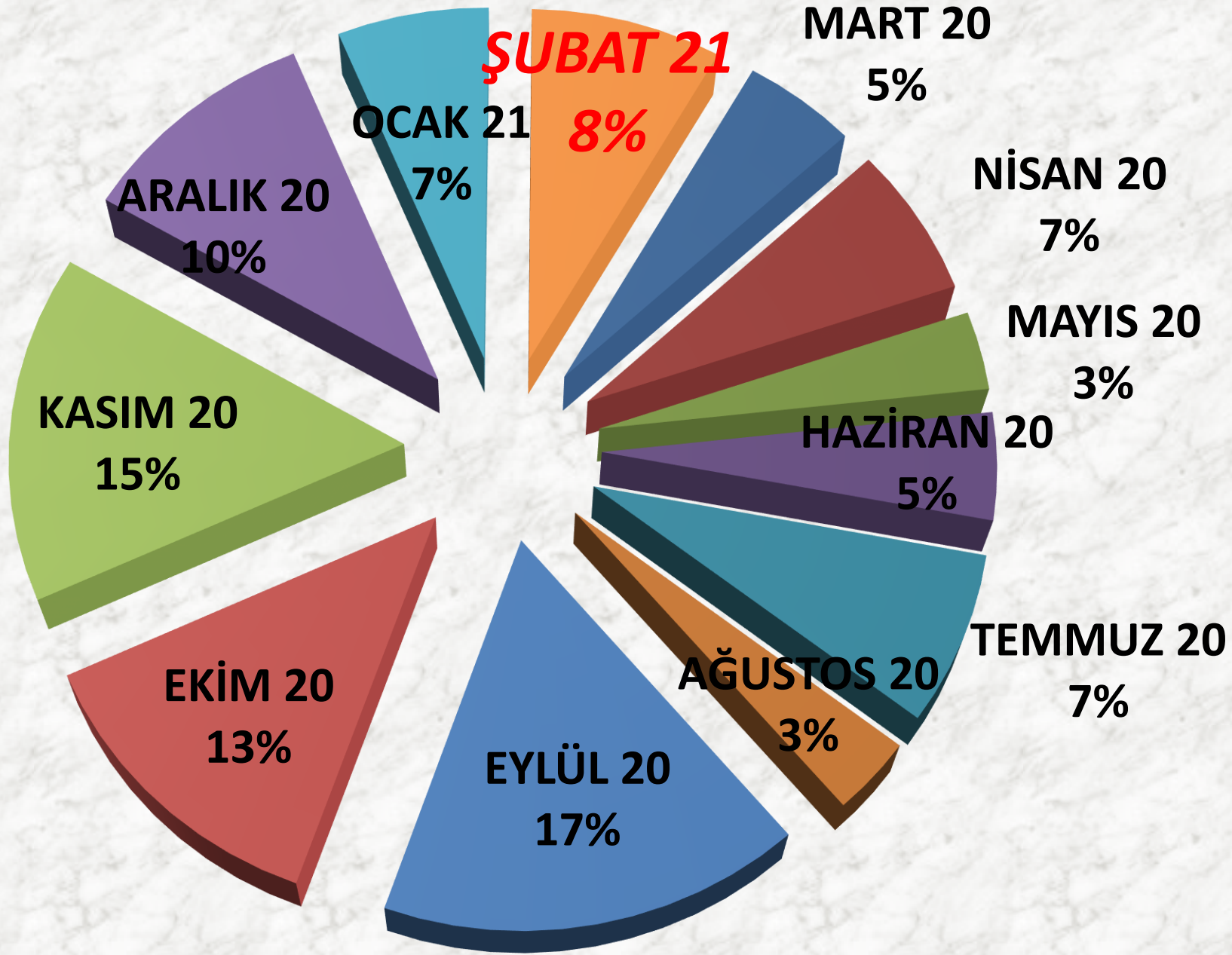
AYLIK NOHUT FİYAT TRENDİ (TL)



AYLIK NOHUT İŞLEM MİKTARI (TON)

■ MTS ■ TTS





AYLIK NOHUT MTS İŞLEM MİKTARI ORANLARI

YILLIK TOPLAM NOHUT İŞLEM MİKTARI (TON)

■ TTS

■ MTS

7.000 TON
6.000 TON
5.000 TON
4.000 TON
3.000 TON
2.000 TON
1.000 TON
TON

1 MART 18 -
28 ŞUBAT 19

3.948

40 %

3.938

64 %

5.521

- 29 %

6.471

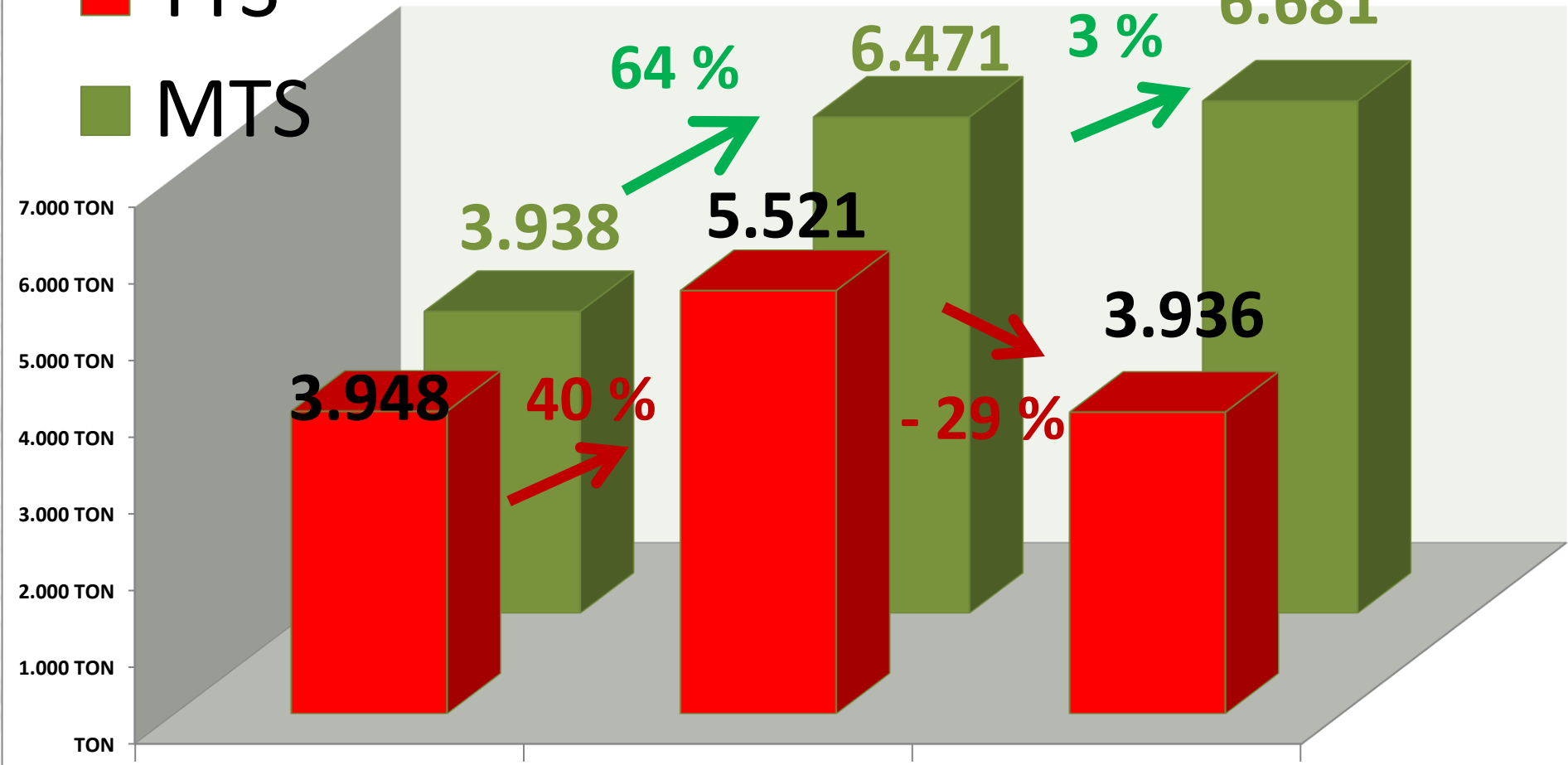
3.936

3 %

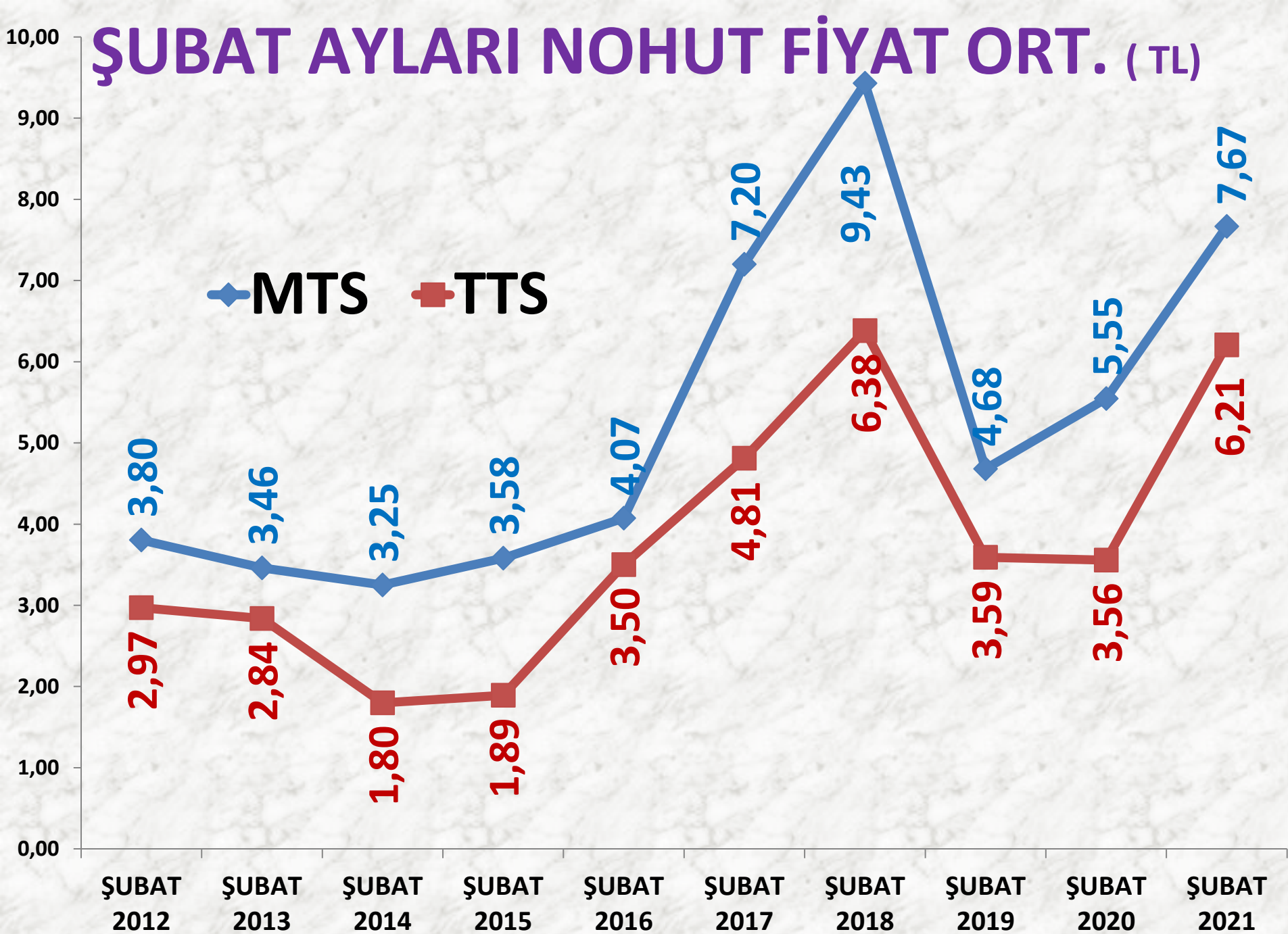
6.681

1 MART 19 -
29 ŞUBAT 20

1 MART 20 -
28 ŞUBAT 21



ŞUBAT AYLARI NOHUT FİYAT ORT. (TL)



BEYAZ LEBLEBİ

LEBLEBİ BEYAZ 8,50 mm

İŞLEM MİKTARI(TON)	2019 ŞUBAT	2020 ŞUBAT		2021 ŞUBAT	
TTS	21 TON	-71%	6 TON	17%	7 TON

LEBLEBİ BEYAZ 9 mm

İŞLEM MİKTARI (TON)	2019 ŞUBAT	2020 ŞUBAT		2021 ŞUBAT	
TTS	34 TON	93%	66 TON	29%	85 TON

BEYAZ LEBLEBİ

LEBLEBİ BEYAZ 9+ 9,50 mm

İŞLEM MİKTARI (TON)	2019 ŞUBAT	2020 ŞUBAT		2021 ŞUBAT	
TTS	170 TON	-55%	77 TON	-43%	44 TON

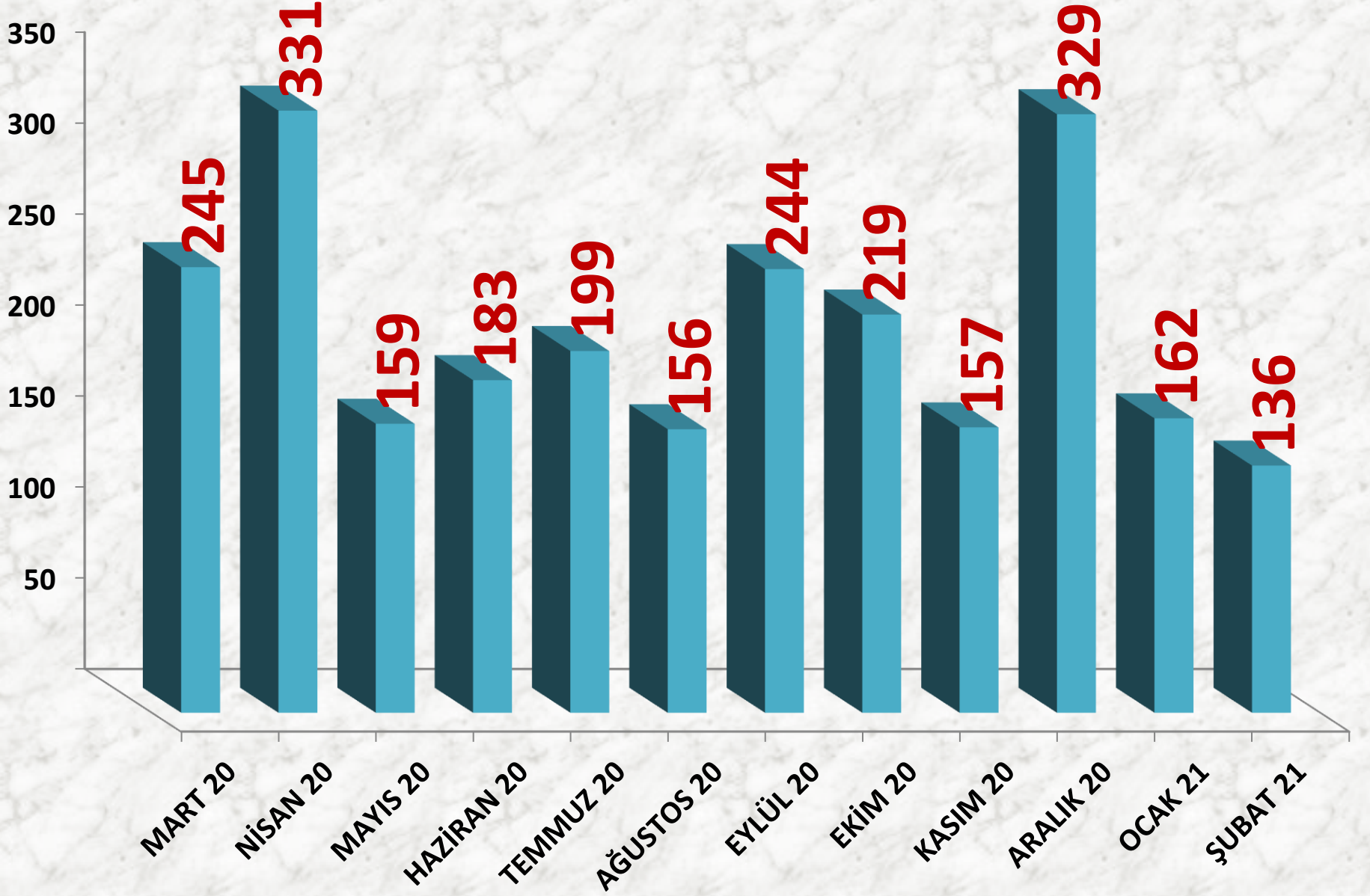
LEBLEBİ BEYAZ Elenti

İŞLEM MİKTARI (TON)	2019 ŞUBAT	2020 ŞUBAT		2021 ŞUBAT	
TTS	12 TON	46%	18 TON	-100%	-

LEBLEBİ BEYAZ TOPLAM

<u>İŞLEM MİKTARI</u> <u>(TON)</u>	<u>2019 ŞUBAT</u>	<u>2020 ŞUBAT</u>		<u>2021 ŞUBAT</u>	
<u>TTS</u>	<u>237 TON</u>	-30%	<u>167 TON</u>	-19%	<u>136 TON</u>

Leblebi Beyaz İşlem Miktarı (Ton)



YILLIK TOPLAM BEYAZ LEBLEBİ İŞLEM MİKTARI (TON)

2.847

2.559

11 %

2.560

-10 %

3.000 TON

2.500 TON

2.000 TON

1.500 TON

1.000 TON

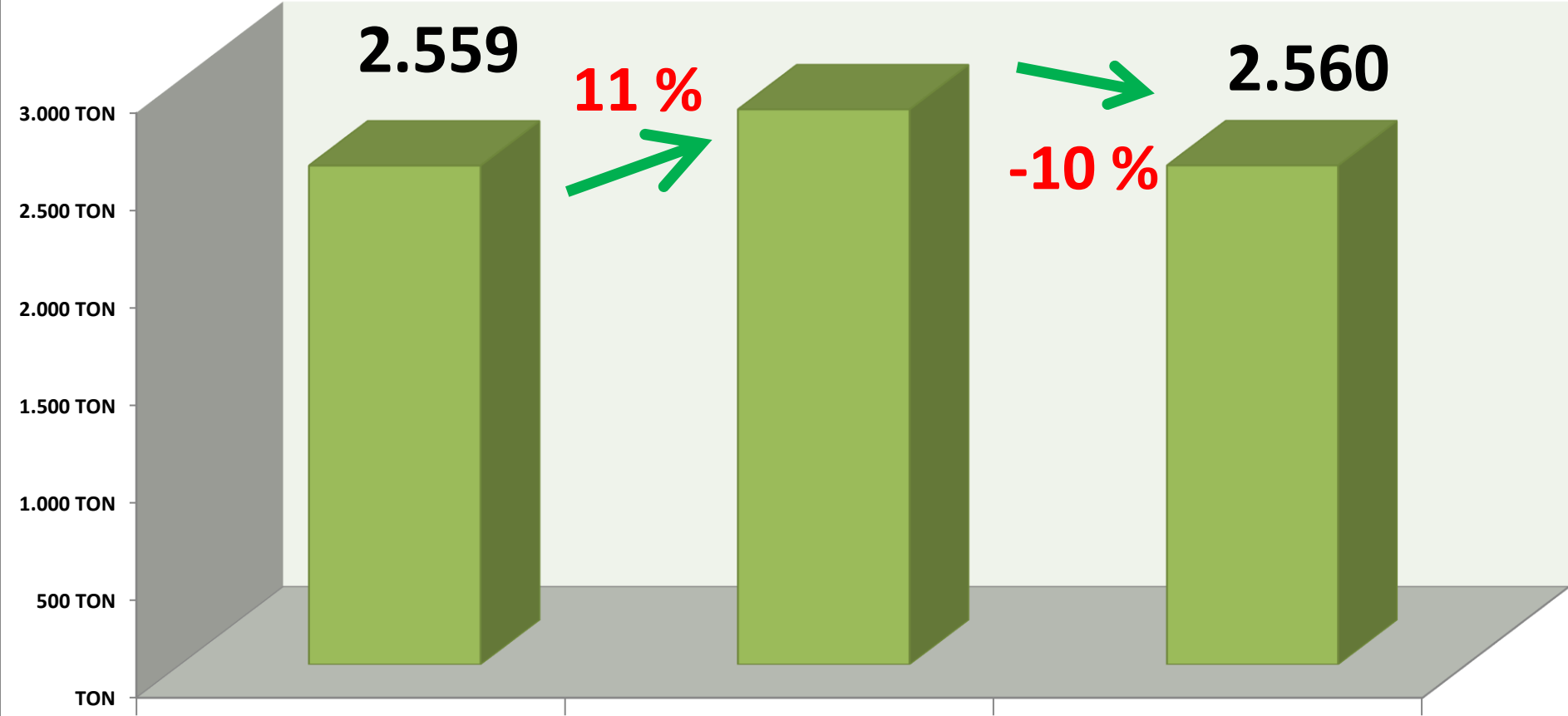
500 TON

TON

1 MART 18 -
28 ŞUBAT 19

1 MART 19 -
29 ŞUBAT 20

1 MART 20 -
28 ŞUBAT 21



LEBLEBİ BEYAZ 8,50 mm FİYATLARI

	2019 ŞUBAT	2020 ŞUBAT		2021 ŞUBAT	
EN AZ	5,00 TL	0%	5,00 TL	44%	7,20 TL
EN ÇOK	8,00 TL	-1%	7,92 TL	-9%	7,20 TL
ORTALAMA	6,95 TL	-3%	6,75 TL	7%	7,20 TL

LEBLEBİ BEYAZ 9 mm FİYATLARI

	2019 ŞUBAT	2020 ŞUBAT		2021 ŞUBAT	
EN AZ	12,00 TL	-8%	11,00 TL	5%	11,50 TL
EN ÇOK	14,00 TL	14%	16,00 TL	-6%	15,00 TL
ORTALAMA	13,50 TL	-10%	12,11 TL	18%	14,32 TL

LEBLEBİ BEYAZ 9+ 9,50 mm FİYATLARI

	2019 ŞUBAT	2020 ŞUBAT		2021 ŞUBAT	
EN AZ	8,00 TL	0%	8,00 TL	0%	8,00 TL
EN ÇOK	12,00 TL	-8%	11,00 TL	0%	11,00 TL
ORTALAMA	10,42 TL	-14%	8,91 TL	-7%	8,32 TL

LEBLEBİ BEYAZ ELENTİ FİYATLARI

	2019 ŞUBAT	2020 ŞUBAT		2021 ŞUBAT	
ORTALAMA	1,30 TL	69%	2,20 TL	-	-

SARI LEBLEBİ

LEBLEBİ SARI 9 mm

İŞLEM MİKTARI (TON)	2019 ŞUBAT	2020 ŞUBAT		2021 ŞUBAT	
TTS	601 TON	-36%	387 TON	-67%	126 TON

LEBLEBİ SARI 9,50 mm

İŞLEM MİKTARI (TON)	2019 ŞUBAT	2020 ŞUBAT		2021 ŞUBAT	
TTS	378 TON	106%	779 TON	-84%	126 TON

LEBLEBİ SARI 9,75 mm

İŞLEM MİKTARI (TON)	2019 ŞUBAT	2020 ŞUBAT		2021 ŞUBAT	
TTS	72 TON	135%	169 TON	210%	524 TON

LEBLEBİ SARI 10 mm

İŞLEM MİKTARI (TON)	2019 ŞUBAT	2020 ŞUBAT		2021 ŞUBAT	
TTS	82 TON	83%	149 TON	106%	307 TON

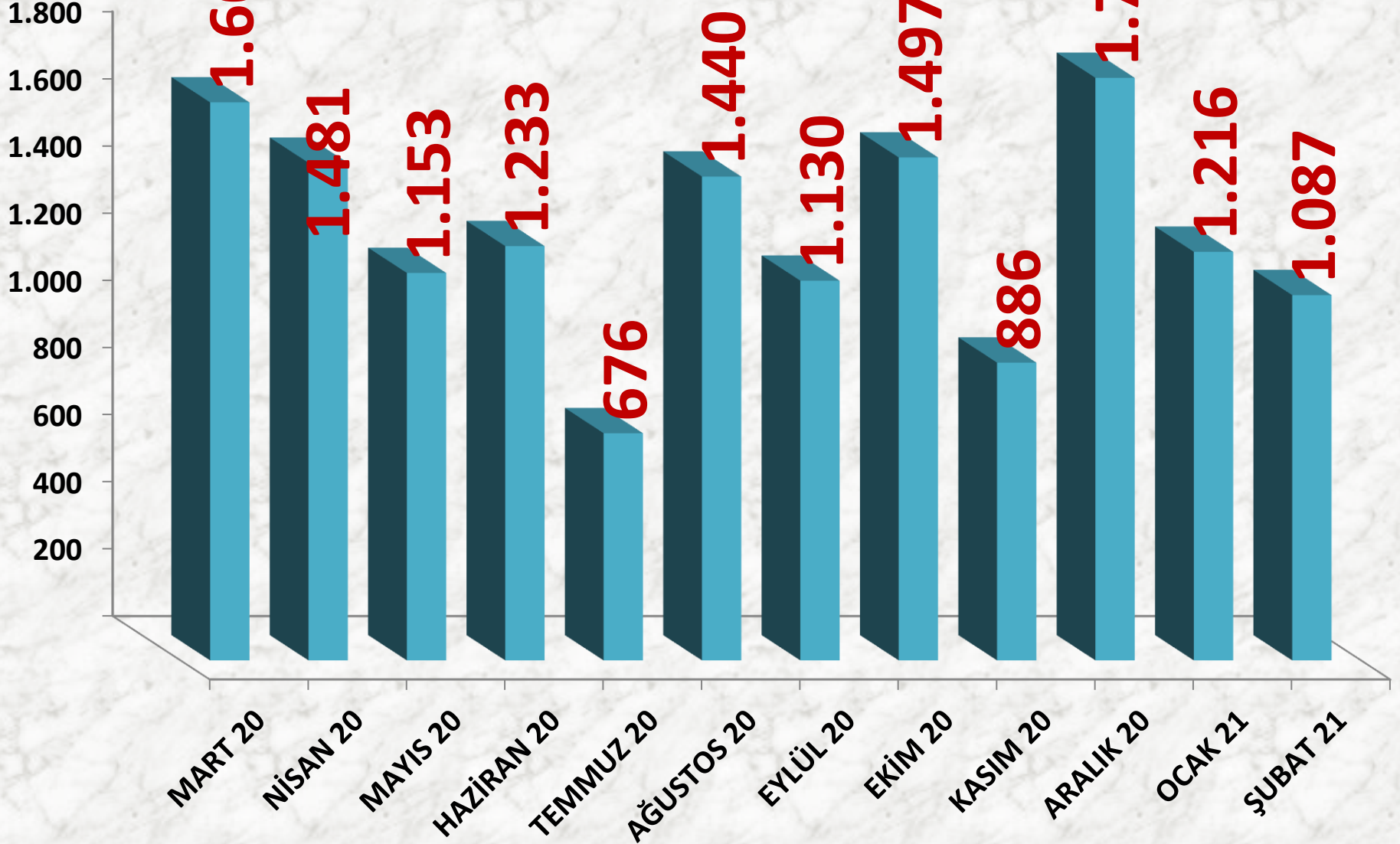
LEBLEBİ SARI Kalburaltı

İŞLEM MİKTARI (TON)	2019 ŞUBAT	2020 ŞUBAT		2021 ŞUBAT	
TTS	11 TON	-73%	3 TON	33%	4 TON

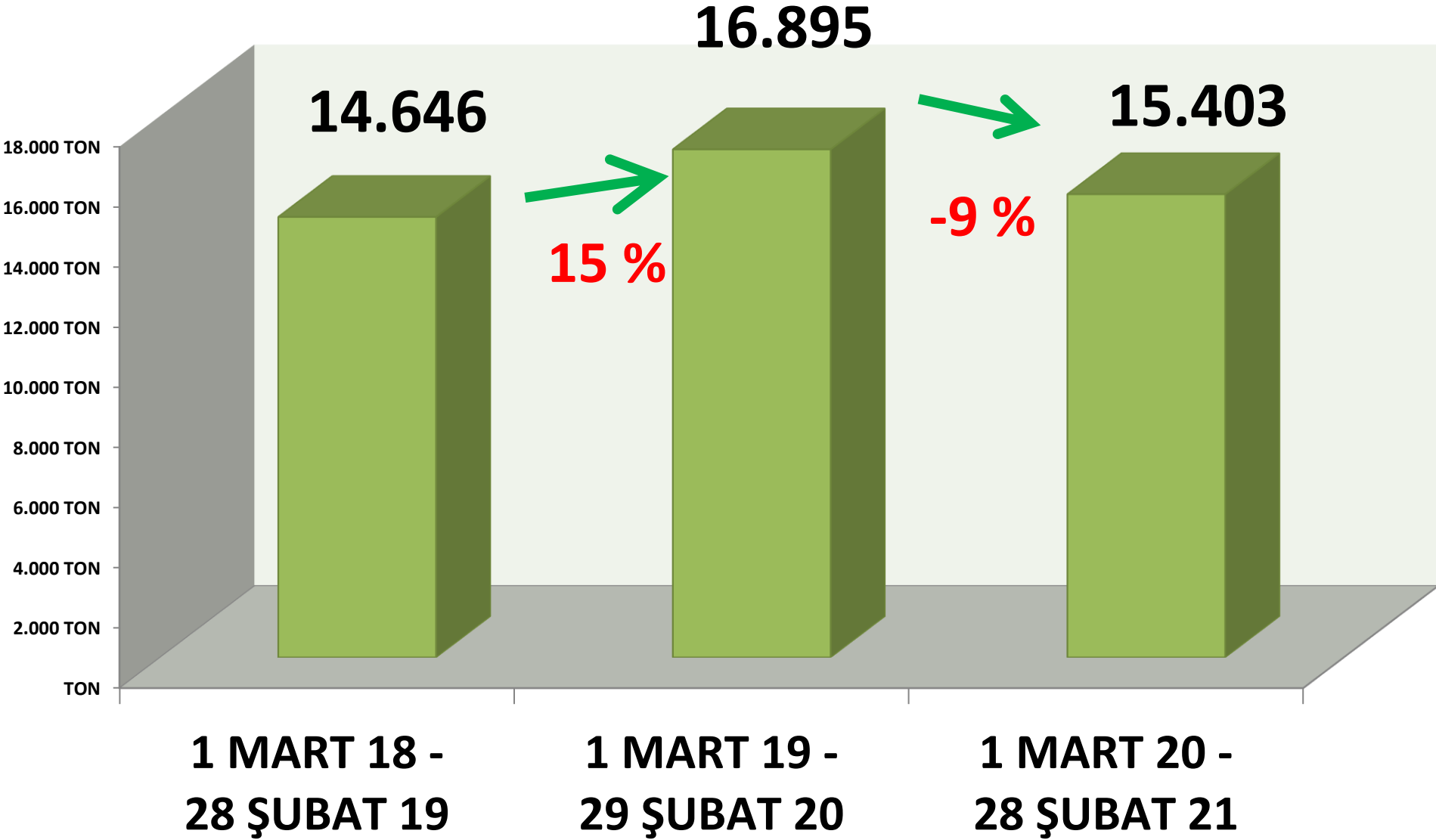
LEBLEBİ SARI TOPLAM

İŞLEM MİKTARI (TON)	<u>2019 ŞUBAT</u>	<u>2020 ŞUBAT</u>		<u>2021 ŞUBAT</u>	
<u>TTS</u>	<u>1.143 TON</u>	30%	<u>1.487 TON</u>	-27%	<u>1.087 TON</u>

Leblebi Sarı İşlem Miktarı (Ton)



YILLIK TOPLAM SARI LEBLEBİ İŞLEM MİKTARI (TON)



LEBLEBİ SARI 9 mm FİYATLARI

	2019 ŞUBAT	2020 ŞUBAT		2021 ŞUBAT	
EN AZ	5,00 TL	10%	5,50 TL	-9%	5,00 TL
EN ÇOK	8,00 TL	0%	8,00 TL	-13%	7,00 TL
ORTALAMA	7,10 TL	1%	7,19 TL	-7%	6,69 TL

LEBLEBİ SARI 9,50 mm FİYATLARI

	2019 ŞUBAT	2020 ŞUBAT		2021 ŞUBAT	
EN AZ	8,00 TL	0%	8,00 TL	-13%	7,00 TL
EN ÇOK	10,00 TL	0%	10,00 TL	-12%	8,80 TL
ORTALAMA	9,22 TL	-4%	8,84 TL	-6%	8,32 TL

LEBLEBİ SARI 9,75 mm FİYATLARI

	2019 ŞUBAT	2020 ŞUBAT		2021 ŞUBAT	
EN AZ	10,00 TL	0%	10,00 TL	-10%	9,00 TL
EN ÇOK	11,00 TL	0%	11,00 TL	0%	11,00 TL
ORTALAMA	10,72 TL	-2%	10,51 TL	-6%	9,84 TL

LEBLEBİ SARI 10 mm FİYATLARI

	2019 ŞUBAT	2020 ŞUBAT		2021 ŞUBAT	
EN AZ	11,00 TL	5%	11,50 TL	-4%	11,00 TL
EN ÇOK	14,65 TL	9%	16,00 TL	0%	16,00 TL
ORTALAMA	13,25 TL	-5%	12,59 TL	4%	13,09 TL

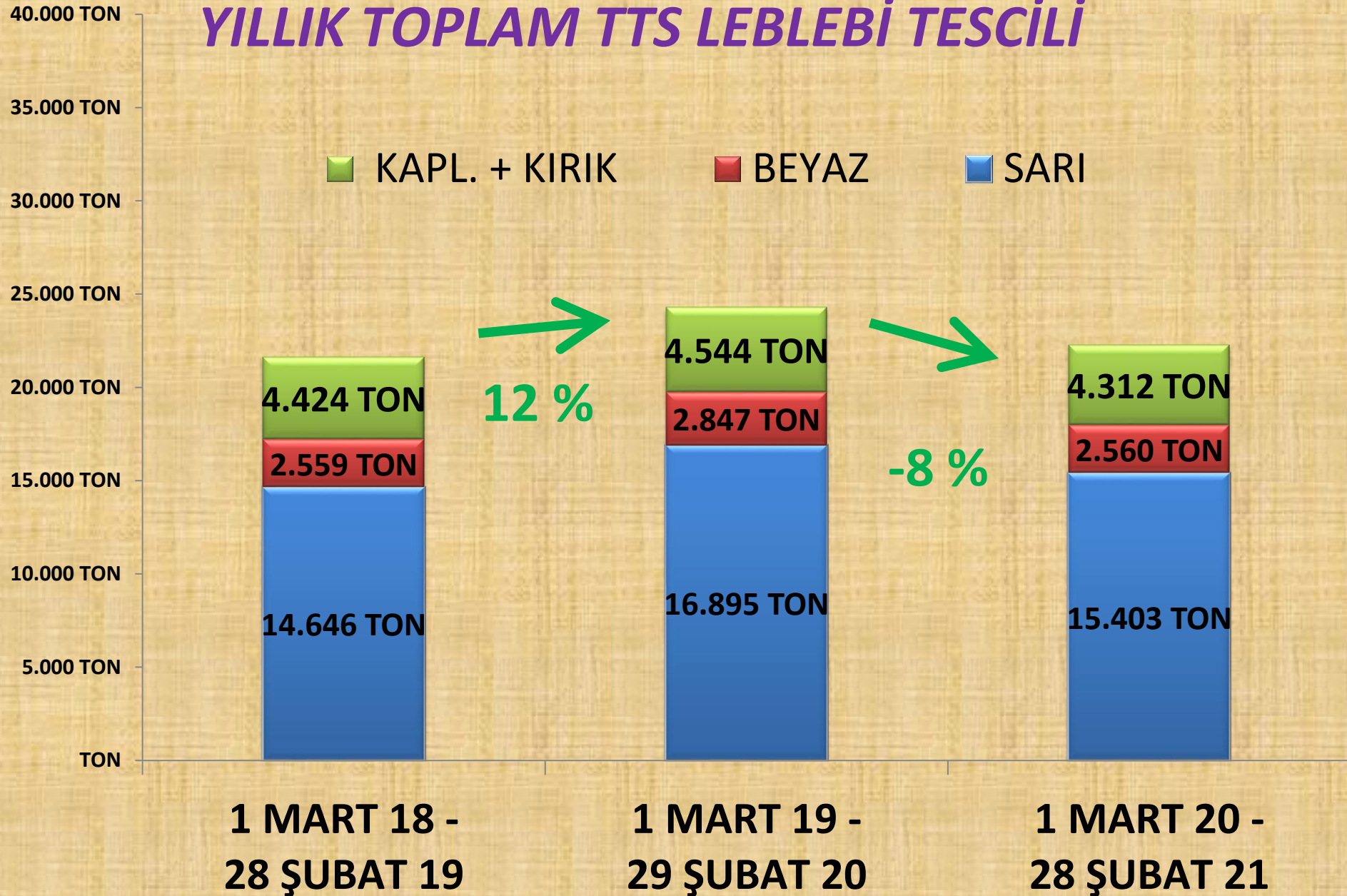
LEBLEBİ SARI Kalburaltı FİYATLARI

	2019 ŞUBAT	2020 ŞUBAT		2021 ŞUBAT	
ORTALAMA	11 TON	-73%	3 TON	33%	4 TON

YILLIK YURTIÇI TOPLAM LEBLEBİ İŞLEM MİKTARI

MİKTAR	1 MART 2018 28 ŞUBAT 2019	1 MART 2019 29 ŞUBAT 2020	1 MART 2020 28 ŞUBAT 2021		
SARI	14.646 TON	15%	16.895 TON	-9%	15.403 TON
BEYAZ	2.559 TON	11%	2.847 TON	-10%	2.560 TON
KAPL.+KIRIK	4.424 TON	3%	4.544 TON	-5%	4.312 TON
<u>LEBLEBİ TOPLAM</u>	21.629 TON	12%	24.286 TON	-8%	22.276 TON

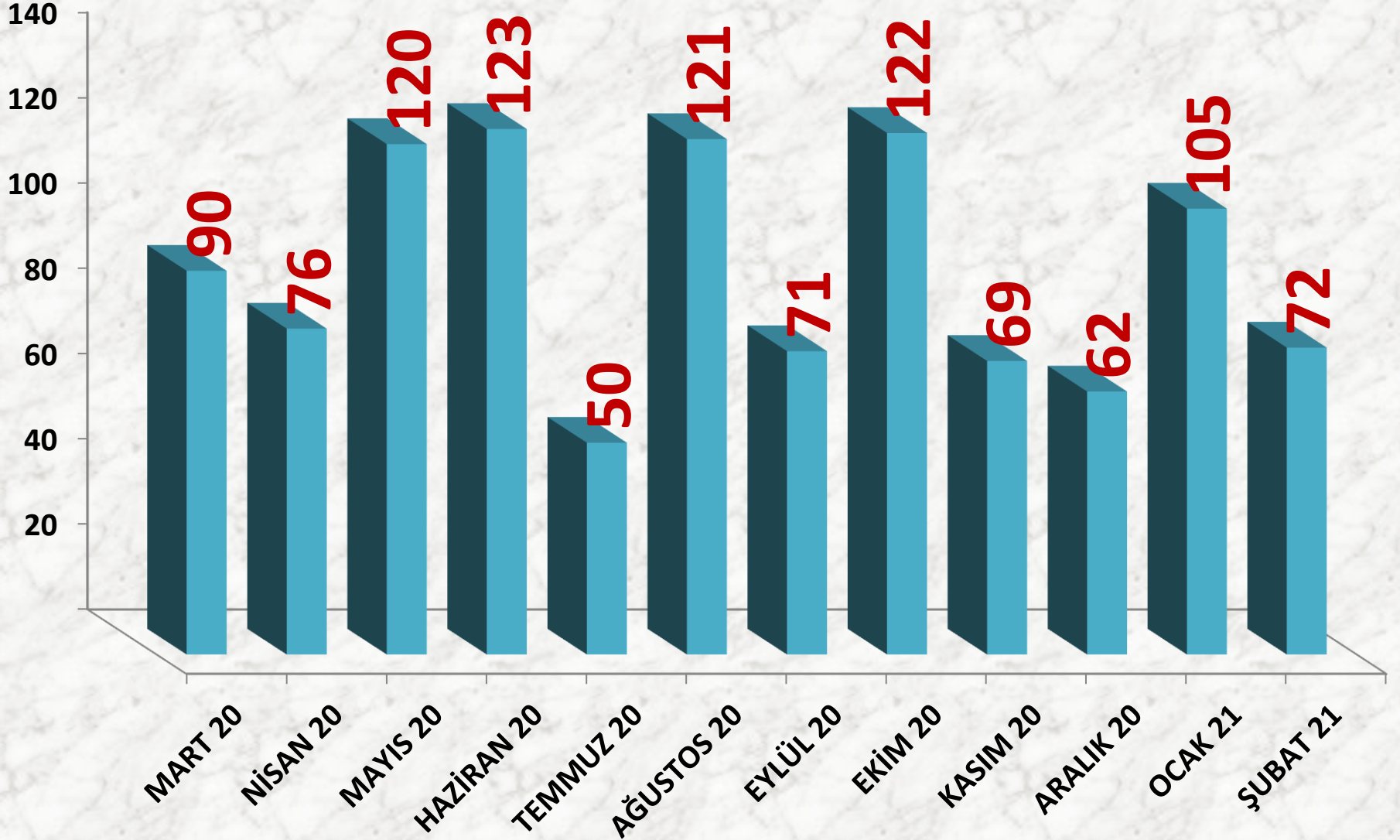
YILLIK TOPLAM TTS LEBLEBİ TESCİLİ

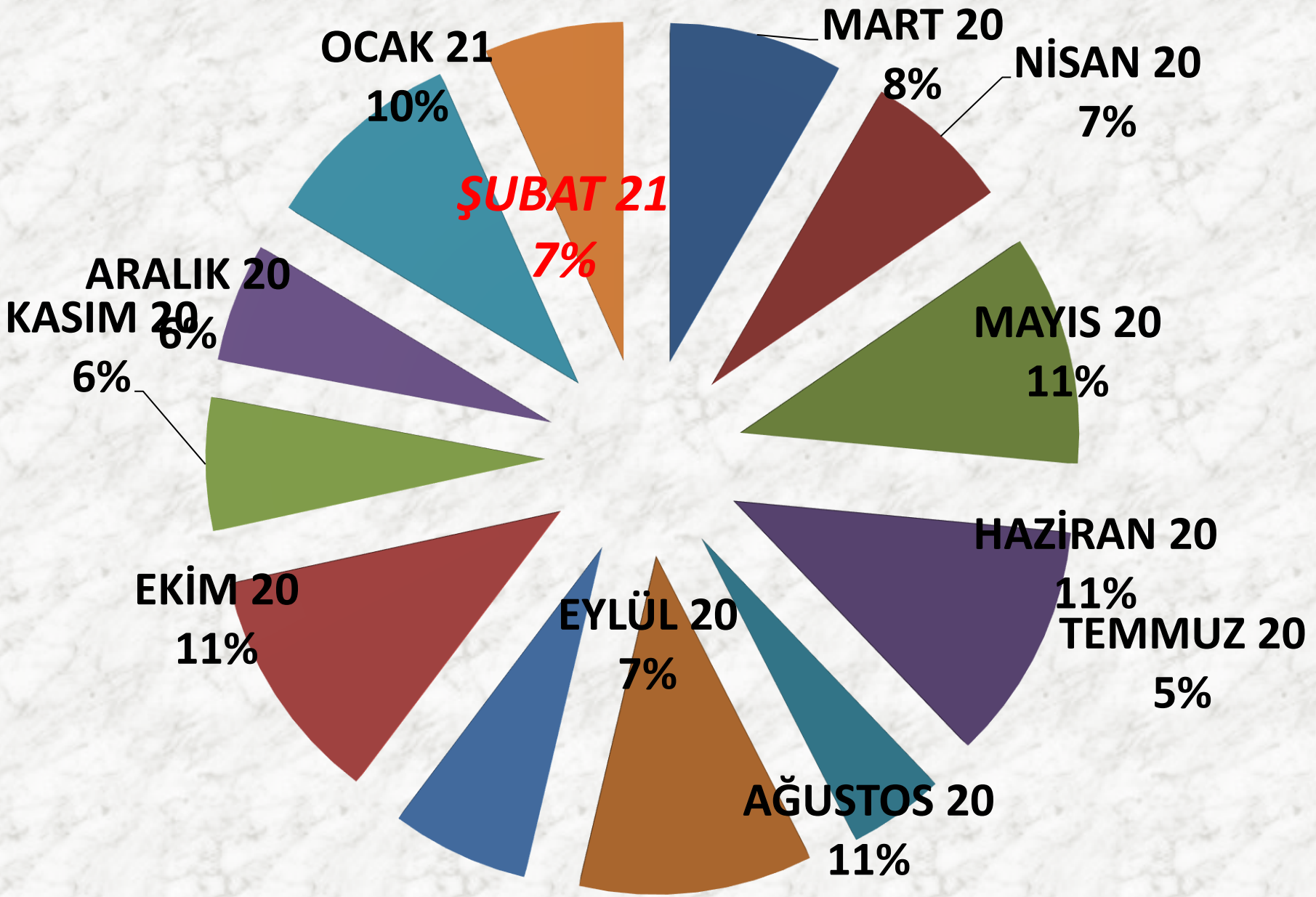


LEBLEBİ İHRACAT MİKTARLARI

2019 ŞUBAT		2020 ŞUBAT		2021 ŞUBAT	
SARI LEBLEBİ	53.278 kg.	SARI LEBLEBİ	95.560 kg.	SARI LEBLEBİ	46.636 kg.
BEYAZ LEBLEBİ	28.061 kg.	BEYAZ LEBLEBİ	17.604 kg.	BEYAZ LEBLEBİ	16.680 kg.
KAPLAMALI LEBLEBİ	8.837 kg.	KAPLAMALI LEBLEBİ	5.883 kg.	KAPLAMALI LEBLEBİ	1.260 kg.
KIRIK LEBLEBİ	1.000 kg.	KIRIK LEBLEBİ	2.000 kg.	KIRIK LEBLEBİ	2.000 kg.
LEBLEBİ KALBURALTI	3.880 kg.	LEBLEBİ KALBURALTI	4.480 kg.	LEBLEBİ KALBURALTI	5.000 kg.
LEBLEBİ UNU	-	LEBLEBİ UNU	-	LEBLEBİ UNU	-
<u>TOPLAM</u>	95.056 kg.	<u>TOPLAM</u>	125.527 kg.	<u>TOPLAM</u>	71.576 kg.

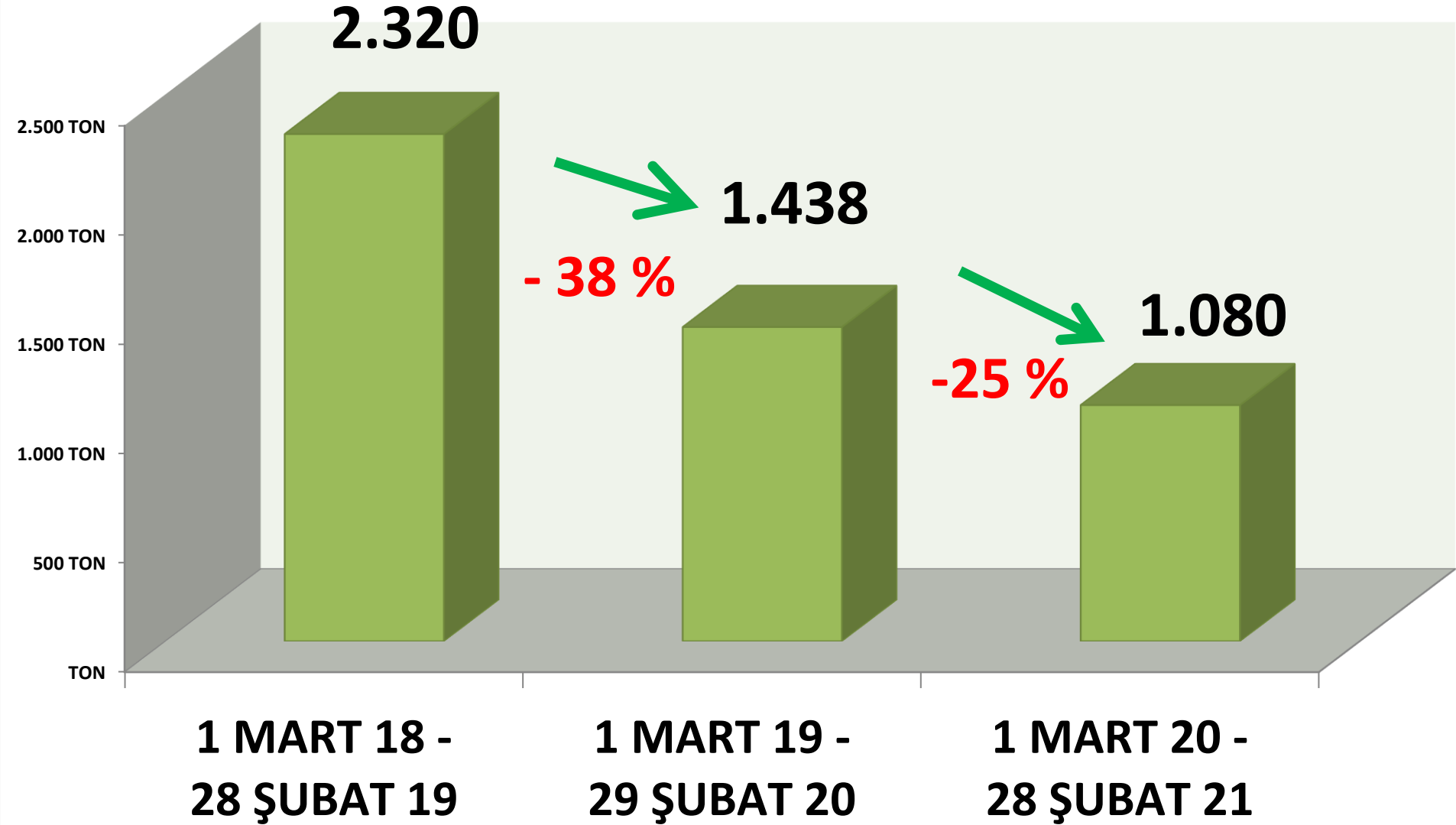
Leblebi İhracat (Ton)





AYLIK LEBLEBİ İHRACAT MİKTARI ORANLARI

YILLIK TOPLAM LEBLEBİ İHRACAT MİKTARI (TON)



AYÇEKİRDEĞİ

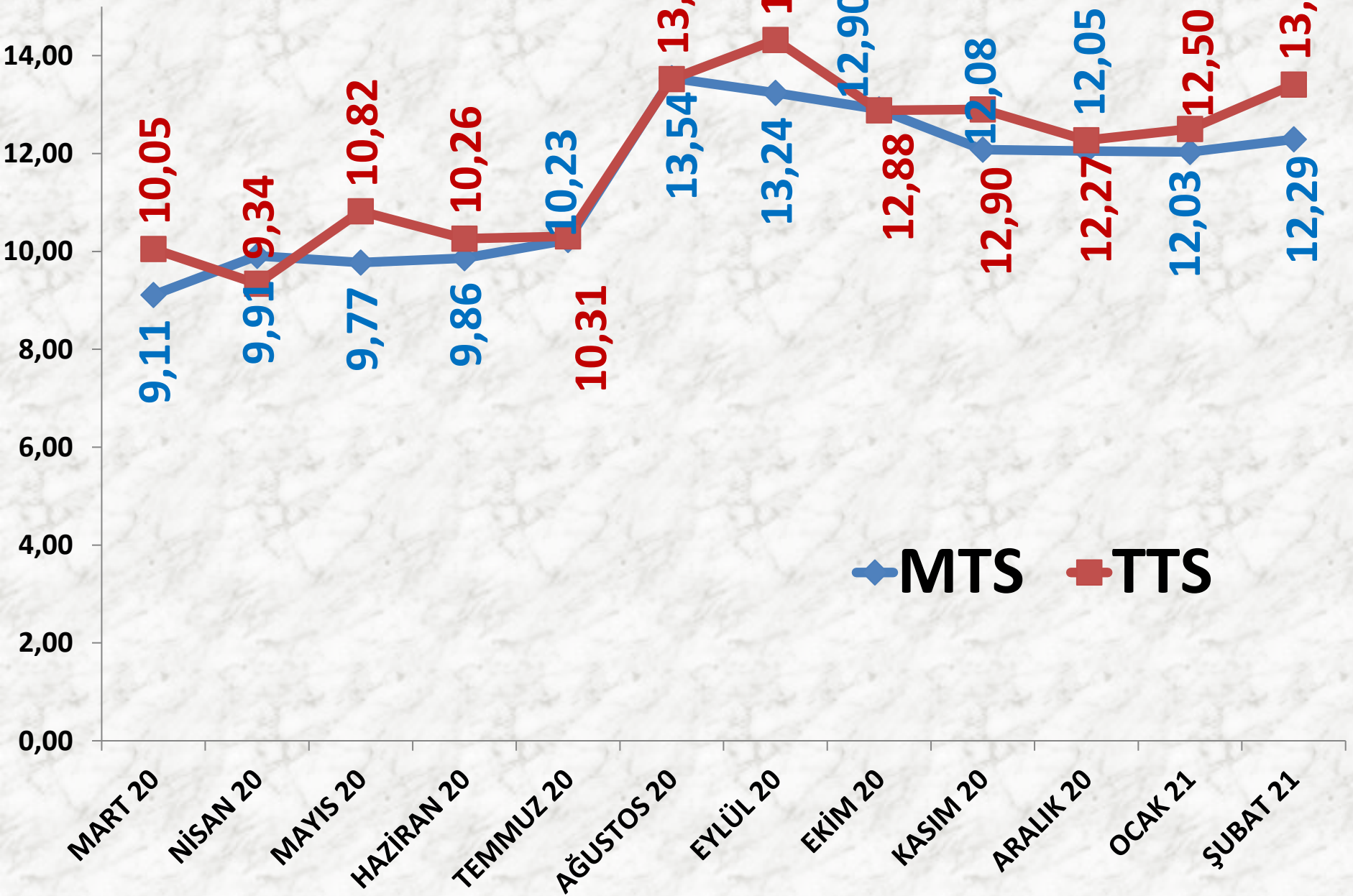
İŞLEM MİKTARI (TON)	2019 ŞUBAT	2020 ŞUBAT		2021 ŞUBAT	
MTS	1183 TON	-33%	790 TON	45%	1144 TON
TTS	2339 TON	-51%	1148 TON	28%	1475 TON

EN AZ FİYAT	2019 ŞUBAT	2020 ŞUBAT		2021 ŞUBAT	
MTS	3,14 TL	97%	6,20 TL	42%	8,79 TL
TTS	2,80 TL	70%	4,75 TL	92%	9,10 TL

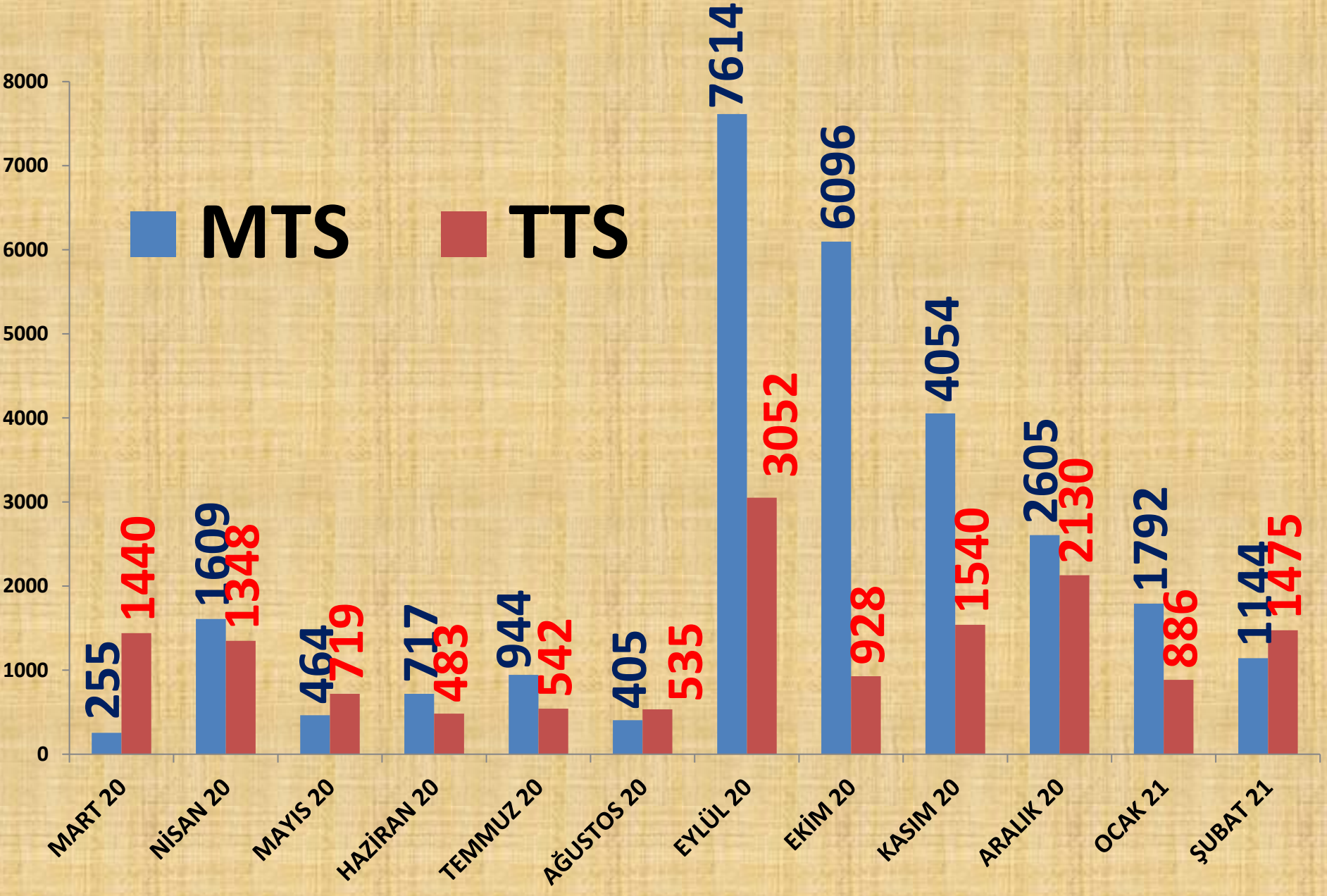
EN ÇOK FİYAT	2019 ŞUBAT	2020 ŞUBAT		2021 ŞUBAT	
MTS	6,00 TL	98%	11,85 TL	40%	16,58 TL
TTS	7,50 TL	104%	15,33 TL	-4%	14,75 TL

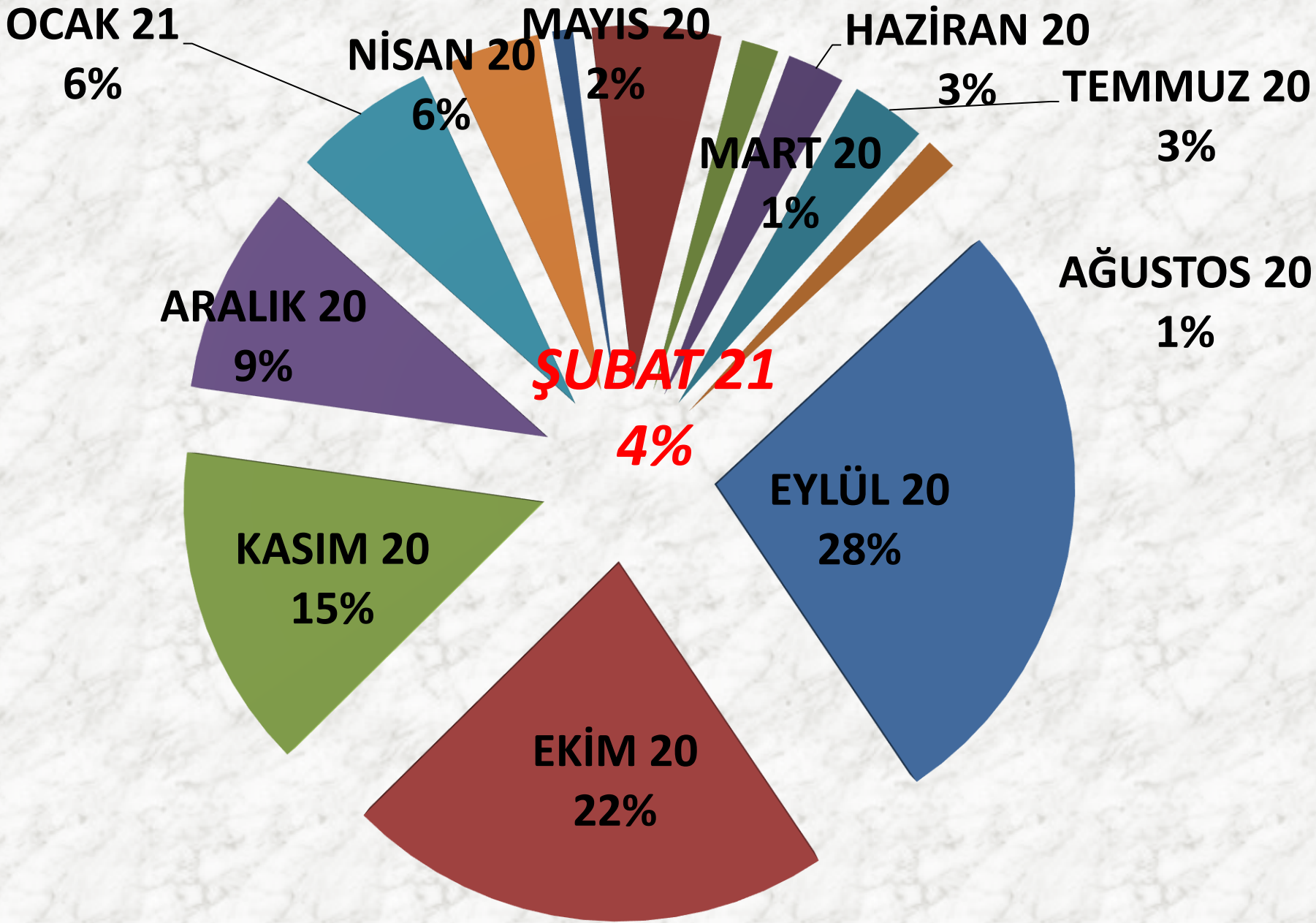
ORT. FİYAT	2019 ŞUBAT	2020 ŞUBAT		2021 ŞUBAT	
MTS	4,70 TL	92%	9,01 TL	36%	12,29 TL
TTS	5,68 TL	78%	10,08 TL	33%	13,41 TL

AYLIK AYÇİÇEĞİ FİYAT TRENDİ (TL)



AYLIK AYÇİÇEĞİ İŞLEM MİKTARI (TON)

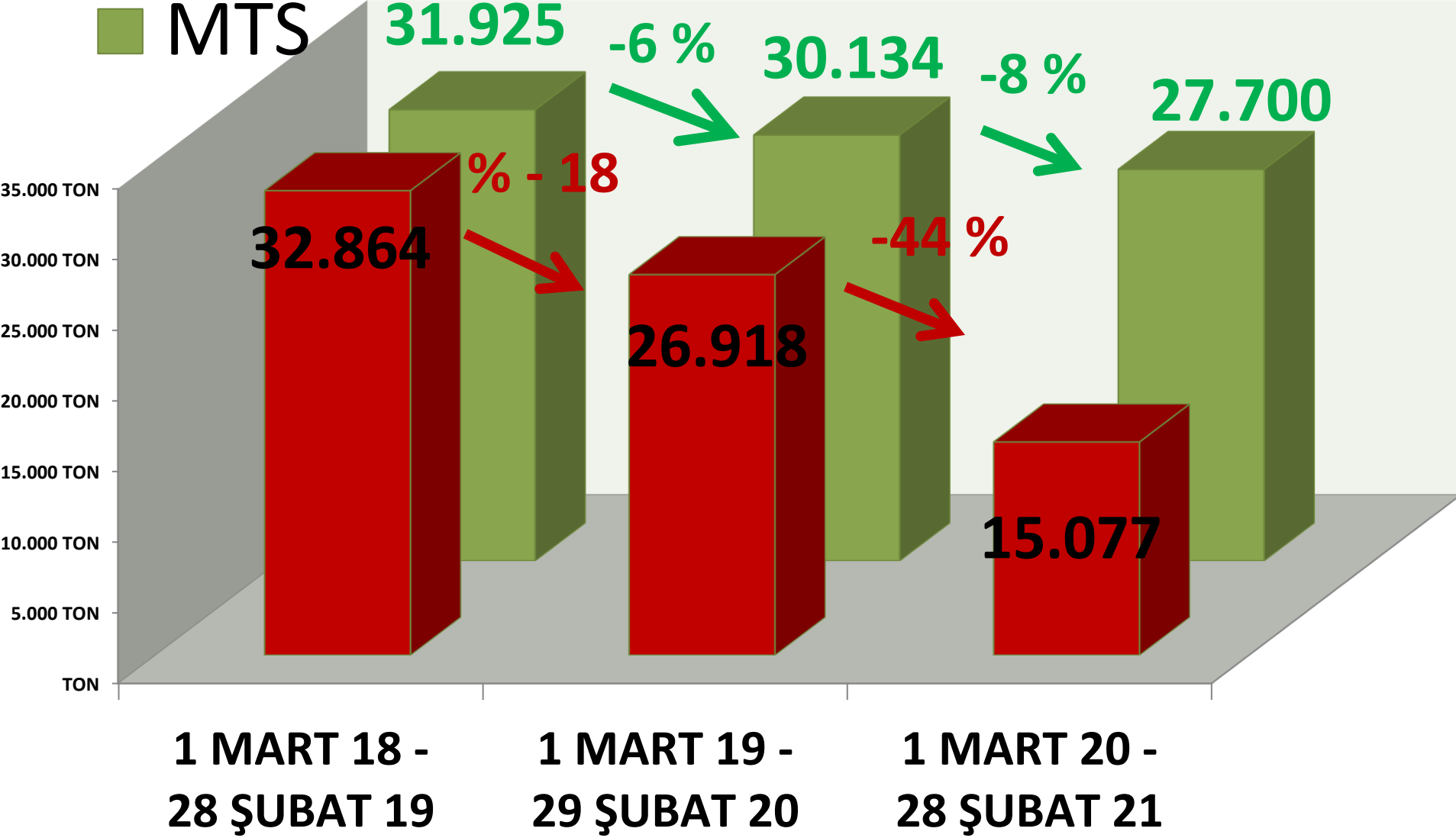




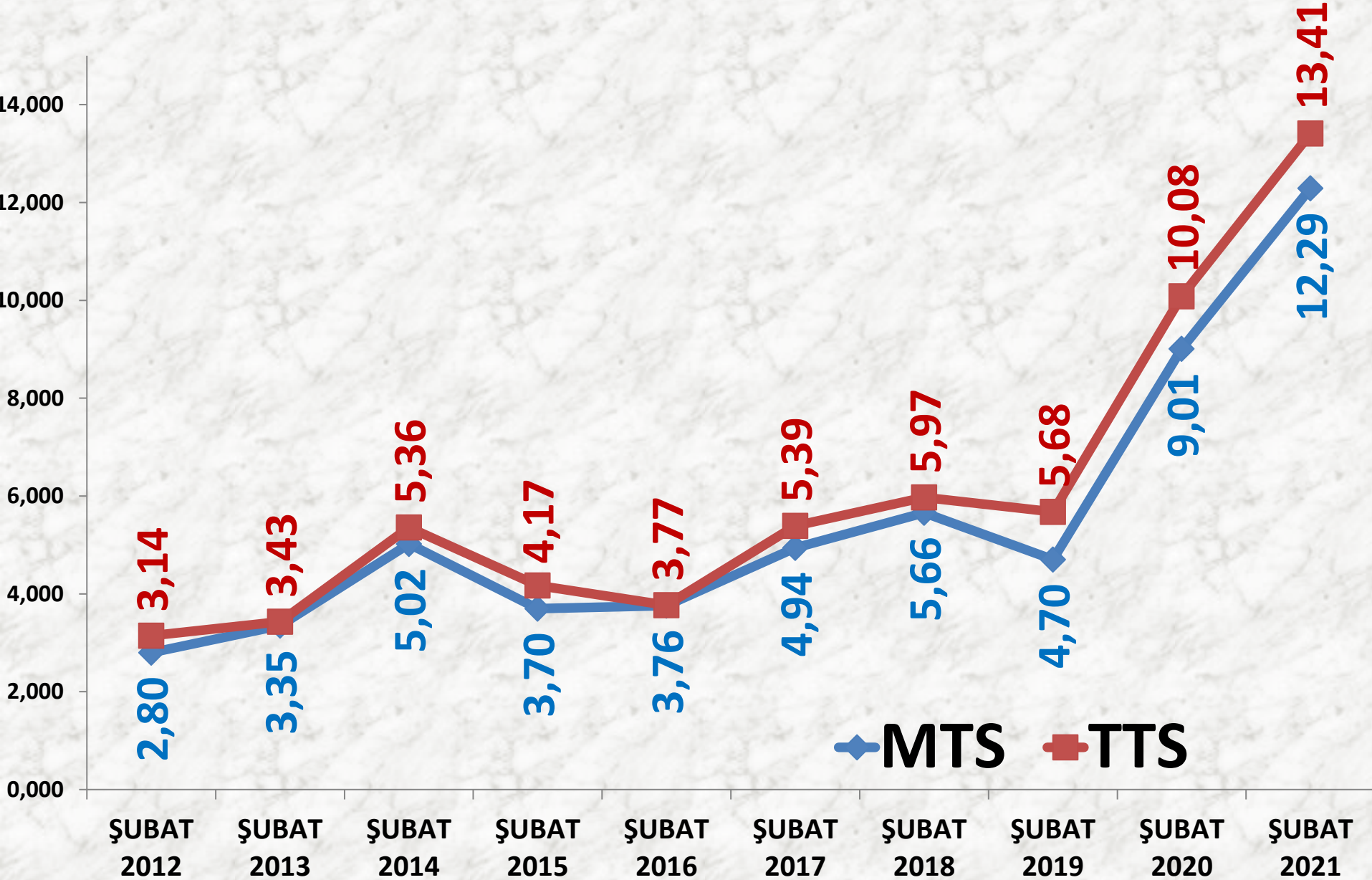
AYLIK AYÇİÇEĞİ MTS İŞLEM MİKTARI ORANLARI

TTS YILLIK TOPLAM AYÇIĞEĞİ İŞLEM MİKTARI (TON)

■ MTS



ŞUBAT AYLARI AYÇİÇEĞİ FİYAT ORT. (TL)

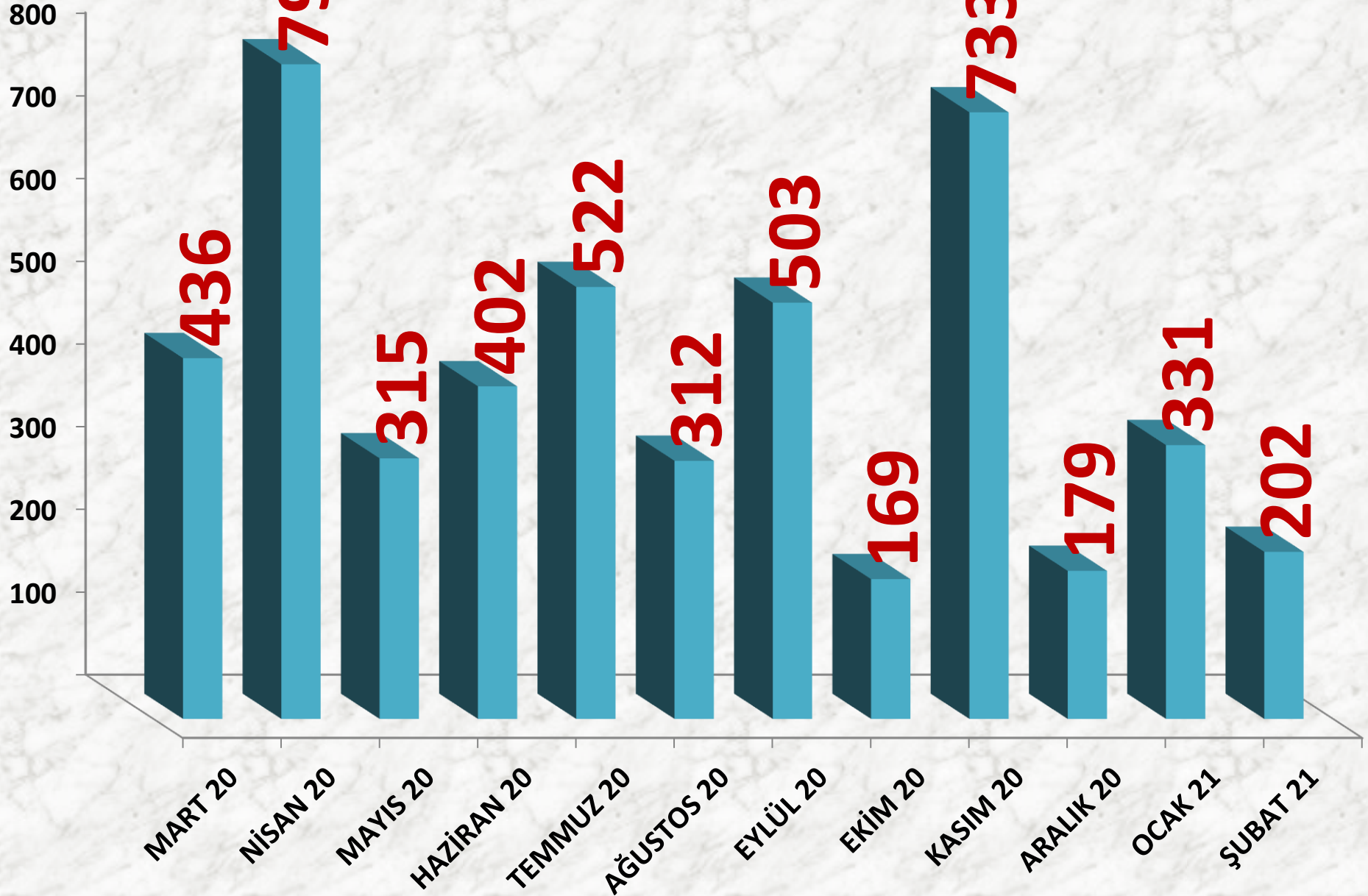


AYÇEKİRDEĞİ İHRACATI

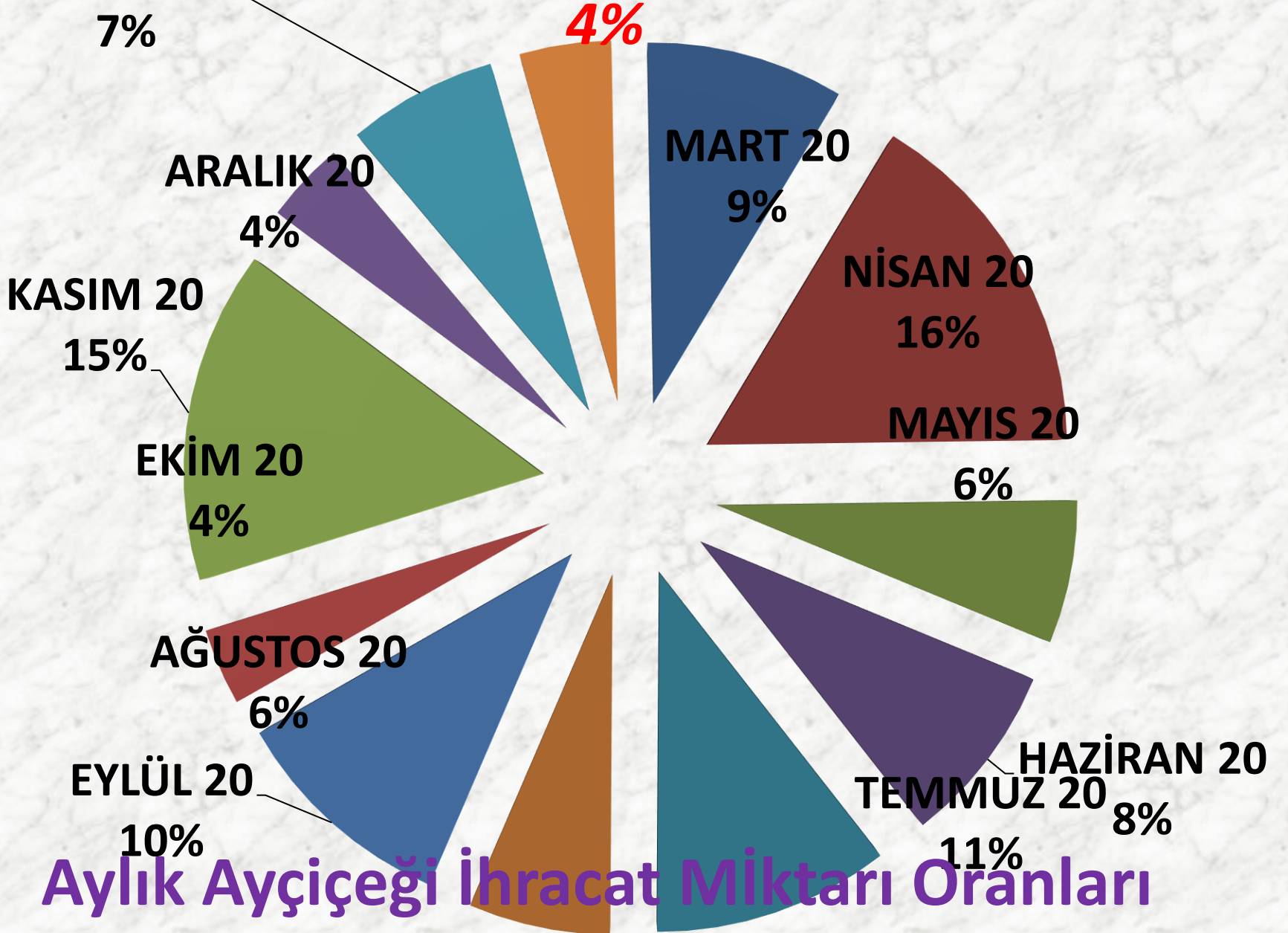
İŞLEM HACMİ TON	2019 ŞUBAT	2020 ŞUBAT		2021 ŞUBAT	
TTS	479 TON	-46%	259 TON	-22%	202 TON



Ayçiçeği İhracat (Ton)

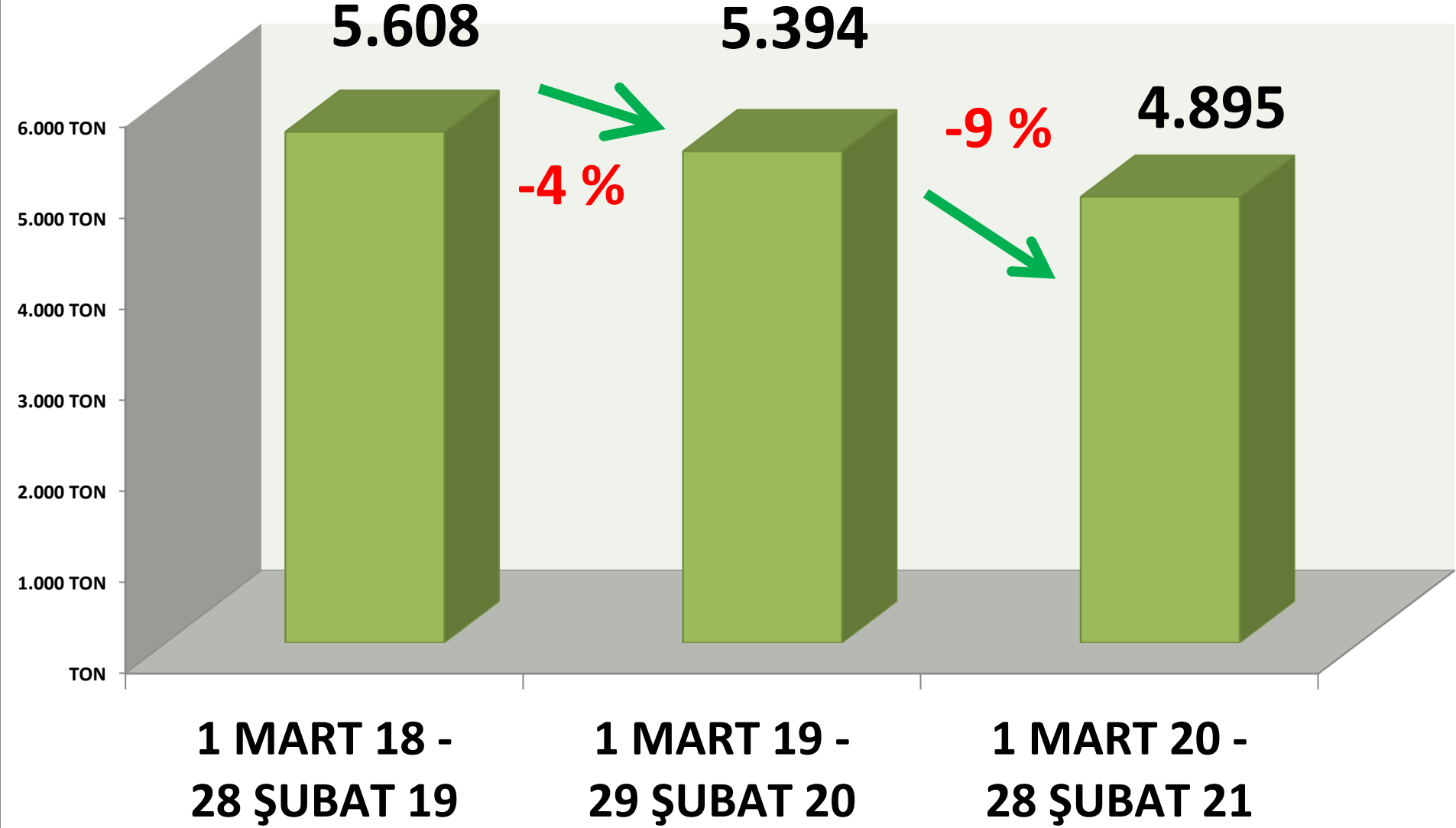


ŞUBAT 21



Aylık Ayçiçeği ihracat Miktarı Oranları

YILLIK TOPLAM AYÇIĞEĞİ İHRACAT MİKTARI (TON)



SÜT

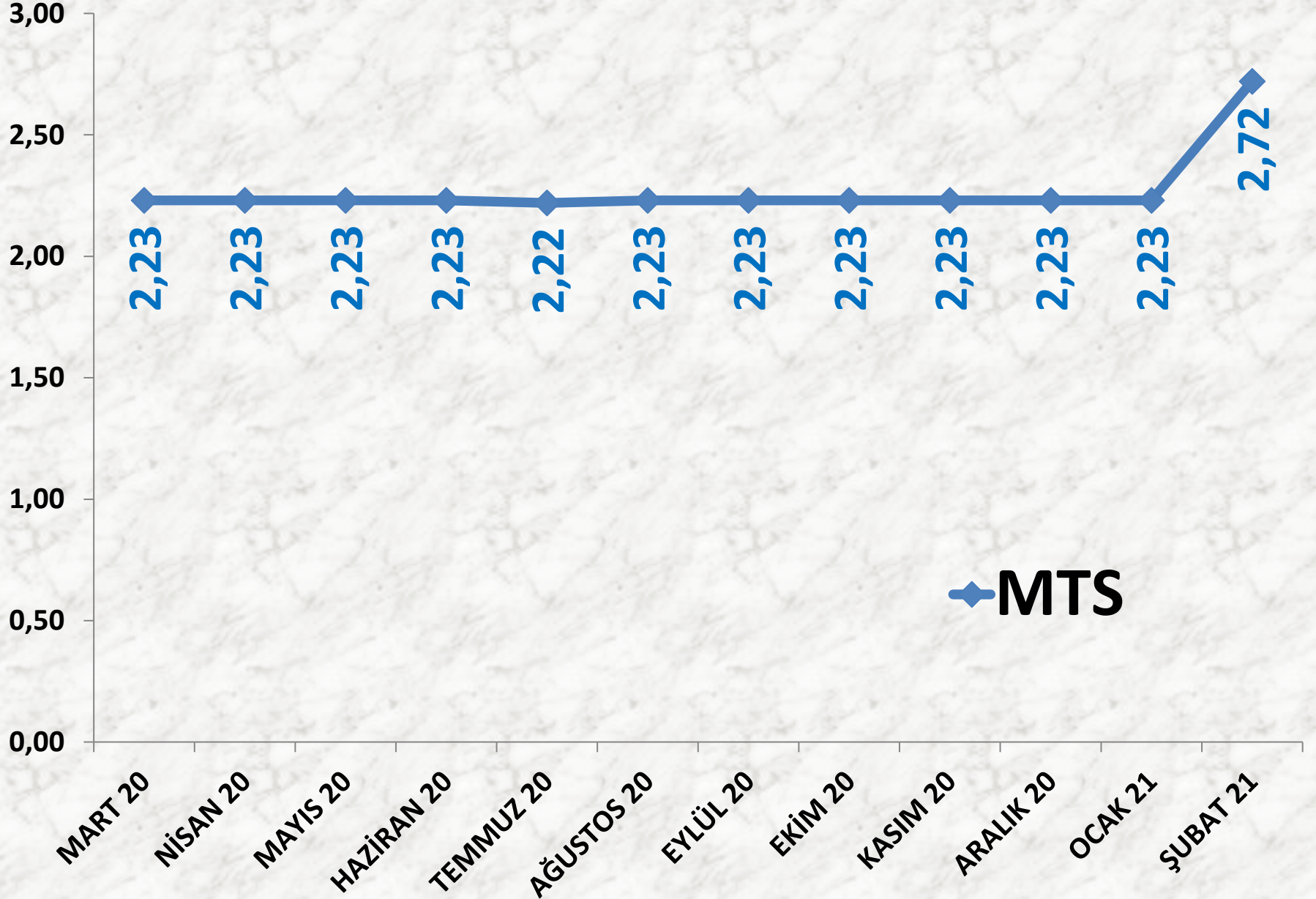
İŞLEM MİKTARI (M ³)	2019 ŞUBAT		2020 ŞUBAT		2021 ŞUBAT	
	MTS	28.558 M ³	5%	29.854 M ³	4%	31.040 M ³

EN AZ FİYAT	2019 ŞUBAT		2020 ŞUBAT		2021 ŞUBAT	
	MTS	1,40 TL	32%	1,85 TL	16%	2,14 TL

EN ÇOK FİYAT	2019 ŞUBAT		2020 ŞUBAT		2021 ŞUBAT	
	MTS	1,82 TL	32%	2,40 TL	38%	3,31 TL

ORTALAMA FİYAT	2019 ŞUBAT		2020 ŞUBAT		2021 ŞUBAT	
	MTS	1,69 TL	32%	2,23 TL	22%	2,72 TL

AYLIK İNEK SÜTÜ FİYAT TRENDİ (TL)

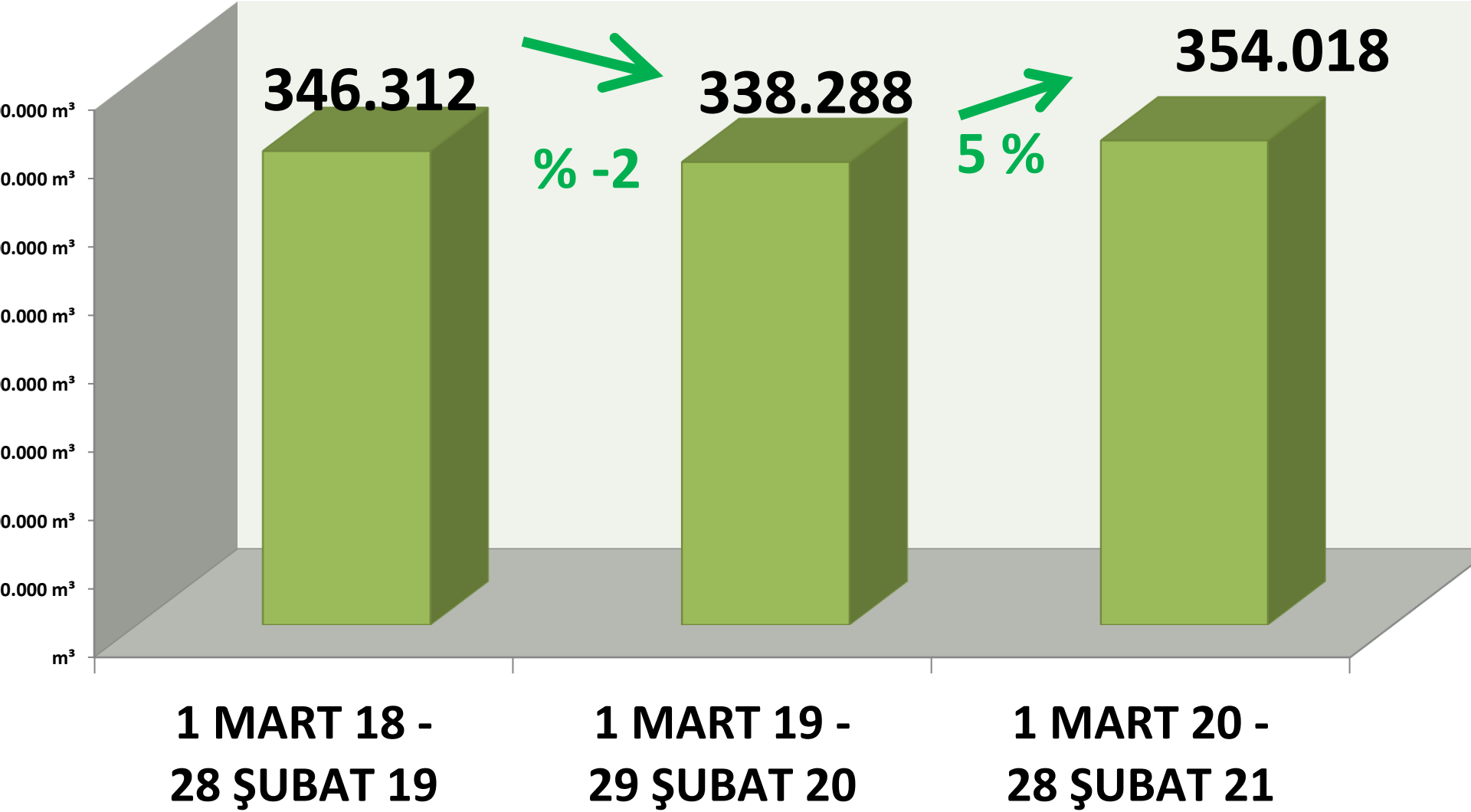




AYLIK SÜT İŞLEM MİKTARI (M³)

YILLIK TOPLAM İNEK SÜTÜ İŞLEM MİKTARI (M³)

■ MTS



BEYAZ HAŞHAŞ

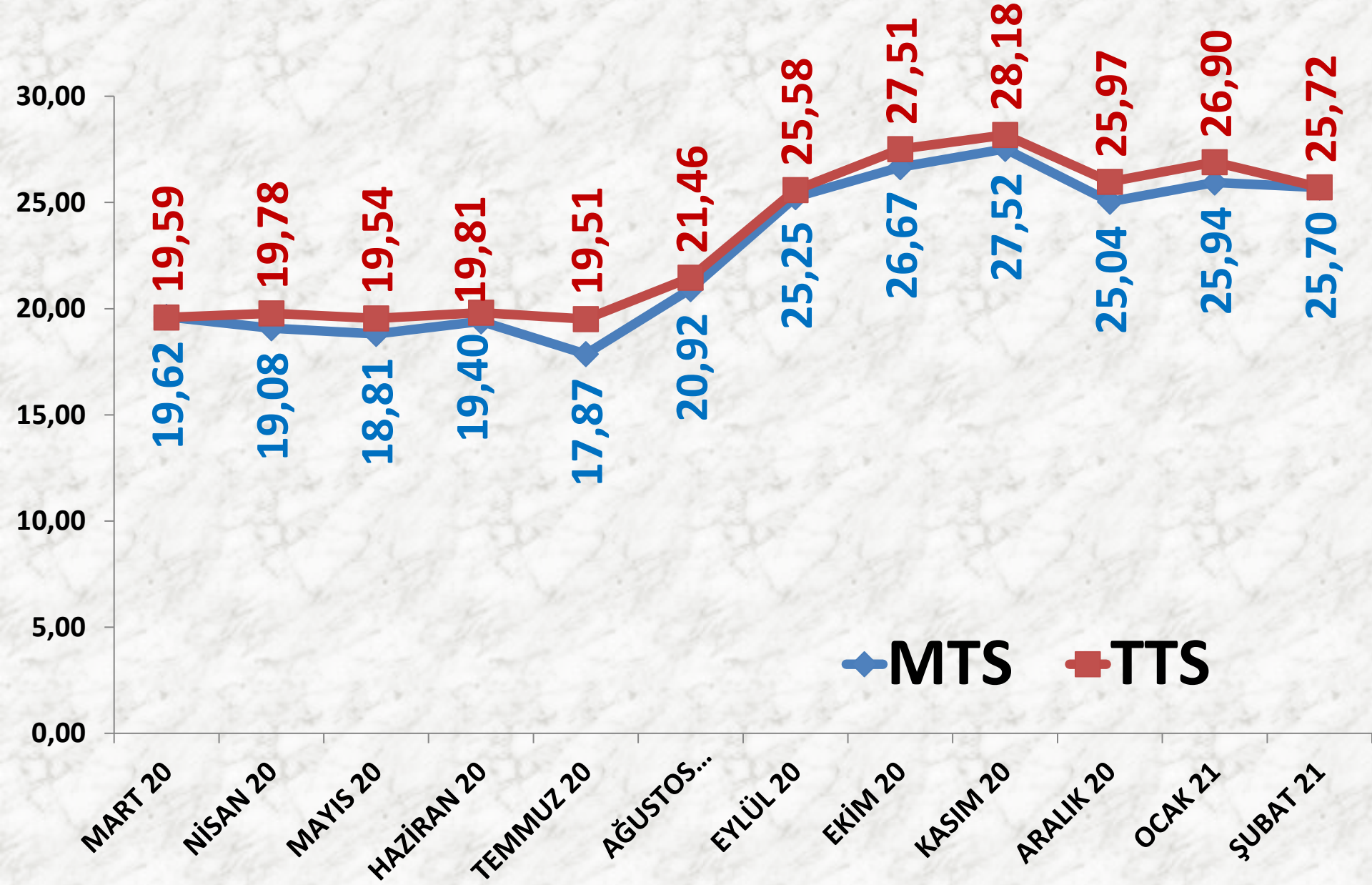
İŞLEM MİKTARI (TON)	2019 ŞUBAT	2020 ŞUBAT		2021 ŞUBAT	
MTS	45 TON	-96%	2 TON	1954%	33 TON
TTS	429 TON	-75%	109 TON	-30%	76 TON

EN AZ FİYAT	2019 ŞUBAT	2020 ŞUBAT		2021 ŞUBAT	
MTS	14,00 TL	27%	17,79 TL	39%	24,70 TL
TTS	9,80 TL	104%	20,00 TL	25%	25,00 TL

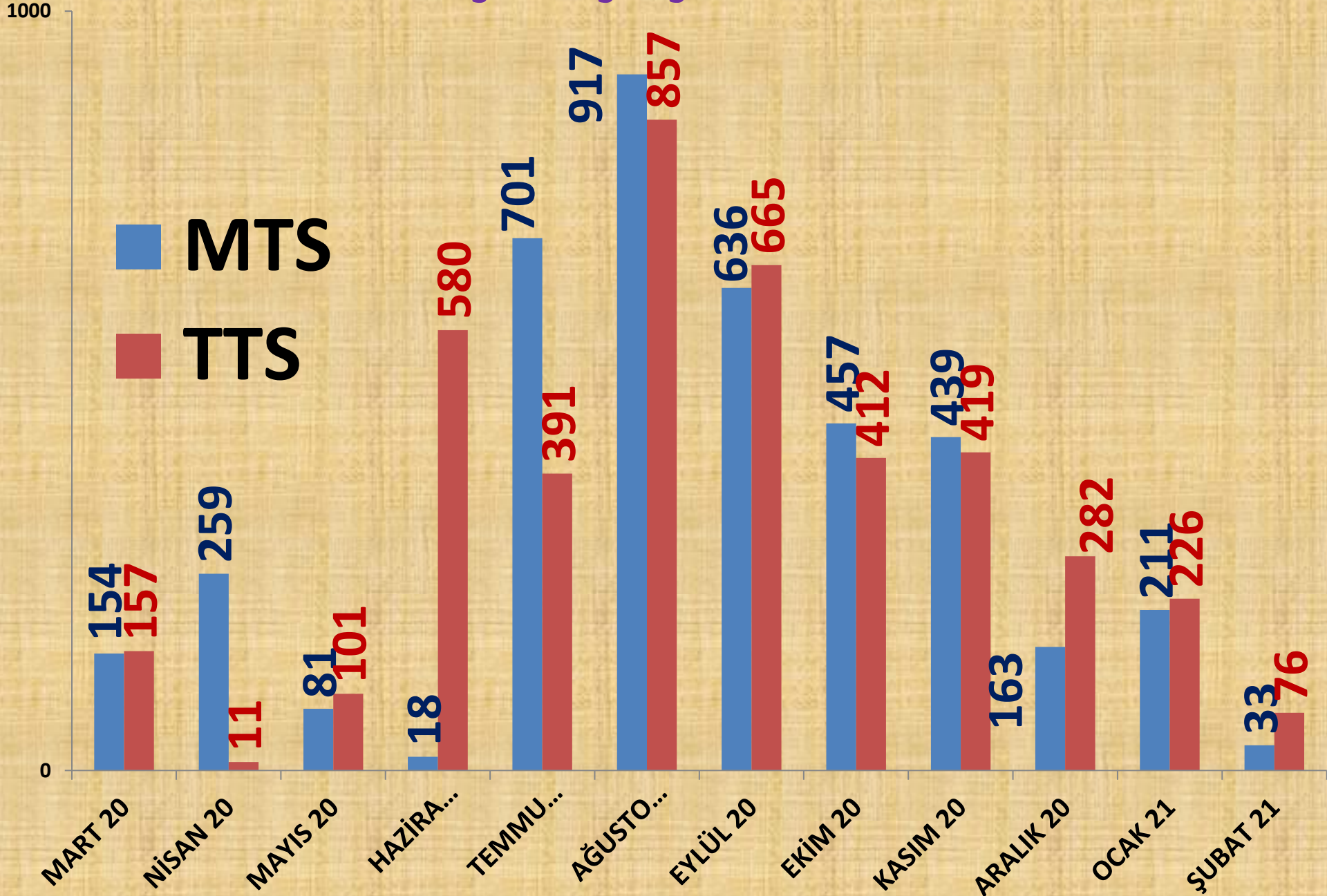
EN ÇOK FİYAT	2019 ŞUBAT	2020 ŞUBAT		2021 ŞUBAT	
MTS	18,50 TL	-4%	17,79 TL	46%	26,00 TL
TTS	20,00 TL	23%	24,50 TL	31%	32,00 TL

ORT. FİYAT	2019 ŞUBAT	2020 ŞUBAT		2021 ŞUBAT	
MTS	16,24 TL	10%	17,79 TL	44%	25,70 TL
TTS	15,25 TL	32%	20,07 TL	28%	25,72 TL

AYLIK B. HAŞHAŞ FİYAT TRENDİ (TL)



AYLIK B. HAŞHAŞ İŞLEM MİKTARI (TON)



OCAK 21

5%

ŞUBAT 21

1%

MAYIS 20

2%

NİSAN 20

6%

HAZİRAN 20

0%

MART 20

4%

KASIM 20

11%

ARALIK 20

4%

TEMMUZ 20

17%

EKİM 20

11%

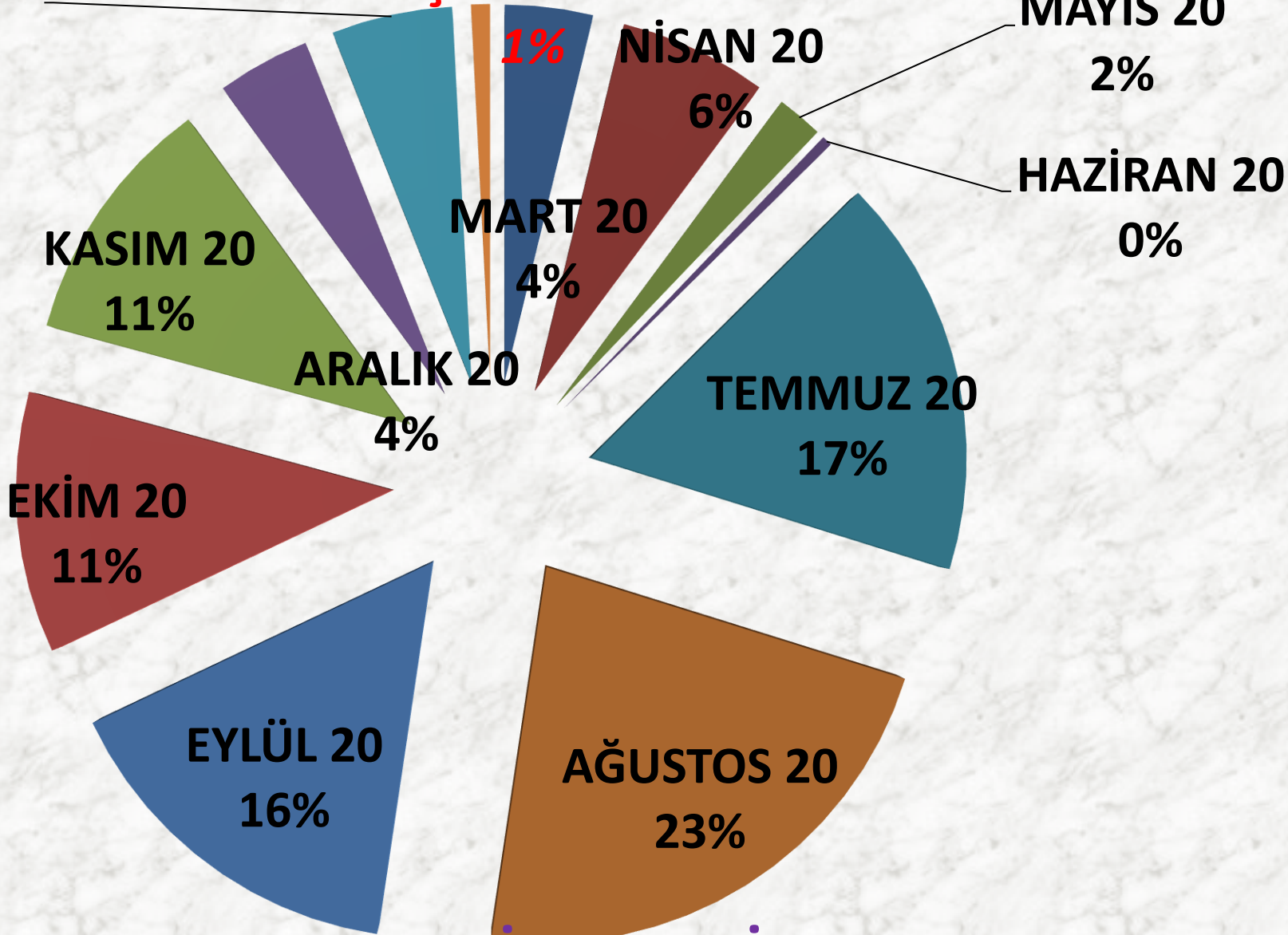
EYLÜL 20

16%

AĞUSTOS 20

23%

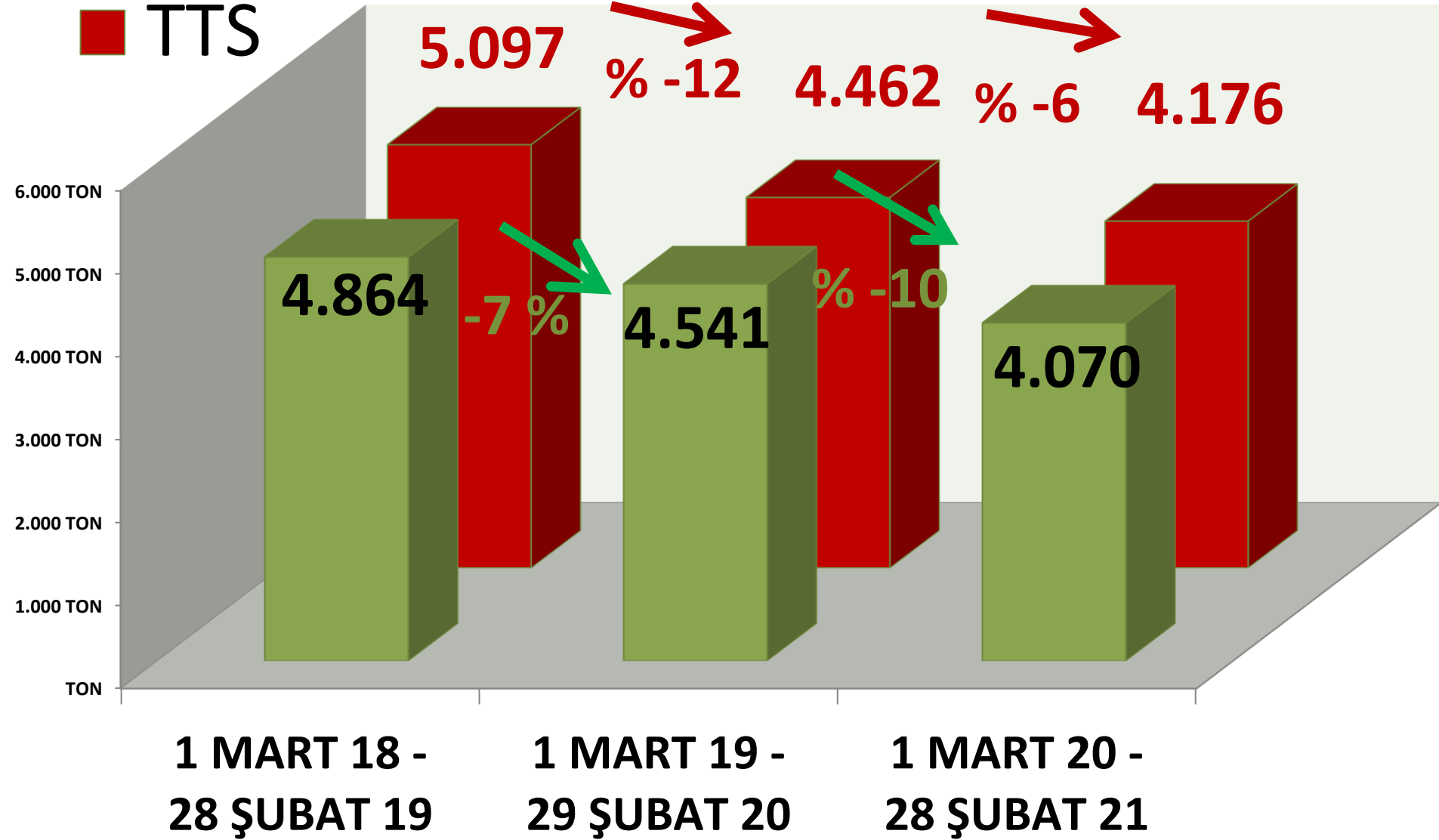
B. HAŞHAŞ MTS İŞLEM MİKTARI ORANLARI



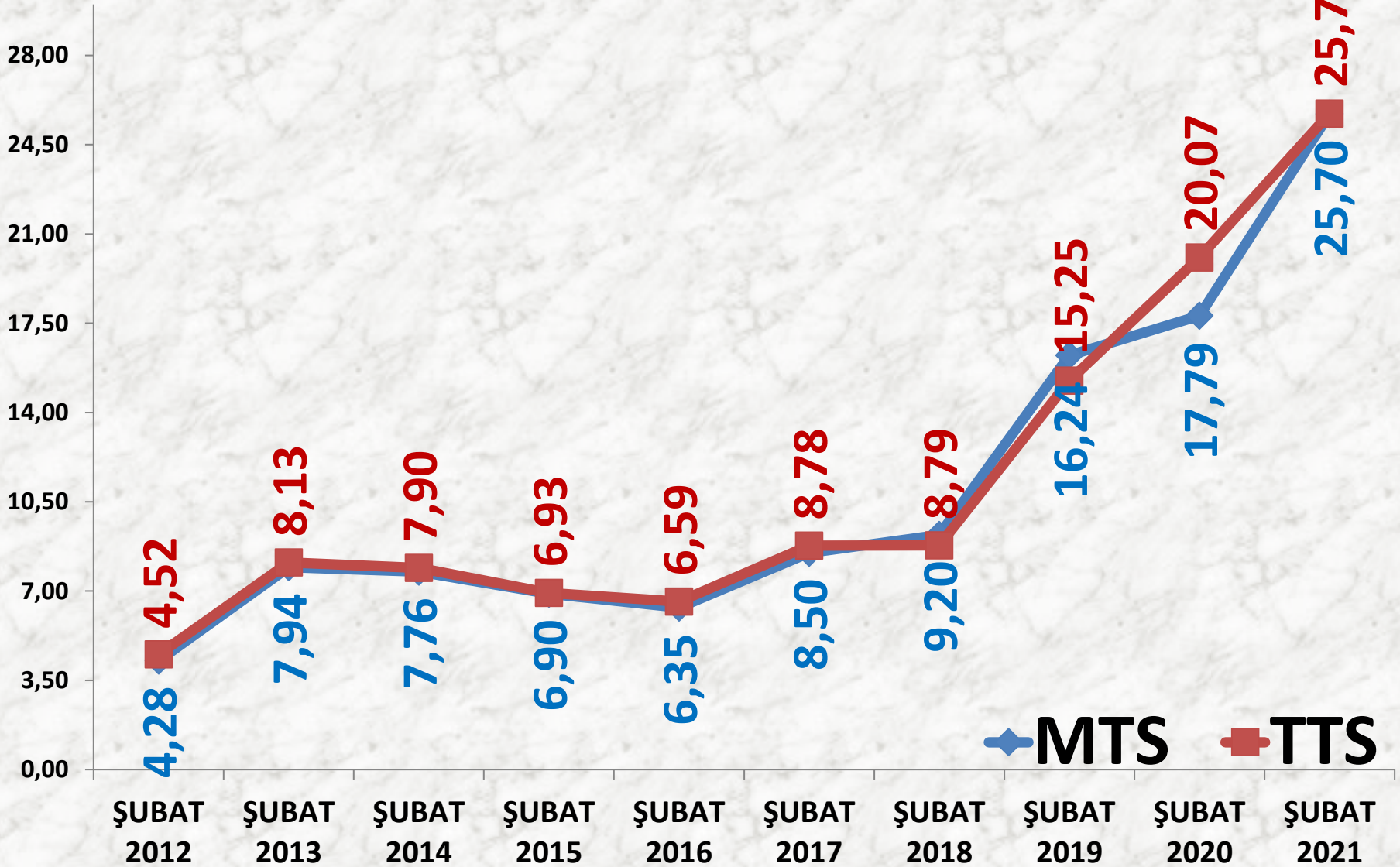
MTS YILLIK TOPLAM B. HAŞHAŞ İŞLEM MİKTARI (TON)

■ MTS

■ TTS



ŞUBAT AYLARI B. HAŞHAŞ FİYAT TRENDİ (TL)



MAVİ HAŞHAŞ

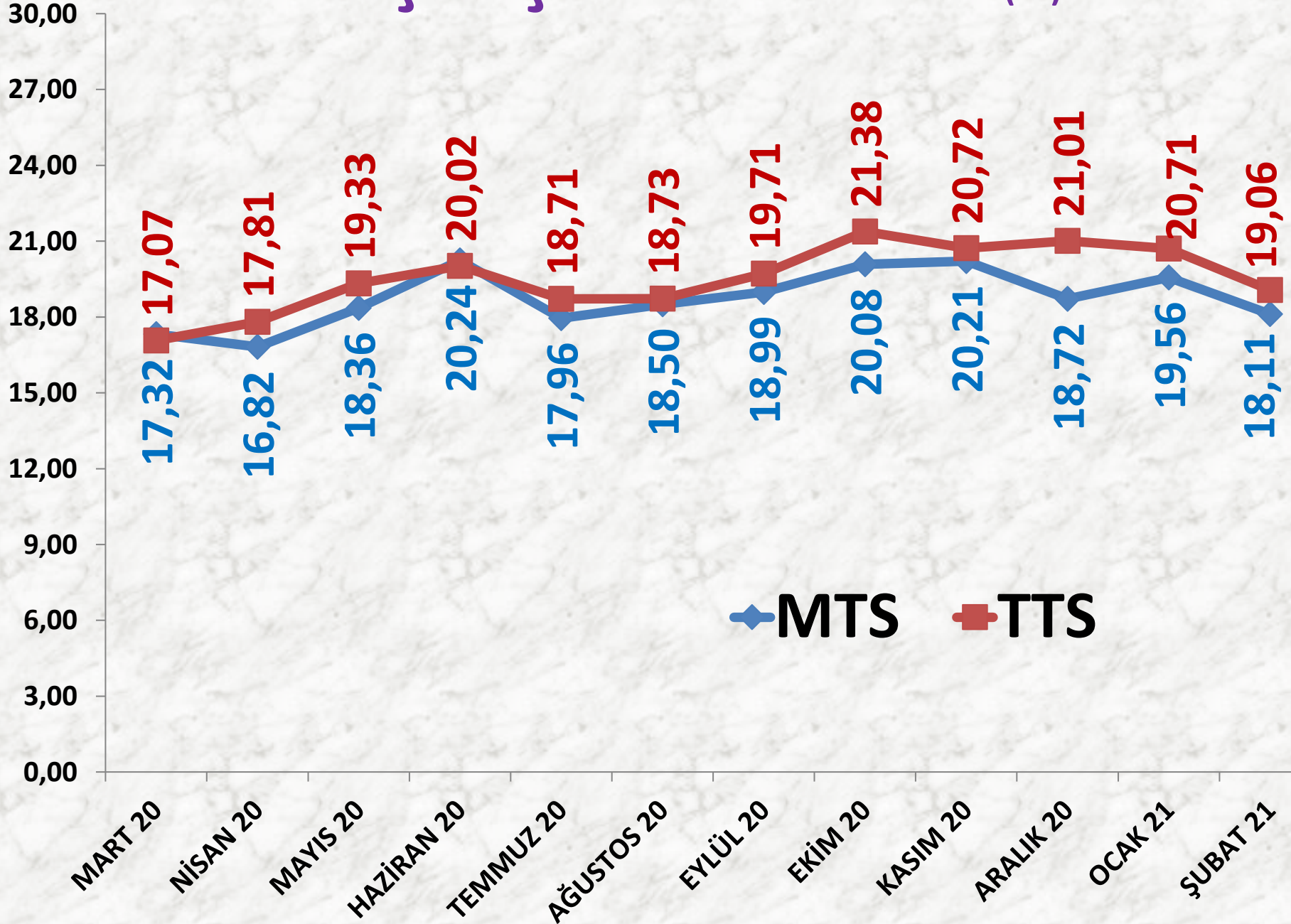
İŞLEM MİKTARI (TON)	2019 ŞUBAT	2020 ŞUBAT		2021 ŞUBAT	
<i>MTS</i>	48 TON	122%	106 TON	-31%	73 TON
<i>TTS</i>	97 TON	48%	144 TON	54%	221 TON

EN AZ FİYAT	2019 ŞUBAT	2020 ŞUBAT		2021 ŞUBAT	
<i>MTS</i>	21,00 TL	-26%	15,60 TL	12%	17,50 TL
<i>TTS</i>	21,50 TL	-25%	16,20 TL	13%	18,30 TL

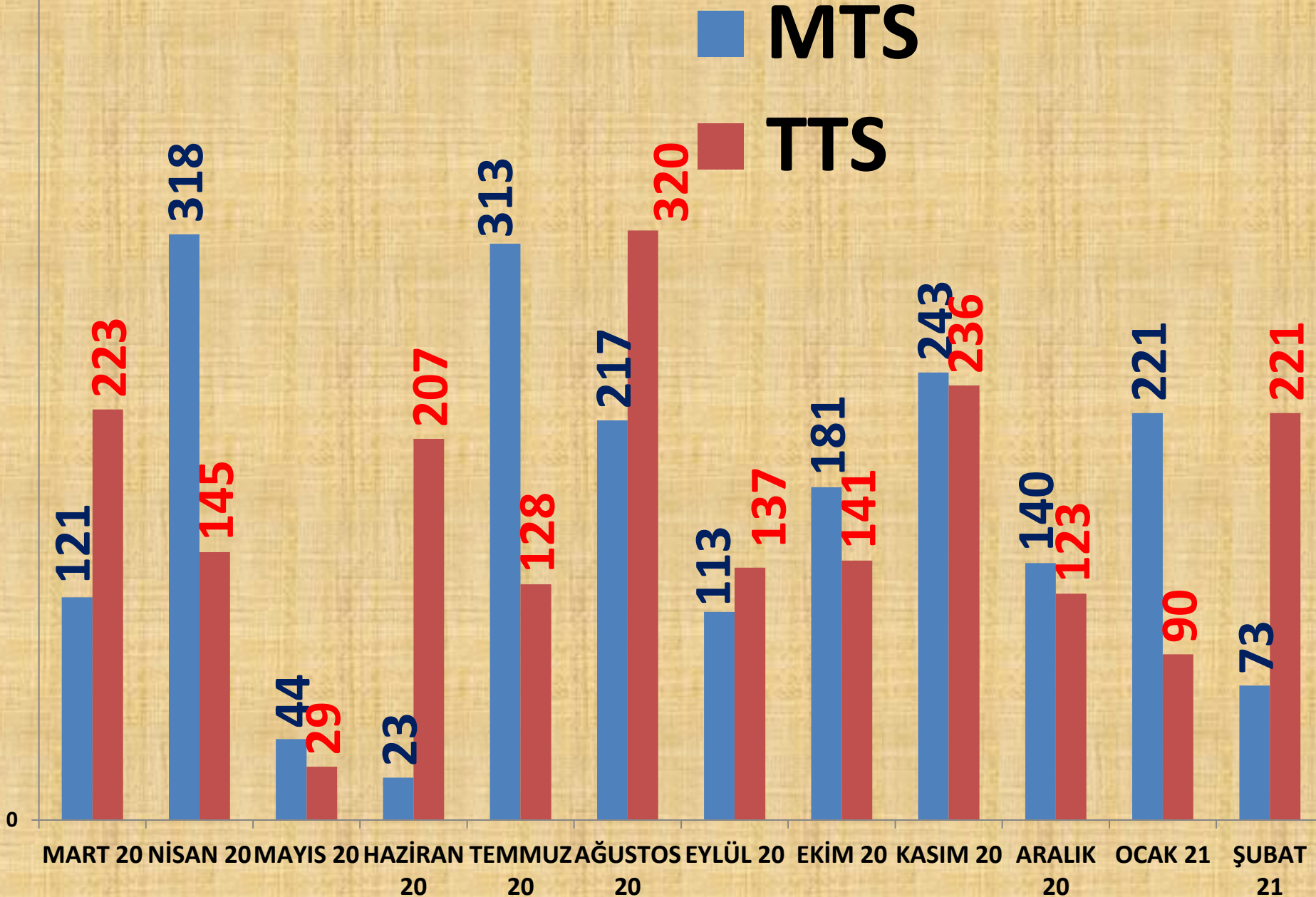
EN ÇOK FİYAT	2019 ŞUBAT	2020 ŞUBAT		2021 ŞUBAT	
<i>MTS</i>	23,00 TL	1%	23,30 TL	-21%	18,52 TL
<i>TTS</i>	30,00 TL	-17%	25,00 TL	12%	28,00 TL

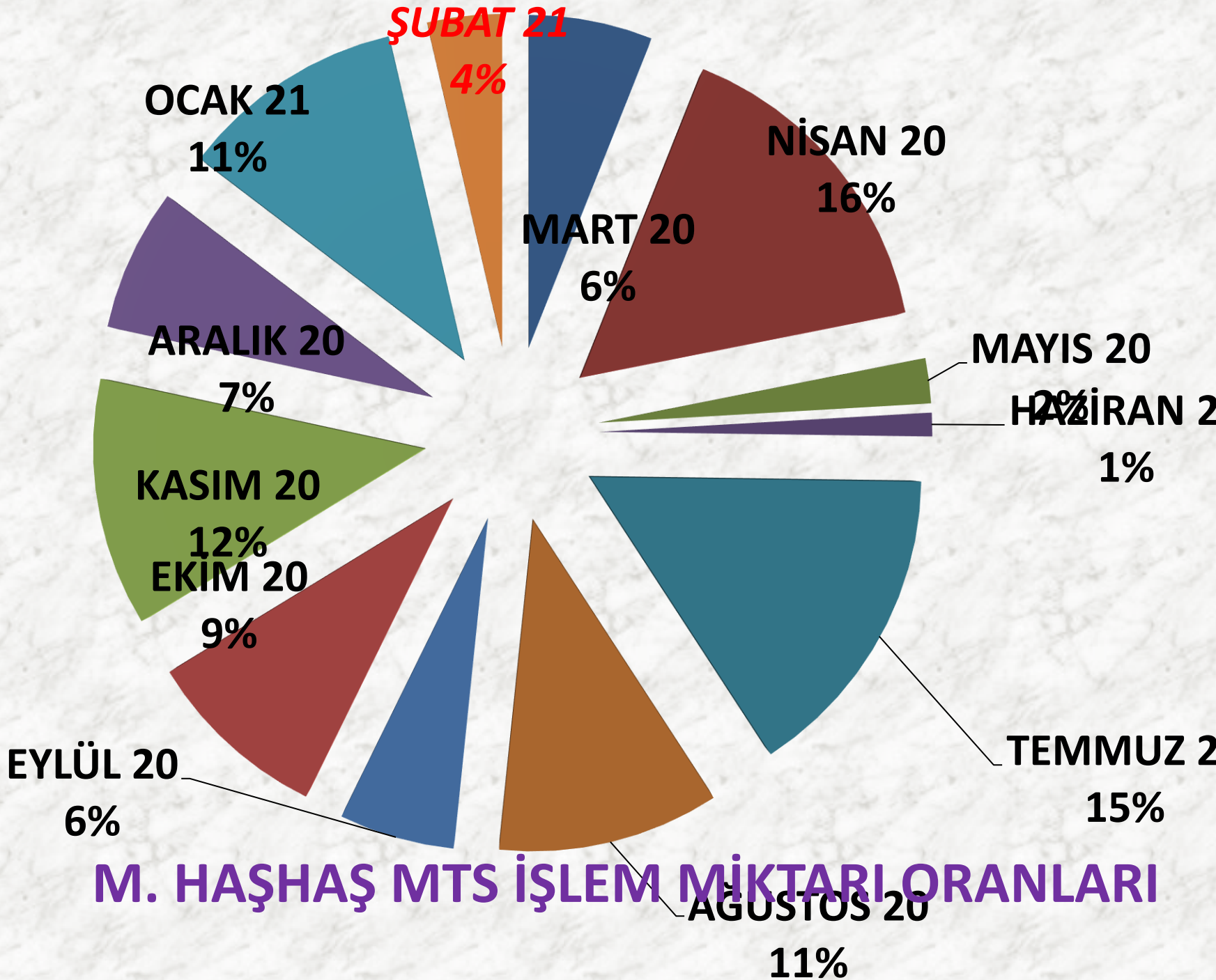
ORT. FİYAT	2019 ŞUBAT	2020 ŞUBAT		2021 ŞUBAT	
<i>MTS</i>	21,88 TL	-25%	16,44 TL	10%	18,11 TL
<i>TTS</i>	22,64 TL	-25%	16,92 TL	13%	19,06 TL

AYLIK M. HAŞHAŞ FİYAT TRENDİ (TL)



AYLIK M. HAŞHAŞ İŞLEM MİKTARI (TON)

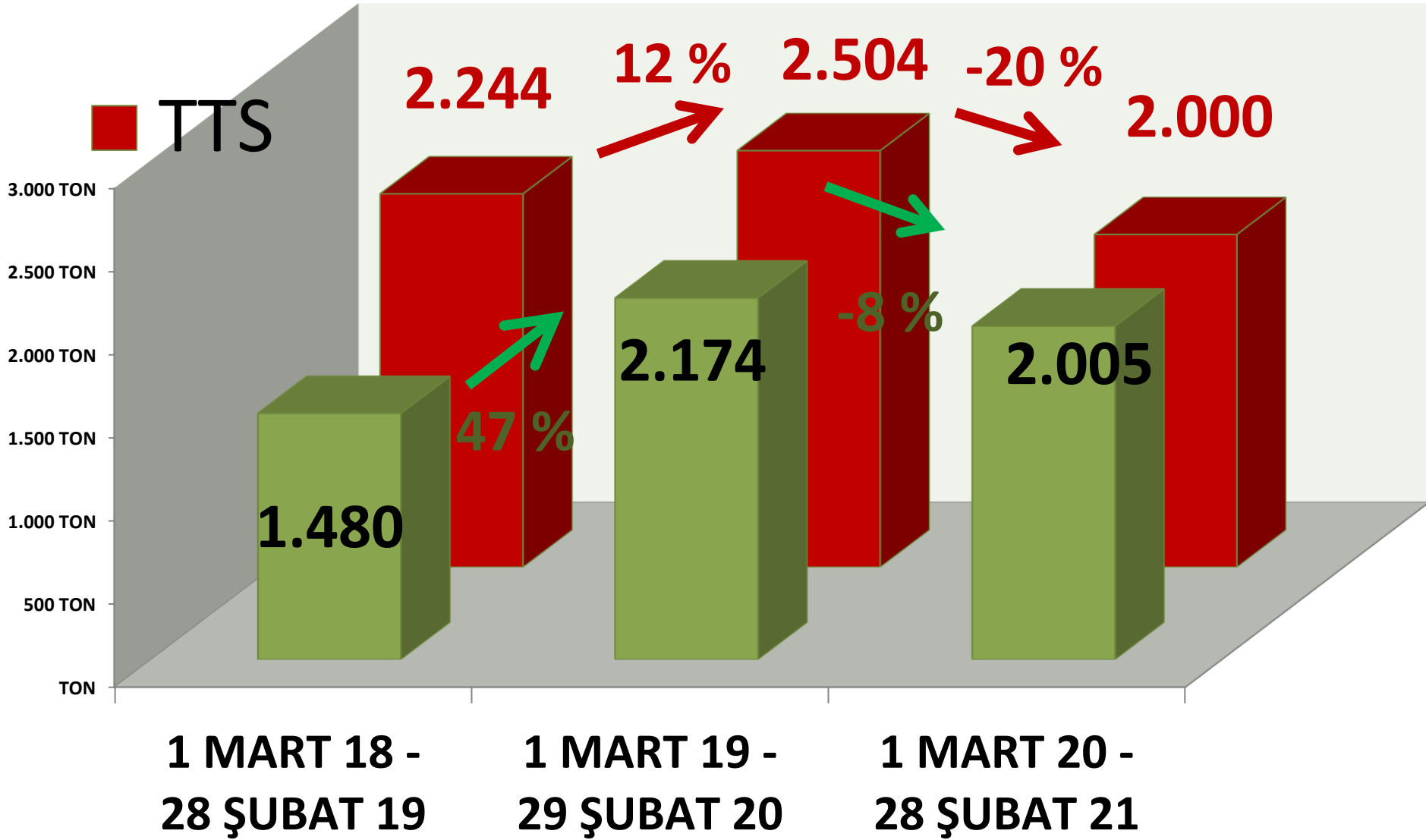




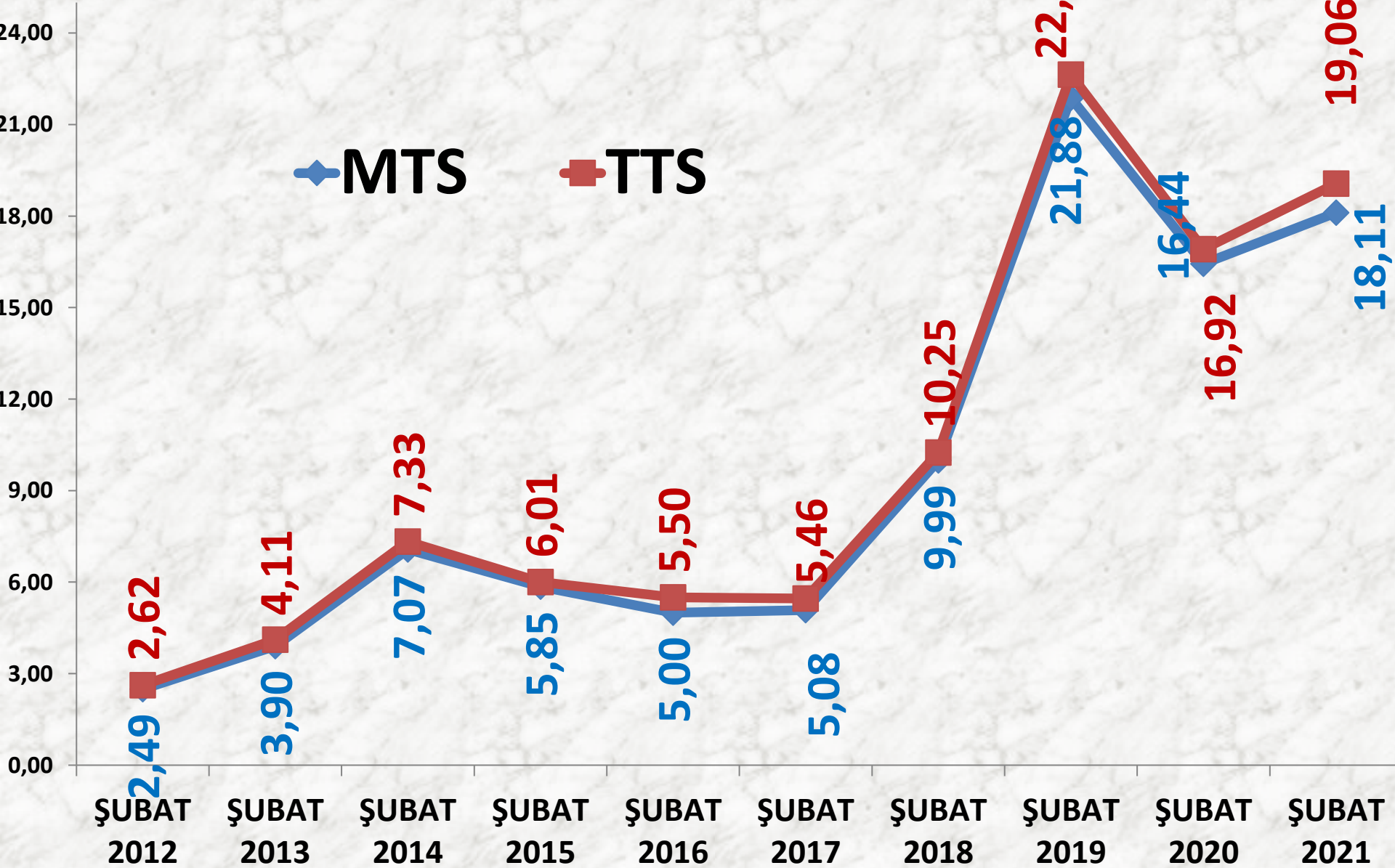
YILLIK TOPLAM M. HAŞHAŞ İŞLEM MİKTARI (TON)

■ MTS

■ TTS



ŞUBAT AYLARI M. HAŞHAŞ FİYAT TRENDİ (TL)



KÜTLÜ PAMUK

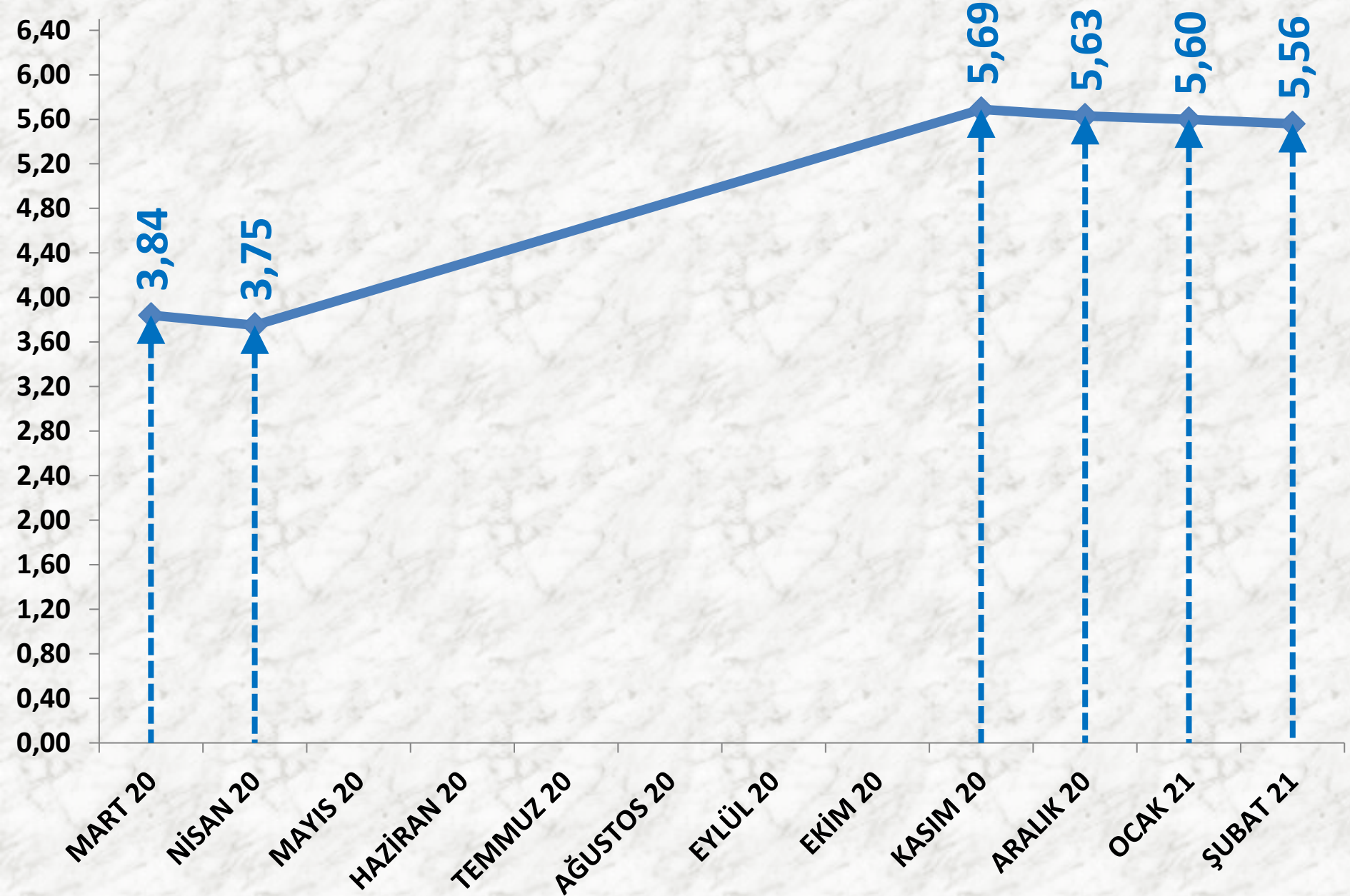
İŞLEM MİKTARI (TON)	2019 ŞUBAT	2020 ŞUBAT		2021 ŞUBAT	
MTS	3161 TON	41%	4456 TON	-45%	2459 TON

EN AZ FİYAT	2019 ŞUBAT	2020 ŞUBAT		2021 ŞUBAT	
MTS	3,16 TL	21%	3,82 TL	31%	5,00 TL

EN ÇOK FİYAT	2019 ŞUBAT	2020 ŞUBAT		2021 ŞUBAT	
MTS	3,70 TL	24%	4,60 TL	30%	6,00 TL

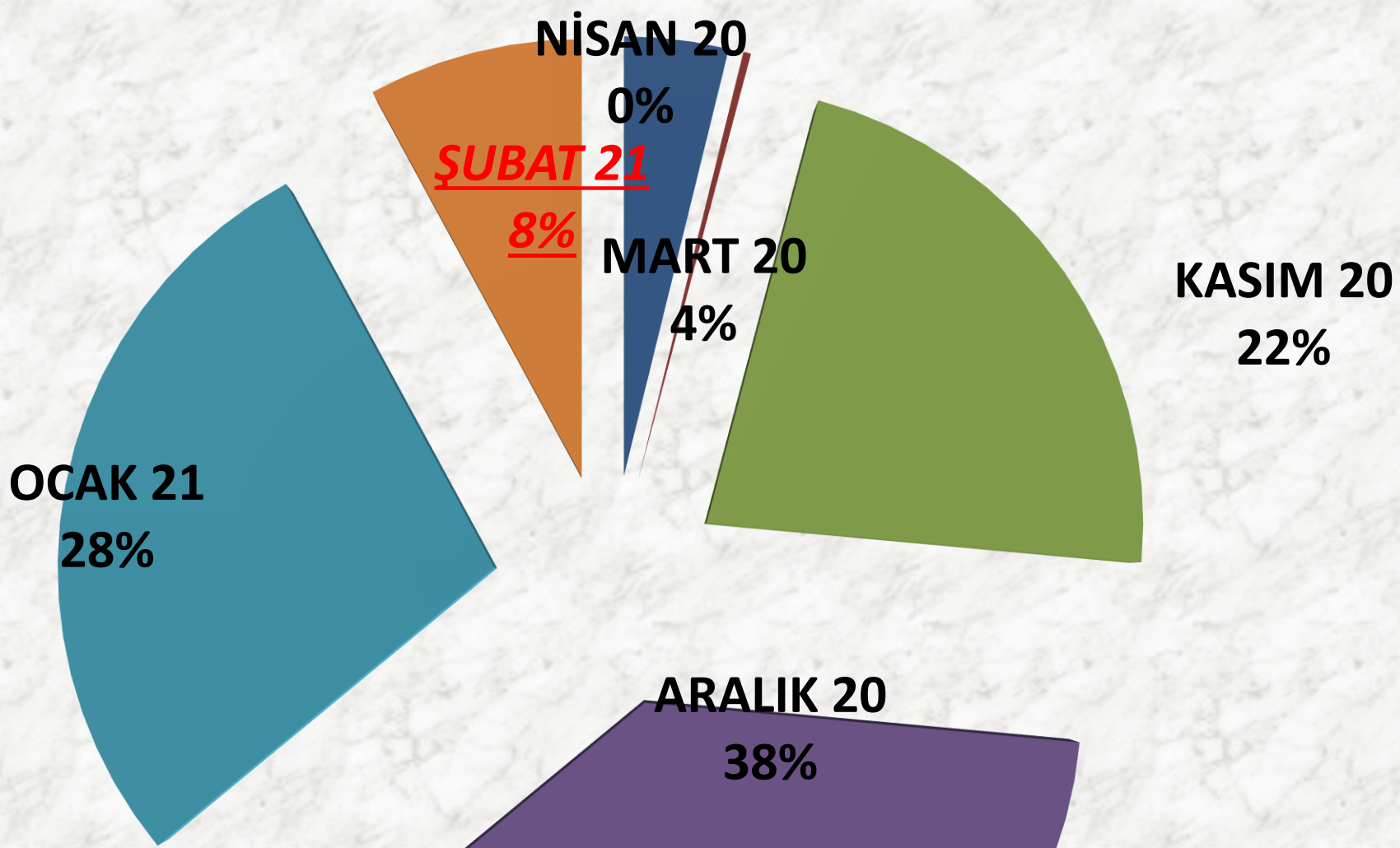
ORTALAMA FİYAT	2019 ŞUBAT	2020 ŞUBAT		2021 ŞUBAT	
MTS	3,55 TL	13%	4,02 TL	38%	5,56 TL

AYLIK KÜTLÜ PAMUK FİYAT TRENDİ (TL)



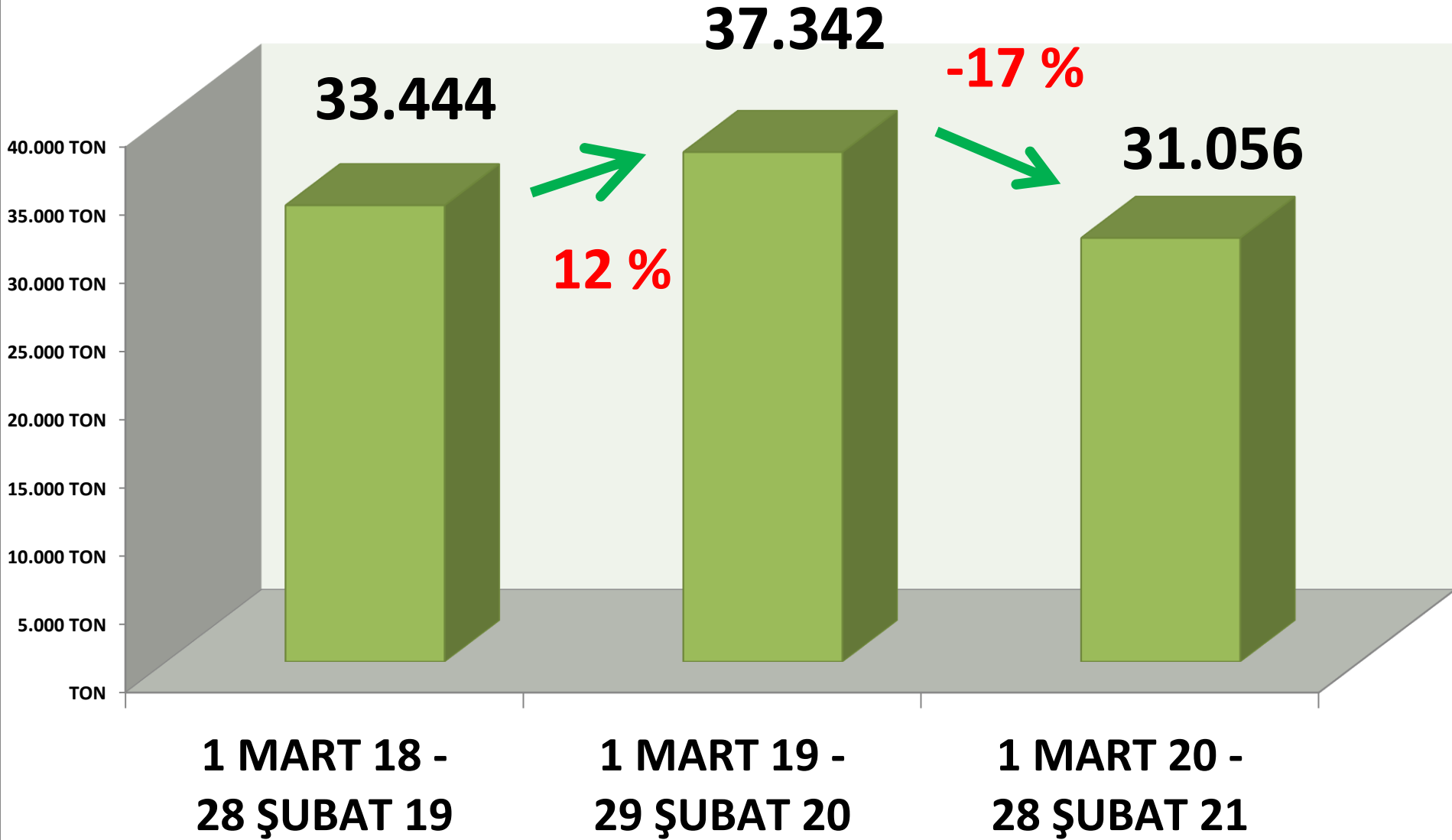
AYLIK KÜTLÜ PAMUK İŞLEM MİKTARI (TON)



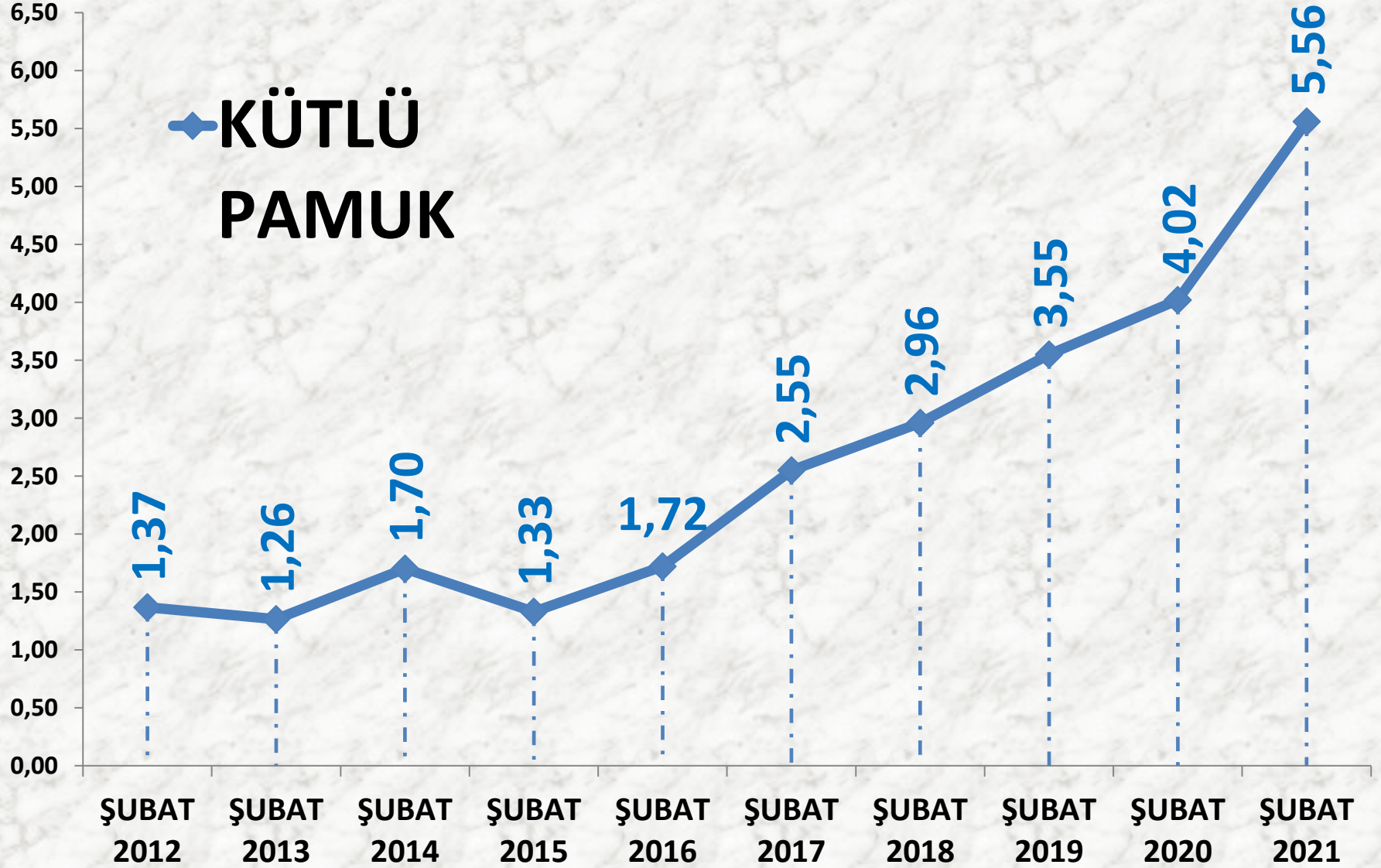


**AYLIK KÜTLÜ PAMUK MTS İŞLEM MİKTARI
ORANLARI**

YILLIK TOPLAM KÜTLÜ PAMUK İŞLEM MİKTARI (TON)



ŞUBAT AYLARI K.PAMUK FİYAT TRENDİ (TL)



MAHLIÇ PAMUK

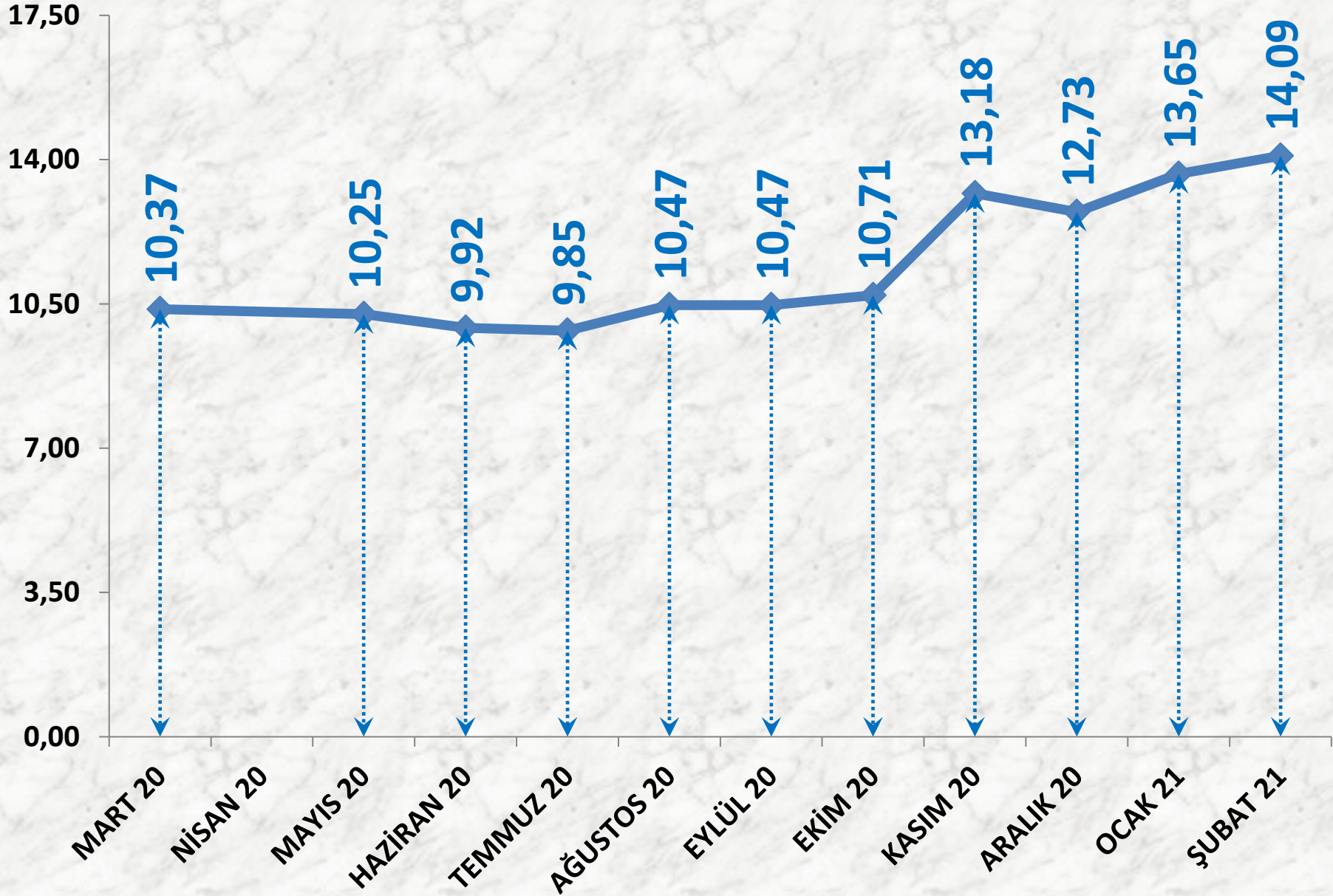
İŞLEM MİKTARI (TON)	2019 ŞUBAT	2020 ŞUBAT		2021 ŞUBAT	
TTS	1.273 TON	-21%	1.006 TON	49%	1.497 TON

EN AZ FİYAT	2019 ŞUBAT	2020 ŞUBAT		2021 ŞUBAT	
TTS	8,90 TL	15%	10,20 TL	27%	13,00 TL

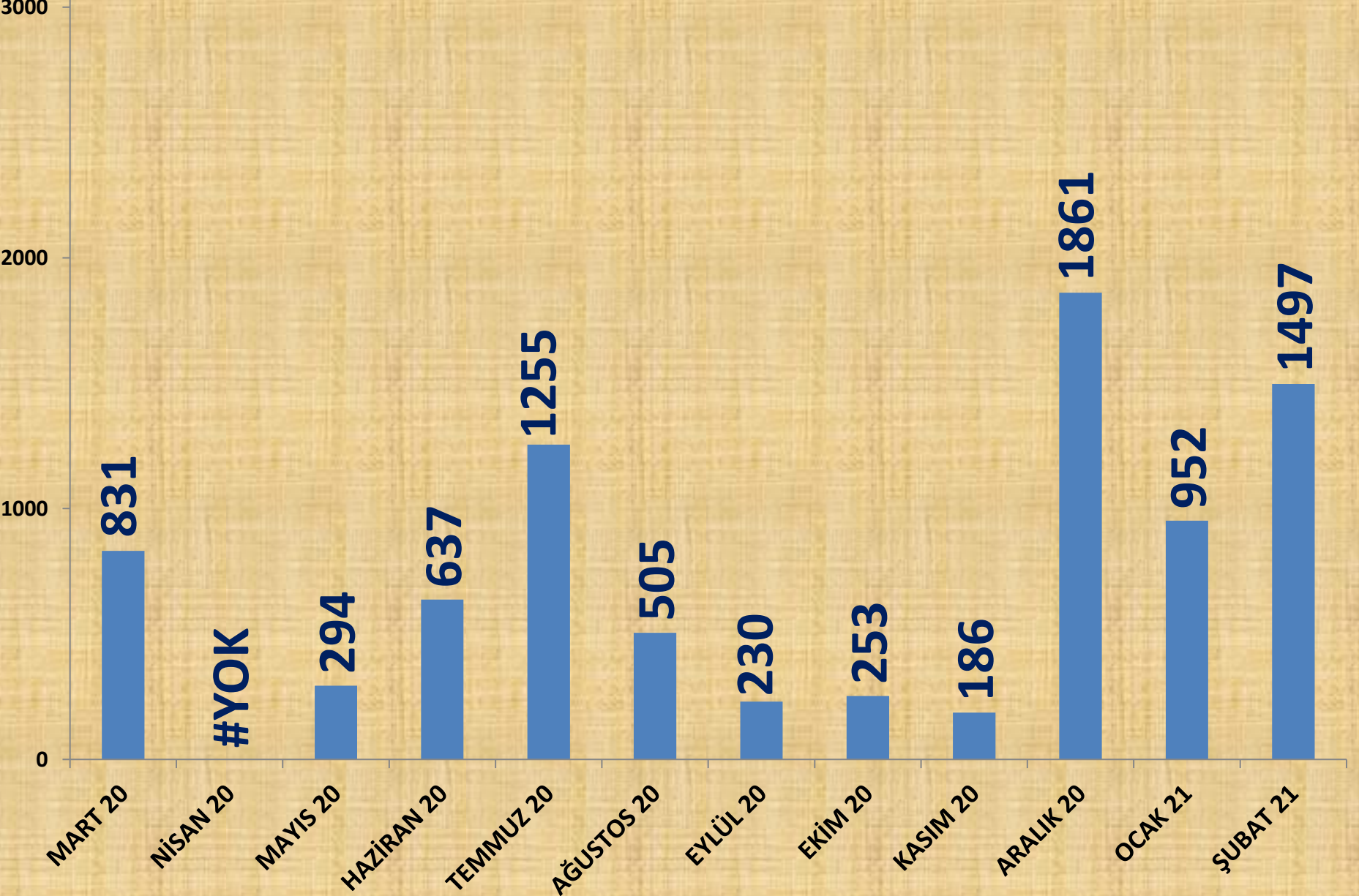
EN ÇOK FİYAT	2019 ŞUBAT	2020 ŞUBAT		2021 ŞUBAT	
TTS	9,80 TL	8%	10,60 TL	42%	15,00 TL

ORTALAMA FİYAT	2019 ŞUBAT	2020 ŞUBAT		2021 ŞUBAT	
TTS	9,28 TL	12%	10,35 TL	36%	14,09 TL

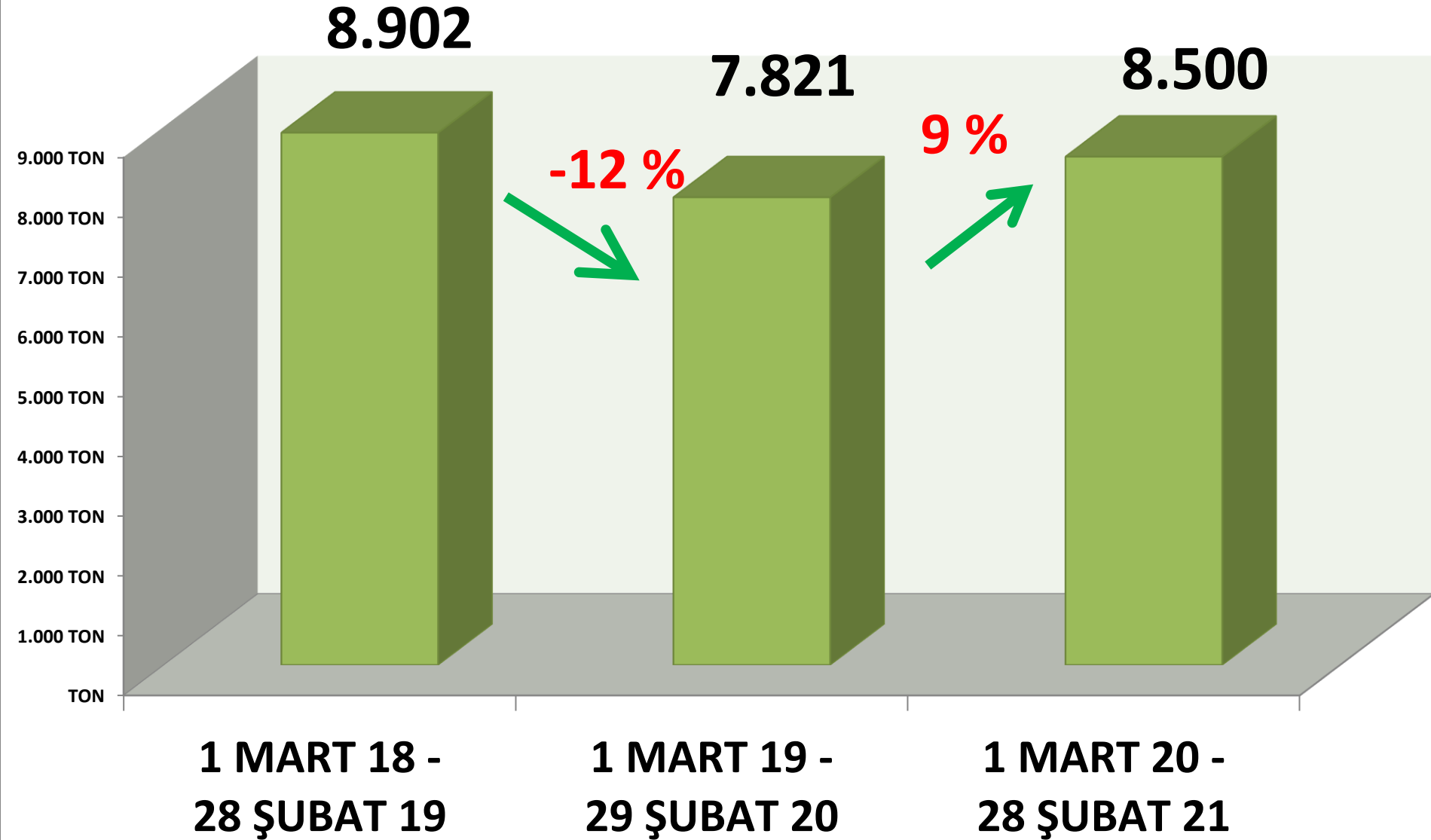
AYLIK MAHLIÇ PAMUK FİYAT TRENDİ (TL)



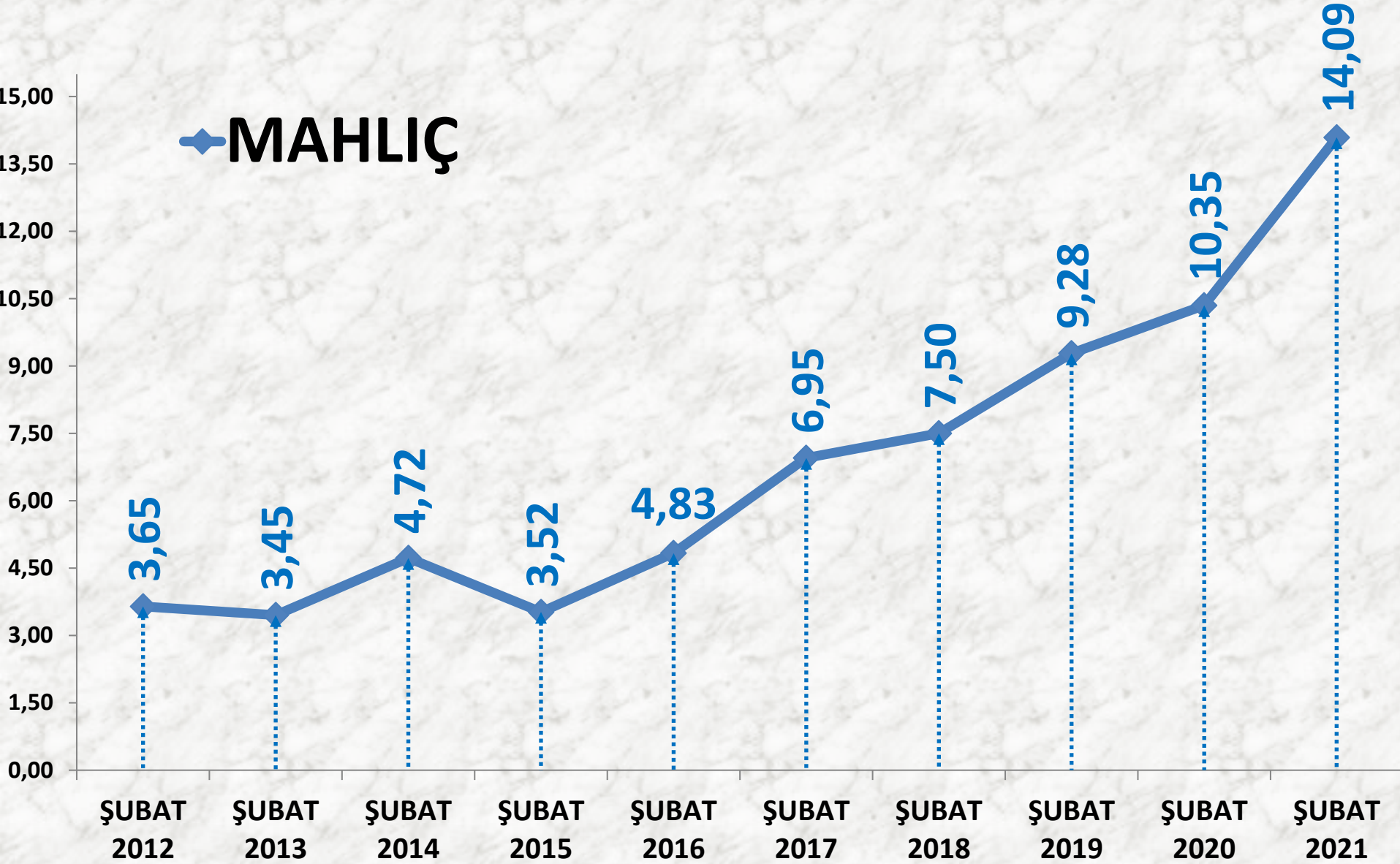
AYLIK MAHLIÇ PAMUK İŞLEM MİKTARI (TON)



YILLIK TOPLAM MAHLIÇ PAMUK İŞLEM MİKTARI (TON)



ŞUBAT AYLARI MAHLIÇ PAMUK FİYAT ORT. (TL)



KEKİK

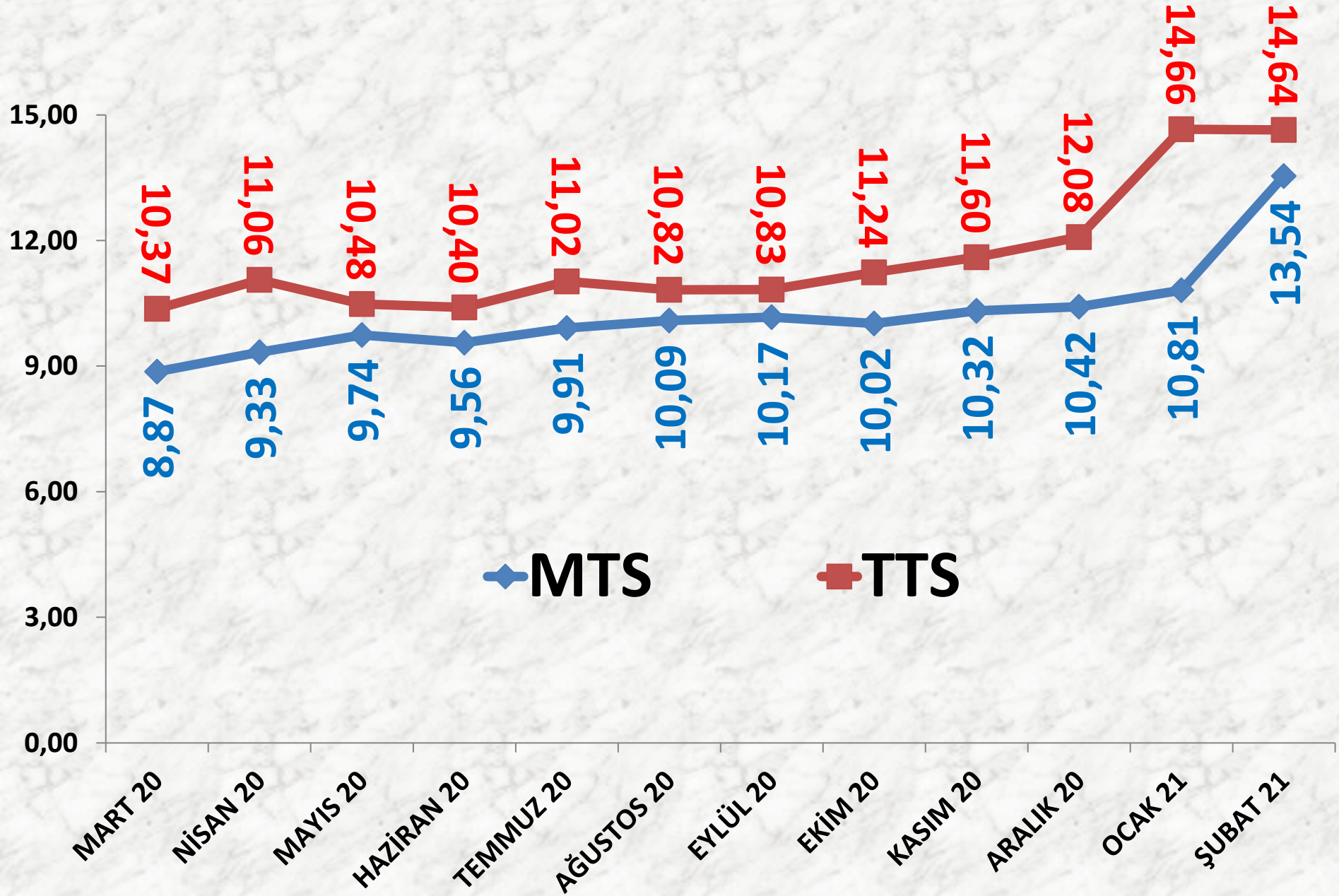
İŞLEM HACMI (TON)	2019 ŞUBAT	2020 ŞUBAT		2021 ŞUBAT	
MTS	958 TON	-25%	714 TON	-69%	225 TON
TTS	883 TON	-42%	508 TON	-67%	167 TON

EN AZ FİYAT	2019 ŞUBAT	2020 ŞUBAT		2021 ŞUBAT	
MTS	7,50 TL	-8%	6,90 TL	26%	8,70 TL
TTS	4,65 TL	68%	7,80 TL	19%	9,25 TL

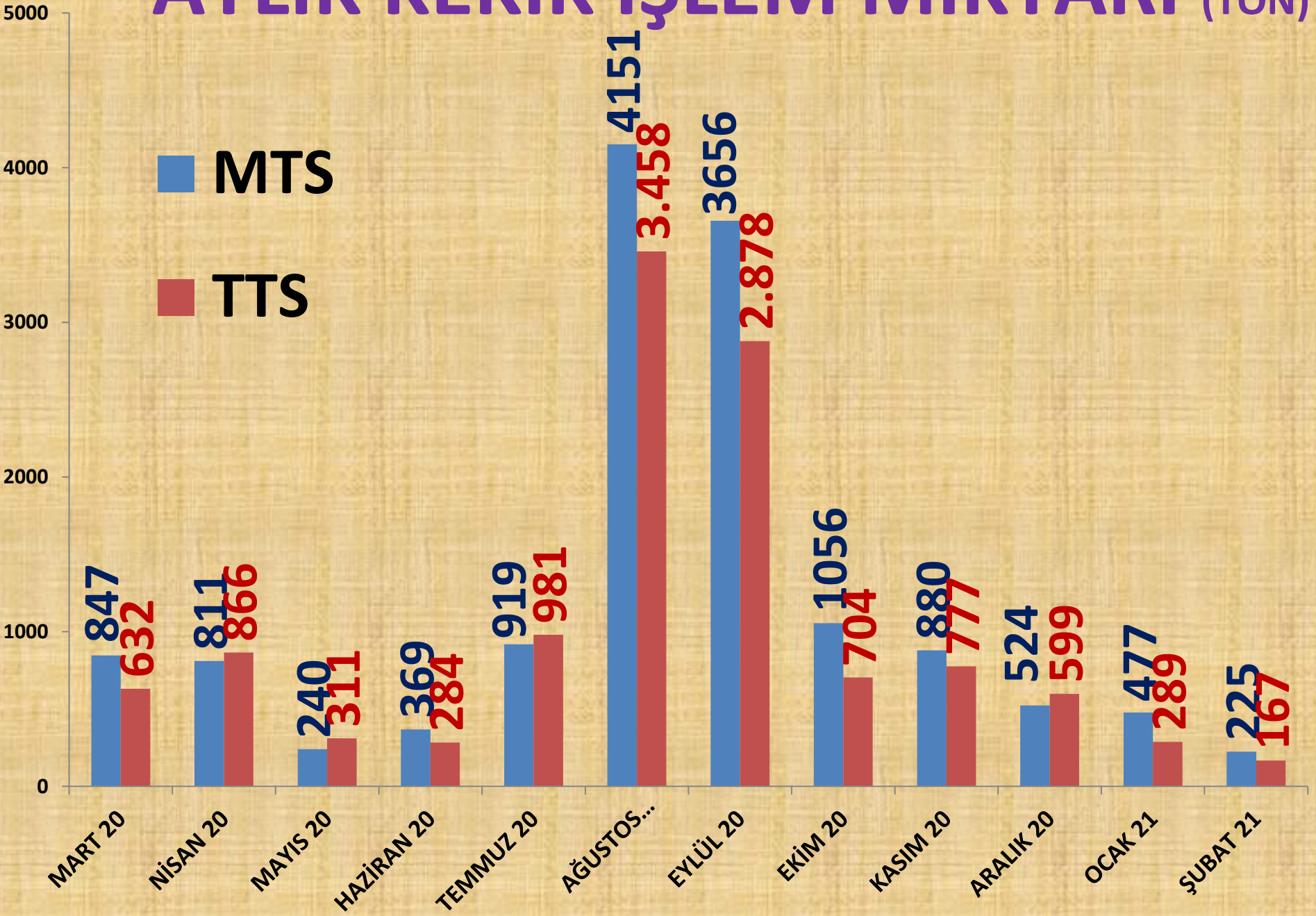
EN ÇOK FİYAT	2019 ŞUBAT	2020 ŞUBAT		2021 ŞUBAT	
MTS	9,30 TL	-2%	9,15 TL	72%	15,70 TL
TTS	20,00 TL	-9%	18,30 TL	35%	24,75 TL

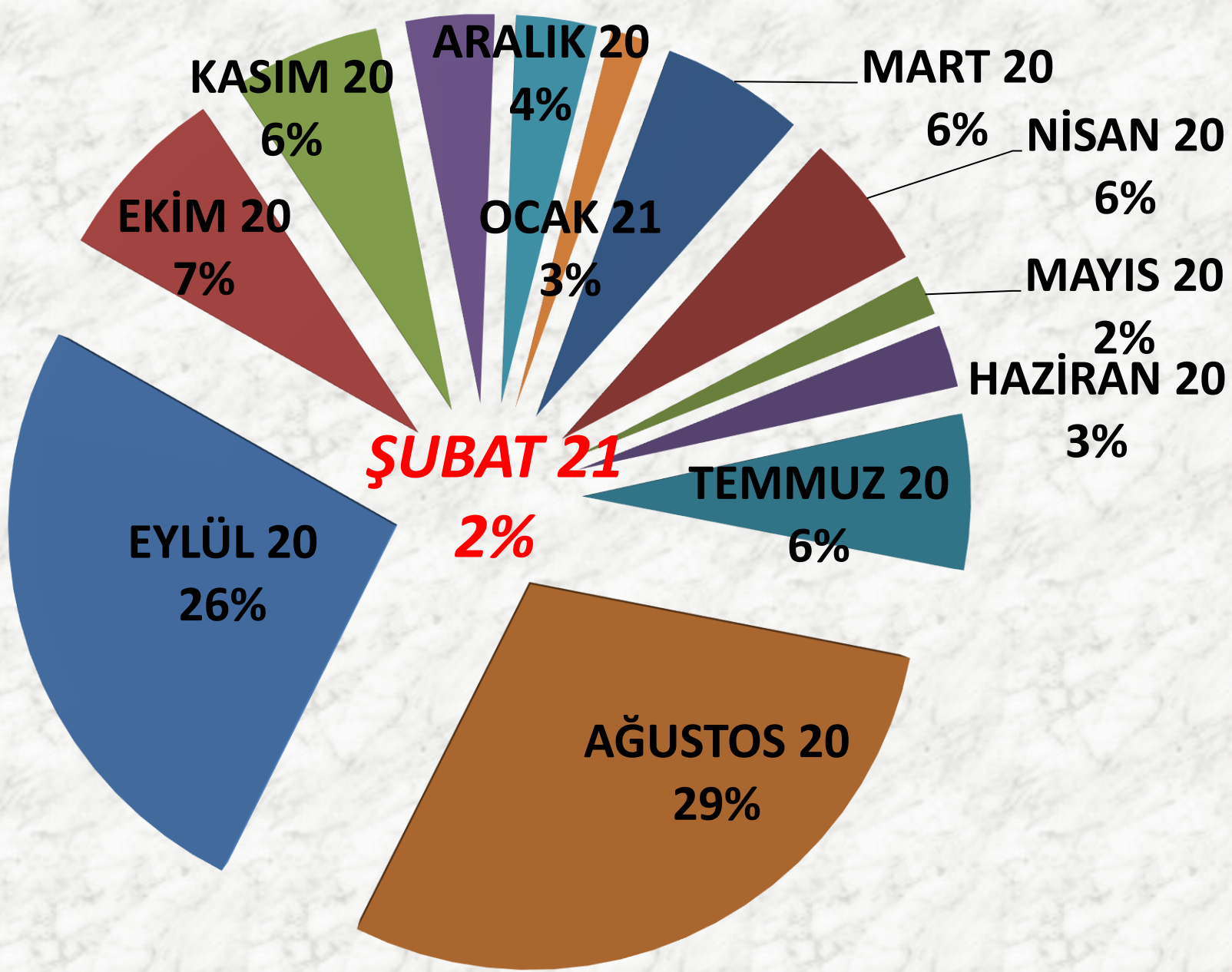
ORT. FİYAT	2019 ŞUBAT	2020 ŞUBAT		2021 ŞUBAT	
MTS	8,09 TL	8%	8,75 TL	55%	13,54 TL
TTS	8,85 TL	2%	9,02 TL	62%	14,64 TL

AYLIK KEKİK FİYAT TRENDİ (TL)



AYLIK KEKİK İŞLEM MİKTARI (TON)



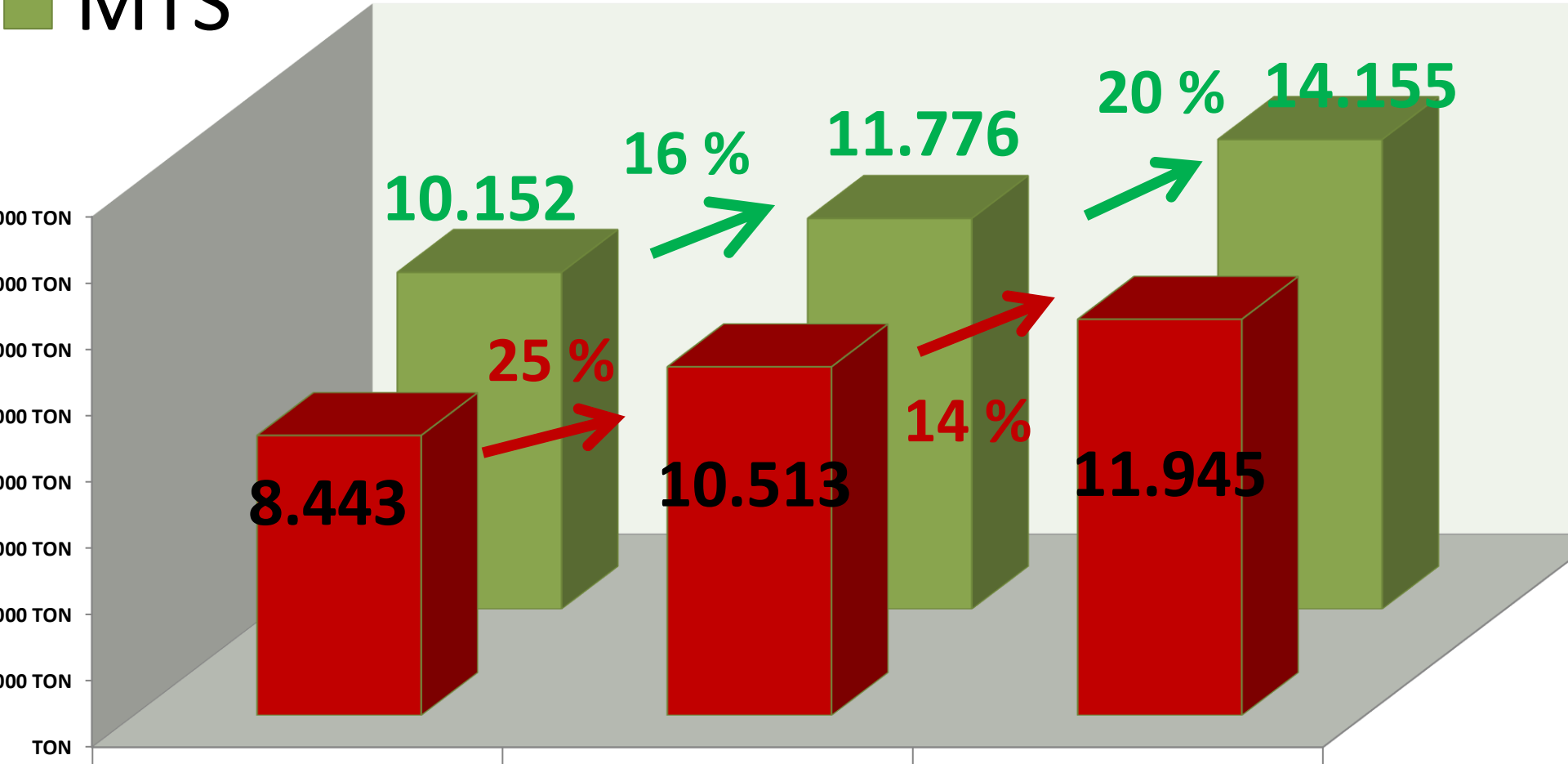


AYLIK KEKİK MTS İŞLEM MİKTARI ORANLARI

■ TTS

YILLIK TOPLAM KEKİK İŞLEM MİKTARI_(TON)

■ MTS



**1 MART 18 -
28 ŞUBAT 19**

**1 MART 19 -
29 ŞUBAT 20**

**1 MART 20 -
28 ŞUBAT 21**

ANASON

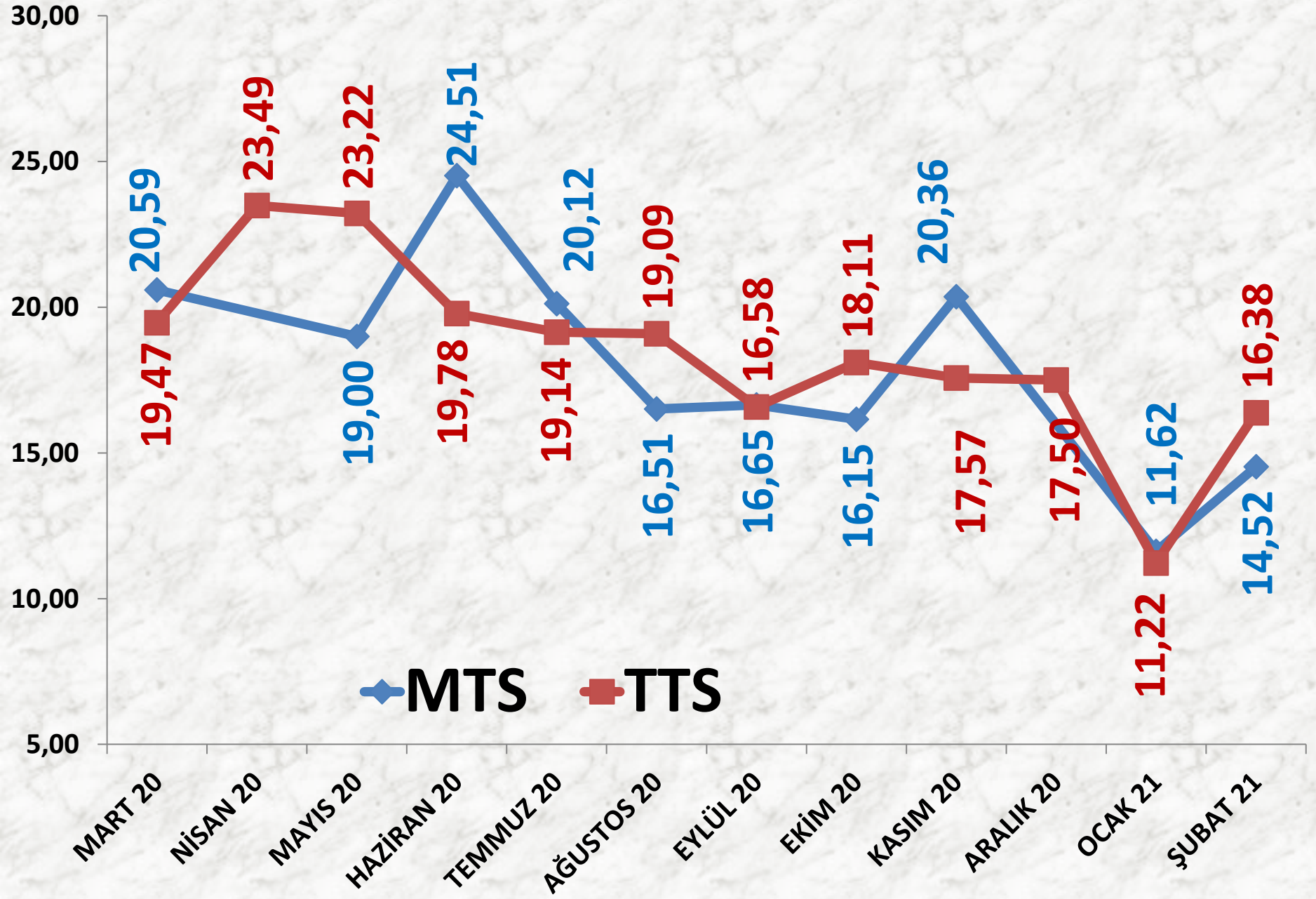
İŞLEM MİKTARI (TON)	2019 ŞUBAT	2020 ŞUBAT		2021 ŞUBAT	
MTS	3 TON	1181%	43 TON	112%	90 TON
TTS	76 TON	5%	80 TON	160%	208 TON

EN AZ FİYAT	2019 ŞUBAT	2020 ŞUBAT		2021 ŞUBAT	
MTS	21,00 TL	-22%	16,43 TL	-12%	14,40 TL
TTS	20,00 TL	-5%	19,00 TL	-41%	11,22 TL

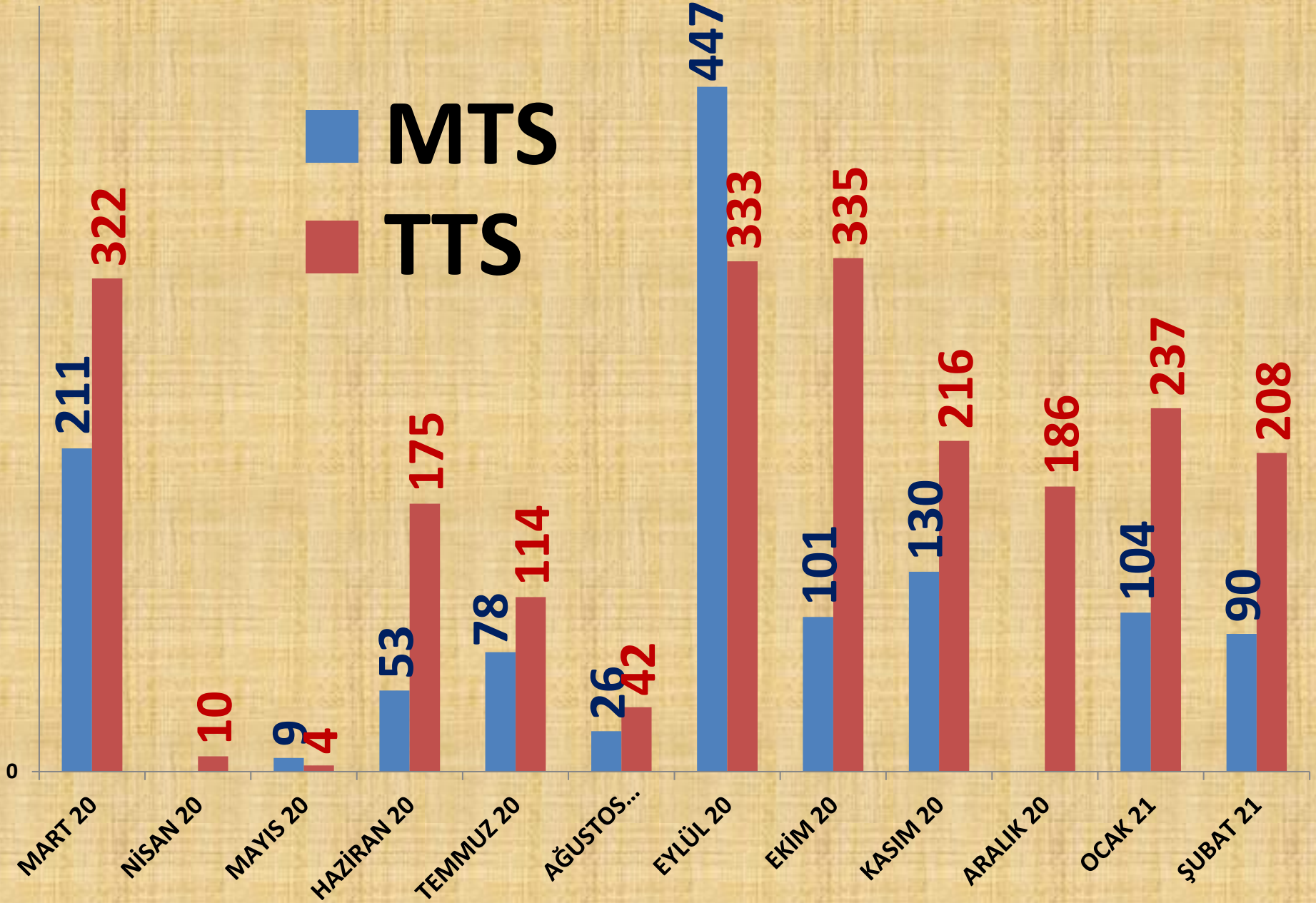
EN ÇOK FİYAT	2019 ŞUBAT	2020 ŞUBAT		2021 ŞUBAT	
MTS	23,50 TL	-11%	21,00 TL	-19%	17,00 TL
TTS	28,50 TL	-18%	23,44 TL	-12%	20,52 TL

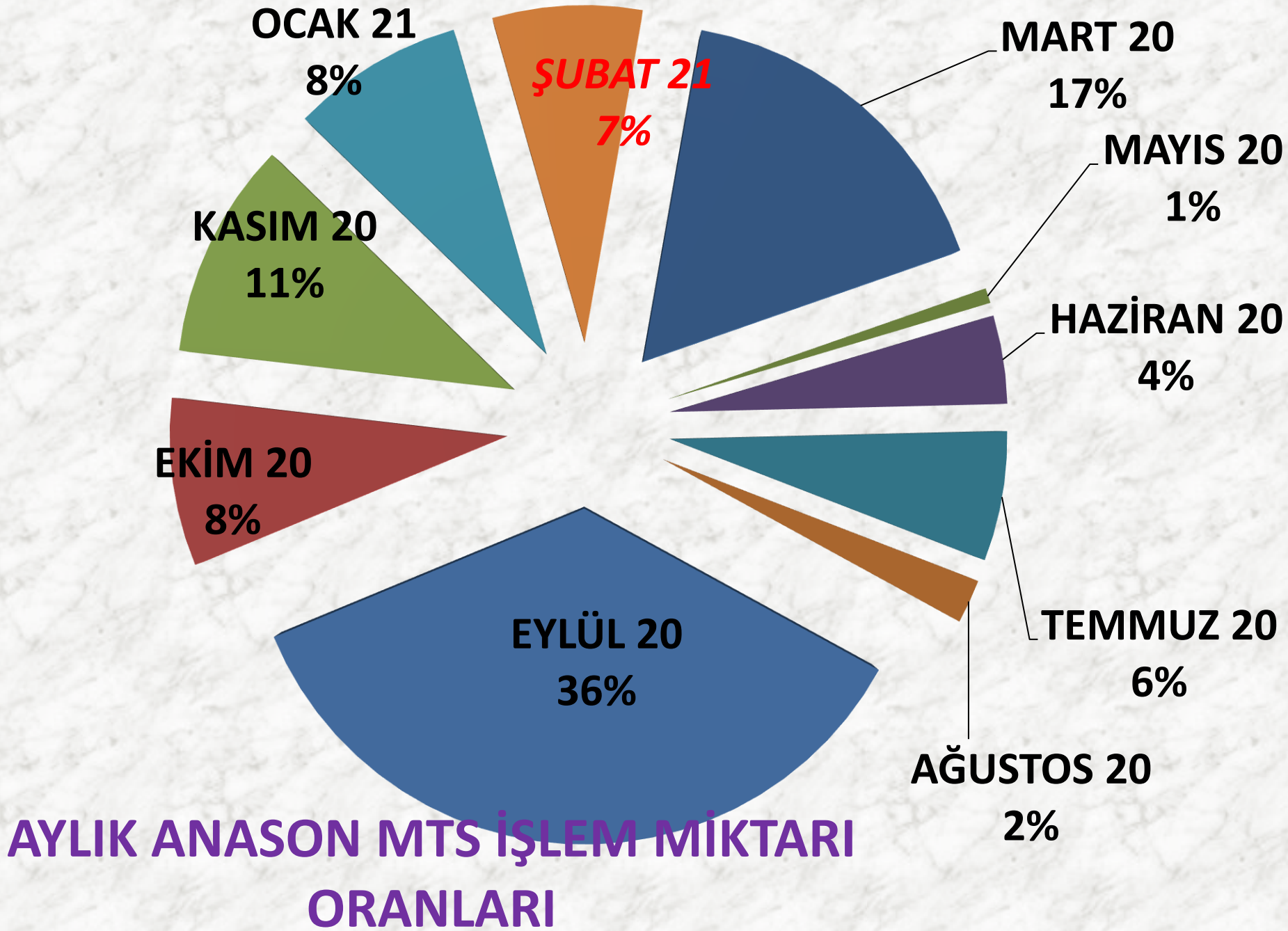
ORT. FİYAT	2019 ŞUBAT	2020 ŞUBAT		2021 ŞUBAT	
MTS	23,14 TL	-14%	19,91 TL	-27%	14,52 TL
TTS	20,77 TL	-3%	20,15 TL	-19%	16,38 TL

AYLIK ANASON FİYAT TRENDİ (TL)



AYLIK ANASON İŞLEM MİKTARI (T)

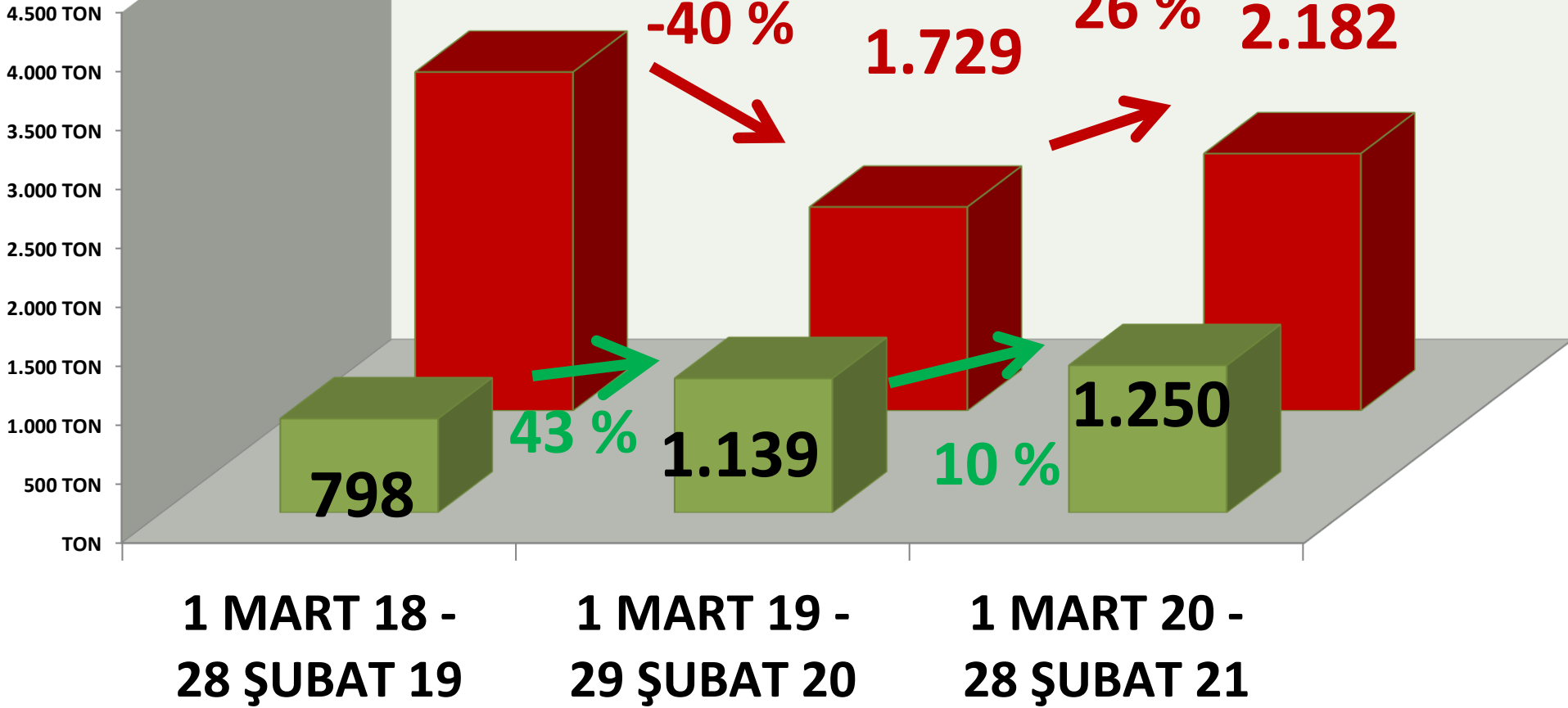




YILLIK TOPLAM ANASON İŞLEM MİKTARI_(TON)

■ MTS

■ TTS



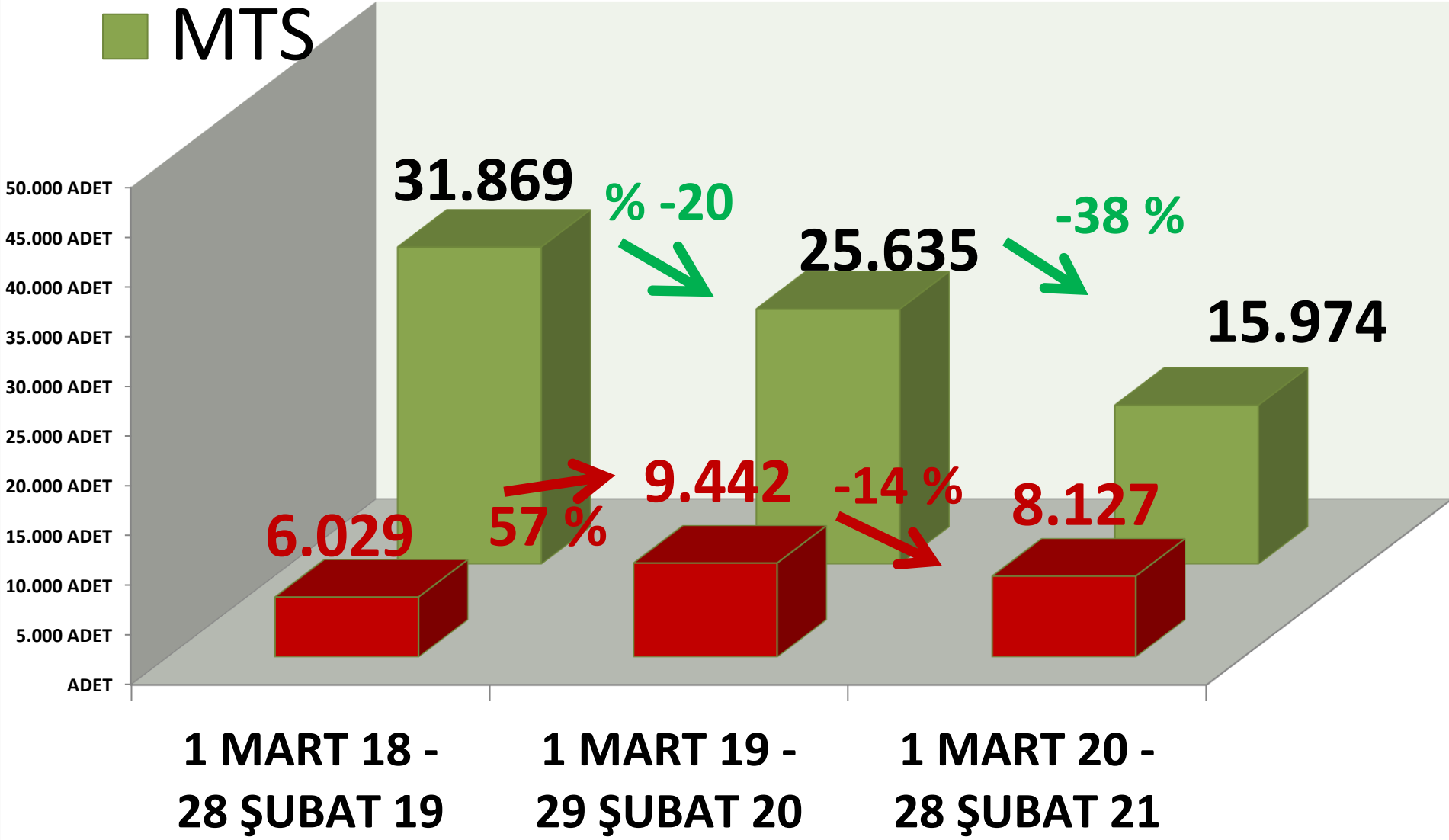
KASAPLIK CANLI HAYVAN

BÜYÜKBAŞ (ADET)	2019 ŞUBAT	2020 ŞUBAT		2021 ŞUBAT	
MTS	3872 ADET	-65%	1353 ADET	-16%	1140 ADET
TTS	189 ADET	78%	337 ADET	86%	626 ADET

KÜÇÜKBAŞ (ADET)	2019 ŞUBAT	2020 ŞUBAT		2021 ŞUBAT	
MTS	3153 ADET	-21%	2494 ADET	3%	2557 ADET
TTS	895 ADET	30%	1162 ADET	-52%	556 ADET

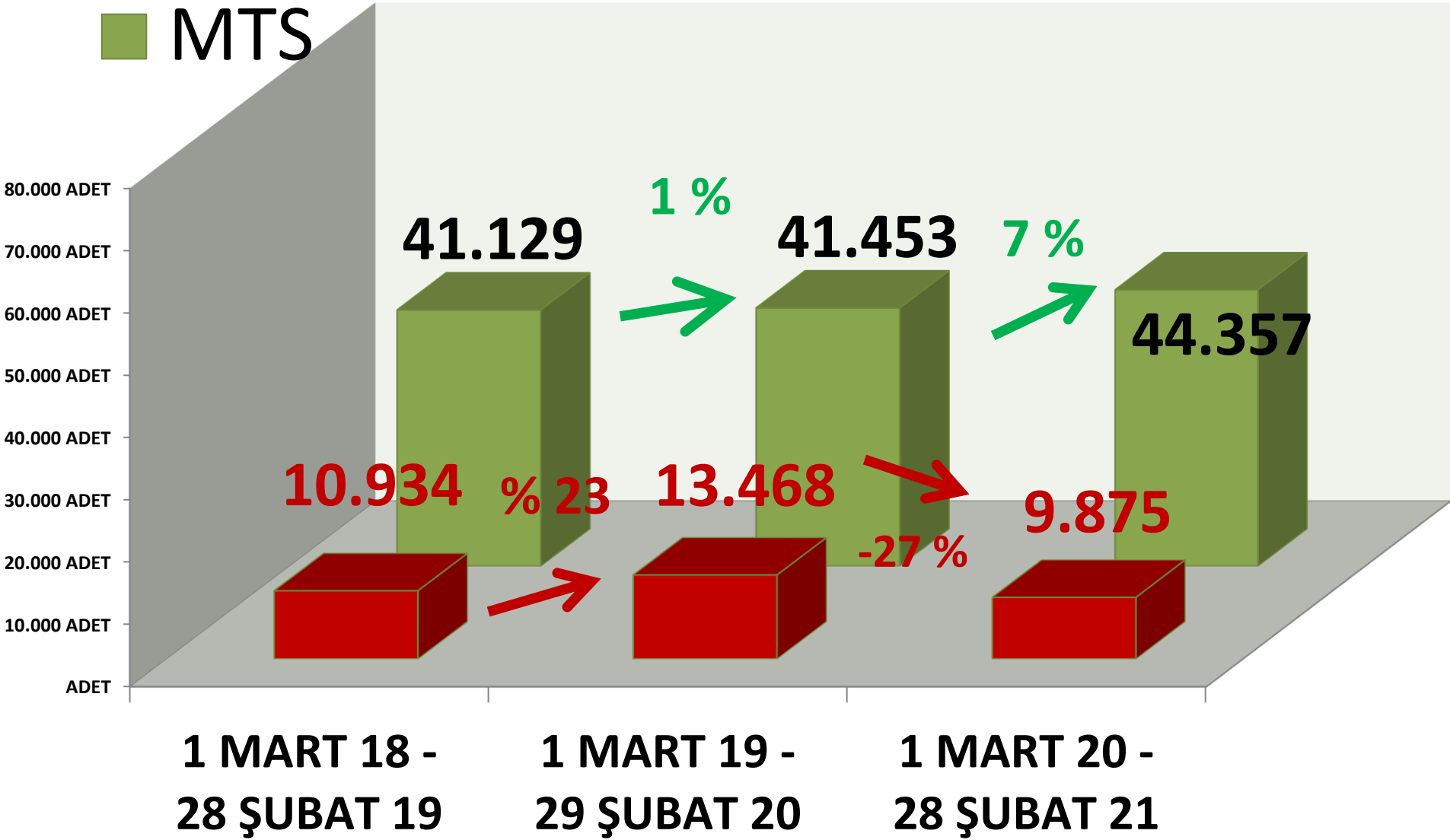
TTS YILLIK TOPLAM BÜYÜKBAŞ İŞLEM (ADET)

■ TTS
■ MTS



TTS YILLIK TOPLAM KÜÇÜKBAŞ İŞLEM_(ADET)

■ MTS





DINLEDİĞİNİZ İÇİN
TEŞEKKÜR EDERİM

RECEP MENGİ

