

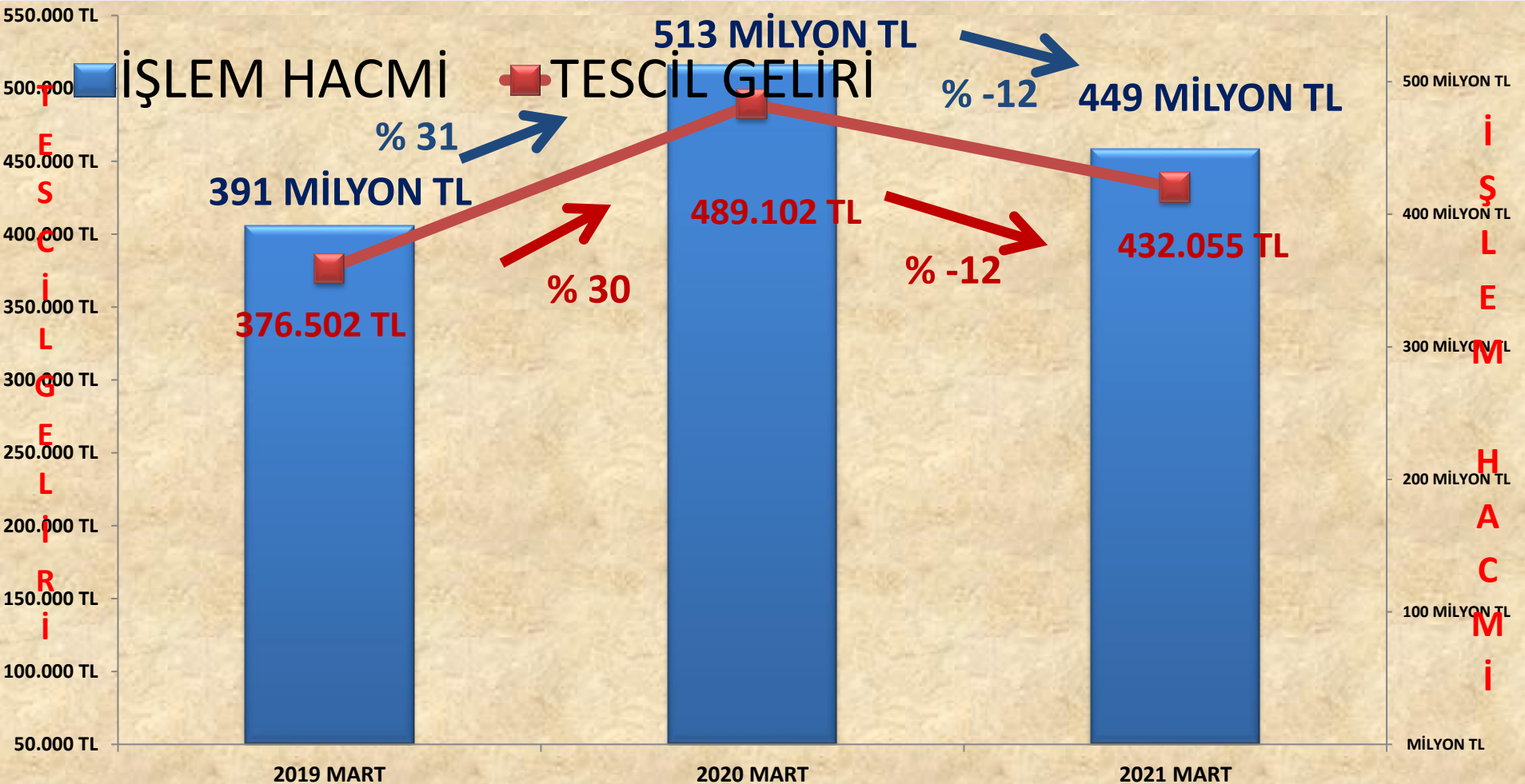


MART 2021 TESCİL SUNUMU



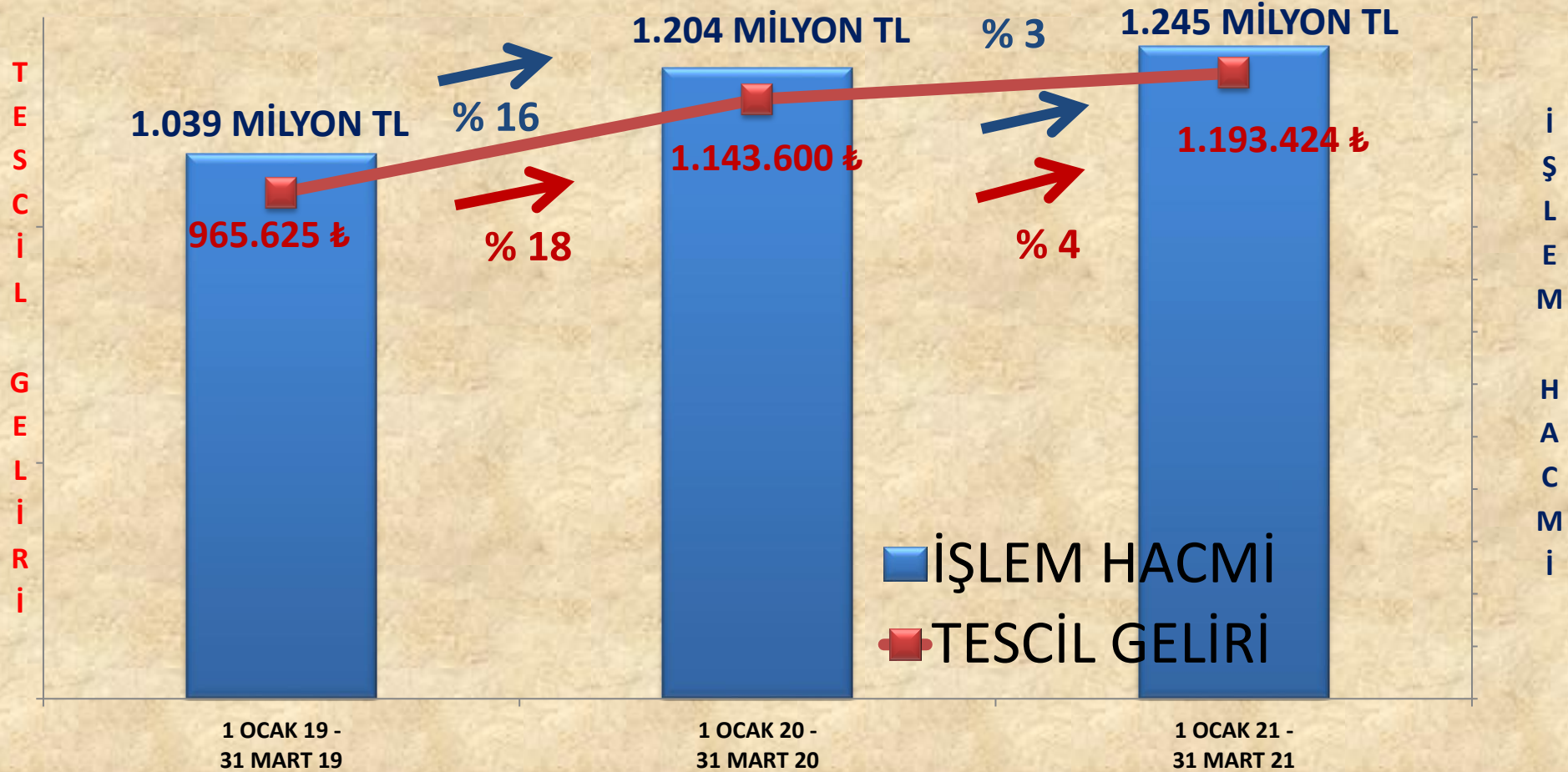
İŞLEM HACMİ VE TESCİL GELİRİ VERİLERİ

	2019 MART		2020 MART		2021 MART
İŞLEM HACMİ	391 MİLYON TL	31%	513 MİLYON TL	-12%	449 MİLYON TL
TESCİL GELİRİ	376.502 TL	30%	489.102 TL	-12%	432.055 TL



İŞLEM HACMİ VE TESCİL GELİRİ VERİLERİ

	1 OCAK 19 - 31 MART 19		1 OCAK 20 - 31 MART 20		1 OCAK 21 - 31 MART 21
İŞLEM HACMİ	1.039 MİLYON TL	16%	1.204 MİLYON TL	3%	1.245 MİLYON TL
TESCİL GELİRİ	965.625 TL	18%	1.143.600 TL	4%	1.193.424 TL



2020 MART

ÜRÜN GRUBU	Miktar(kg./lt/adet)	Tutar(TL)
BAKLİYAT VE MAMÜLLERİ	1.149.955	5.431.366
BITKİSEL YAĞLAR	0	0
KOTASYON DIŞI ÜRÜNLER	169.525.325	388.889.766
HAM DERİLER VE BAĞIRSAKLAR	14.054	77.782
HAYVANSAL YAĞLAR	530	12.330
HUBUBAT .	9.141.161	11.906.546
HUBUBAT MAMÜLLERİ	145.010	182.150
KASAPLIK CANLI HAYVANLAR	6.093	21.569.613
KURU MEYVELER	2.812.295	29.381.460
KÜSPELER	87.780	81.680
ORMAN MAHSÜLLERİ	279.201	758.410
TEKSTİL HAMMADDELERİ	2.022.181	13.197.286
YAĞLI TOHUMLAR	3.734.990	41.045.136
TOPLAM	188.918.575	512.533.524

	2021 MART	
ÜRÜN GRUBU	Miktar(kg./lt/adet)	Tutar(TL)
BAKLİYAT VE MAMÜLLERİ	649.757	4.258.477
BİTKİSEL YAĞLAR	1.220	19.520
KOTASYON DIŞI ÜRÜNLER	273.040.123	299.497.087
HAM DERİLER VE BAĞIRSAKLAR	19.392	70.724
HAYVANSAL YAĞLAR	452	19.091
HUBUBAT .	8.626.769	16.753.761
HUBUBAT MAMÜLLERİ	581.215	1.147.851
KASAPLIK CANLI HAYVANLAR	5.107	16.558.814
KURU MEYVELER	3.451.306	34.550.772
KÜSPELER	44.580	62.391
ORMAN MAHSÜLLERİ	511.967	2.345.823
TEKSTİL HAMMADDELERİ	1.356.946	17.111.224
YAĞLI TOHUMLAR	4.341.915	56.959.641
TOPLAM	292.630.748	449.355.175

2020 -2021 MART DEĞİŞİM

ÜRÜN GRUBU	Miktar(kg./lt/adet)	Tutar(TL)
BAKLİYAT VE MAMÜLLERİ	-500.198	-1.172.890
BİTKİSEL YAĞLAR	1.220	19.520
KOTASYON DIŞI ÜRÜNLER	103.514.797	-89.392.679
HAM DERİLER VE BAĞIRSAKLAR	5.338	-7.058
HAYVANSAL YAĞLAR	-78	6.761
HUBUBAT .	-514.392	4.847.215
HUBUBAT MAMÜLLERİ	436.205	965.700
KASAPLIK CANLI HAYVANLAR	-986	-5.010.798
KURU MEYVELER	639.010	5.169.312
KÜSPELER	-43.200	-19.289
ORMAN MAHSÜLLERİ	232.766	1.587.413
TEKSTİL HAMMADDELERİ	-665.235	3.913.939
YAĞLI TOHUMLAR	606.924	15.914.505
TOPLAM	103.712.172	-63.178.349

	2020 – 2021 MART DEĞİŞİM ORANI	
ÜRÜN GRUBU	Miktar(kg./lt/adet)	Tutar(TL)
BAKLİYAT VE MAMÜLLERİ	-43%	-22%
BİTKİSEL YAĞLAR	-	-
KOTASYON DIŞI ÜRÜNLER	61%	-23%
HAM DERİLER VE BAĞIRSAKLAR	38%	-9%
HAYVANSAL YAĞLAR	-15%	55%
HUBUBAT .	-6%	41%
HUBUBAT MAMÜLLERİ	301%	530%
KASAPLIK CANLI HAYVANLAR	-16%	-23%
KURU MEYVELER	23%	18%
KÜSPELER	-49%	-24%
ORMAN MAHSÜLLERİ	83%	209%
TEKSTİL HAMMADDELERİ	-33%	30%
YAĞLI TOHUMLAR	16%	39%
TOPLAM	55%	-12%

ARPA

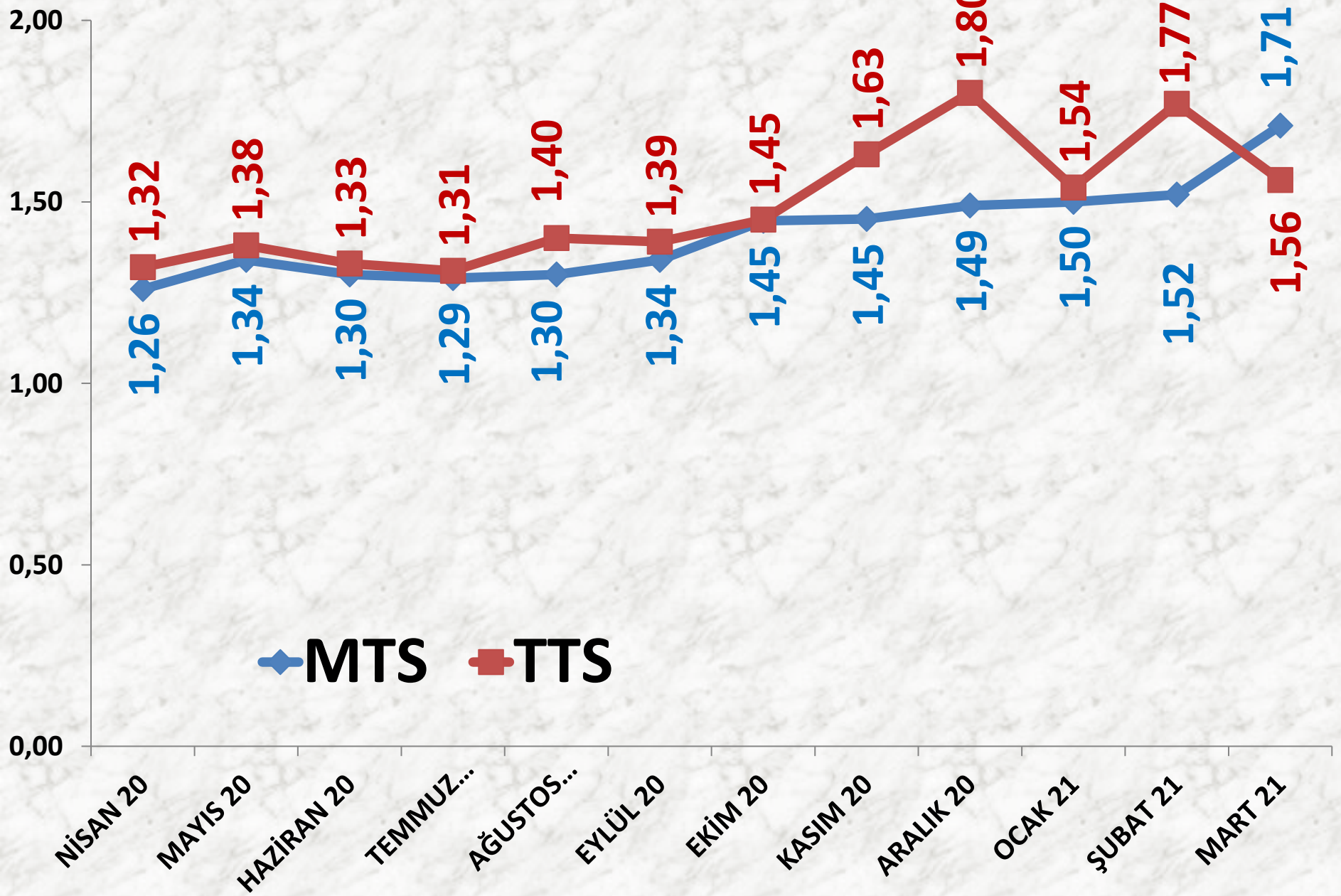
İŞLEM HACMİ (TON)	2019 MART	2020 MART		2021 MART	
MTS	112 TON	41%	158 TON	221%	508 TON
TTS	33 TON	-39%	20 TON	6406%	1.301 TON

EN AZ FİYAT	2019 MART	2020 MART		2021 MART	
MTS	0,80 TL	50%	1,20 TL	13%	1,35 TL
TTS	1,00 TL	35%	1,35 TL	-1%	1,33 TL

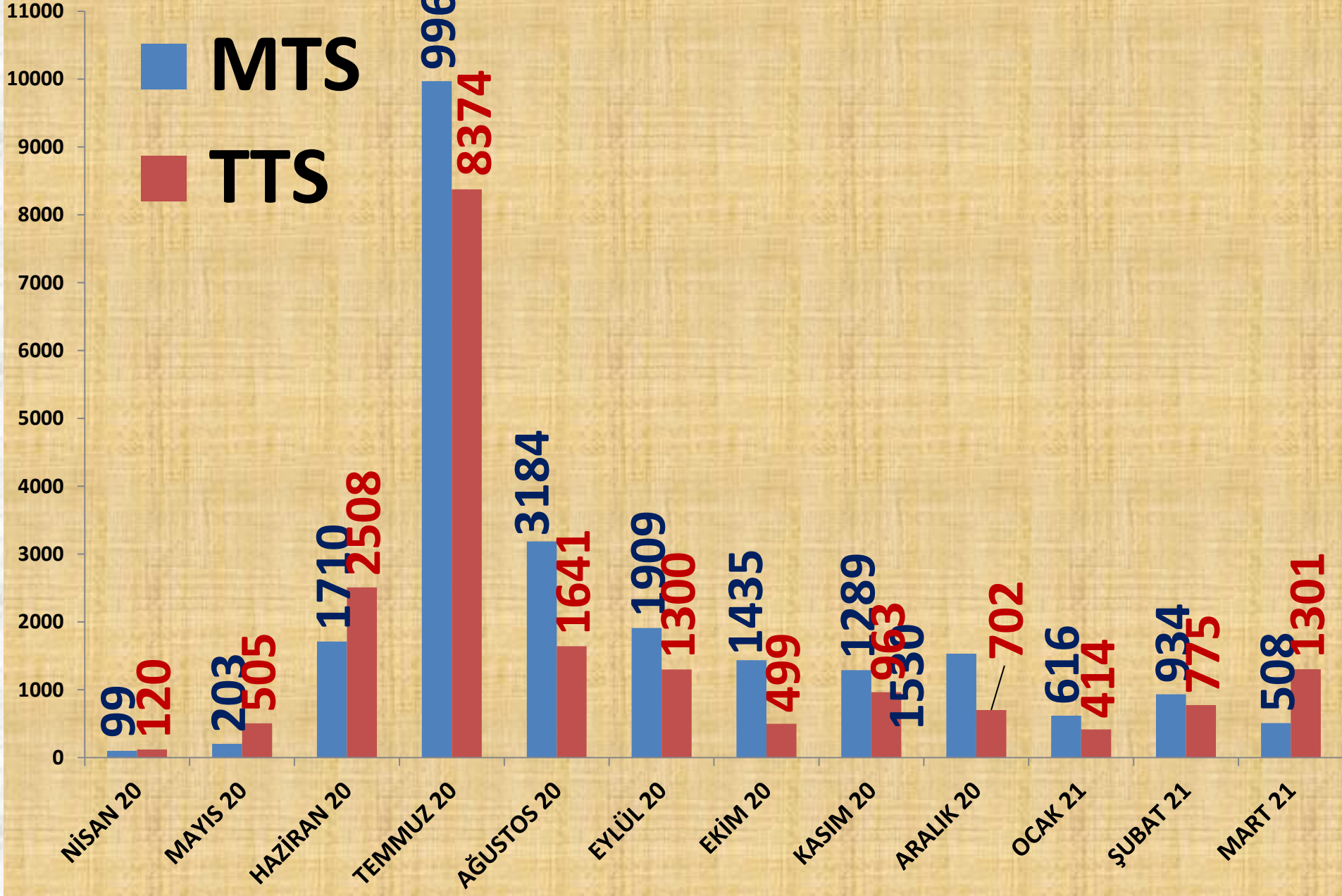
EN ÇOK FİYAT	2019 MART	2020 MART		2021 MART	
MTS	1,20 TL	10%	1,32 TL	43%	1,89 TL
TTS	1,15 TL	17%	1,35 TL	85%	2,50 TL

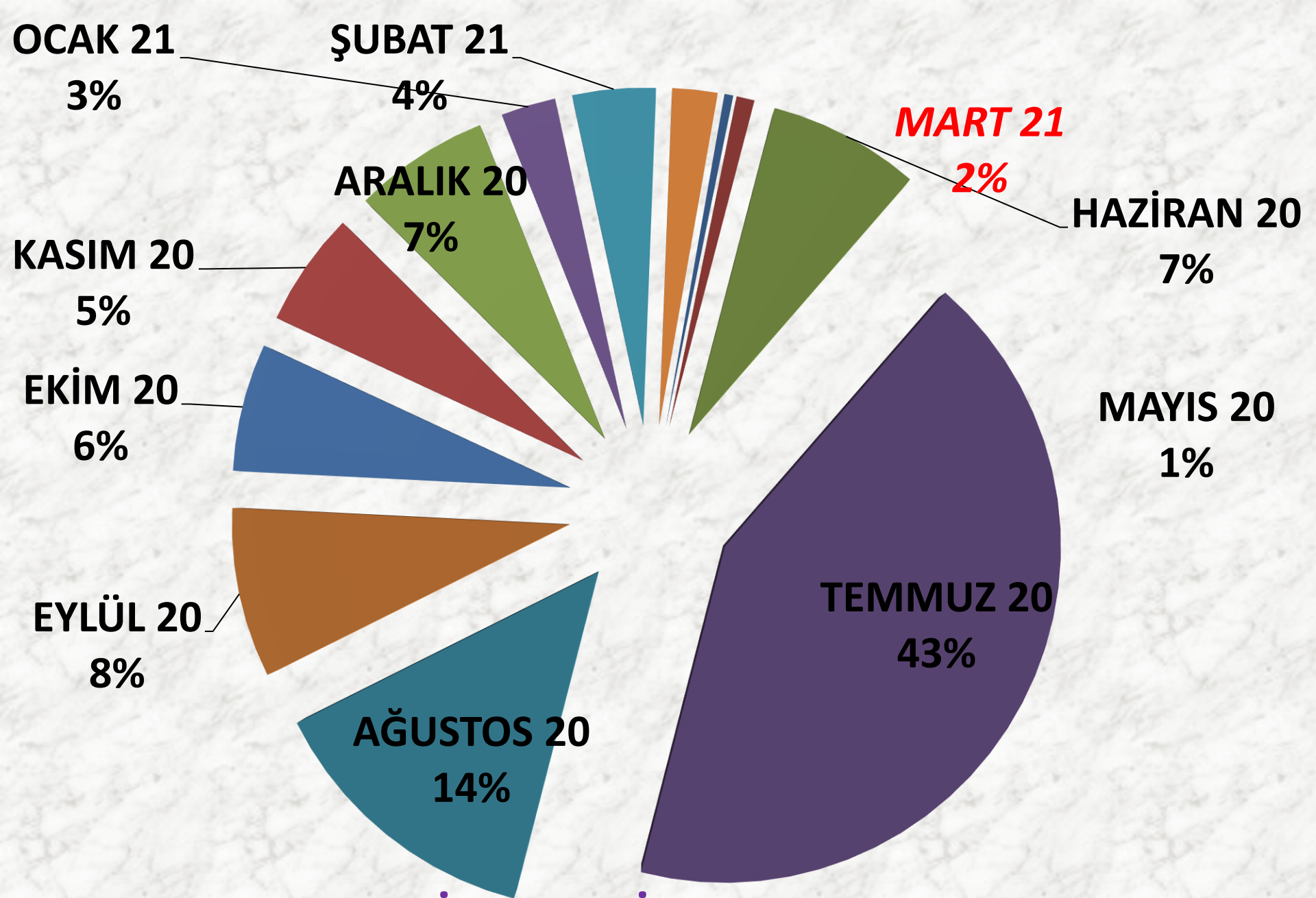
ORT. FİYAT	2019 MART	2020 MART		2021 MART	
MTS	0,98 TL	32%	1,29 TL	32%	1,71 TL
TTS	1,11 TL	22%	1,35 TL	15%	1,56 TL

AYLIK ARPA FİYAT TRENDİ (TL)



AYLIK ARPA İŞLEM MİKTARI (TON)



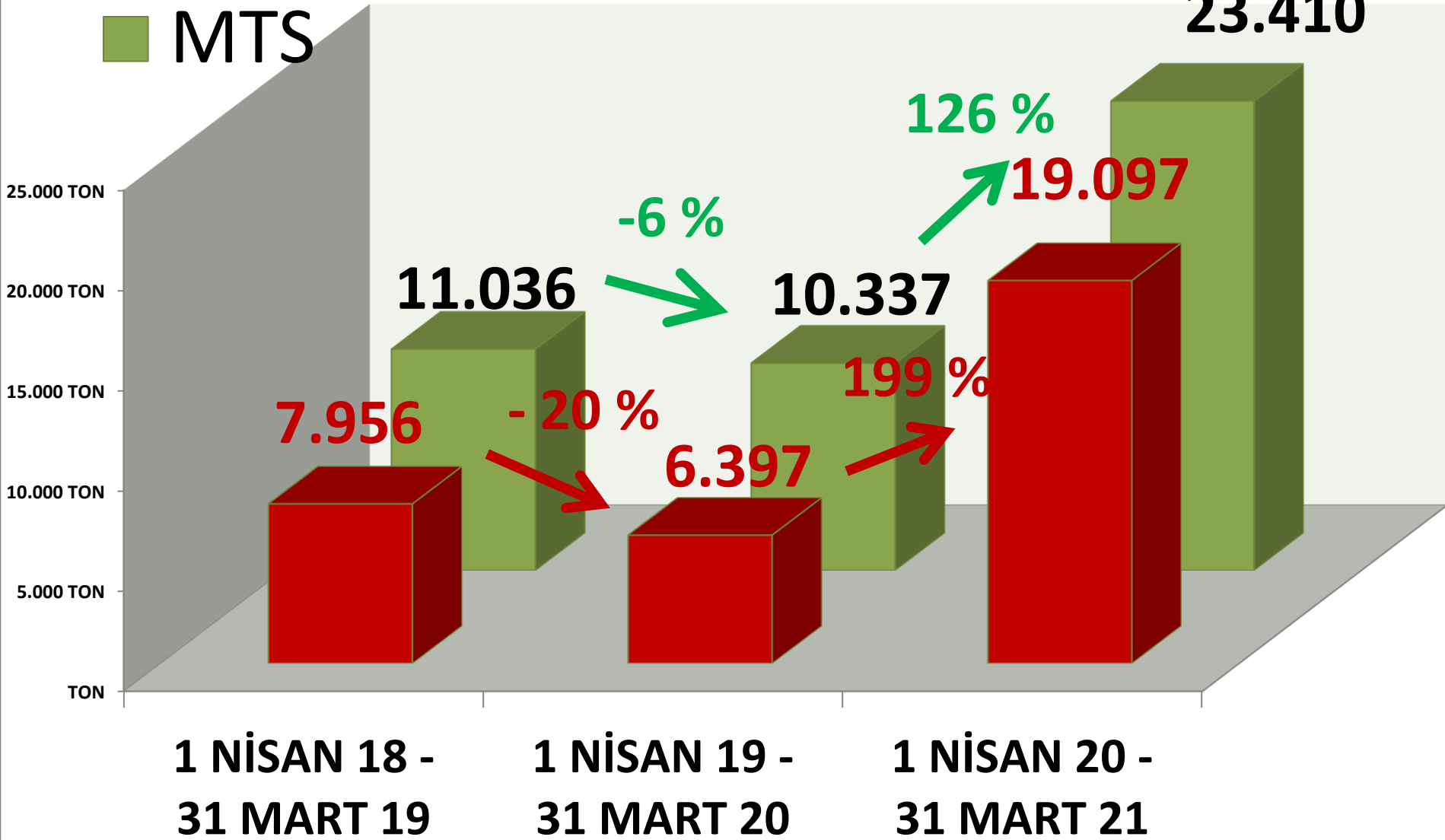


AYLIK ARPA MTS İŞLEM MİKTARI ORANLARI

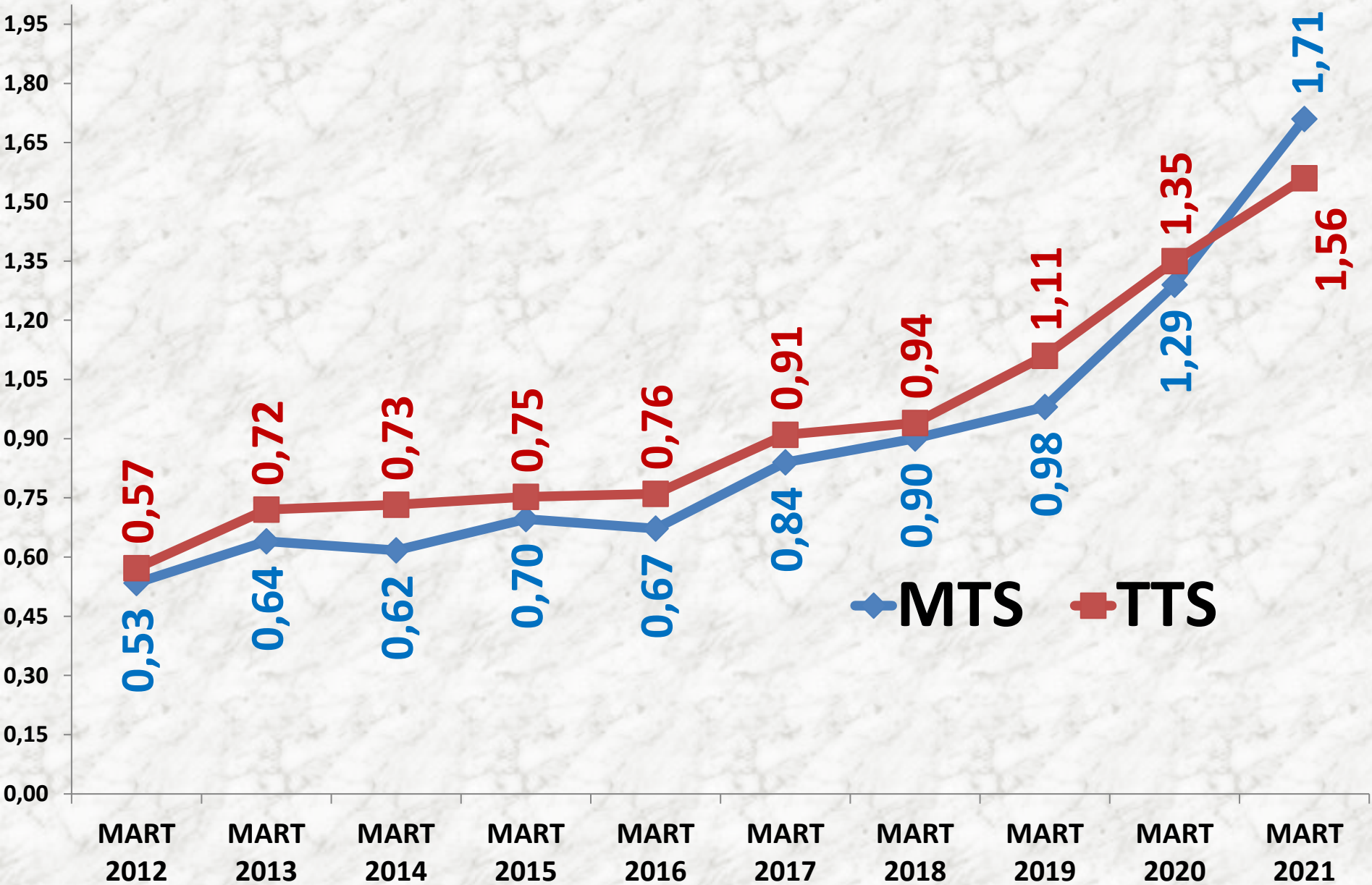
■ TTS

YILLIK ARPA İŞLEM MİKTARI (TON)

■ MTS



MART AYLARI ARPA FİYAT TRENDİ (TL)



BUĞDAY

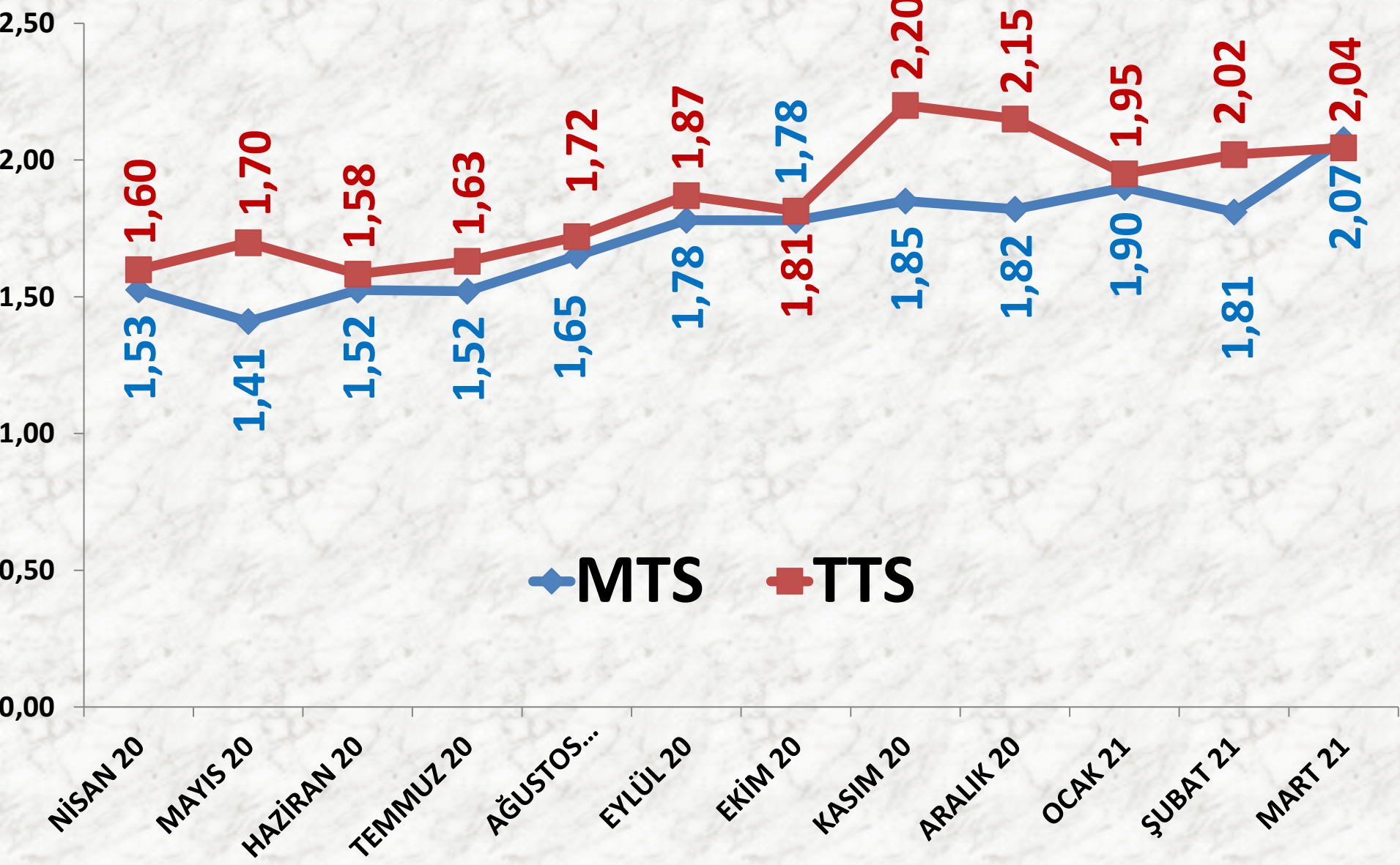
İŞLEM MİKTARI (TON)	2019 MART	2020 MART		2021 MART	
<i>MTS</i>	176 TON	52%	267 TON	69%	451 TON
<i>TTS</i>	340 TON	-56%	149 TON	763%	1.289 TON

EN AZ FİYAT	2019 MART	2020 MART		2021 MART	
MTS	1,00 TL	40%	1,40 TL	9%	1,52 TL
TTS	1,10 TL	41%	1,55 TL	10%	1,70 TL

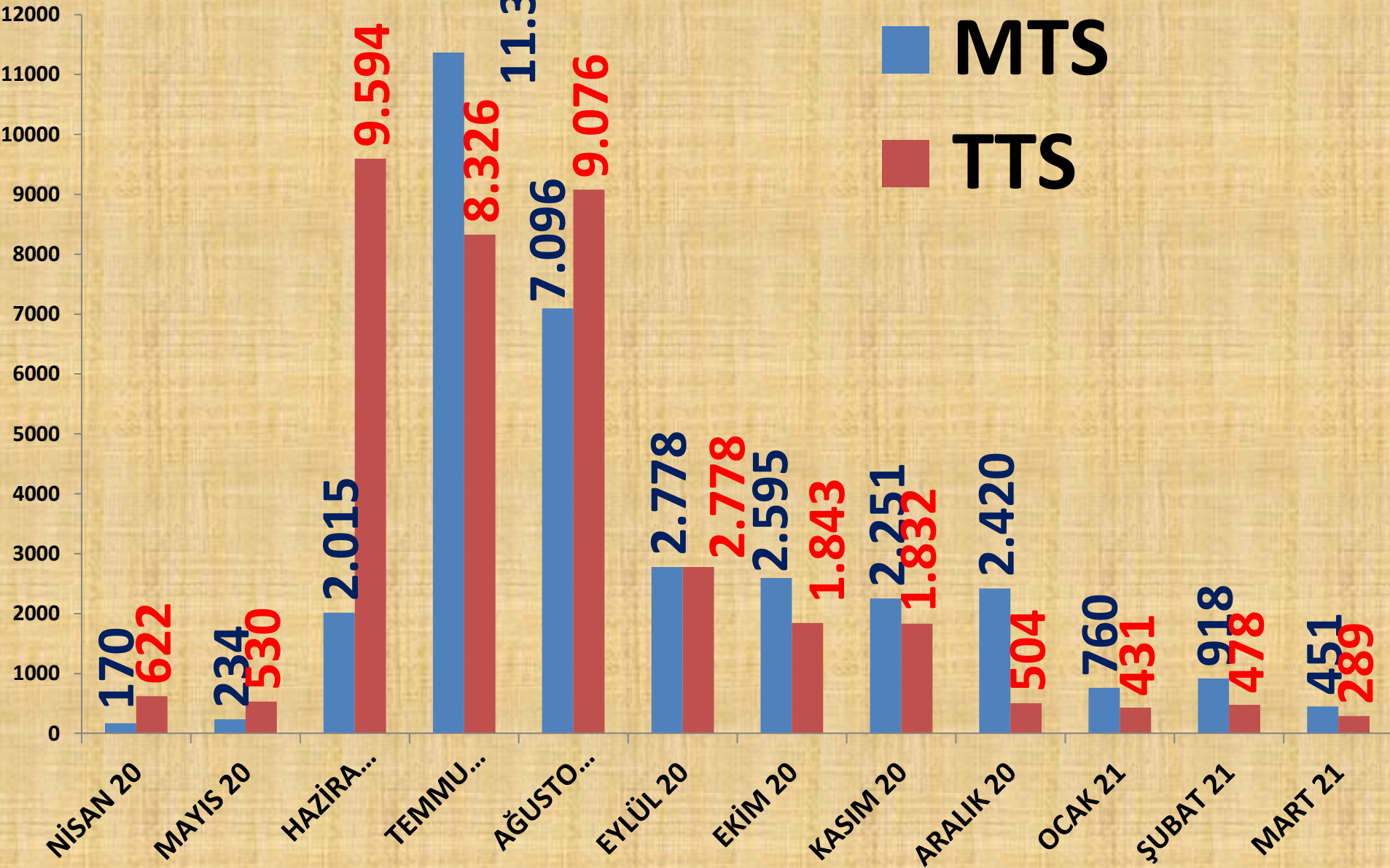
EN ÇOK FİYAT	2019 MART	2020 MART		2021 MART	
MTS	1,35 TL	32%	1,78 TL	35%	2,40 TL
TTS	1,40 TL	43%	2,00 TL	13%	2,25 TL

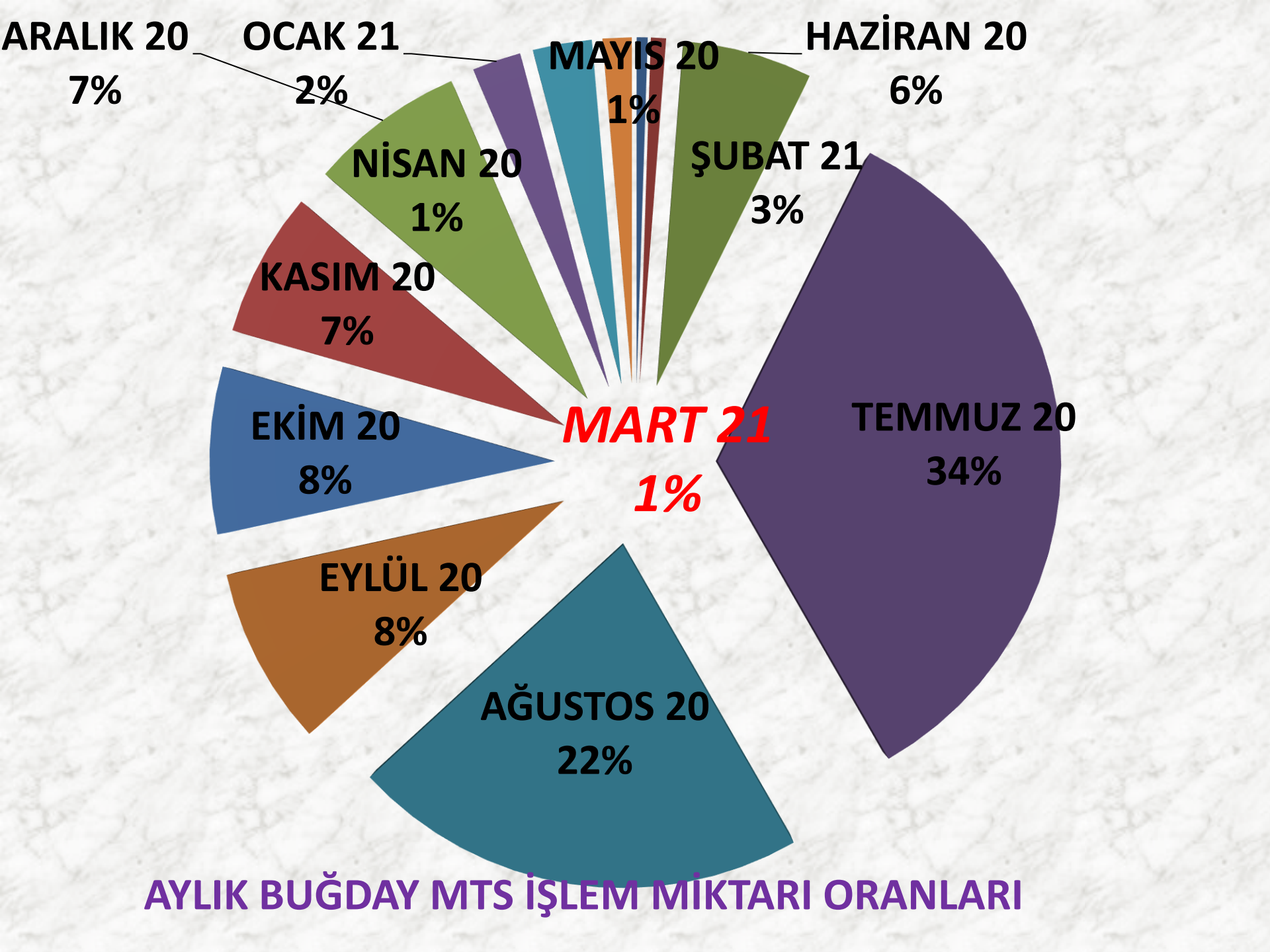
ORT. FİYAT	2019 MART	2020 MART		2021 MART	
MTS	1,21 TL	30%	1,57 TL	32%	2,07 TL
TTS	1,30 TL	25%	1,63 TL	26%	2,04 TL

AYLIK BUĞDAY FİYAT TRENDİ (TL)



AYLIK BUĞDAY İŞLEM MİKTARI (TON)





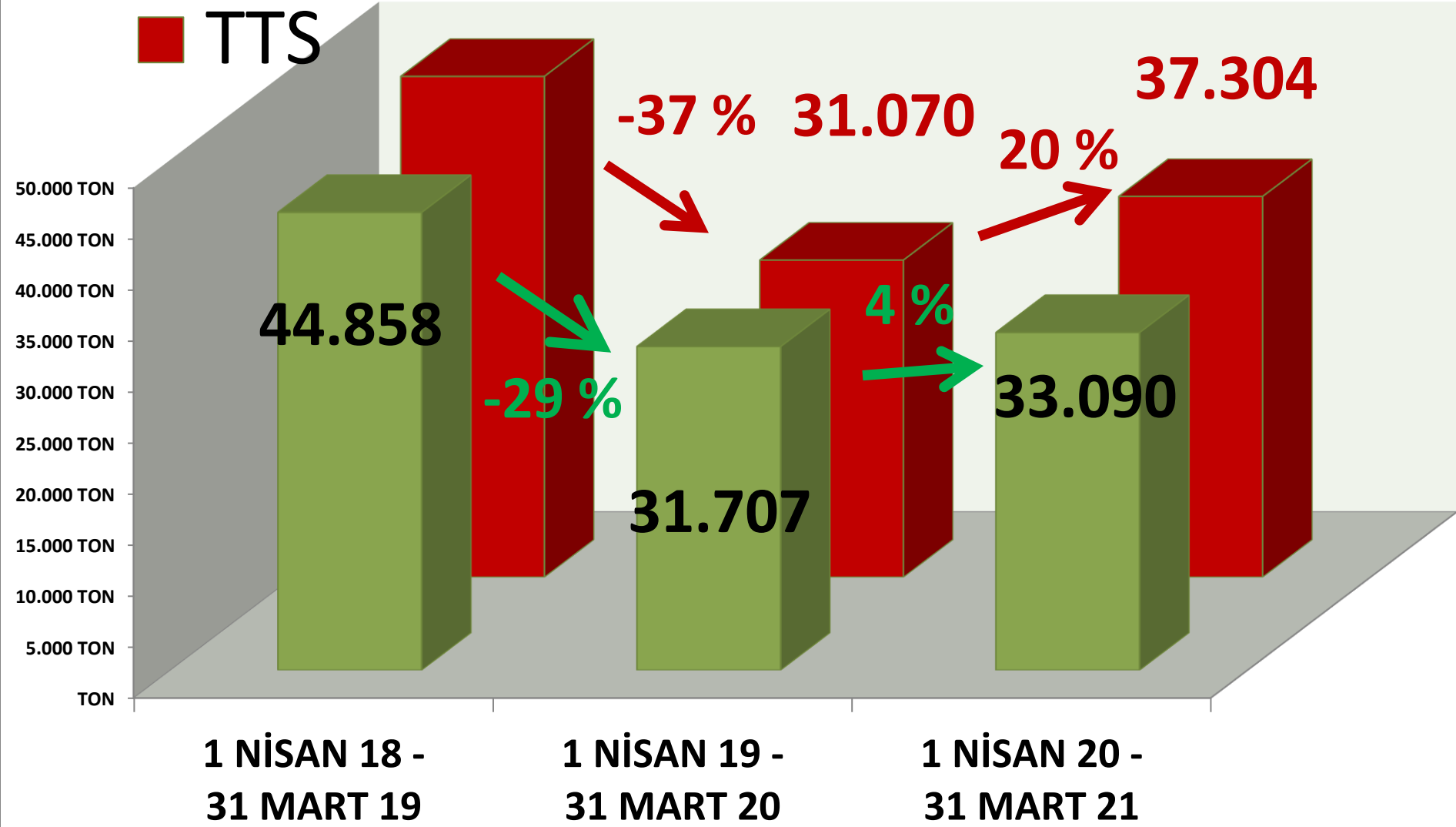
AYLIK BUĞDAY MTS İŞLEM MİKTARI ORANLARI

■ MTS

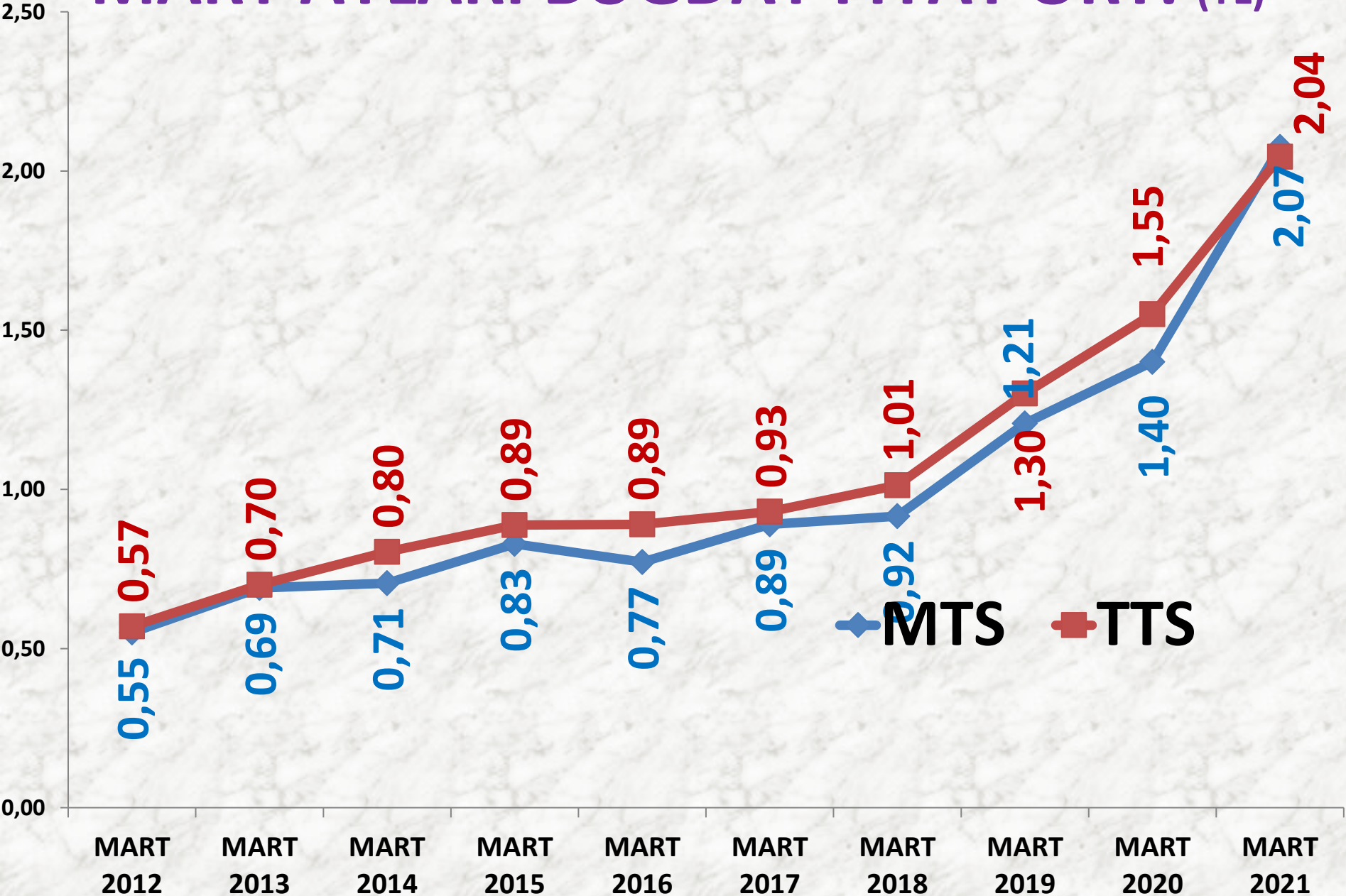
YILLIK BUĞDAY İŞLEM MİKTARI (TON)

49.073

■ TTS



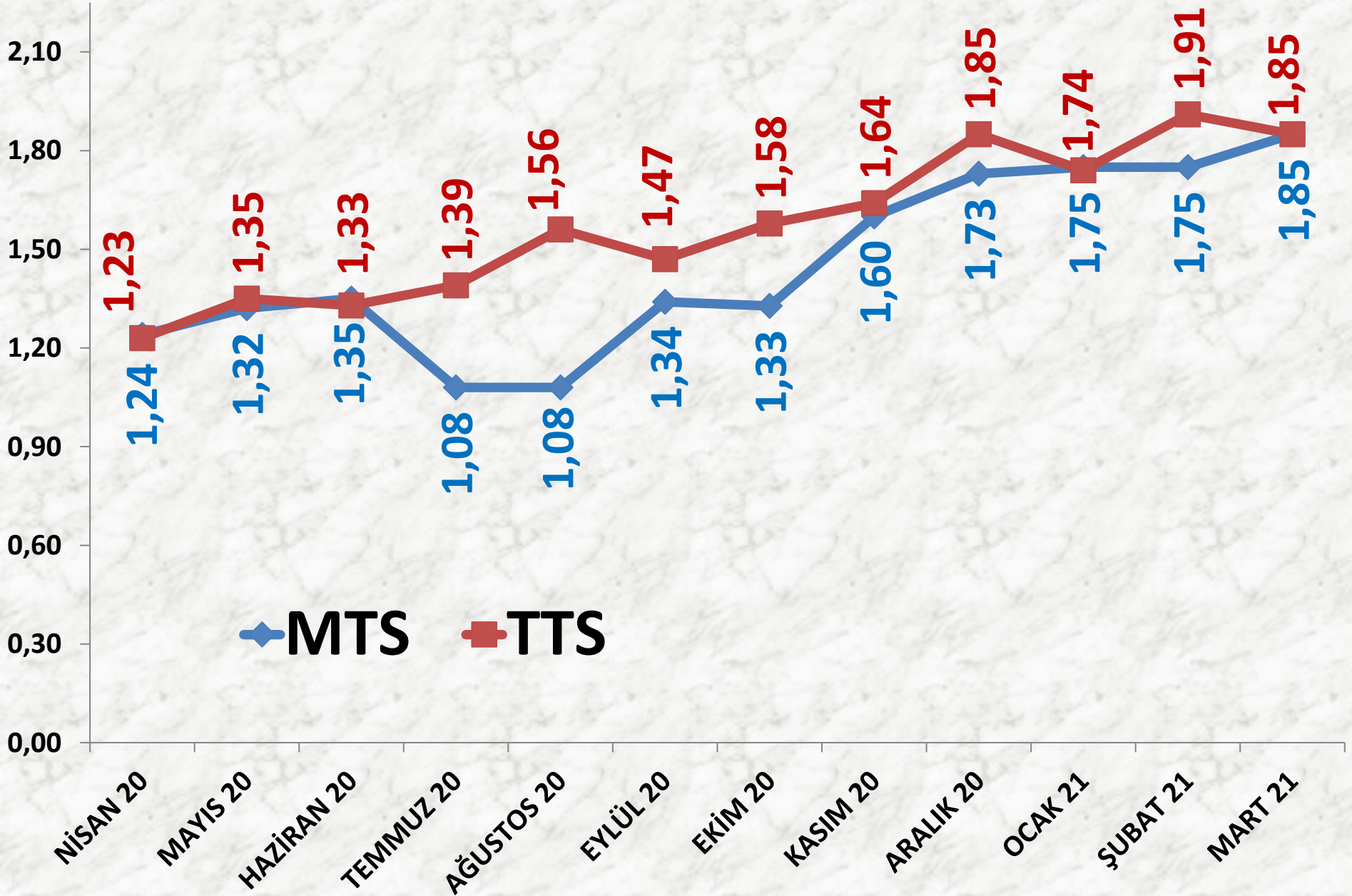
MART AYLARI BUĞDAY FİYAT ORT. (TL)



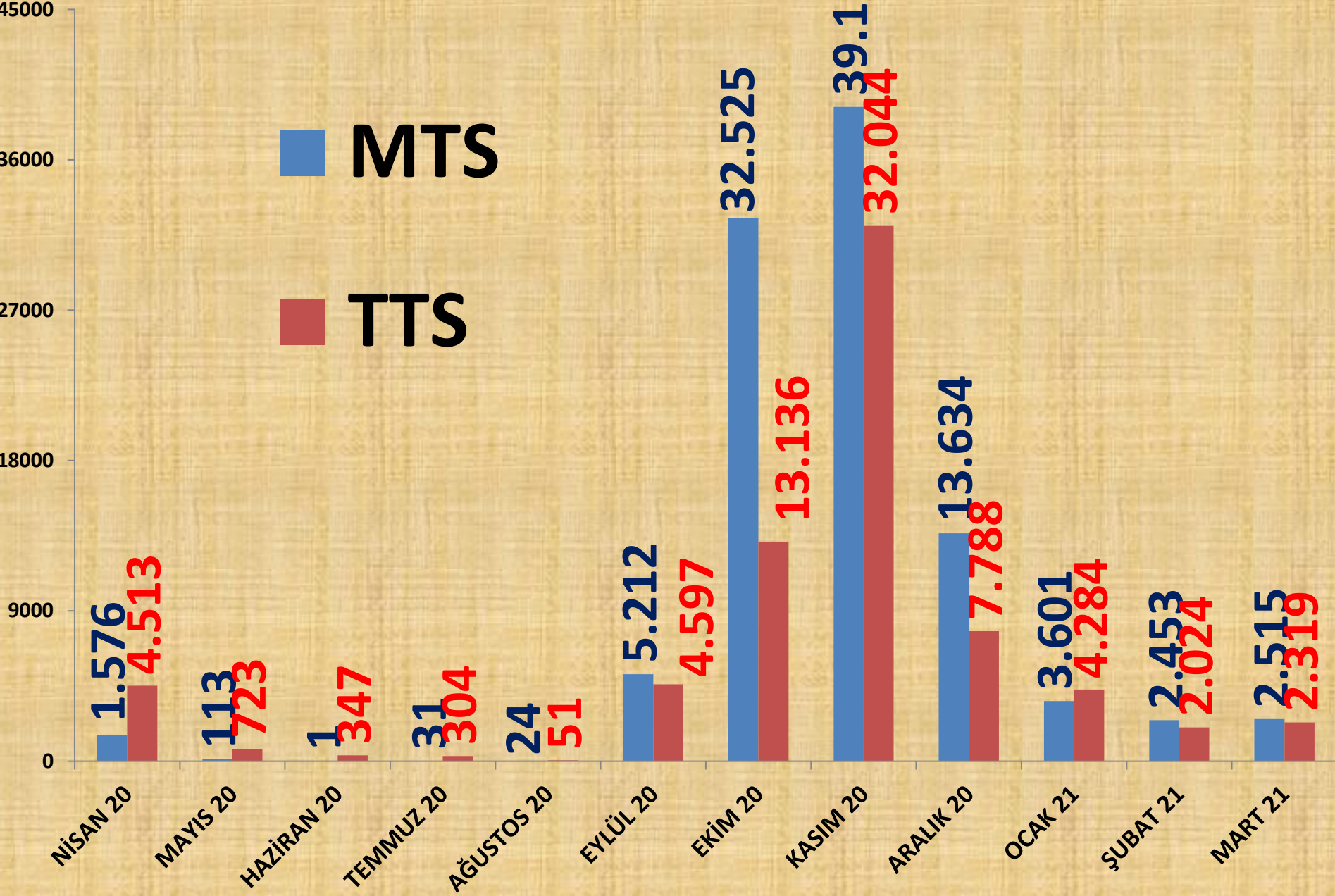
MISIR DANE

İŞLEM MİKTARI (TON)	2019 MART		2020 MART		2021 MART	
	<i>MTS</i>	582 TON	361%	2.683 TON	-6%	2.515 TON
<i>TTS</i>	115 TON	4332%	5.080 TON	-54%	2.319 TON	
EN AZ FİYAT	2019 MART		2020 MART		2021 MART	
MTS	0,95 TL	5%	1,00 TL	30%	1,30 TL	
TTS	0,77 TL	62%	1,25 TL	44%	1,80 TL	
EN ÇOK FİYAT	2019 MART		2020 MART		2021 MART	
MTS	1,19 TL	9%	1,30 TL	50%	1,95 TL	
TTS	1,22 TL	19%	1,45 TL	41%	2,05 TL	
ORT. FİYAT	2019 MART		2020 MART		2021 MART	
MTS	1,09 TL	13%	1,23 TL	50%	1,85 TL	
TTS	1,18 TL	11%	1,31 TL	41%	1,85 TL	

AYLIK MISIR DANE FİYAT TRENDİ (TL)



AYLIK MISIR DANE İŞLEM MİKTARI (TON)



OCAK 21
4%

ARALIK 20
14%

MART 21
2%

EYLÜL 20
5%

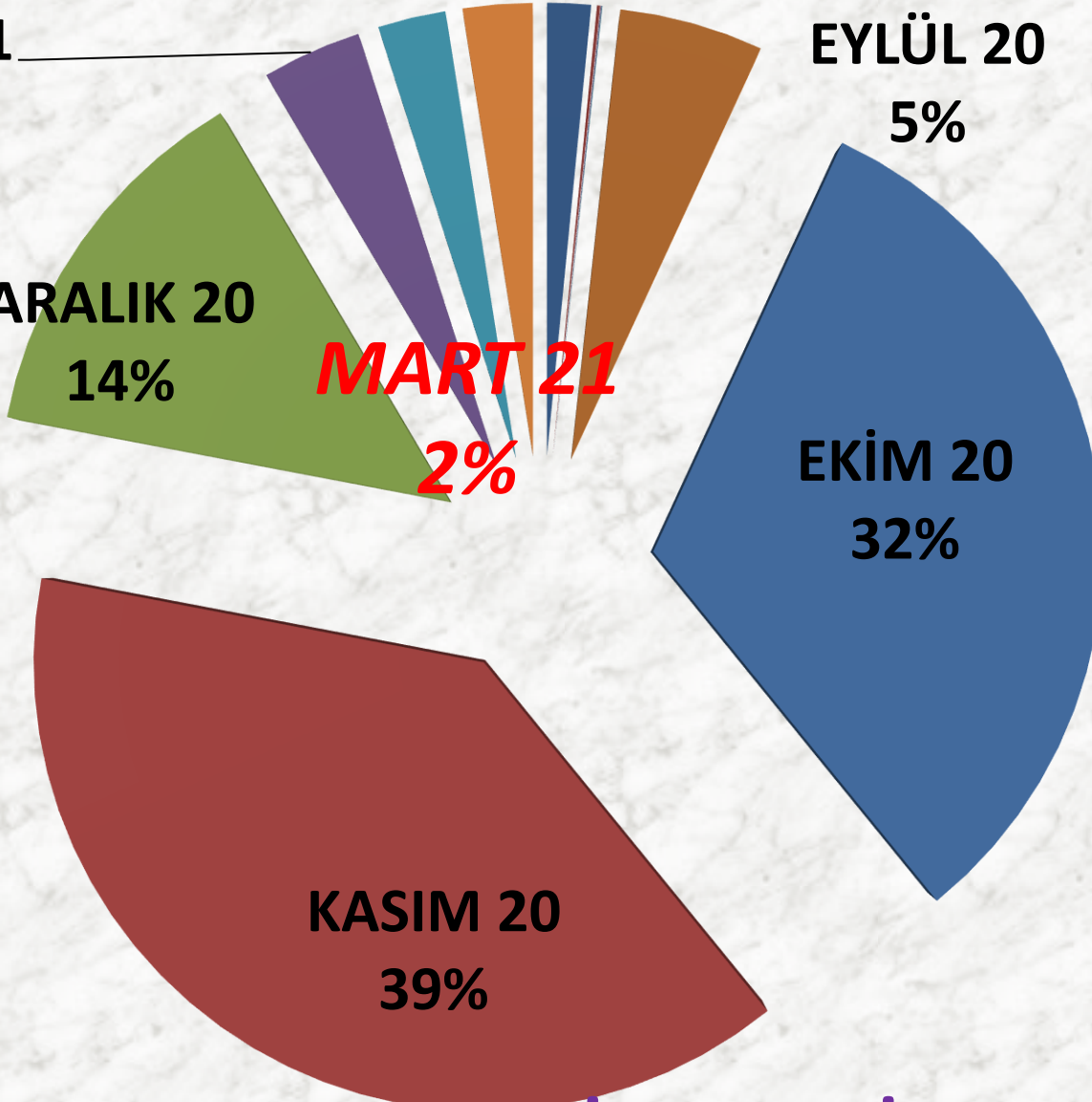
ŞUBAT 21
2%

NİSAN 20
2%

EKİM 20
32%

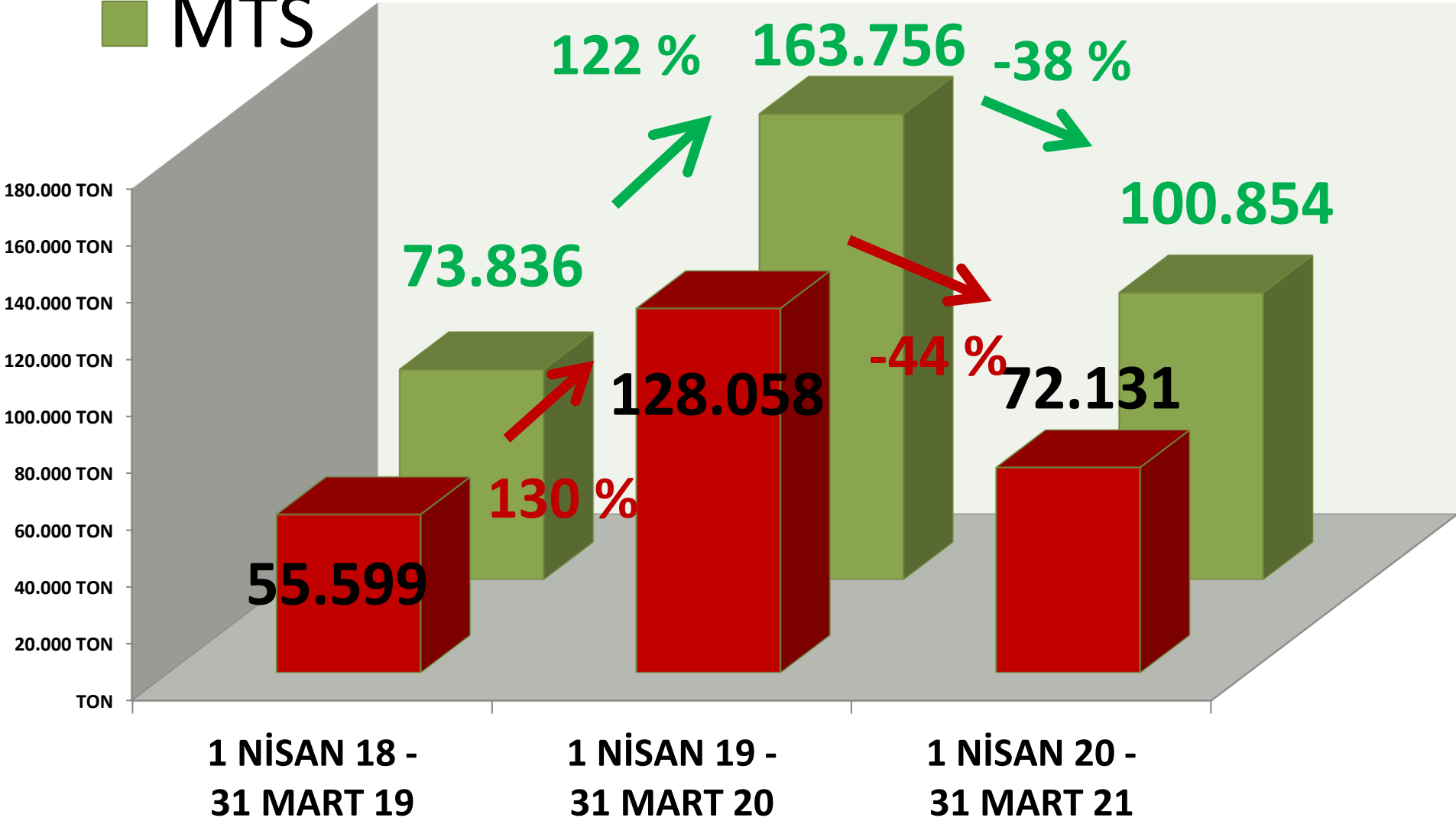
KASIM 20
39%

**MISIR DANE MTS İŞLEM MİKTARI
ORANLARI**

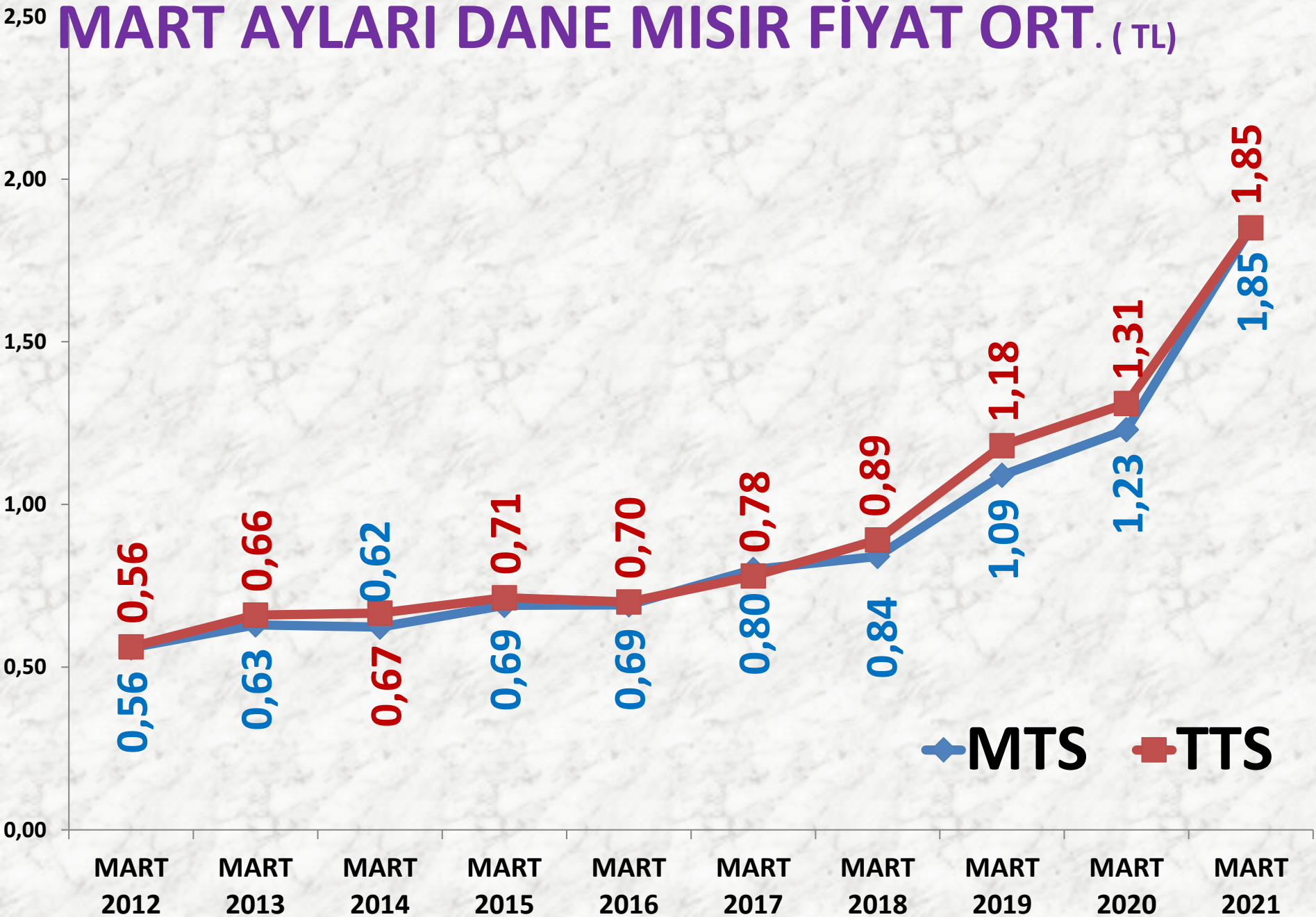


TTS YILLIK MISIR DANE İŞLEM MİKTARI (TON)

■ MTS



MART AYLARI DANE MISIR FİYAT ORT. (TL)



NOHUT

İŞLEM HACMİ (TON)	2019 MART	2020 MART		2021 MART	
<i>MTS</i>	460 TON	-30%	322 TON	47%	472 TON
<i>TTS</i>	429 TON	83%	786 TON	-80%	160 TON

EN AZ FİYAT	2019 MART	2020 MART		2021 MART	
<i>MTS</i>	2,50 TL	20%	3,00 TL	24%	3,71 TL
<i>TTS</i>	1,50 TL	127%	3,40 TL	-41%	2,00 TL

EN ÇOK FİYAT	2019 MART	2020 MART		2021 MART	
<i>MTS</i>	8,50 TL	18%	10,00 TL	22%	12,16 TL
<i>TTS</i>	5,45 TL	38%	7,50 TL	0%	7,50 TL

ORT. FİYAT	2019 MART	2020 MART		2021 MART	
<i>MTS</i>	5,14 TL	13%	5,78 TL	24%	7,19 TL
<i>TTS</i>	3,23 TL	28%	4,13 TL	20%	4,95 TL

NOHUT NATUREL

İŞLEM HACMİ (TON)	2019 MART	2020 MART		2021 MART	
<i>MTS</i>	292 TON	-63%	109 TON	105%	225 TON
<i>TTS</i>	202 TON	177%	558 TON	-71%	160 TON

EN AZ FİYAT	2019 MART	2020 MART		2021 MART	
<i>MTS</i>	2,50 TL	20%	3,00 TL	24%	3,71 TL
<i>TTS</i>	2,65 TL	28%	3,40 TL	-21%	2,70 TL

EN ÇOK FİYAT	2019 MART	2020 MART		2021 MART	
<i>MTS</i>	5,00 TL	-24%	3,80 TL	42%	5,40 TL
<i>TTS</i>	5,00 TL	0%	5,00 TL	-2%	4,90 TL

ORT. FİYAT	2019 MART	2020 MART		2021 MART	
<i>MTS</i>	4,03 TL	-19%	3,28 TL	28%	4,19 TL
<i>TTS</i>	3,82 TL	10%	4,20 TL	18%	4,95 TL

NOHUT - ELENMİŞ

İŞLEM HACMİ (TON)	2019 MART	2020 MART		2021 MART	
<i>MTS</i>	168 TON	26%	212 TON	17%	247 TON
<i>TTS</i>	41 TON	171%	110 TON	-100%	-

EN AZ FİYAT	2019 MART	2020 MART		2021 MART	
<i>MTS</i>	5,20 TL	15%	5,97 TL	9%	6,50 TL
<i>TTS</i>	5,15 TL	-2%	5,05 TL	-	-

EN ÇOK FİYAT	2019 MART	2020 MART		2021 MART	
<i>MTS</i>	8,50 TL	18%	10,00 TL	22%	12,16 TL
<i>TTS</i>	5,45 TL	38%	7,50 TL	-	-

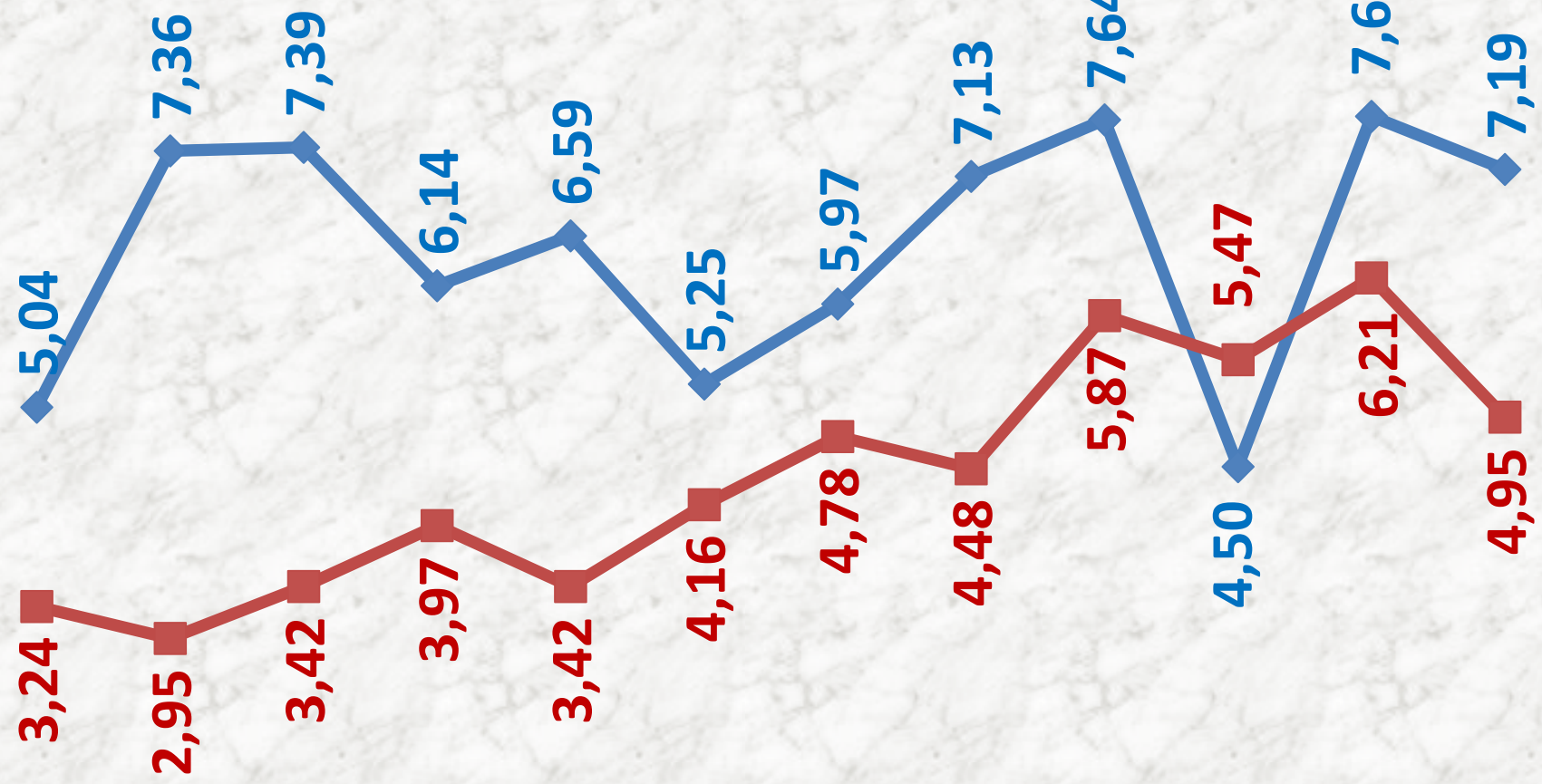
ORT. FİYAT	2019 MART	2020 MART		2021 MART	
<i>MTS</i>	7,07 TL	0%	7,06 TL	40%	9,91 TL
<i>TTS</i>	5,31 TL	12%	5,96 TL	-	-

AYLIK NOHUT FİYAT TRENDİ (TL)

8,00
6,00
4,00
2,00
0,00

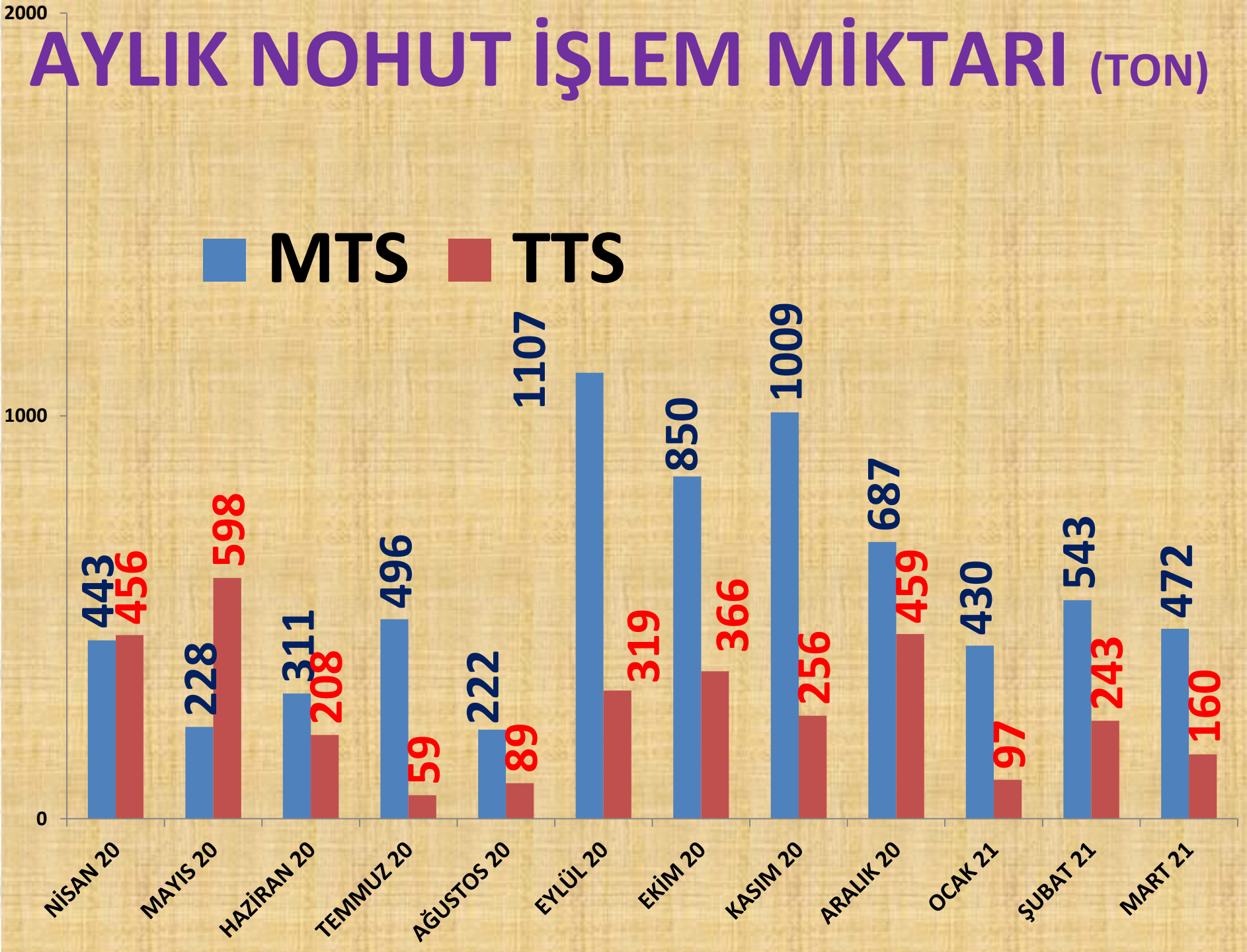
NISAN 20 MAYIS 20 HAZİRAN... TEMMUZ... AĞUSTOS... EYLÜL 20 EKİM 20 KASIM 20 ARALIK 20 OCAK 21 ŞUBAT 21 MART 21

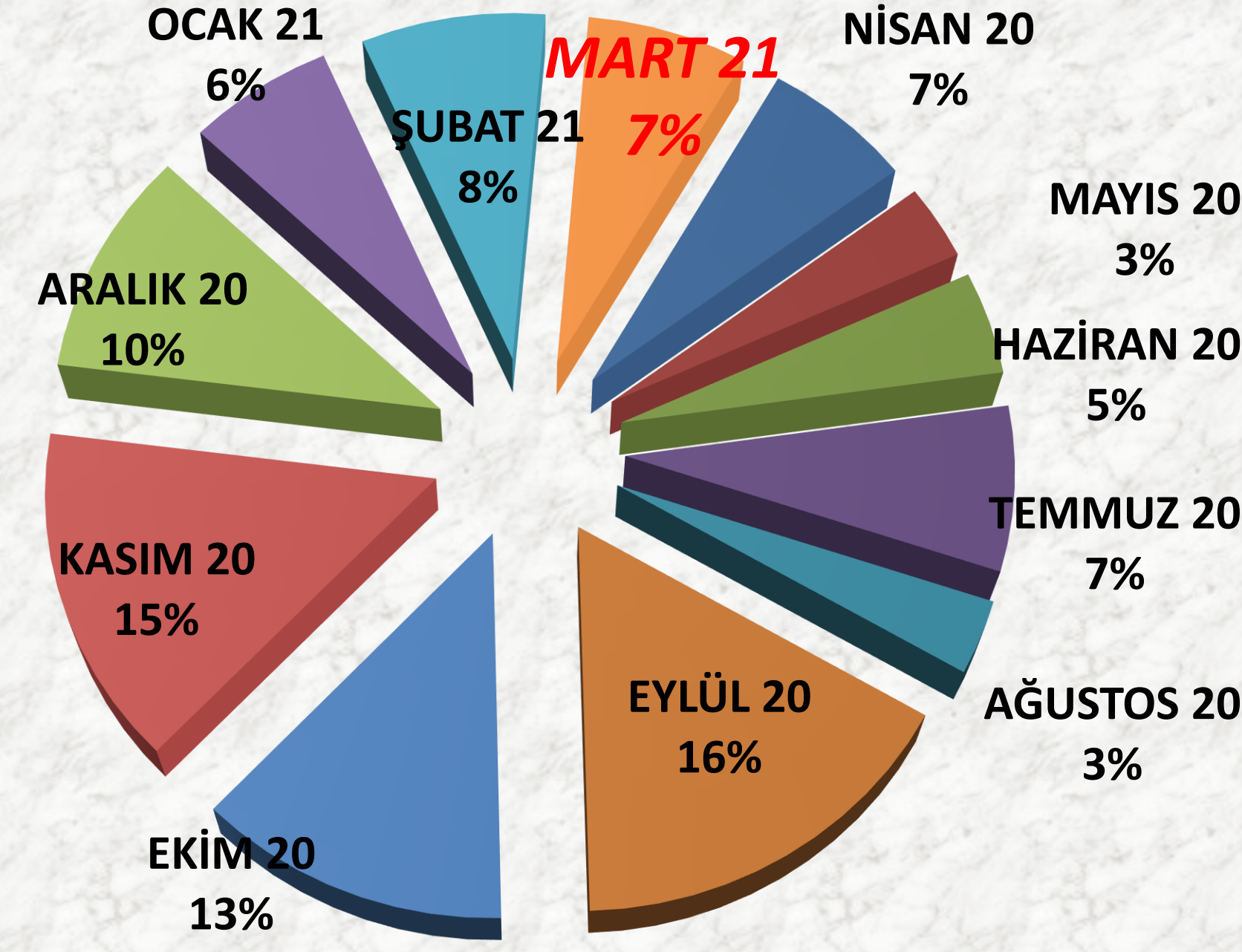
◆ MTS ■ TTS



AYLIK NOHUT İŞLEM MİKTARI (TON)

■ MTS ■ TTS



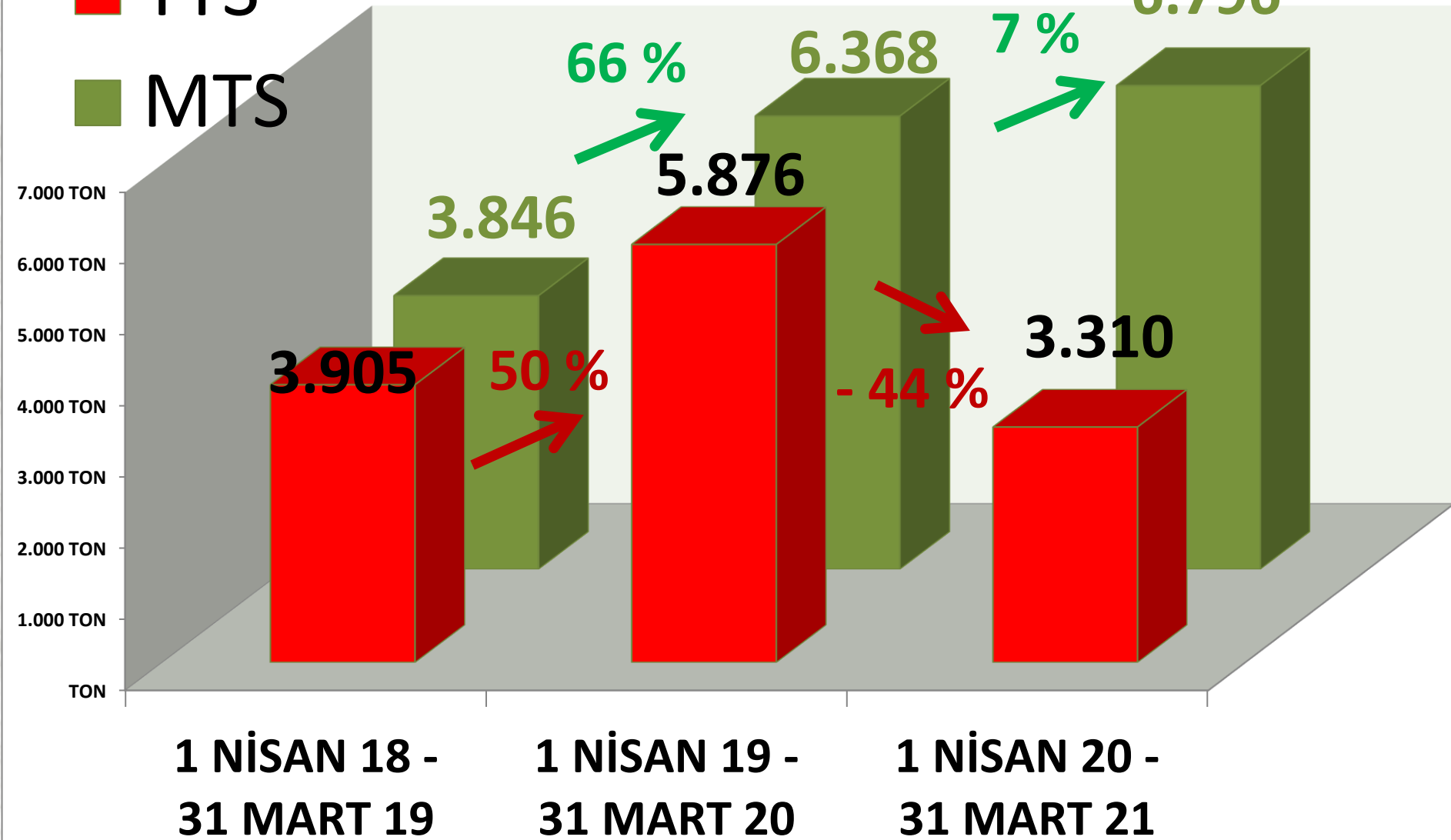


AYLIK NOHUT MTS İŞLEM MİKTARI ORANLARI

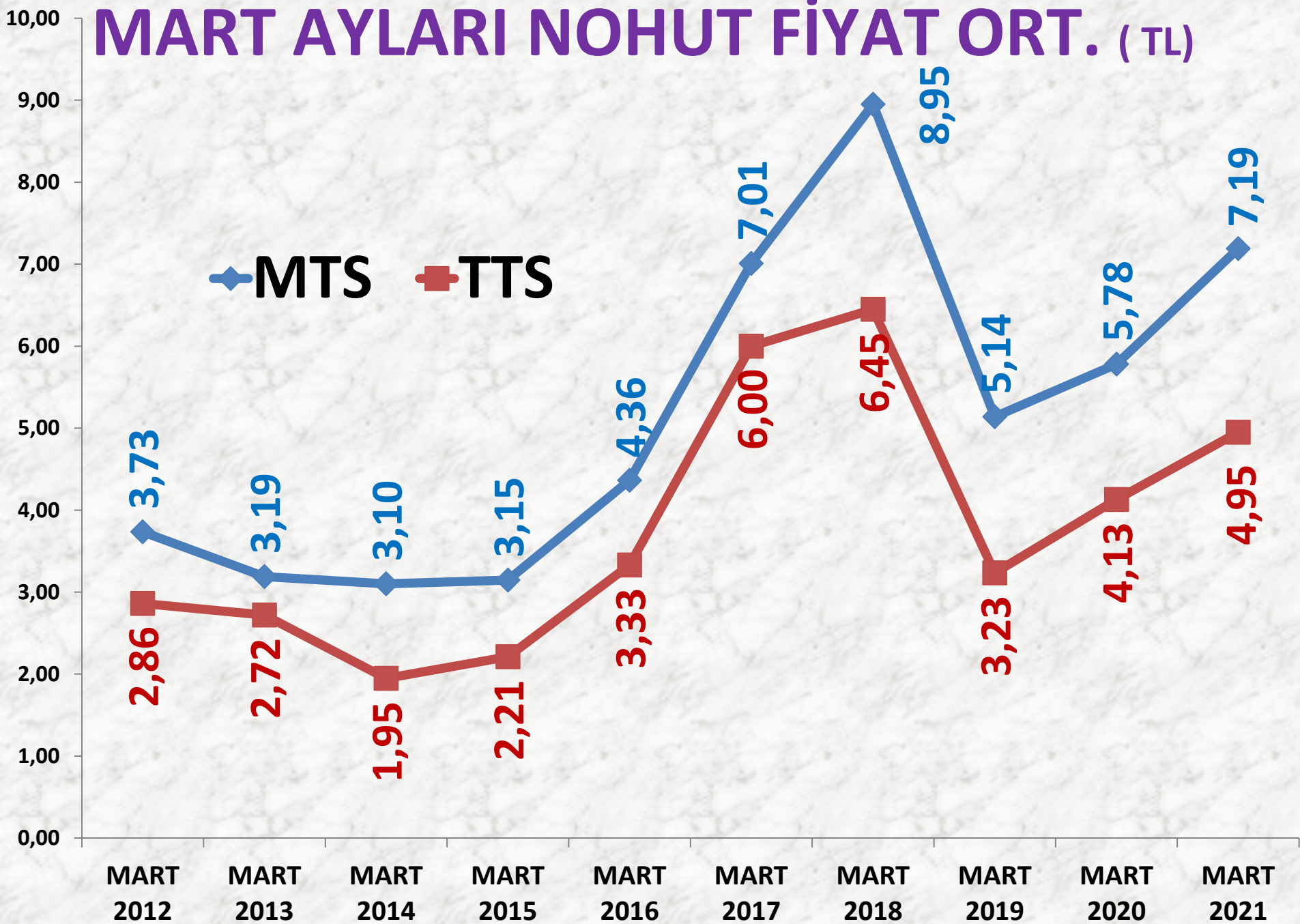
YILLIK TOPLAM NOHUT İŞLEM MİKTARI (TON)

■ TTS

■ MTS



MART AYLARI NOHUT FİYAT ORT. (TL)



BEYAZ LEBLEBİ

LEBLEBİ BEYAZ 8,50 mm

İŞLEM MİKTARI(TON)	2019 MART		2020 MART		2021 MART	
	TTS	46 TON	-59%	19 TON	-63%	7 TON

LEBLEBİ BEYAZ 9 mm

İŞLEM MİKTARI (TON)	2019 MART		2020 MART		2021 MART	
	TTS	99 TON	-14%	85 TON	85%	157 TON

BEYAZ LEBLEBİ

LEBLEBİ BEYAZ 9+ 9,50 mm

İŞLEM MİKTARI (TON)	2019 MART	2020 MART		2021 MART	
TTS	69 TON	105%	141 TON	-73%	38 TON

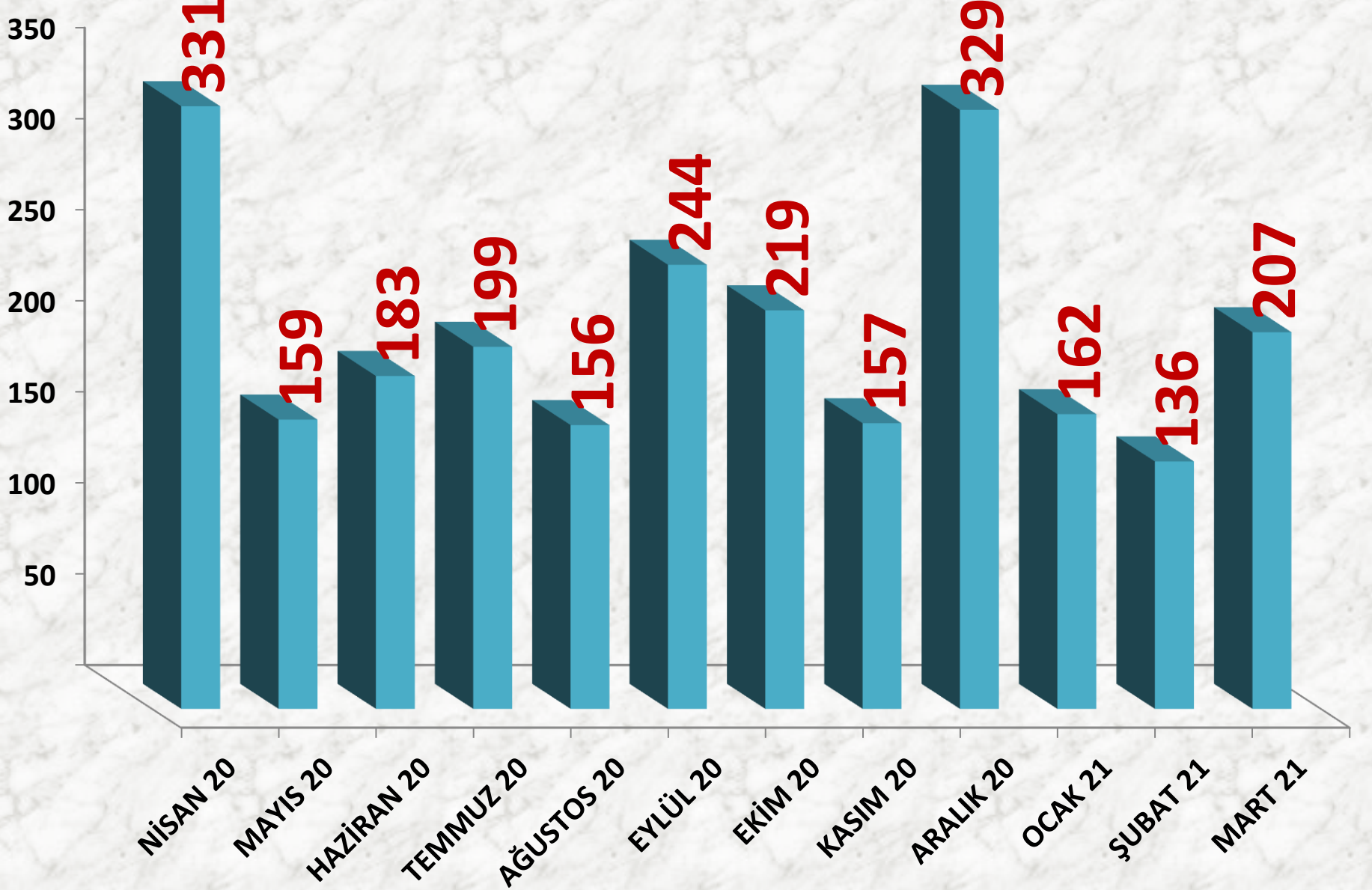
LEBLEBİ BEYAZ Elenti

İŞLEM MİKTARI (TON)	2019 MART	2020 MART		2021 MART	
TTS	-	-	-	-	5 TON

LEBLEBİ BEYAZ TOPLAM

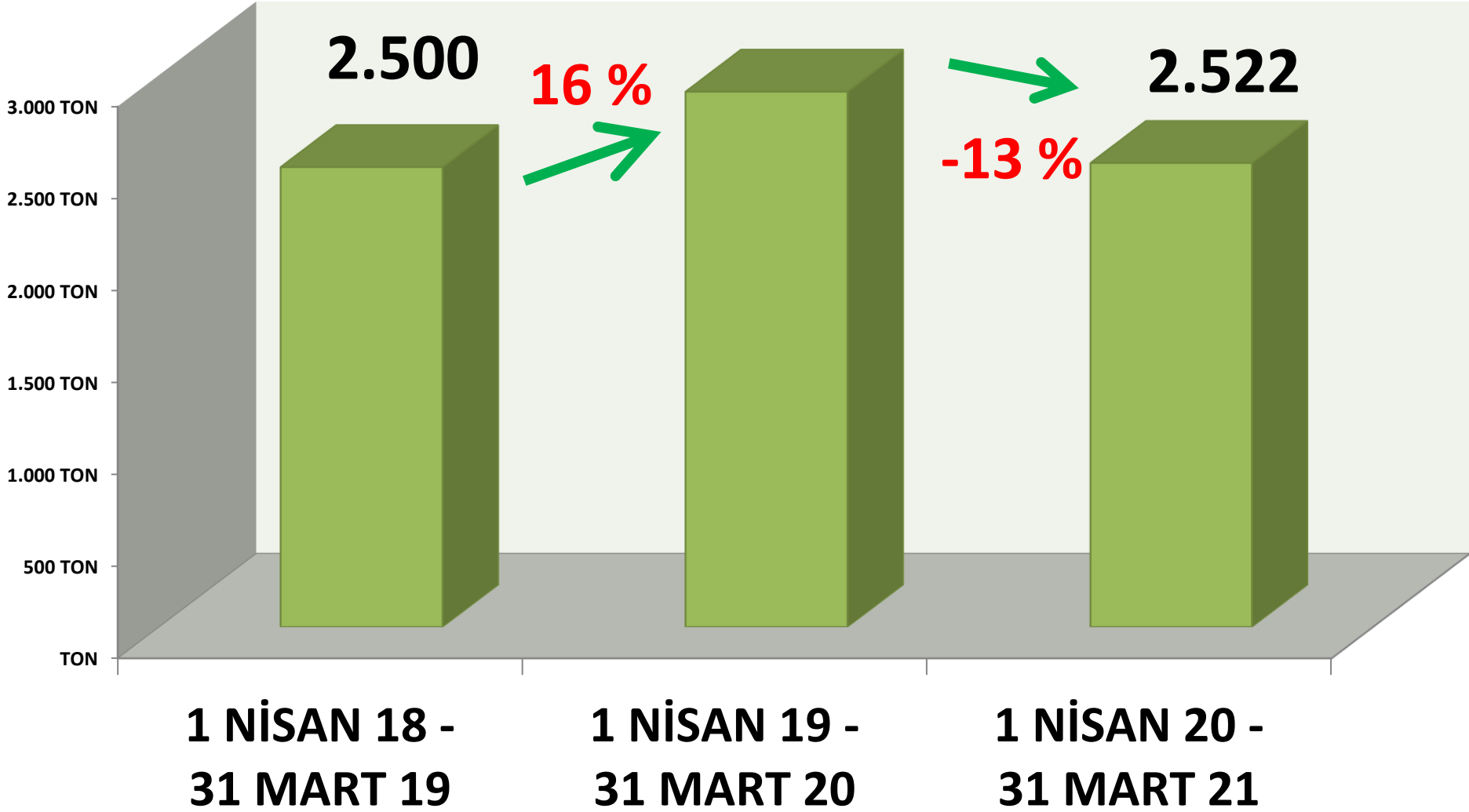
<u>İŞLEM MİKTARI</u> <u>(TON)</u>	<u>2019 MART</u>	<u>2020 MART</u>		<u>2021 MART</u>	
<u>TTS</u>	<u>214 TON</u>	15%	<u>245 TON</u>	-15%	<u>207 TON</u>

Leblebi Beyaz İşlem Miktarı (Ton)



YILLIK TOPLAM BEYAZ LEBLEBİ İŞLEM MİKTARI (TON)

2.910



LEBLEBİ BEYAZ 8,50 mm FİYATLARI

	2019 MART	2020 MART		2021 MART	
EN AZ	5,00 TL	44%	7,20 TL	0%	7,20 TL
EN ÇOK	8,00 TL	0%	8,00 TL	-3%	7,80 TL
ORTALAMA	6,09 TL	22%	7,46 TL	2%	7,59 TL

LEBLEBİ BEYAZ 9 mm FİYATLARI

	2019 MART	2020 MART		2021 MART	
EN AZ	12,00 TL	-8%	11,00 TL	0%	11,00 TL
EN ÇOK	20,00 TL	-20%	16,00 TL	25%	20,00 TL
ORTALAMA	13,52 TL	-13%	11,73 TL	25%	14,61 TL

LEBLEBİ BEYAZ 9+ 9,50 mm FİYATLARI

	2019 MART	2020 MART		2021 MART	
EN AZ	8,00 TL	0%	8,00 TL	2%	8,17 TL
EN ÇOK	11,00 TL	0%	11,00 TL	0%	11,00 TL
ORTALAMA	9,40 TL	5%	9,86 TL	-16%	8,30 TL

LEBLEBİ BEYAZ ELENTİ FİYATLARI

	2019 MART	2020 MART		2021 MART	
ORTALAMA	-	-	-	-	3,16 TL

SARI LEBLEBİ

LEBLEBİ SARI 9 mm

İŞLEM MİKTARI (TON)	2019 MART	2020 MART		2021 MART	
TTS	585 TON	-18%	481 TON	-55%	215 TON

LEBLEBİ SARI 9,50 mm

İŞLEM MİKTARI (TON)	2019 MART	2020 MART		2021 MART	
TTS	488 TON	57%	765 TON	-31%	526 TON

LEBLEBİ SARI 9,75 mm

İŞLEM MİKTARI (TON)	2019 MART	2020 MART		2021 MART	
TTS	81 TON	139%	193 TON	226%	629 TON

LEBLEBİ SARI 10 mm

İŞLEM MİKTARI (TON)	2019 MART	2020 MART		2021 MART	
TTS	214 TON	-8%	196 TON	146%	483 TON

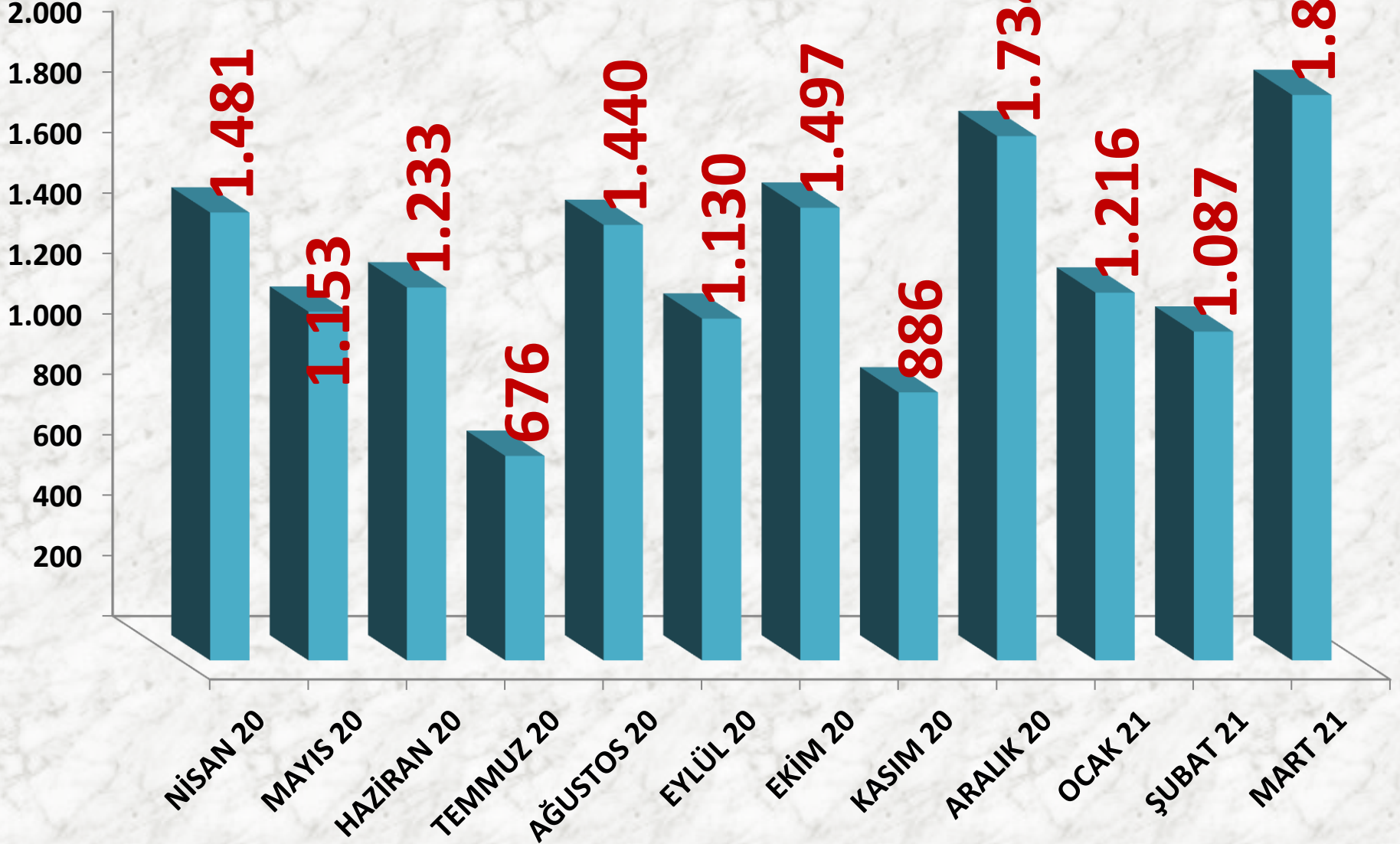
LEBLEBİ SARI Kalburaltı

İŞLEM MİKTARI (TON)	2019 MART	2020 MART		2021 MART	
TTS	13 TON	96%	26 TON	-35%	17 TON

LEBLEBİ SARI TOPLAM

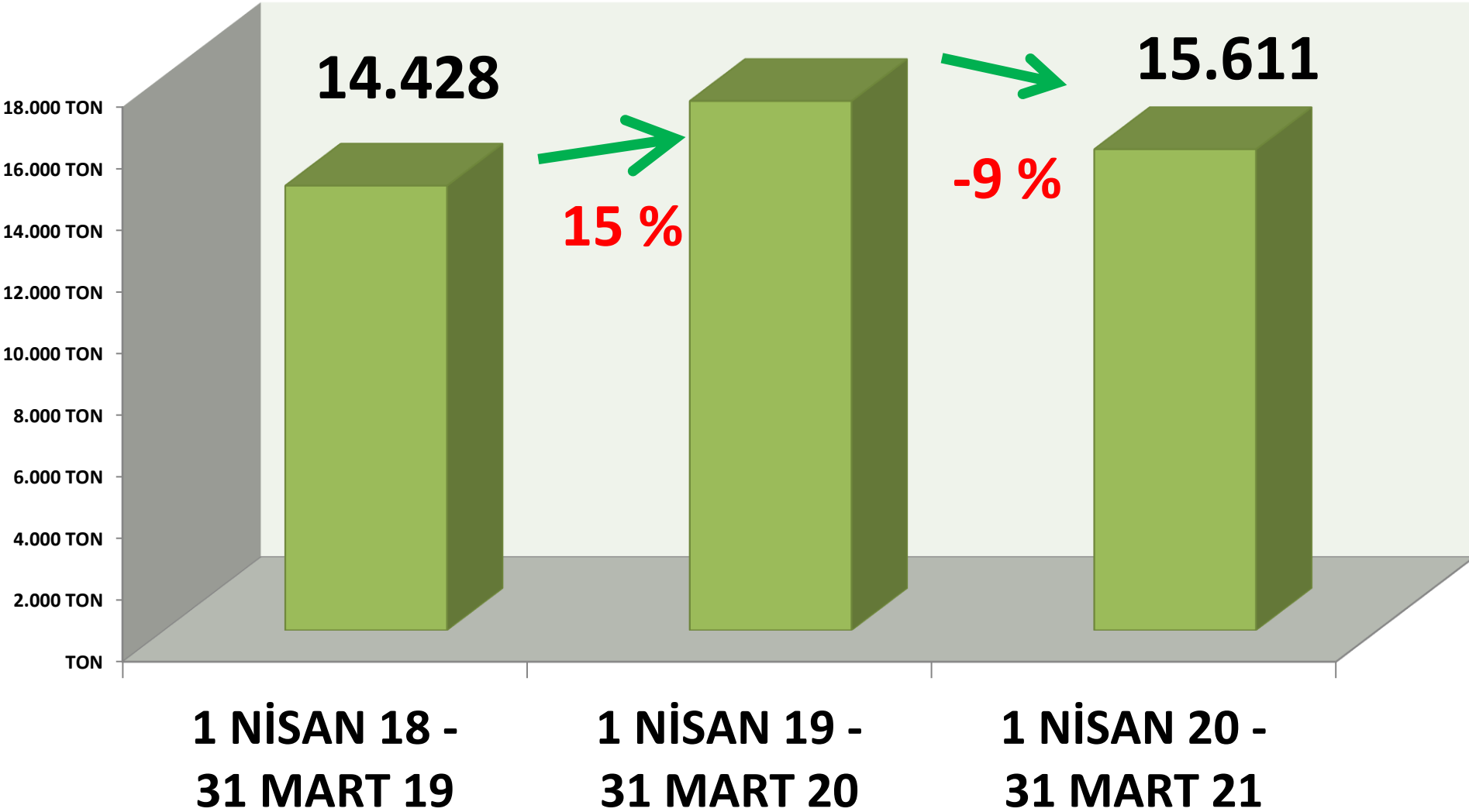
İŞLEM MİKTARI (TON)	<u>2019 MART</u>	<u>2020 MART</u>		<u>2021 MART</u>	
<u>TTS</u>	<u>1.381 TON</u>	20%	<u>1.661 TON</u>	13%	<u>1.870 TON</u>

Leblebi Sarı İşlem Miktarı (Ton)



YILLIK TOPLAM SARI LEBLEBİ İŞLEM MİKTARI (TON)

17.177



LEBLEBİ SARI 9 mm FİYATLARI

	2019 MART	2020 MART		2021 MART	
EN AZ	5,00 TL	6%	5,30 TL	-6%	5,00 TL
EN ÇOK	8,00 TL	0%	8,00 TL	-13%	7,00 TL
ORTALAMA	6,88 TL	2%	7,00 TL	-10%	6,27 TL

LEBLEBİ SARI 9,50 mm FİYATLARI

	2019 MART	2020 MART		2021 MART	
EN AZ	8,00 TL	0%	8,00 TL	-11%	7,10 TL
EN ÇOK	10,00 TL	0%	10,00 TL	-10%	9,00 TL
ORTALAMA	8,96 TL	-2%	8,78 TL	-5%	8,30 TL

LEBLEBİ SARI 9,75 mm FİYATLARI

	2019 MART	2020 MART		2021 MART	
EN AZ	10,00 TL	1%	10,10 TL	-11%	9,00 TL
EN ÇOK	11,00 TL	0%	11,00 TL	0%	11,00 TL
ORTALAMA	10,24 TL	3%	10,52 TL	-8%	9,73 TL

LEBLEBİ SARI 10 mm FİYATLARI

	2019 MART	2020 MART		2021 MART	
EN AZ	11,00 TL	0%	11,00 TL	0%	11,00 TL
EN ÇOK	15,00 TL	-7%	14,00 TL	5%	14,75 TL
ORTALAMA	13,20 TL	-4%	12,61 TL	2%	12,84 TL

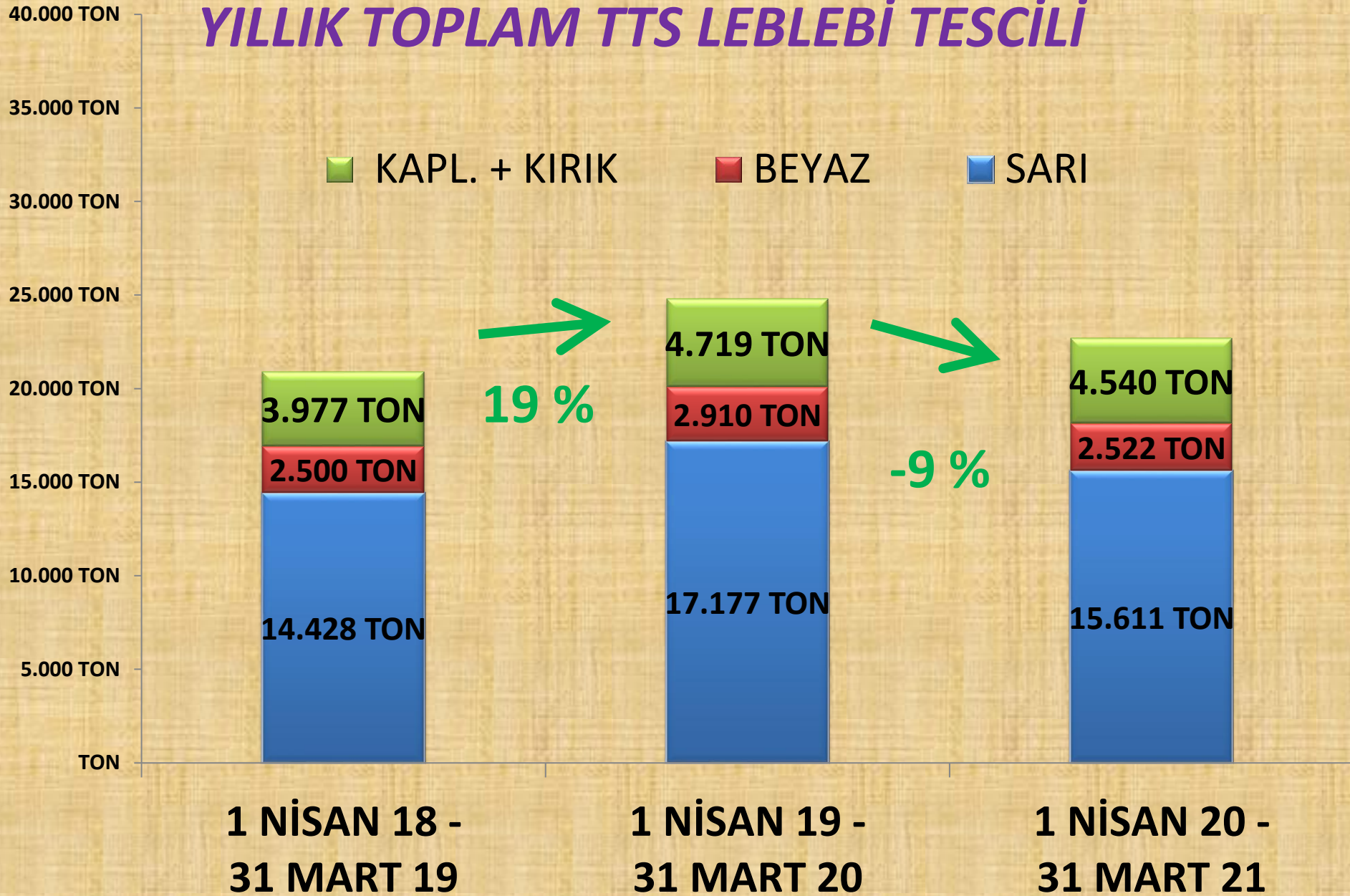
LEBLEBİ SARI Kalburaltı FİYATLARI

	2019 MART	2020 MART		2021 MART	
ORTALAMA	3,95 TL	-23%	3,04 TL	15%	3,50 TL

YILLIK YURTIÇİ TOPLAM LEBLEBİ İŞLEM MİKTARI

MİKTAR	1 NİSAN 2018 31 MART 2019	1 NİSAN 2019 31 MART 2020	1 NİSAN 2020 31 MART 2021		
SARI	14.428 TON	19%	17.177 TON	-9%	15.611 TON
BEYAZ	2.500 TON	16%	2.910 TON	-13%	2.522 TON
KAPL.+KIRIK	3.977 TON	19%	4.719 TON	-4%	4.540 TON
<u>LEBLEBİ TOPLAM</u>	20.905 TON	19%	24.805 TON	-9%	22.674 TON

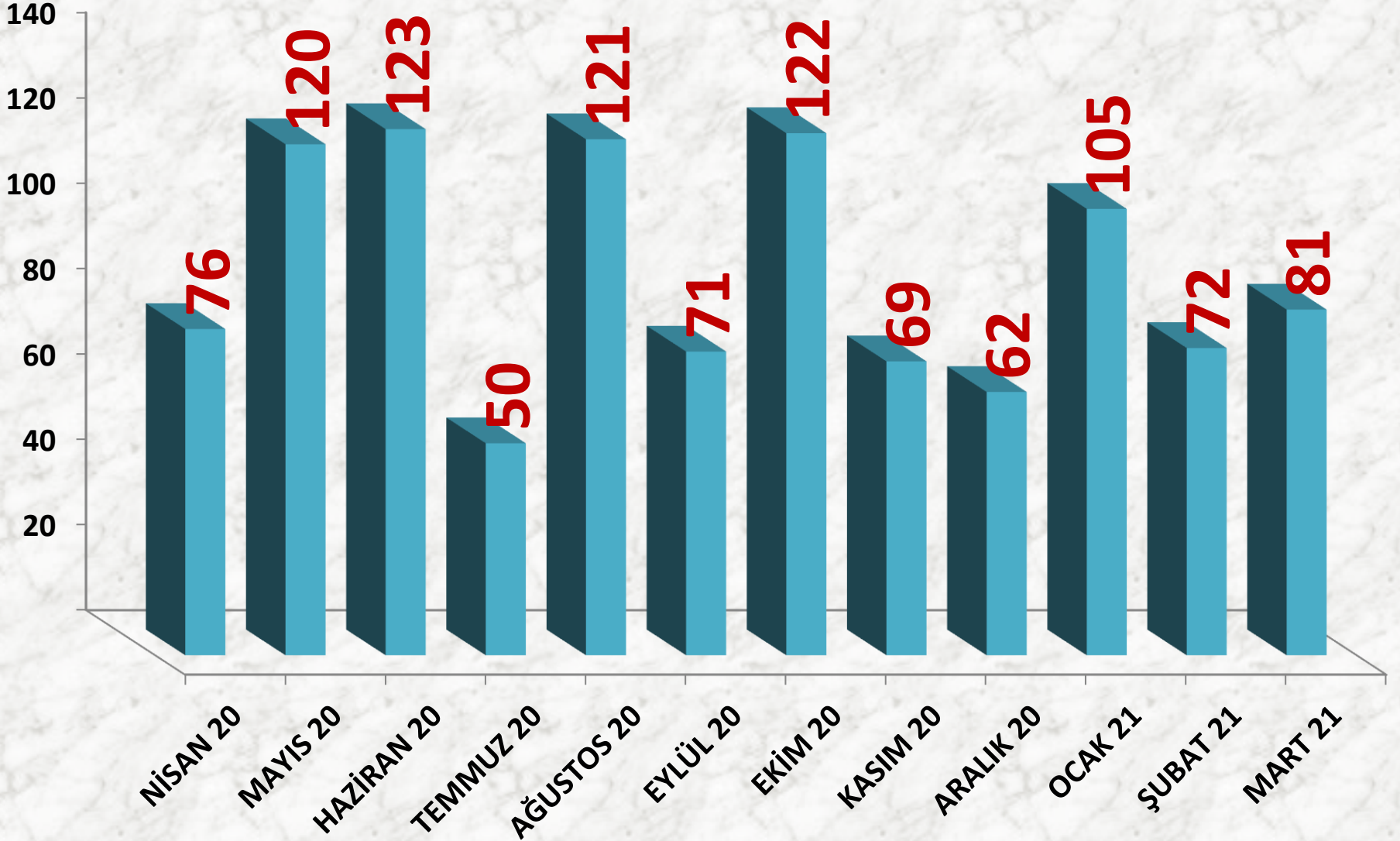
YILLIK TOPLAM TTS LEBLEBİ TESCİLİ

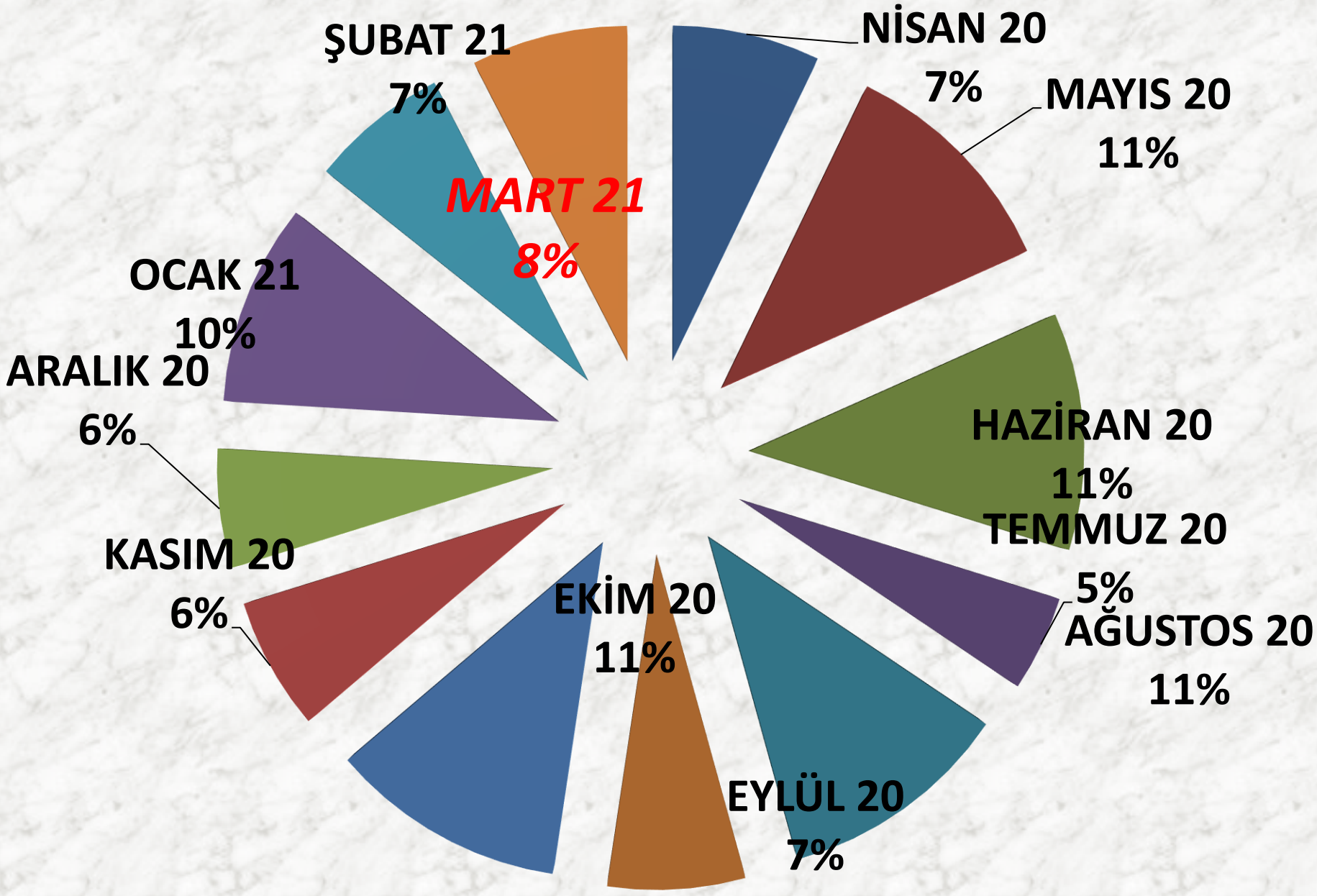


LEBLEBİ İHRACAT MİKTARLARI

2019 MART		2020 MART		2021 MART	
SARI LEBLEBİ	44.560 kg.	SARI LEBLEBİ	51.620 kg.	SARI LEBLEBİ	54.130 kg.
BEYAZ LEBLEBİ	31.080 kg.	BEYAZ LEBLEBİ	9.460 kg.	BEYAZ LEBLEBİ	18.600 kg.
KAPLAMALI LEBLEBİ	24.910 kg.	KAPLAMALI LEBLEBİ	25.564 kg.	KAPLAMALI LEBLEBİ	1.196 kg.
KIRIK LEBLEBİ	1.000 kg.	KIRIK LEBLEBİ	-	KIRIK LEBLEBİ	-
LEBLEBİ KALBURALTI	8.410 kg.	LEBLEBİ KALBURALTI	3.800 kg.	LEBLEBİ KALBURALTI	7.100 kg.
LEBLEBİ UNU	-	LEBLEBİ UNU	-	LEBLEBİ UNU	-
<u>TOPLAM</u>	109.960 kg.	<u>TOPLAM</u>	90.444 kg.	<u>TOPLAM</u>	81.026 kg.

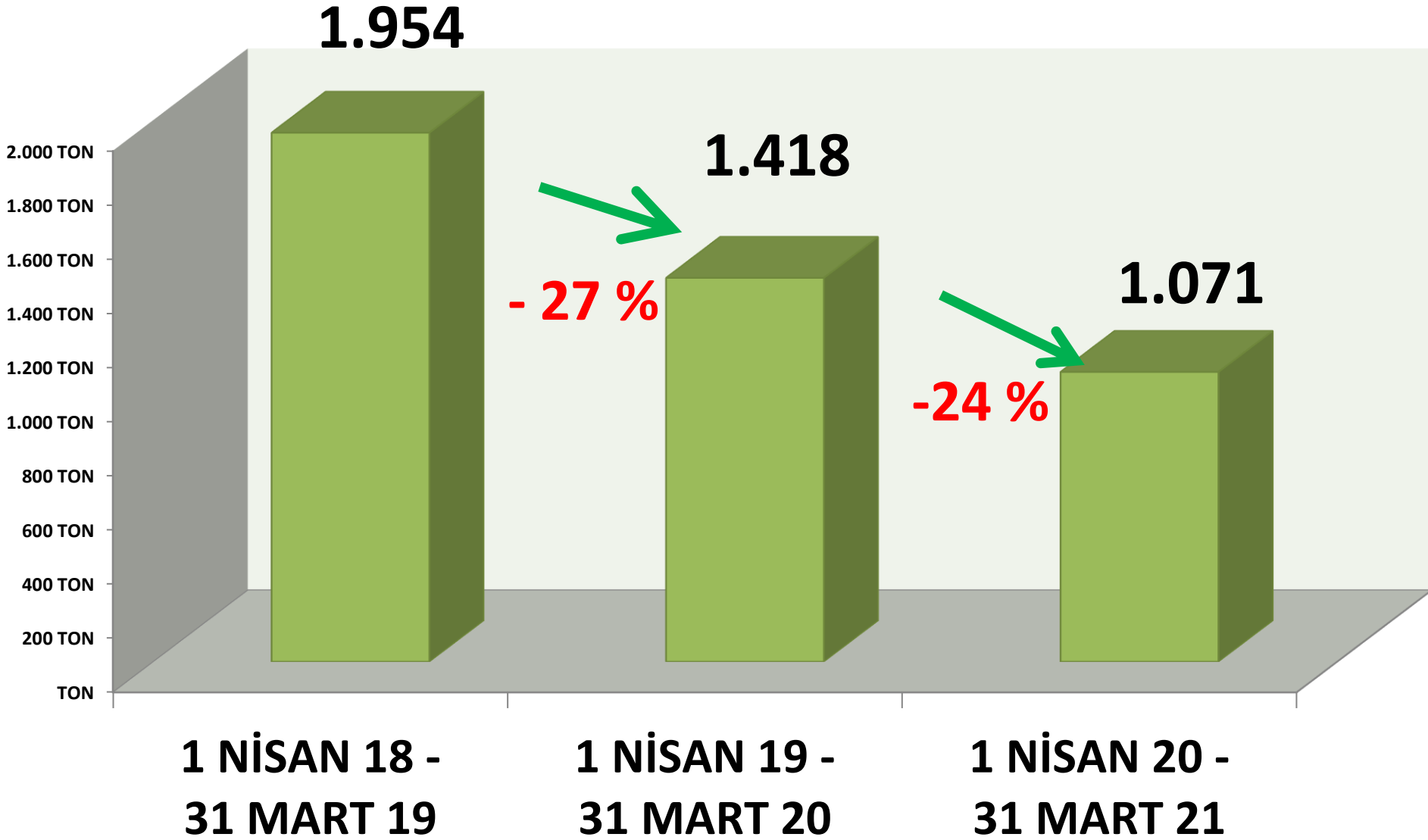
Leblebi İhracat (Ton)





AYLIK LEBLEBİ İHRACAT MİKTARI ORANLARI

YILLIK TOPLAM LEBLEBİ İHRACAT MİKTARI (TON)



AYÇEKİRDEĞİ

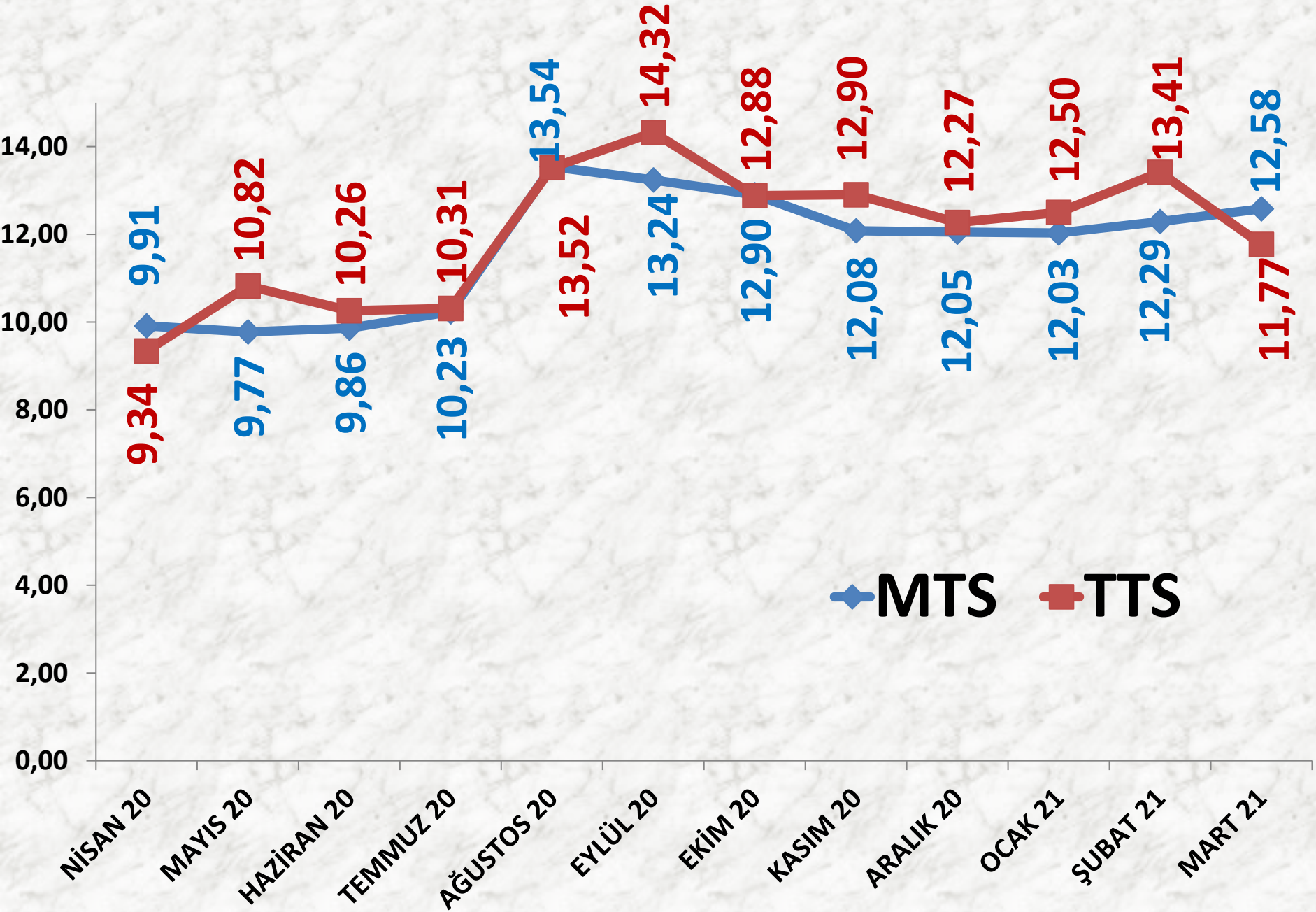
İŞLEM MİKTARI (TON)	2019 MART	2020 MART		2021 MART	
MTS	1417 TON	-82%	255 TON	483%	1485 TON
TTS	1479 TON	-3%	1440 TON	2%	1462 TON

EN AZ FİYAT	2019 MART	2020 MART		2021 MART	
MTS	3,50 TL	93%	6,74 TL	34%	9,00 TL
TTS	4,00 TL	56%	6,25 TL	24%	7,75 TL

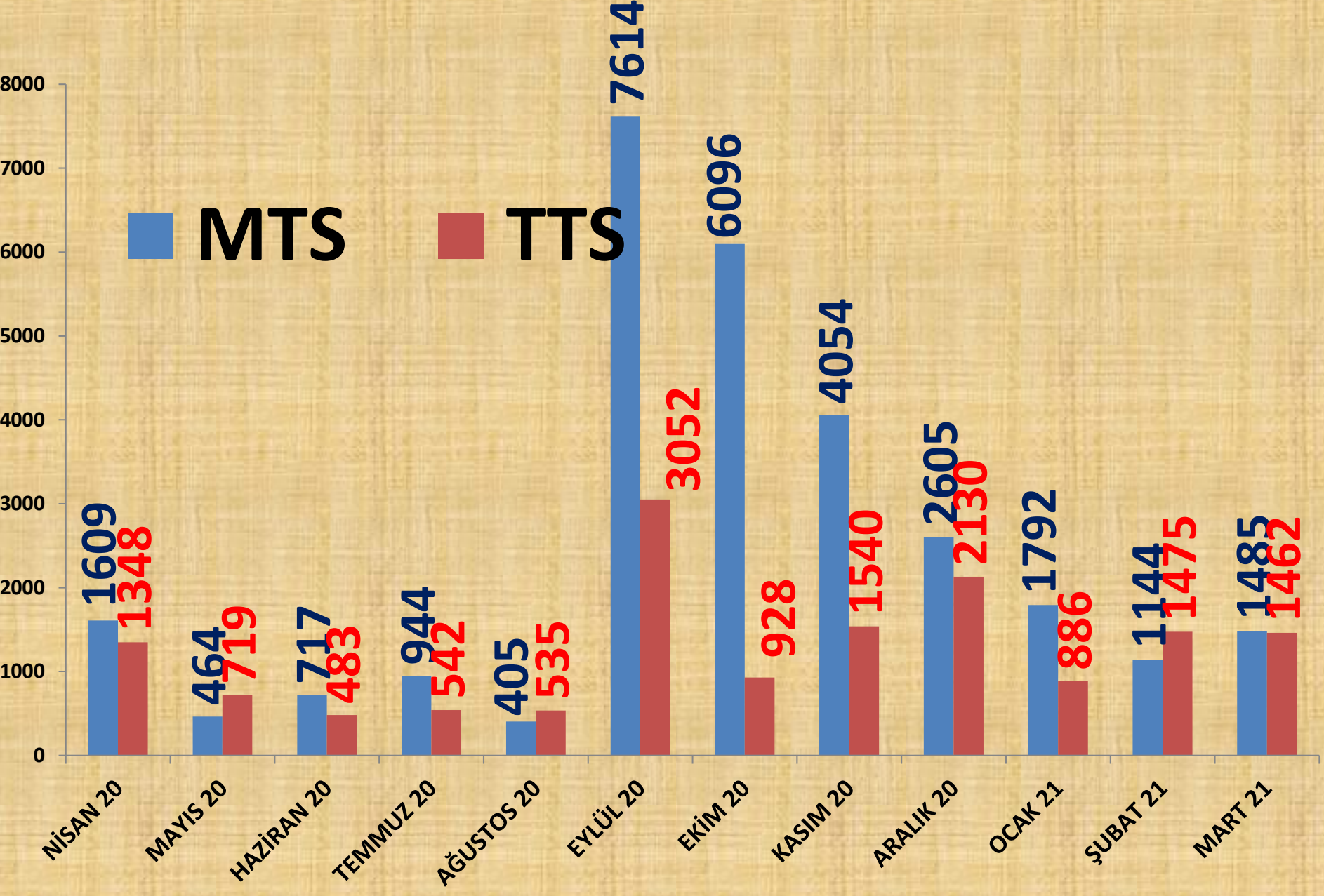
EN ÇOK FİYAT	2019 MART	2020 MART		2021 MART	
MTS	6,00 TL	71%	10,23 TL	51%	15,49 TL
TTS	6,63 TL	110%	13,93 TL	16%	16,15 TL

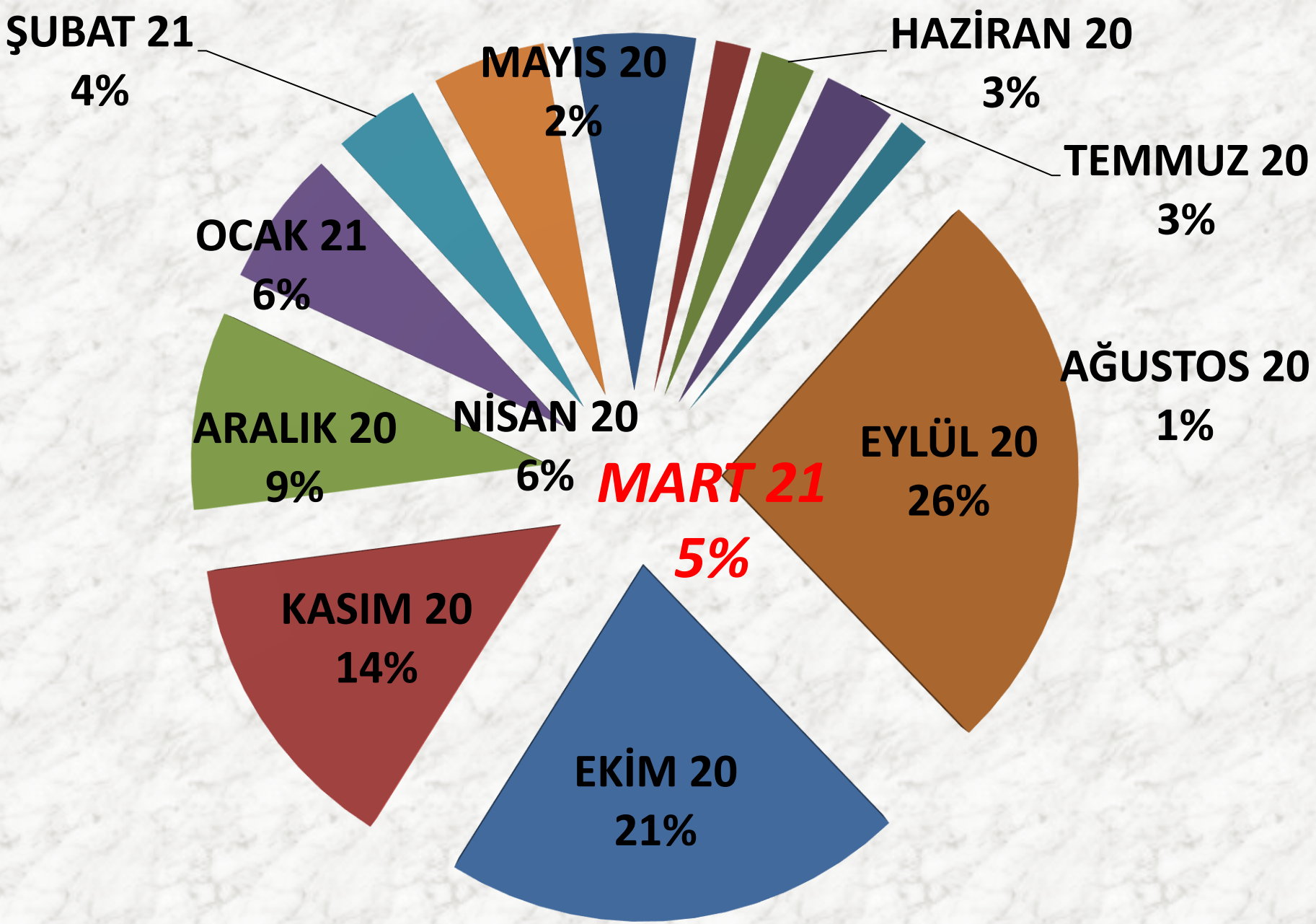
ORT. FİYAT	2019 MART	2020 MART		2021 MART	
MTS	4,86 TL	87%	9,11 TL	38%	12,58 TL
TTS	5,25 TL	91%	10,05 TL	17%	11,77 TL

AYLIK AYÇİÇEĞİ FİYAT TRENDİ (TL)



AYLIK AYÇİÇEĞİ İŞLEM MİKTARI (TON)

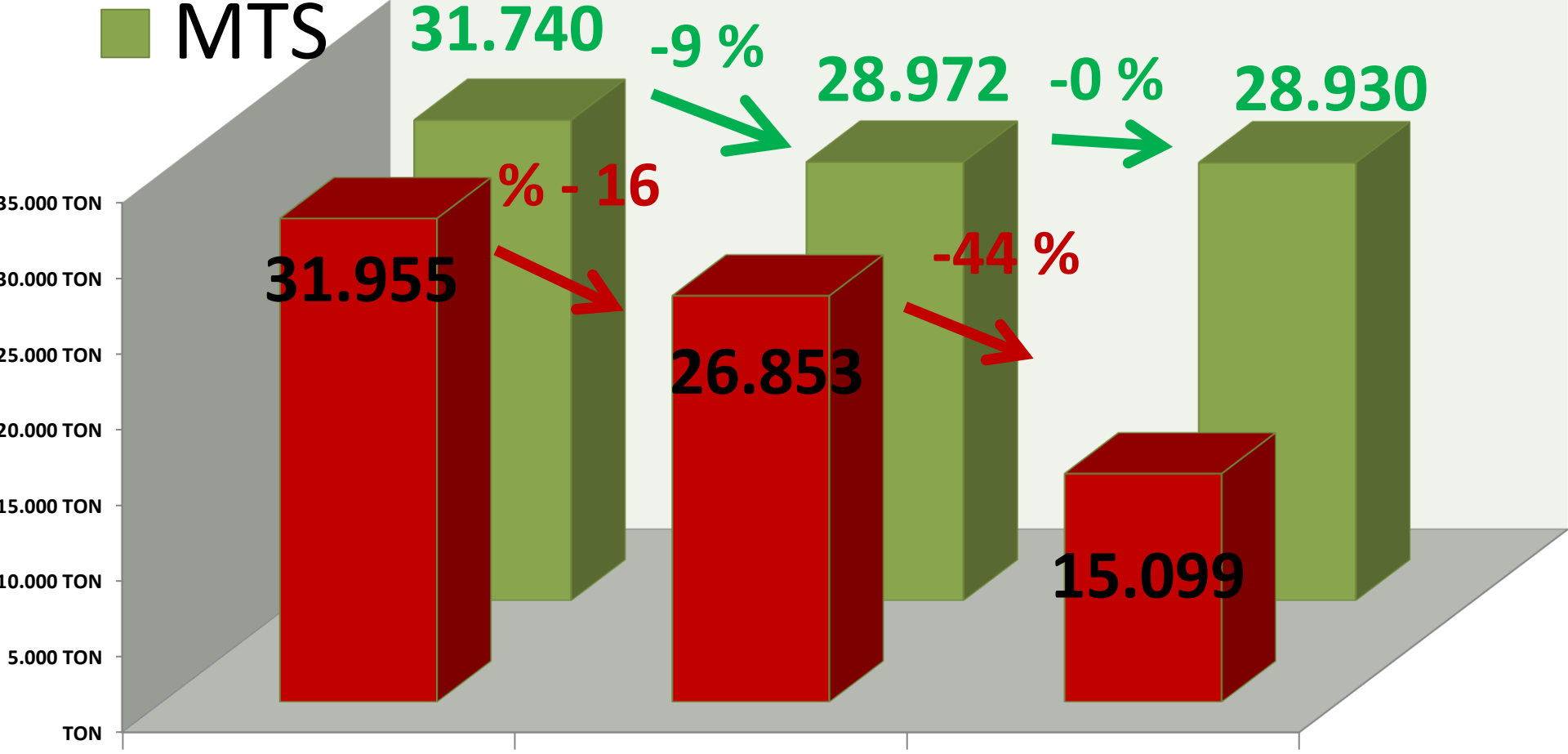




AYLIK AYÇİÇEĞİ MTS İŞLEM MİKTARI ORANLARI

TTS YILLIK TOPLAM AYÇİÇEĞİ İŞLEM MİKTARI (TON)

■ MTS

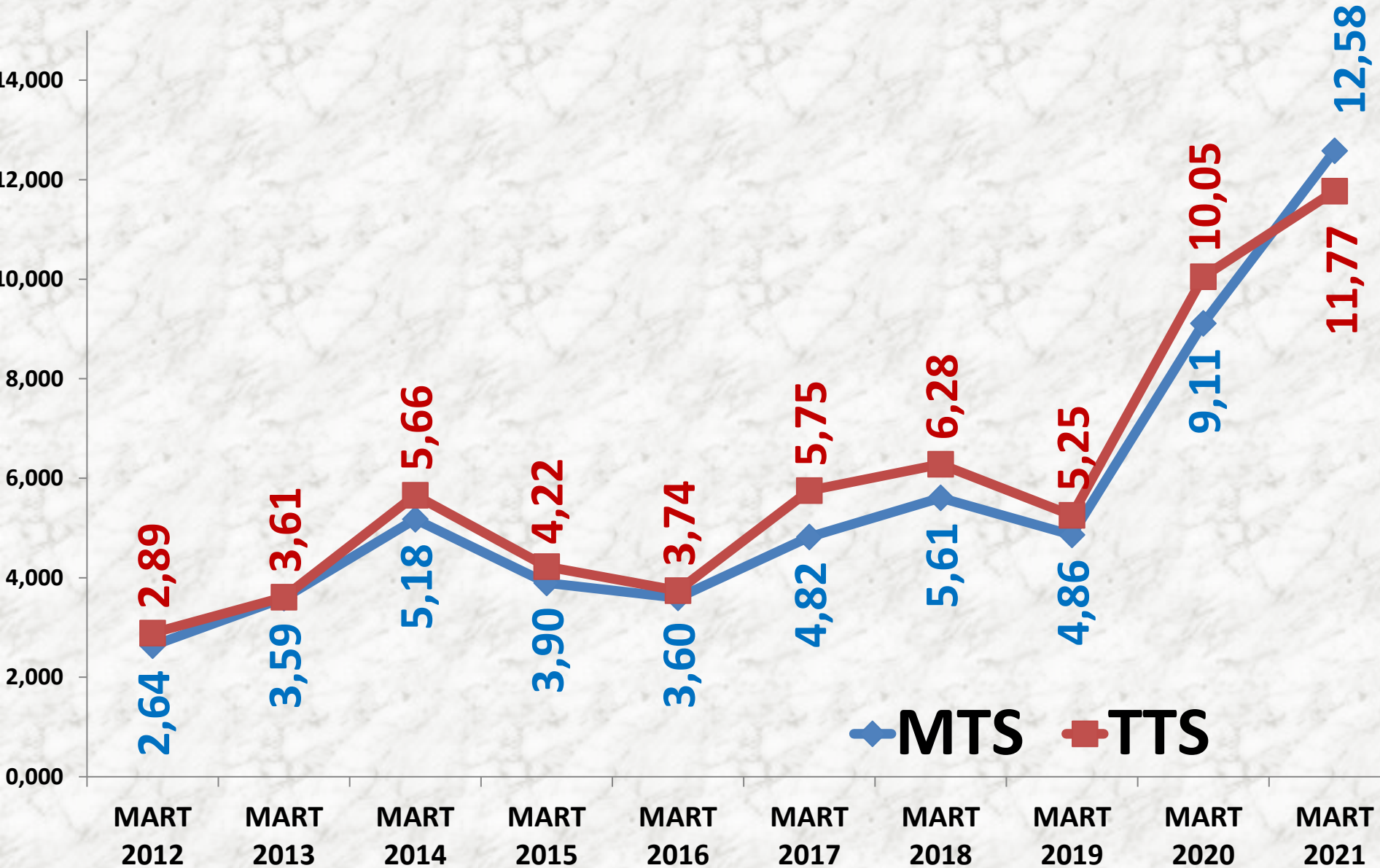


1 NİSAN 18 -
31 MART 19

1 NİSAN 19 -
31 MART 20

1 NİSAN 20 -
31 MART 21

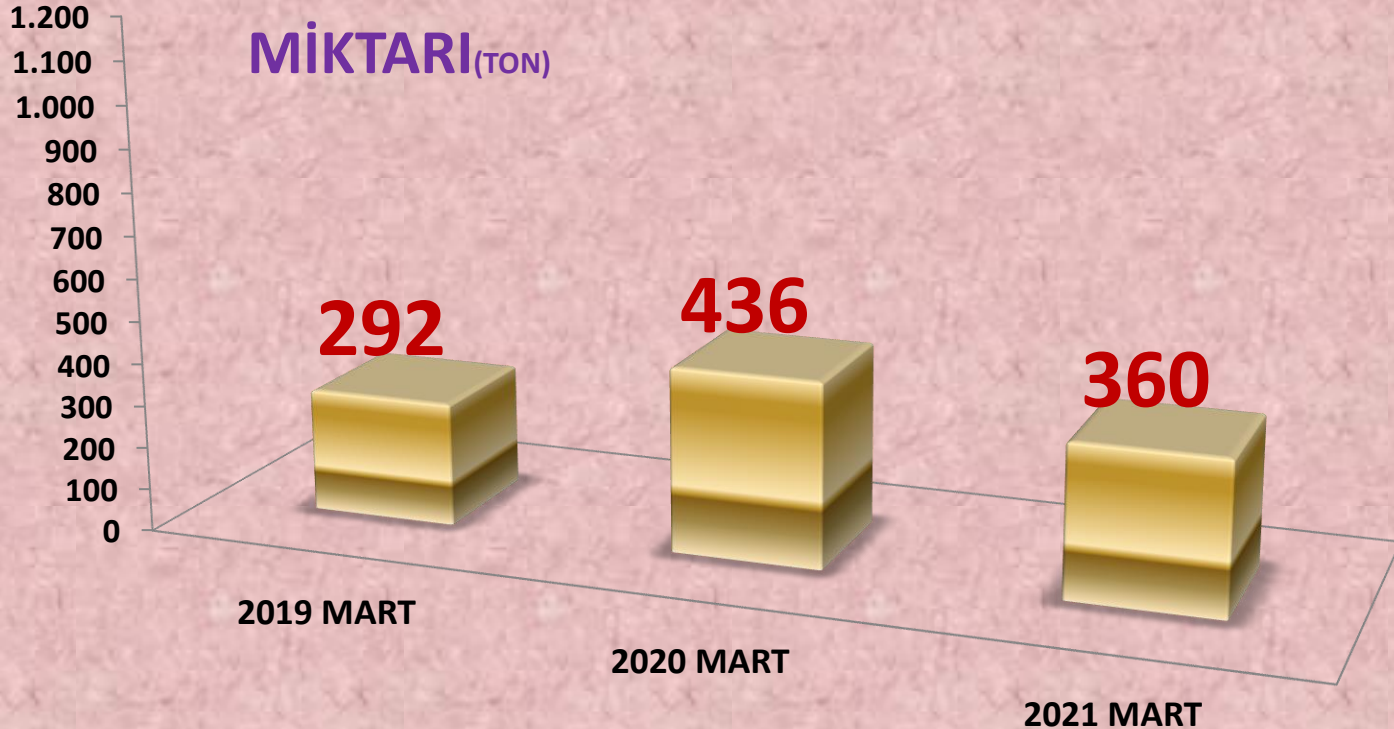
MART AYLARI AYÇİÇEĞİ FİYAT ORT. (TL)



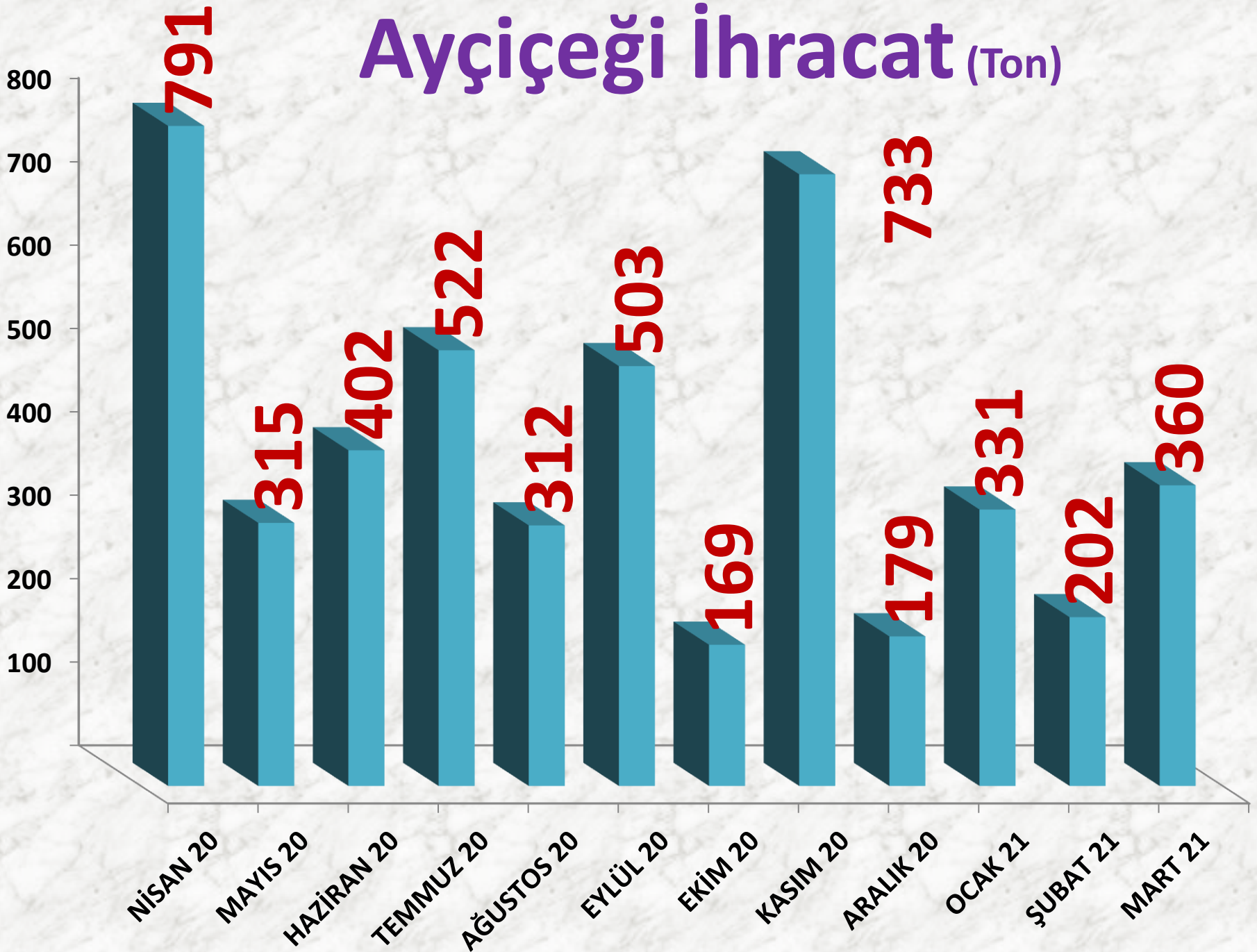
AYÇEKİRDEĞİ İHRACATI

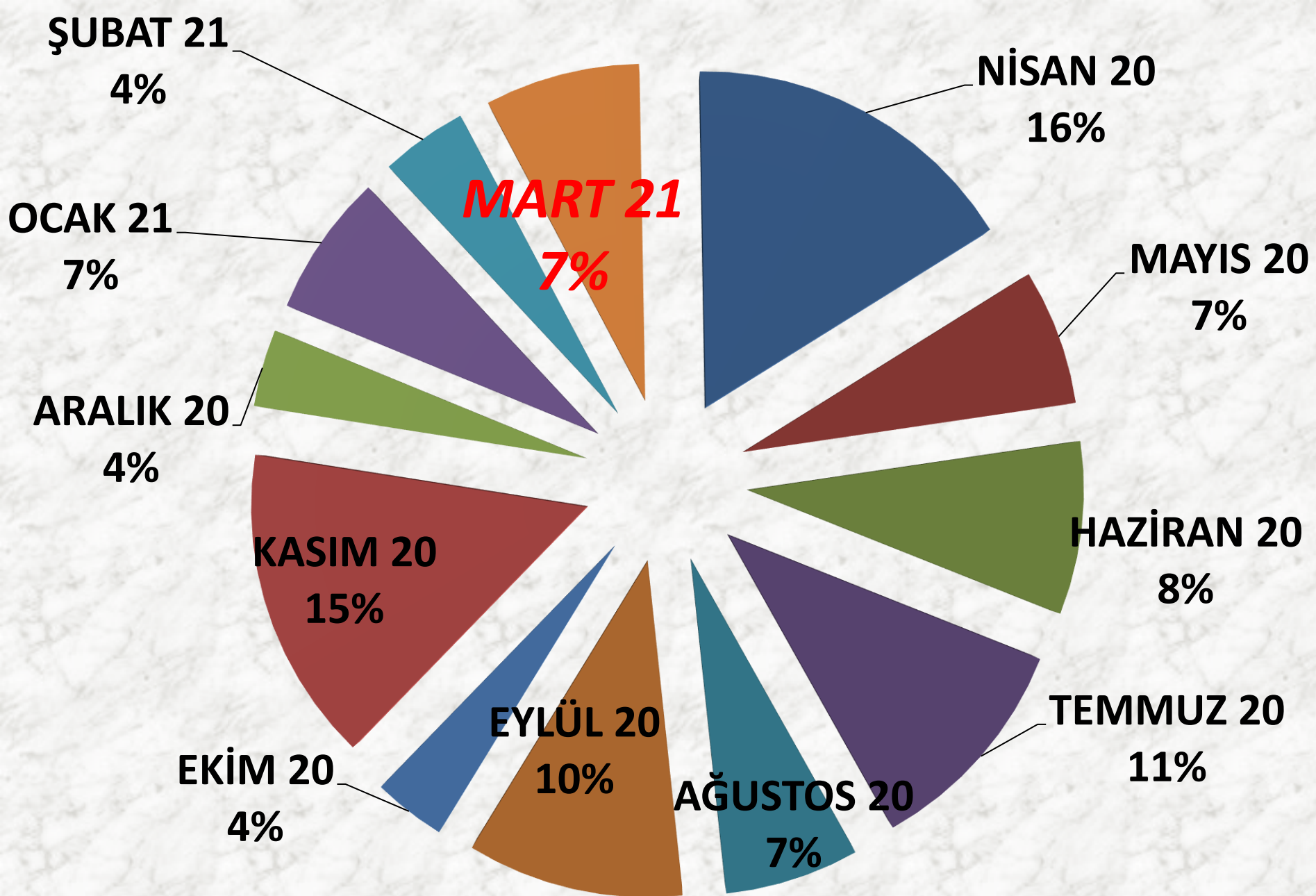
İŞLEM HACMİ TON	2019 MART	2020 MART	2021 MART
TTS	292 TON	436 TON	360 TON

AYÇEKİRDEĞİ İHRACAT MİKTARI (TON)



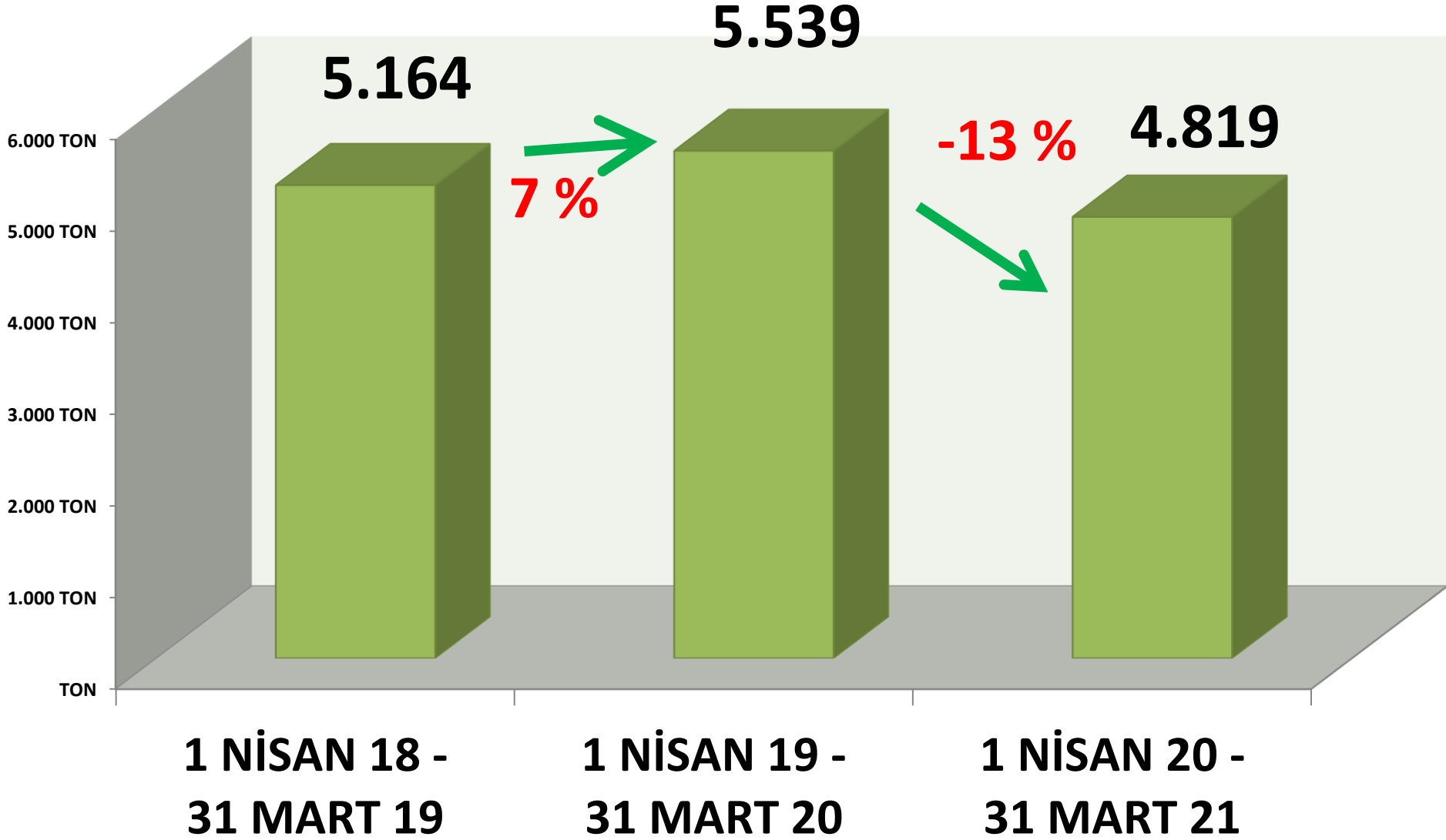
Ayçiçeği İhracat (Ton)





Aylık Ayçiçeği İhracat Miktarı Oranları

YILLIK TOPLAM AYÇIĞEĞİ İHRACAT MİKTARI (TON)



SÜT

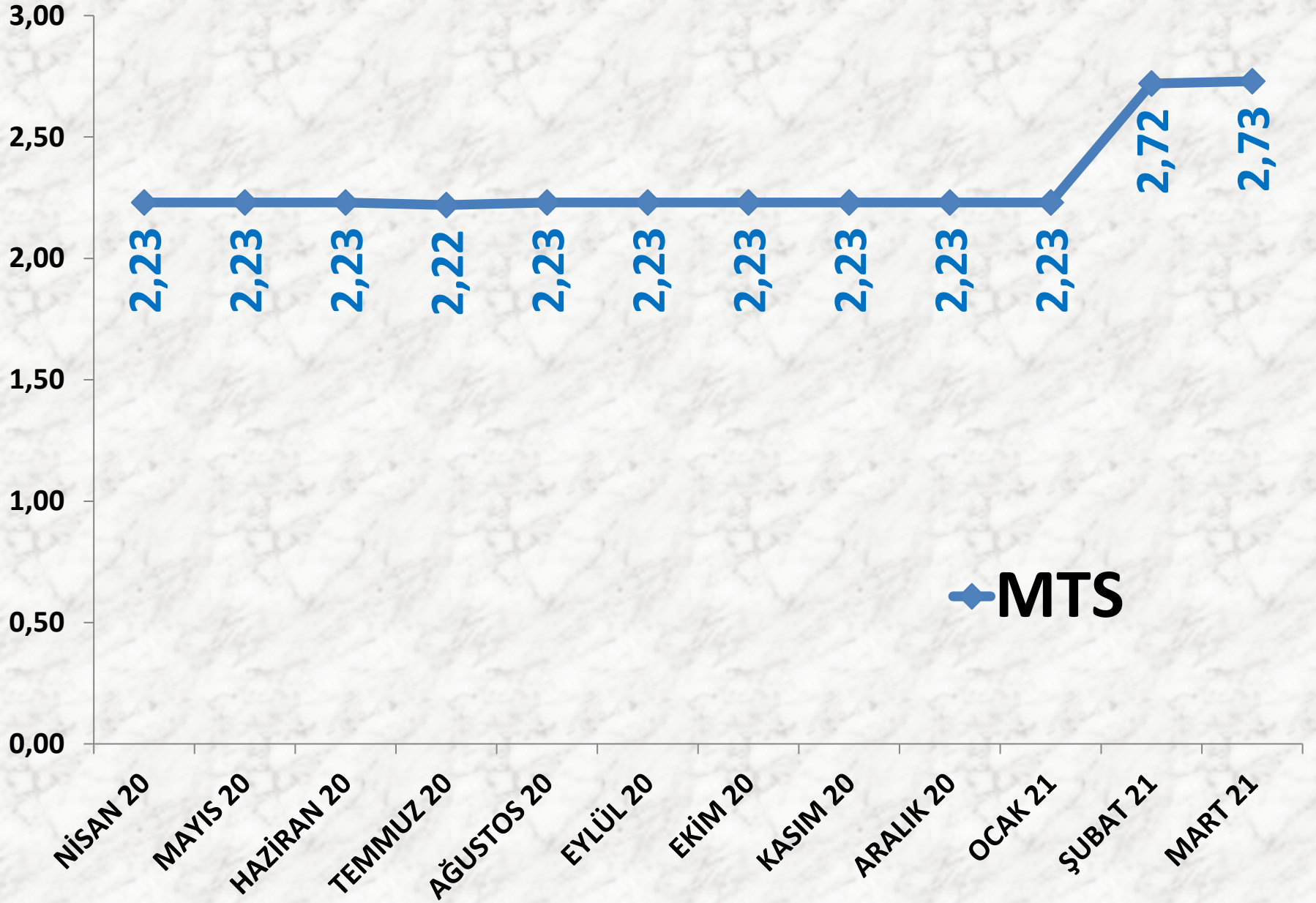
İŞLEM MİKTARI (M ³)	2019 MART	2020 MART		2021 MART	
	MTS	26.738 M ³	9%	29.186 M ³	0%

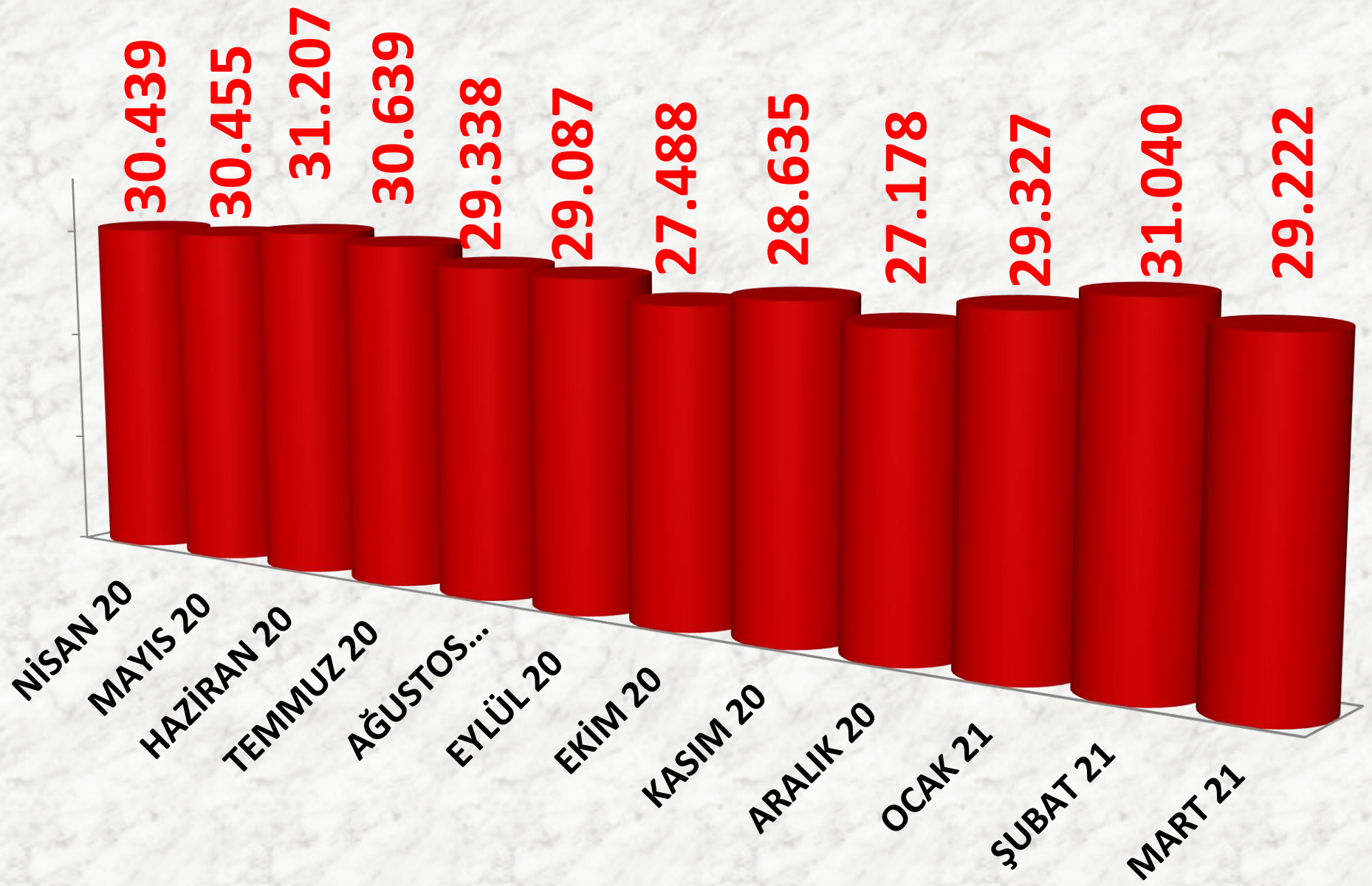
EN AZ FİYAT	2019 MART	2020 MART		2021 MART	
	MTS	1,40 TL	43%	2,00 TL	25%

EN ÇOK FİYAT	2019 MART	2020 MART		2021 MART	
	MTS	1,80 TL	34%	2,41 TL	32%

ORTALAMA FİYAT	2019 MART	2020 MART		2021 MART	
	MTS	1,62 TL	38%	2,23 TL	22%

AYLIK İNEK SÜTÜ FİYAT TRENDİ (TL)

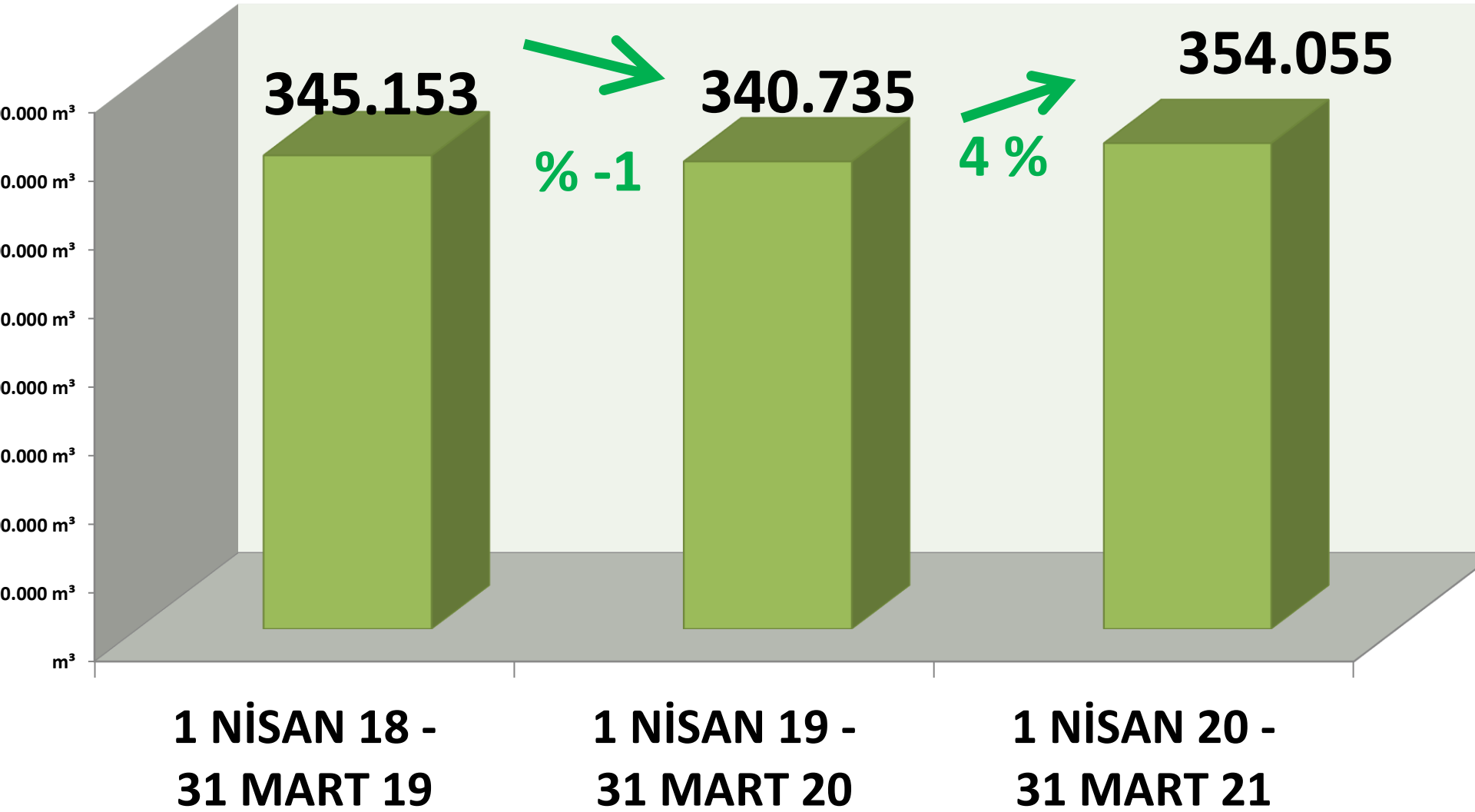




AYLIK SÜT İŞLEM MİKTARI (M³)

YILLIK TOPLAM İNEK SÜTÜ İŞLEM MİKTARI (M³)

■ MTS



BEYAZ HAŞHAŞ

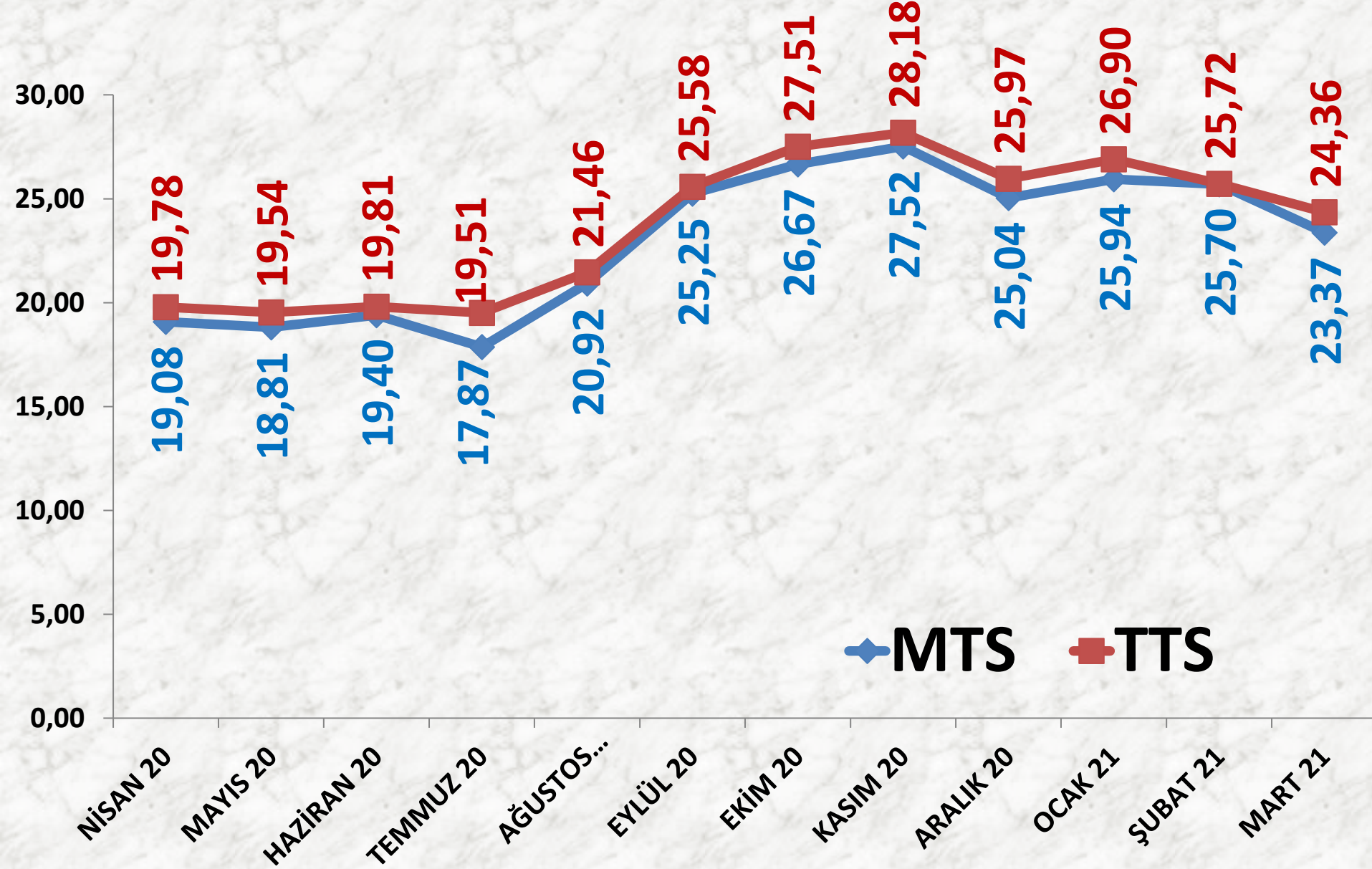
İŞLEM MİKTARI (TON)	2019 MART		2020 MART		2021 MART
<i>MTS</i>	632 TON	-76%	154 TON	27%	195 TON
<i>TTS</i>	470 TON	-67%	157 TON	8%	169 TON

EN AZ FİYAT	2019 MART		2020 MART		2021 MART
MTS	15,50 TL	6%	16,50 TL	24%	20,41 TL
TTS	16,00 TL	20%	19,20 TL	22%	23,50 TL

EN ÇOK FİYAT	2019 MART		2020 MART		2021 MART
MTS	18,00 TL	10%	19,80 TL	26%	25,00 TL
TTS	23,00 TL	22%	28,00 TL	8%	30,30 TL

ORT. FİYAT	2019 MART		2020 MART		2021 MART
MTS	17,07 TL	15%	19,62 TL	19%	23,37 TL
TTS	17,91 TL	9%	19,59 TL	24%	24,36 TL

AYLIK B. HAŞHAŞ FİYAT TRENDİ (TL)

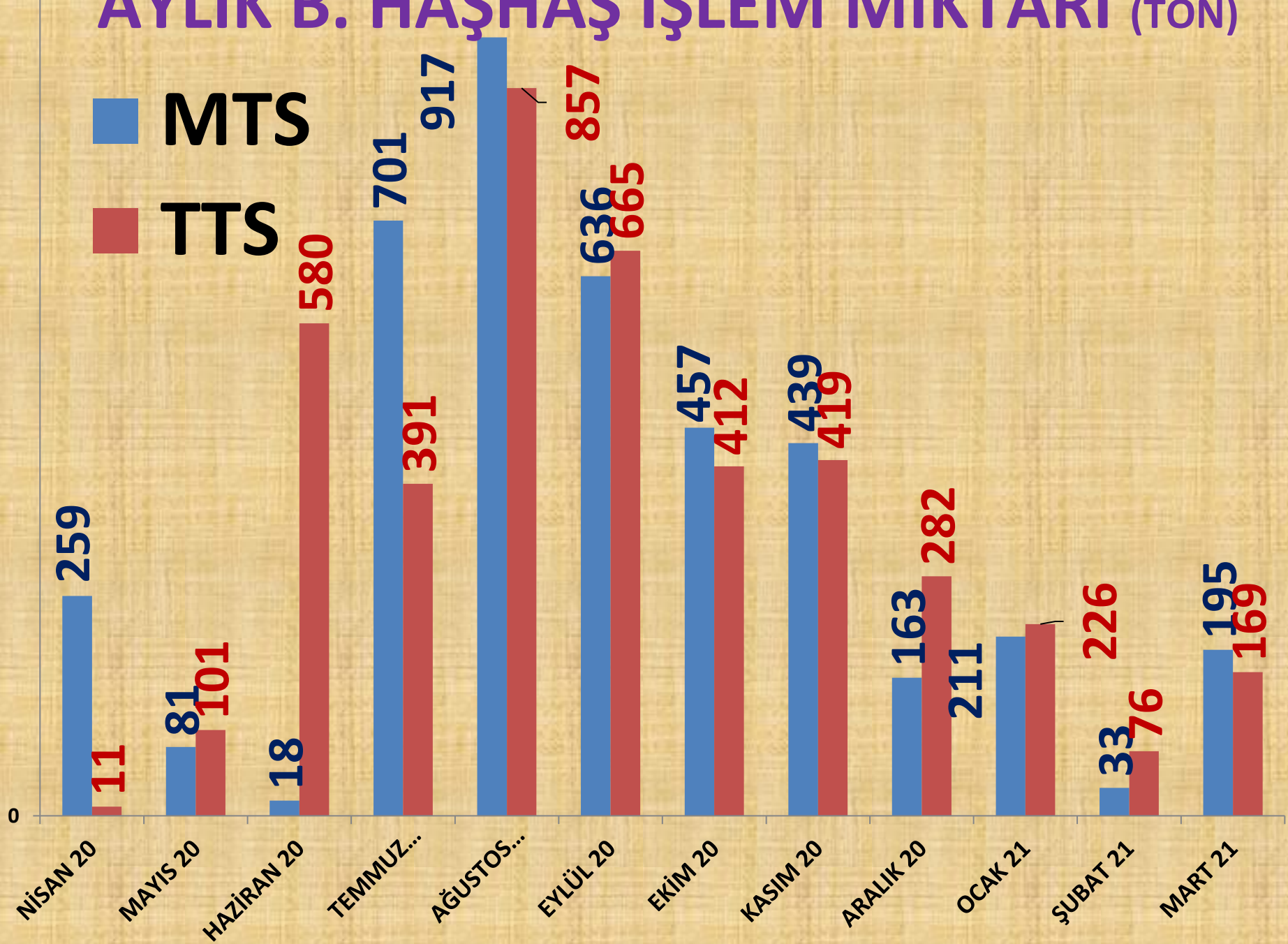


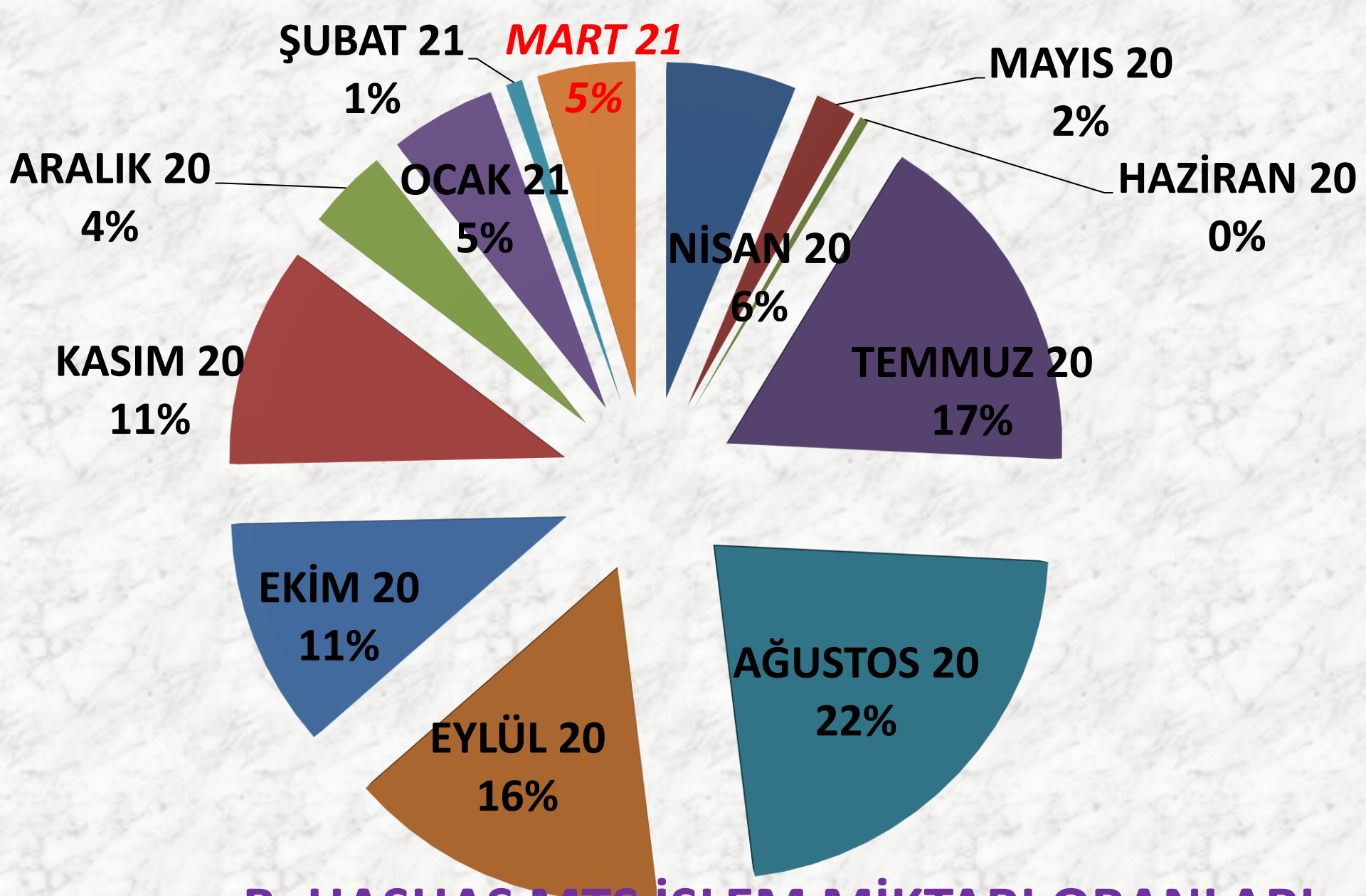
1000

AYLIK B. HAŞHAŞ İŞLEM MİKTARI (TON)

■ MTS

■ TTS

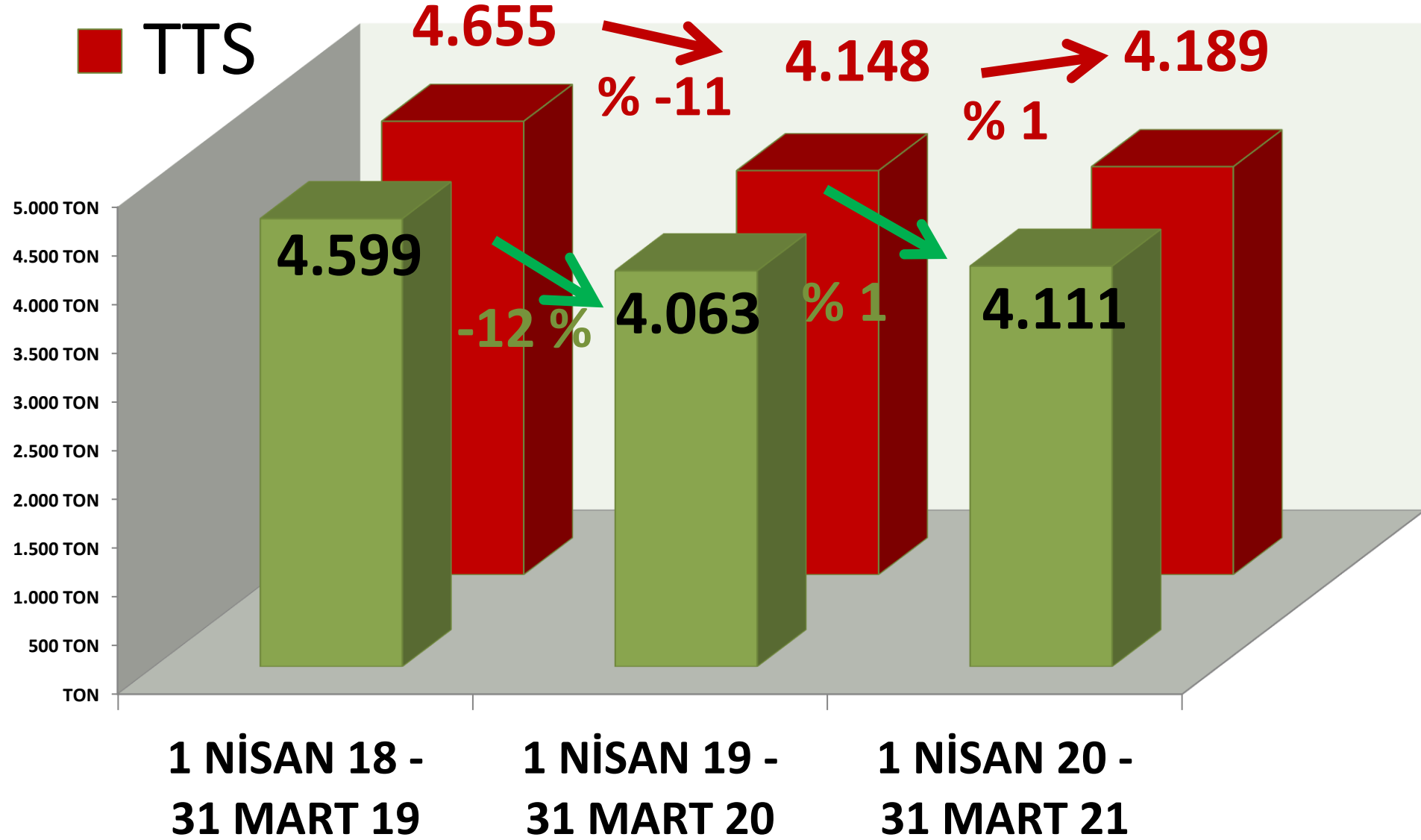




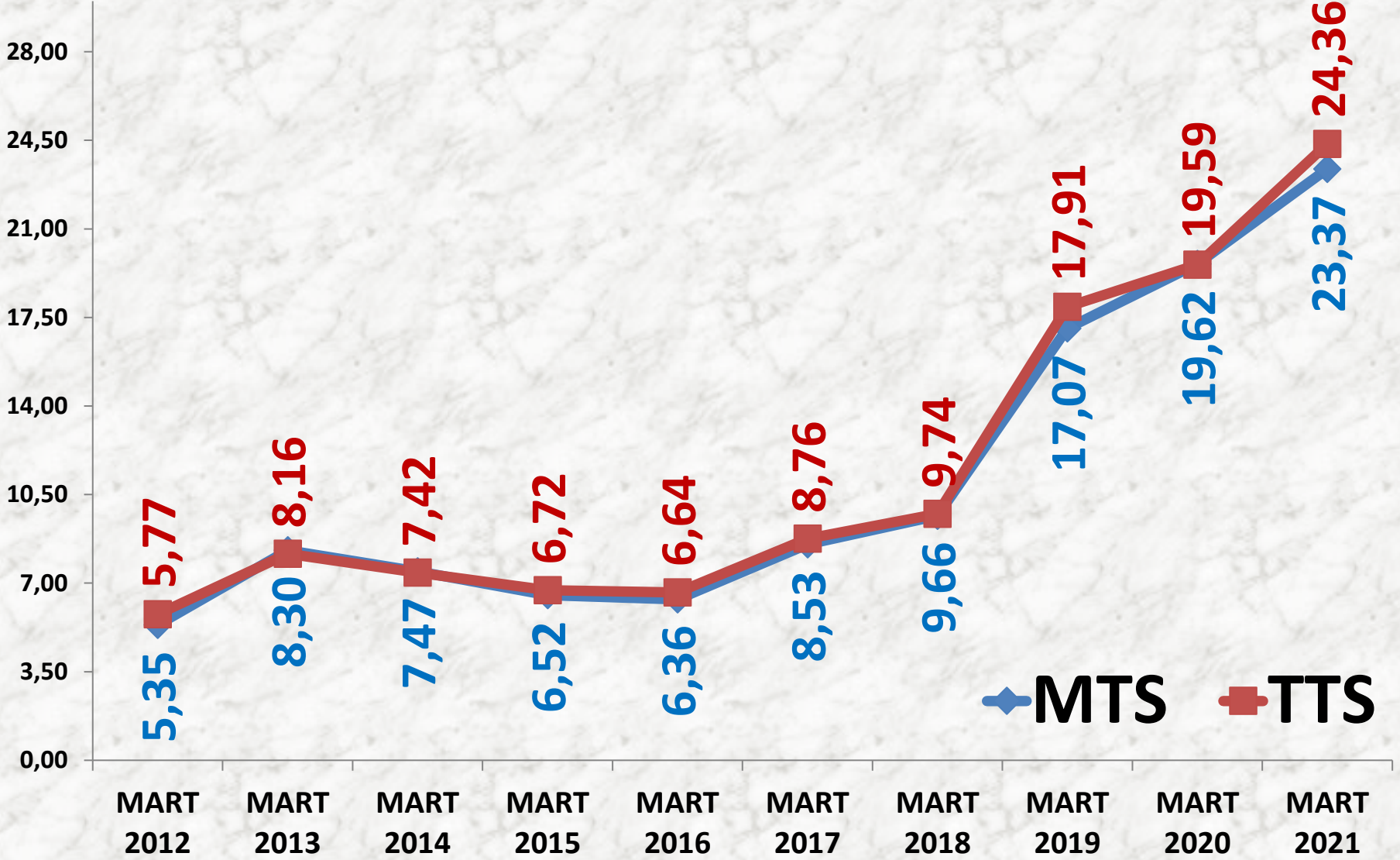
B. HAŞHAŞ MTS İŞLEM MİKTARI ORANLARI

MTS YILLIK TOPLAM B. HAŞHAŞ İŞLEM MİKTARI (TON)

■ TTS



MART AYLARI B. HAŞHAŞ FİYAT TRENDİ (TL)



MAVİ HAŞHAŞ

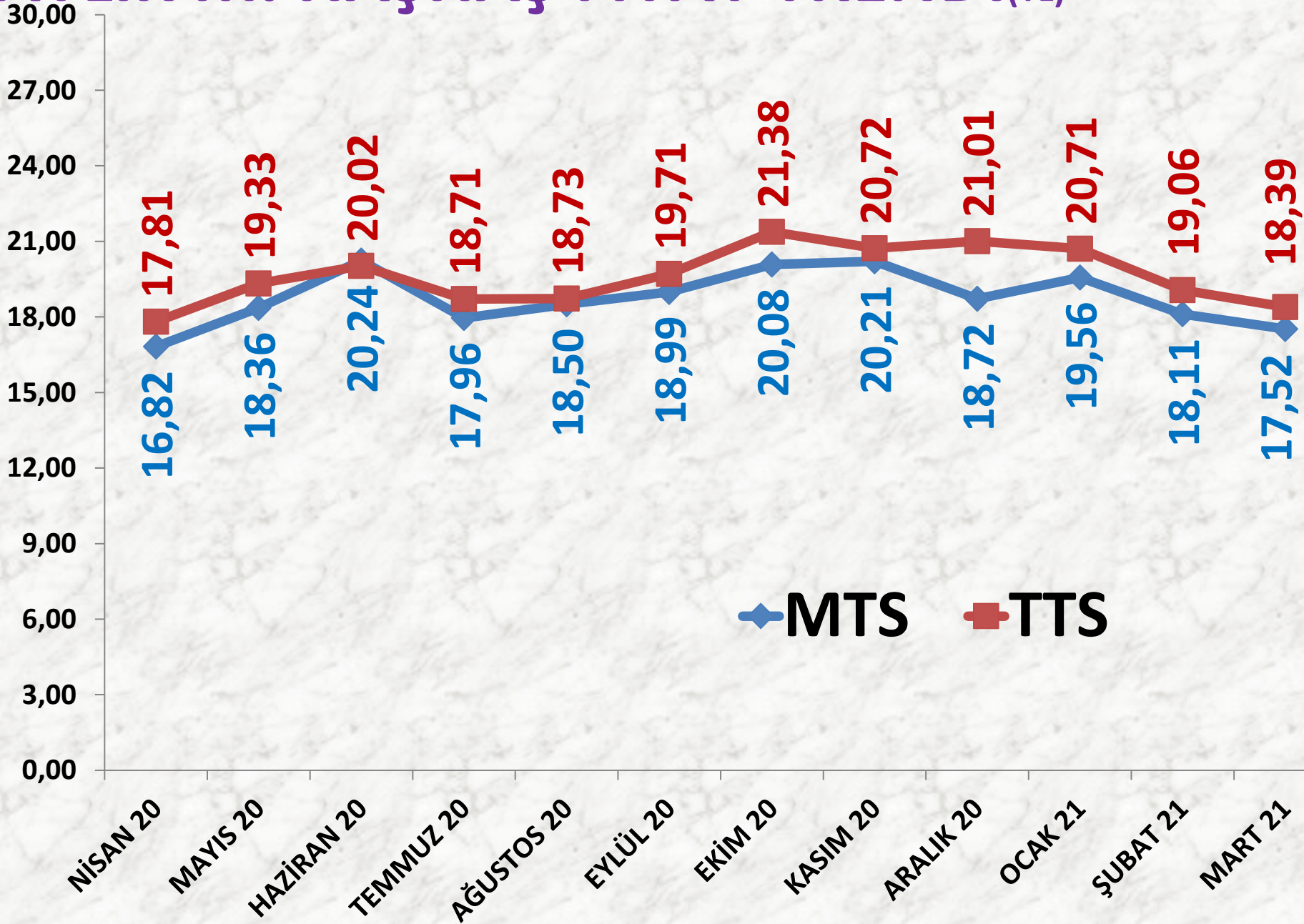
İŞLEM MİKTARI (TON)	2019 MART	2020 MART		2021 MART	
MTS	2 TON	5654%	121 TON	137%	286 TON
TTS	13 TON	1584%	223 TON	-10%	202 TON

EN AZ FİYAT	2019 MART	2020 MART		2021 MART	
MTS	24,90 TL	-33%	16,70 TL	2%	17,00 TL
TTS	23,00 TL	-29%	16,30 TL	9%	17,80 TL

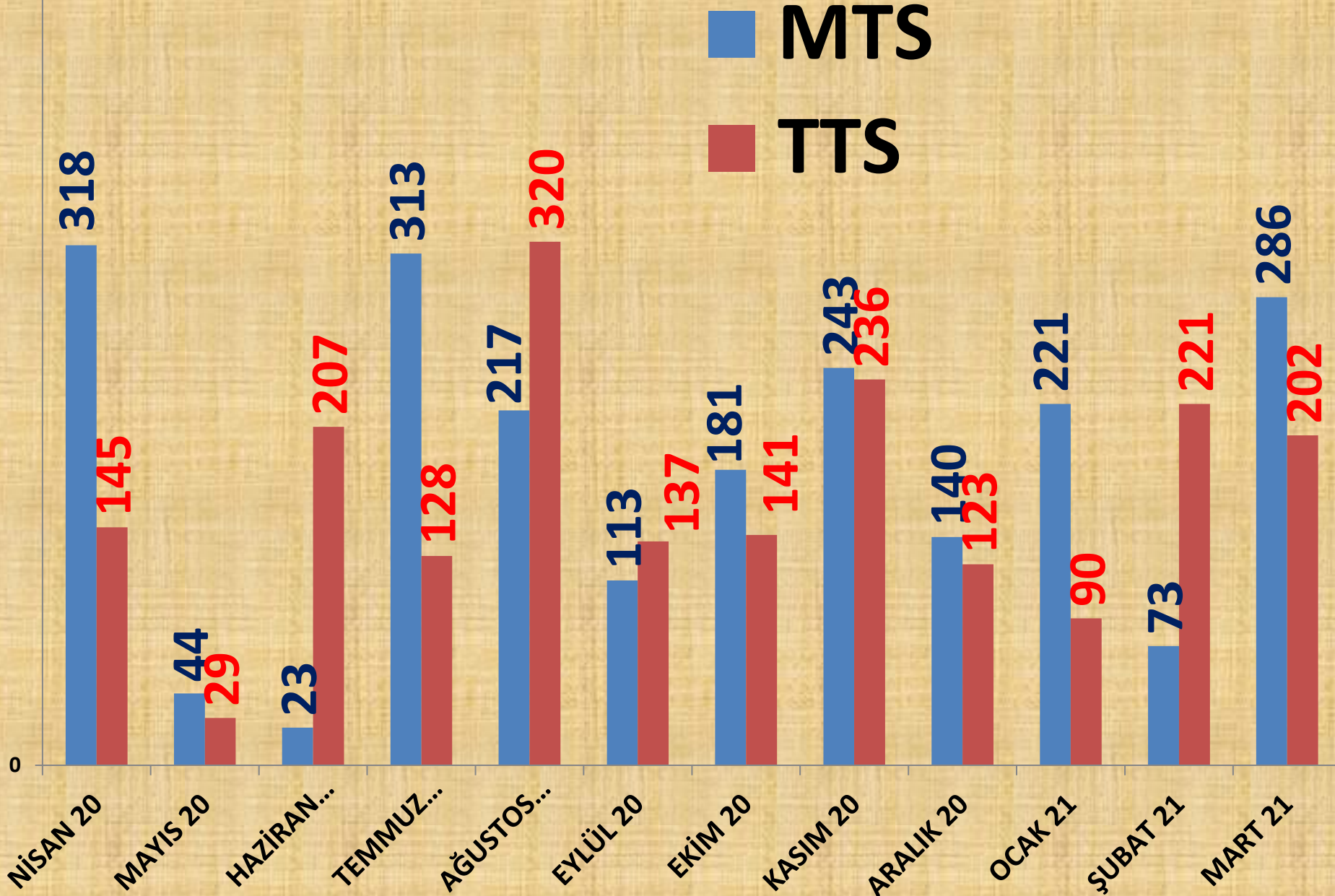
EN ÇOK FİYAT	2019 MART	2020 MART		2021 MART	
MTS	25,10 TL	-6%	23,50 TL	-17%	19,55 TL
TTS	30,00 TL	-18%	24,50 TL	12%	27,50 TL

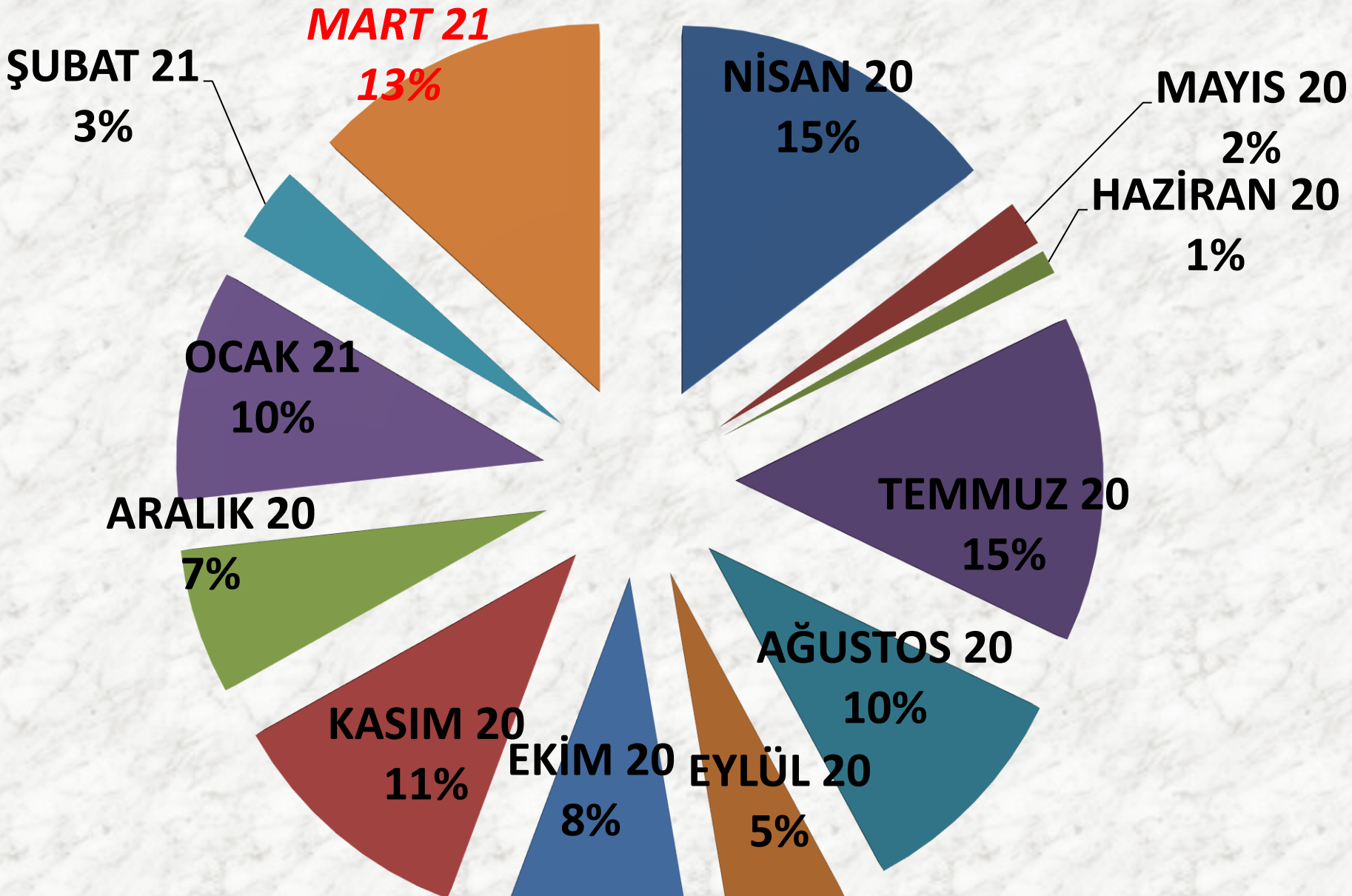
ORT. FİYAT	2019 MART	2020 MART		2021 MART	
MTS	24,99 TL	-31%	17,32 TL	1%	17,52 TL
TTS	24,65 TL	-31%	17,07 TL	8%	18,39 TL

AYLIK M. HAŞHAŞ FİYAT TRENDİ (TL)



AYLIK M. HAŞHAŞ İŞLEM MİKTARI (TON)



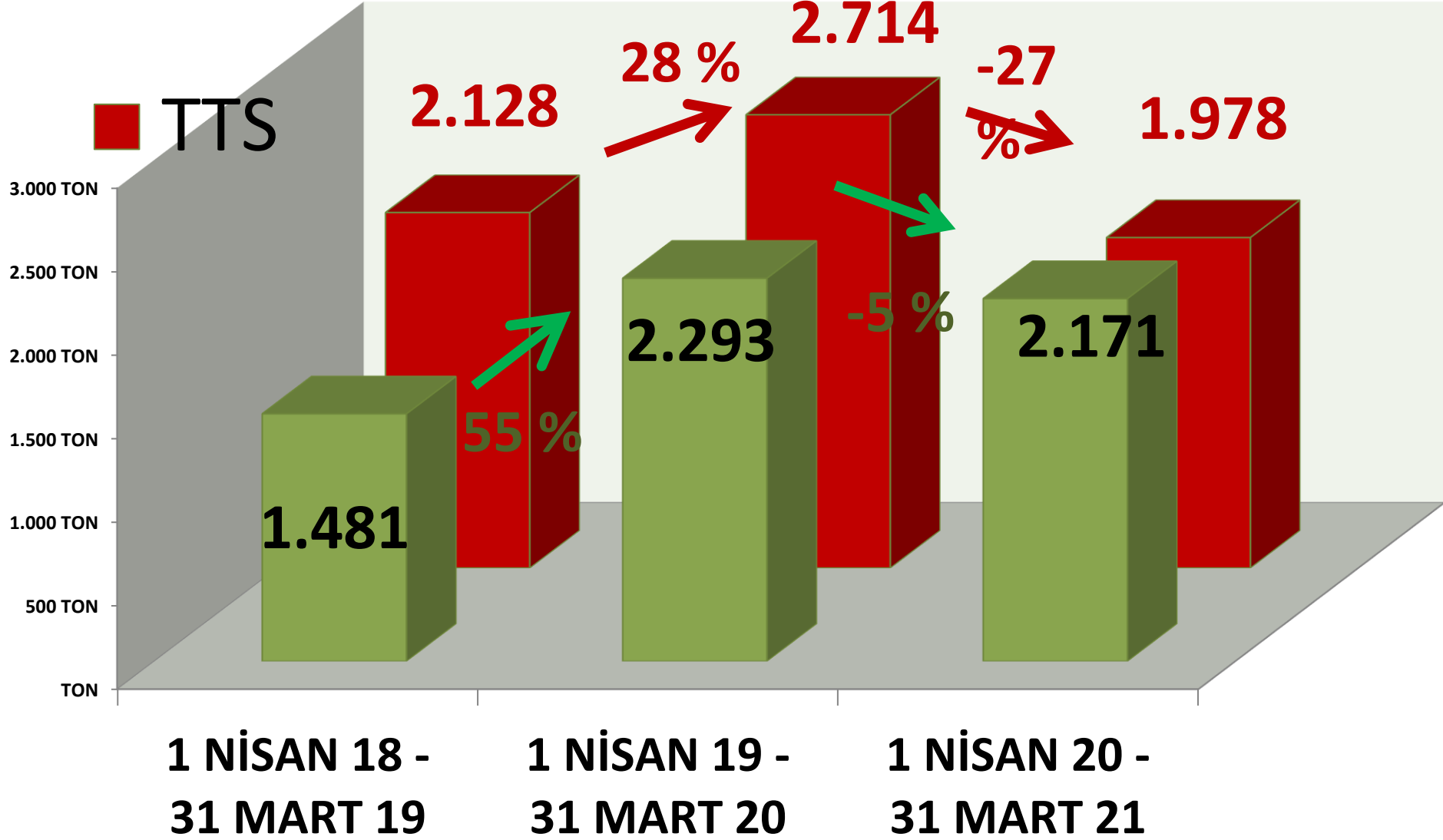


**M. HAŞHAŞ MTS İŞLEM MİKTARI
ORANLARI**

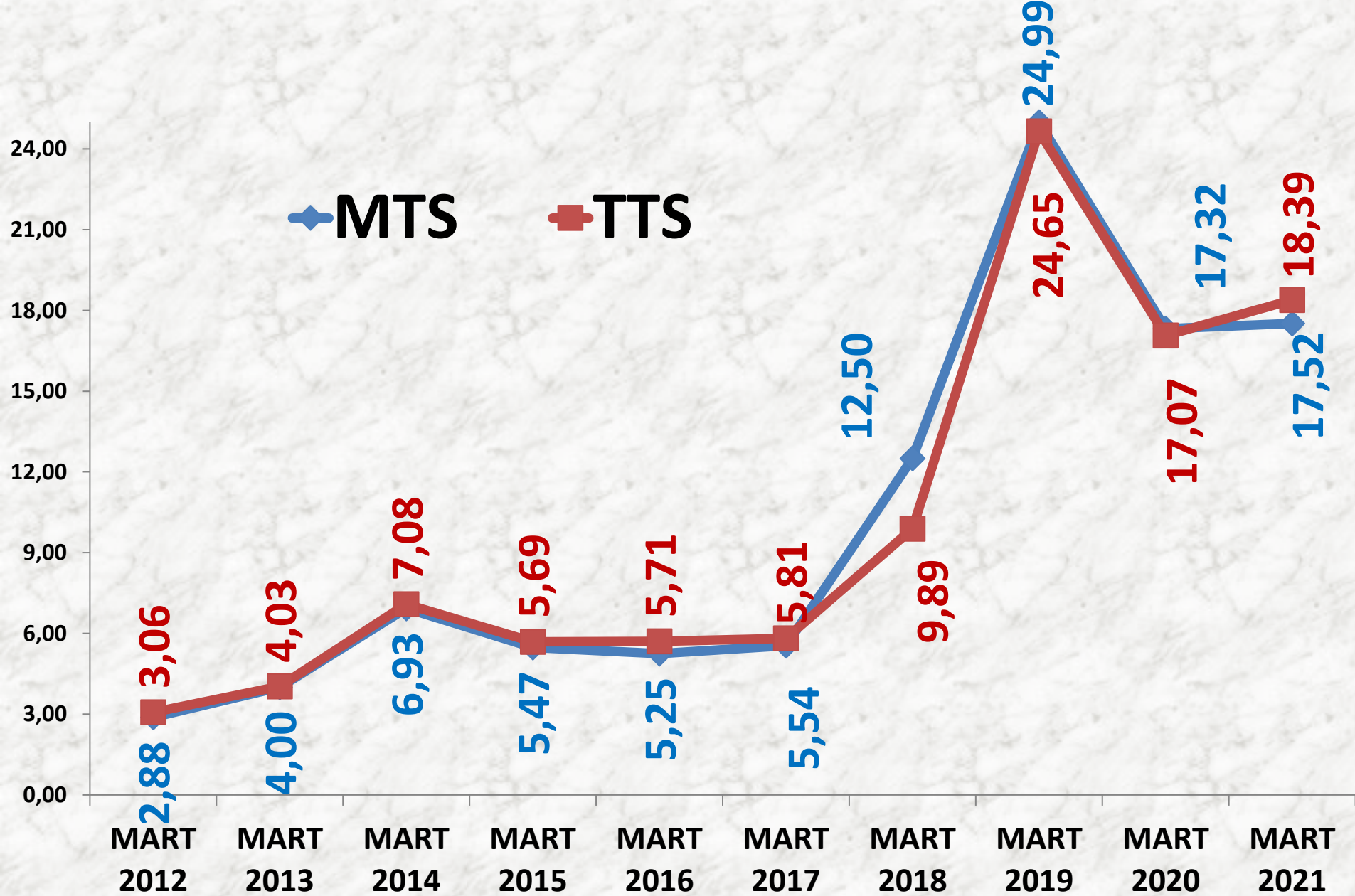
YILLIK TOPLAM M. HAŞHAŞ İŞLEM MİKTARI (TON)

■ MTS

■ TTS



MART AYLARI M. HAŞHAŞ FİYAT TRENDİ (TL)



KÜTLÜ PAMUK

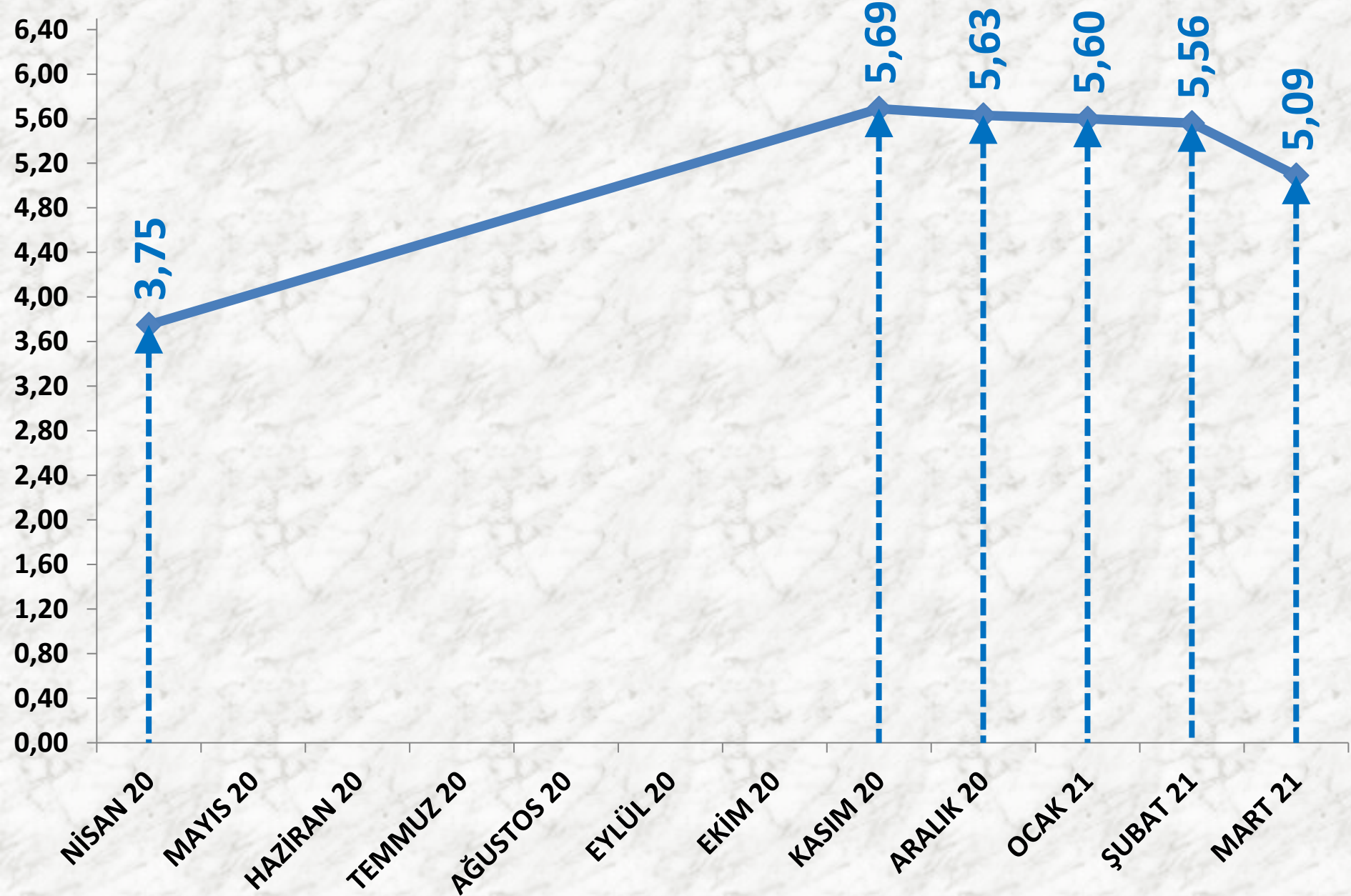
İŞLEM MİKTARI (TON)	2019 MART	2020 MART		2021 MART	
MTS	2139 TON	-44%	1191 TON	-76%	288 TON

EN AZ FİYAT	2019 MART	2020 MART		2021 MART	
MTS	2,50 TL	37%	3,42 TL	46%	5,00 TL

EN ÇOK FİYAT	2019 MART	2020 MART		2021 MART	
MTS	4,20 TL	-2%	4,11 TL	38%	5,69 TL

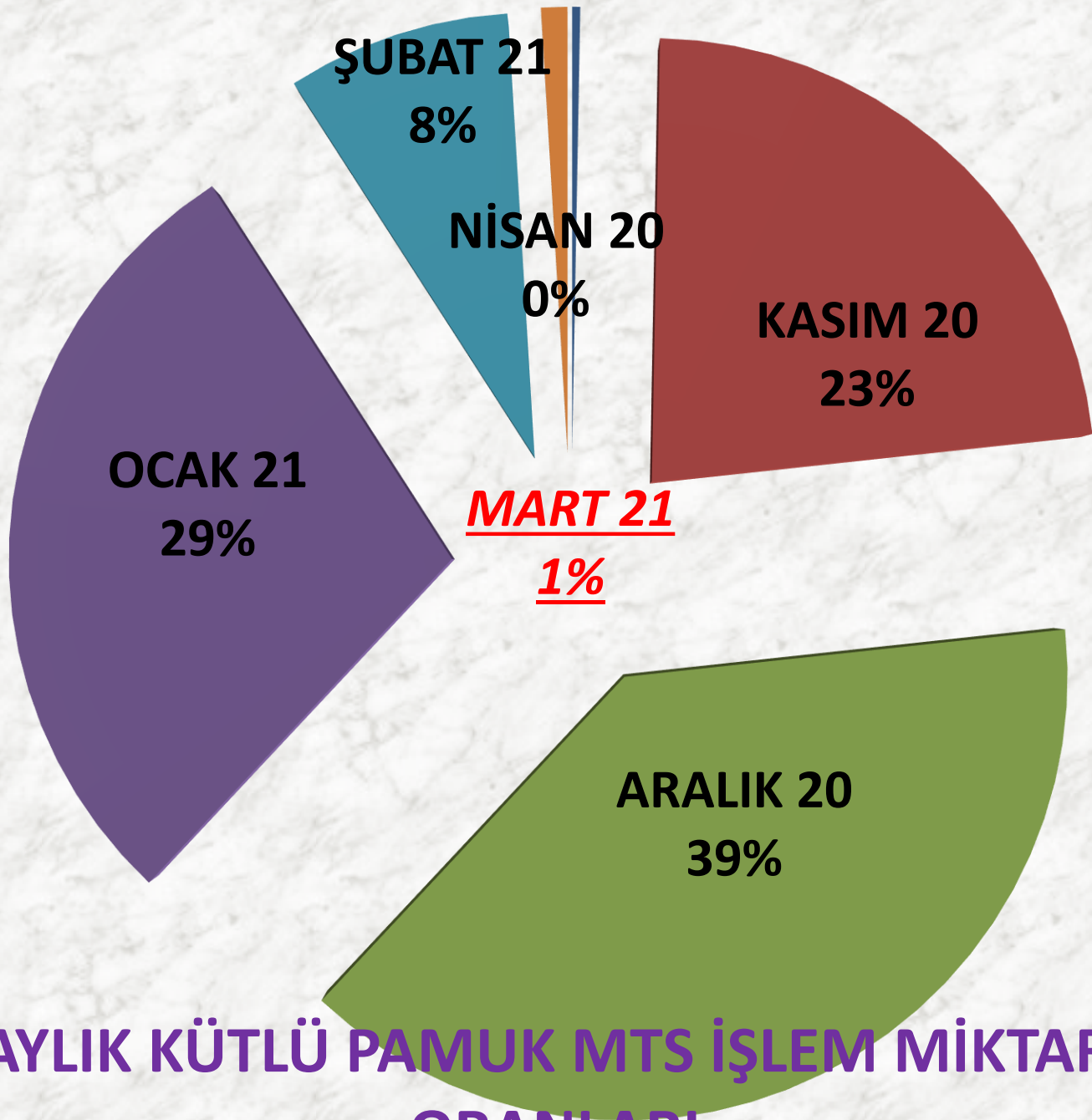
ORTALAMA FİYAT	2019 MART	2020 MART		2021 MART	
MTS	3,44 TL	12%	3,84 TL	33%	5,09 TL

AYLIK KÜTLÜ PAMUK FİYAT TRENDİ (TL)



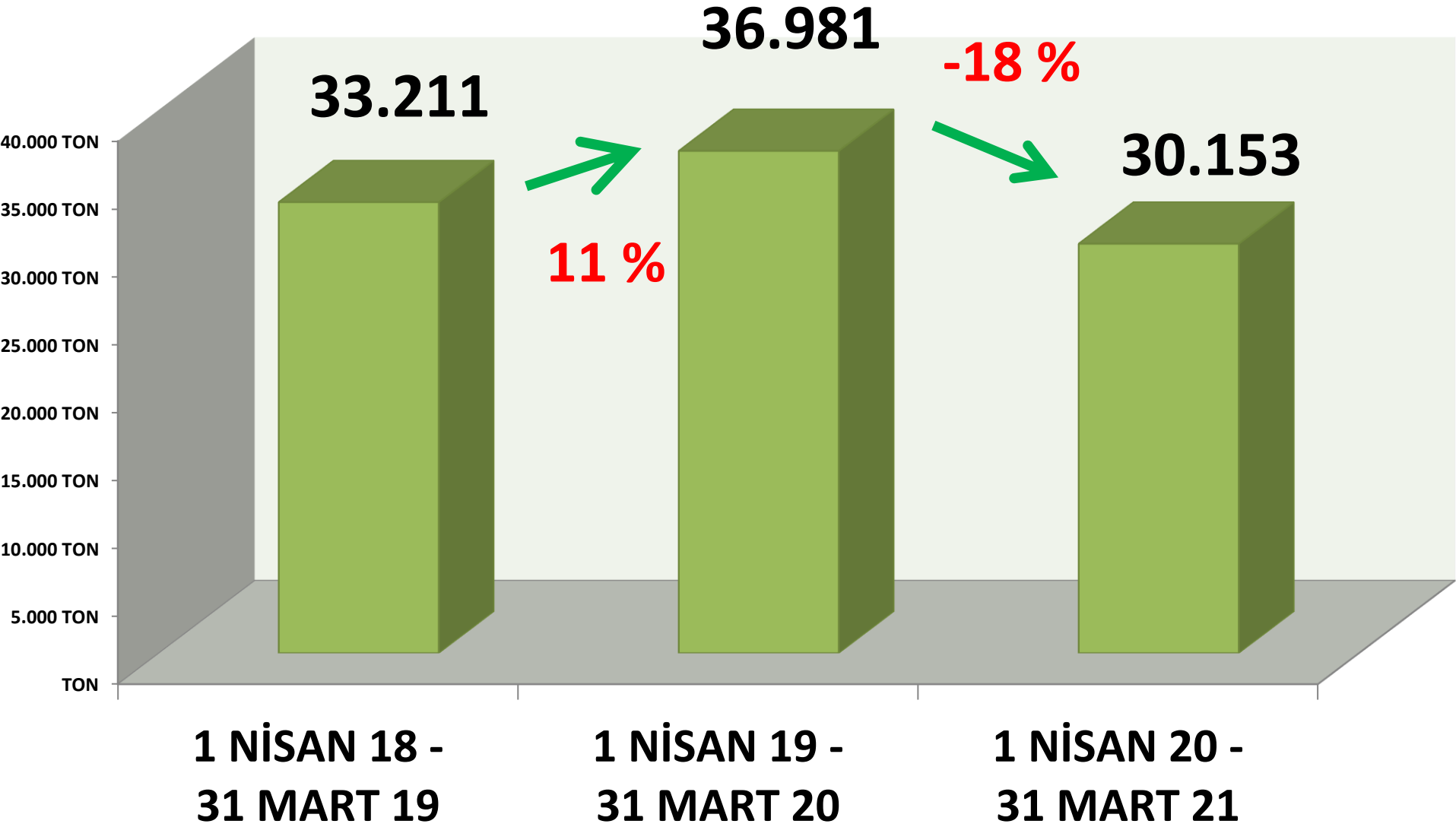
AYLIK KÜTLÜ PAMUK İŞLEM MİKTARI (TON)





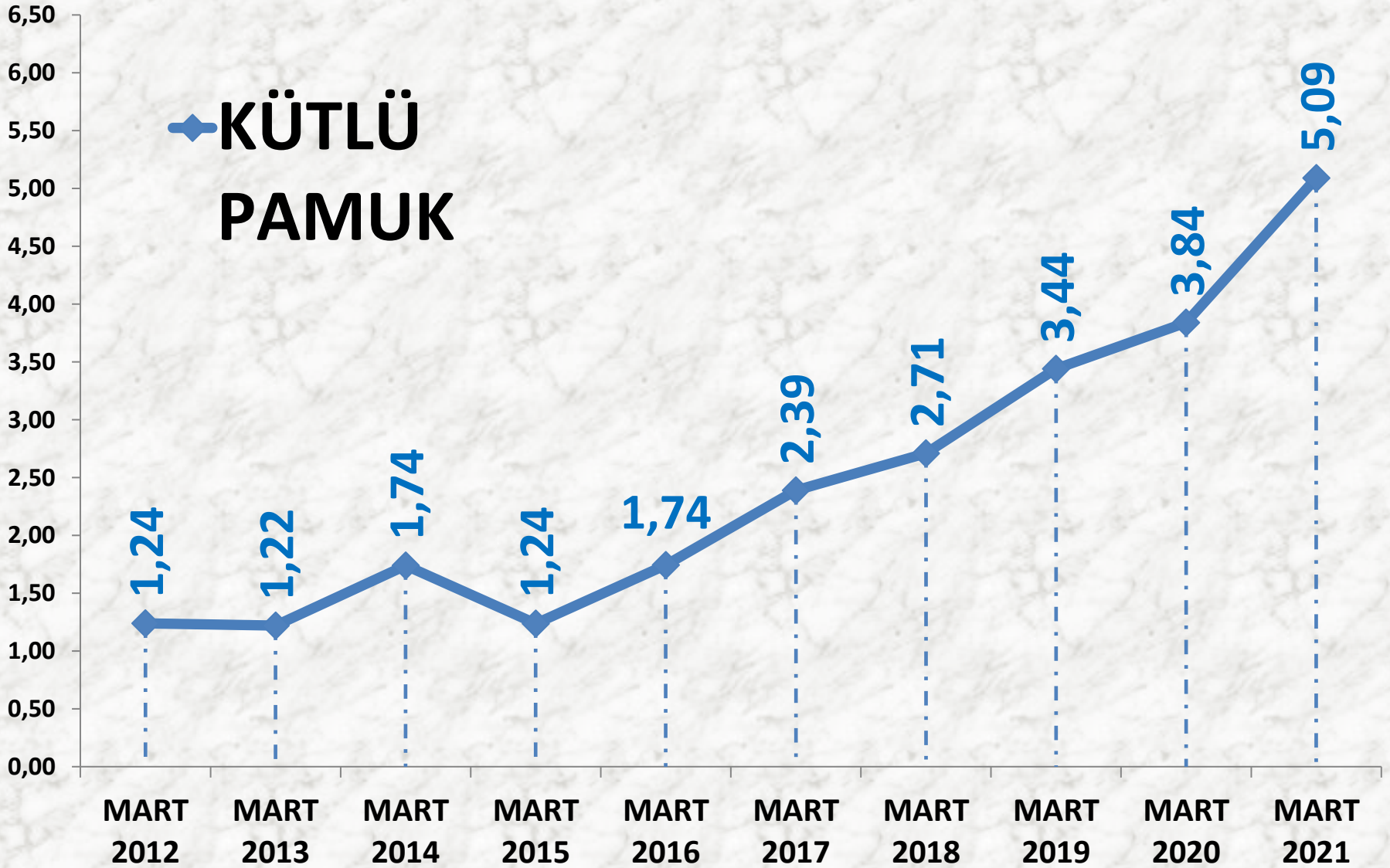
**AYLIK KÜTLÜ PAMUK MTS İŞLEM MİKTARI
ORANLARI**

YILLIK TOPLAM KÜTLÜ PAMUK İŞLEM MİKTARI (TON)



MART AYLARI K.PAMUK FİYAT TRENDİ (TL)

◆ KÜTLÜ
PAMUK



MAHLIÇ PAMUK

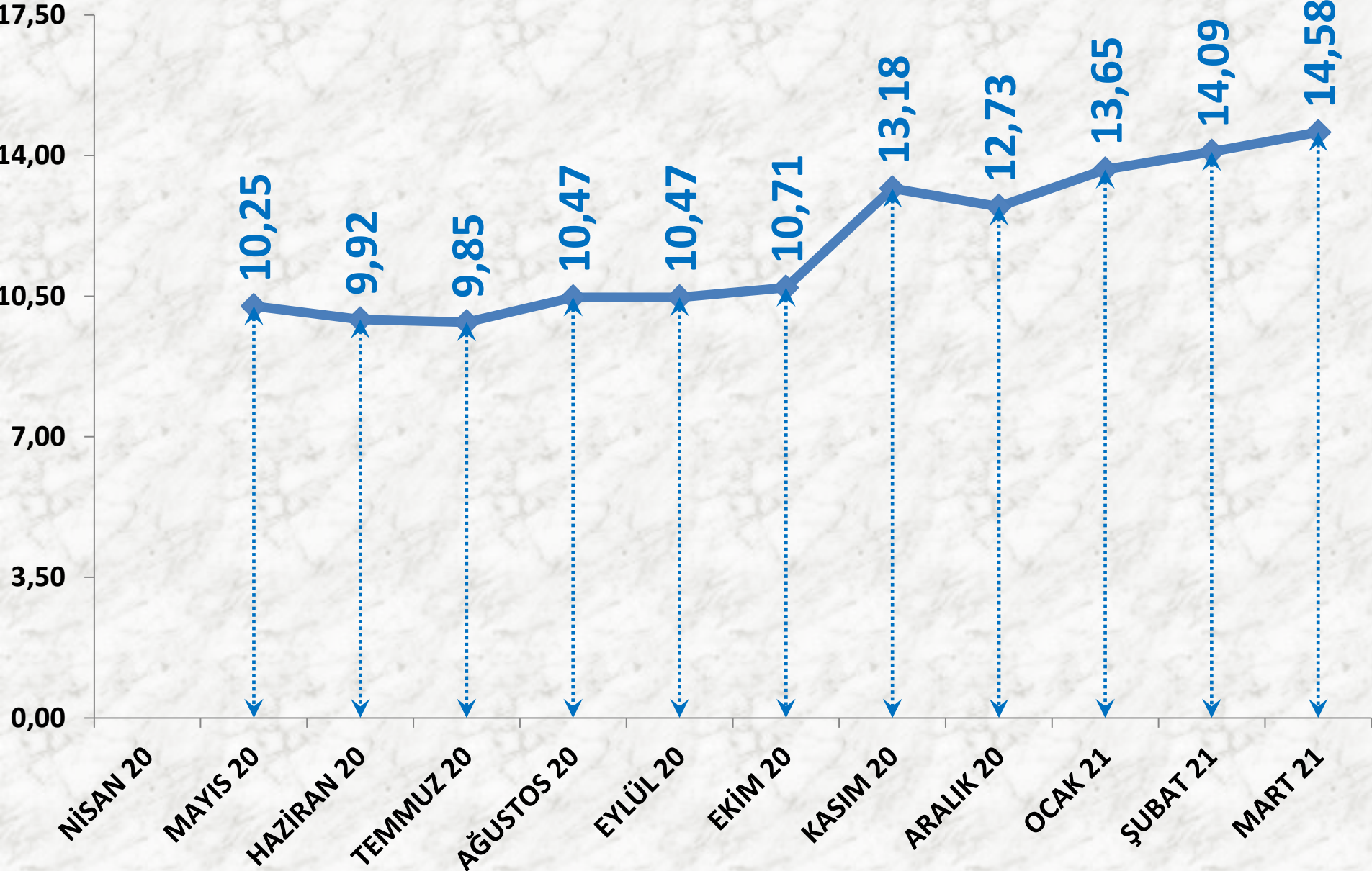
İŞLEM MİKTARI (TON)	2019 MART	2020 MART		2021 MART	
TTS	228 TON	265%	831 TON	29%	1.069 TON

EN AZ FİYAT	2019 MART	2020 MART		2021 MART	
TTS	9,00 TL	9%	9,80 TL	28%	12,50 TL

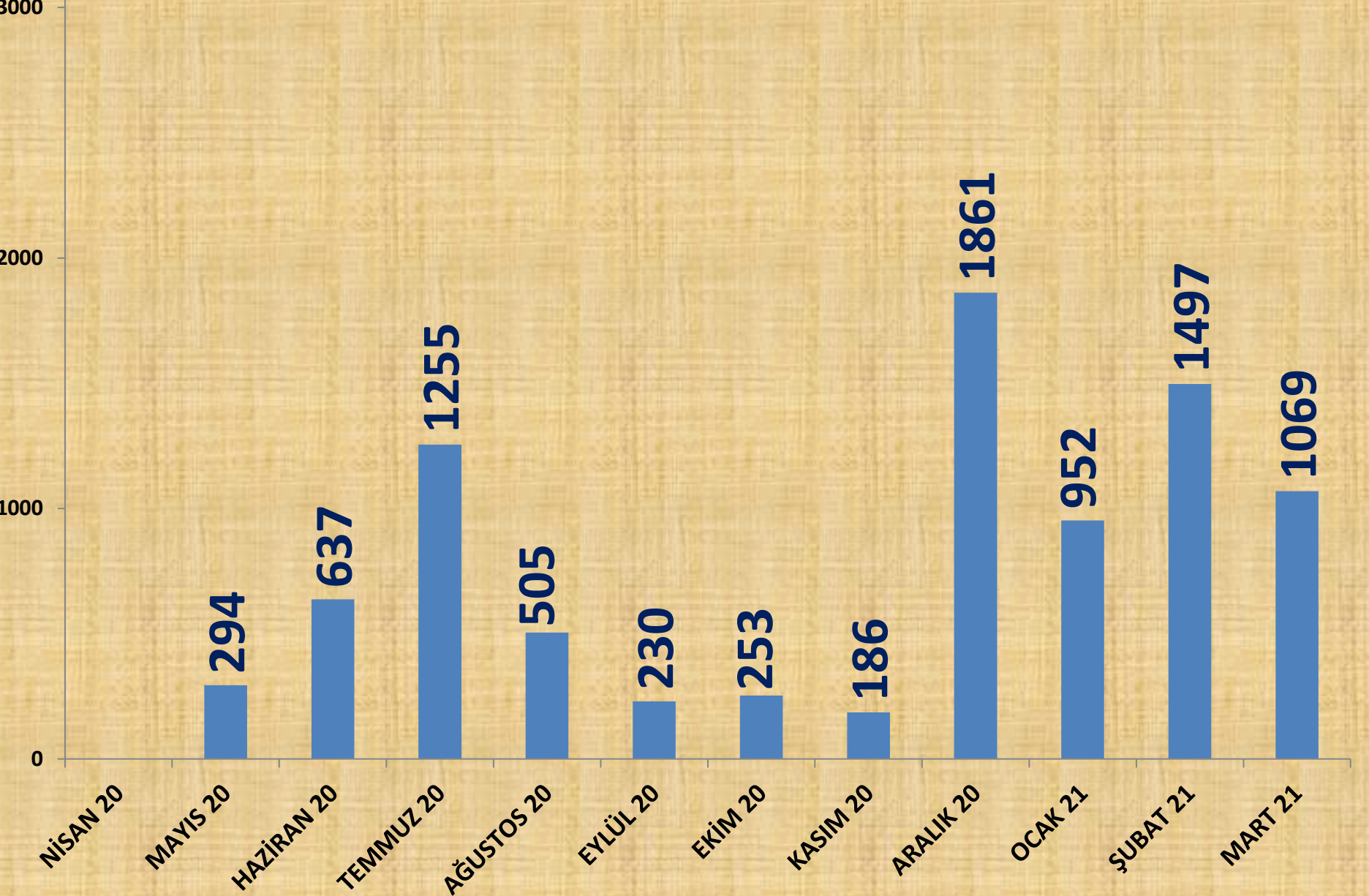
EN ÇOK FİYAT	2019 MART	2020 MART		2021 MART	
TTS	10,50 TL	2%	10,75 TL	48%	15,90 TL

ORTALAMA FİYAT	2019 MART	2020 MART		2021 MART	
TTS	10,01 TL	4%	10,37 TL	41%	14,58 TL

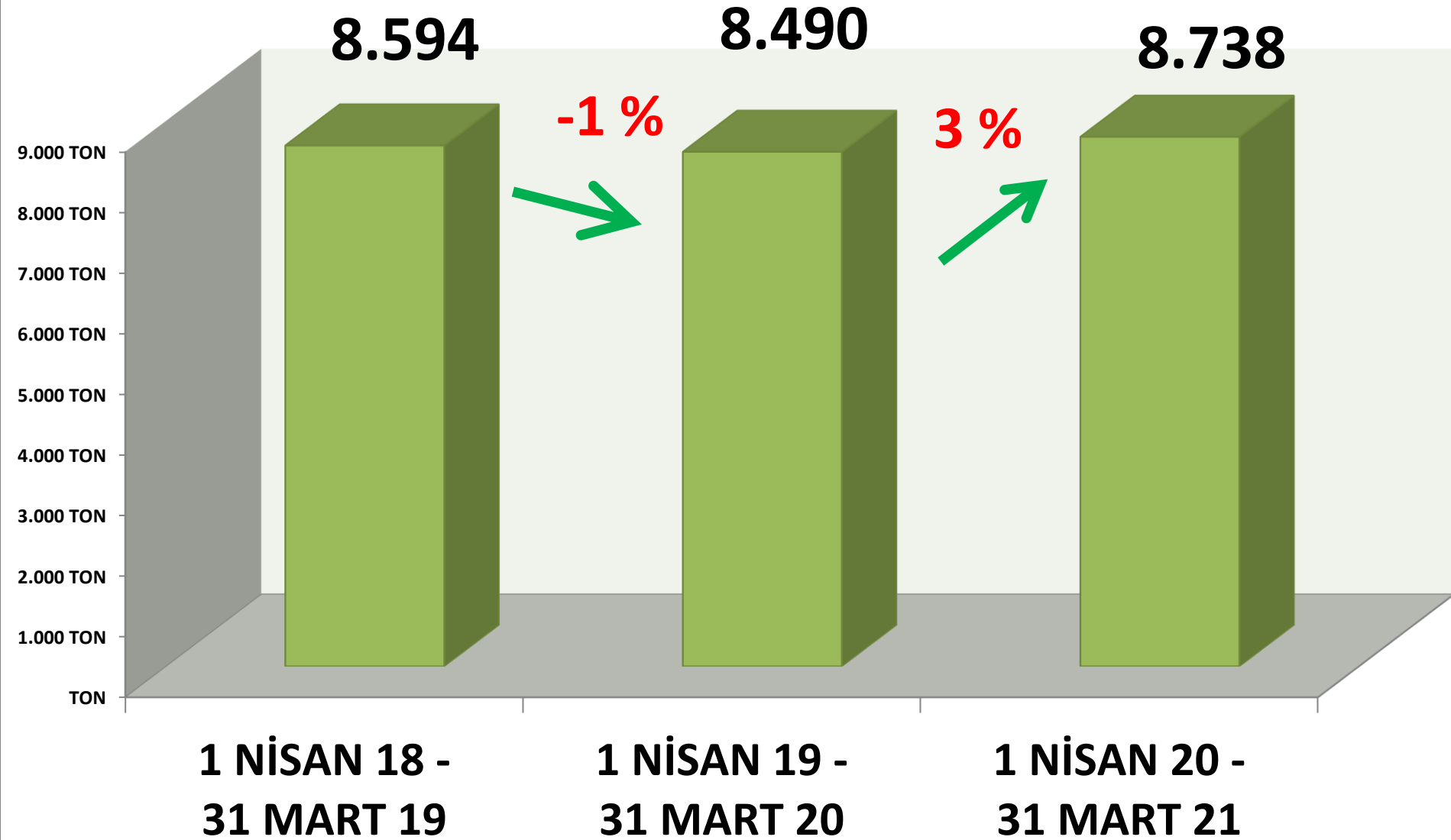
AYLIK MAHLIÇ PAMUK FİYAT TRENDİ (TL)



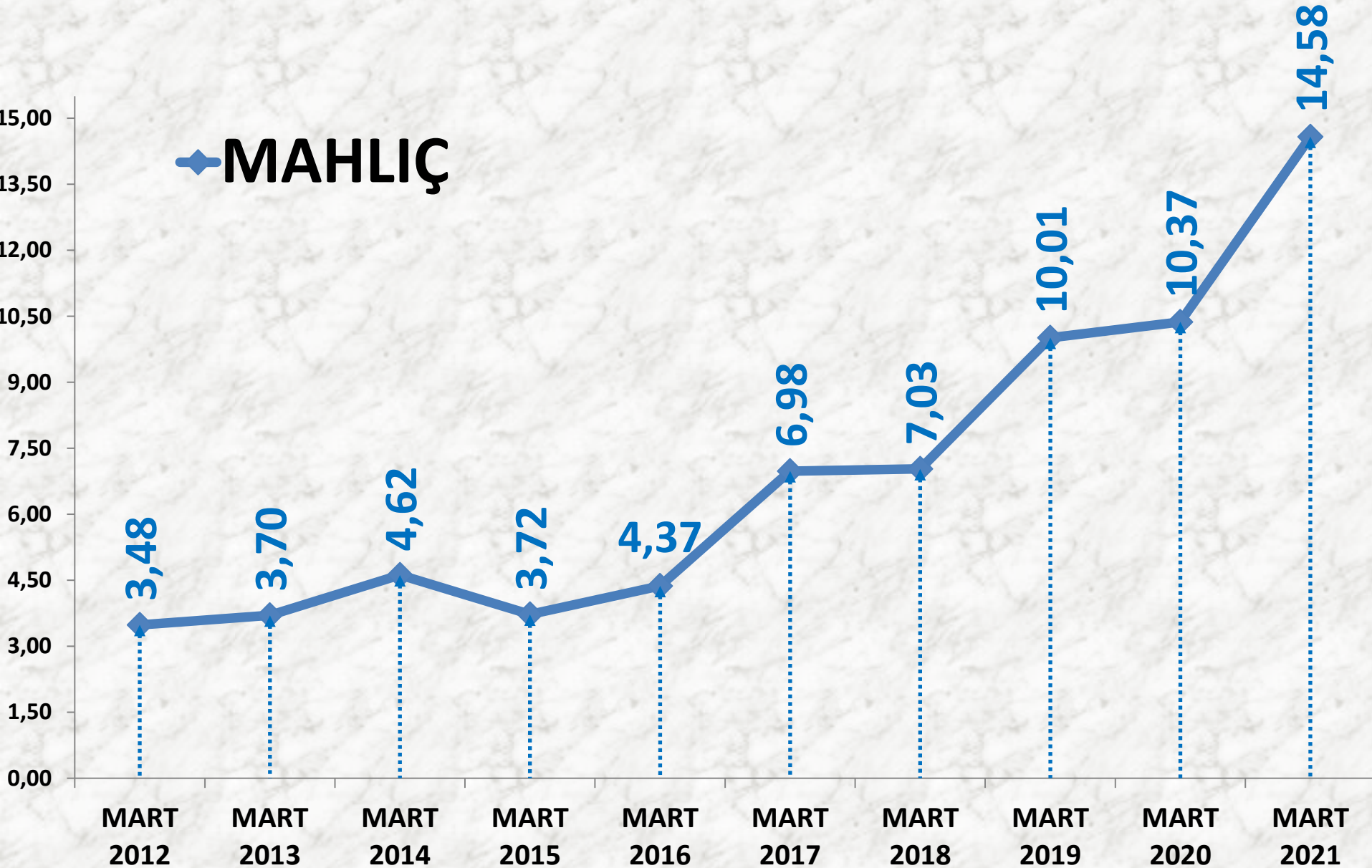
AYLIK MAHLIÇ PAMUK İŞLEM MİKTARI (TON)



YILLIK TOPLAM MAHLIÇ PAMUK İŞLEM MİKTARI (TON)



MART AYLARI MAHLIÇ PAMUK FİYAT ORT. (TL)



KEKİK

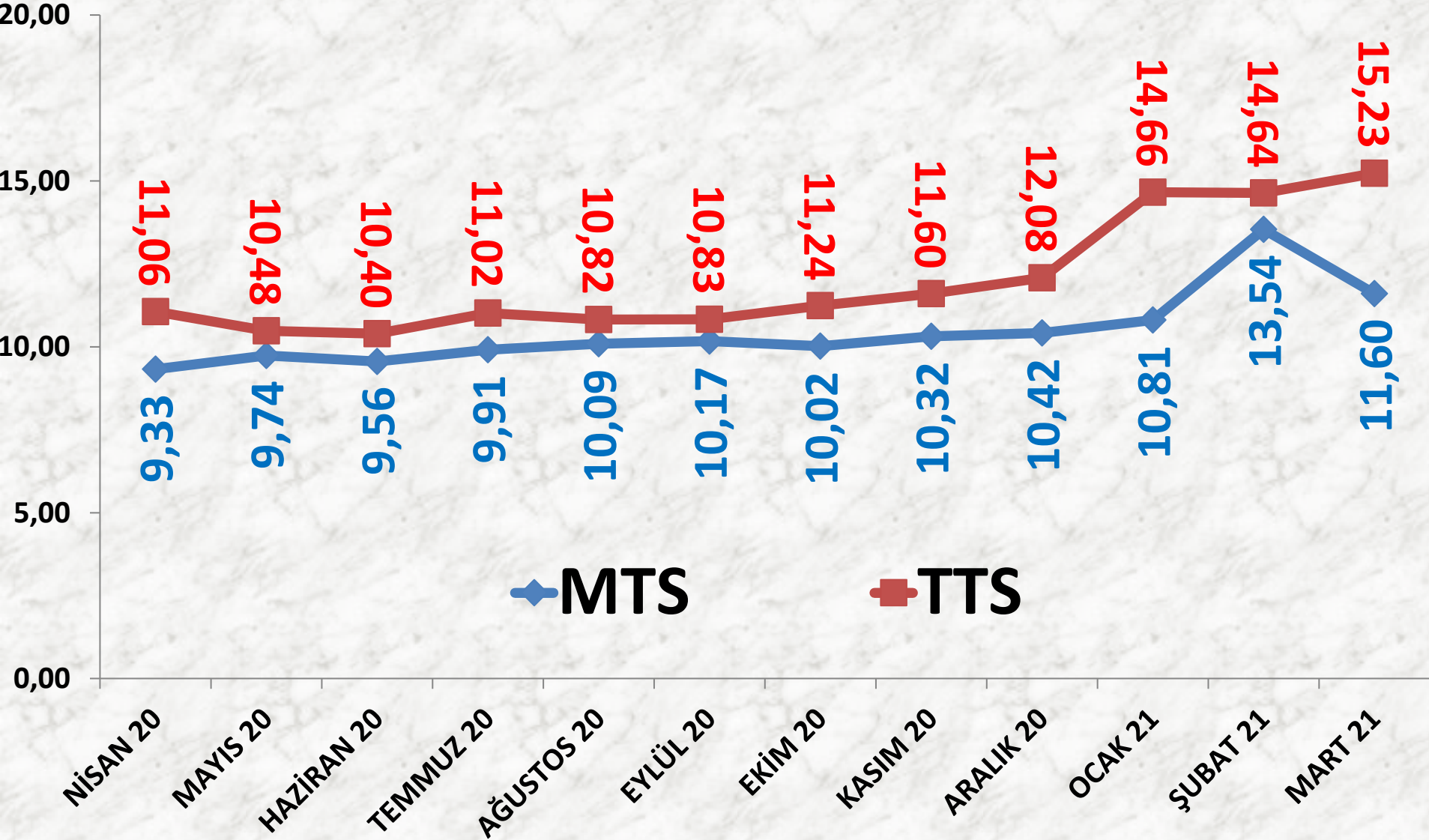
İŞLEM HACMI (TON)	2019 MART	2020 MART		2021 MART	
MTS	593 TON	43%	847 TON	-53%	397 TON
TTS	704 TON	-10%	632 TON	-31%	435 TON

EN AZ FİYAT	2019 MART	2020 MART		2021 MART	
MTS	7,30 TL	11%	8,10 TL	17%	9,50 TL
TTS	5,00 TL	53%	7,65 TL	24%	9,50 TL

EN ÇOK FİYAT	2019 MART	2020 MART		2021 MART	
MTS	9,18 TL	4%	9,54 TL	50%	14,31 TL
TTS	20,00 TL	-23%	15,40 TL	49%	23,00 TL

ORT. FİYAT	2019 MART	2020 MART		2021 MART	
MTS	8,08 TL	10%	8,87 TL	31%	11,60 TL
TTS	8,92 TL	15%	10,27 TL	48%	15,23 TL

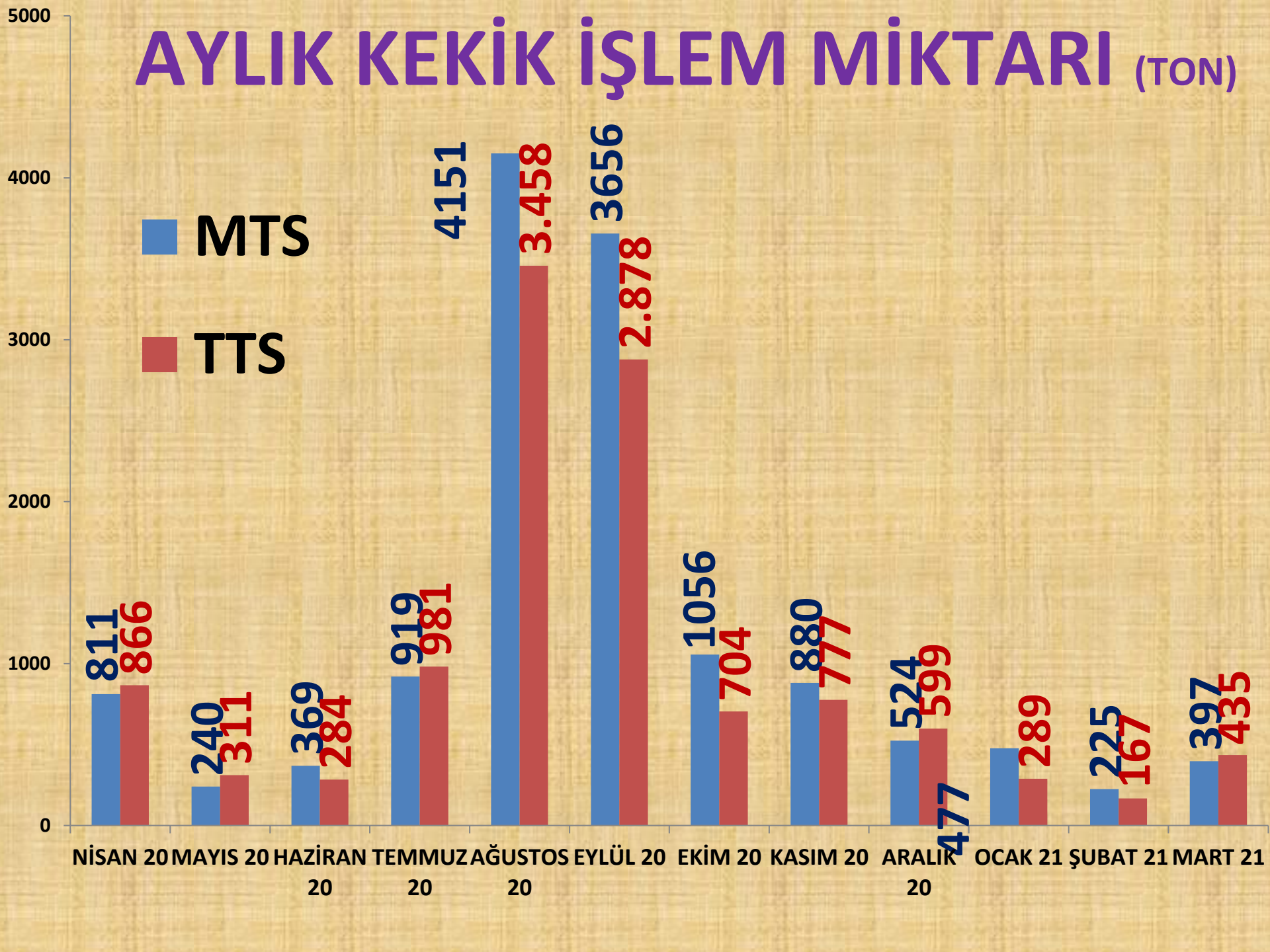
AYLIK KEKİK FİYAT TRENDİ (TL)

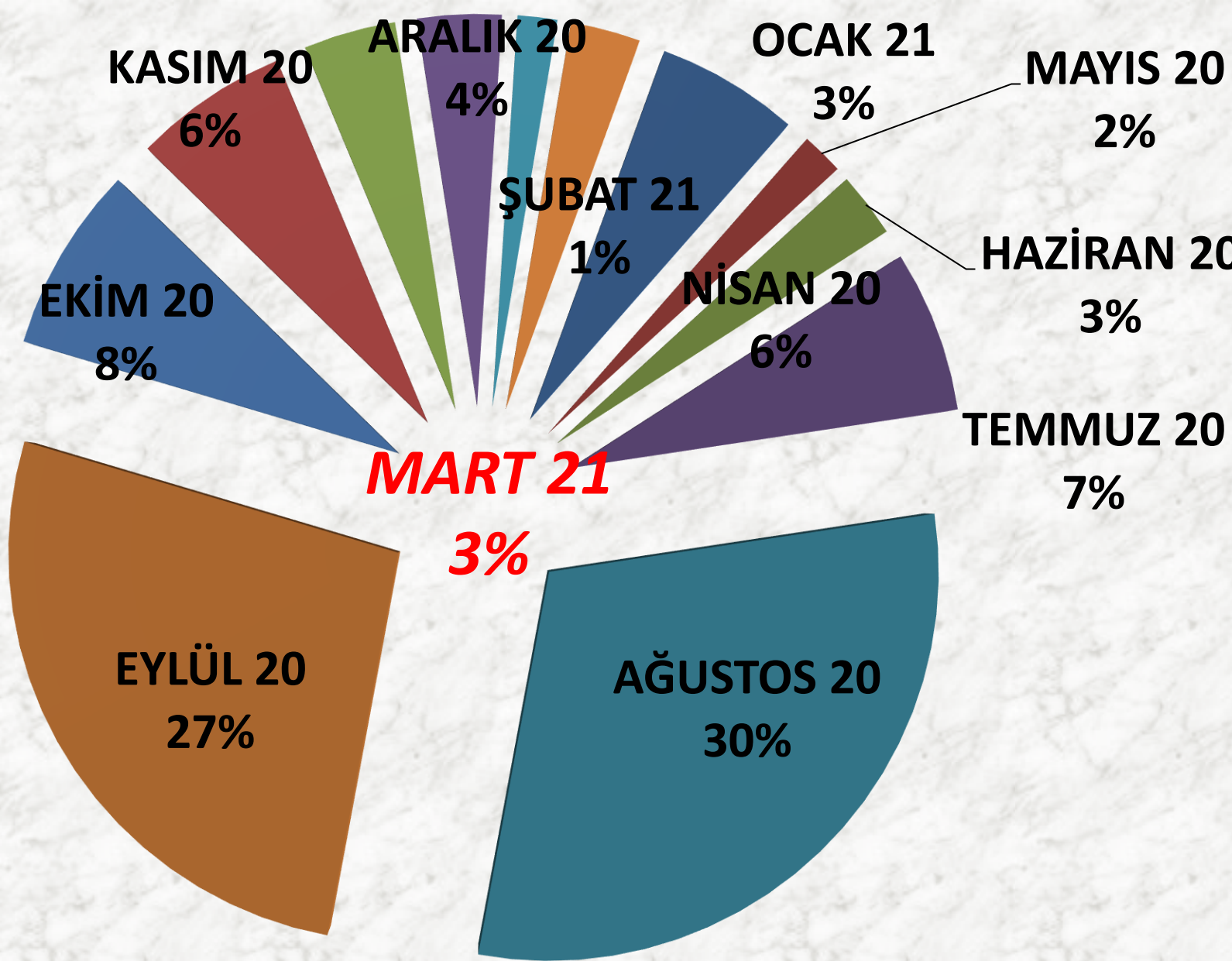


AYLIK KEKİK İŞLEM MİKTARI (TON)

MTS

TTS



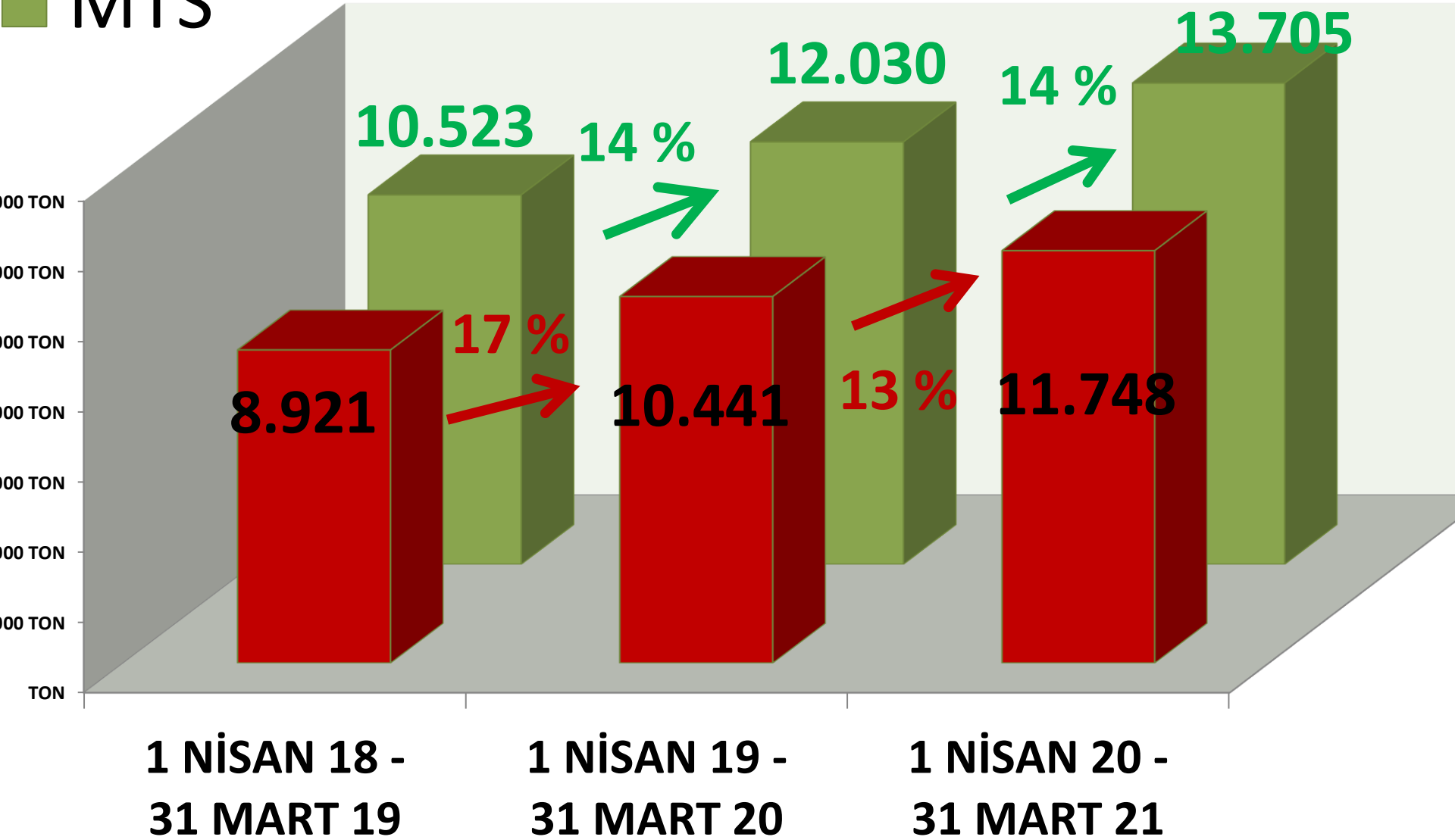


AYLIK KEKİK MTS İŞLEM MİKTARI ORANLARI

■ TTS

YILLIK TOPLAM KEKİK İŞLEM MİKTARI_(TON)

■ MTS



ANASON

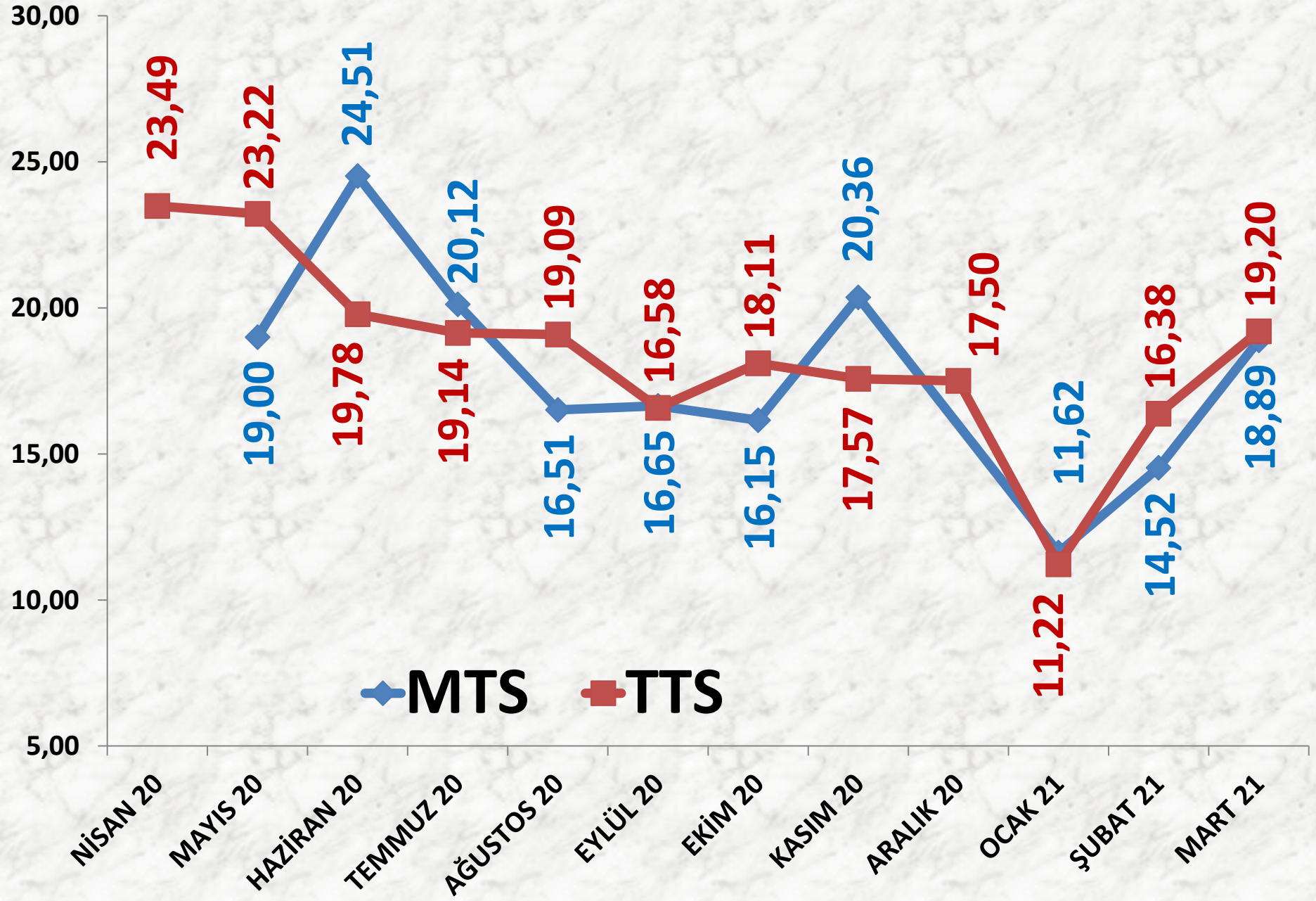
İŞLEM MİKTARI (TON)	2019 MART		2020 MART		2021 MART	
	<i>MTS</i>	67 TON	214%	211 TON	-98%	4 TON
<i>TTS</i>	35 TON	814%	322 TON	-80%	65 TON	

EN AZ FİYAT	2019 MART		2020 MART		2021 MART	
	MTS	14,00 TL	41%	19,73 TL	-14%	17,01 TL
TTS	15,50 TL	23%	19,00 TL	-16%	16,00 TL	

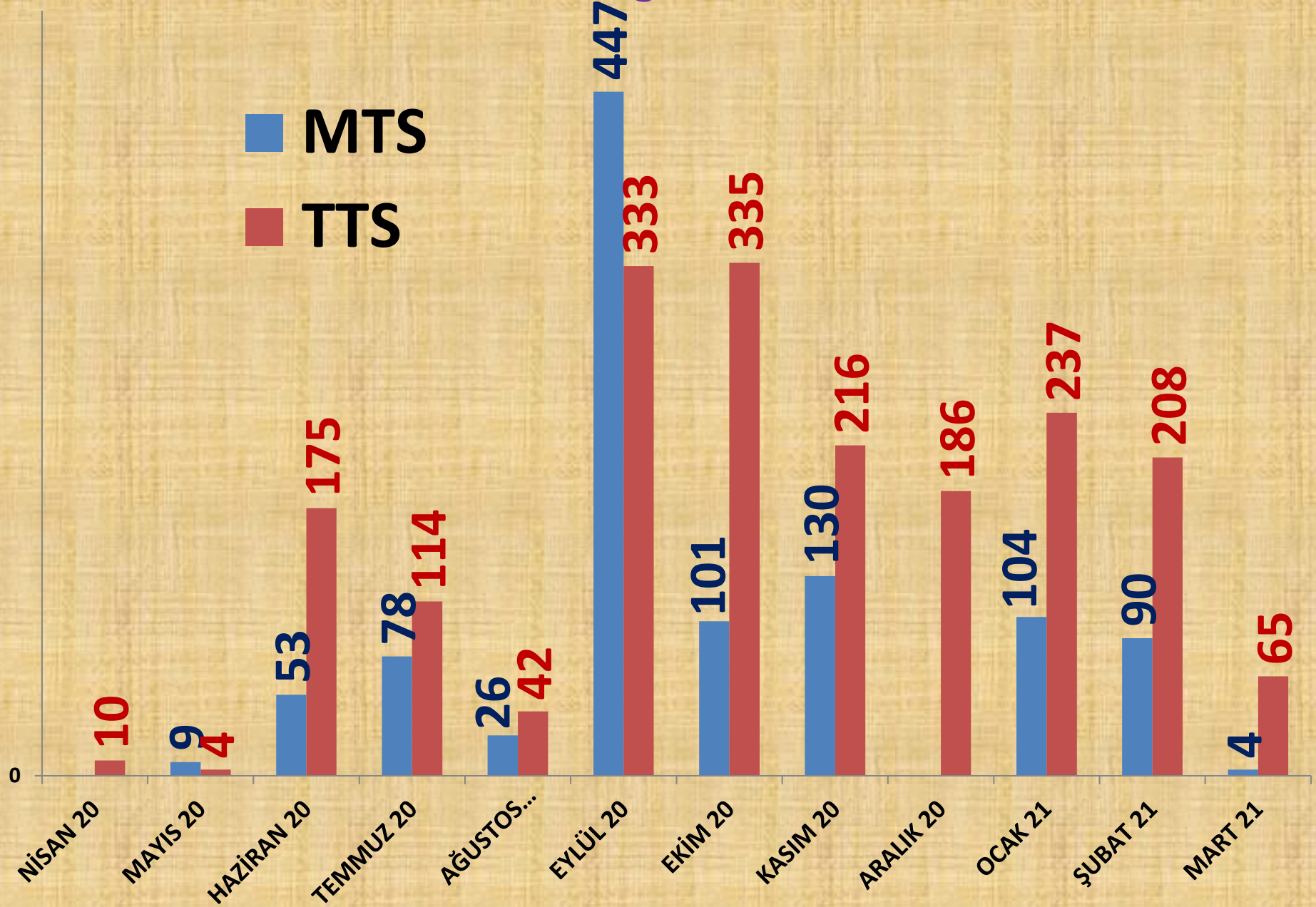
EN ÇOK FİYAT	2019 MART		2020 MART		2021 MART	
	MTS	22,00 TL	14%	25,00 TL	-20%	20,00 TL
TTS	28,00 TL	2%	28,50 TL	-12%	25,00 TL	

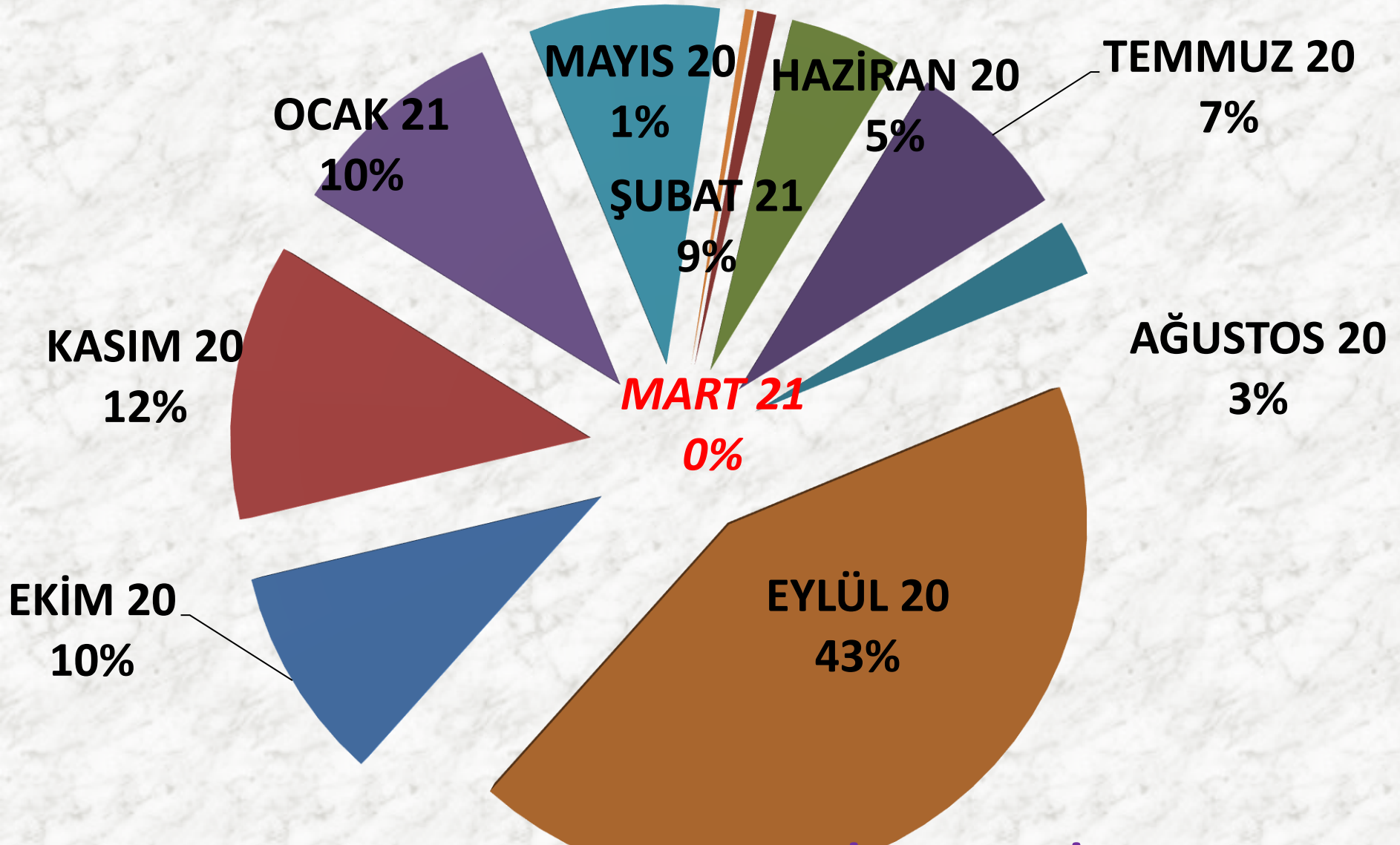
ORT. FİYAT	2019 MART		2020 MART		2021 MART	
	MTS	21,44 TL	-4%	20,59 TL	-8%	18,89 TL
TTS	21,51 TL	-9%	19,47 TL	-1%	19,20 TL	

AYLIK ANASON FİYAT TRENDİ (TL)



AYLIK ANASON İŞLEM MİKTARI (TON)



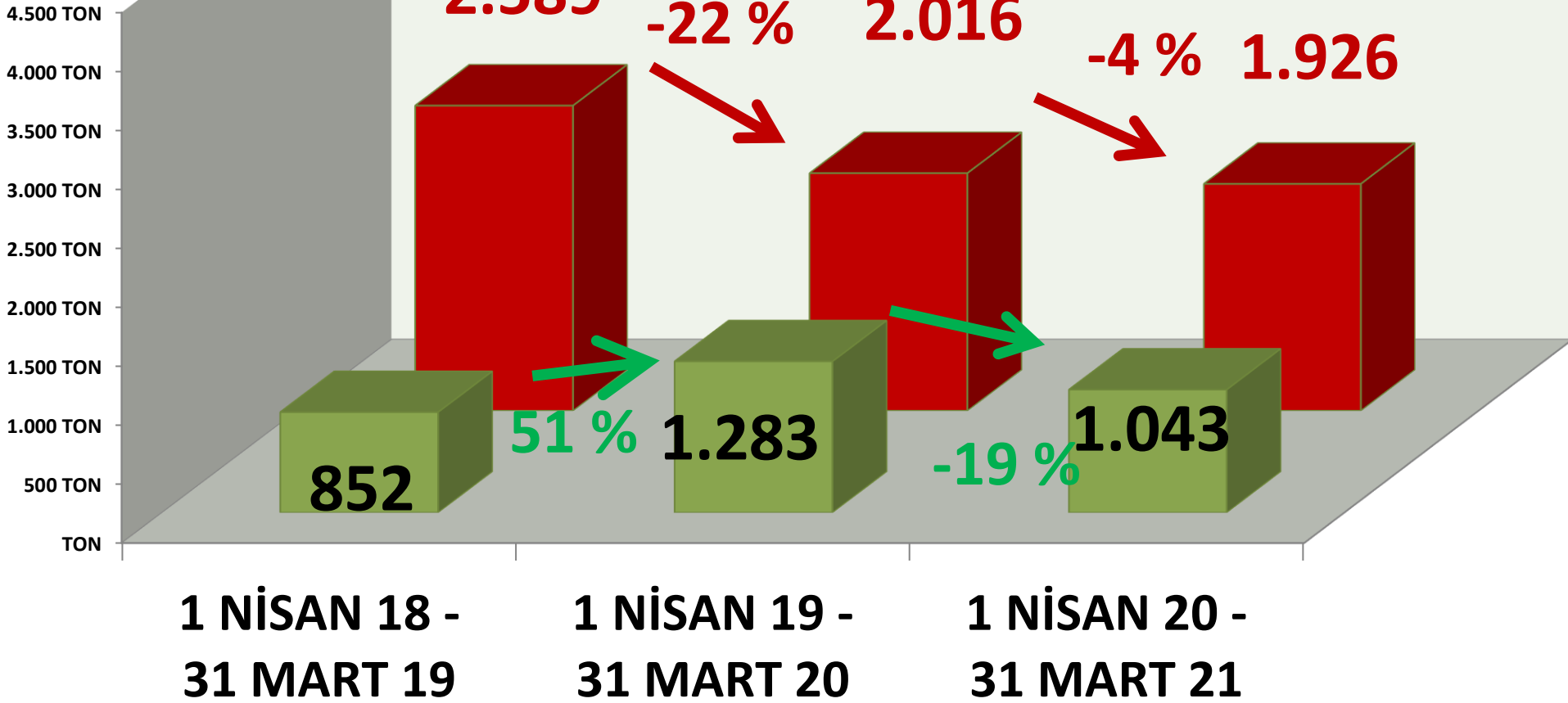


**AYLIK ANASON MTS İŞLEM MİKTARI
ORANLARI**

YILLIK TOPLAM ANASON İŞLEM MİKTARI_(TON)

■ MTS

■ TTS



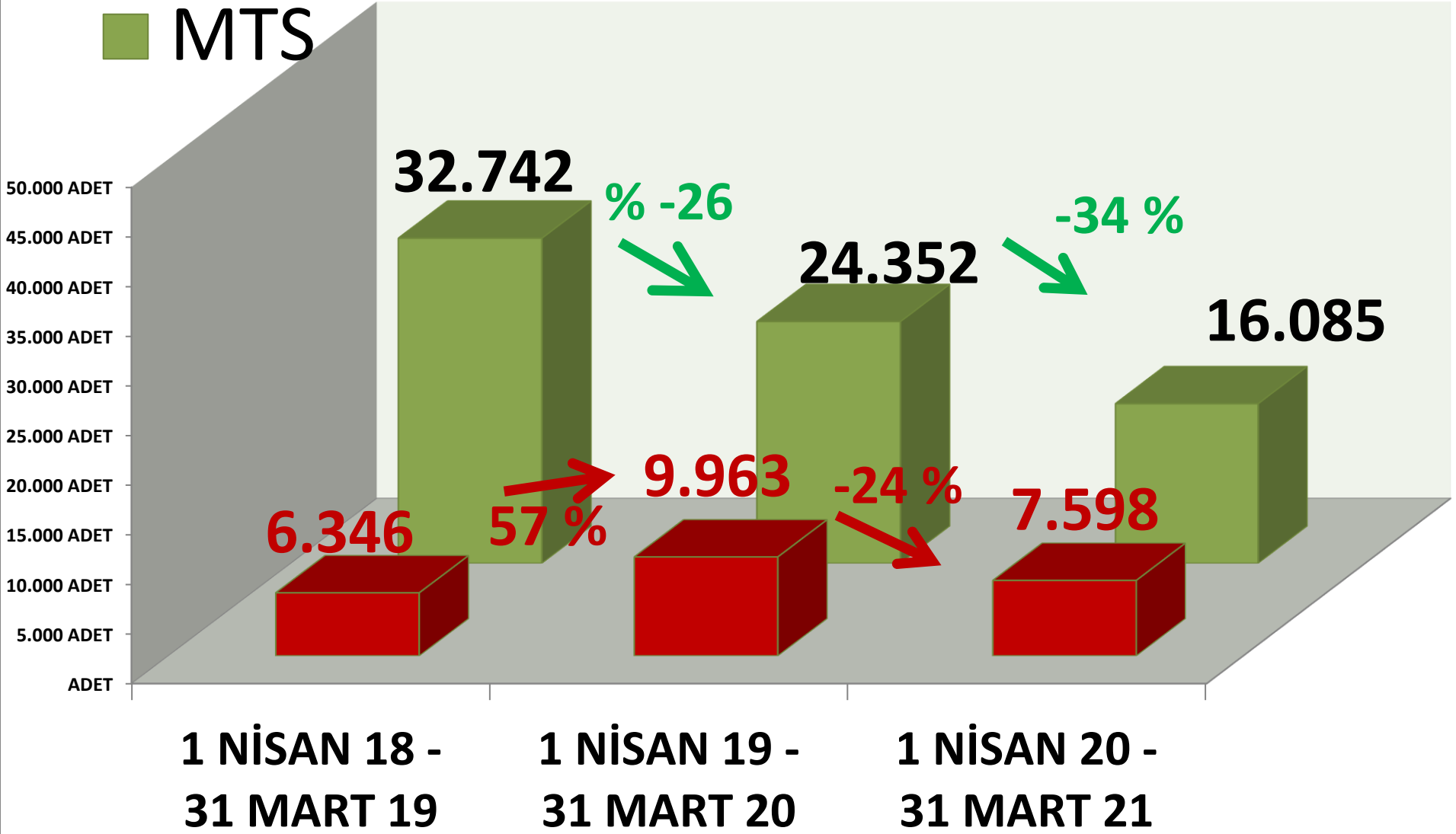
KASAPLIK CANLI HAYVAN

BÜYÜKBAŞ (ADET)	2019 MART	2020 MART		2021 MART	
MTS	2519 ADET	-51%	1236 ADET	9%	1347 ADET
TTS	557 ADET	94%	1078 ADET	-49%	549 ADET

KÜÇÜKBAŞ (ADET)	2019 MART	2020 MART		2021 MART	
MTS	2665 ADET	8%	2871 ADET	7%	3062 ADET
TTS	979 ADET	-7%	908 ADET	-84%	149 ADET

TTS YILLIK TOPLAM BÜYÜKBAŞ İŞLEM (ADET)

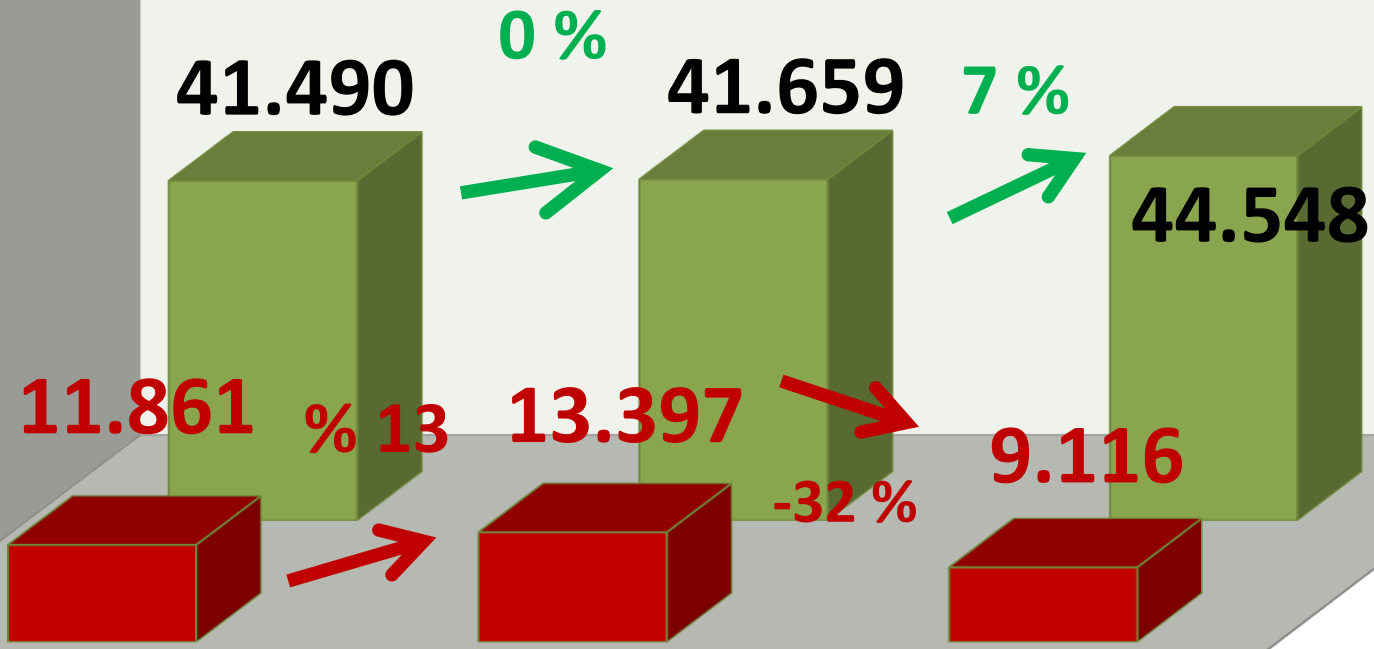
■ TTS
■ MTS



TTS YILLIK TOPLAM KÜÇÜKBAŞ İŞLEM_(ADET)

■ MTS

80.000 ADET
70.000 ADET
60.000 ADET
50.000 ADET
40.000 ADET
30.000 ADET
20.000 ADET
10.000 ADET
ADET



1 NİSAN 18 -
31 MART 19

1 NİSAN 19 -
31 MART 20

1 NİSAN 20 -
31 MART 21



DİNLEDİĞİNİZ İÇİN
TEŞEKKÜR EDERİM

RECEP MENGİ

