

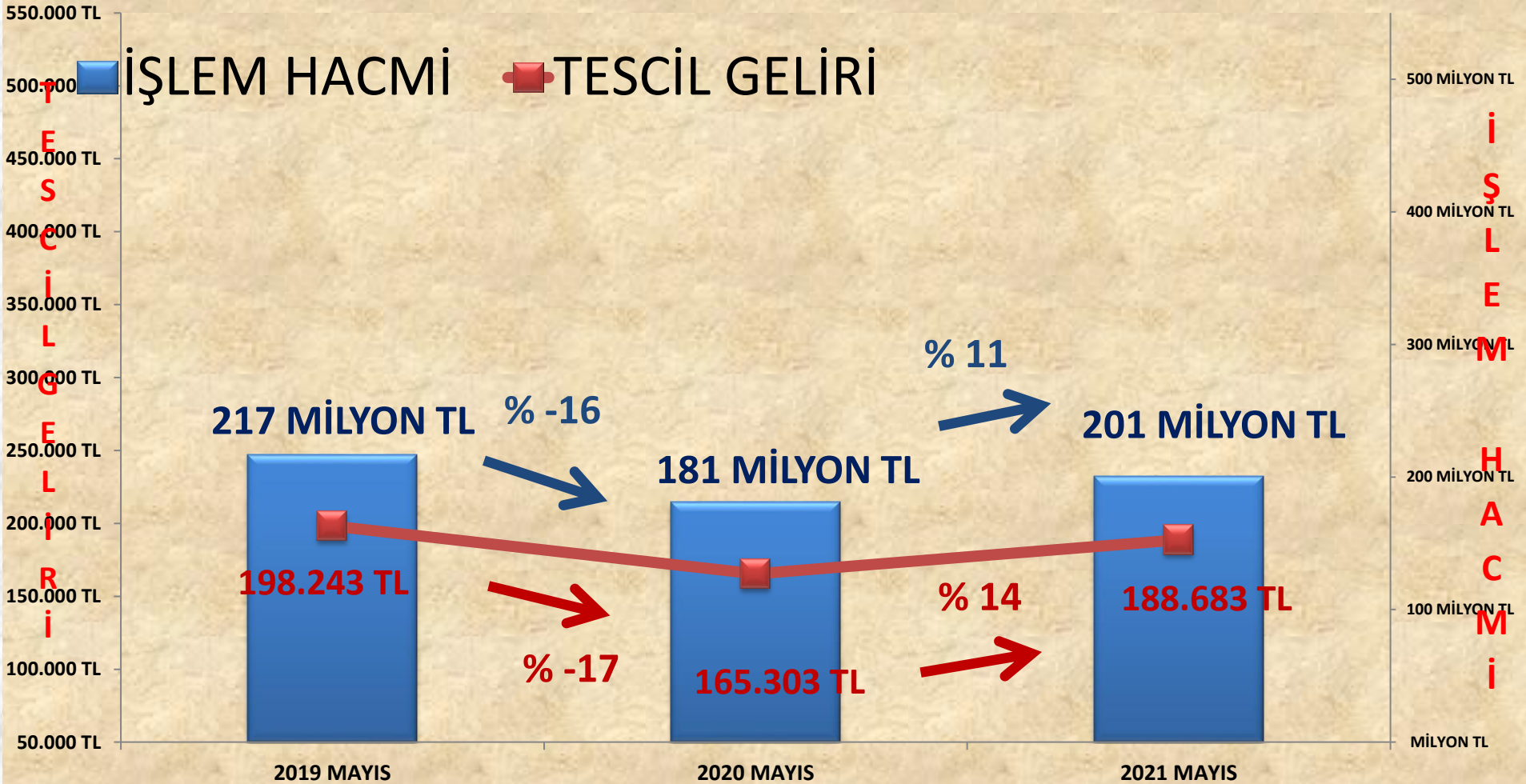


MAYIS 2021 TESCİL SUNUMU



İŞLEM HACMİ VE TESCİL GELİRİ VERİLERİ

	2019 MAYIS		2020 MAYIS		2021 MAYIS
İŞLEM HACMİ	217 MİLYON TL	-16%	181 MİLYON TL	11%	201 MİLYON TL
TESCİL GELİRİ	198.243 TL	-17%	165.303 TL	14%	188.683 TL



2020 MAYIS

ÜRÜN GRUBU	Miktar(kg./lt/adet)	Tutar(TL)
BAKLİYAT VE MAMÜLLERİ	914.931	3.475.978
BİTKİSEL YAĞLAR	300	1650
KOTASYON DIŞI ÜRÜNLER	33.059.151	97.054.729
HAM DERİLER VE BAĞIRSAKLAR	7.976	39.382
HAYVANSAL YAĞLAR	316,15	11.065
HUBUBAT .	8.613.897	11.242.603
HUBUBAT MAMÜLLERİ	54.740	84.338
KASAPLIK CANLI HAYVANLAR	3.650	12.456.107
KURU MEYVELER	2.594.067	32.432.582
KÜSPELER	21.800	22.156
ORMAN MAHSÜLLERİ	343.278	1.095.975
TEKSTİL HAMMADDELERİ	294.180	3.013.908
YAĞLI TOHUMLAR	1.912.321	20.263.068
TOPLAM	47.820.607	181.193.542

2021 MAYIS

ÜRÜN GRUBU	Miktar(kg./lt/adet)	Tutar(TL)
BAKLİYAT VE MAMÜLLERİ	249.750	1.542.561
BİTKİSEL YAĞLAR	0	0
KOTASYON DIŞI ÜRÜNLER	33.488.958	109.216.727
HAM DERİLER VE BAĞIRSAKLAR	6.456	32.127
HAYVANSAL YAĞLAR	1588,98	51.895
HUBUBAT .	9.270.124	18.091.961
HUBUBAT MAMÜLLERİ	134.555	350.255
KASAPLIK CANLI HAYVANLAR	5.762	20.702.223
KURU MEYVELER	1.246.876	11.516.070
KÜSPELER	76.920	134.610
ORMAN MAHSÜLLERİ	190.150	257.353
TEKSTİL HAMMADDELERİ	385.775	8.962.330
YAĞLI TOHUMLAR	2.916.952	29.831.071
TOPLAM	47.973.867	200.689.182

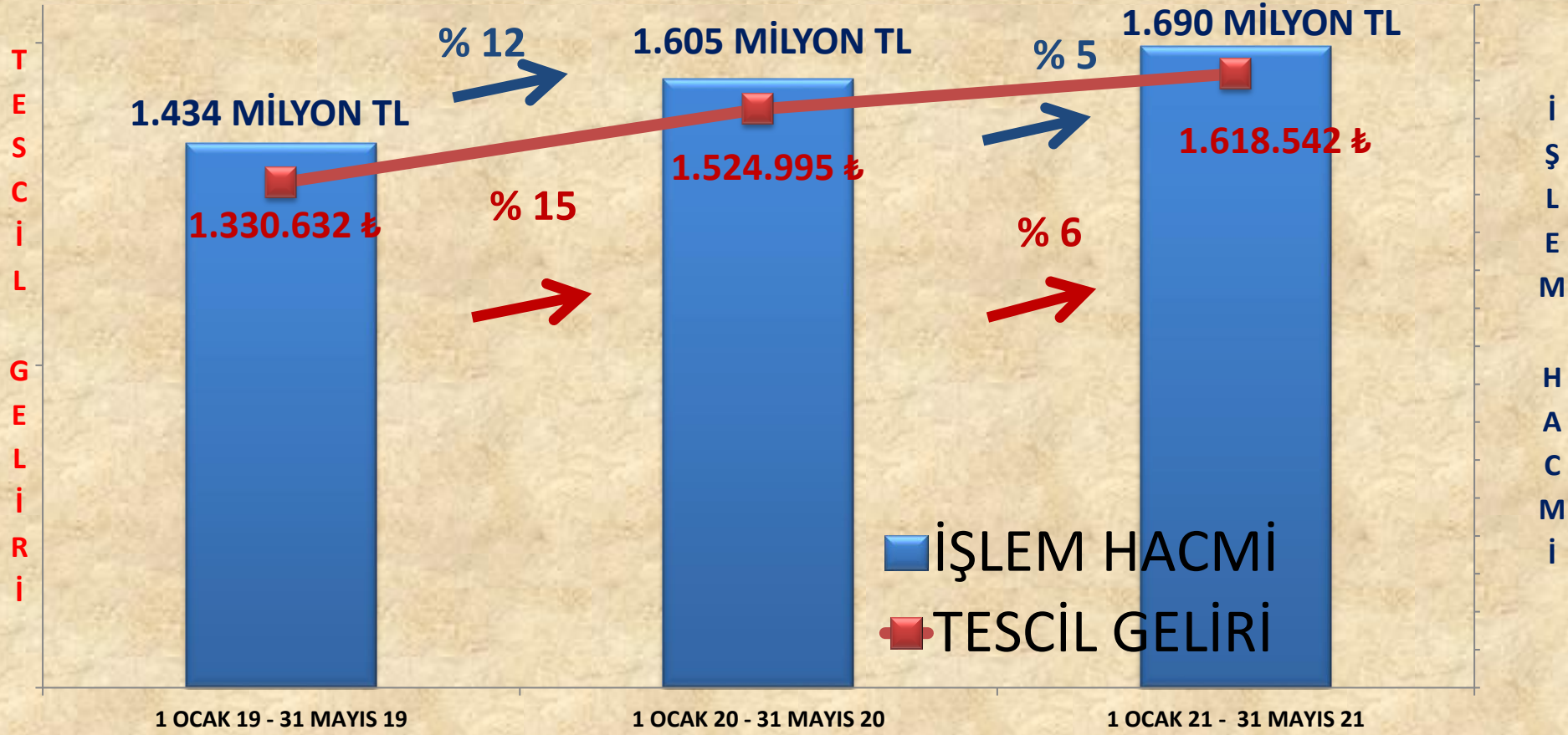
2020 -2021 MAYIS DEĞİŞİM

ÜRÜN GRUBU	Miktar(kg./lt/adet)	Tutar(TL)
BAKLİYAT VE MAMÜLLERİ	-665.181	-1.933.417
BİTKİSEL YAĞLAR	-300	-1.650
KOTASYON DIŞI ÜRÜNLER	429.807	12.161.998
HAM DERİLER VE BAĞIRSAKLAR	-1.520	-7.256
HAYVANSAL YAĞLAR	1.273	40.830
HUBUBAT .	656.227	6.849.358
HUBUBAT MAMÜLLERİ	79.815	265.917
KASAPLIK CANLI HAYVANLAR	2.112	8.246.115
KURU MEYVELER	-1.347.190	-20.916.512
KÜSPELER	55.120	112.454
ORMAN MAHSÜLLERİ	-153.128	-838.622
TEKSTİL HAMMADDELERİ	91.595	5.948.422
YAĞLI TOHUMLAR	1.004.630	9.568.003
TOPLAM	153.260	19.495.640

	2020 – 2021 MAYIS DEĞİŞİM ORANI	
ÜRÜN GRUBU	Miktar(kg./lt/adet)	Tutar(TL)
BAKLİYAT VE MAMÜLLERİ	-73%	-56%
BİTKİSEL YAĞLAR	-100%	-100%
KOTASYON DIŞI ÜRÜNLER	1%	13%
HAM DERİLER VE BAĞIRSAKLAR	-19%	-18%
HAYVANSAL YAĞLAR	403%	369%
HUBUBAT .	8%	61%
HUBUBAT MAMÜLLERİ	146%	315%
KASAPLIK CANLI HAYVANLAR	58%	66%
KURU MEYVELER	-52%	-64%
KÜSPELER	253%	508%
ORMAN MAHSÜLLERİ	-45%	-77%
TEKSTİL HAMMADDELERİ	31%	197%
YAĞLI TOHUMLAR	53%	47%
TOPLAM	0,320%	11%

İŞLEM HACMİ VE TESCİL GELİRİ VERİLERİ

	1 OCAK 19 - 31 MAYIS 19		1 OCAK 20 - 31 MAYIS 20		1 OCAK 21 - 31 MAYIS 21
İŞLEM HACMİ	1.434 MİLYON TL	12%	1.605 MİLYON TL	5%	1.690 MİLYON TL
TESCİL GELİRİ	1.330.632 TL	15%	1.524.995 TL	6%	1.618.542 TL



1 OCAK – 31 MAYIS 2020

<u>ÜRÜN GRUBU</u>	Miktar(kg./lt/adet)	Tutar(TL)
BAKLİYAT VE MAMÜLLERİ	5.334.961	22.708.460
BİTKİSEL YAĞLAR	795	10.110
KOTASYON DIŐI ÜRÜNLER	355.697.739	939.505.158
HAM DERİLER VE BAĞIRSAKLAR	89.909	481.454
HAYVANSAL YAĞLAR	1.680	52.049
HUBUBAT .	54.222.373	68.765.234
HUBUBAT MAMÜLLERİ	383.813	607.823
KASAPLIK CANLI HAYVANLAR	26.720	83.390.217
KURU MEYVELER	14.015.632	151.385.050
KÜSPELER	395.716	355.788
MEYVE ÇEKİRDEKLERİ	50.500	85.000
ORMAN MAHSÜLLERİ	1.620.363	4.621.868
TEKSTİL HAMMADDELERİ	20.842.580	105.530.141
YAĞLI TOHUMLAR	27.791.803	227.860.764
TOPLAM	480.474.583	1.605.359.115

1 OCAK – 30 MAYIS 2021

<u>ÜRÜN GRUBU</u>	Miktar(kg./lt/adet)	Tutar(TL)
BAKLİYAT VE MAMÜLLERİ	3.012.820	20.408.351
BİTKİSEL YAĞLAR	5.696	91.190
KOTASYON DIŐI ÜRÜNLER	420.420.169	977.411.396
HAM DERİLER VE BAĞIRSAKLAR	106.117	468.587
HAYVANSAL YAĞLAR	4.025	144.486
HUBUBAT .	42.783.629	78.838.519
HUBUBAT MAMÜLLERİ	1.087.645	2.406.605
KASAPLIK CANLI HAYVANLAR	28.617	104.108.688
KURU MEYVELER	10.997.562	126.806.637
KÜSPELER	216.000	339.120
MEYVE ÇEKİRDEKLERİ	55.888	193.345
ORMAN MAHSÜLLERİ	1.922.278	8.764.913
TEKSTİL HAMMADDELERİ	16.898.490	135.699.478
YAĞLI TOHUMLAR	22.355.392	234.462.779
TOPLAM	519.894.327	1.690.144.095

1 OCAK – 30 MAYIS 20 /1 OCAK – 30 MAYIS 21 DEĞİŞİM

<u>ÜRÜN GRUBU</u>	Miktar(kg./lt/adet)	Tutar(TL)
BAKLİYAT VE MAMÜLLERİ	-2.322.141	-2.300.108
BİTKİSEL YAĞLAR	4.901	81.080
KOTASYON DIŞI ÜRÜNLER	64.722.430	37.906.238
HAM DERİLER VE BAĞIRSAKLAR	16.208	-12.867
HAYVANSAL YAĞLAR	2.345	92.437
HUBUBAT .	-11.438.744	10.073.285
HUBUBAT MAMÜLLERİ	703.833	1.798.782
KASAPLIK CANLI HAYVANLAR	1.897	20.718.472
KURU MEYVELER	-3.018.070	-24.578.412
KÜSPELER	-179.716	-16.668
MEYVE ÇEKİRDEKLERİ	5.388	108.345
ORMAN MAHSÜLLERİ	301.915	4.143.045
TEKSTİL HAMMADDELERİ	-3.944.090	30.169.336
YAĞLI TOHUMLAR	-5.436.411	6.602.015
TOPLAM	39.419.744	84.784.980

1 OCAK – 31 MAYIS 20 /1 OCAK – 30 MAYIS 21 % DEĞİŞİM

<u>ÜRÜN GRUBU</u>	Miktar(kg./lt/adet)	Tutar(TL)
BAKLİYAT VE MAMÜLLERİ	-44%	-10%
BİTKİSEL YAĞLAR	616%	802%
KOTASYON DIŞI ÜRÜNLER	18%	4%
HAM DERİLER VE BAĞIRSAKLAR	18%	-3%
HAYVANSAL YAĞLAR	140%	178%
HUBUBAT .	-21%	15%
HUBUBAT MAMÜLLERİ	183%	296%
KASAPLIK CANLI HAYVANLAR	7%	25%
KURU MEYVELER	-22%	-16%
KÜSPELER	-45%	-5%
MEYVE ÇEKİRDEKLERİ	11%	127%
ORMAN MAHSÜLLERİ	19%	90%
TEKSTİL HAMMADDELERİ	-19%	29%
YAĞLI TOHUMLAR	-20%	3%
TOPLAM	8%	5%

ARPA

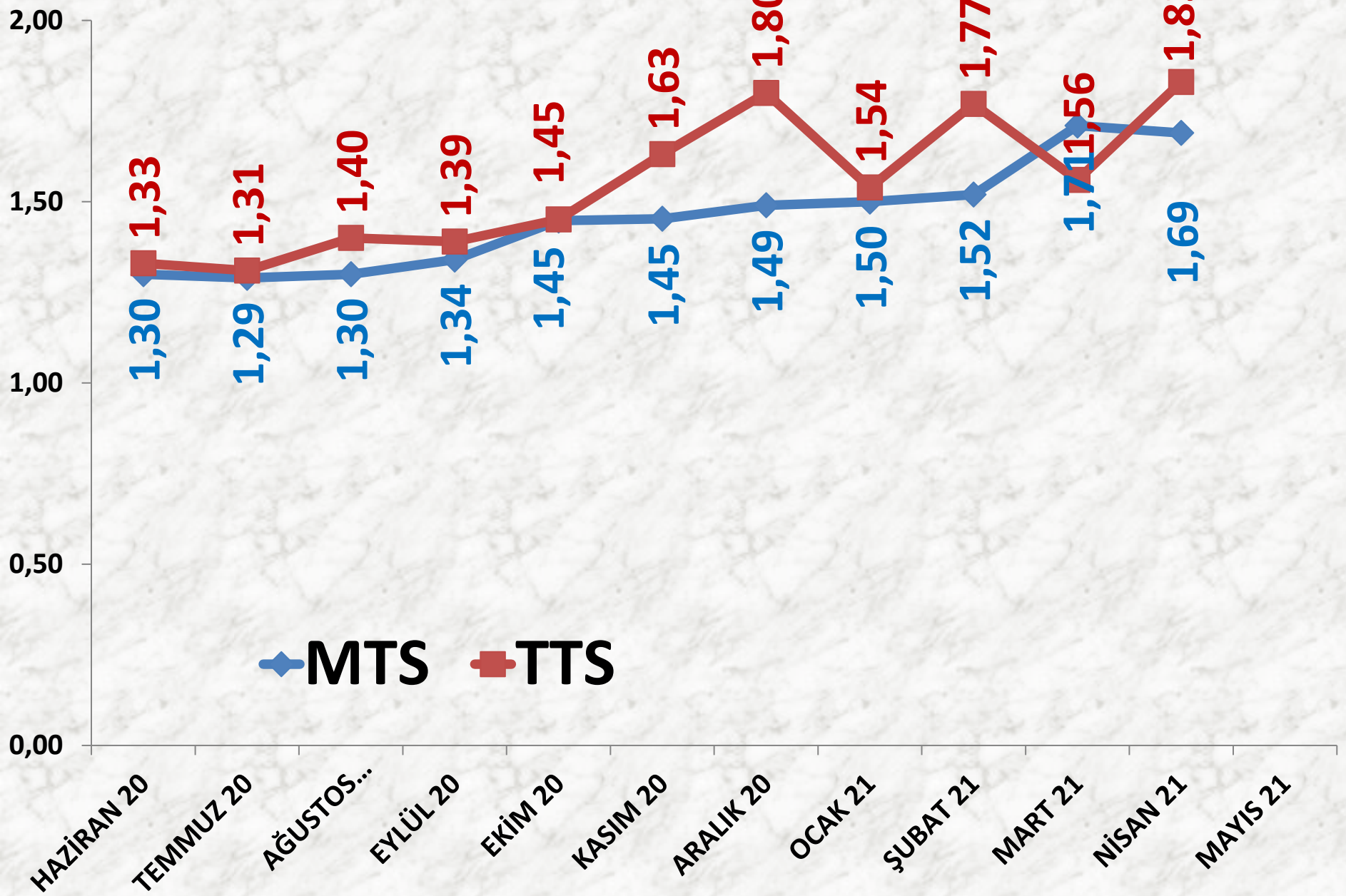
İŞLEM HACMİ (TON)	2019 MAYIS	2020 MAYIS		2021 MAYIS	
<i>MTS</i>	59 TON	247%	203 TON	-100%	-
<i>TTS</i>	756 TON	-33%	505 TON	-100%	-

EN AZ FİYAT	2019 MAYIS	2020 MAYIS		2021 MAYIS	
MTS	1,10 TL	9%	1,20 TL	-	-
TTS	1,11 TL	8%	1,20 TL	-	-

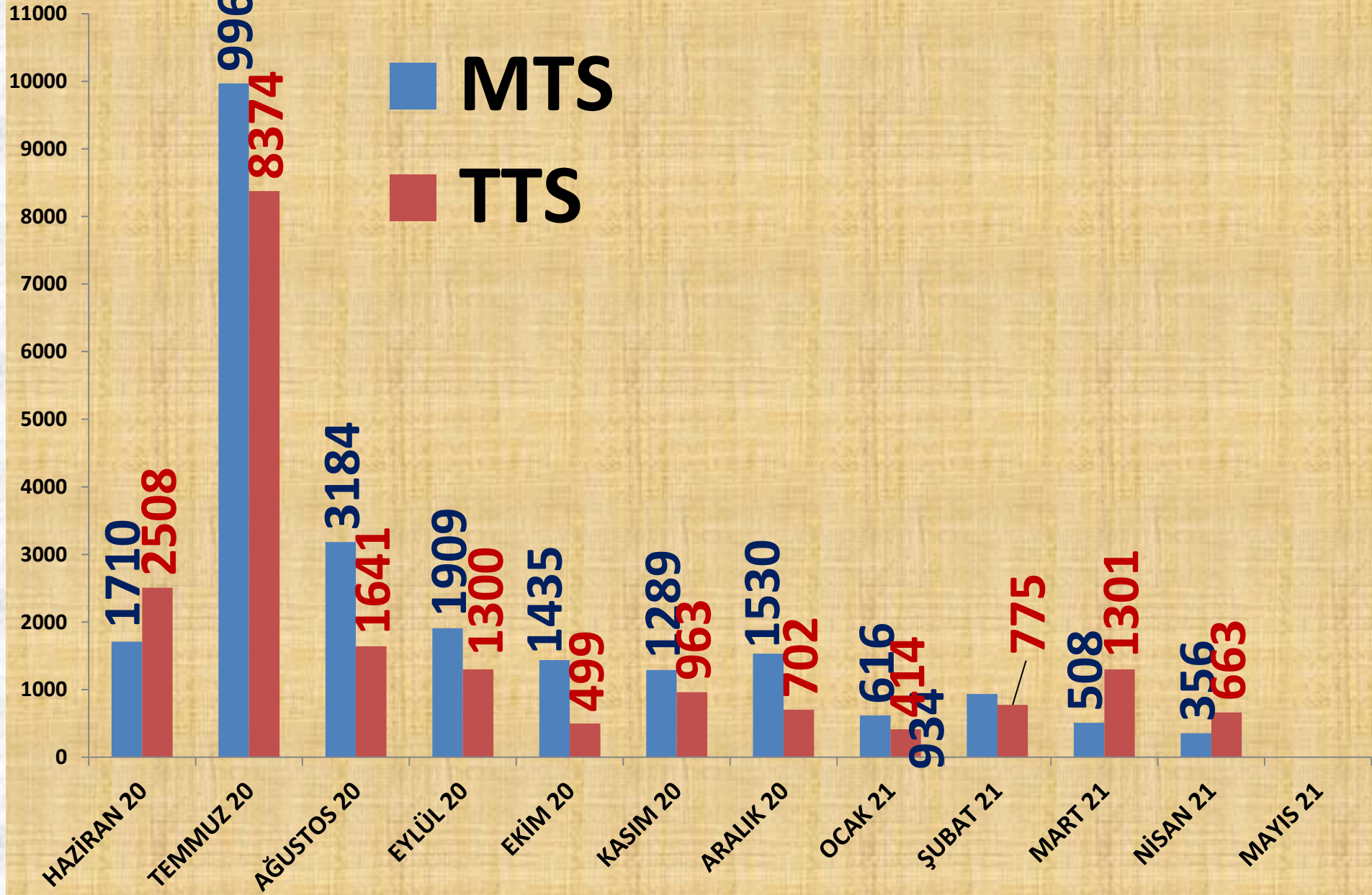
EN ÇOK FİYAT	2019 MAYIS	2020 MAYIS		2021 MAYIS	
MTS	1,25 TL	10%	1,38 TL	-	-
TTS	1,13 TL	24%	1,40 TL	-	-

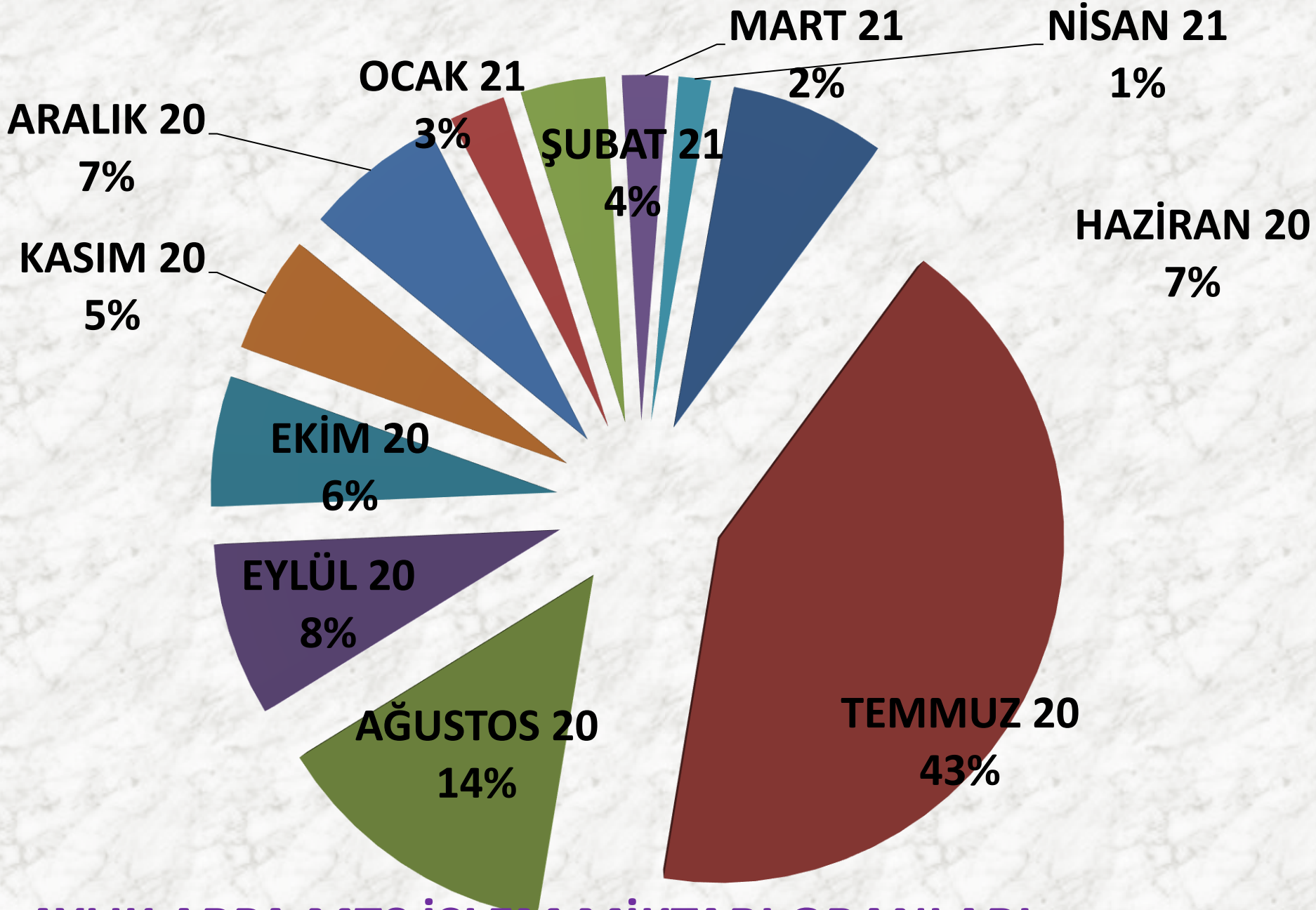
ORT. FİYAT	2019 MAYIS	2020 MAYIS		2021 MAYIS	
MTS	1,24 TL	8%	1,34 TL	-	-
TTS	1,12 TL	23%	1,38 TL	-	-

AYLIK ARPA FİYAT TRENDİ (TL)



AYLIK ARPA İŞLEM MİKTARI (TON)



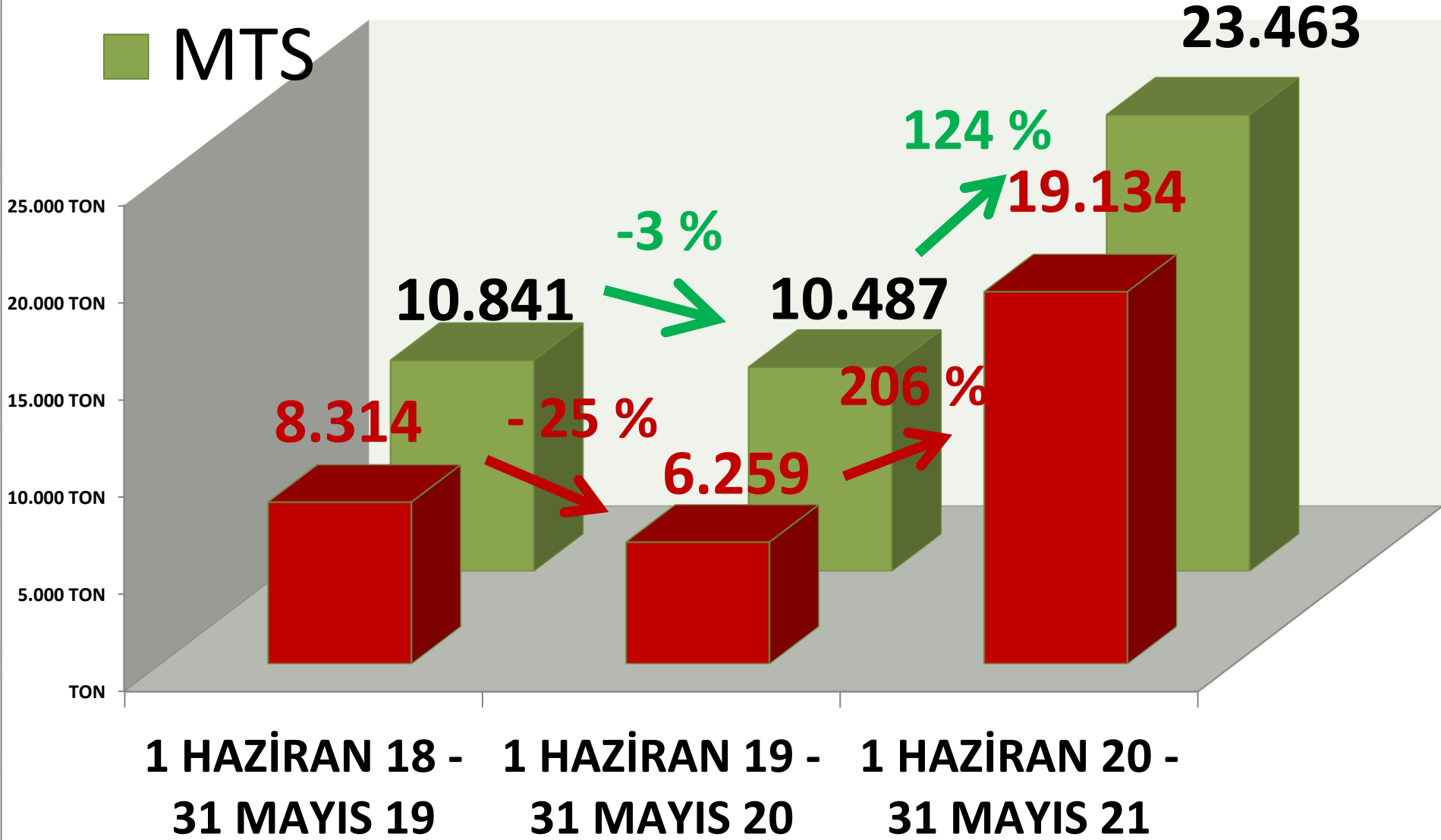


AYLIK ARPA MTS İŞLEM MİKTARI ORANLARI

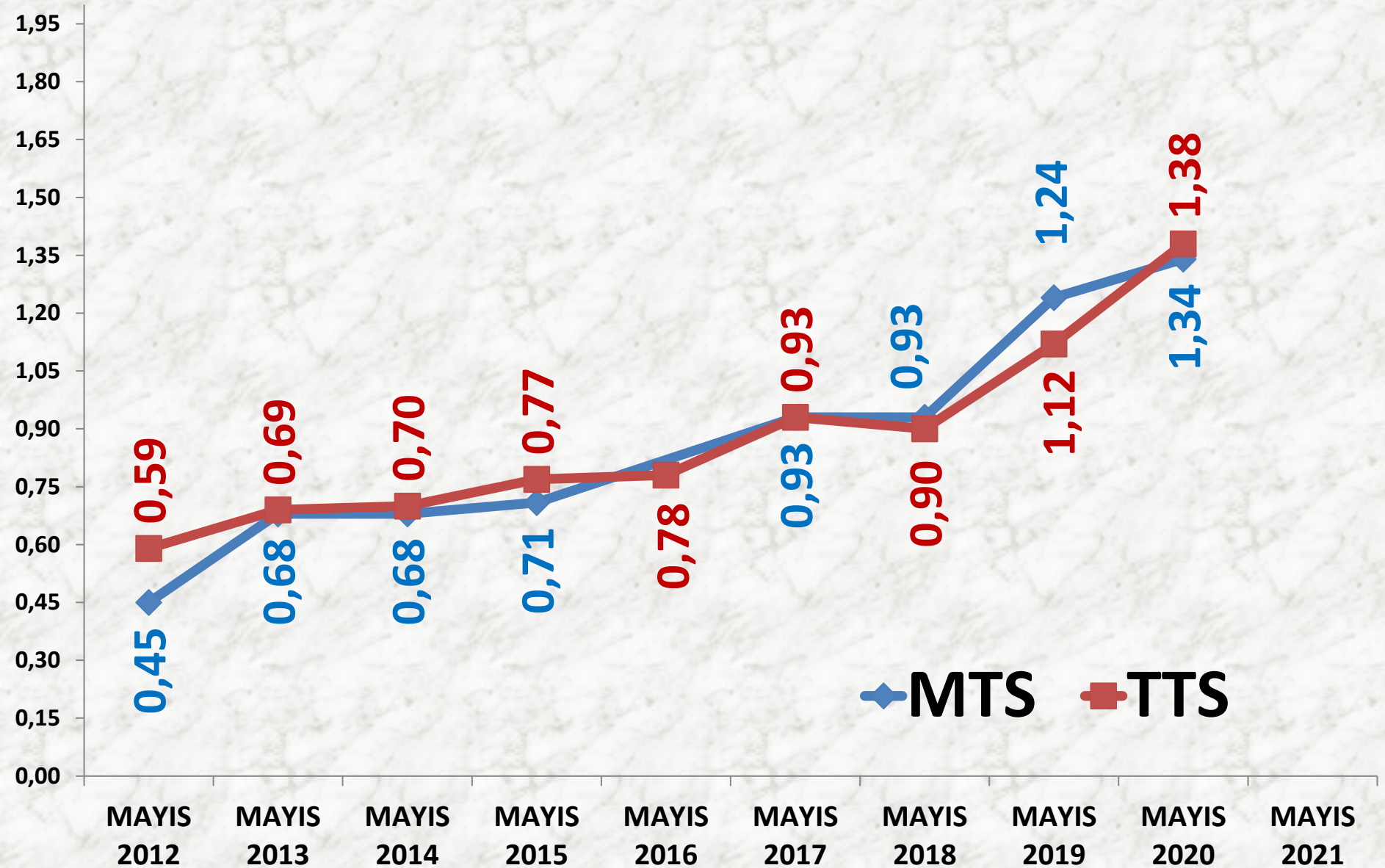
■ TTS

YILLIK ARPA İŞLEM MİKTARI (TON)

■ MTS



MAYIS AYLARI ARPA FİYAT TRENDİ (TL)



BUĞDAY

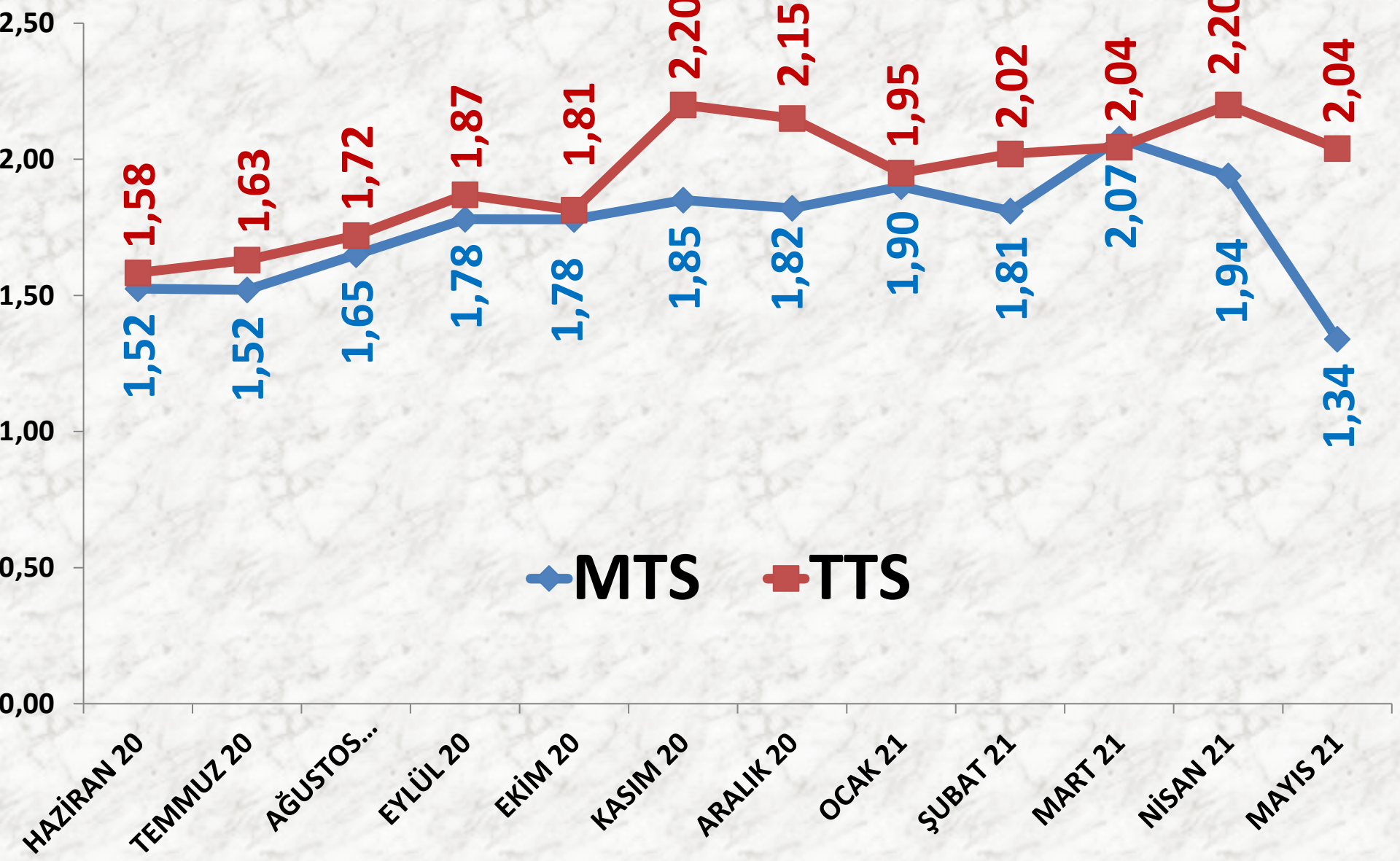
İŞLEM MİKTARI (TON)	2019 MAYIS	2020 MAYIS		2021 MAYIS	
MTS	13 TON	1753%	234 TON	-96%	10 TON
TTS	-	-	530 TON	-69%	163 TON

EN AZ FİYAT	2019 MAYIS	2020 MAYIS		2021 MAYIS	
MTS	1,00 TL	10%	1,10 TL	22%	1,34 TL
TTS	-	-	1,25 TL	63%	2,04 TL

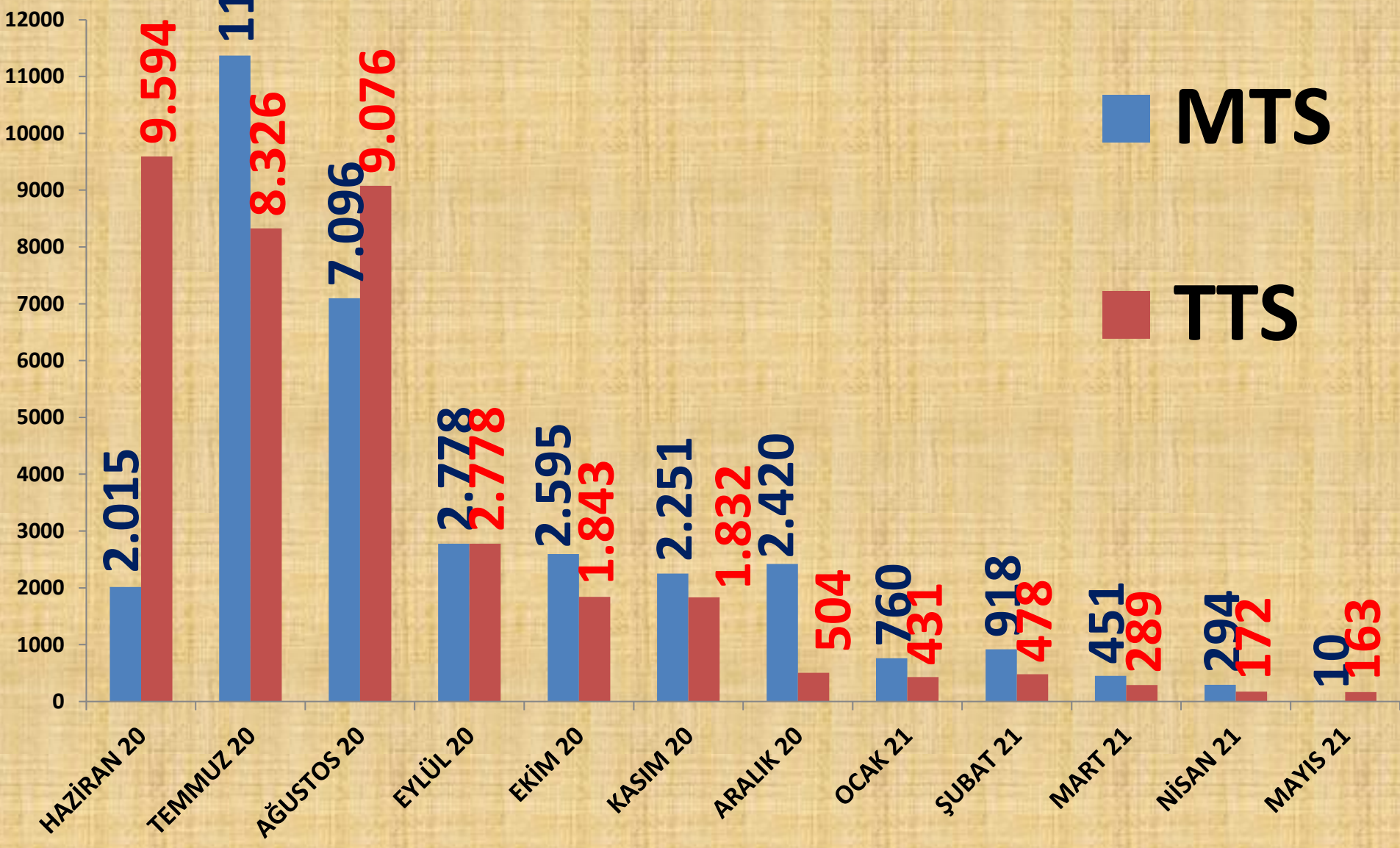
EN ÇOK FİYAT	2019 MAYIS	2020 MAYIS		2021 MAYIS	
MTS	2,70 TL	-39%	1,65 TL	-19%	1,34 TL
TTS	-	-	2,60 TL	-15%	2,20 TL

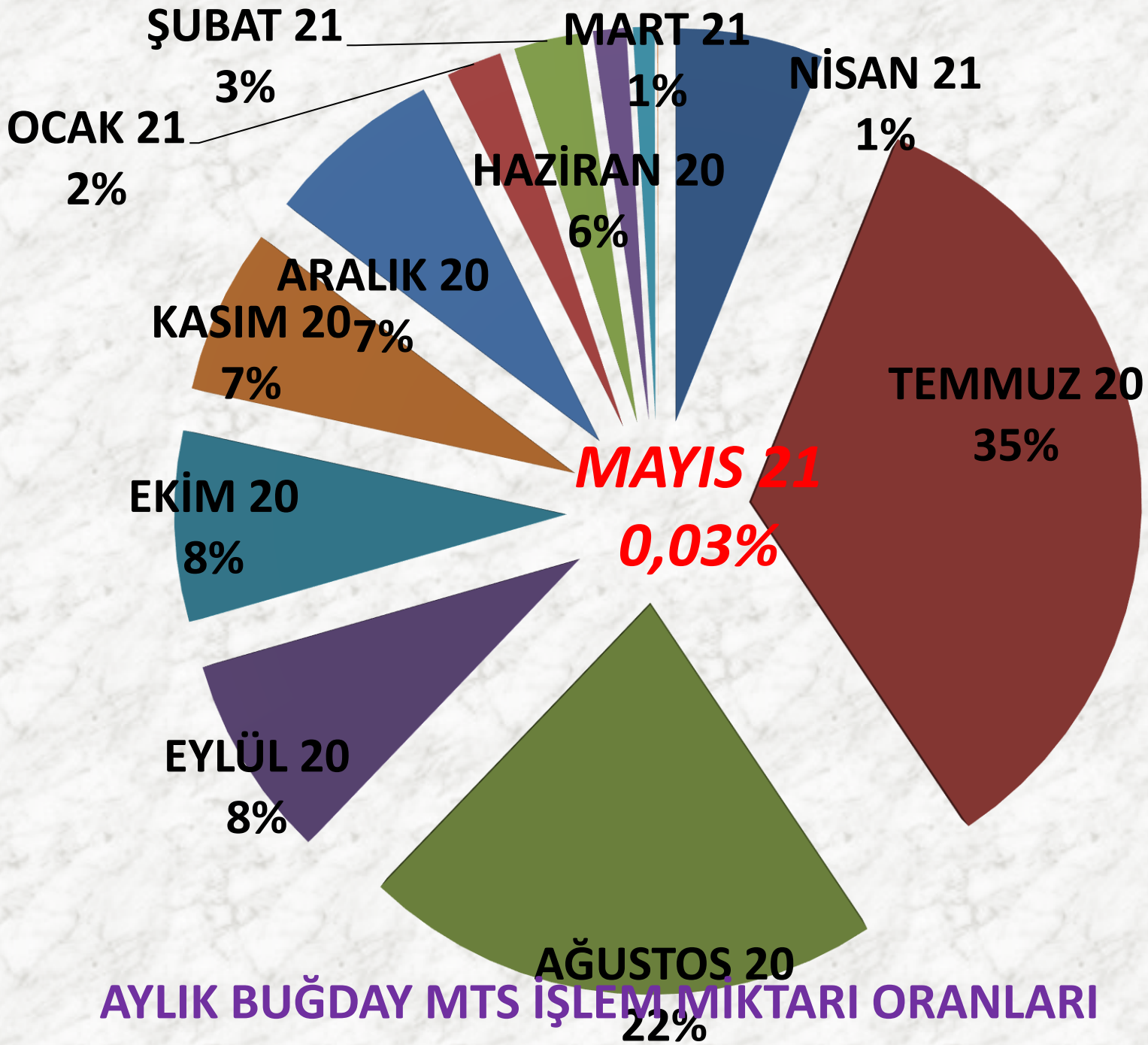
ORT. FİYAT	2019 MAYIS	2020 MAYIS		2021 MAYIS	
MTS	1,63 TL	-13%	1,41 TL	-5%	1,34 TL
TTS	-	-	1,70 TL	30%	2,21 TL

AYLIK BUĞDAY FİYAT TRENDİ (TL)



AYLIK BUĞDAY İŞLEM MİKTARI (TON)



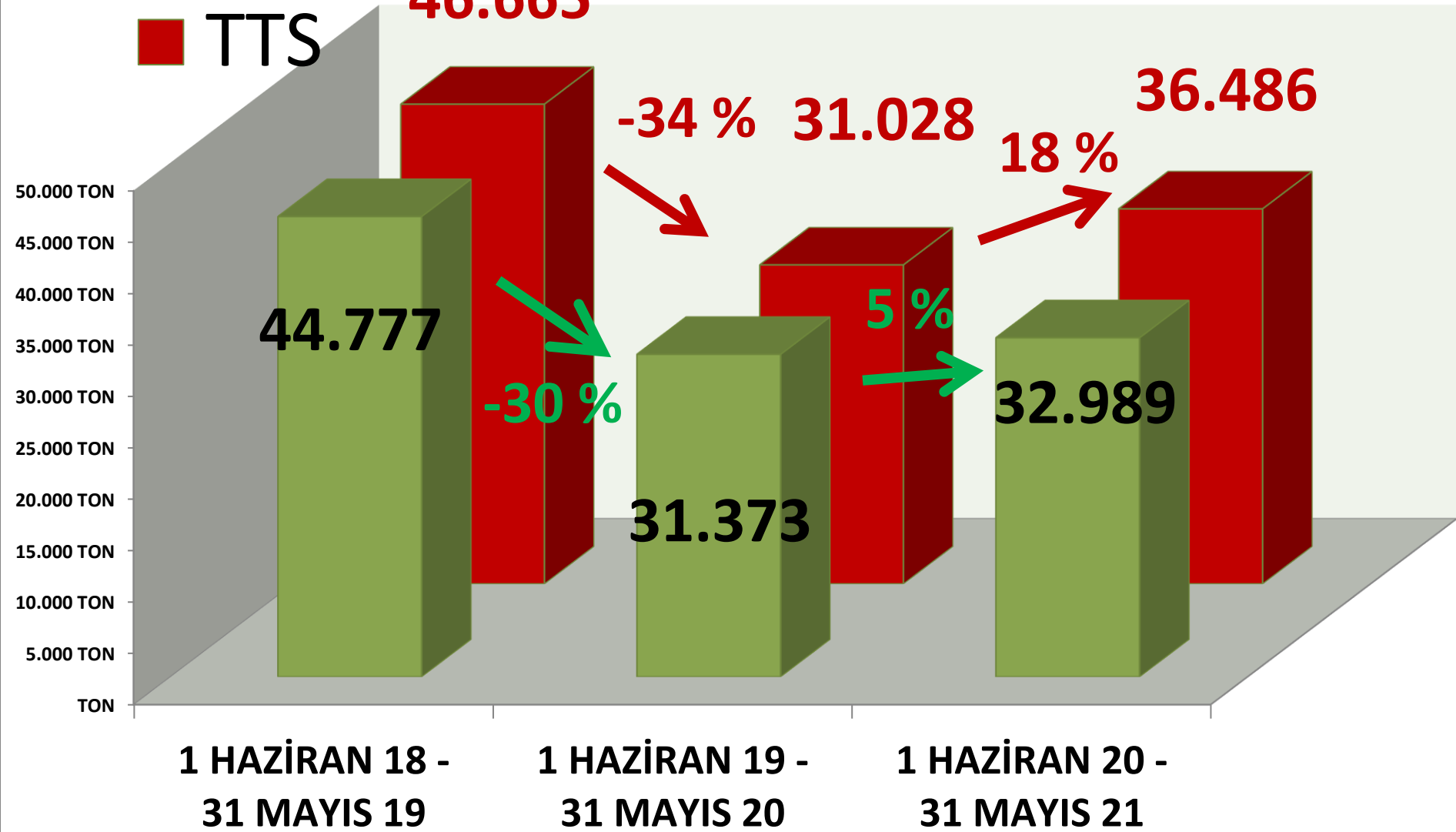


AYLIK BUĞDAY MTS İŞLEM MİKTARI ORANLARI

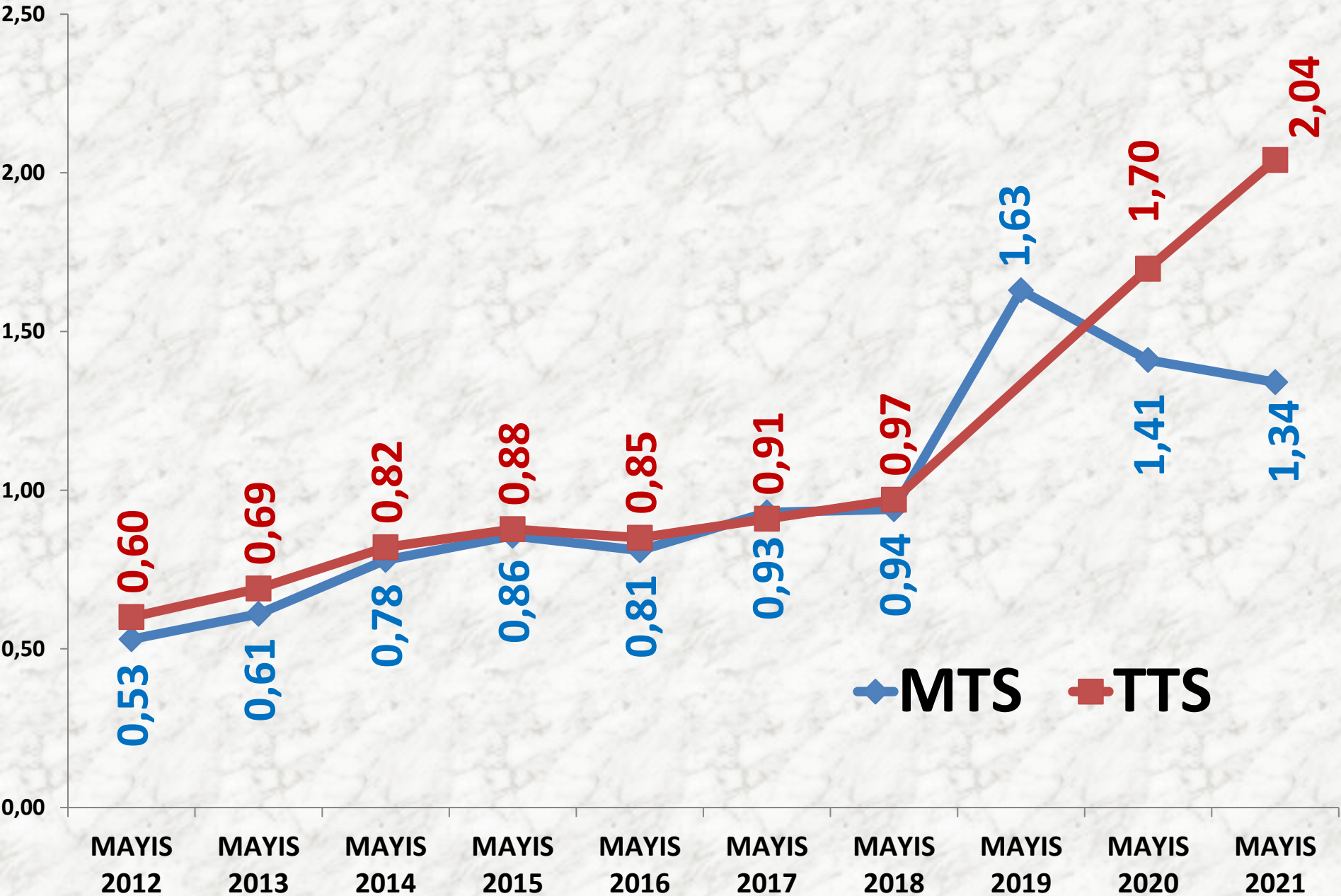
YILLIK BUĞDAY İŞLEM MİKTARI (TON)

■ MTS

■ TTS



MAYIS AYLARI BUĞDAY FİYAT ORT. (TL)



MISIR DANE

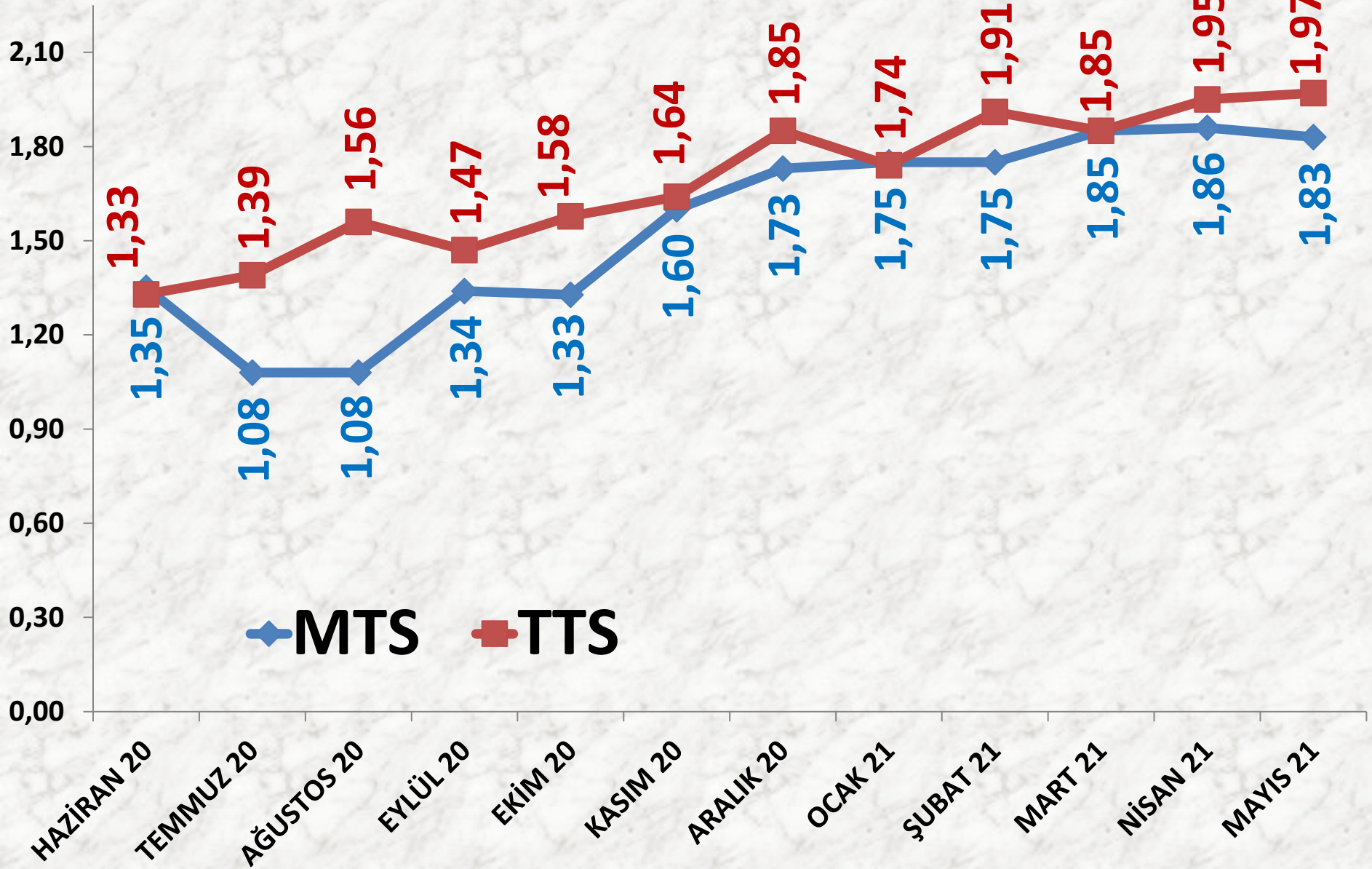
İŞLEM MİKTARI (TON)	2019 MAYIS	2020 MAYIS		2021 MAYIS	
MTS	274 TON	-59%	113 TON	2148%	2.547 TON
TTS	250 TON	189%	723 TON	750%	6.149 TON

EN AZ FİYAT	2019 MAYIS	2020 MAYIS		2021 MAYIS	
MTS	1,20 TL	-8%	1,10 TL	66%	1,82 TL
TTS	1,31 TL	-5%	1,25 TL	38%	1,72 TL

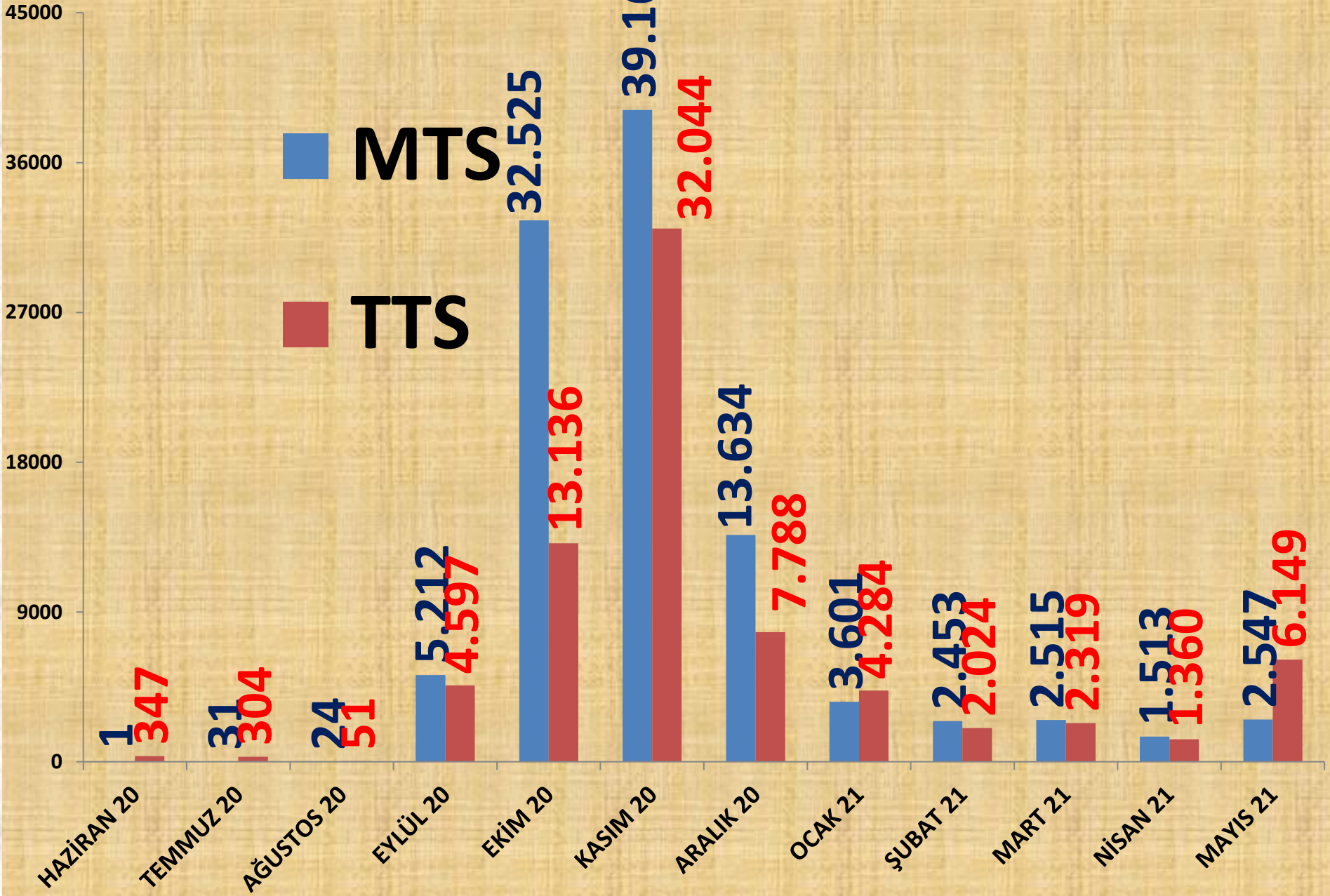
EN ÇOK FİYAT	2019 MAYIS	2020 MAYIS		2021 MAYIS	
MTS	1,30 TL	8%	1,40 TL	36%	1,90 TL
TTS	1,31 TL	15%	1,50 TL	40%	2,10 TL

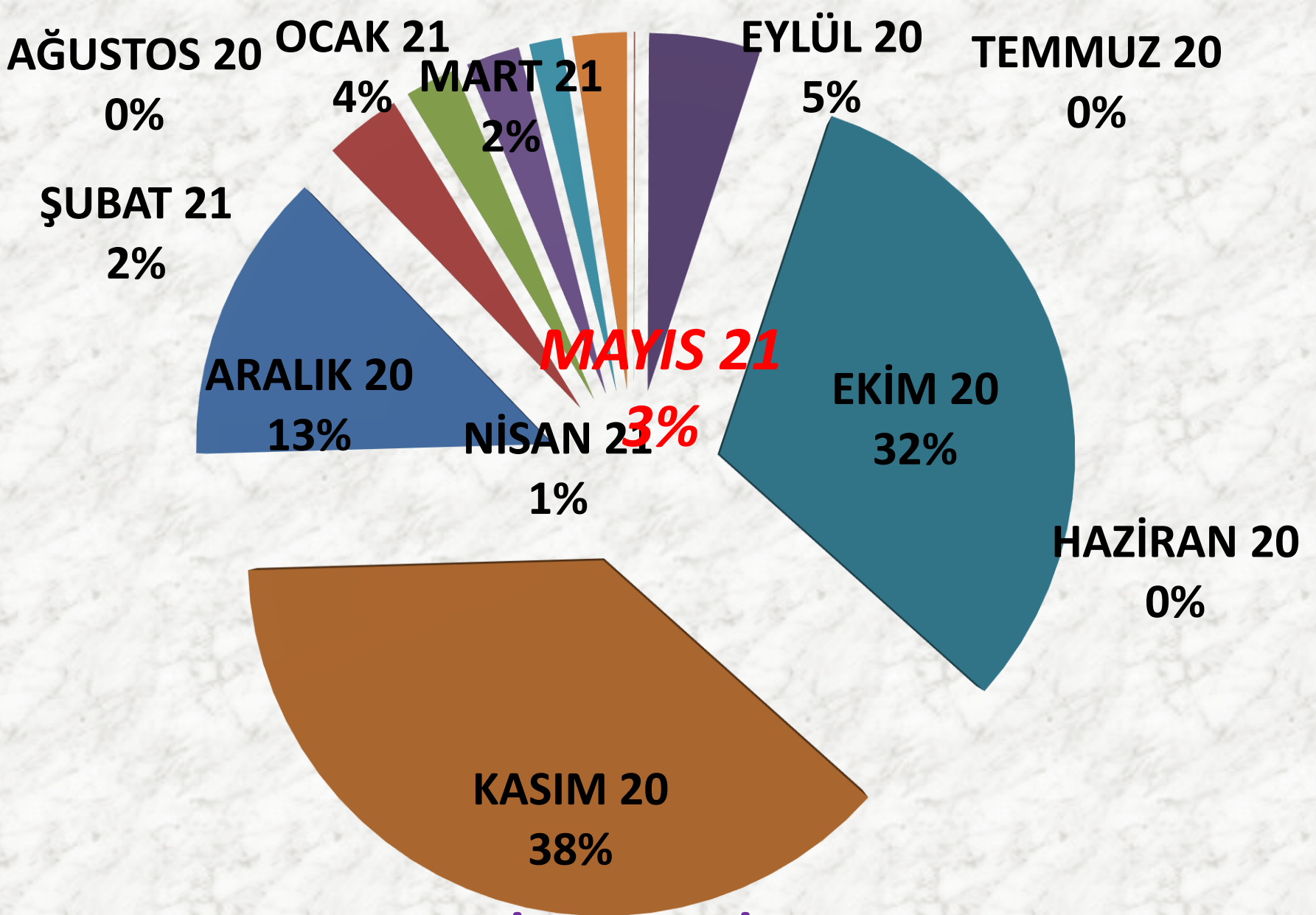
ORT. FİYAT	2019 MAYIS	2020 MAYIS		2021 MAYIS	
MTS	1,29 TL	2%	1,32 TL	39%	1,83 TL
TTS	1,31 TL	3%	1,35 TL	46%	1,97 TL

AYLIK MISIR DANE FİYAT TRENDİ (TL)



AYLIK MISIR DANE İŞLEM MİKTARI (TON)

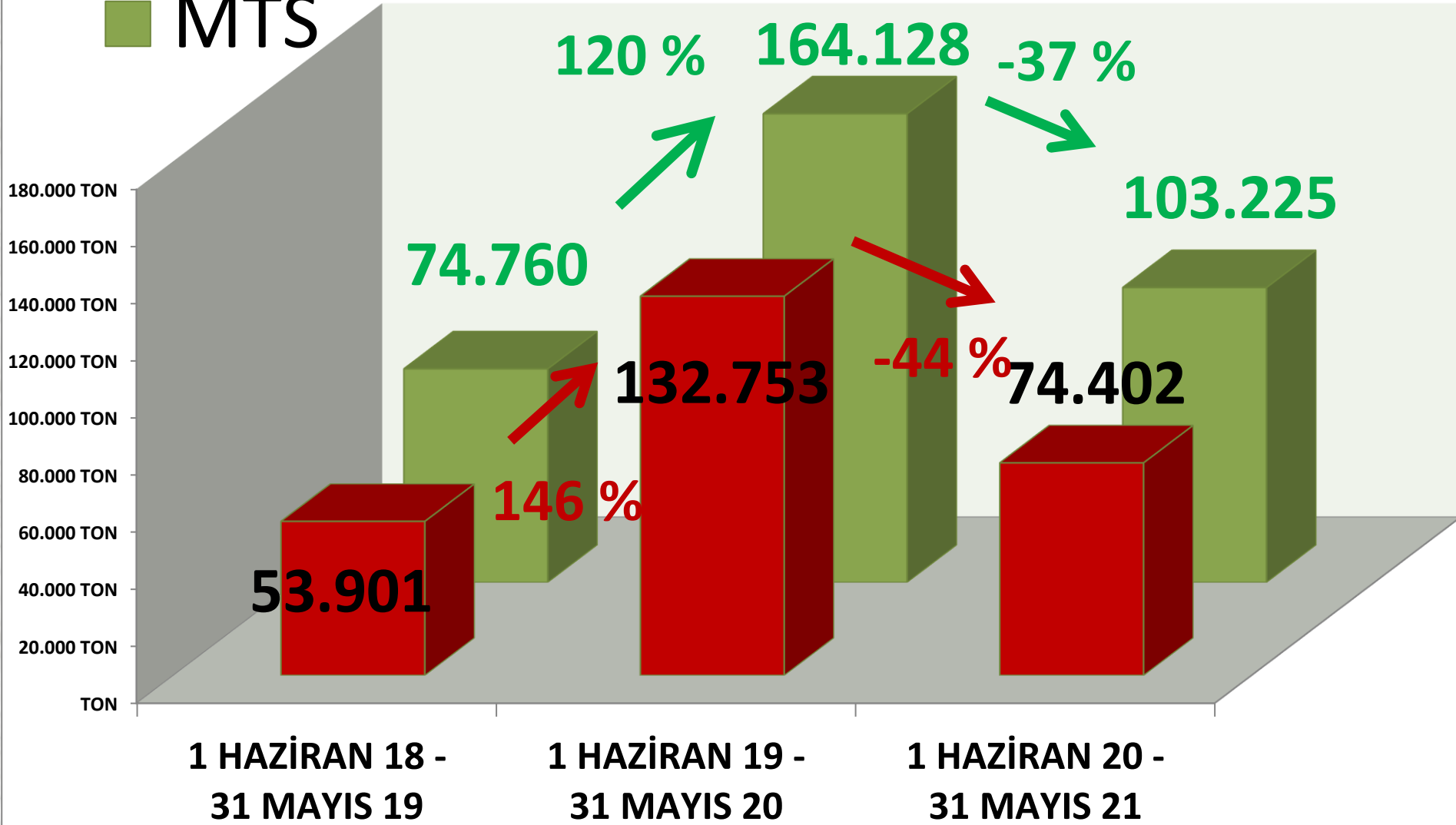




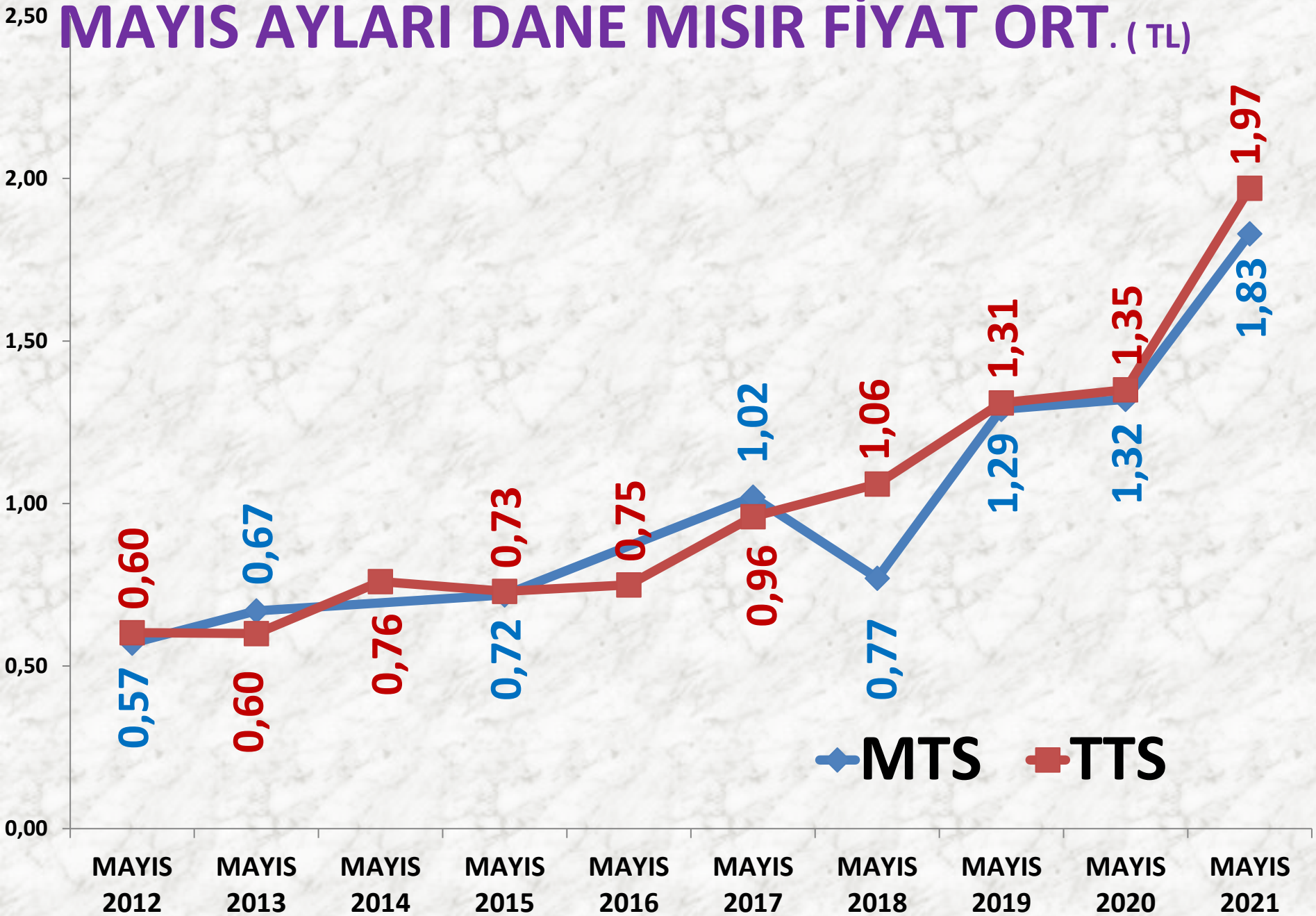
MISIR DANE MTS İŞLEM MİKTARI ORANLARI

TTS YILLIK MISIR DANE İŞLEM MİKTARI (TON)

■ TTS
■ MTS



MAYIS AYLARI DANE MISIR FİYAT ORT. (TL)



NOHUT

İŞLEM HACMİ (TON)	2019 MAYIS	2020 MAYIS		2021 MAYIS	
<i>MTS</i>	307 TON	-26%	228 TON	-67%	74 TON
<i>TTS</i>	403 TON	48%	598 TON	-71%	176 TON

EN AZ FİYAT	2019 MAYIS	2020 MAYIS		2021 MAYIS	
<i>MTS</i>	2,40 TL	-10%	2,15 TL	86%	4,00 TL
<i>TTS</i>	2,50 TL	4%	2,60 TL	-4%	2,50 TL

EN ÇOK FİYAT	2019 MAYIS	2020 MAYIS		2021 MAYIS	
<i>MTS</i>	8,92 TL	10%	9,82 TL	-13%	8,50 TL
<i>TTS</i>	8,60 TL	8%	9,30 TL	-27%	6,75 TL

ORT. FİYAT	2019 MAYIS	2020 MAYIS		2021 MAYIS	
<i>MTS</i>	4,56 TL	61%	7,36 TL	3%	7,61 TL
<i>TTS</i>	3,74 TL	-21%	2,95 TL	89%	5,57 TL

NOHUT DOĞAL

İŞLEM HACMI (TON)	2019 MAYIS	2020 MAYIS		2021 MAYIS	
MTS	188 TON	-68%	61 TON	-71%	18 TON
TTS	266 TON	30%	346 TON	-99%	2 TON

EN AZ FİYAT	2019 MAYIS	2020 MAYIS		2021 MAYIS	
MTS	2,90 TL	21%	3,50 TL	14%	4,00 TL
TTS	2,50 TL	4%	2,60 TL	12%	2,90 TL

EN ÇOK FİYAT	2019 MAYIS	2020 MAYIS		2021 MAYIS	
MTS	4,54 TL	10%	5,00 TL	4%	5,20 TL
TTS	5,00 TL	-7%	4,66 TL	-38%	2,90 TL

ORT. FİYAT	2019 MAYIS	2020 MAYIS		2021 MAYIS	
MTS	4,34 TL	-4%	4,16 TL	17%	4,86 TL
TTS	3,84 TL	3%	3,96 TL	-27%	2,90 TL

NOHUT - ELENMİŞ

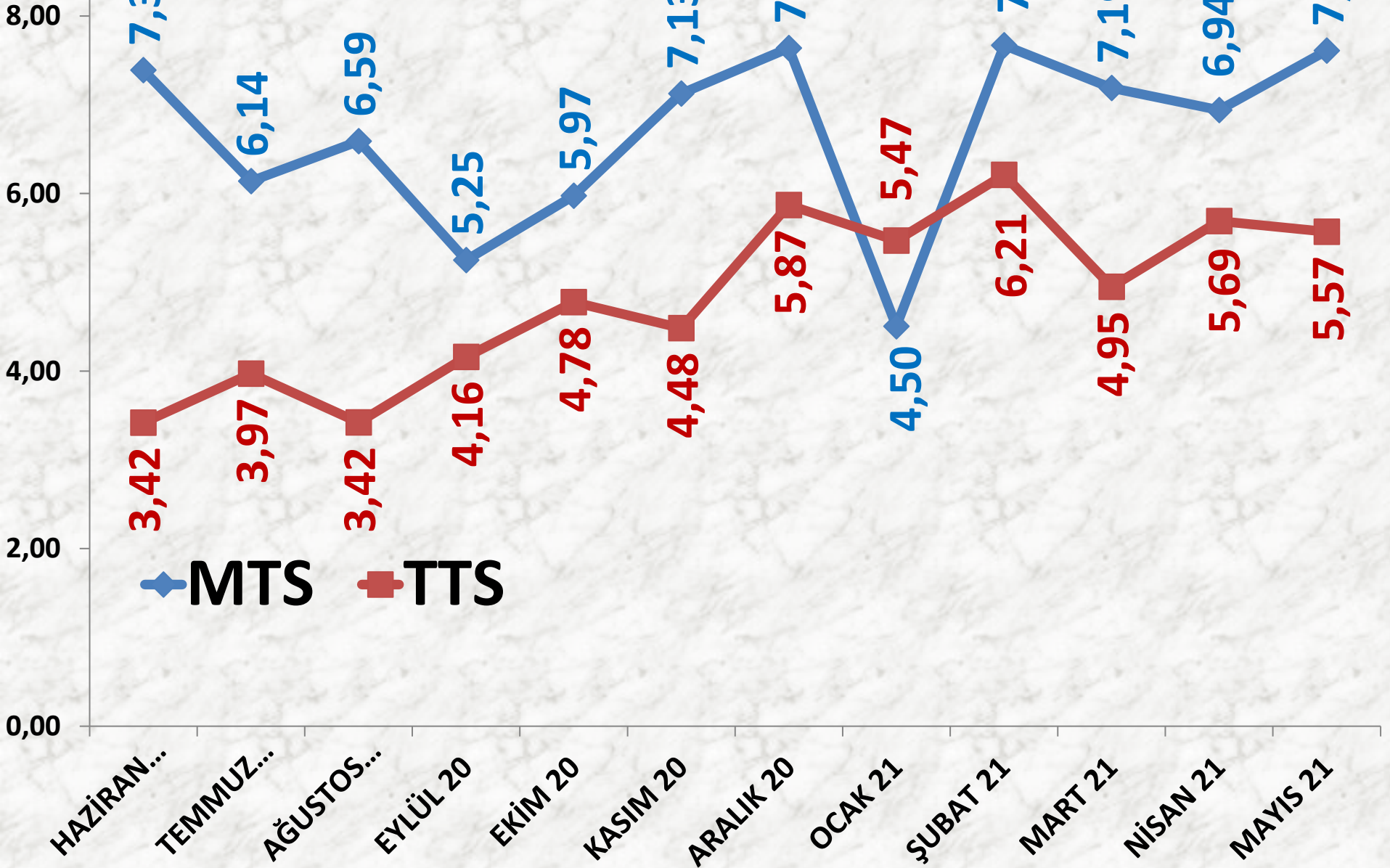
İŞLEM HACMİ (TON)	2019 MAYIS	2020 MAYIS		2021 MAYIS	
MTS	54 TON	197%	159 TON	-65%	56 TON
TTS	36 TON	-78%	8 TON	1913%	161 TON

EN AZ FİYAT	2019 MAYIS	2020 MAYIS		2021 MAYIS	
MTS	6,80 TL	16%	7,91 TL	7%	8,50 TL
TTS	5,40 TL	33%	7,20 TL	-25%	5,40 TL

EN ÇOK FİYAT	2019 MAYIS	2020 MAYIS		2021 MAYIS	
MTS	8,92 TL	10%	9,82 TL	-13%	8,50 TL
TTS	8,60 TL	8%	9,33 TL	-28%	6,75 TL

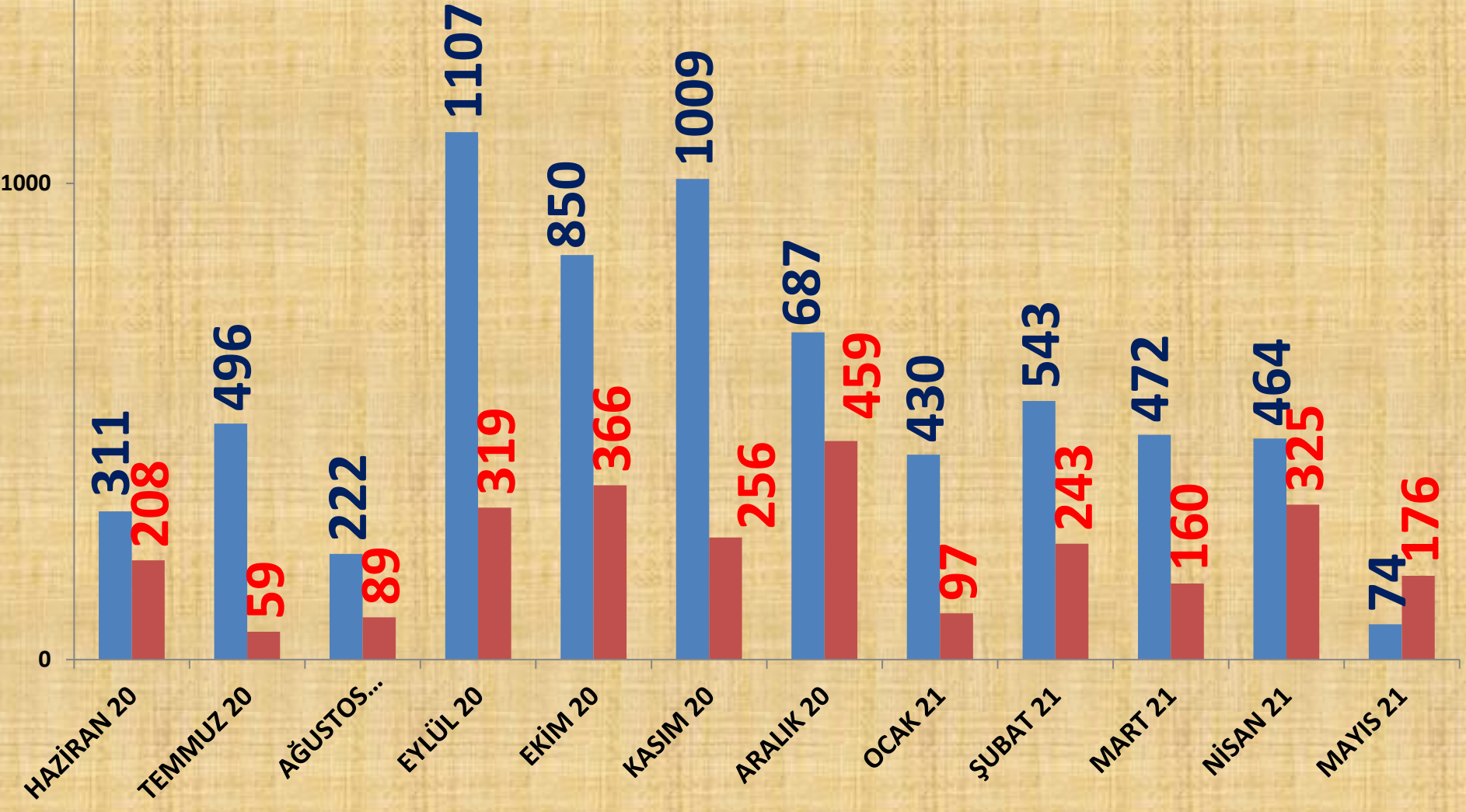
ORT. FİYAT	2019 MAYIS	2020 MAYIS		2021 MAYIS	
MTS	7,94 TL	11%	8,81 TL	-4%	8,50 TL
TTS	7,65 TL	7%	8,19 TL	-29%	5,84 TL

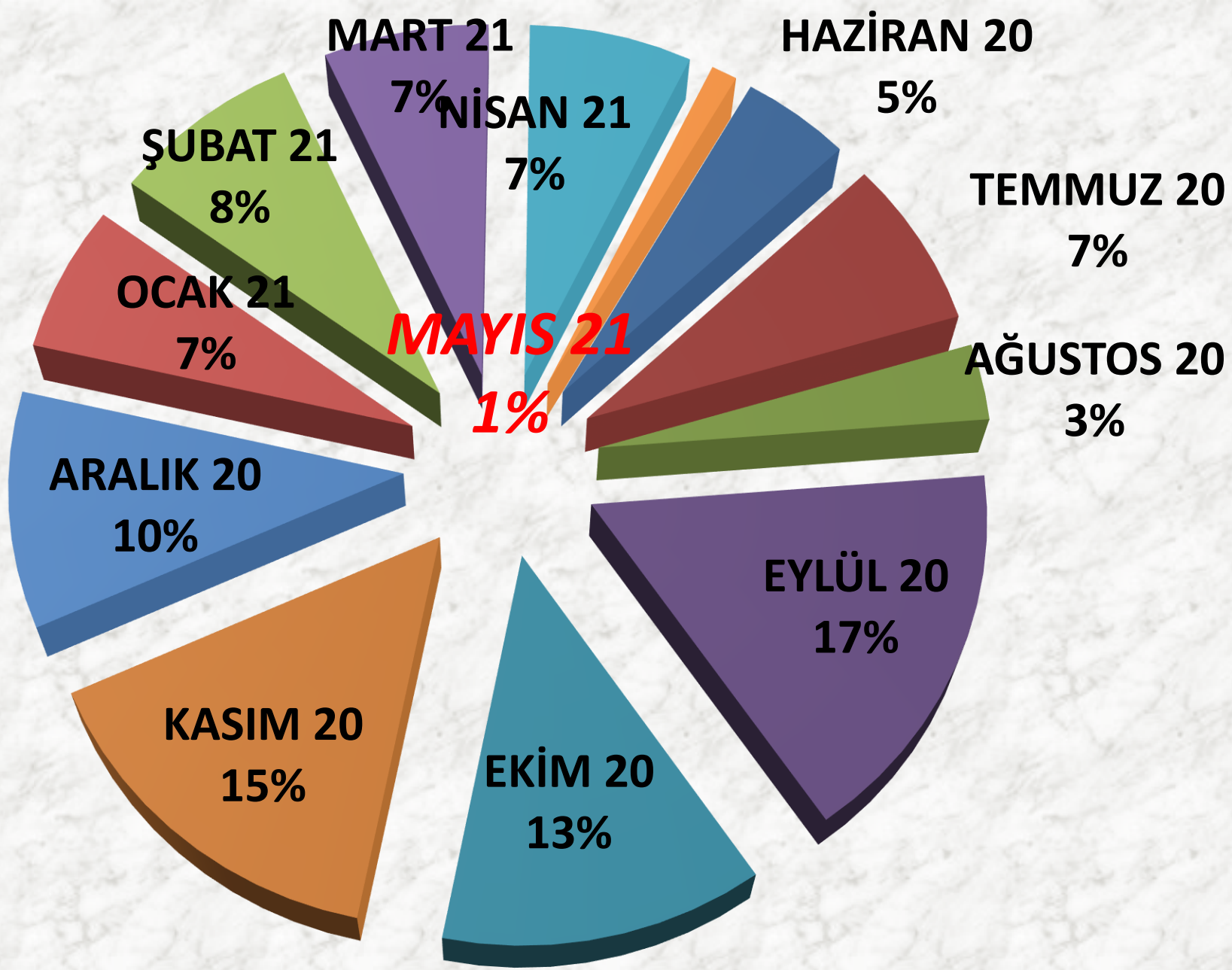
AYLIK NOHUT FİYAT TRENDİ (TL)



AYLIK NOHUT İŞLEM MİKTARI (TON)

■ MTS ■ TTS



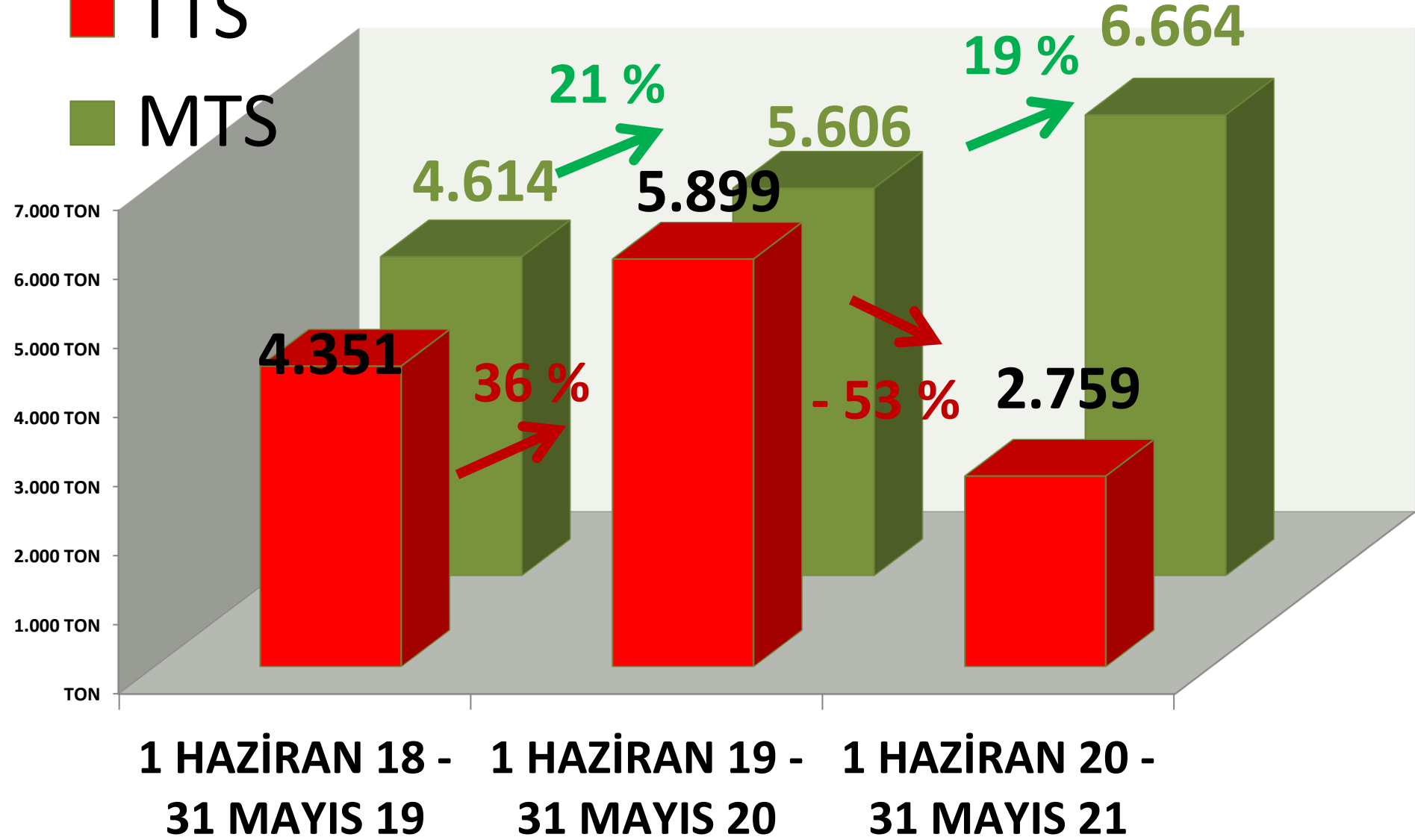


AYLIK NOHUT MTS İŞLEM MİKTARI ORANLARI

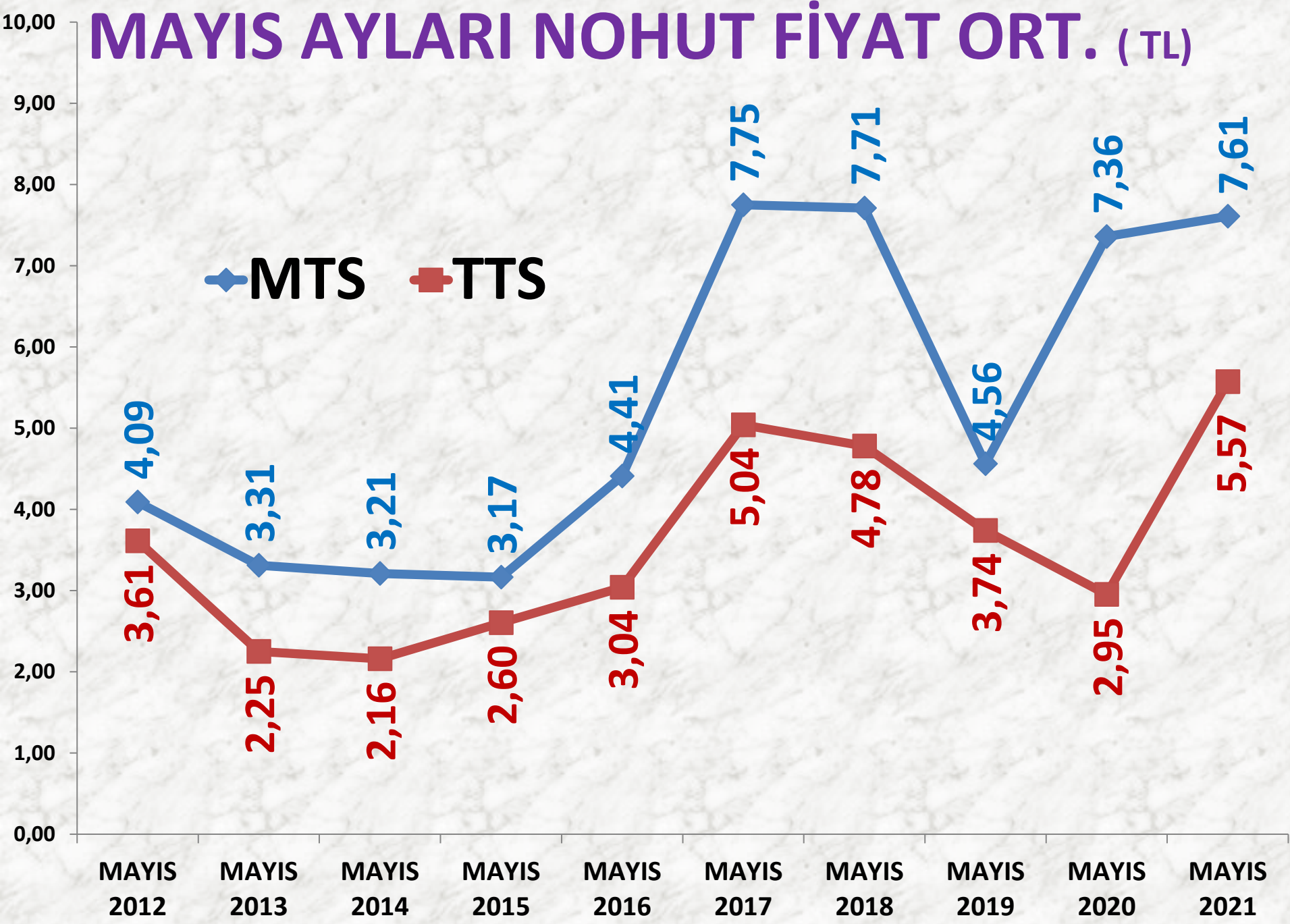
YILLIK TOPLAM NOHUT İŞLEM MİKTARI (TON)

■ TTS

■ MTS



MAYIS AYLARI NOHUT FİYAT ORT. (TL)



BEYAZ LEBLEBİ

LEBLEBİ BEYAZ 8,50 mm

İŞLEM MİKTARI(TON)	2019 MAYIS		2020 MAYIS		2021 MAYIS	
	TTS	1 TON	1241%	13 TON	4%	14 TON

LEBLEBİ BEYAZ 9 mm

İŞLEM MİKTARI (TON)	2019 MAYIS		2020 MAYIS		2021 MAYIS	
	TTS	35 TON	52%	53 TON	51%	80 TON

BEYAZ LEBLEBİ

LEBLEBİ BEYAZ 9+ 9,50 mm

İŞLEM MİKTARI (TON)	2019 MAYIS	2020 MAYIS		2021 MAYIS	
TTS	194 TON	-52%	93 TON	-91%	9 TON

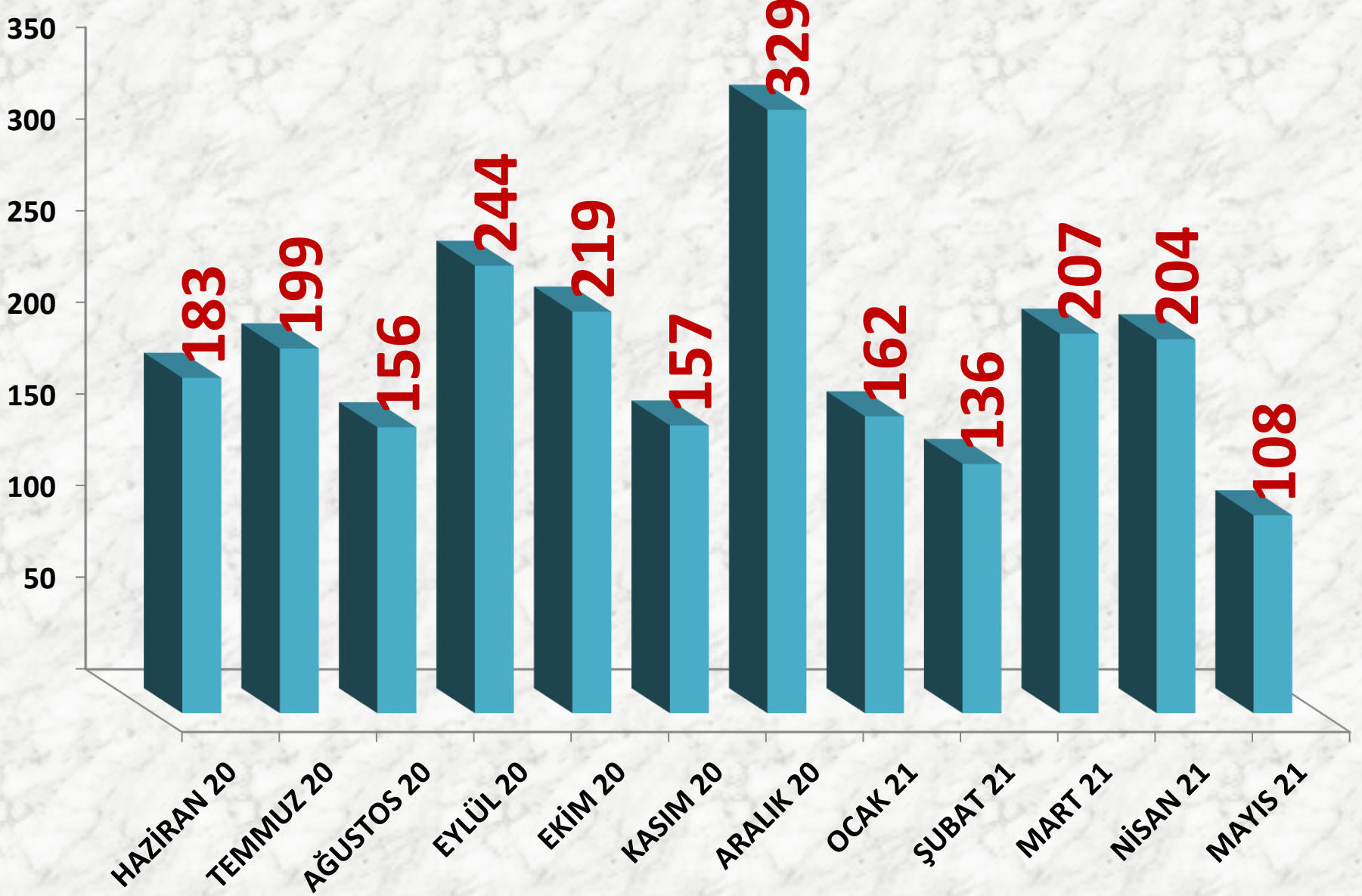
LEBLEBİ BEYAZ Elenti

İŞLEM MİKTARI (TON)	2019 MAYIS	2020 MAYIS		2021 MAYIS	
TTS	7 TON	-100%	-	-	5 TON

LEBLEBİ BEYAZ TOPLAM

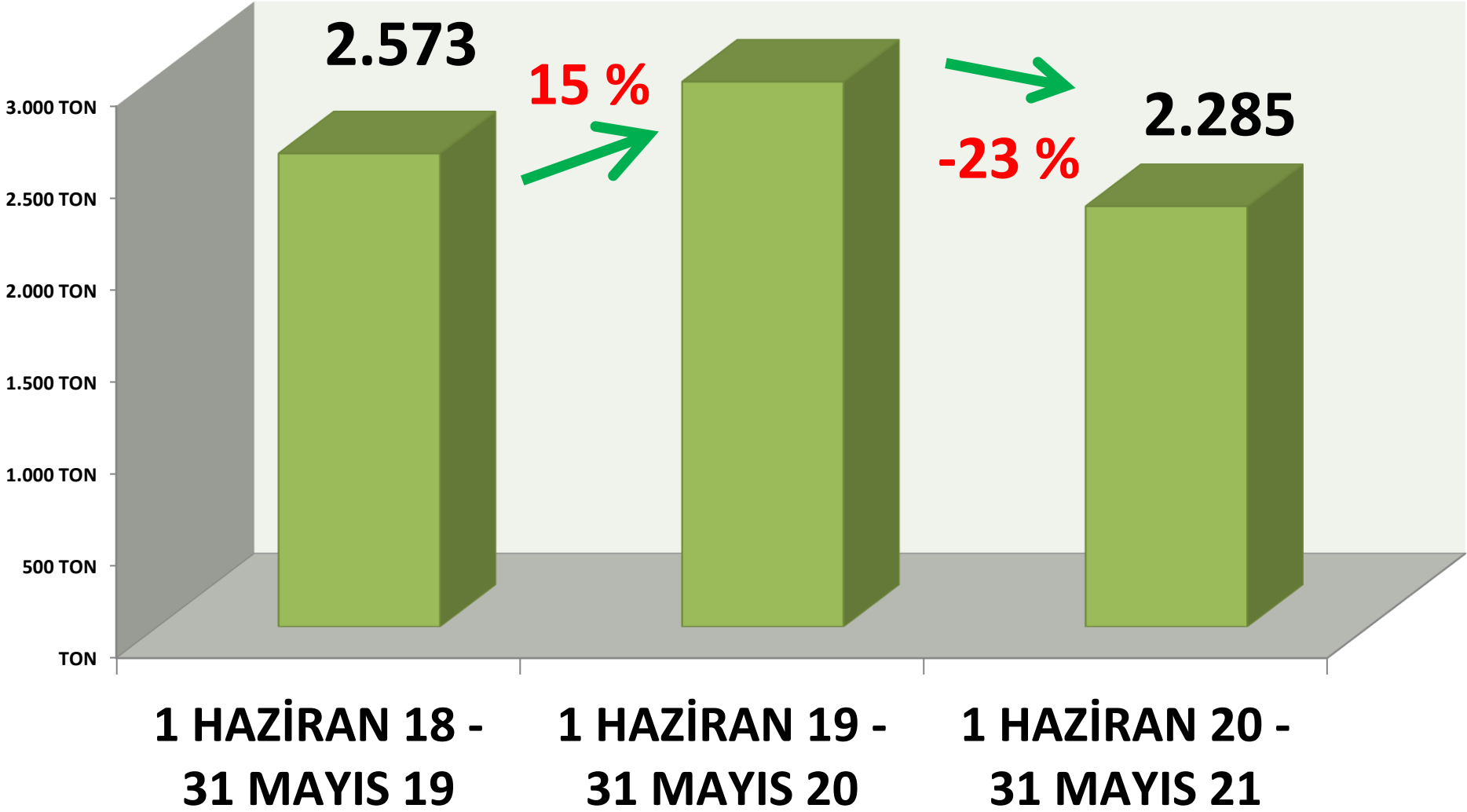
<u>İŞLEM MİKTARI (TON)</u>	<u>2019 MAYIS</u>	<u>2020 MAYIS</u>		<u>2021 MAYIS</u>	
<u>TTS</u>	<u>237 TON</u>	<u>-33%</u>	<u>159 TON</u>	<u>-32%</u>	<u>108 TON</u>

Leblebi Beyaz İşlem Miktarı (Ton)



YILLIK TOPLAM BEYAZ LEBLEBİ İŞLEM MİKTARI (TON)

2.963



LEBLEBİ BEYAZ 8,50 mm FİYATLARI

	2019 MAYIS	2020 MAYIS		2021 MAYIS	
EN AZ	7,70 TL	-9%	7,00 TL	-16%	5,86 TL
EN ÇOK	8,00 TL	0%	8,00 TL	-27%	5,86 TL
ORTALAMA	7,78 TL	-3%	7,55 TL	-23%	5,86 TL

LEBLEBİ BEYAZ 9 mm FİYATLARI

	2019 MAYIS	2020 MAYIS		2021 MAYIS	
EN AZ	12,50 TL	3%	12,90 TL	-11%	11,53 TL
EN ÇOK	18,50 TL	-14%	16,00 TL	19%	19,00 TL
ORTALAMA	13,93 TL	-1%	13,74 TL	7%	14,64 TL

LEBLEBİ BEYAZ 9+ 9,50 mm FİYATLARI

	2019 MAYIS	2020 MAYIS		2021 MAYIS	
EN AZ	8,00 TL	3%	8,25 TL	13%	9,35 TL
EN ÇOK	12,00 TL	-8%	11,00 TL	0%	11,00 TL
ORTALAMA	10,55 TL	-7%	9,78 TL	-15%	8,30 TL

LEBLEBİ BEYAZ ELENTİ FİYATLARI

	2019 MAYIS	2020 MAYIS		2021 MAYIS	
ORTALAMA	1,99 TL	-	-	-	2,25 TL

SARI LEBLEBİ

LEBLEBİ SARI 9 mm

İŞLEM MİKTARI (TON)	2019 MAYIS	2020 MAYIS		2021 MAYIS	
TTS	622 TON	-44%	350 TON	-93%	24 TON

LEBLEBİ SARI 9,50 mm

İŞLEM MİKTARI (TON)	2019 MAYIS	2020 MAYIS		2021 MAYIS	
TTS	485 TON	13%	546 TON	-82%	98 TON

LEBLEBİ SARI 9,75 mm

İŞLEM MİKTARI (TON)	2019 MAYIS	2020 MAYIS		2021 MAYIS	
TTS	152 TON	-14%	130 TON	172%	354 TON

LEBLEBİ SARI 10 mm

İŞLEM MİKTARI (TON)	2019 MAYIS	2020 MAYIS		2021 MAYIS	
TTS	127 TON	-8%	116 TON	176%	320 TON

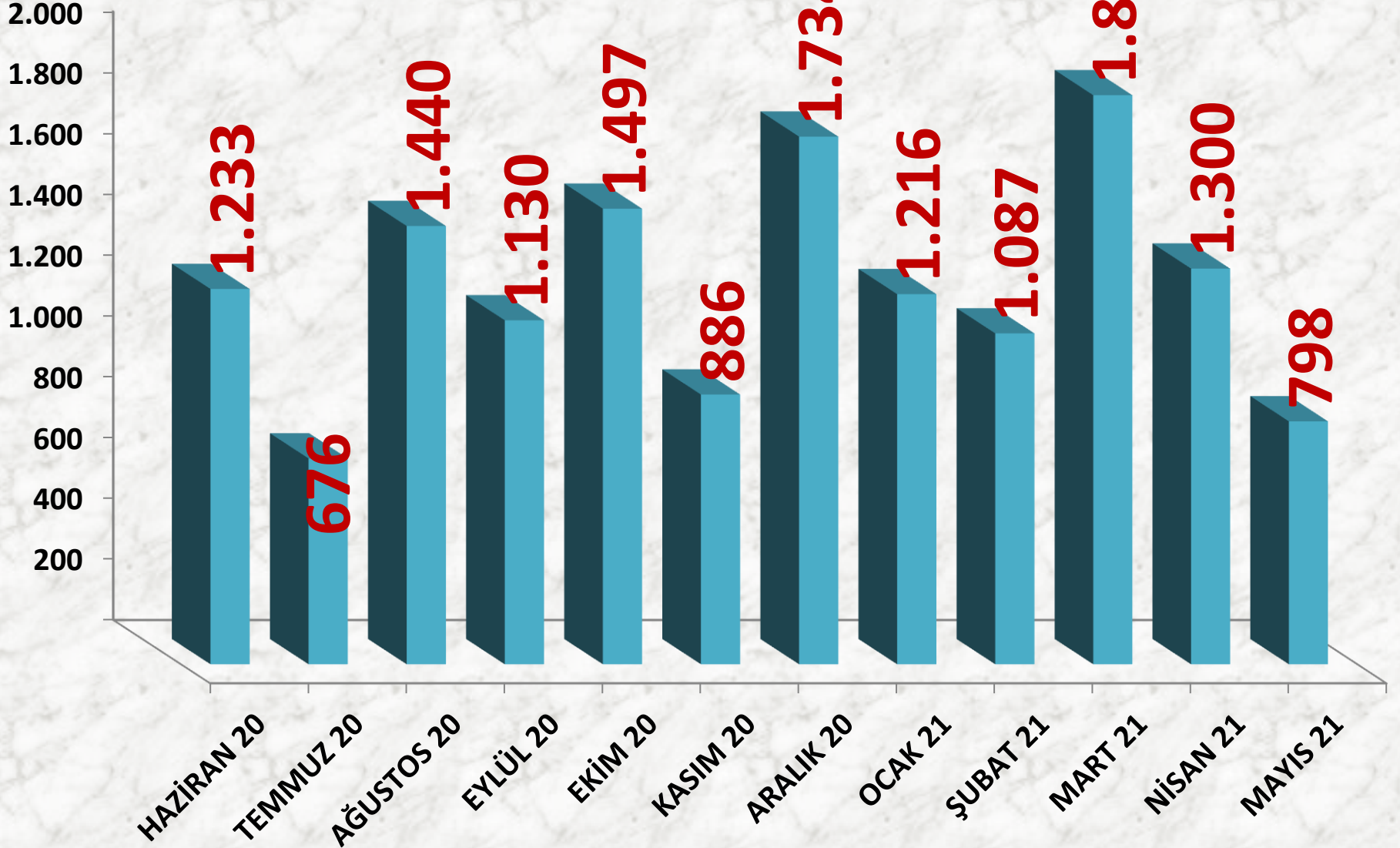
LEBLEBİ SARI Kalburaltı

İŞLEM MİKTARI (TON)	2019 MAYIS	2020 MAYIS		2021 MAYIS	
TTS	47 TON	-77%	11 TON	-91%	1 TON

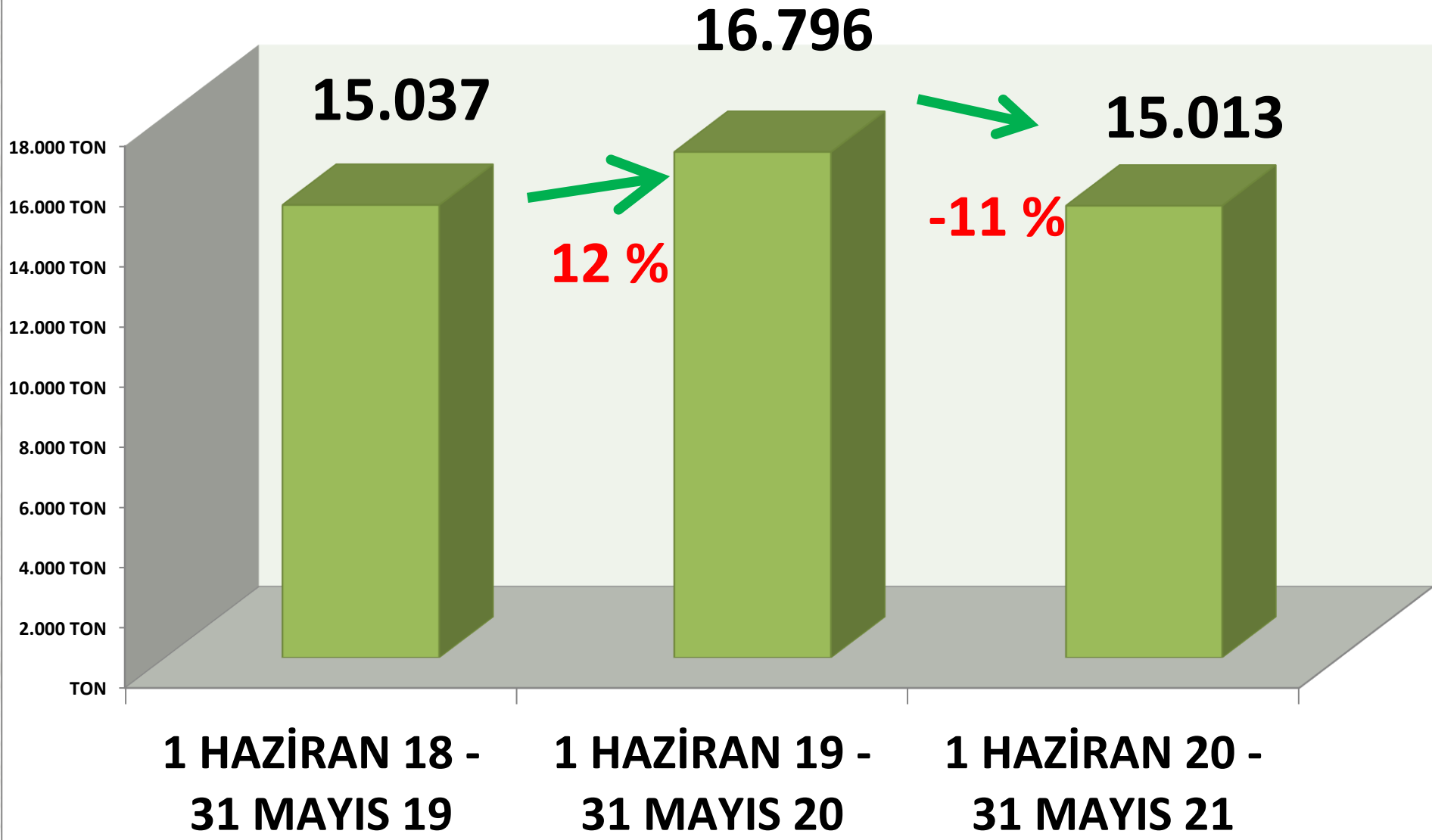
LEBLEBİ SARI TOPLAM

İŞLEM MİKTARI (TON)	<u>2019 MAYIS</u>	<u>2020 MAYIS</u>		<u>2021 MAYIS</u>	
<u>TTS</u>	<u>1.433 TON</u>	-20%	<u>1.153 TON</u>	-31%	<u>798 TON</u>

Leblebi Sarı İşlem Miktarı (Ton)



YILLIK TOPLAM SARI LEBLEBİ İŞLEM MİKTARI (TON)



LEBLEBİ SARI 9 mm FİYATLARI

	2019 MAYIS	2020 MAYIS		2021 MAYIS	
EN AZ	5,30 TL	-6%	5,00 TL	0%	5,00 TL
EN ÇOK	8,50 TL	-6%	8,00 TL	-13%	7,00 TL
ORTALAMA	7,32 TL	-1%	7,22 TL	-11%	6,40 TL

LEBLEBİ SARI 9,50 mm FİYATLARI

	2019 MAYIS	2020 MAYIS		2021 MAYIS	
EN AZ	8,00 TL	2%	8,20 TL	-15%	7,00 TL
EN ÇOK	10,00 TL	0%	10,00 TL	-10%	9,00 TL
ORTALAMA	8,94 TL	-1%	8,83 TL	-6%	8,30 TL

LEBLEBİ SARI 9,75 mm FİYATLARI

	2019 MAYIS	2020 MAYIS		2021 MAYIS	
EN AZ	10,00 TL	2%	10,15 TL	-10%	9,10 TL
EN ÇOK	11,00 TL	0%	11,00 TL	0%	11,00 TL
ORTALAMA	10,24 TL	4%	10,63 TL	-6%	9,95 TL

LEBLEBİ SARI 10 mm FİYATLARI

	2019 MAYIS	2020 MAYIS		2021 MAYIS	
EN AZ	11,12 TL	3%	11,50 TL	-4%	11,00 TL
EN ÇOK	14,50 TL	-11%	12,90 TL	14%	14,75 TL
ORTALAMA	12,52 TL	0%	12,52 TL	3%	12,88 TL

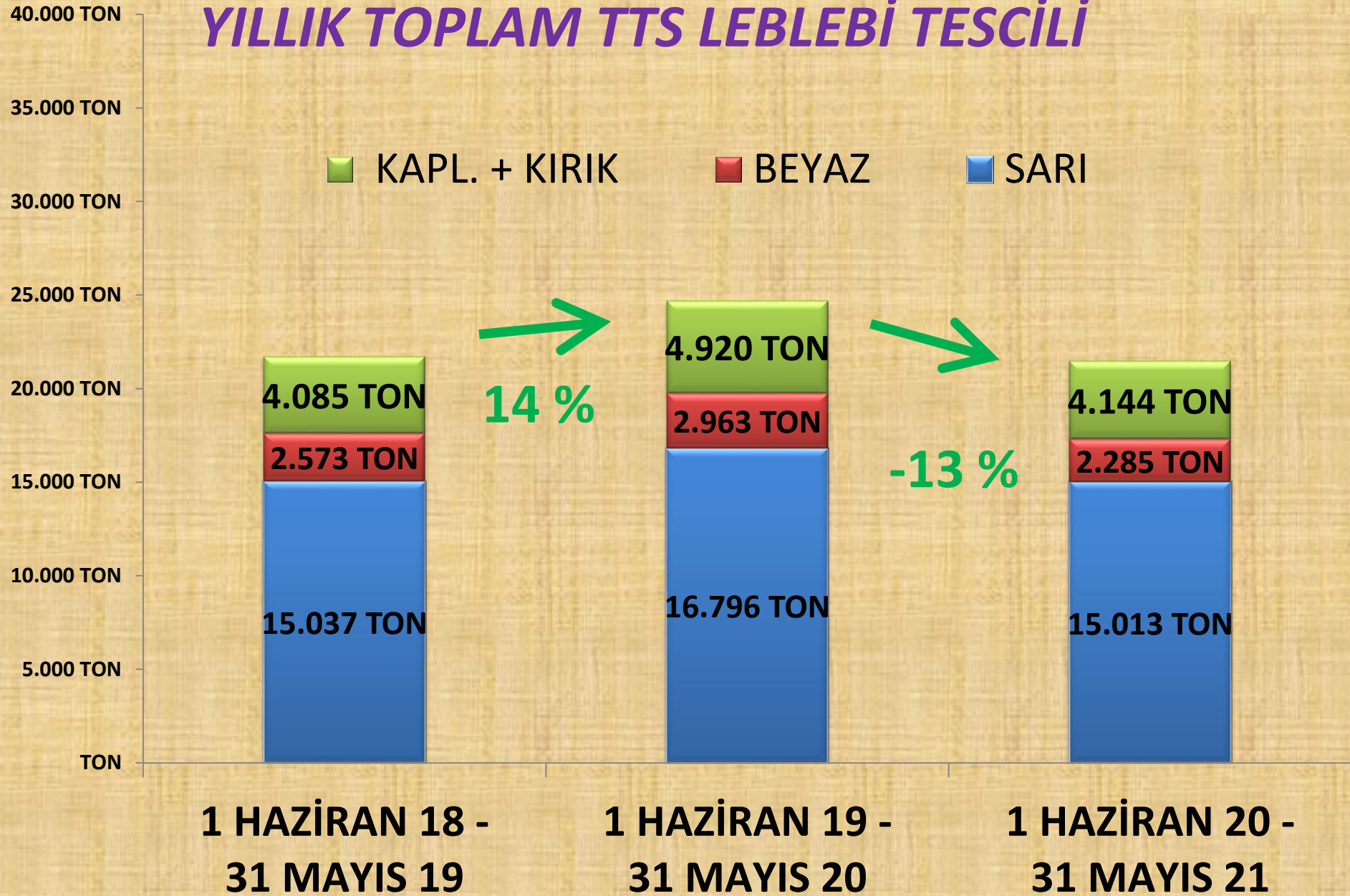
LEBLEBİ SARI Kalburaltı FİYATLARI

	2019 MAYIS	2020 MAYIS		2021 MAYIS	
ORTALAMA	4,40 TL	8%	4,74 TL	-37%	3,00 TL

YILLIK YURTIÇI TOPLAM LEBLEBİ İŞLEM MİKTARI

MİKTAR	1 HAZİRAN 2018 31 MAYIS 2019	1 HAZİRAN 2019 31 MAYIS 2020	1 HAZİRAN 2020 31 MAYIS 2021		
SARI	15.037 TON	12%	16.796 TON	-11%	15.013 TON
BEYAZ	2.573 TON	15%	2.963 TON	-23%	2.285 TON
KAPL.+KIRIK	4.085 TON	20%	4.920 TON	-16%	4.144 TON
<u>LEBLEBİ TOPLAM</u>	21.695 TON	14%	24.679 TON	-13%	21.442 TON

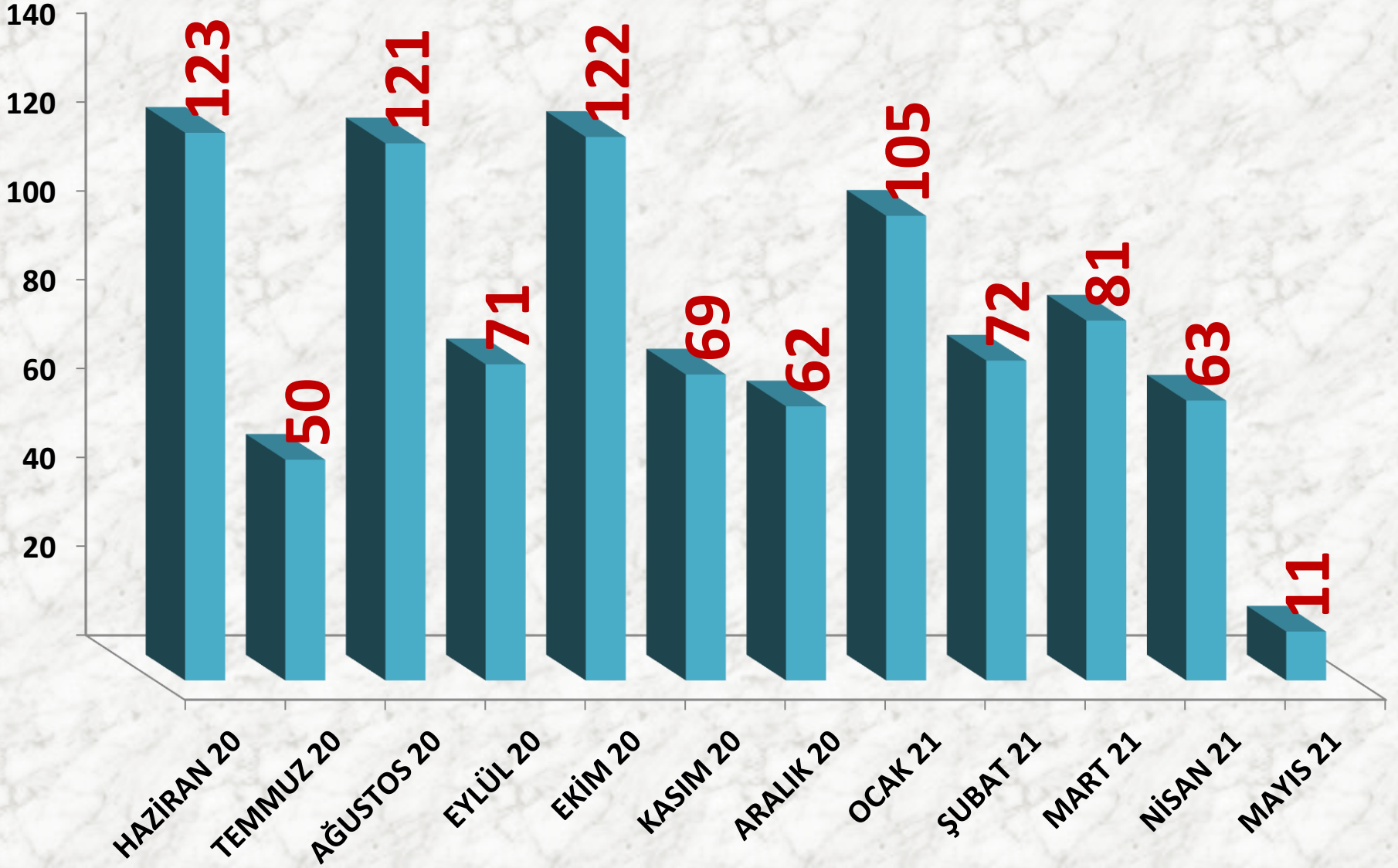
YILLIK TOPLAM TTS LEBLEBİ TESCİLİ

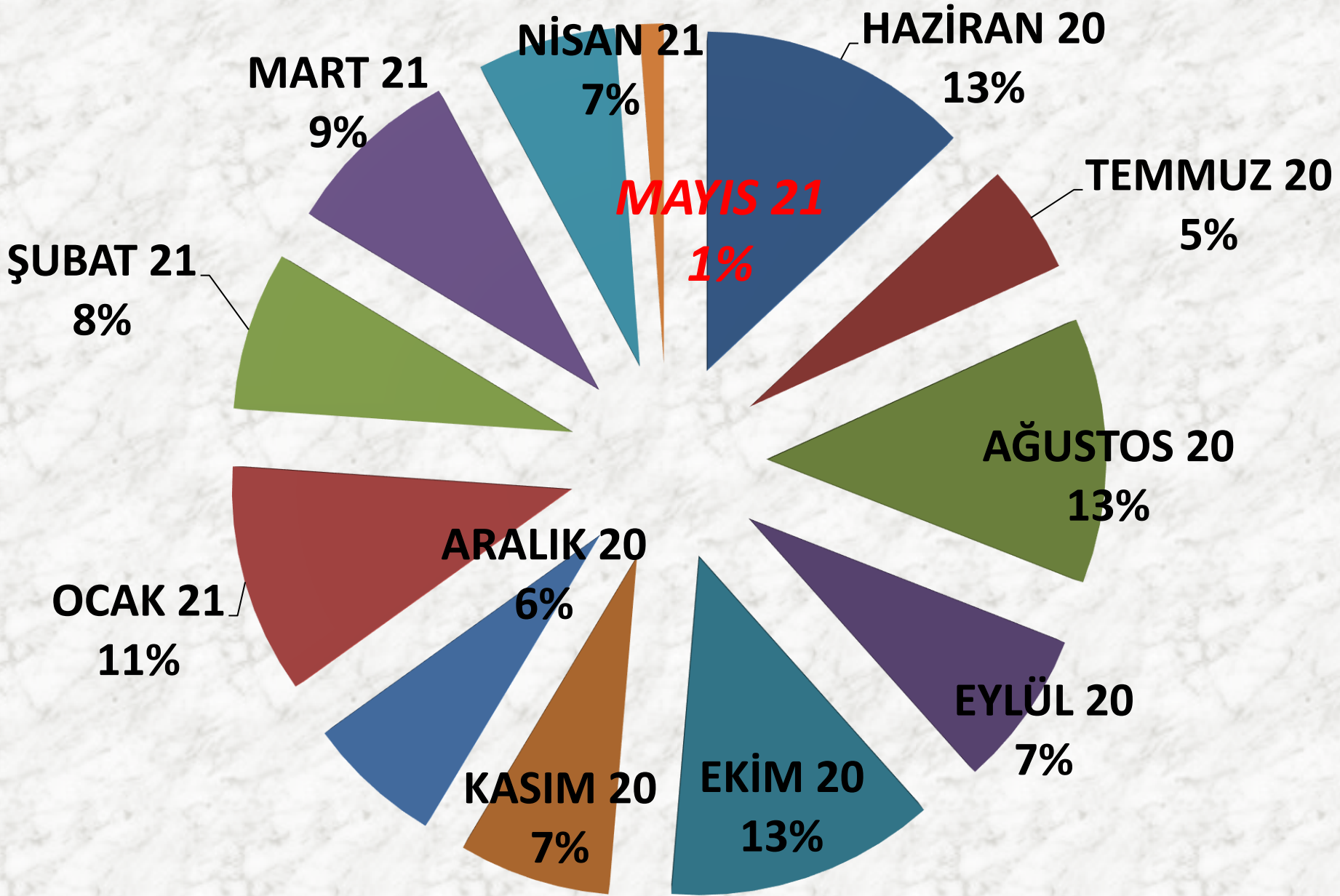


LEBLEBİ İHRACAT MİKTARLARI

2019 MAYIS		2020 MAYIS		2021 MAYIS	
SARI LEBLEBİ	92.640 kg.	SARI LEBLEBİ	53.032 kg.	SARI LEBLEBİ	10.980 kg.
BEYAZ LEBLEBİ	55.036 kg.	BEYAZ LEBLEBİ	57.600 kg.	BEYAZ LEBLEBİ	-
KAPLAMALI LEBLEBİ	16.864 kg.	KAPLAMALI LEBLEBİ	7.058 kg.	KAPLAMALI LEBLEBİ	-
KIRIK LEBLEBİ	2.500 kg.	KIRIK LEBLEBİ	2.000 kg.	KIRIK LEBLEBİ	-
LEBLEBİ KALBURALTI	800 kg.	LEBLEBİ KALBURALTI	-	LEBLEBİ KALBURALTI	-
LEBLEBİ UNU	-	LEBLEBİ UNU	-	LEBLEBİ UNU	-
<u>TOPLAM</u>	167.840 kg.	<u>TOPLAM</u>	119.690 kg.	<u>TOPLAM</u>	10.980 kg.

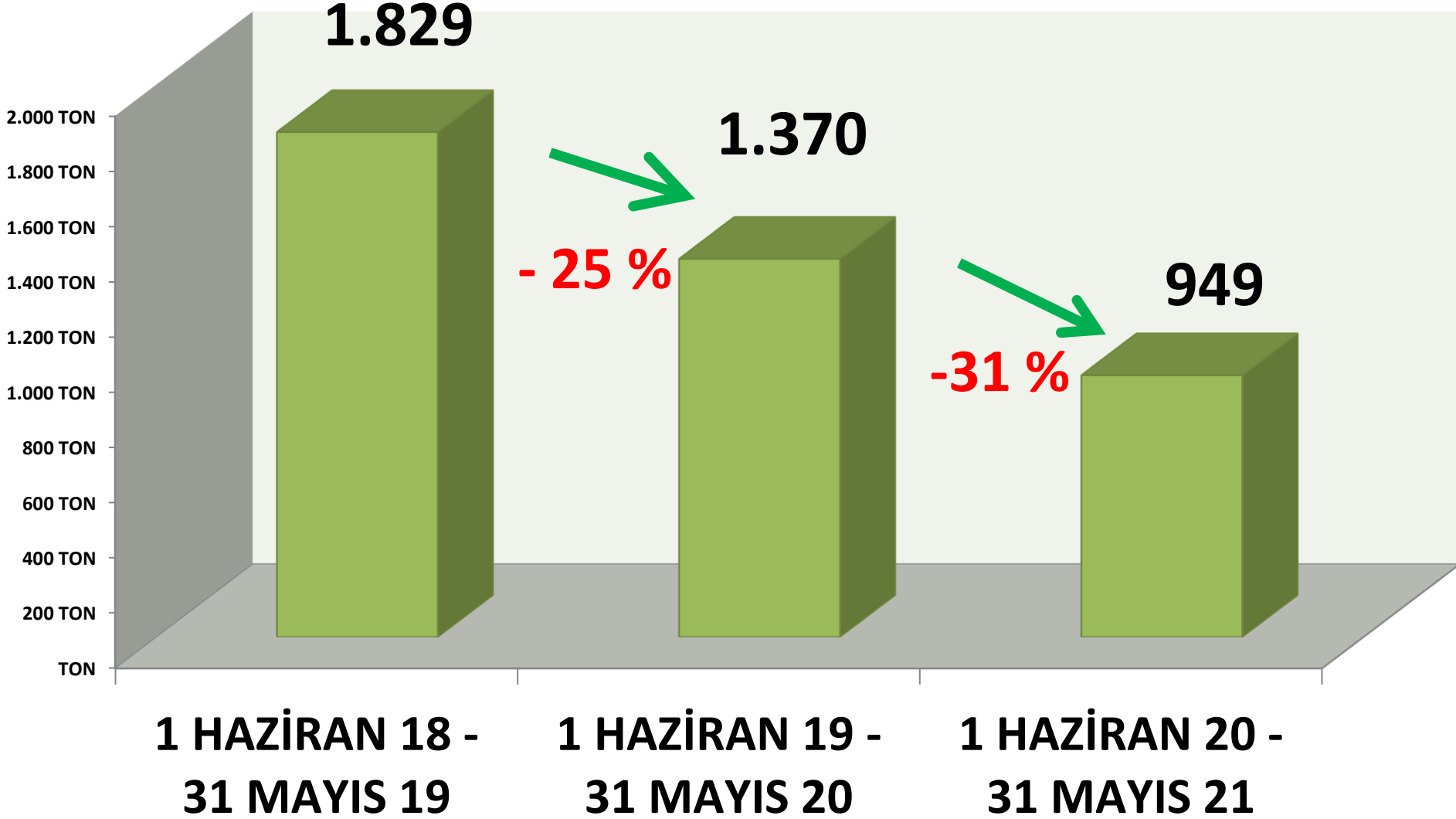
Leblebi ihracat (Ton)





AYLIK LEBLEBİ İHRACAT MİKTARI ORANLARI

YILLIK TOPLAM LEBLEBİ İHRACAT MİKTARI (TON)



AYÇEKİRDEĞİ

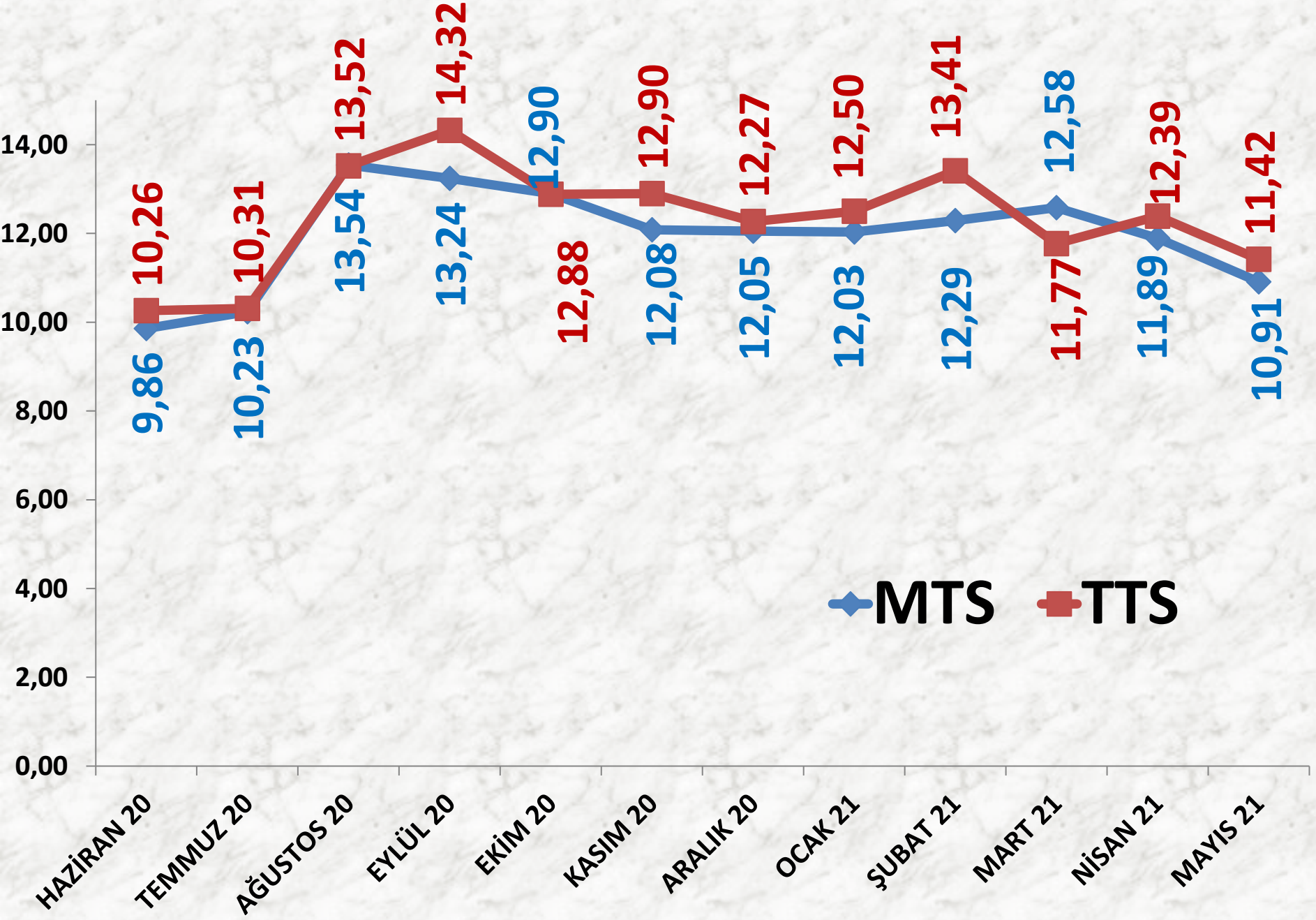
İŞLEM MİKTARI (TON)	2019 MAYIS	2020 MAYIS		2021 MAYIS	
MTS	1932 TON	-76%	464 TON	148%	1149 TON
TTS	3584 TON	-80%	719 TON	61%	1157 TON

EN AZ FİYAT	2019 MAYIS	2020 MAYIS		2021 MAYIS	
MTS	3,91 TL	49%	5,84 TL	67%	9,75 TL
TTS	3,56 TL	63%	5,80 TL	72%	10,00 TL

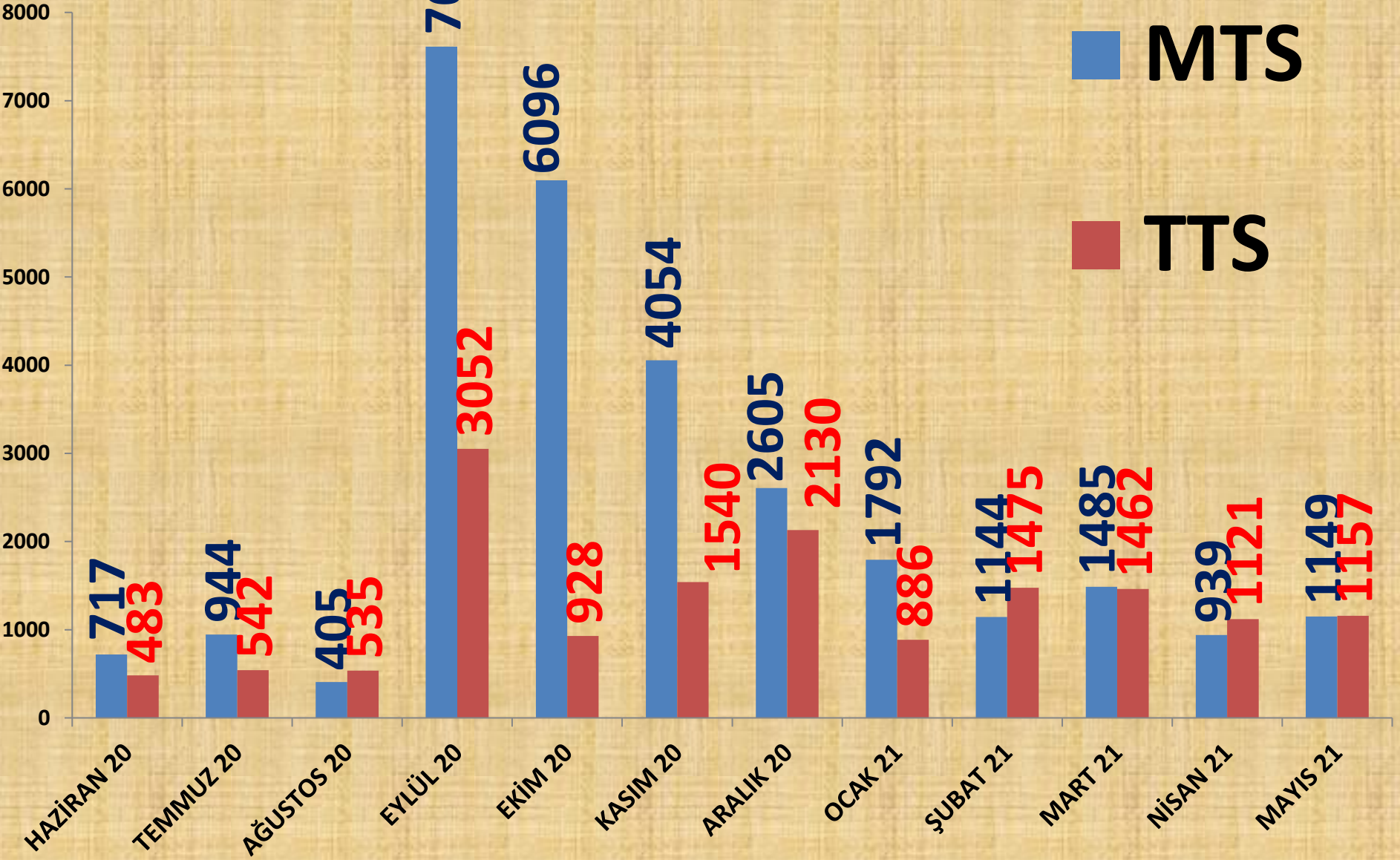
EN ÇOK FİYAT	2019 MAYIS	2020 MAYIS		2021 MAYIS	
MTS	8,00 TL	58%	12,65 TL	33%	16,77 TL
TTS	8,50 TL	84%	15,67 TL	18%	18,50 TL

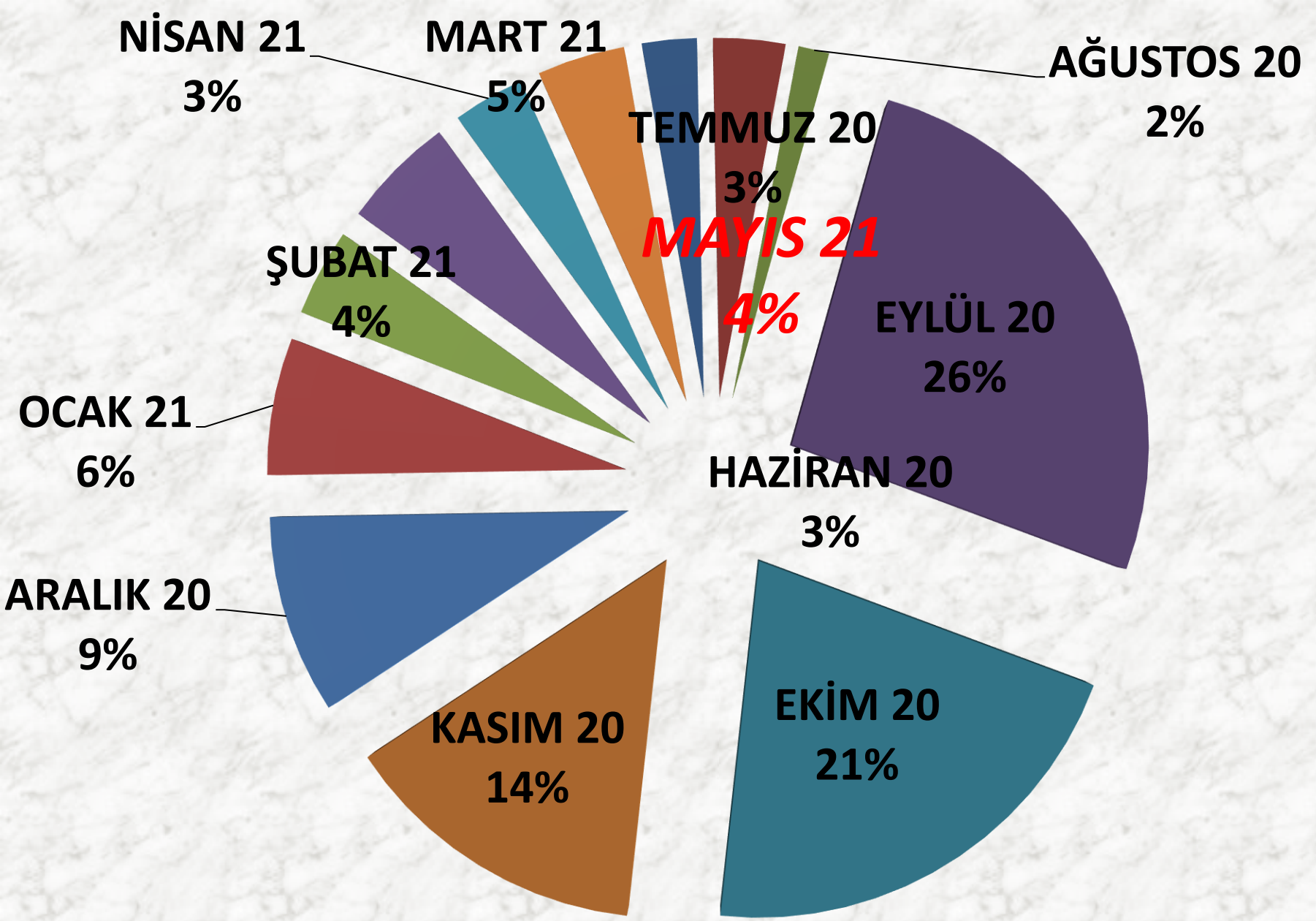
ORT. FİYAT	2019 MAYIS	2020 MAYIS		2021 MAYIS	
MTS	4,75 TL	106%	9,77 TL	12%	10,91 TL
TTS	5,76 TL	88%	10,82 TL	6%	11,42 TL

AYLIK AYÇİÇEĞİ FİYAT TRENDİ (TL)



AYLIK AYÇİÇEĞİ İŞLEM MİKTARI (TON)

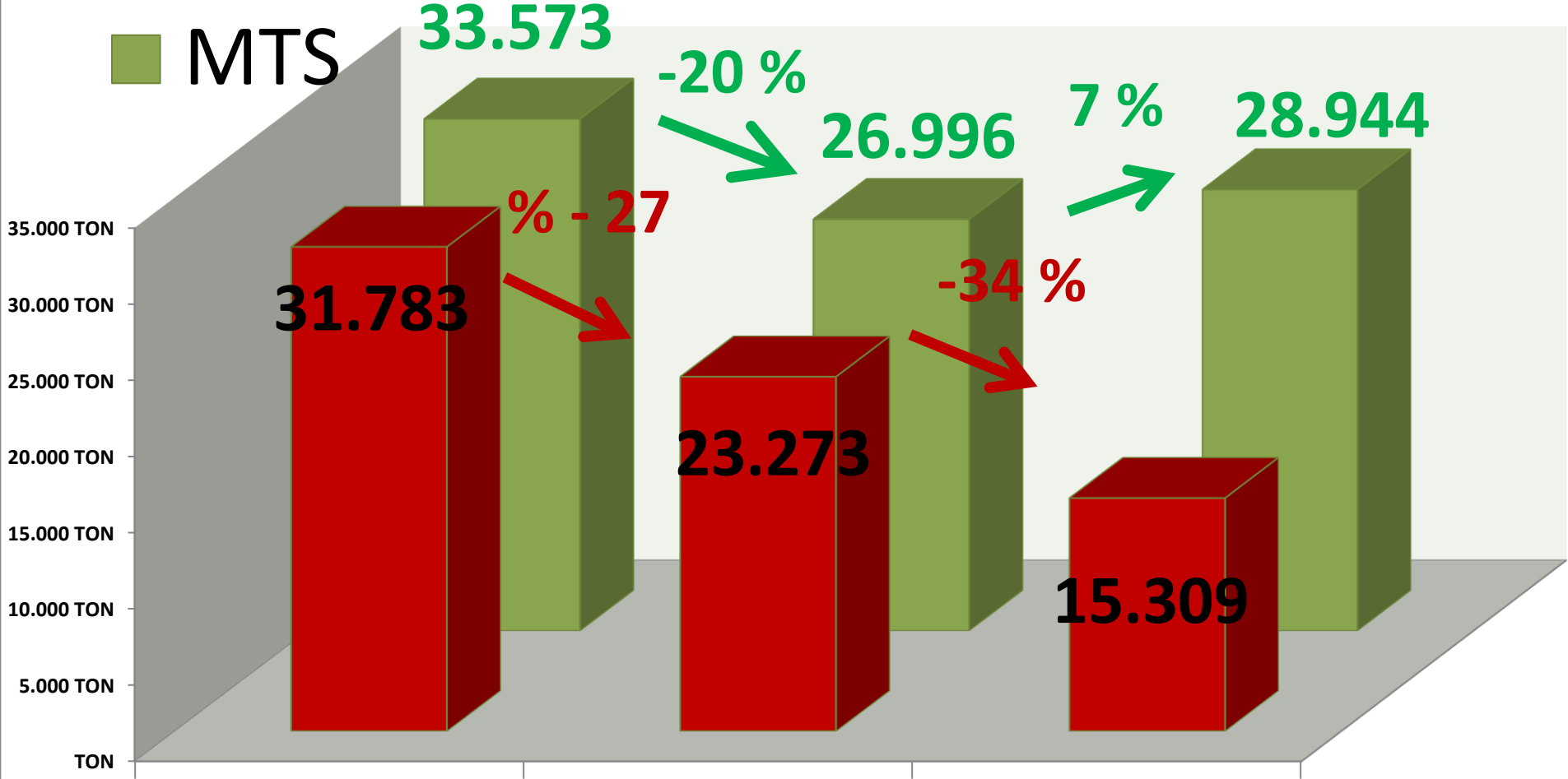




AYLIK AYÇİÇEĞİ MTS İŞLEM MİKTARI ORANLARI

TTS YILLIK TOPLAM AYÇIĞEĞİ İŞLEM MİKTARI (TON)

■ MTS

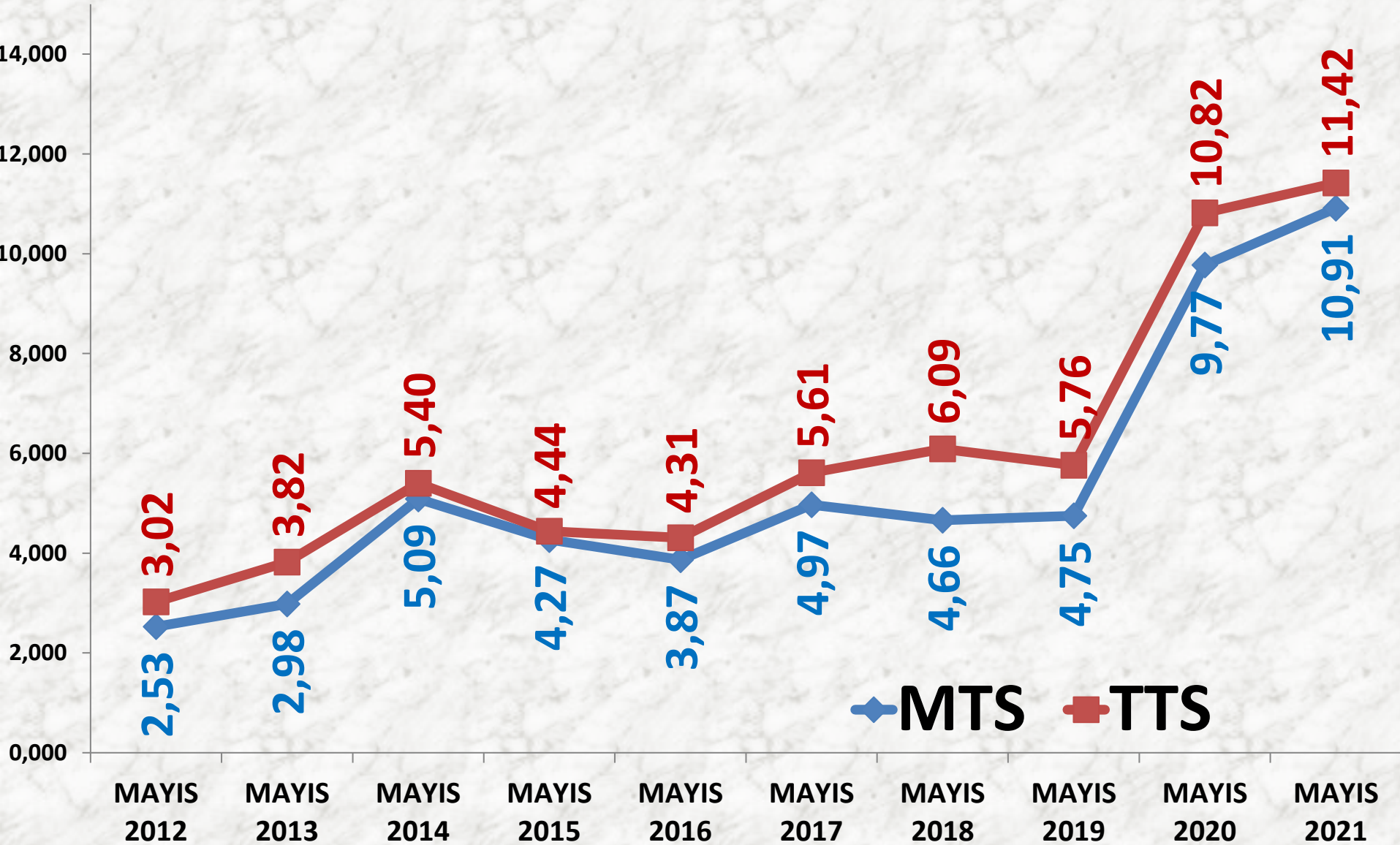


1 HAZİRAN 18 -
31 MAYIS 19

1 HAZİRAN 19 -
31 MAYIS 20

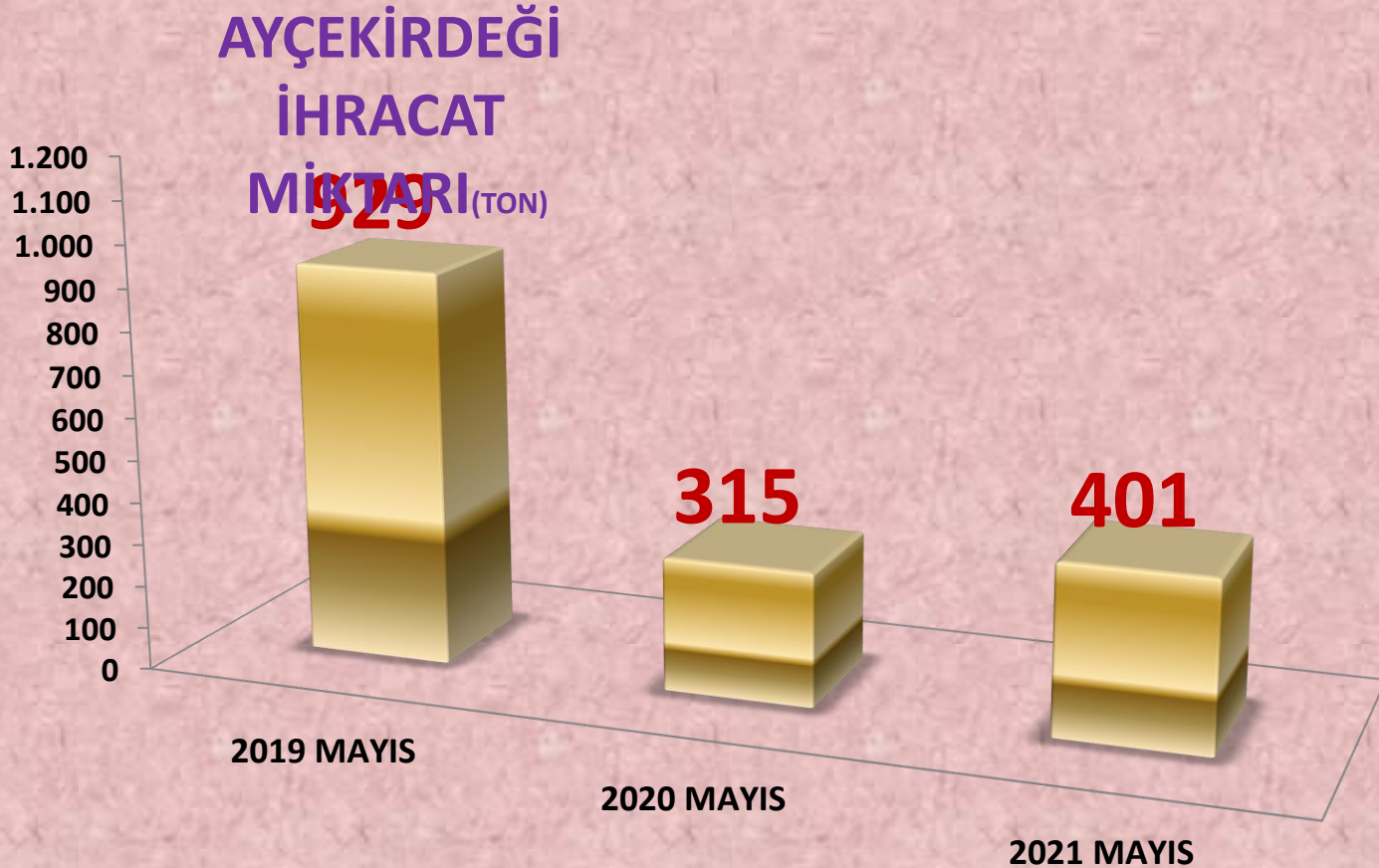
1 HAZİRAN 20 -
31 MAYIS 21

MAYIS AYLARI AYÇİÇEĞİ FİYAT ORT. (TL)

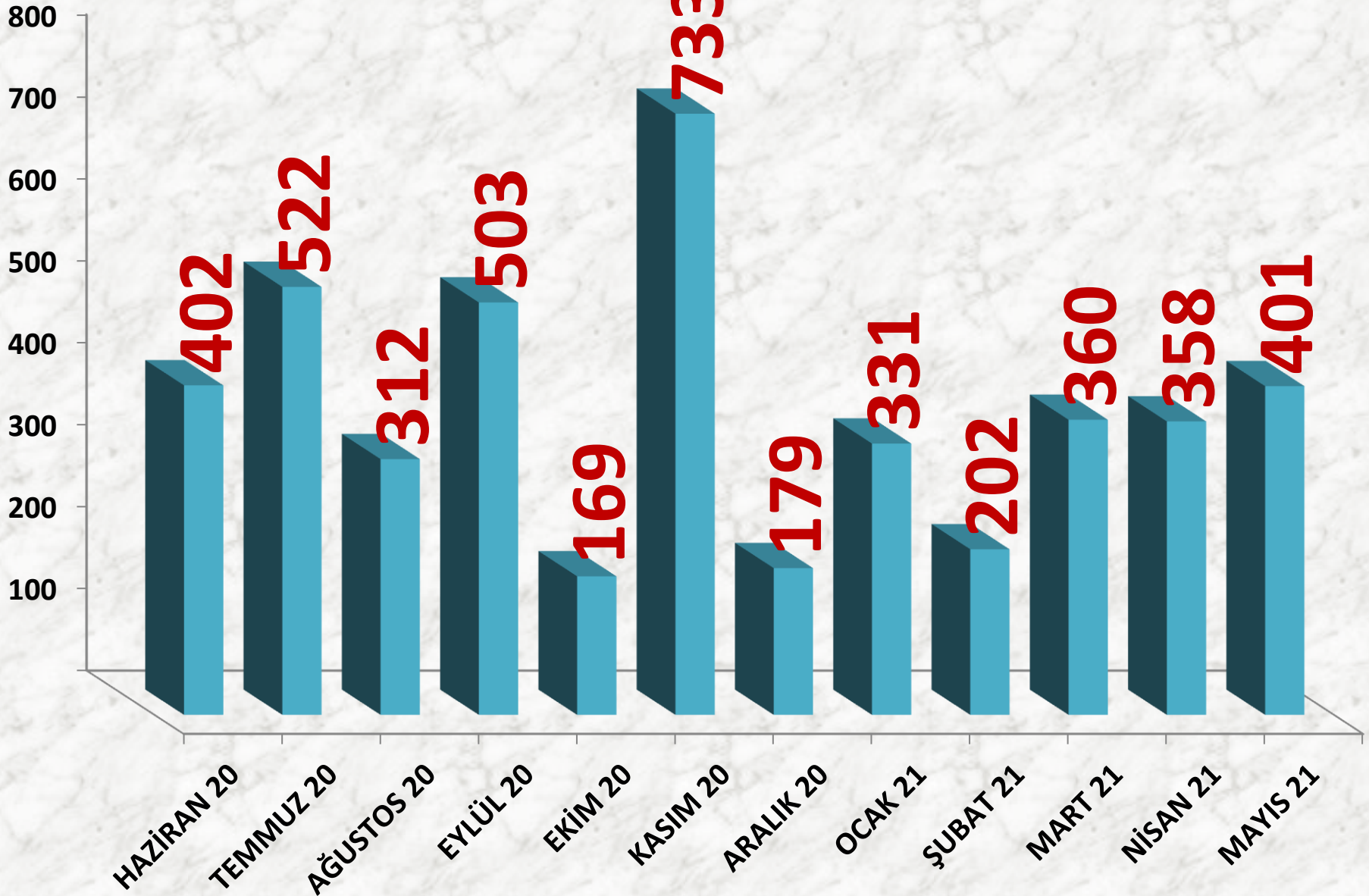


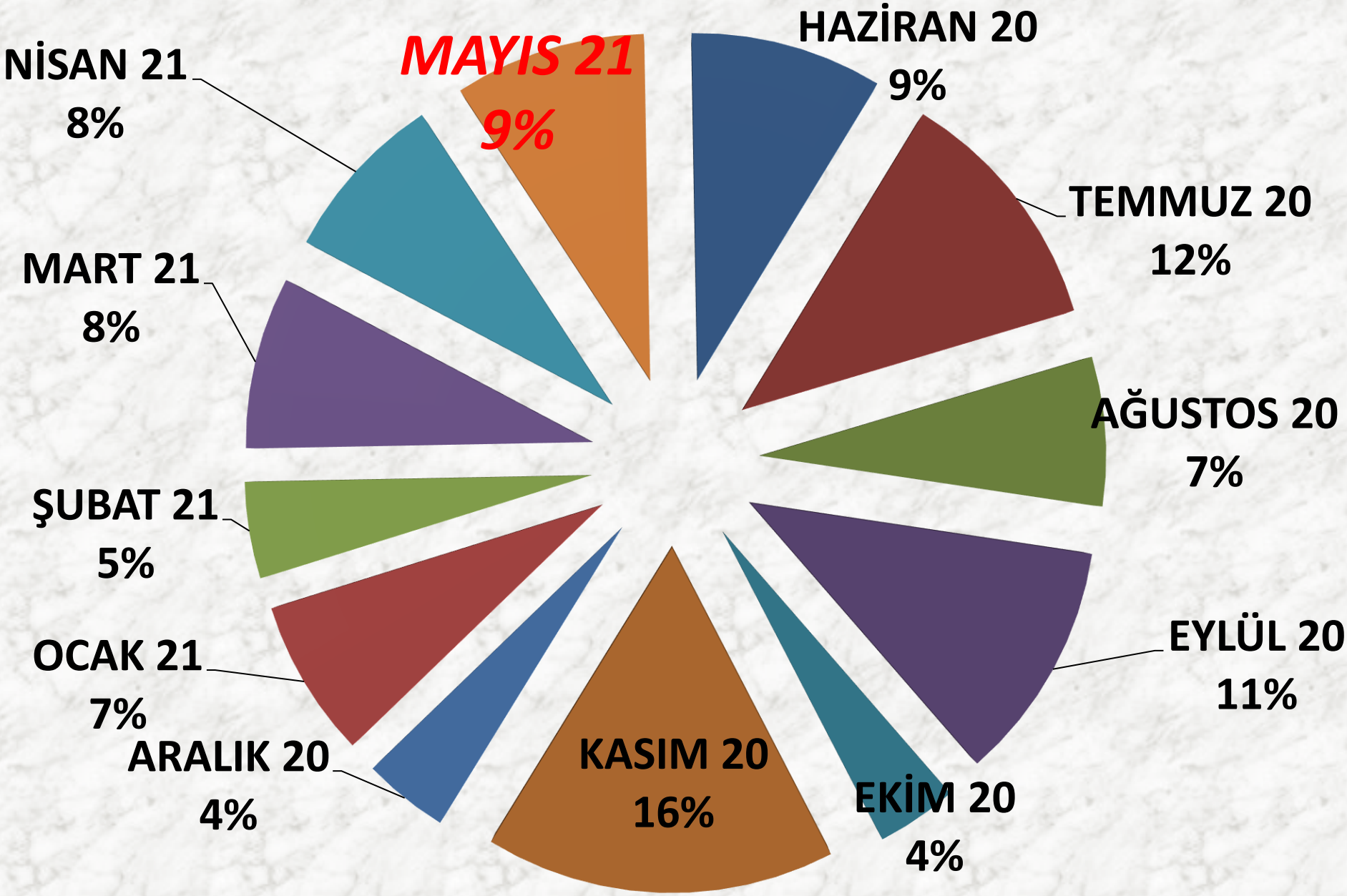
AYÇEKİRDEĞİ İHRACATI

İŞLEM HACMİ TON	2019 MAYIS	2020 MAYIS		2021 MAYIS	
TTS	929 TON	-66%	315 TON	27%	401 TON



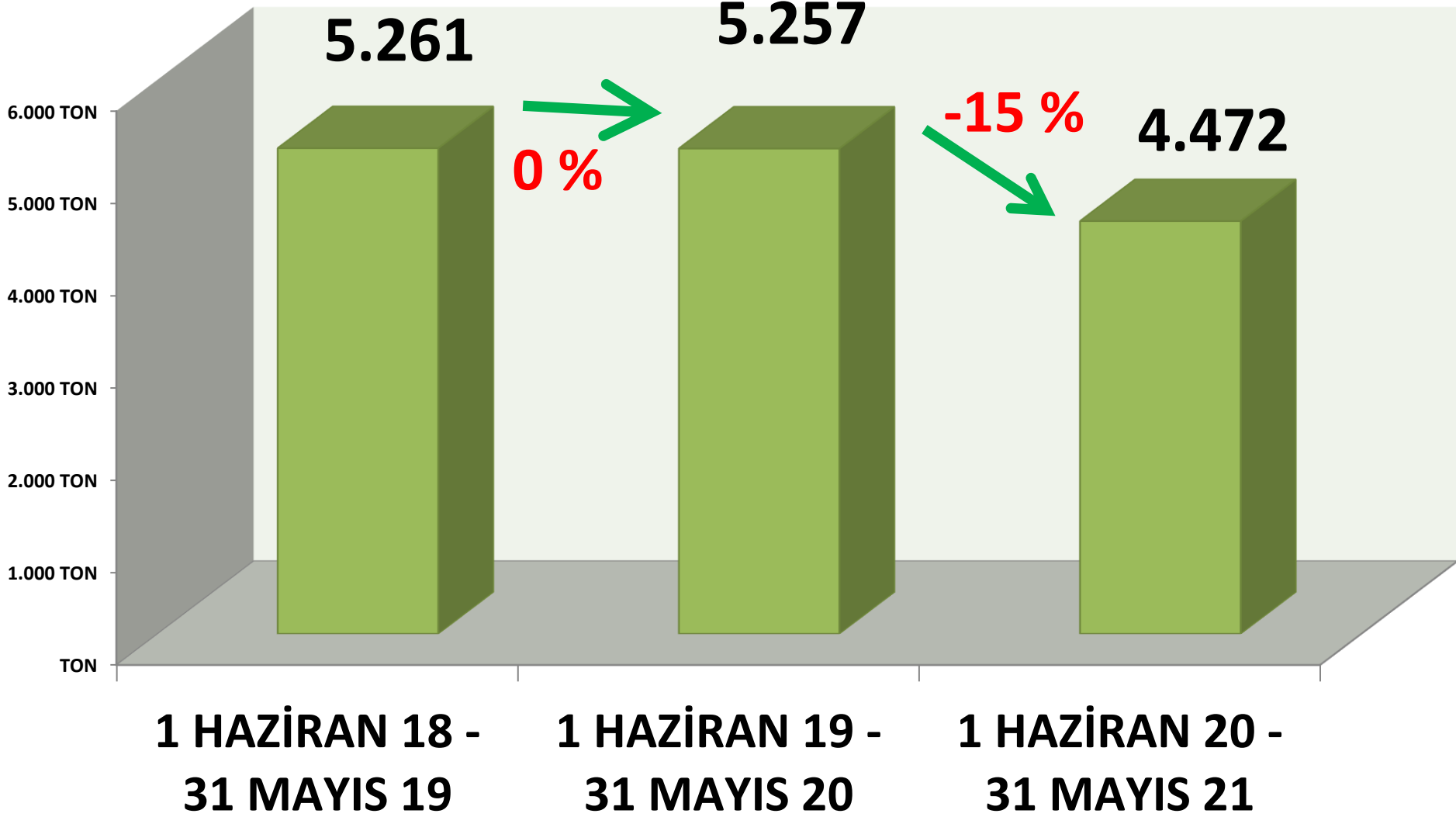
Ayçiçeği İhracat (Ton)





Aylık Ayçiçeği İhracat Miktarı Oranları

YILLIK TOPLAM AYÇİÇEĞİ İHRACAT MİKTARI (TON)



SÜT

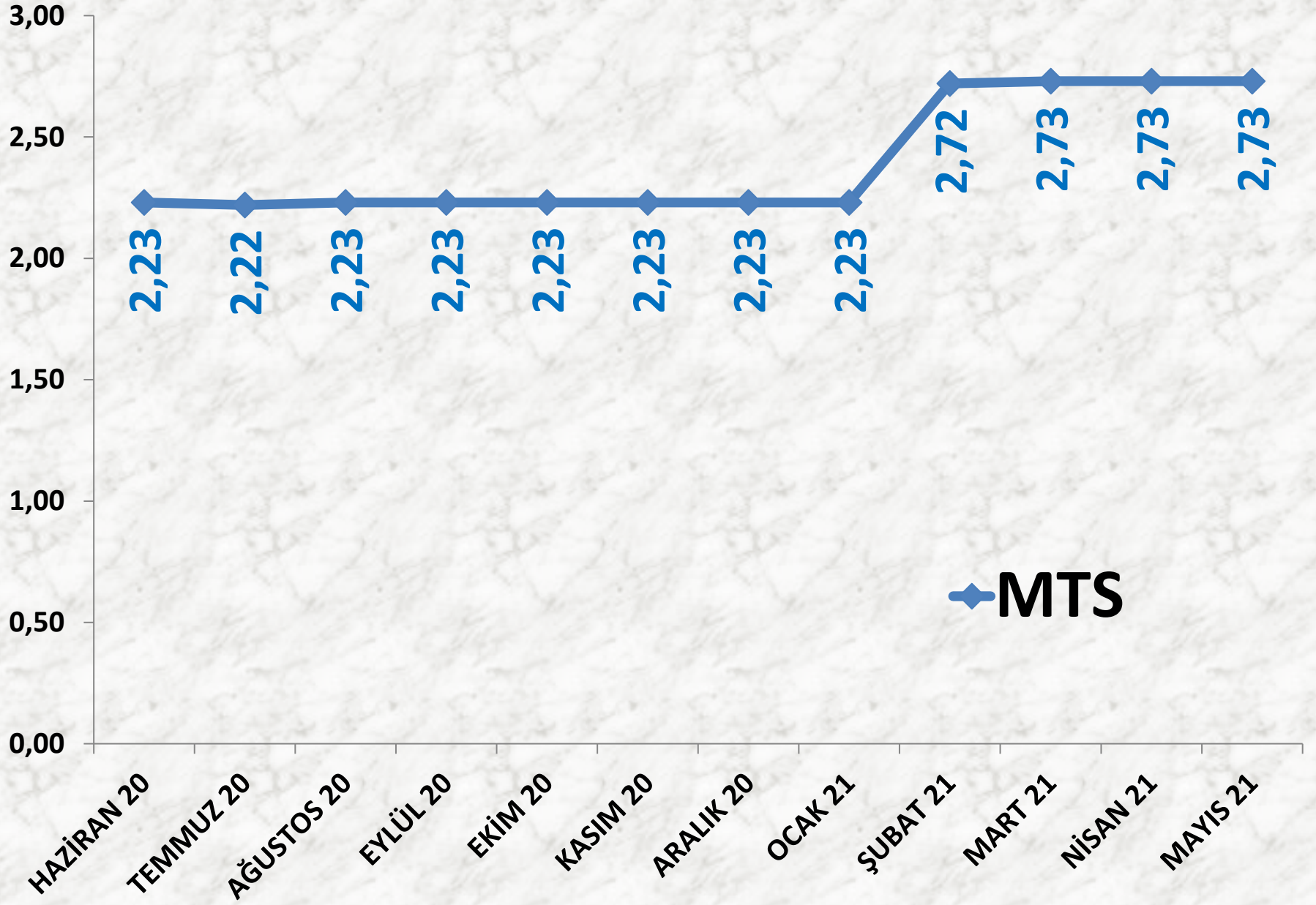
İŞLEM MİKTARI (M ³)	2019 MAYIS		2020 MAYIS		2021 MAYIS	
	MTS	29.661 M ³	3%	30.455 M ³	4%	31.746 M ³


EN AZ FİYAT	2019 MAYIS		2020 MAYIS		2021 MAYIS	
	MTS	1,40 TL	32%	1,85 TL	35%	2,50 TL

EN ÇOK FİYAT	2019 MAYIS		2020 MAYIS		2021 MAYIS	
	MTS	1,85 TL	38%	2,55 TL	23%	3,13 TL

ORTALAMA FİYAT	2019 MAYIS		2020 MAYIS		2021 MAYIS	
	MTS	1,63 TL	37%	2,23 TL	23%	2,73 TL

AYLIK İNEK SÜTÜ FİYAT TRENDİ (TL)

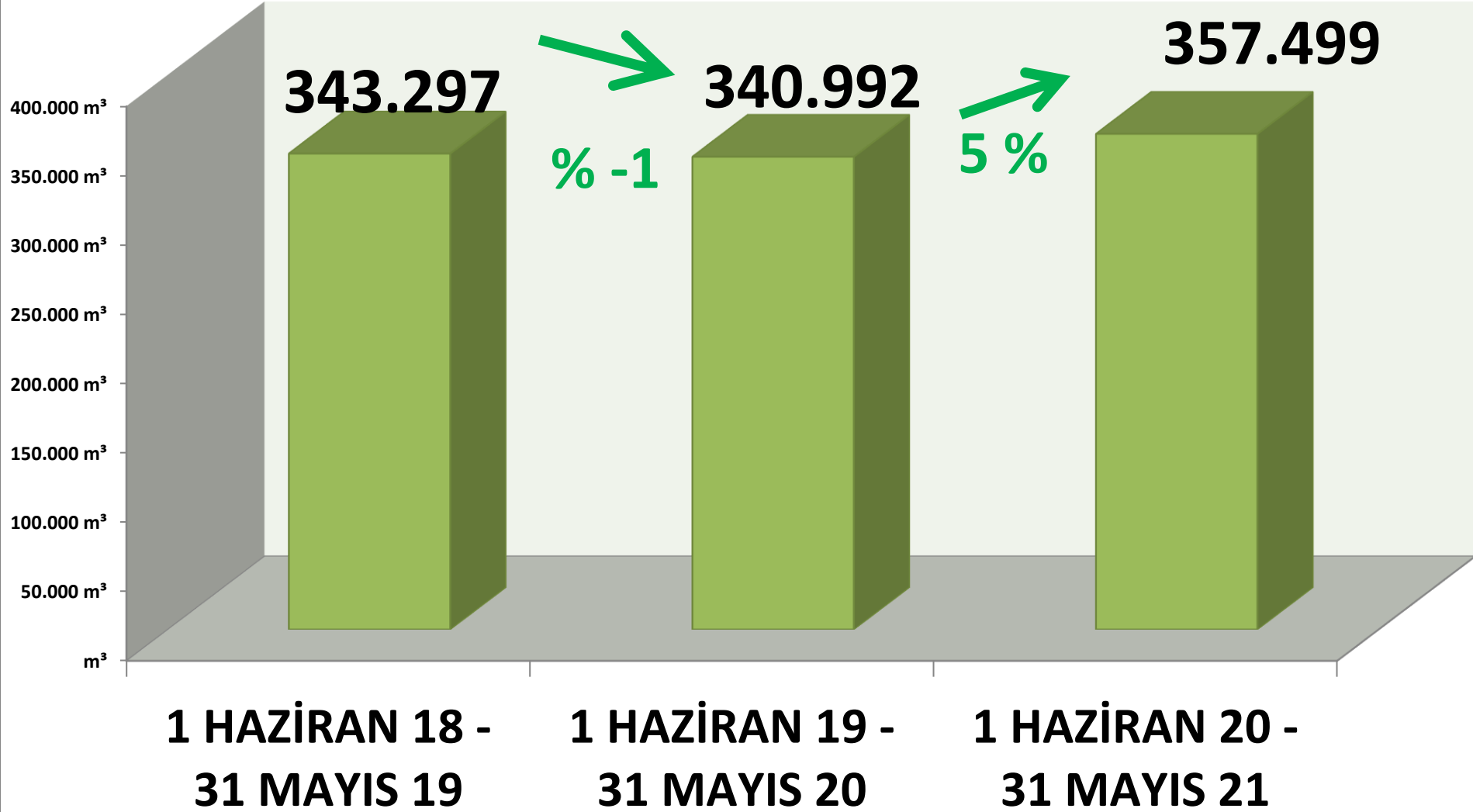




AYLIK SÜT İŞLEM MİKTARI (M³)

YILLIK TOPLAM İNEK SÜTÜ İŞLEM MİKTARI (M³)

■ MTS



BEYAZ HAŞHAŞ

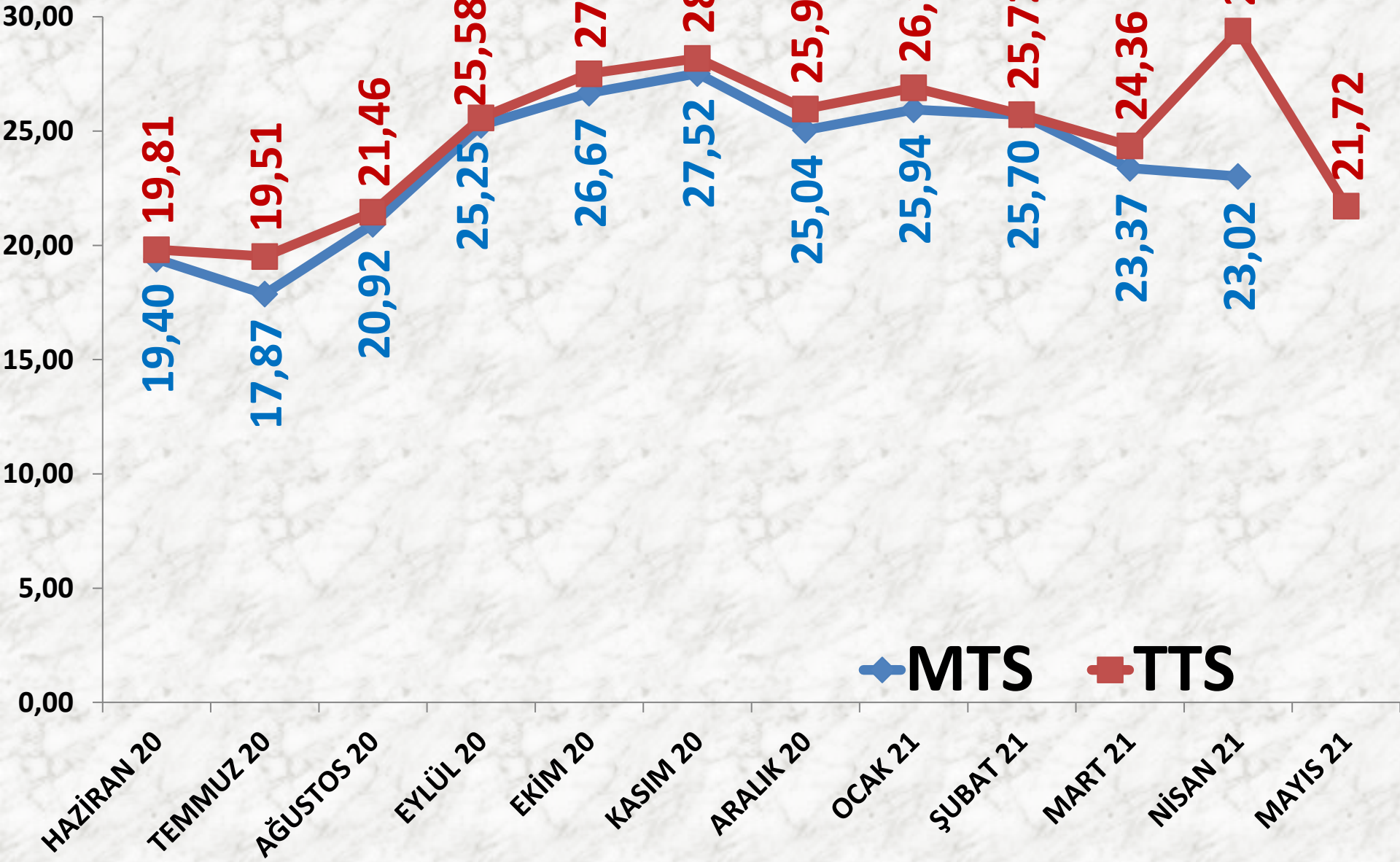
İŞLEM MİKTARI (TON)	2019 MAYIS	2020 MAYIS		2021 MAYIS	
MTS	316 TON	-74%	81 TON	-100%	-
TTS	639 TON	-84%	101 TON	-79%	21 TON

EN AZ FİYAT	2019 MAYIS	2020 MAYIS		2021 MAYIS	
MTS	15,00 TL	25%	18,75 TL	-	-
TTS	19,30 TL	-2%	19,00 TL	12%	21,29 TL

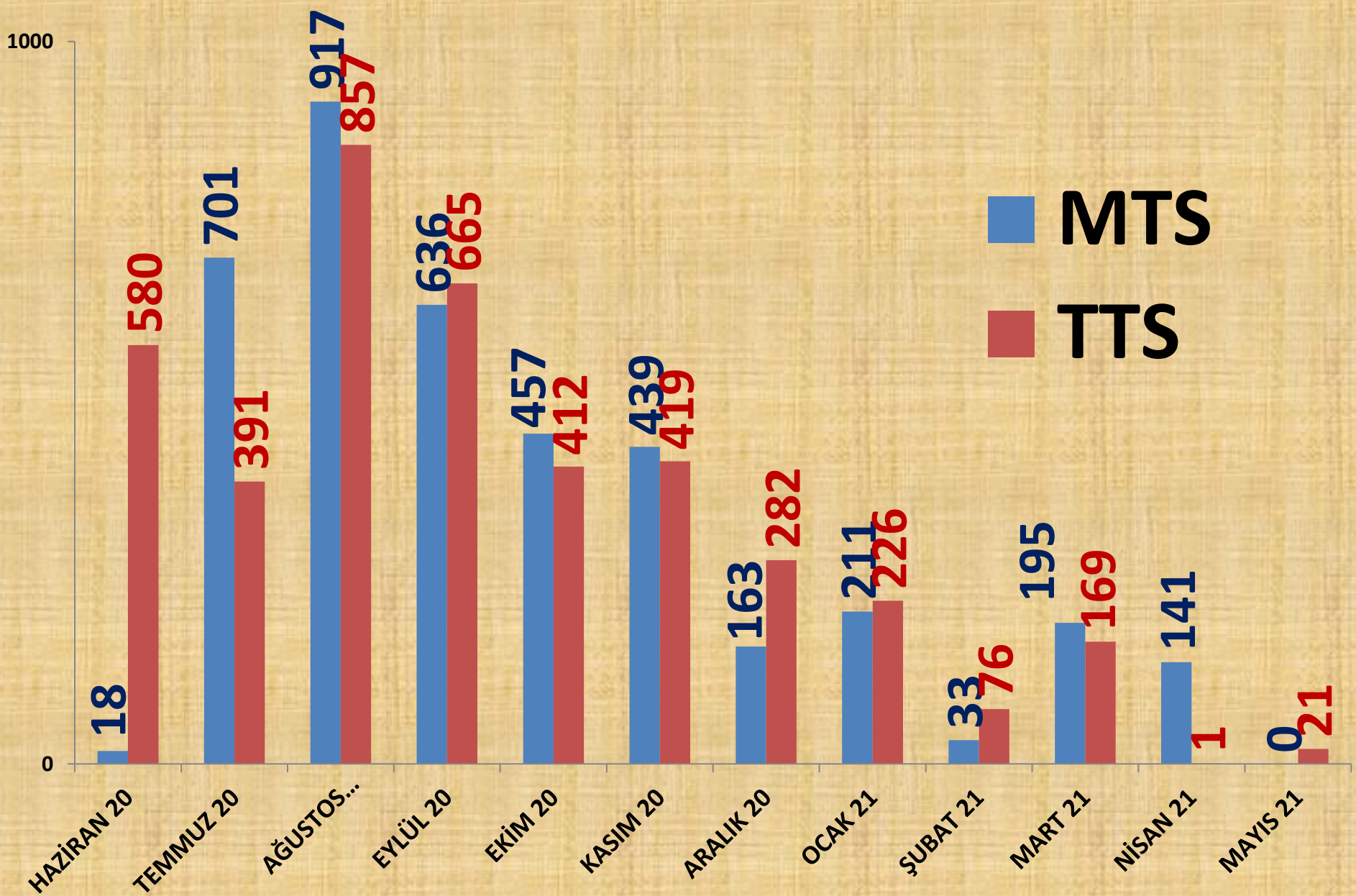
EN ÇOK FİYAT	2019 MAYIS	2020 MAYIS		2021 MAYIS	
MTS	20,00 TL	23%	24,50 TL	-	-
TTS	26,00 TL	8%	28,00 TL	5%	29,36 TL

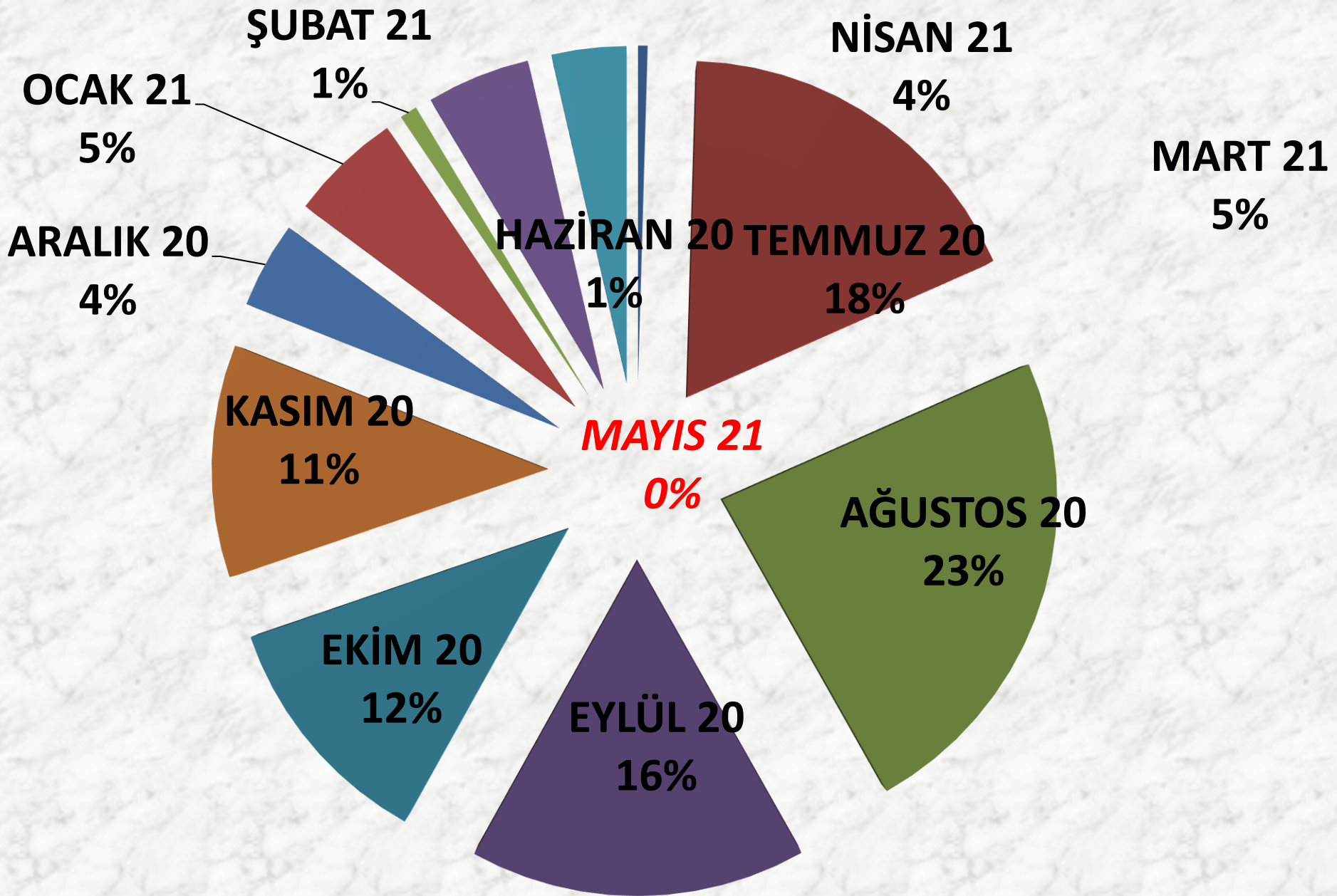
ORT. FİYAT	2019 MAYIS	2020 MAYIS		2021 MAYIS	
MTS	19,36 TL	-3%	18,81 TL	-	-
TTS	19,88 TL	-2%	19,54 TL	11%	21,72 TL

AYLIK B. HAŞHAŞ FİYAT TRENDİ (TL)



AYLIK B. HAŞHAŞ İŞLEM MİKTARI (TON)

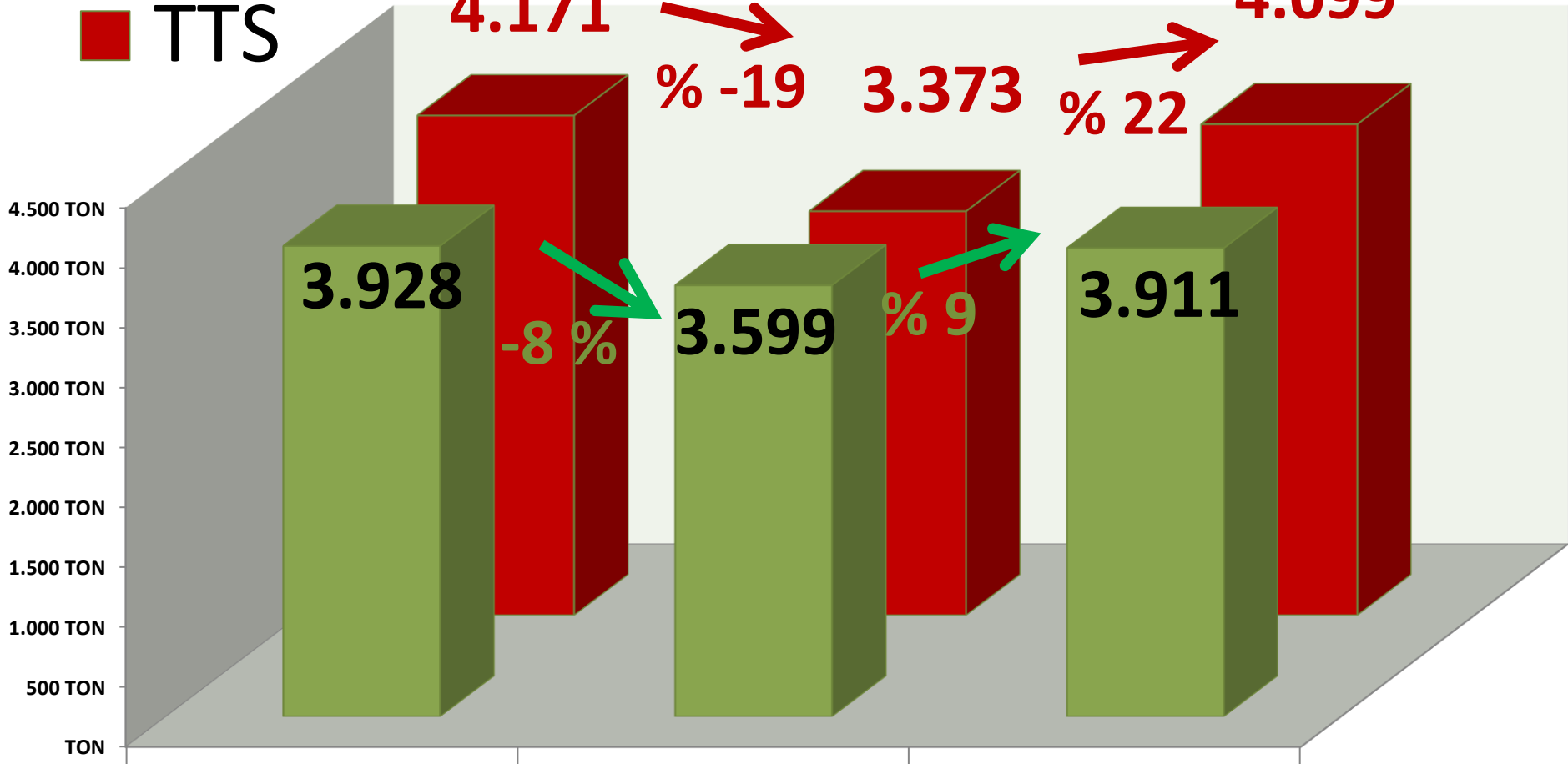




B. HAŞHAŞ MTS İŞLEM MİKTARI ORANLARI

MTS YILLIK TOPLAM B. HAŞHAŞ İŞLEM MİKTARI (TON)

■ MTS
■ TTS

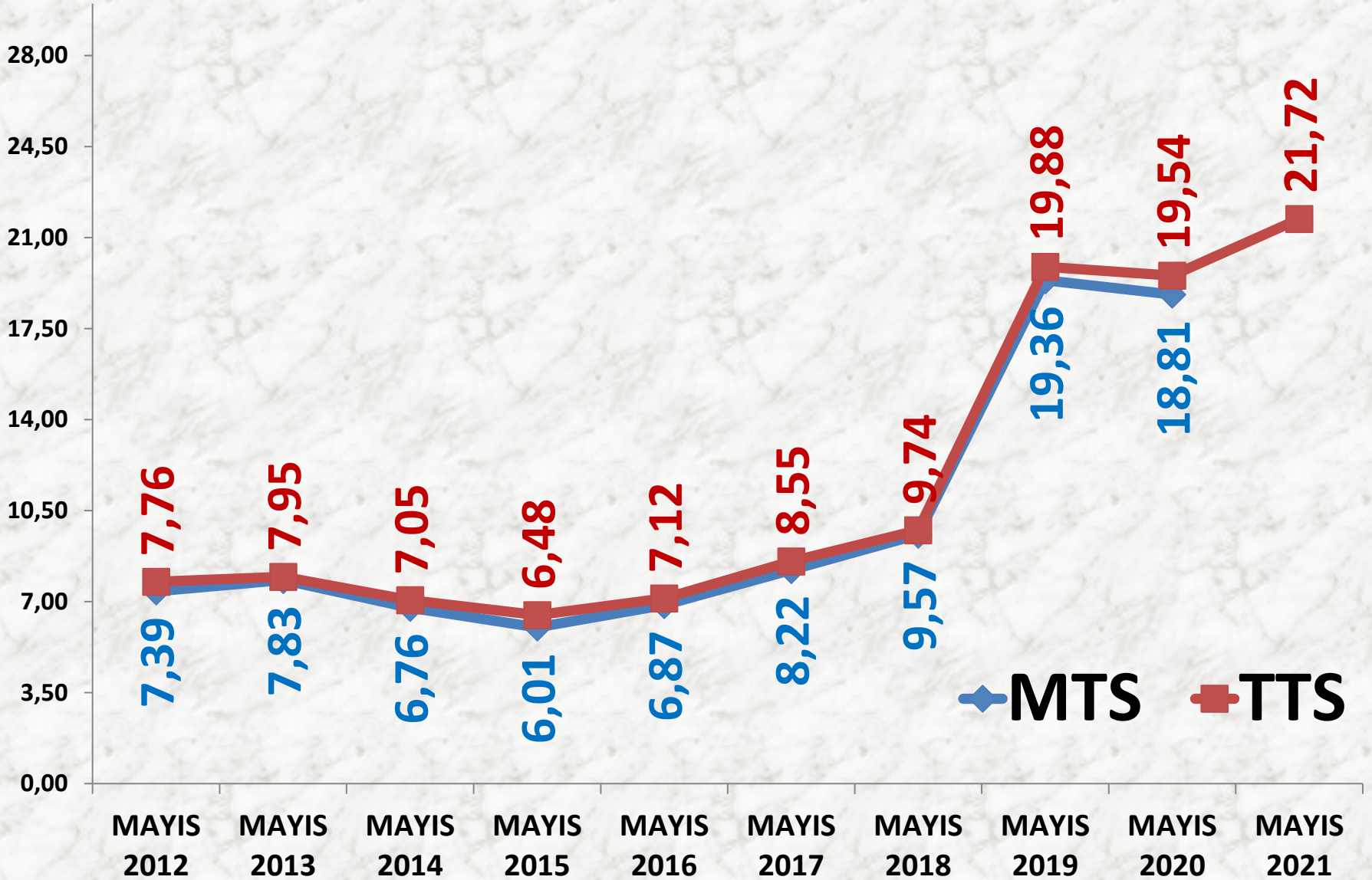


1 HAZİRAN 18 -
31 MAYIS 19

1 HAZİRAN 19 -
31 MAYIS 20

1 HAZİRAN 20 -
31 MAYIS 21

MAYIS AYLARI B. HAŞHAŞ FİYAT TRENDİ (TL)



MAVİ HAŞHAŞ

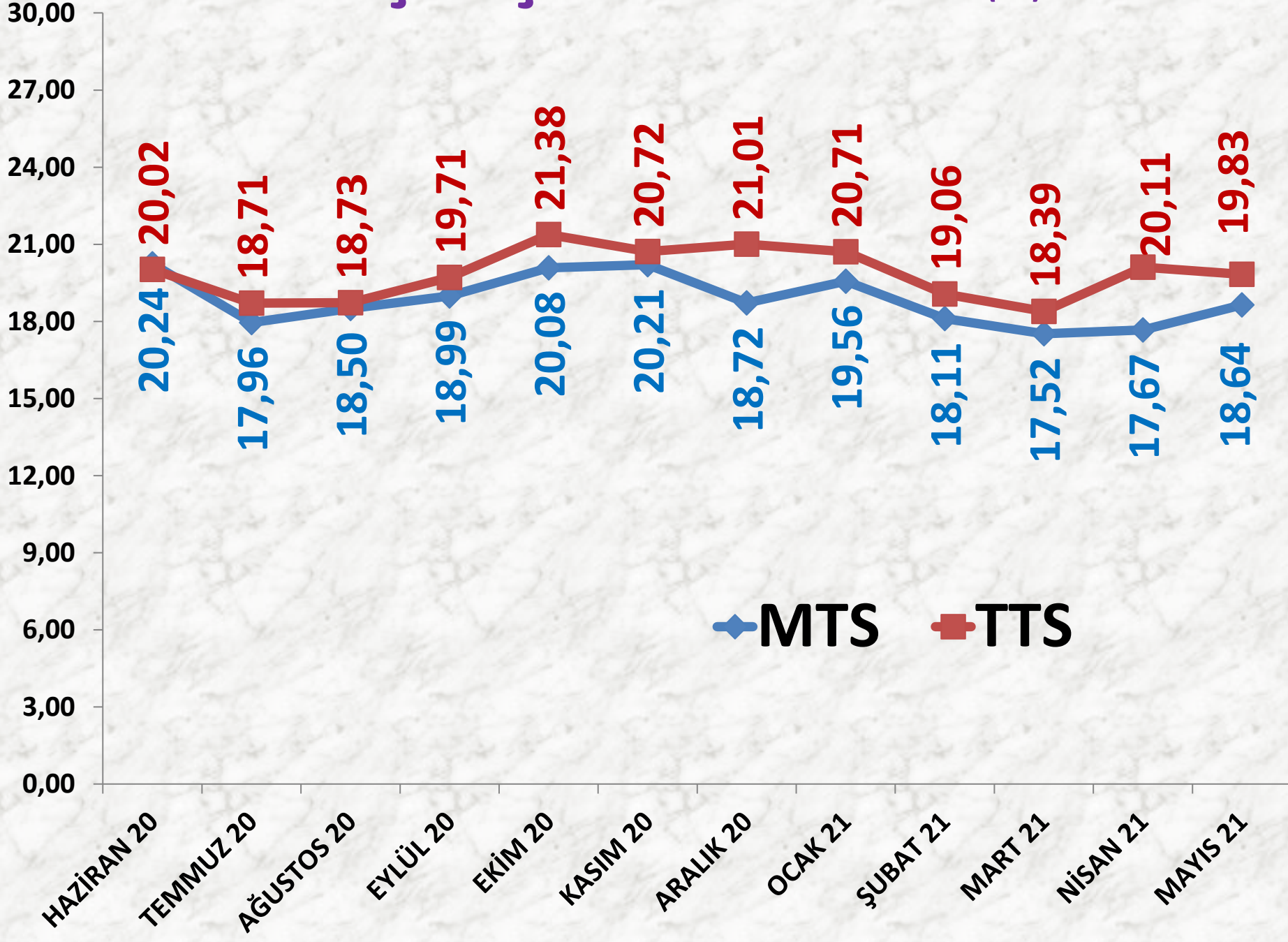
İŞLEM MİKTARI (TON)	2019 MAYIS	2020 MAYIS		2021 MAYIS	
MTS	69 TON	-36%	44 TON	-36%	28 TON
TTS	57 TON	-50%	29 TON	21%	35 TON

EN AZ FİYAT	2019 MAYIS	2020 MAYIS		2021 MAYIS	
MTS	22,00 TL	-21%	17,30 TL	8%	18,64 TL
TTS	21,00 TL	-18%	17,30 TL	13%	19,50 TL

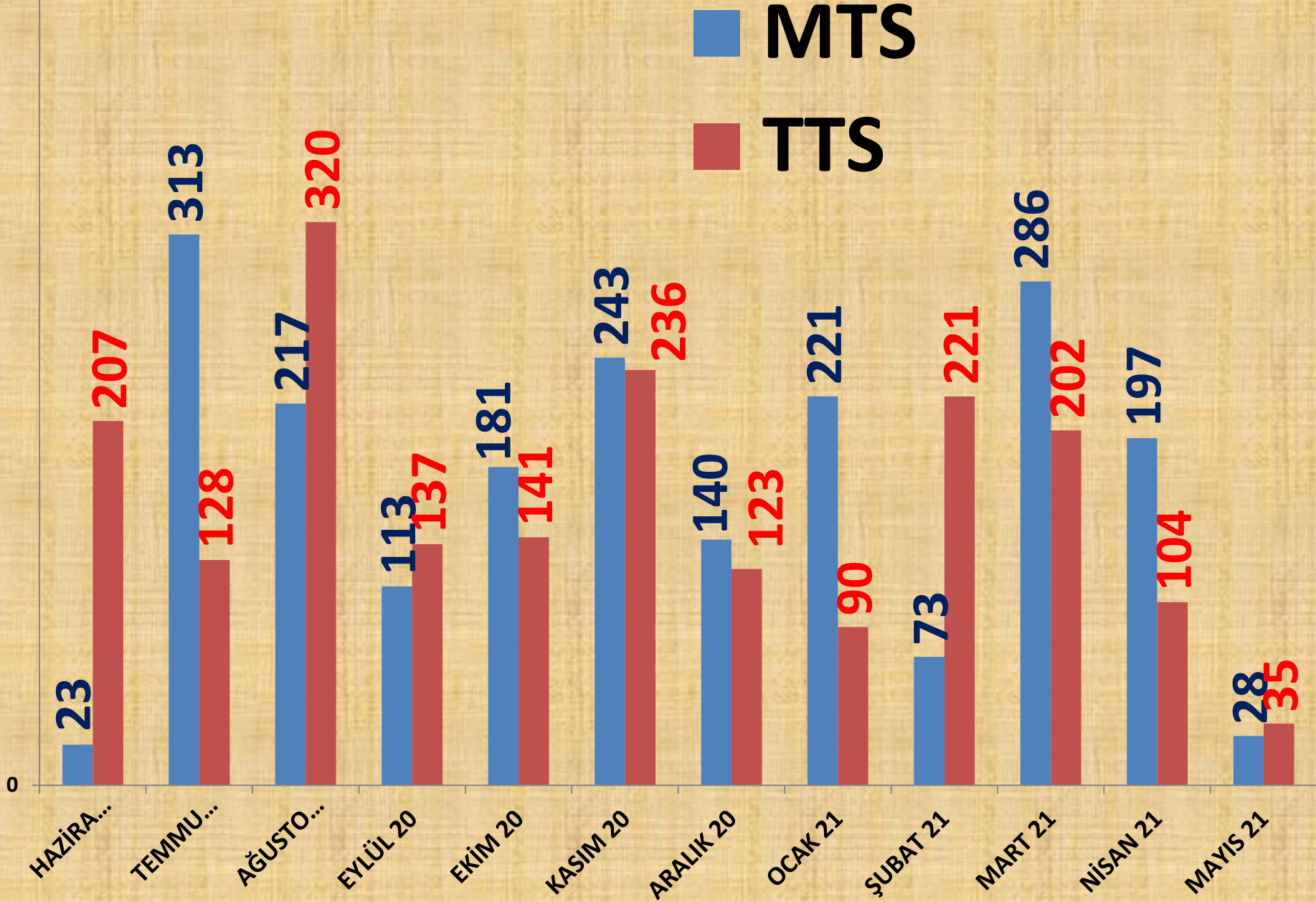
EN ÇOK FİYAT	2019 MAYIS	2020 MAYIS		2021 MAYIS	
MTS	25,01 TL	-7%	23,30 TL	-20%	18,64 TL
TTS	28,00 TL	-13%	24,50 TL	14%	28,00 TL

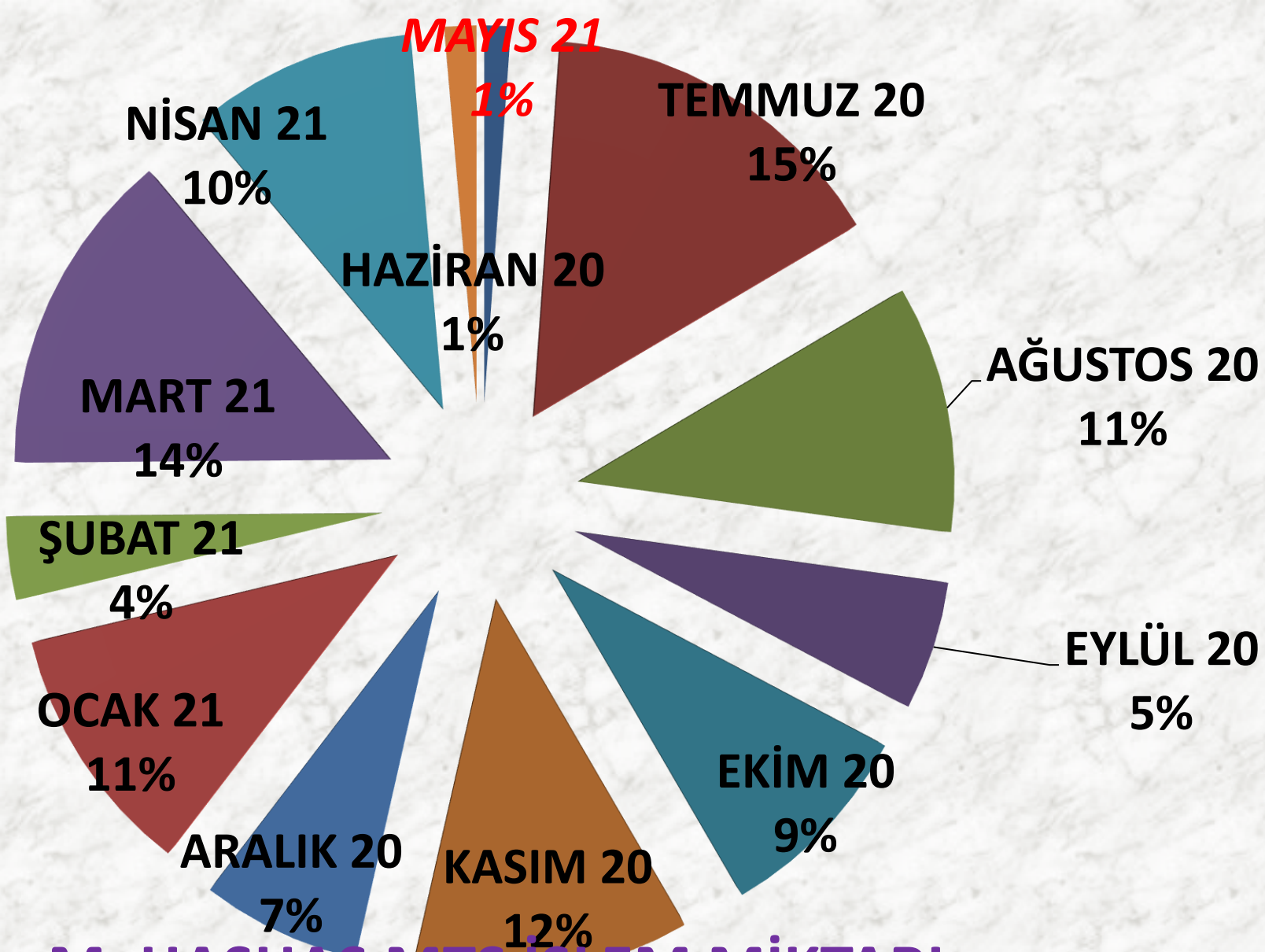
ORT. FİYAT	2019 MAYIS	2020 MAYIS		2021 MAYIS	
MTS	22,26 TL	-18%	18,36 TL	2%	18,64 TL
TTS	22,91 TL	-16%	19,33 TL	3%	19,83 TL

AYLIK M. HAŞHAŞ FİYAT TRENDİ (TL)



AYLIK M. HAŞHAŞ İŞLEM MİKTARI (TON)



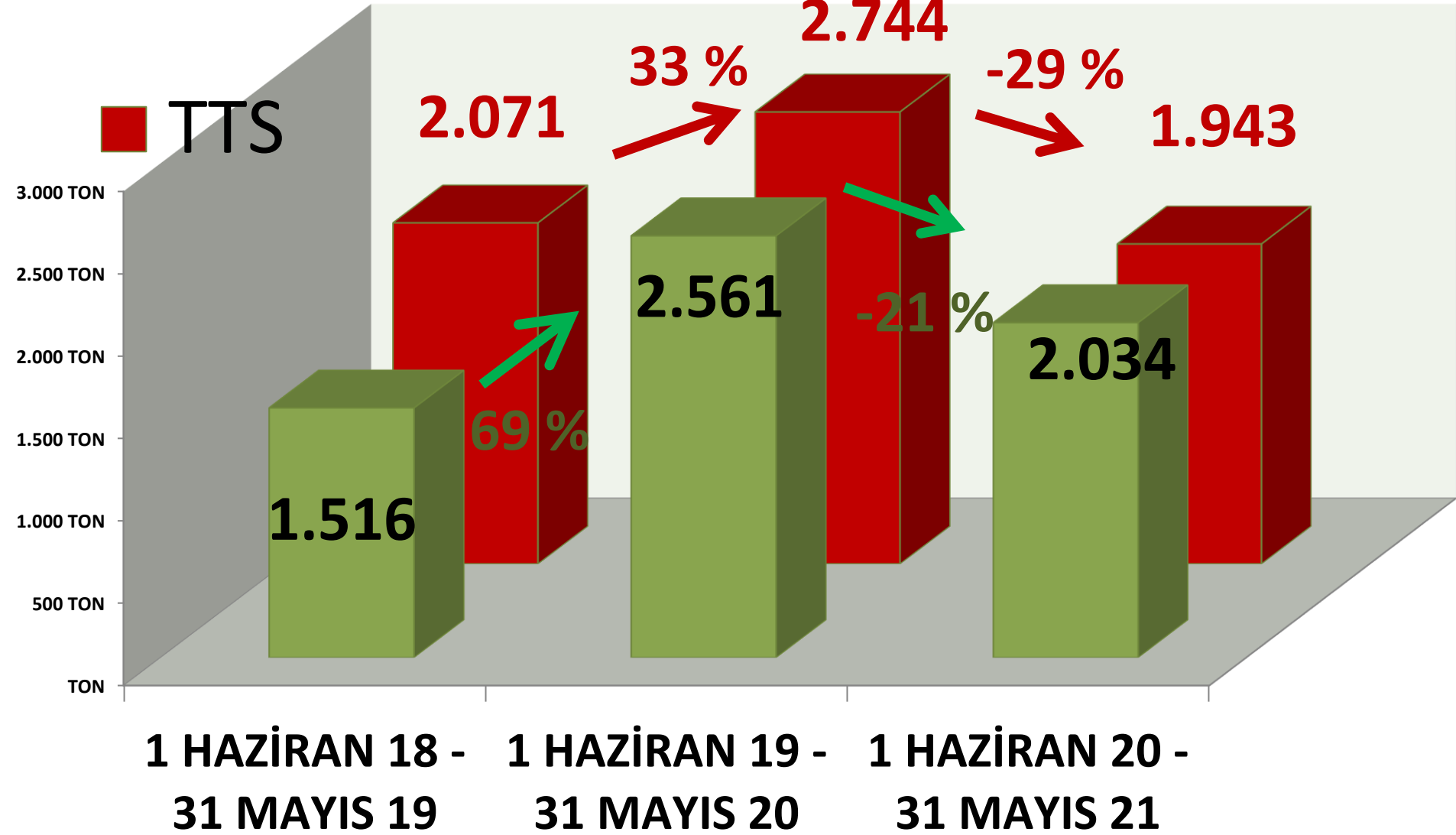


**M. HAŞHAŞ MTS İŞLEM MİKTARI
ORANLARI**

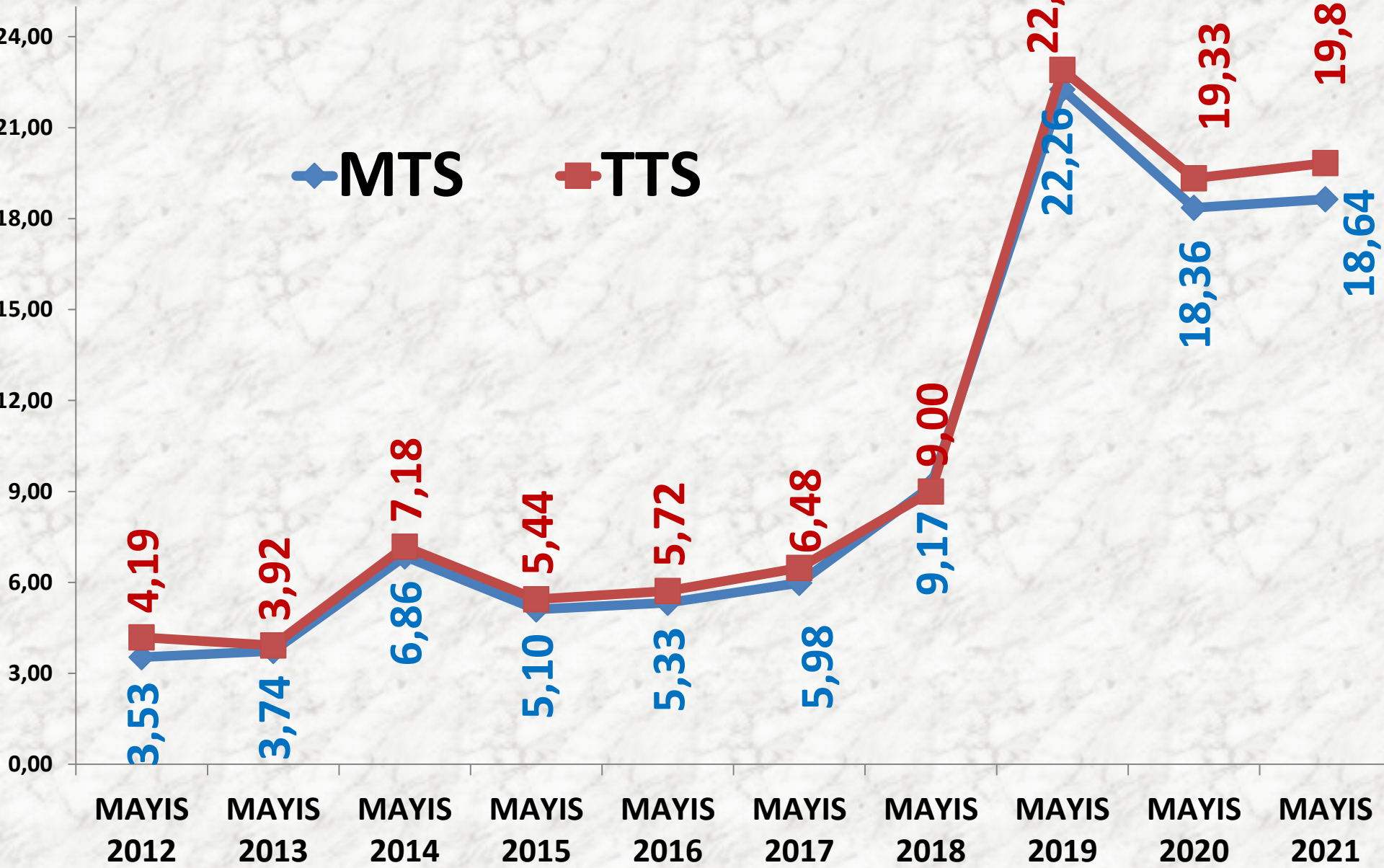
YILLIK TOPLAM M. HAŞHAŞ İŞLEM MİKTARI (TON)

■ MTS

■ TTS



MAYIS AYLARI M. HAŞHAŞ FİYAT TRENDİ (TL)



KÜTLÜ PAMUK

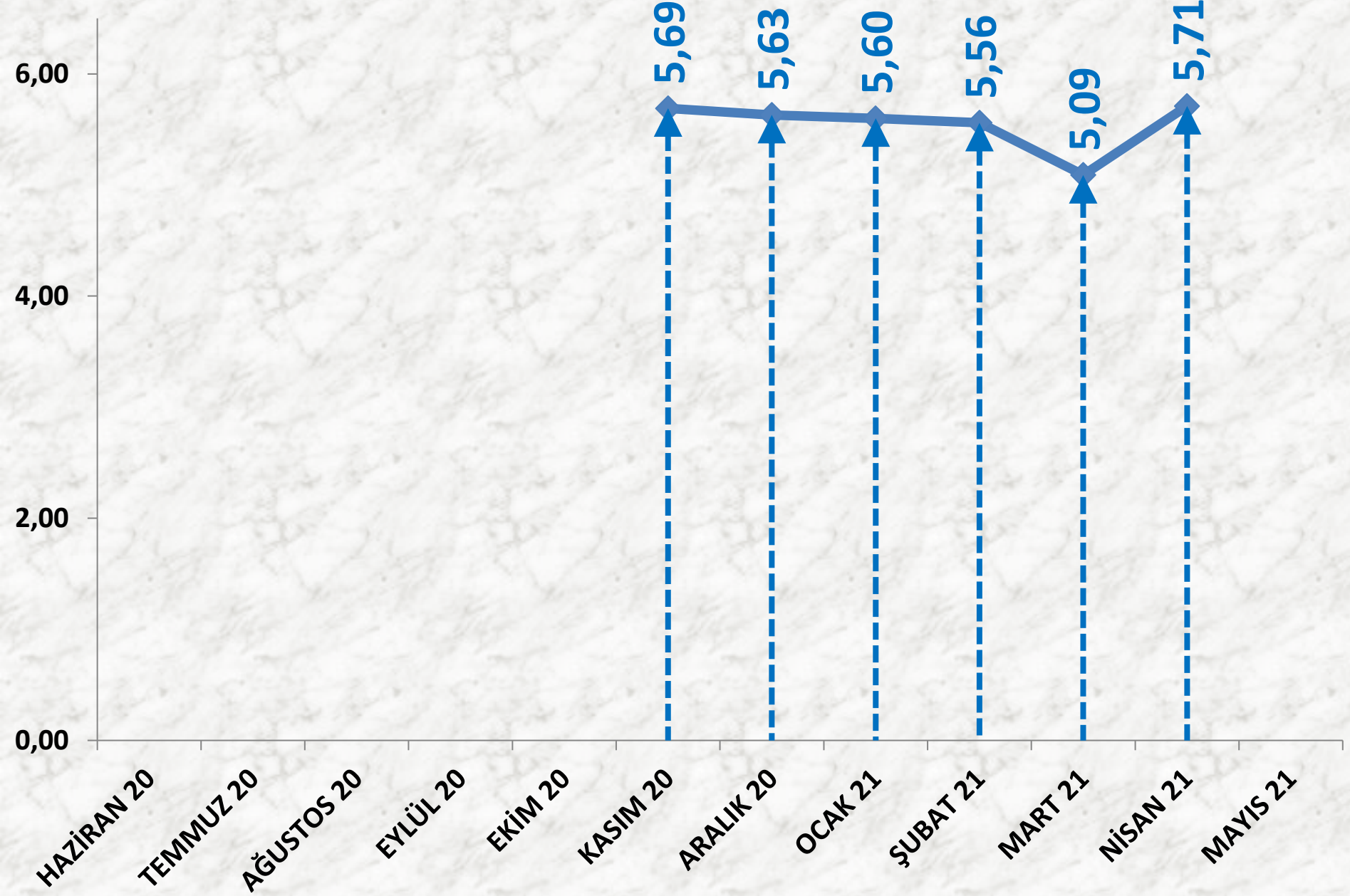
İŞLEM MİKTARI (TON)	2019 MAYIS	2020 MAYIS		2021 MAYIS	
MTS	-	-	-	-	-

EN AZ FİYAT	2019 MAYIS	2020 MAYIS		2021 MAYIS	
MTS	-	-	-	-	-

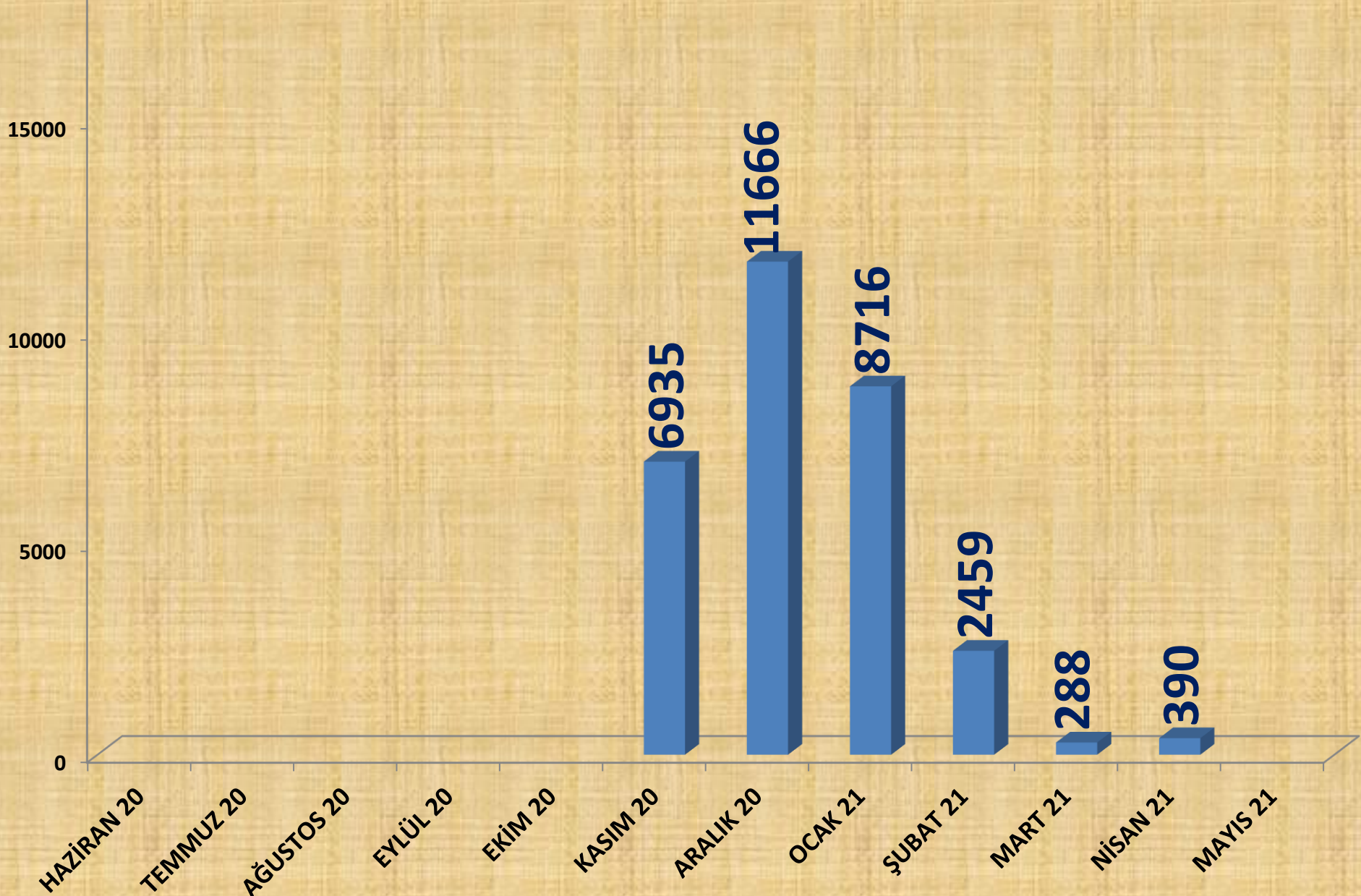
EN ÇOK FİYAT	2019 MAYIS	2020 MAYIS		2021 MAYIS	
MTS	-	-	-	-	-

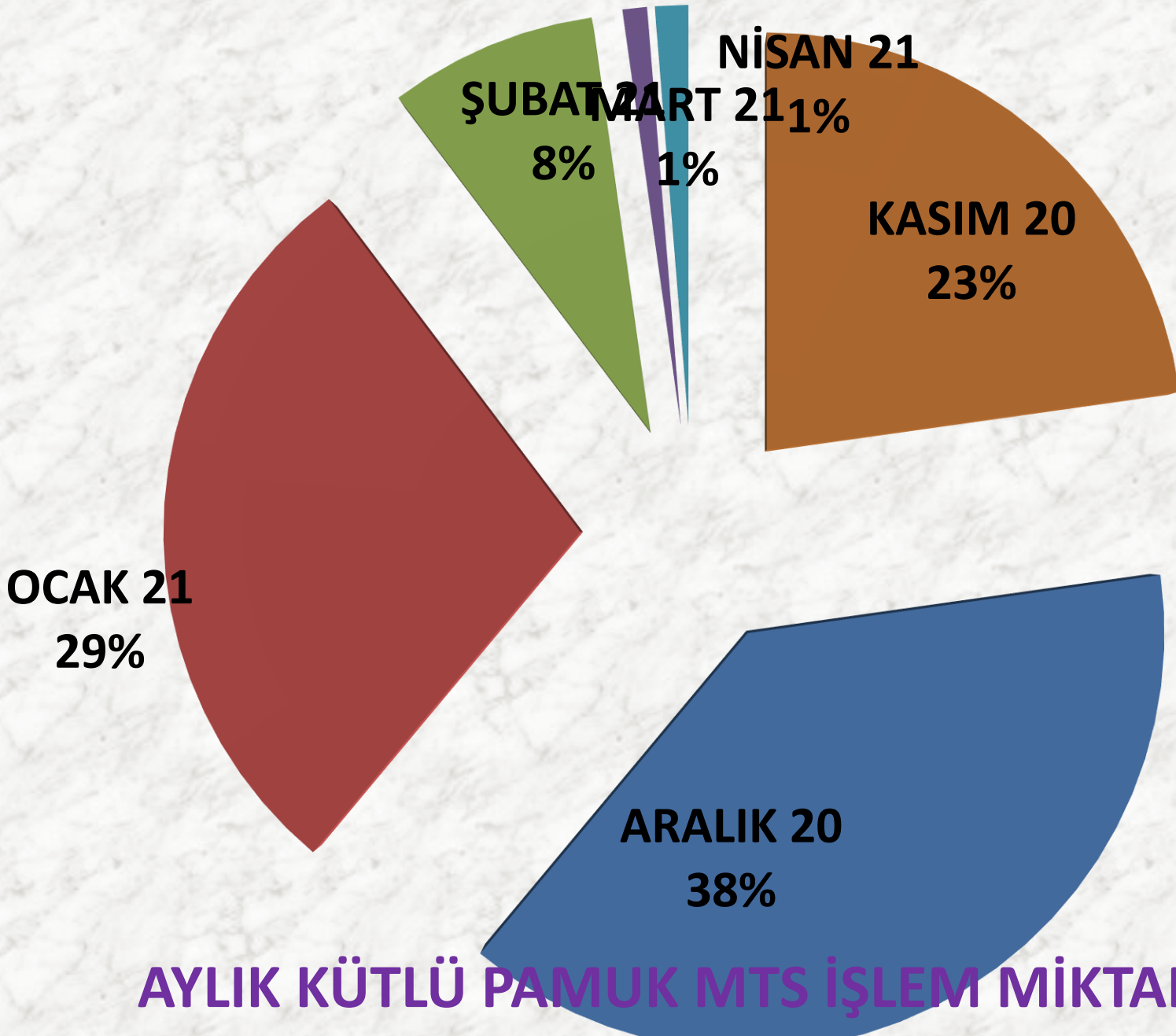
ORTALAMA FİYAT	2019 MAYIS	2020 MAYIS		2021 MAYIS	
MTS	-	-	-	-	-

AYLIK KÜTLÜ PAMUK FİYAT TRENDİ (TL)



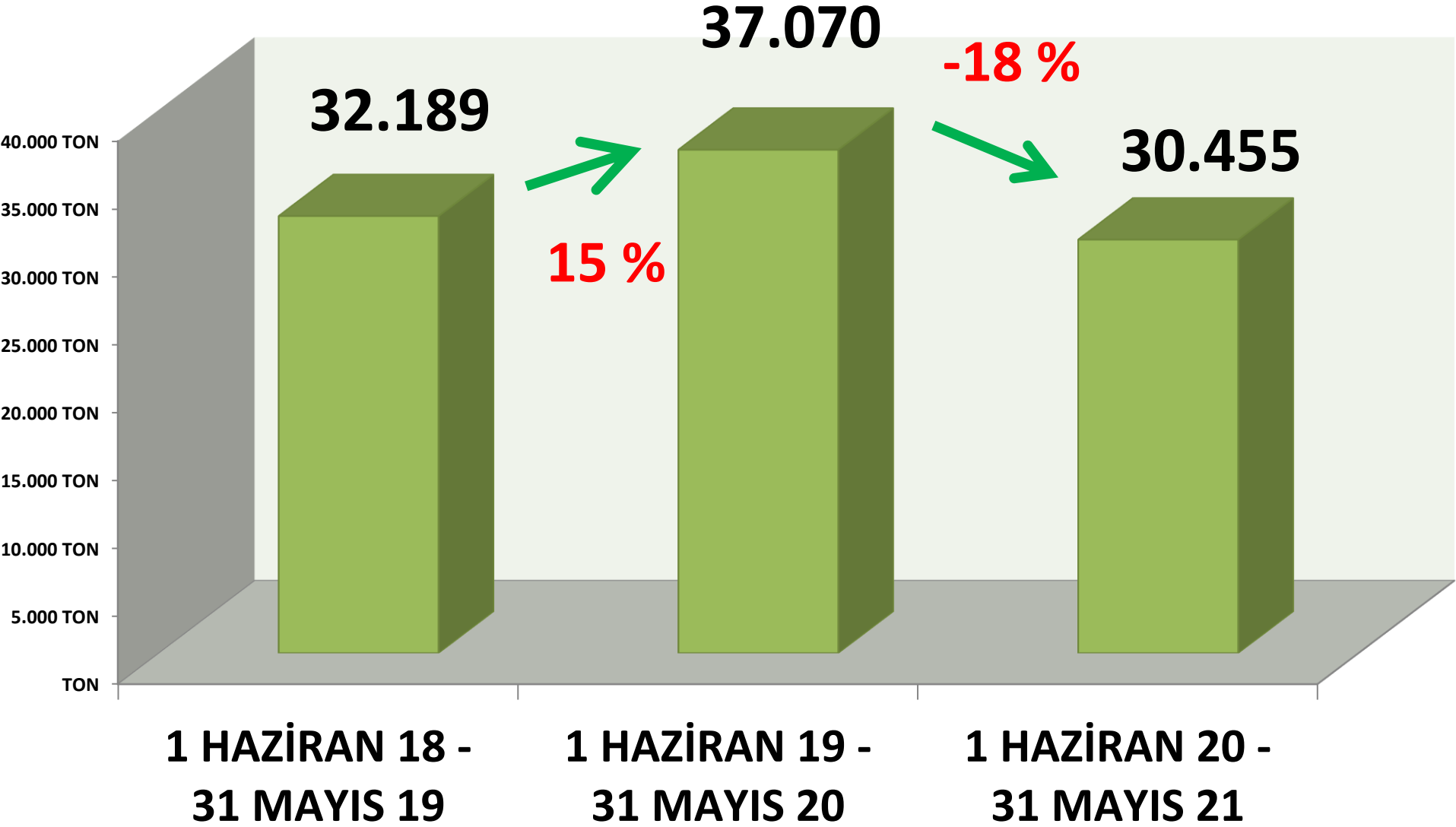
AYLIK KÜTLÜ PAMUK İŞLEM MİKTARI (TON)





**AYLIK KÜTLÜ PAMUK MTS İŞLEM MİKTARI
ORANLARI**

YILLIK TOPLAM KÜTLÜ PAMUK İŞLEM MİKTARI (TON)



MAYIS AYLARI K.PAMUK FİYAT TRENDİ (TL)

◆ KÜTLÜ
PAMUK



MAHLIÇ PAMUK

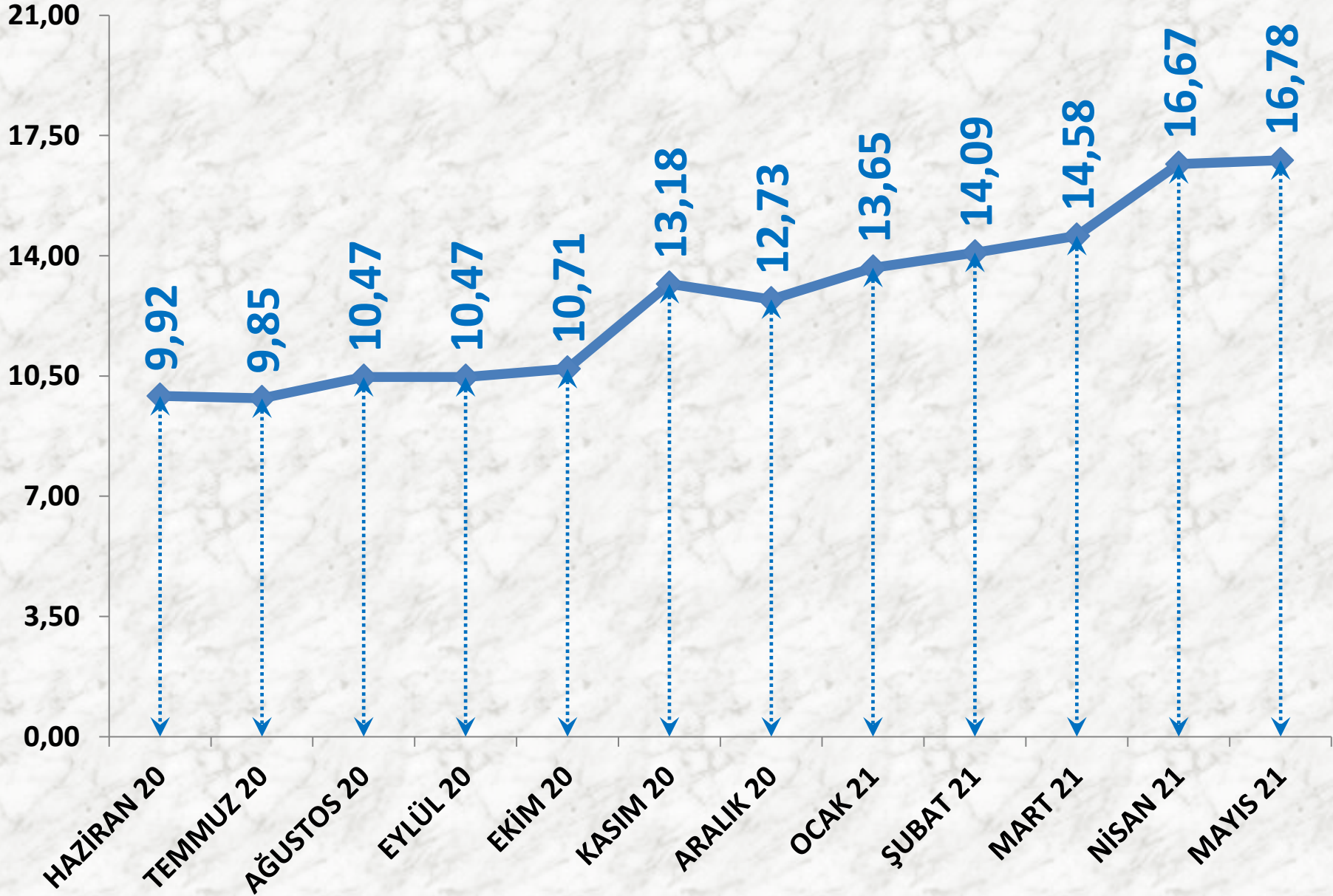
İŞLEM MİKTARI (TON)	2019 MAYIS	2020 MAYIS		2021 MAYIS	
TTS	527 TON	-44%	294 TON	31%	386 TON

EN AZ FİYAT	2019 MAYIS	2020 MAYIS		2021 MAYIS	
TTS	10,80 TL	-7%	10,00 TL	63%	16,34 TL

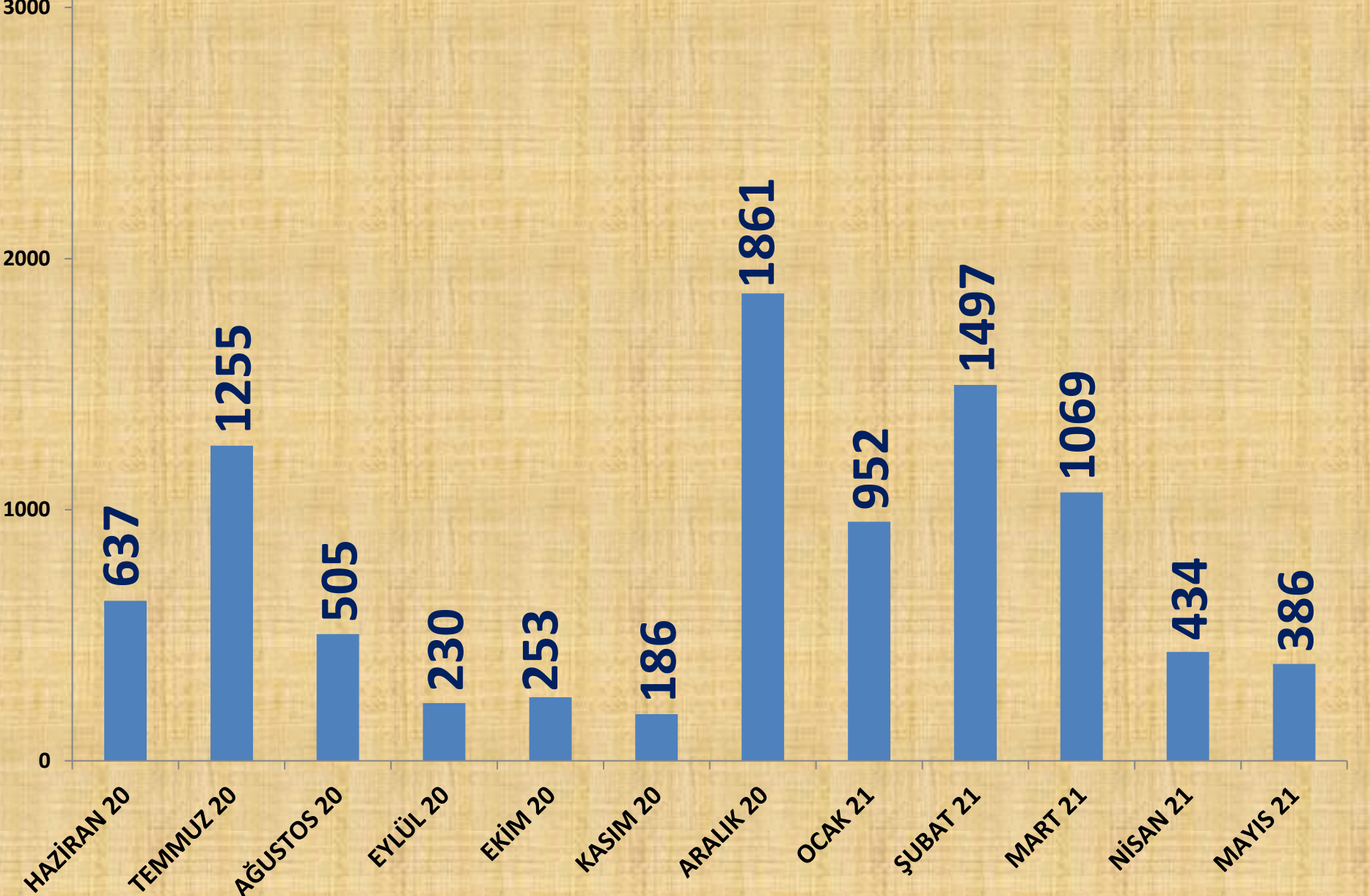
EN ÇOK FİYAT	2019 MAYIS	2020 MAYIS		2021 MAYIS	
TTS	11,50 TL	-10%	10,30 TL	78%	18,30 TL

ORTALAMA FİYAT	2019 MAYIS	2020 MAYIS		2021 MAYIS	
TTS	11,15 TL	-8%	10,25 TL	64%	16,78 TL

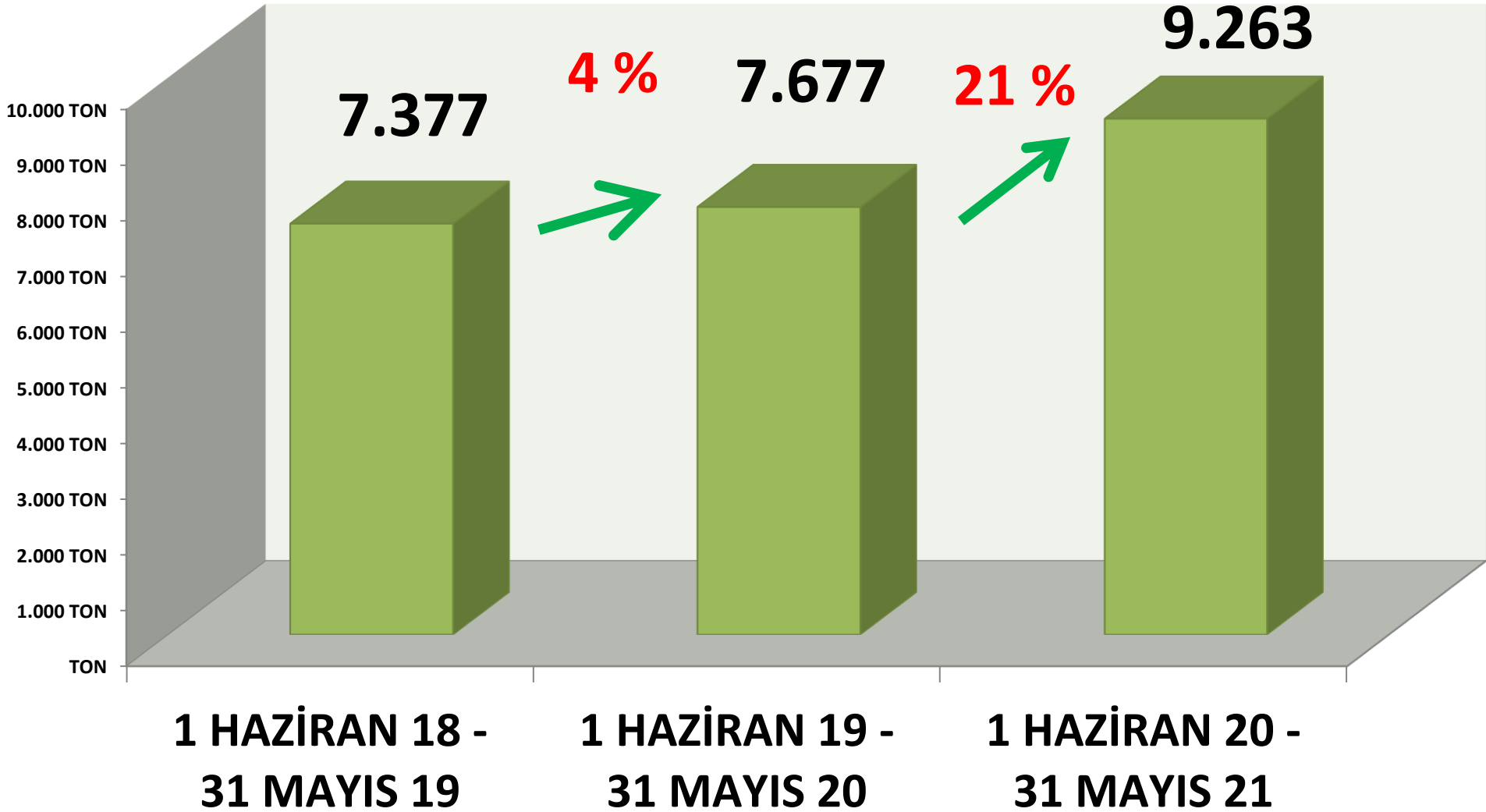
AYLIK MAHLIÇ PAMUK FİYAT TRENDİ (TL)



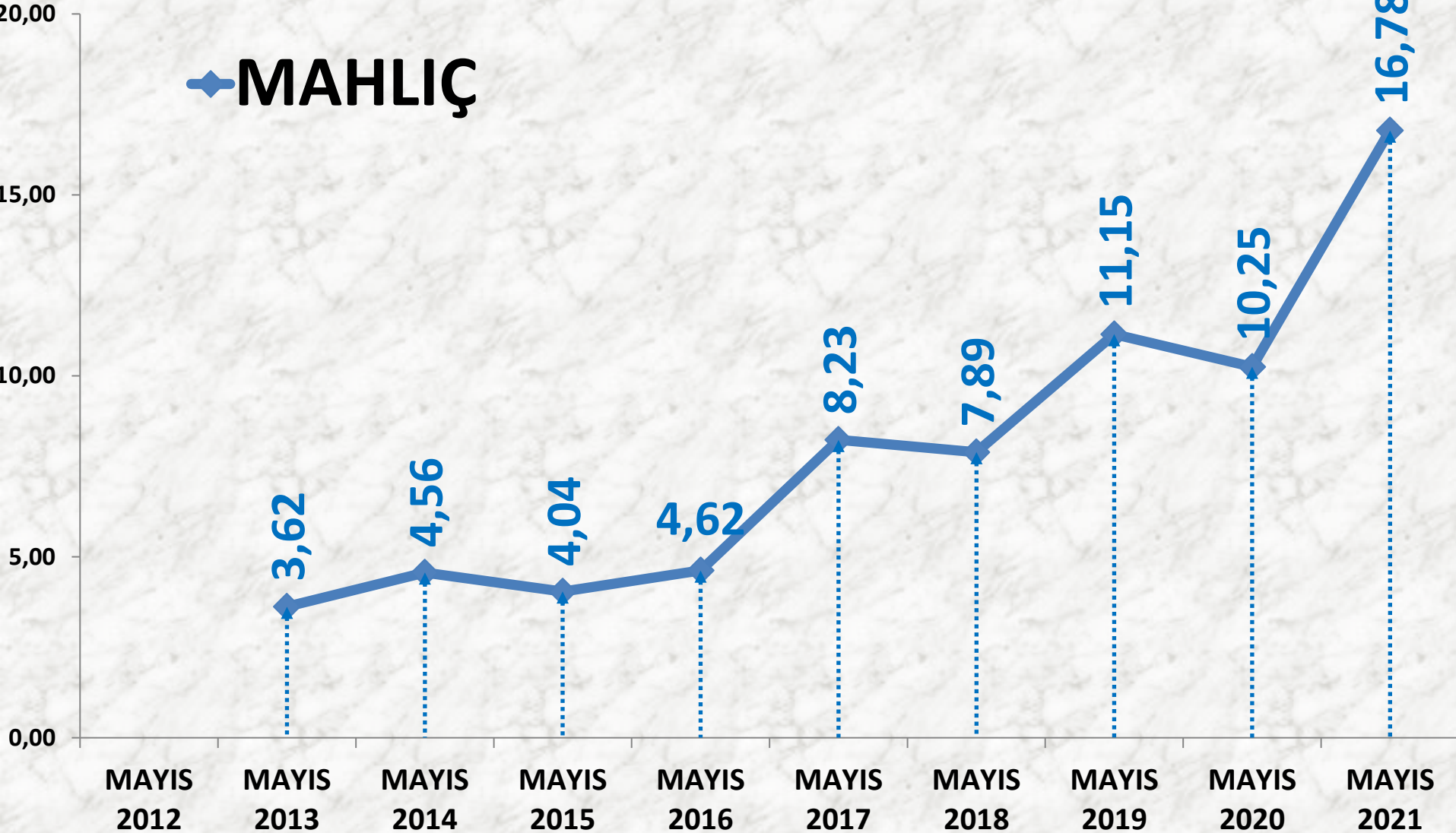
AYLIK MAHLIÇ PAMUK İŞLEM MİKTARI (TON)



YILLIK TOPLAM MAHLIÇ PAMUK İŞLEM MİKTARI (TON)



MAYIS AYLARI MAHLIÇ PAMUK FİYAT ORT. (TL)



KEKİK

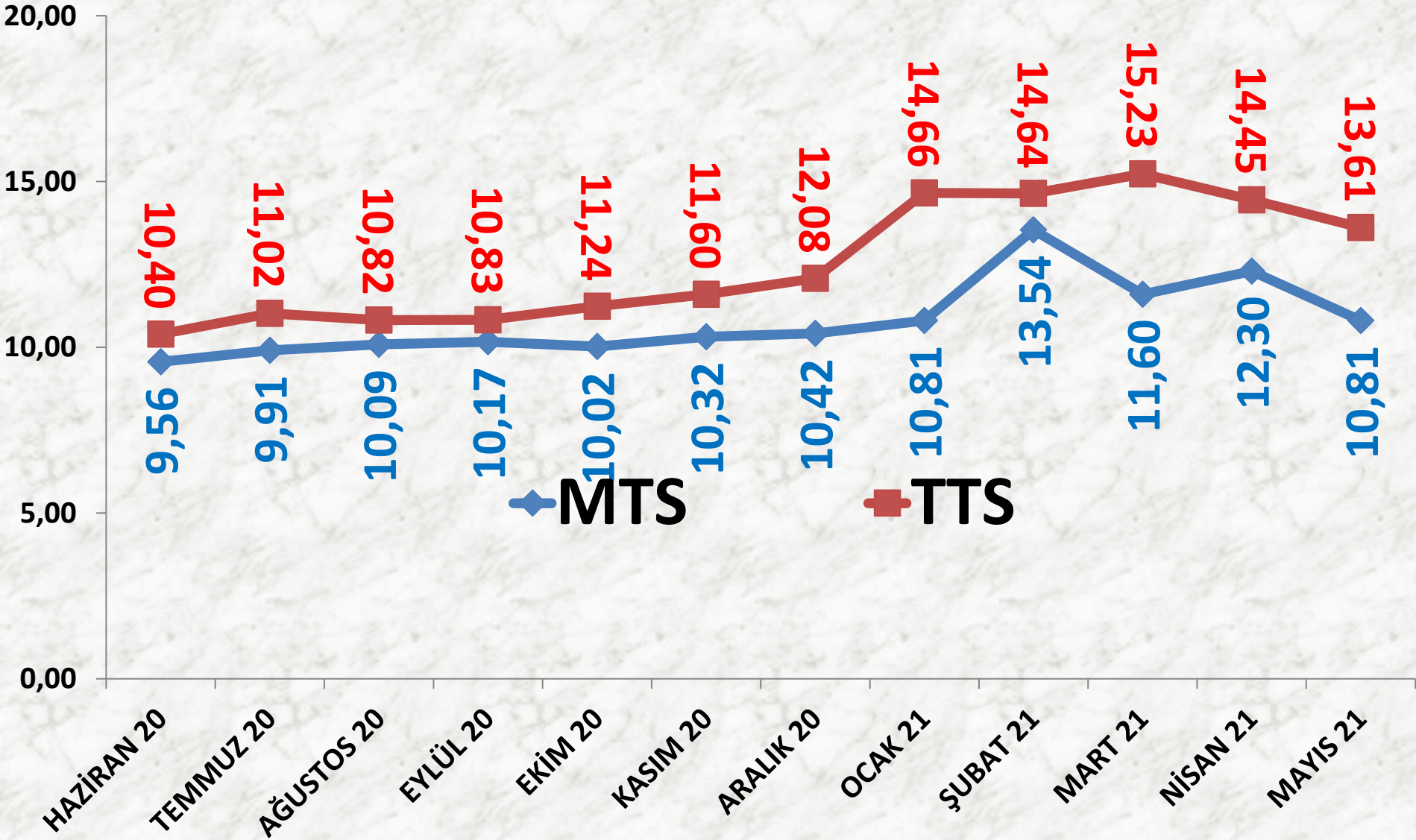
İŞLEM HACMI (TON)	2019 MAYIS	2020 MAYIS		2021 MAYIS	
<i>MTS</i>	421 TON	-43%	240 TON	26%	301 TON
<i>TTS</i>	319 TON	-2%	311 TON	-25%	233 TON

EN AZ FİYAT	2019 MAYIS	2020 MAYIS		2021 MAYIS	
<i>MTS</i>	7,01 TL	2%	7,14 TL	30%	9,30 TL
<i>TTS</i>	5,00 TL	-20%	4,00 TL	170%	10,80 TL

EN ÇOK FİYAT	2019 MAYIS	2020 MAYIS		2021 MAYIS	
<i>MTS</i>	12,00 TL	-11%	10,64 TL	27%	13,50 TL
<i>TTS</i>	20,00 TL	14%	22,75 TL	1%	23,00 TL

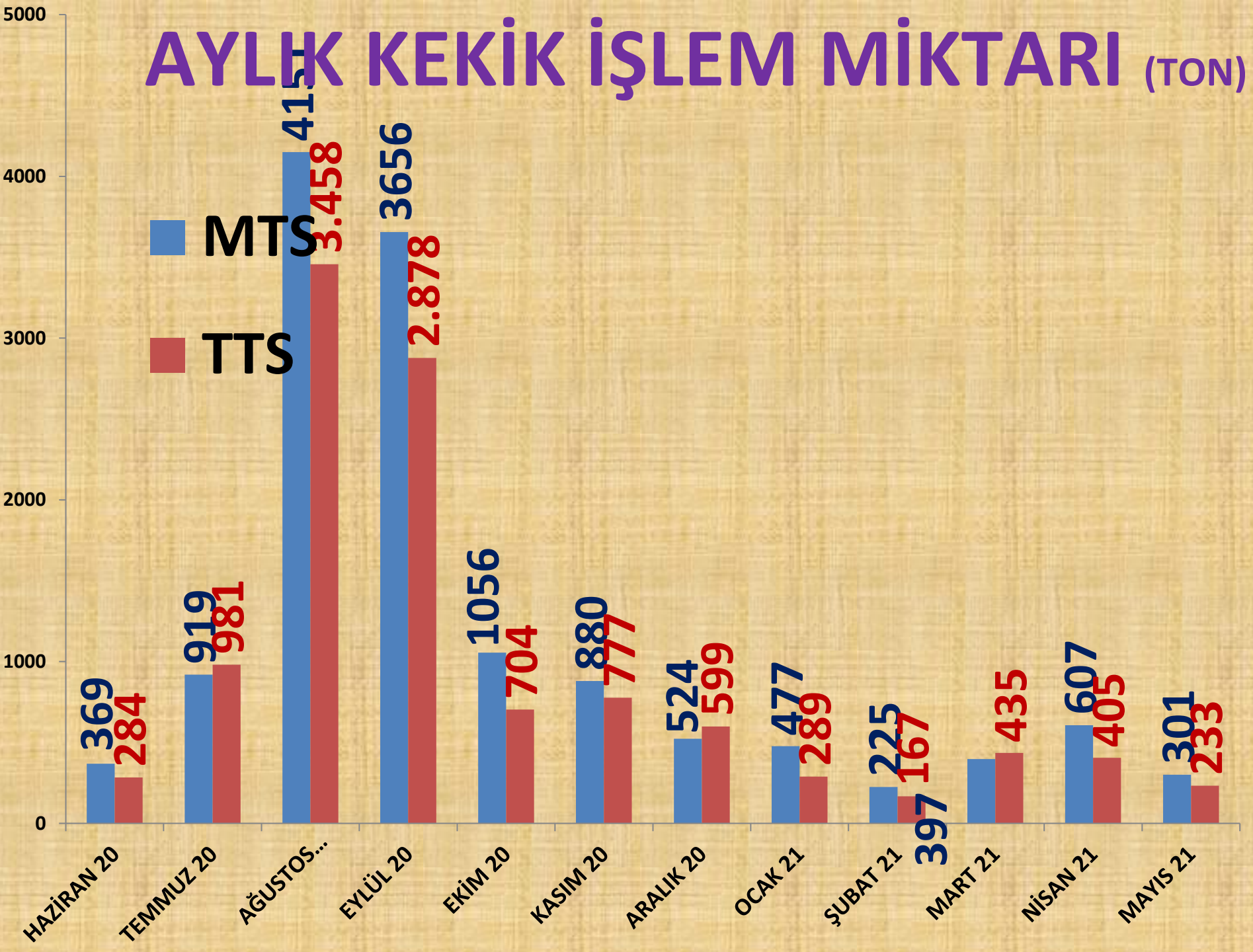
ORT. FİYAT	2019 MAYIS	2020 MAYIS		2021 MAYIS	
<i>MTS</i>	7,99 TL	22%	9,74 TL	11%	10,81 TL
<i>TTS</i>	8,49 TL	23%	10,48 TL	30%	13,61 TL

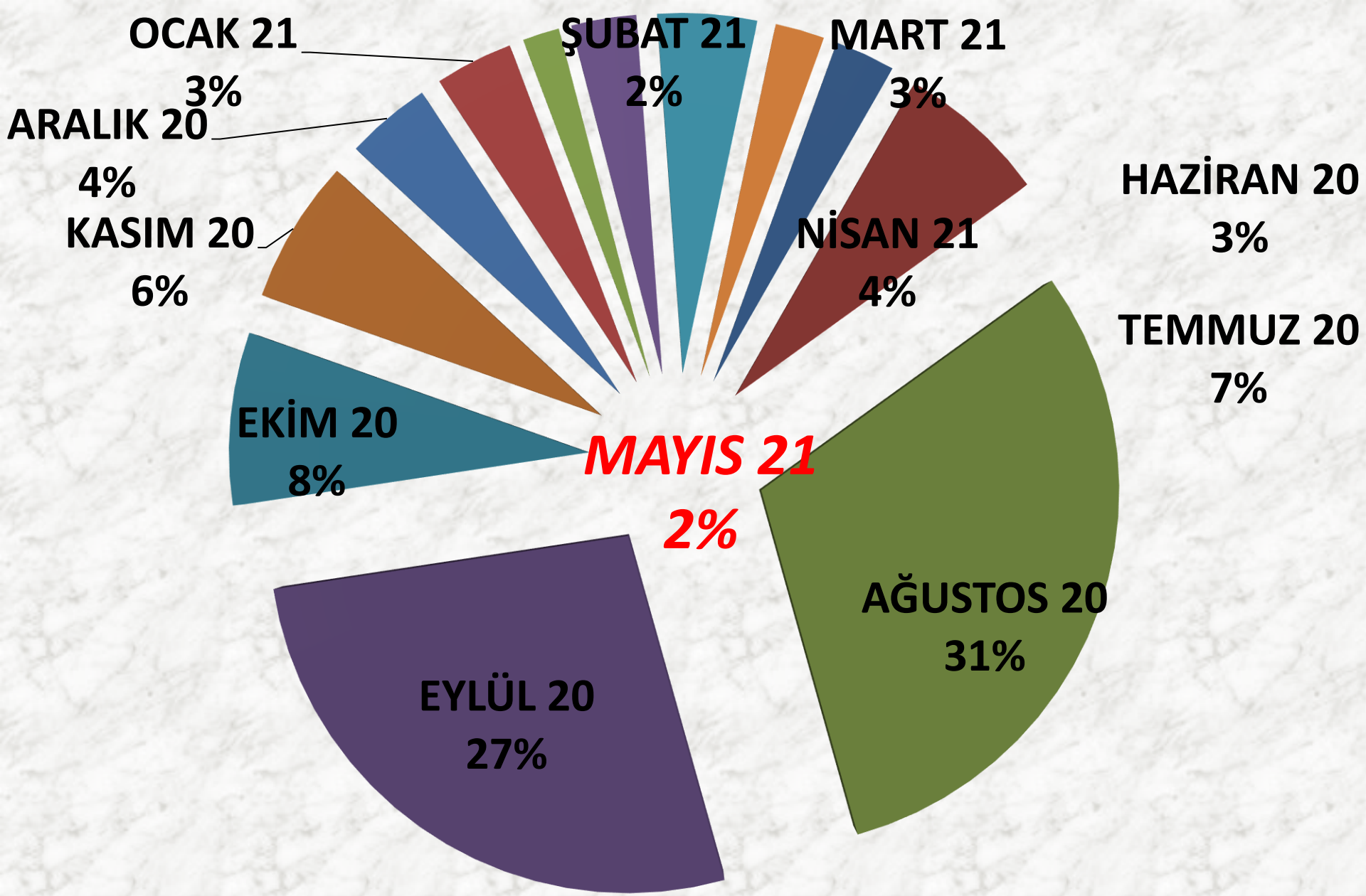
AYLIK KEKİK FİYAT TRENDİ_(TL)



AYLIK KEKİK İŞLEM MİKTARI (TON)

MTS
TTS



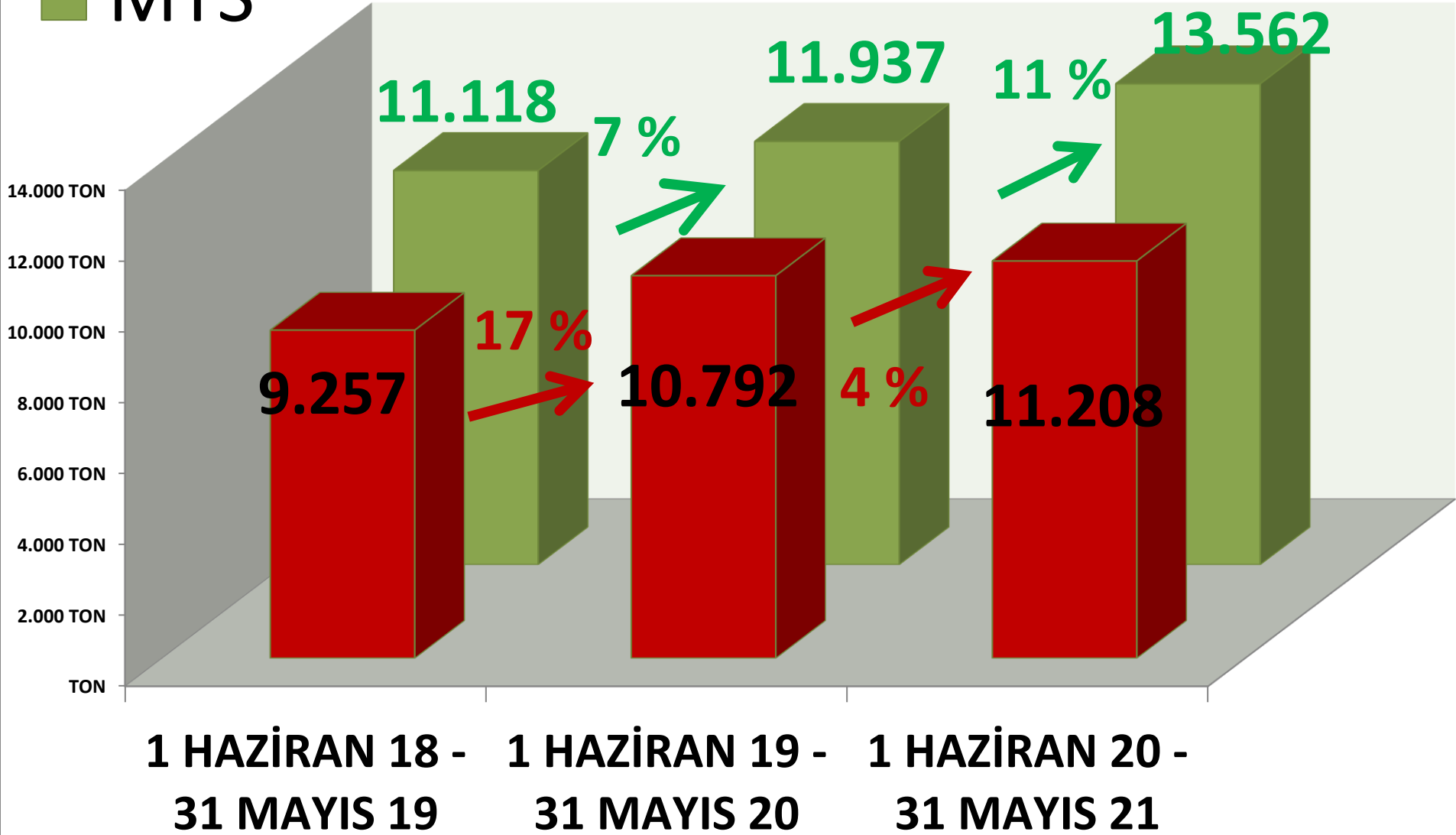


AYLIK KEKİK MTS İŞLEM MİKTARI ORANLARI

YILLIK TOPLAM KEKİK İŞLEM MİKTARI (TON)

■ TTS

■ MTS



ANASON

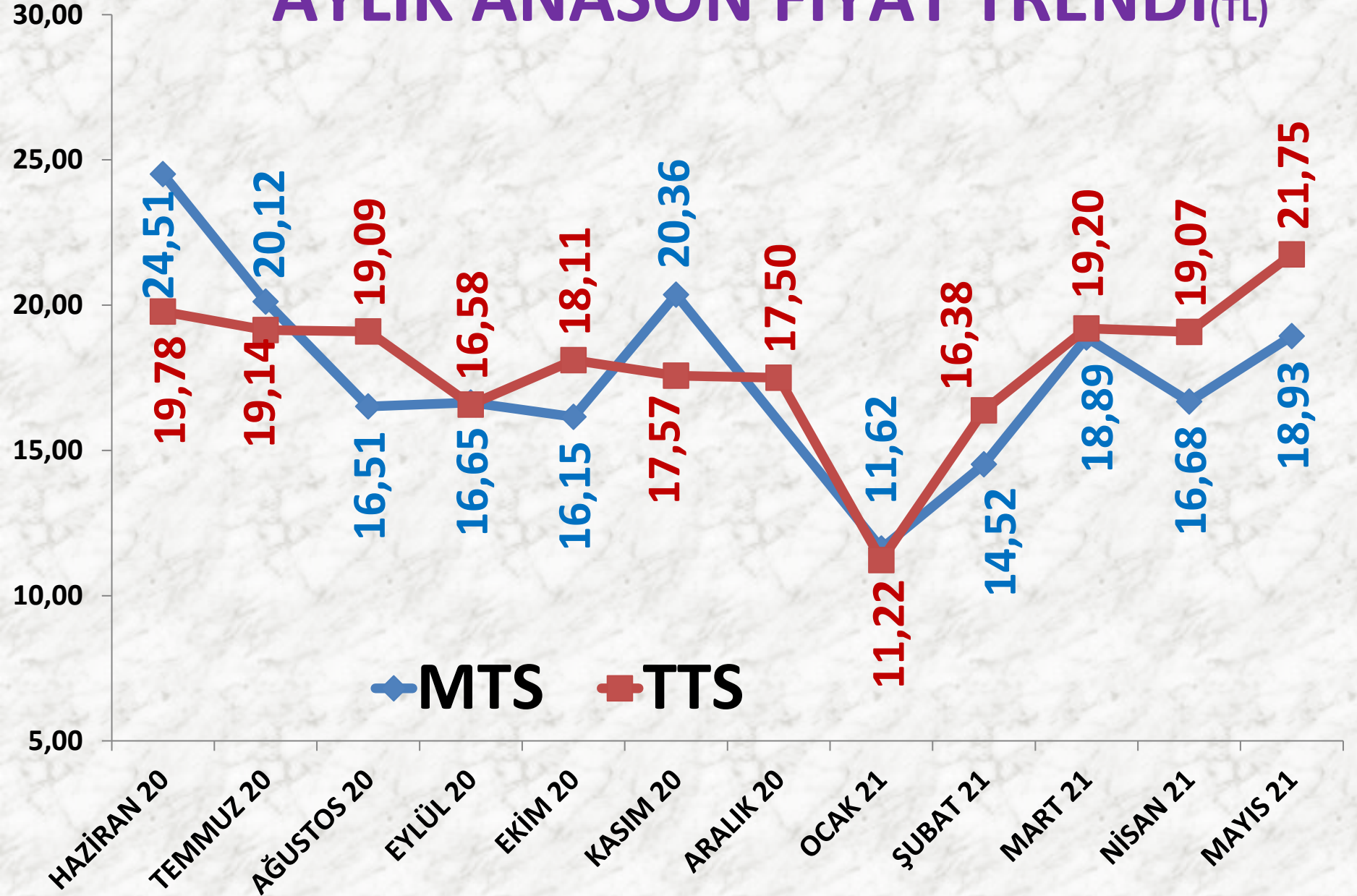
İŞLEM MİKTARI (TON)	2019 MAYIS	2020 MAYIS		2021 MAYIS	
MTS	1 TON	701%	9 TON	569%	62 TON
TTS	9 TON	-56%	4 TON	951%	44 TON

EN AZ FİYAT	2019 MAYIS	2020 MAYIS		2021 MAYIS	
MTS	14,00 TL	36%	19,00 TL	-1%	18,79 TL
TTS	15,00 TL	55%	23,22 TL	-8%	21,40 TL

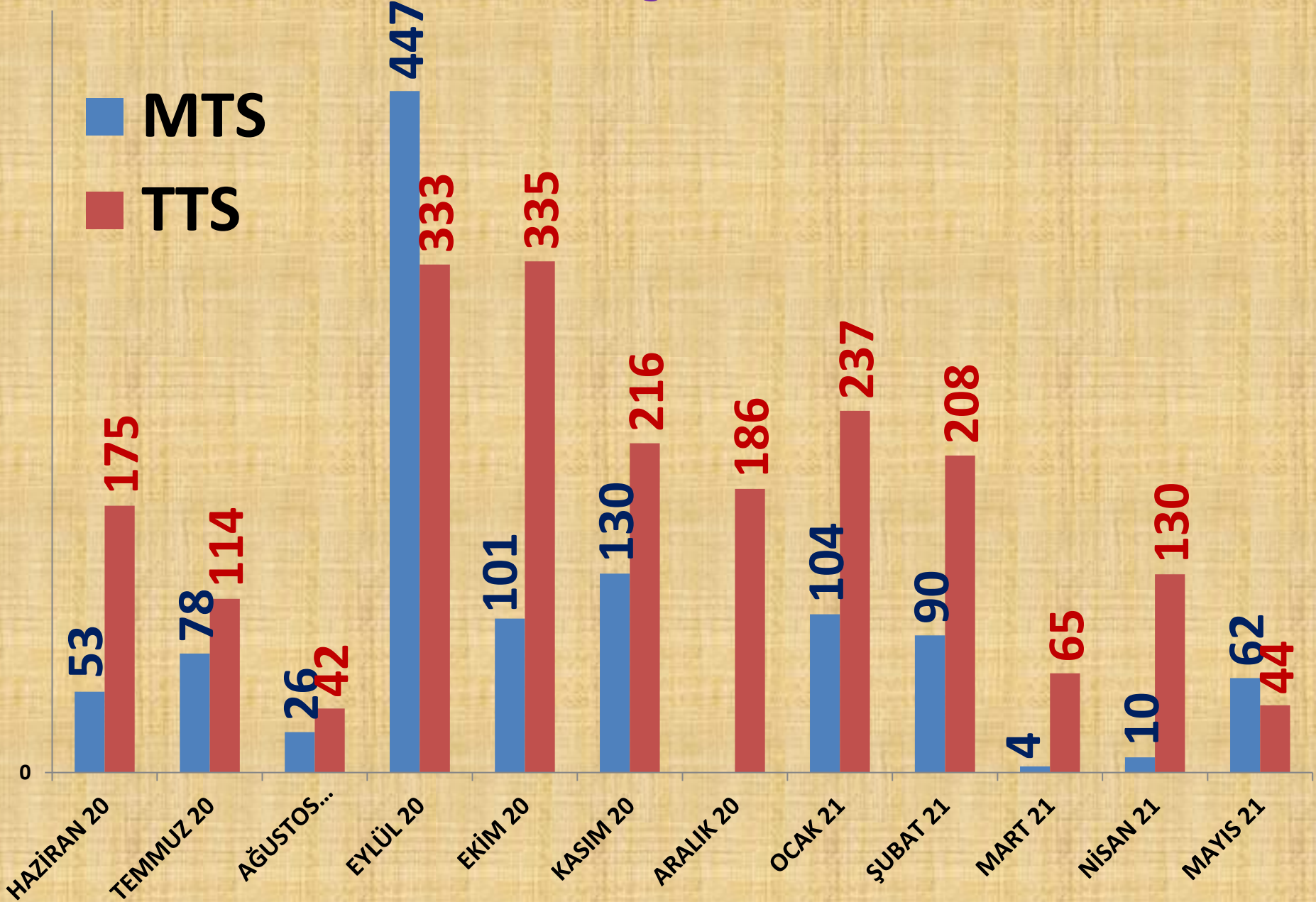
EN ÇOK FİYAT	2019 MAYIS	2020 MAYIS		2021 MAYIS	
MTS	14,00 TL	36%	19,00 TL	0%	19,00 TL
TTS	27,50 TL	-16%	23,22 TL	3%	23,90 TL

ORT. FİYAT	2019 MAYIS	2020 MAYIS		2021 MAYIS	
MTS	14,00 TL	36%	19,00 TL	0%	18,93 TL
TTS	23,64 TL	-2%	23,22 TL	-6%	21,75 TL

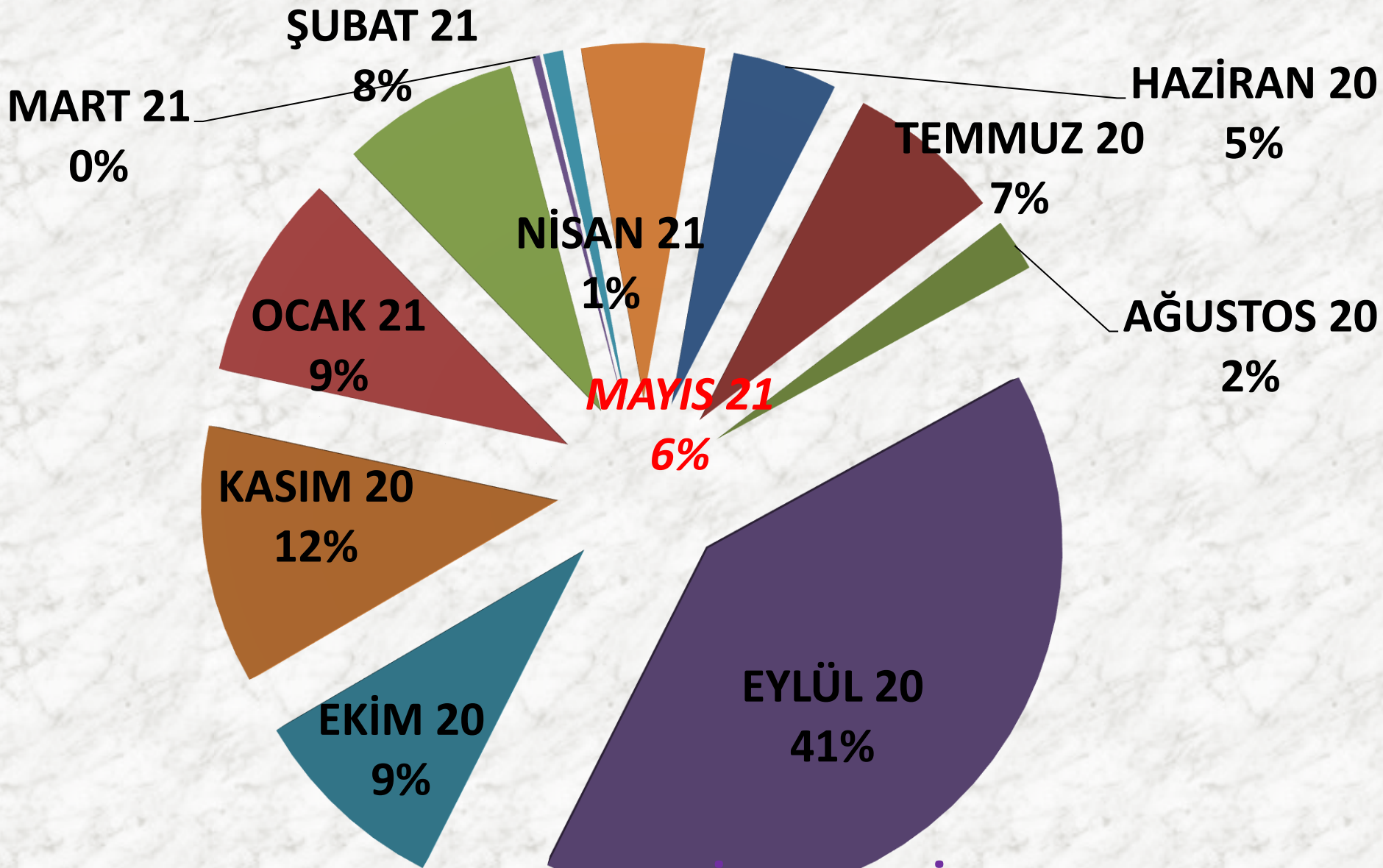
AYLIK ANASON FİYAT TRENDİ (TL)



AYLIK ANASON İŞLEM MİKTARI (TON)



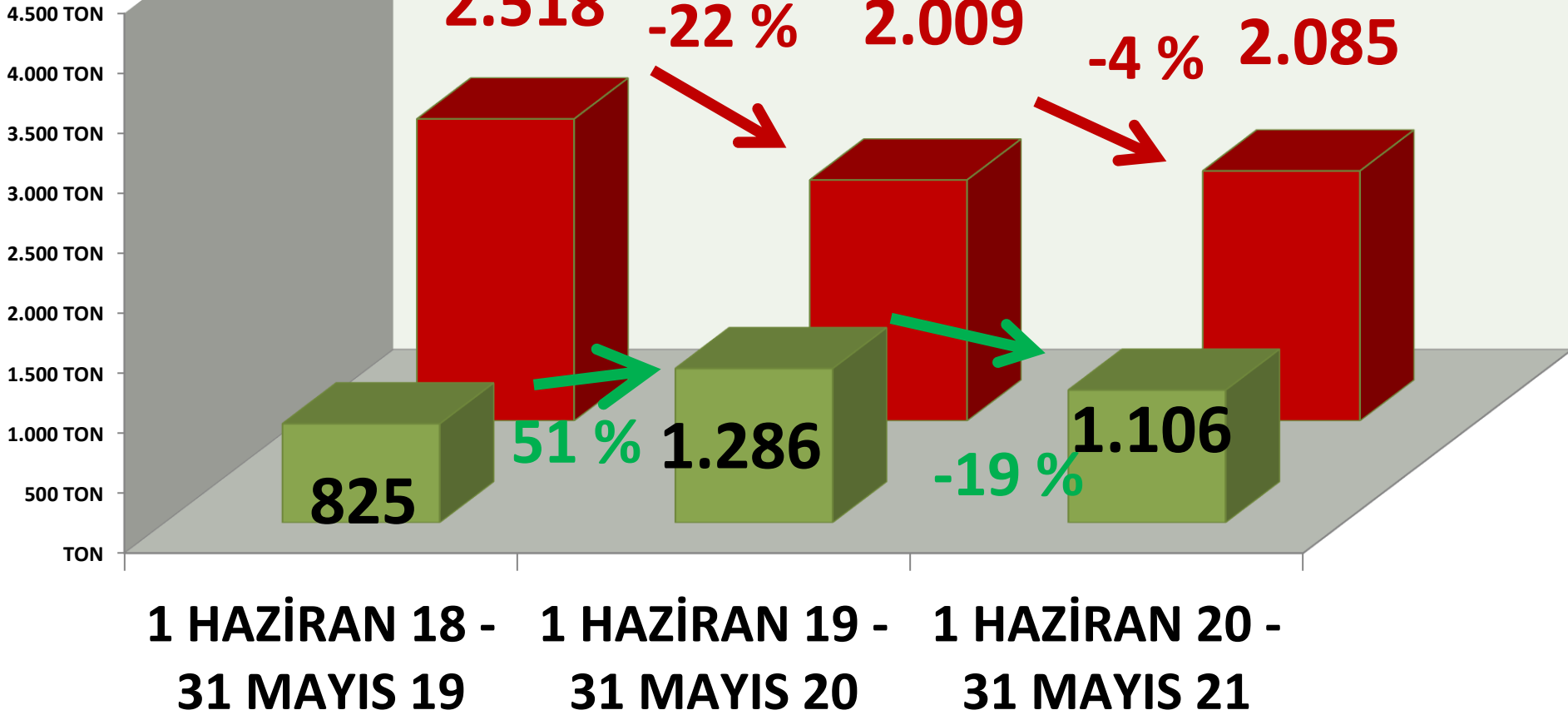
AYLIK ANASON MTS İŞLEM MİKTARI ORANLARI



YILLIK TOPLAM ANASON İŞLEM MİKTARI (TON)

■ MTS

■ TTS



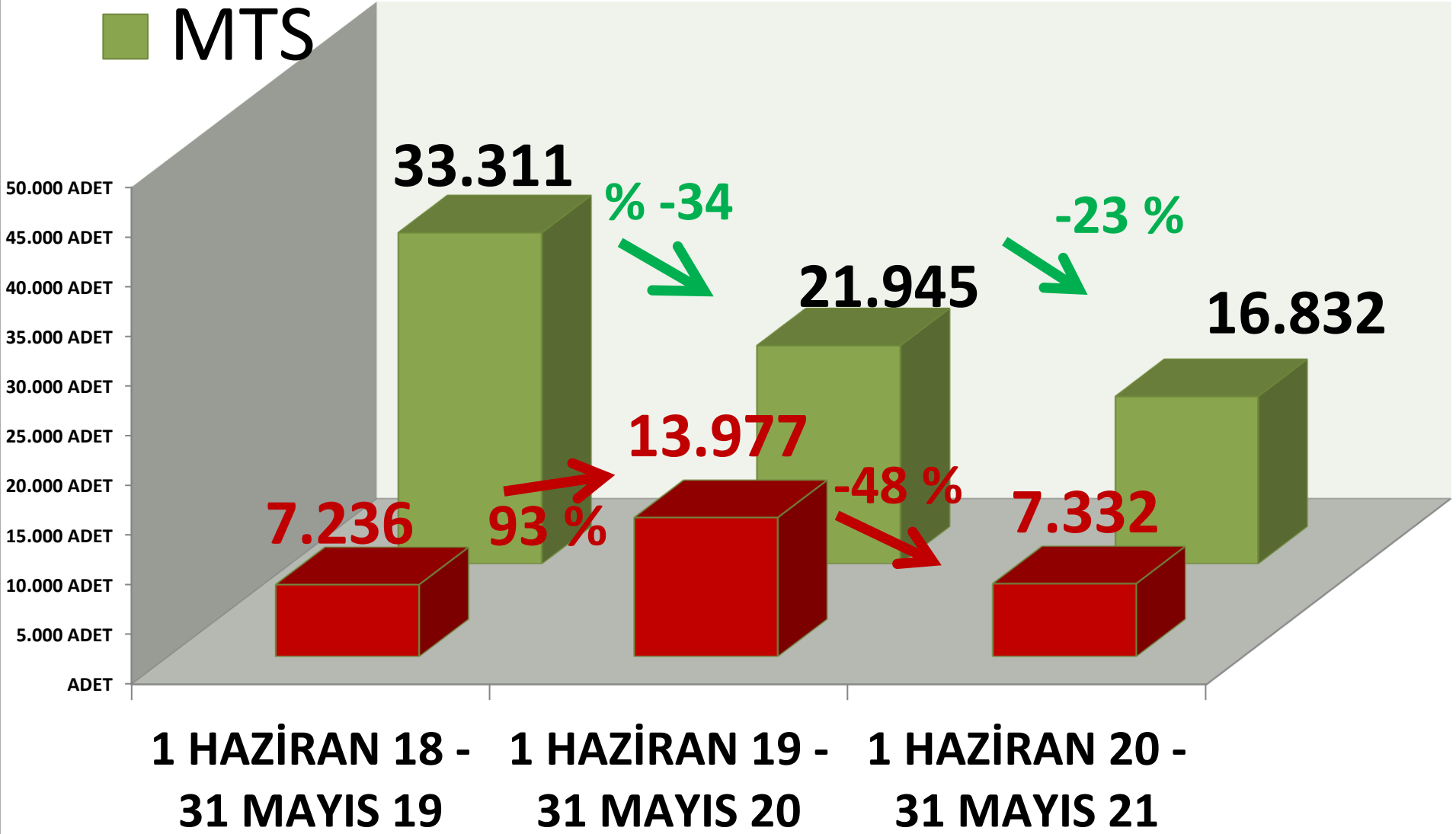
KASAPLIK CANLI HAYVAN

BÜYÜKBAŞ (ADET)	2019 MAYIS	2020 MAYIS		2021 MAYIS	
MTS	2329 ADET	-67%	775 ADET	67%	1297 ADET
TTS	713 ADET	-8%	653 ADET	-60%	264 ADET

KÜÇÜKBAŞ (ADET)	2019 MAYIS	2020 MAYIS		2021 MAYIS	
MTS	3150 ADET	-29%	2222 ADET	55%	3441 ADET
TTS	1423 ADET	-100%	-	-	655 ADET

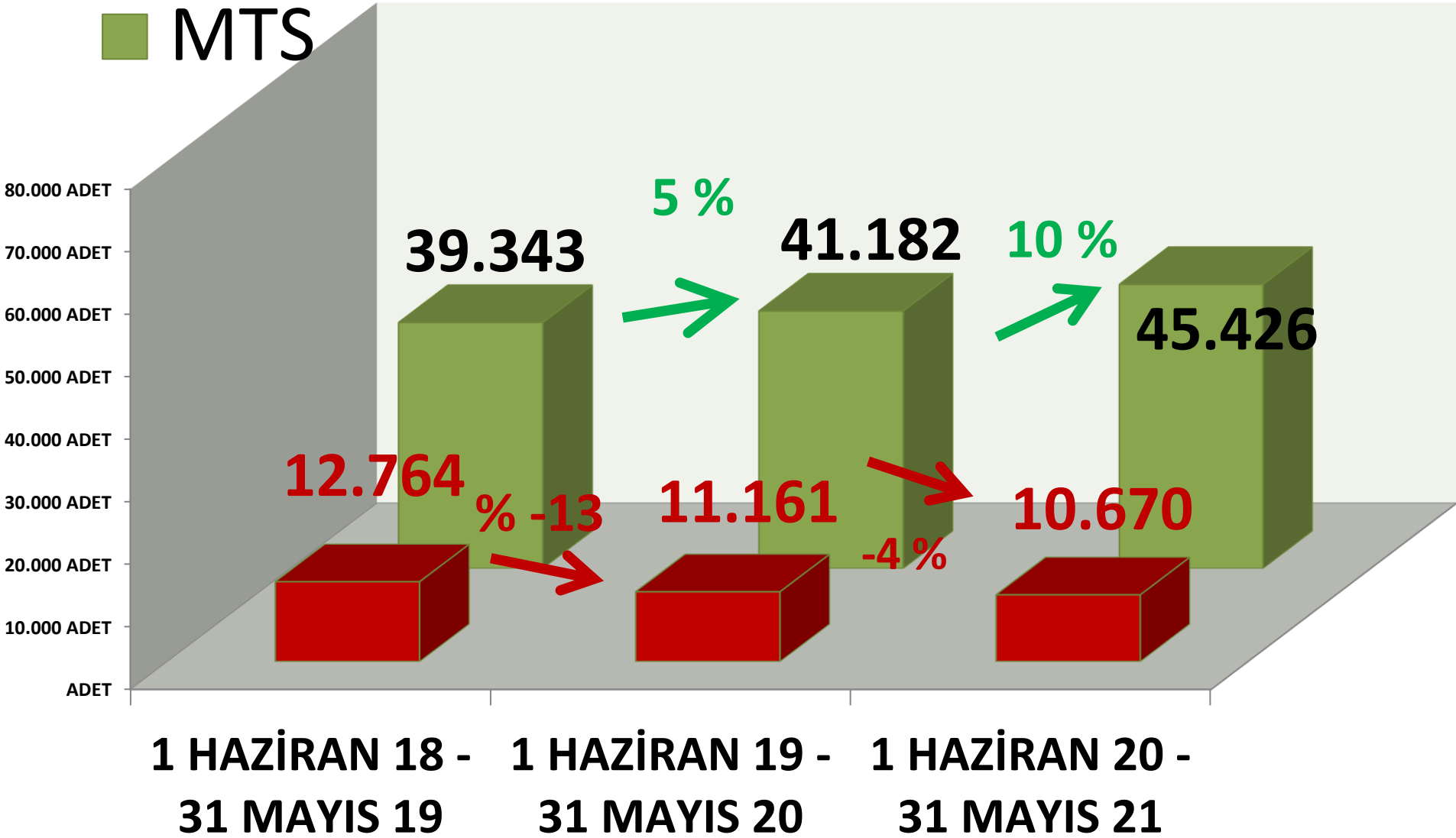
TTS YILLIK TOPLAM BÜYÜKBAŞ İŞLEM (ADET)

■ MTS



TTS YILLIK TOPLAM KÜÇÜKBAŞ İŞLEM_(ADET)

■ MTS





DINLEDİĞİNİZ İÇİN
TEŞEKKÜR EDERİM

RECEP MENGİ

