



# HAZİRAN 2021 TESCİL SUNUMU



# İŞLEM HACMİ VE TESCİL GELİRİ VERİLERİ

	2019 HAZİRAN		2020 HAZİRAN		2021 HAZİRAN
İŞLEM HACMİ	192 MİLYON TL	14%	220 MİLYON TL	8%	237 MİLYON TL
TESCİL GELİRİ	180.108 TL	14%	206.035 TL	6%	217.986 TL



## 2020 HAZİRAN

ÜRÜN GRUBU	Miktar(kg./lt/adet)	Tutar(TL)
BAKLİYAT VE MAMÜLLERİ	520.616	3.009.785
BİTKİSEL YAĞLAR	24.500	290.000
KOTASYON DIŞI ÜRÜNLER	34.026.545	98.913.308
HAM DERİLER VE BAĞIRSAKLAR	11.019	43.332
HAYVANSAL YAĞLAR	1.844	57.472
HUBUBAT .	16.352.495	24.799.531
HUBUBAT MAMÜLLERİ	-	-
KASAPLIK CANLI HAYVANLAR	7.131	25.849.060
KURU MEYVELER	2.066.618	24.906.328
KÜSPELER	-	-
ORMAN MAHSÜLLERİ	171.870	121.275
TEKSTİL HAMMADDELERİ	636.549	6.319.524
YAĞLI TOHUMLAR	2.761.829	35.289.477
<b>TOPLAM</b>	<b>56.581.017</b>	<b>219.599.093</b>

## 2021 HAZİRAN

ÜRÜN GRUBU	Miktar(kg./lt/adet)	Tutar(TL)
BAKLİYAT VE MAMÜLLERİ	984.803	6.452.836
BİTKİSEL YAĞLAR	-	-
KOTASYON DIŞI ÜRÜNLER	35.362.051	111.504.951
HAM DERİLER VE BAĞIRSAKLAR	12.358	57.273
HAYVANSAL YAĞLAR	3.128	108.942
HUBUBAT .	9.668.833	24.073.764
HUBUBAT MAMÜLLERİ	531.583	850.606
KASAPLIK CANLI HAYVANLAR	8.355	28.481.595
KURU MEYVELER	1.549.827	15.123.978
KÜSPELER	151.380	268.470
ORMAN MAHSÜLLERİ	227.015	546.784
TEKSTİL HAMMADDELERİ	908.668	19.162.541
YAĞLI TOHUMLAR	2.691.975	30.320.846
<b>TOPLAM</b>	<b>52.099.976</b>	<b>236.952.587</b>

## 2020 -2021 HAZİRAN DEĞİŞİM

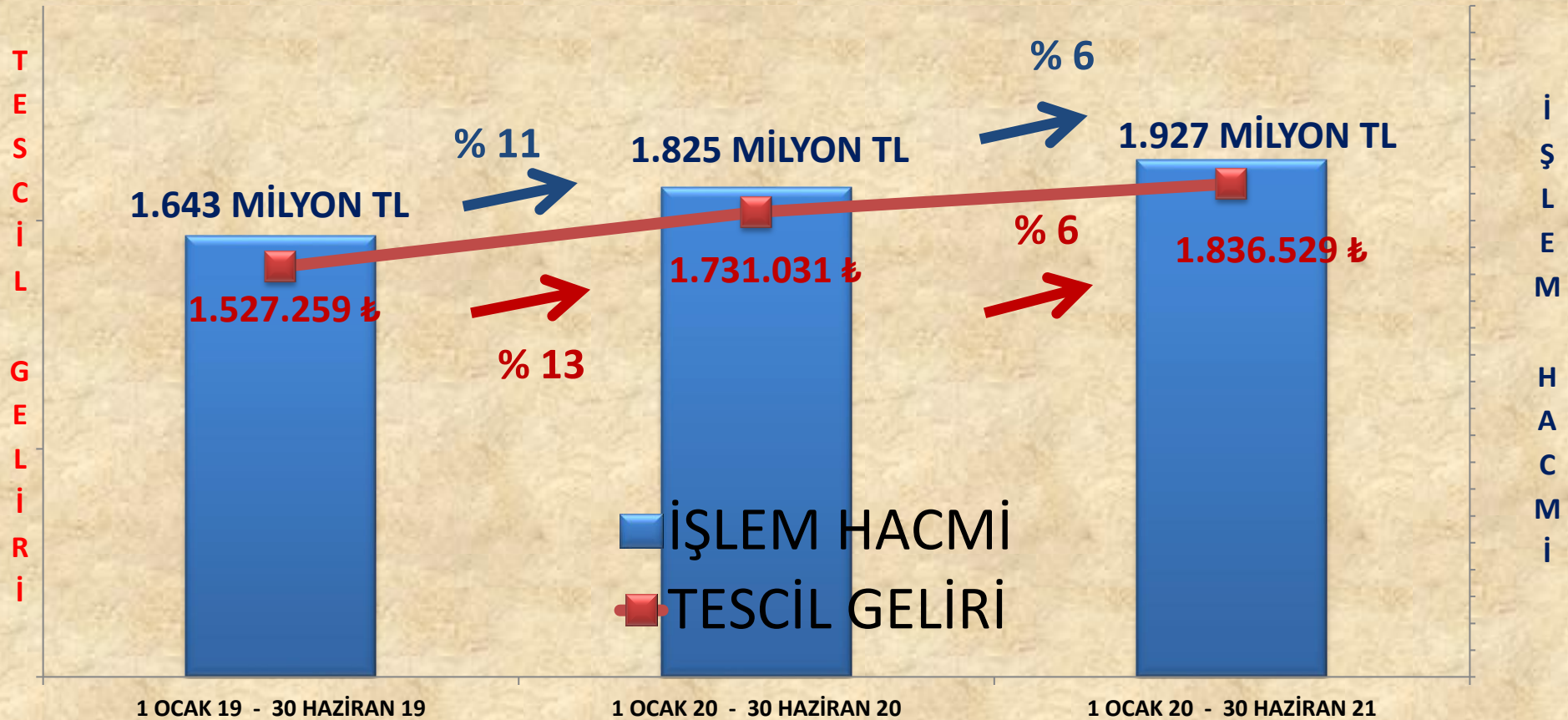
ÜRÜN GRUBU	Miktar(kg./lt/adet)	Tutar(TL)
BAKLİYAT VE MAMÜLLERİ	464.187	3.443.051
BİTKİSEL YAĞLAR	-24.500	-290.000
KOTASYON DIŞI ÜRÜNLER	1.335.506	12.591.643
HAM DERİLER VE BAĞIRSAKLAR	1.339	13.941
HAYVANSAL YAĞLAR	1.284	51.470
HUBUBAT .	-6.683.662	-725.767
HUBUBAT MAMÜLLERİ	531.583	850.606
KASAPLIK CANLI HAYVANLAR	1.224	2.632.535
KURU MEYVELER	-516.792	-9.782.350
KÜSPELER	151.380	268.470
ORMAN MAHSÜLLERİ	55.145	425.509
TEKSTİL HAMMADDELERİ	272.119	12.843.017
YAĞLI TOHUMLAR	-69.854	-4.968.631
<b>TOPLAM</b>	<b>-4.481.041</b>	<b>17.353.494</b>

**2020 – 2021 HAZİRAN DEĞİŞİM ORANI**

ÜRÜN GRUBU	Miktar(kg./lt/adet)	Tutar(TL)
BAKLİYAT VE MAMÜLLERİ	89%	114%
BİTKİSEL YAĞLAR	-100%	-100%
KOTASYON DIŞI ÜRÜNLER	4%	13%
HAM DERİLER VE BAĞIRSAKLAR	12%	32%
HAYVANSAL YAĞLAR	70%	90%
HUBUBAT .	-41%	-3%
HUBUBAT MAMÜLLERİ	-	-
KASAPLIK CANLI HAYVANLAR	17%	10%
KURU MEYVELER	-25%	-39%
KÜSPELER	-	-
ORMAN MAHSÜLLERİ	32%	351%
TEKSTİL HAMMADDELERİ	43%	203%
YAĞLI TOHUMLAR	-3%	-14%
<b>TOPLAM</b>	<b>-8%</b>	<b>8%</b>

# İŞLEM HACMİ VE TESCİL GELİRİ VERİLERİ

	1 OCAK 19 - 30 HAZİRAN 19		1 OCAK 20 - 30 HAZİRAN 20		1 OCAK 21 - 30 HAZİRAN 21
İŞLEM HACMİ	1.643 MİLYON TL	11%	1.825 MİLYON TL	6%	1.927 MİLYON TL
TESCİL GELİRİ	1.527.259 TL	13%	1.731.031 TL	6%	1.836.529 TL



# 1 OCAK – 30 HAZİRAN 2020

	Miktar(kg./lt/adet)	Tutar(TL)
BAKLİYAT VE MAMÜLLERİ	5.855.577	25.718.245
BİTKİSEL YAĞLAR	25.295	300.110
KOTASYON DIŞI ÜRÜNLER	389.701.984	1.038.333.168
HAM DERİLER VE BAĞIRSAKLAR	100.928	524.786
HAYVANSAL YAĞLAR	3.524	109.520
HUBUBAT .	70.574.868	93.564.765
HUBUBAT MAMÜLLERİ	383.813	607.823
KASAPLIK CANLI HAYVANLAR	33.851	109.239.277
KURU MEYVELER	16.082.250	176.291.377
KÜSPELER	395.716	355.788
MEYVE ÇEKİRDEKLERİ	72.800	170.298
ORMAN MAHSÜLLERİ	1.792.233	4.743.143
TEKSTİL HAMMADDELERİ	21.479.129	111.849.665
YAĞLI TOHUMLAR	30.553.632	263.150.241
TOPLAM	<b>537.055.600</b>	<b>1.824.958.208</b>

# 1 OCAK – 30 HAZİRAN 2021

	Miktar(kg./lt/adet)	Tutar(TL)
BAKLİYAT VE MAMÜLLERİ	3.997.623	26.861.188
BİTKİSEL YAĞLAR	5.696	91.190
KOTASYON DIŞI ÜRÜNLER	455.782.220	1.088.916.346
HAM DERİLER VE BAĞIRSAKLAR	118.475	525.860
HAYVANSAL YAĞLAR	7.153	253.428
HUBUBAT .	52.452.462	102.912.283
HUBUBAT MAMÜLLERİ	1.619.228	3.257.212
KASAPLIK CANLI HAYVANLAR	36.972	132.590.283
KURU MEYVELER	12.547.389	141.930.616
KÜSPELER	367.380	607.590
MEYVE ÇEKİRDEKLERİ	55.888	193.345
ORMAN MAHSÜLLERİ	2.149.293	9.311.697
TEKSTİL HAMMADDELERİ	17.807.158	154.862.018
YAĞLI TOHUMLAR	25.047.367	264.783.626
TOPLAM	<b>571.994.303</b>	<b>1.927.096.681</b>

# 1 OCAK – 30 HAZİRAN 20 /1 OCAK – 30 HAZİRAN 21 DEĞİŞİM

	Miktar(kg./lt/adet)	Tutar(TL)
BAKLİYAT VE MAMÜLLERİ	-1.857.954	1.142.943
BİTKİSEL YAĞLAR	-19.599	-208.920
KOTASYON DIŞI ÜRÜNLER	66.080.236	50.583.178
HAM DERİLER VE BAĞIRSAKLAR	17.547	1.074
HAYVANSAL YAĞLAR	3.629	143.907
HUBUBAT .	-18.122.406	9.347.518
HUBUBAT MAMÜLLERİ	1.235.416	2.649.388
KASAPLIK CANLI HAYVANLAR	3.121	23.351.007
KURU MEYVELER	-3.534.862	-34.360.762
KÜSPELER	-28.336	251.802
MEYVE ÇEKİRDEKLERİ	-16.912	23.048
ORMAN MAHSÜLLERİ	357.060	4.568.554
TEKSTİL HAMMADDELERİ	-3.671.971	43.012.353
YAĞLI TOHUMLAR	-5.506.265	1.633.384
TOPLAM	<b>34.938.703</b>	<b>102.138.474</b>

# 1 OCAK – 30 HAZİRAN 20 /1 OCAK – 30 HAZİRAN 21 % DEĞİŞİM

	Miktar(kg./lt/adet)	Tutar(TL)
BAKLİYAT VE MAMÜLLERİ	-32%	4%
BİTKİSEL YAĞLAR	-77%	-70%
KOTASYON DIŞI ÜRÜNLER	17%	5%
HAM DERİLER VE BAĞIRSAKLAR	17%	0%
HAYVANSAL YAĞLAR	103%	131%
HUBUBAT .	-26%	10%
HUBUBAT MAMÜLLERİ	322%	436%
KASAPLIK CANLI HAYVANLAR	9%	21%
KURU MEYVELER	-22%	-19%
KÜSPELER	-7%	71%
MEYVE ÇEKİRDEKLERİ	-23%	14%
ORMAN MAHSÜLLERİ	20%	96%
TEKSTİL HAMMADDELERİ	-17%	38%
YAĞLI TOHUMLAR	-18%	1%
TOPLAM	<b>7%</b>	<b>6%</b>

# ARPA

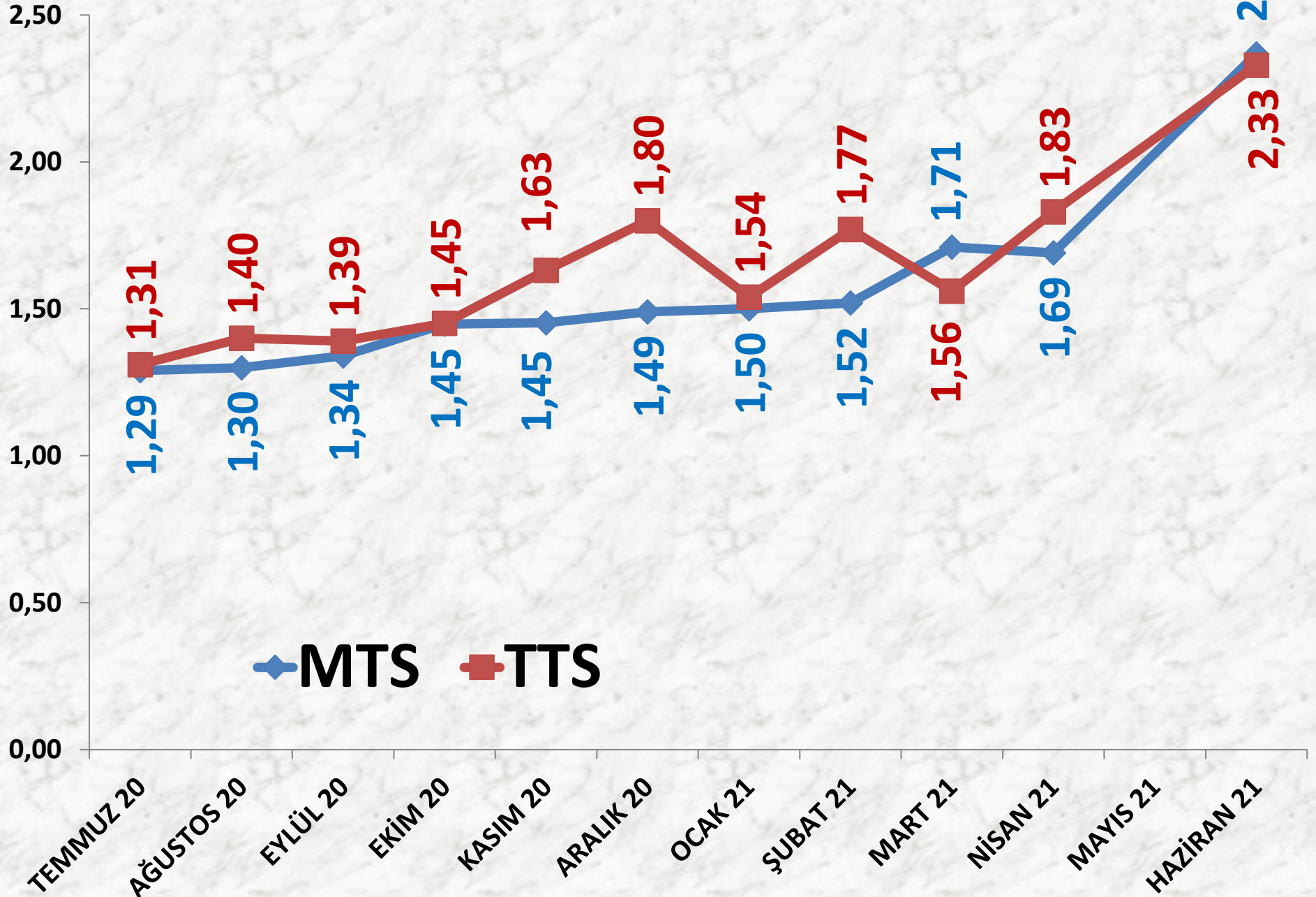
<b>İŞLEM HACMİ (TON)</b>	<b>2019 HAZİRAN</b>	<b>2020 HAZİRAN</b>		<b>2021 HAZİRAN</b>	
<b>MTS</b>	<b>720 TON</b>	<b>138%</b>	<b>1.710 TON</b>	<b>-75%</b>	<b>420 TON</b>
<b>TTS</b>	<b>1.001 TON</b>	<b>151%</b>	<b>2.508 TON</b>	<b>-82%</b>	<b>450 TON</b>

<b>EN AZ FİYAT</b>	<b>2019 HAZİRAN</b>	<b>2020 HAZİRAN</b>		<b>2021 HAZİRAN</b>	
<b>MTS</b>	<b>1,00 TL</b>	<b>20%</b>	<b>1,20 TL</b>	<b>25%</b>	<b>1,50 TL</b>
<b>TTS</b>	<b>1,20 TL</b>	<b>8%</b>	<b>1,30 TL</b>	<b>68%</b>	<b>2,18 TL</b>

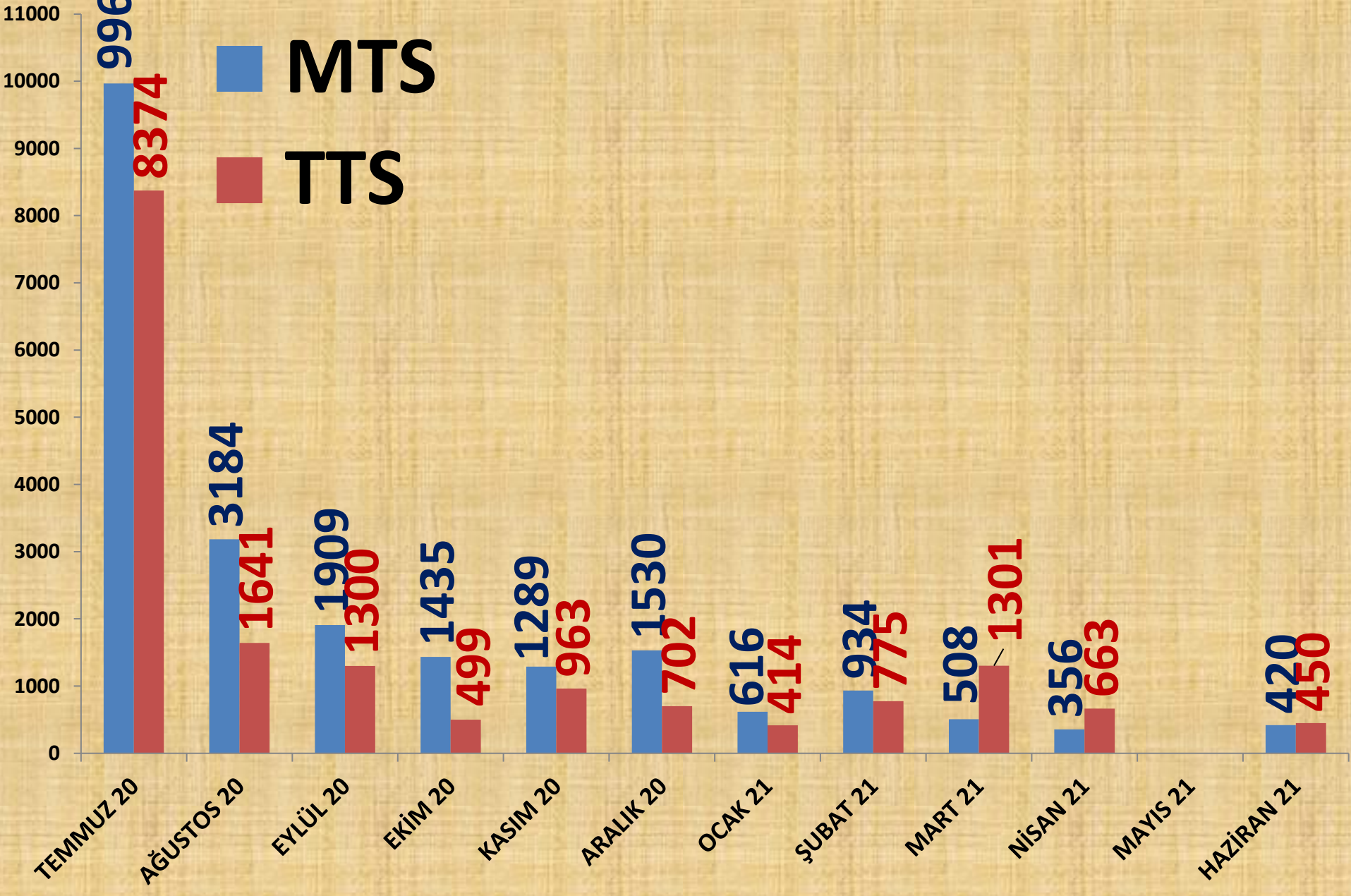
<b>EN ÇOK FİYAT</b>	<b>2019 HAZİRAN</b>	<b>2020 HAZİRAN</b>		<b>2021 HAZİRAN</b>	
<b>MTS</b>	<b>1,33 TL</b>	<b>-1%</b>	<b>1,32 TL</b>	<b>101%</b>	<b>2,65 TL</b>
<b>TTS</b>	<b>1,35 TL</b>	<b>2%</b>	<b>1,38 TL</b>	<b>117%</b>	<b>3,00 TL</b>

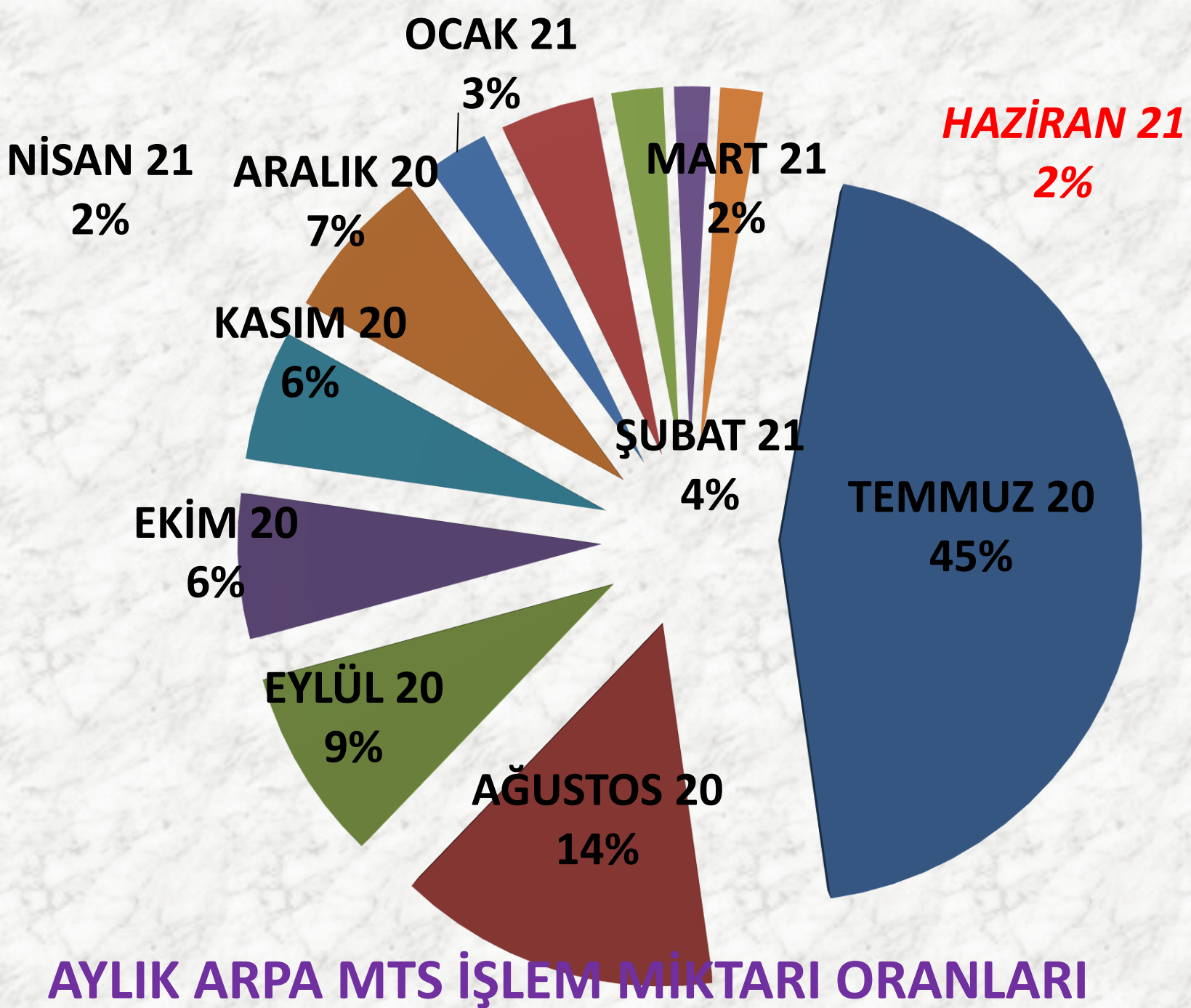
<b>ORT. FİYAT</b>	<b>2019 HAZİRAN</b>	<b>2020 HAZİRAN</b>		<b>2021 HAZİRAN</b>	
<b>MTS</b>	<b>1,18 TL</b>	<b>10%</b>	<b>1,30 TL</b>	<b>82%</b>	<b>2,37 TL</b>
<b>TTS</b>	<b>1,23 TL</b>	<b>8%</b>	<b>1,33 TL</b>	<b>75%</b>	<b>2,33 TL</b>

# AYLIK ARPA FİYAT TRENDİ (TL)



# AYLIK ARPA İŞLEM MİKTARI (TON)

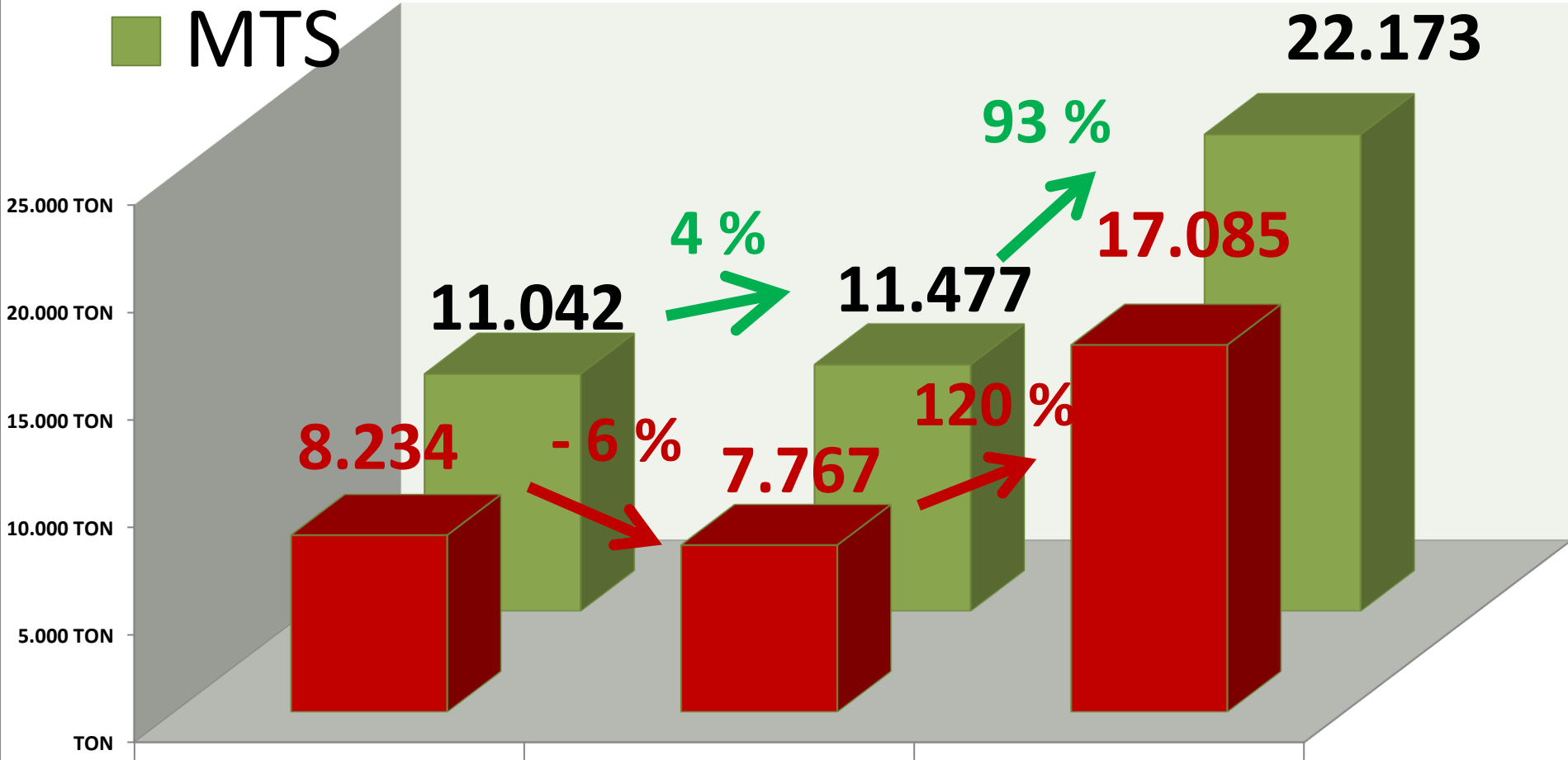




■ TTS

# YILLIK ARPA İŞLEM MİKTARI (TON)

■ MTS

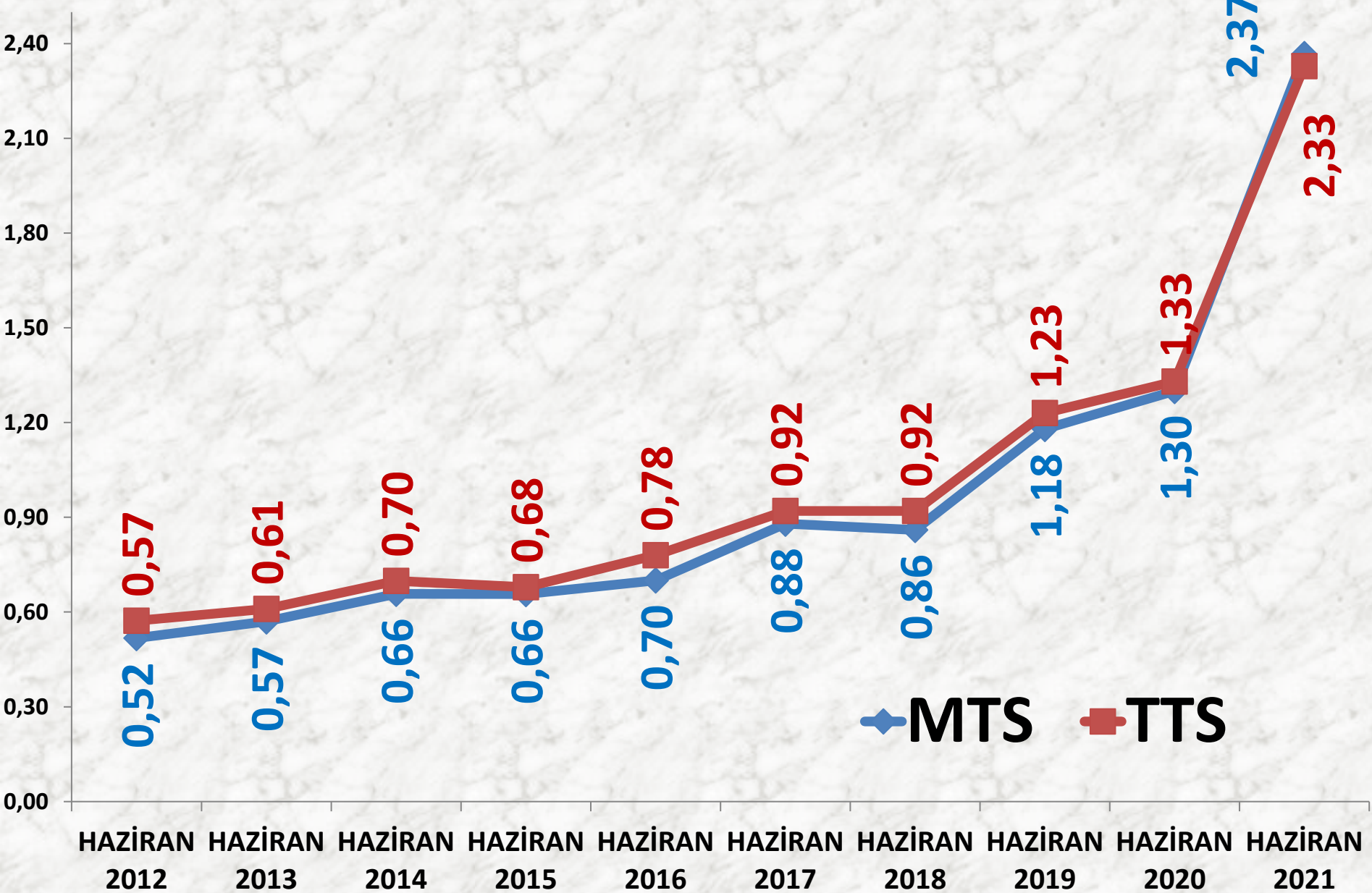


1 TEMMUZ 18 -  
30 HAZİRAN 19

1 TEMMUZ 19 -  
30 HAZİRAN 20

1 TEMMUZ 20 -  
30 HAZİRAN 21

# HAZİRAN AYLARI ARPA FİYAT TRENDİ (TL)



# BUĞDAY

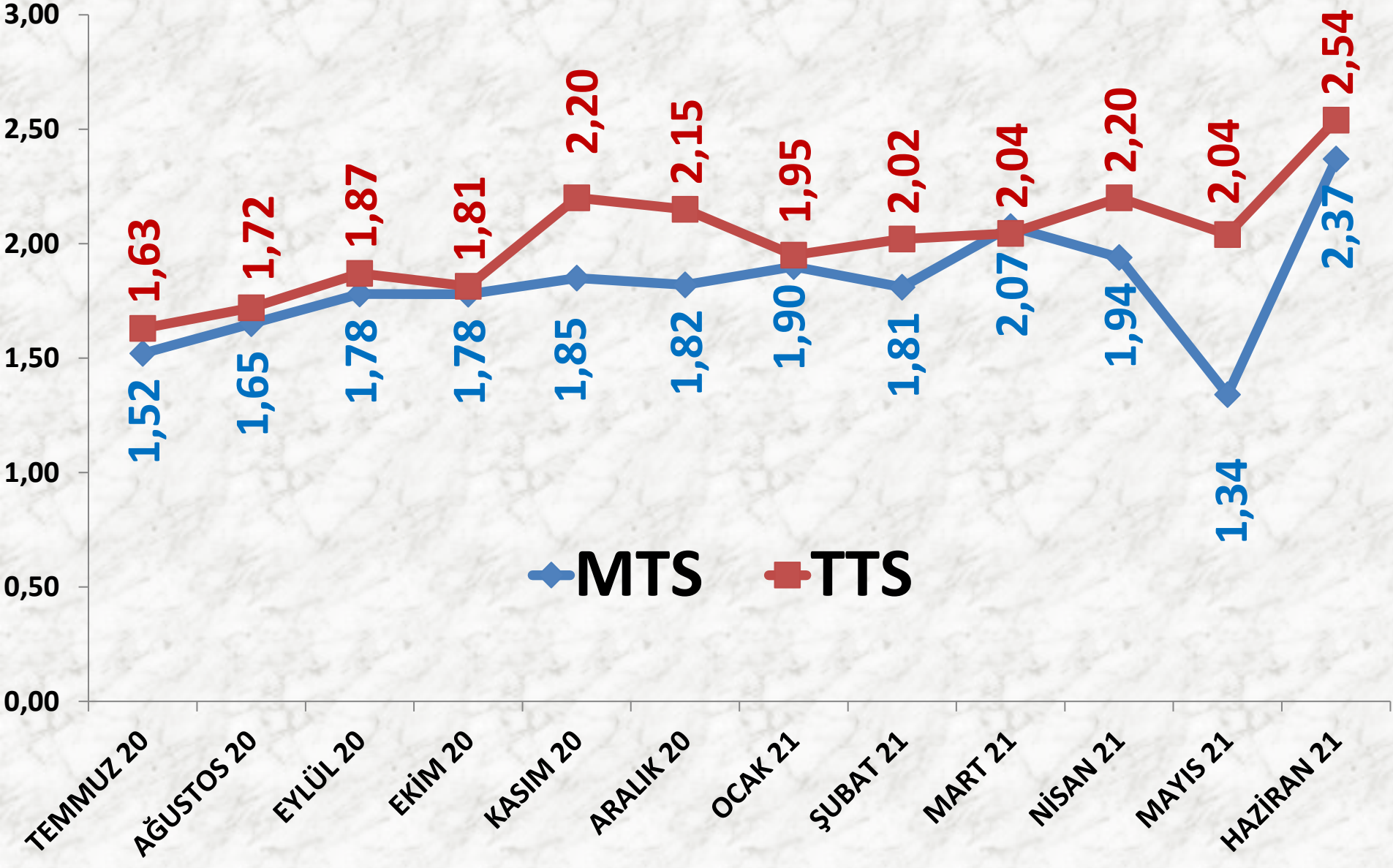
İŞLEM MİKTARI (TON)	2019 HAZİRAN	2020 HAZİRAN		2021 HAZİRAN	
MTS	5.381 TON	-63%	2.015 TON	24%	2.493 TON
TTS	9.277 TON	3%	9.594 TON	-63%	3.594 TON

EN AZ FİYAT	2019 HAZİRAN	2020 HAZİRAN		2021 HAZİRAN	
MTS	1,00 TL	30%	1,30 TL	54%	2,00 TL
TTS	0,92 TL	60%	1,47 TL	36%	2,00 TL

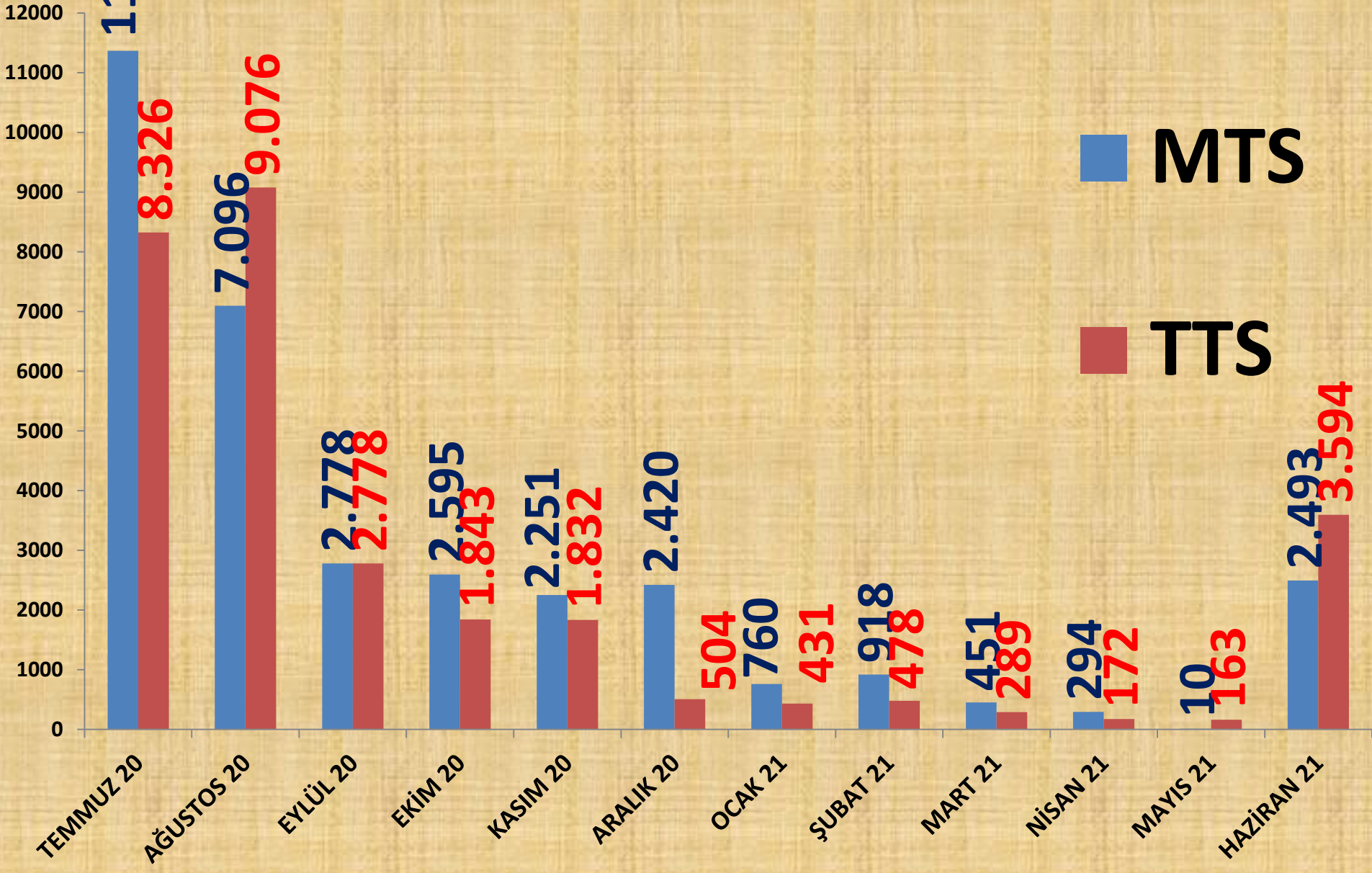
EN ÇOK FİYAT	2019 HAZİRAN	2020 HAZİRAN		2021 HAZİRAN	
MTS	1,28 TL	29%	1,65 TL	55%	2,55 TL
TTS	1,56 TL	60%	2,50 TL	16%	2,90 TL

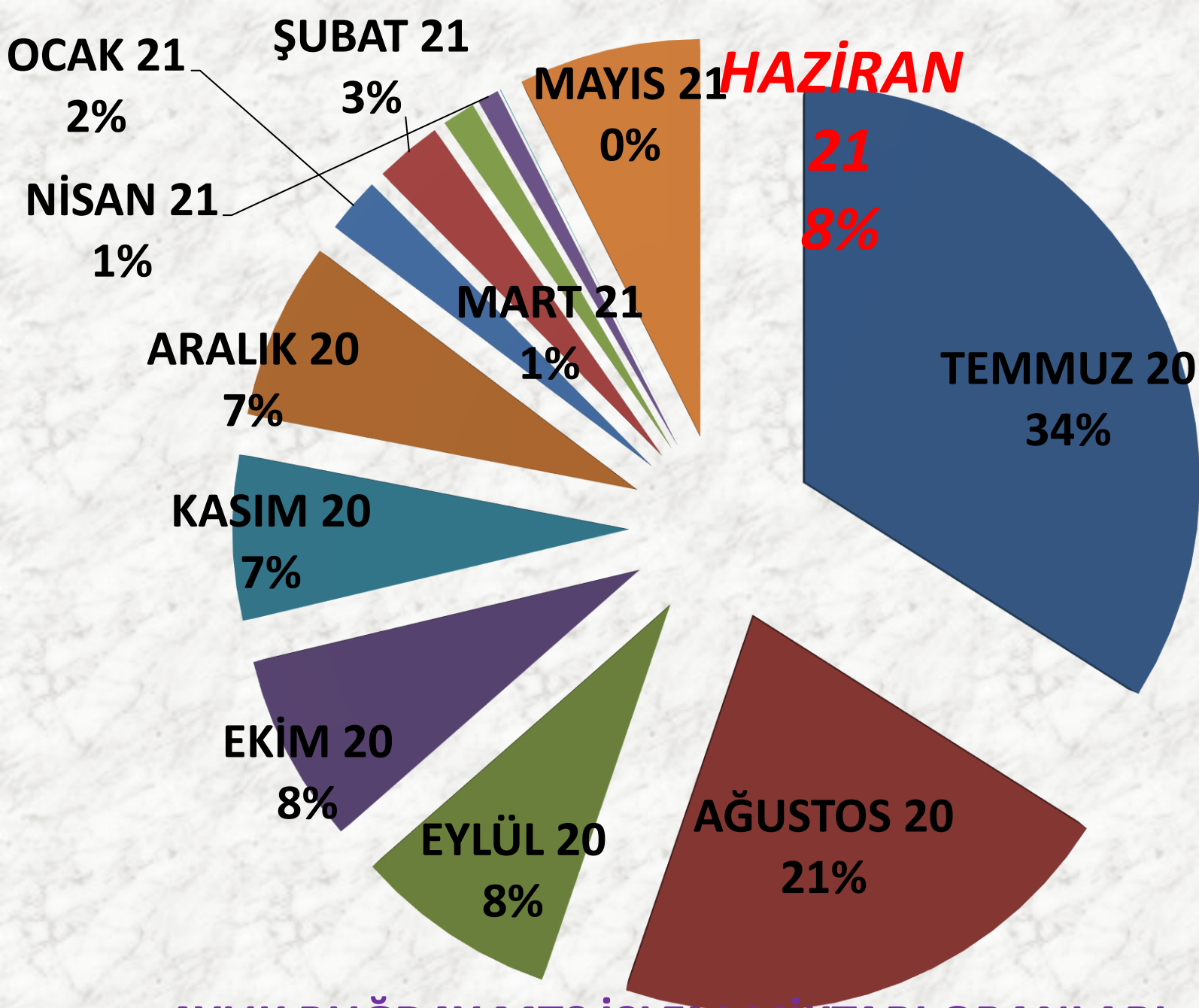
ORT. FİYAT	2019 HAZİRAN	2020 HAZİRAN		2021 HAZİRAN	
MTS	1,10 TL	38%	1,52 TL	56%	2,37 TL
TTS	1,29 TL	23%	1,58 TL	61%	2,54 TL

# AYLIK BUĞDAY FİYAT TRENDİ (TL)



# AYLIK BUĞDAY İŞLEM MİKTARI (TON)



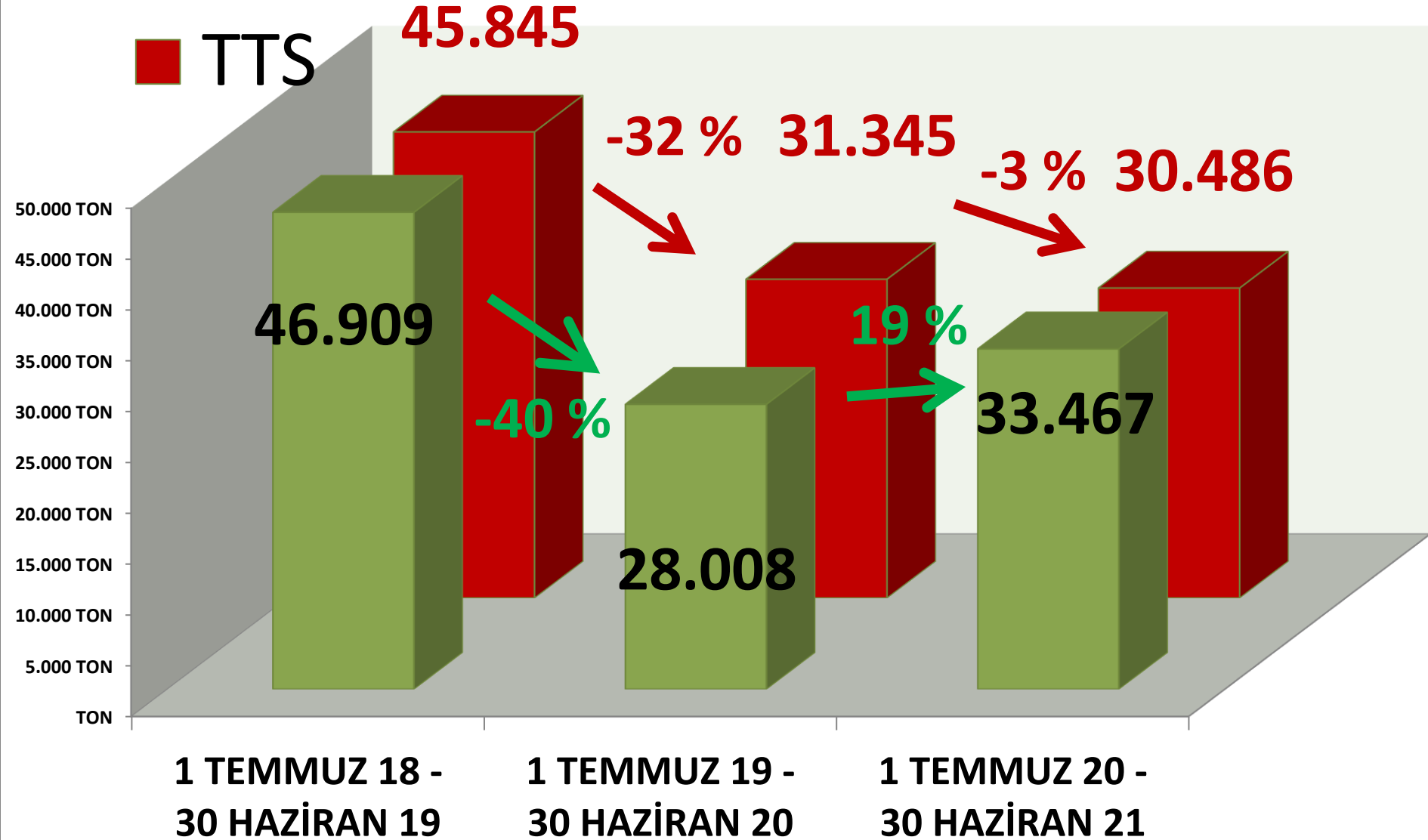


**AYLIK BUĞDAY MTS İŞLEM MİKTARI ORANLARI**

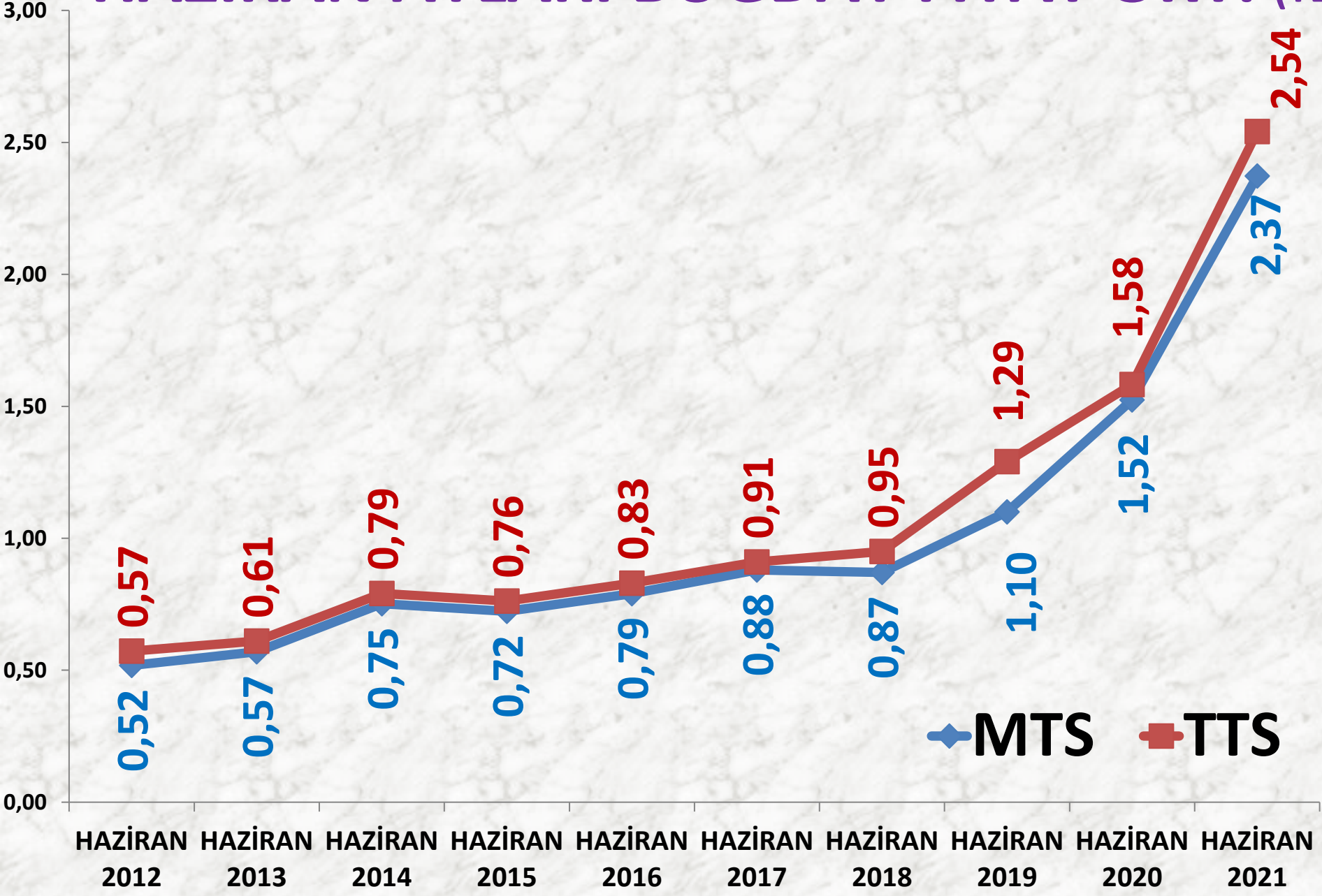
# YILLIK BUĞDAY İŞLEM MİKTARI (TON)

■ MTS

■ TTS



# HAZİRAN AYLARI BUĞDAY FİYAT ORT. (TL)



# MISIR DANE

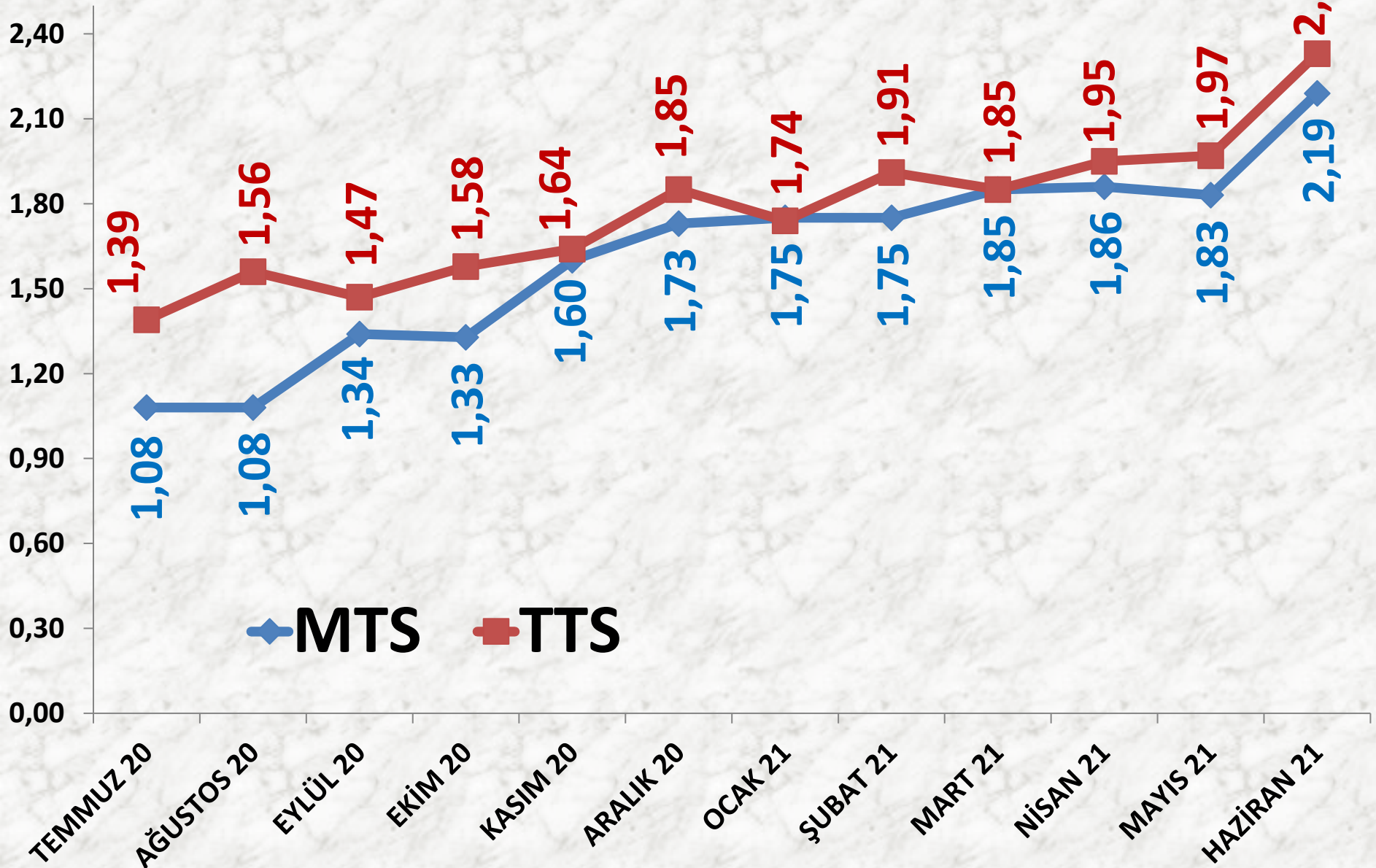
<b>İŞLEM MİKTARI (TON)</b>	<b>2019 HAZİRAN</b>	<b>2020 HAZİRAN</b>		<b>2021 HAZİRAN</b>	
<i>MTS</i>	-	-	1 TON	8697%	88 TON
<i>TTS</i>	-	-	347 TON	584%	2.376 TON

<b>EN AZ FİYAT</b>	<b>2019 HAZİRAN</b>	<b>2020 HAZİRAN</b>		<b>2021 HAZİRAN</b>	
MTS	-	-	1,35 TL	36%	1,84 TL
TTS	-	-	1,20 TL	63%	1,95 TL

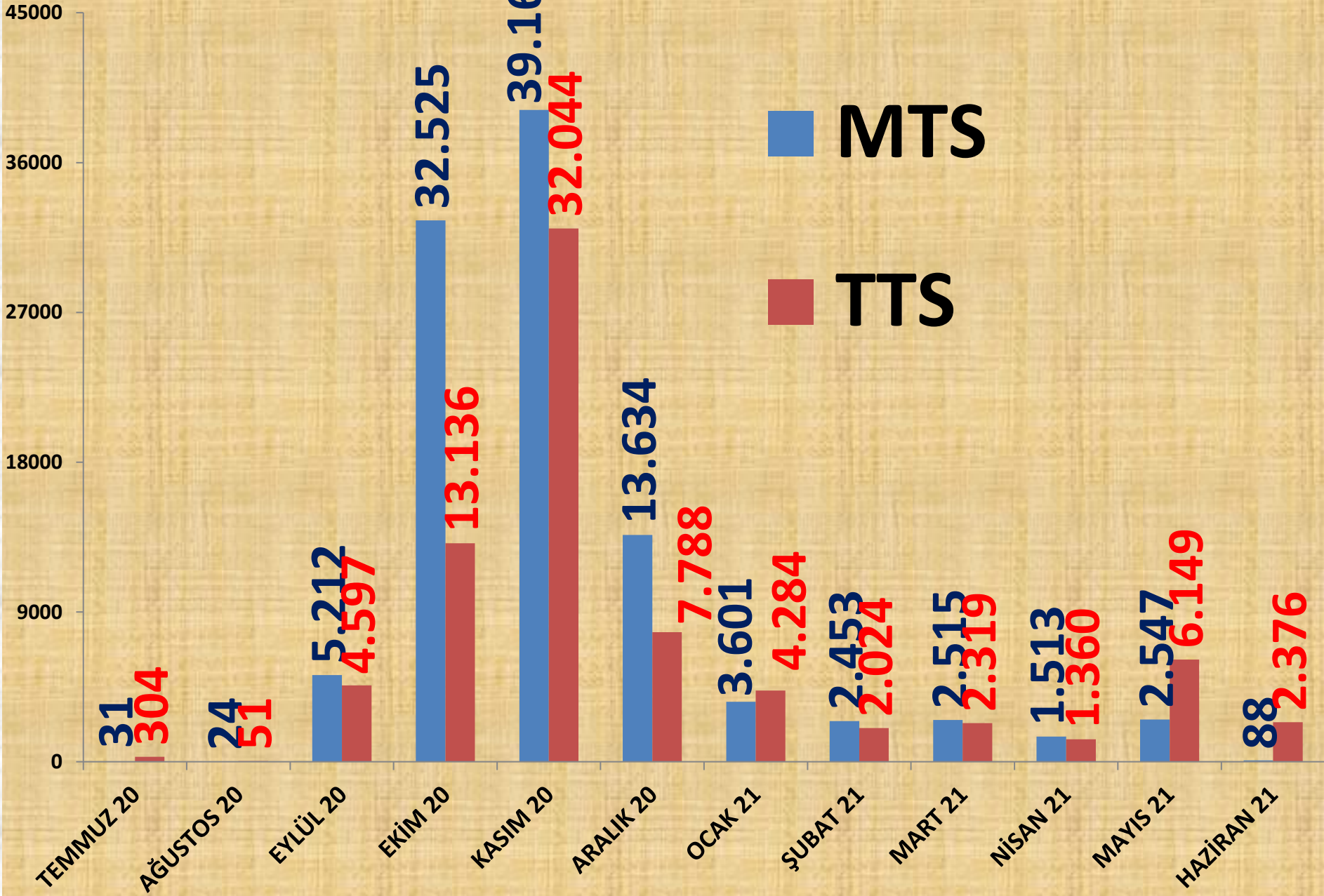
<b>EN ÇOK FİYAT</b>	<b>2019 HAZİRAN</b>	<b>2020 HAZİRAN</b>		<b>2021 HAZİRAN</b>	
MTS	-	-	1,35 TL	78%	2,40 TL
TTS	-	-	1,57 TL	66%	2,60 TL

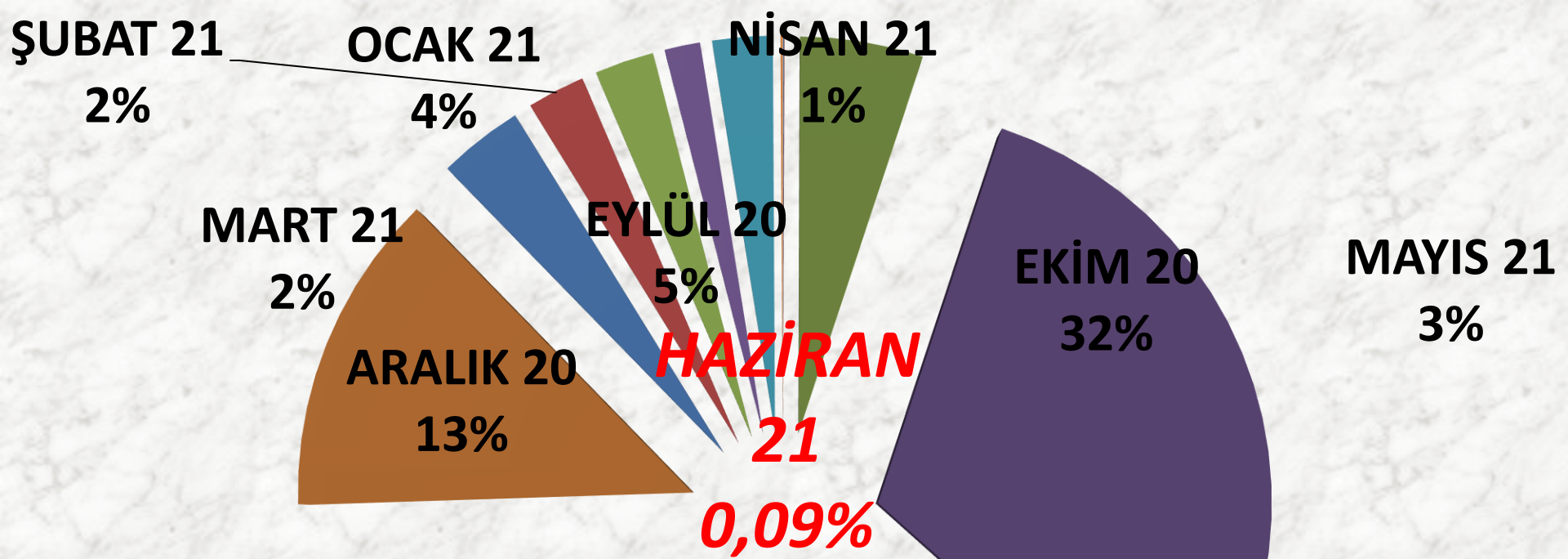
<b>ORT. FİYAT</b>	<b>2019 HAZİRAN</b>	<b>2020 HAZİRAN</b>		<b>2021 HAZİRAN</b>	
MTS	-	-	1,35 TL	62%	2,19 TL
TTS	-	-	1,33 TL	75%	2,33 TL

# AYLIK MISIR DANE FİYAT TRENDİ (TL)



# AYLIK MISIR DANE İŞLEM MİKTARI (TON)

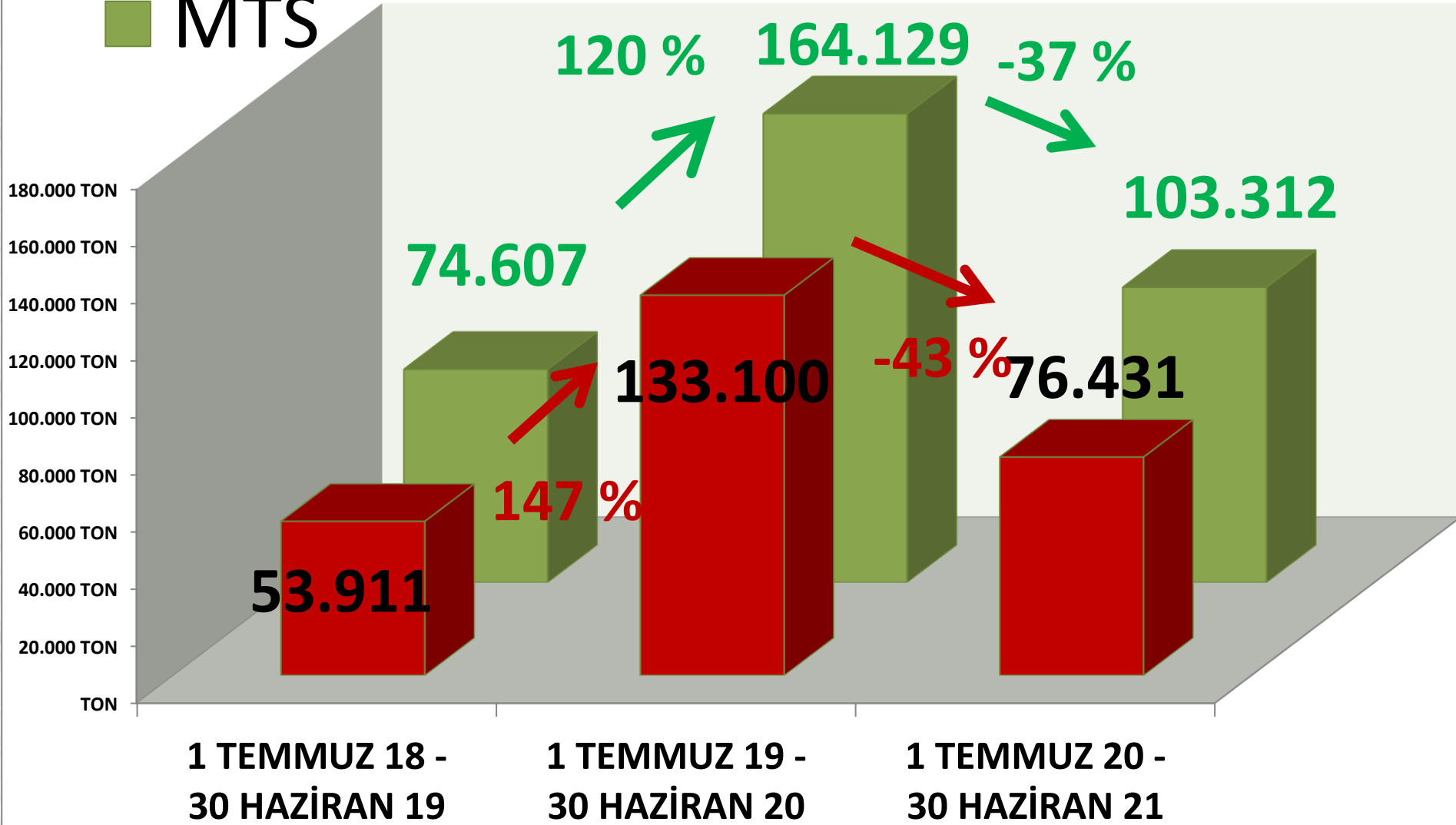




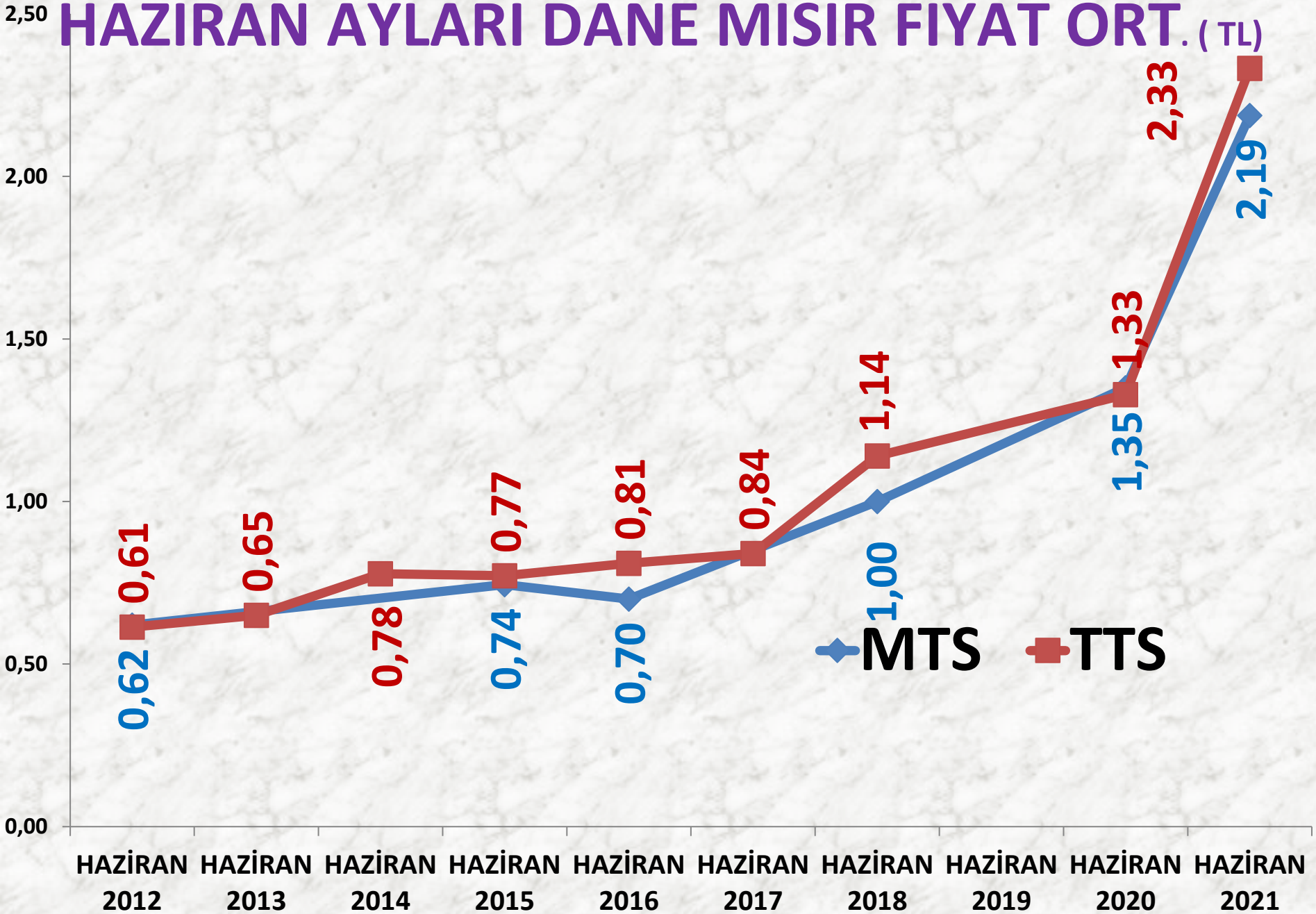
## MISIR DANE MTS İŞLEM MİKTARI ORANLARI

# TTS YILLIK MISIR DANE İŞLEM MİKTARI (TON)

■ TTS  
■ MTS



# HAZİRAN AYLARI DANE MISIR FİYAT ORT. (TL)



# NOHUT

<b>İŞLEM HACMİ (TON)</b>	<b>2019 HAZİRAN</b>	<b>2020 HAZİRAN</b>		<b>2021 HAZİRAN</b>	
<i>MTS</i>	<b>297 TON</b>	<b>5%</b>	<b>311 TON</b>	<b>81%</b>	<b>561 TON</b>
<i>TTS</i>	<b>655 TON</b>	<b>-68%</b>	<b>208 TON</b>	<b>103%</b>	<b>423 TON</b>

<b>EN AZ FİYAT</b>	<b>2019 HAZİRAN</b>	<b>2020 HAZİRAN</b>		<b>2021 HAZİRAN</b>	
<i>MTS</i>	<b>2,70 TL</b>	<b>67%</b>	<b>4,50 TL</b>	<b>-5%</b>	<b>4,27 TL</b>
<i>TTS</i>	<b>1,20 TL</b>	<b>75%</b>	<b>2,10 TL</b>	<b>-57%</b>	<b>0,90 TL</b>

<b>EN ÇOK FİYAT</b>	<b>2019 HAZİRAN</b>	<b>2020 HAZİRAN</b>		<b>2021 HAZİRAN</b>	
<i>MTS</i>	<b>7,85 TL</b>	<b>29%</b>	<b>10,13 TL</b>	<b>19%</b>	<b>12,08 TL</b>
<i>TTS</i>	<b>5,20 TL</b>	<b>71%</b>	<b>8,90 TL</b>	<b>-16%</b>	<b>7,50 TL</b>

<b>ORT. FİYAT</b>	<b>2019 HAZİRAN</b>	<b>2020 HAZİRAN</b>		<b>2021 HAZİRAN</b>	
<i>MTS</i>	<b>4,69 TL</b>	<b>58%</b>	<b>7,39 TL</b>	<b>-1%</b>	<b>7,34 TL</b>
<i>TTS</i>	<b>3,55 TL</b>	<b>-4%</b>	<b>3,42 TL</b>	<b>61%</b>	<b>5,51 TL</b>

# NOHUT DOĞAL

İŞLEM HACMI (TON)	2019 HAZİRAN	2020 HAZİRAN		2021 HAZİRAN	
MTS	249 TON	-61%	96 TON	-6%	90 TON
TTS	593 TON	-89%	66 TON	-23%	51 TON

EN AZ FİYAT	2019 HAZİRAN	2020 HAZİRAN		2021 HAZİRAN	
MTS	2,70 TL	67%	4,50 TL	-5%	4,27 TL
TTS	2,55 TL	18%	3,00 TL	20%	3,60 TL

EN ÇOK FİYAT	2019 HAZİRAN	2020 HAZİRAN		2021 HAZİRAN	
MTS	4,35 TL	21%	5,25 TL	-19%	4,27 TL
TTS	5,00 TL	0%	5,00 TL	8%	5,40 TL

ORT. FİYAT	2019 HAZİRAN	2020 HAZİRAN		2021 HAZİRAN	
MTS	4,08 TL	29%	5,26 TL	-19%	4,27 TL
TTS	3,66 TL	6%	3,90 TL	41%	5,51 TL

# NOHUT - ELENMİŞ

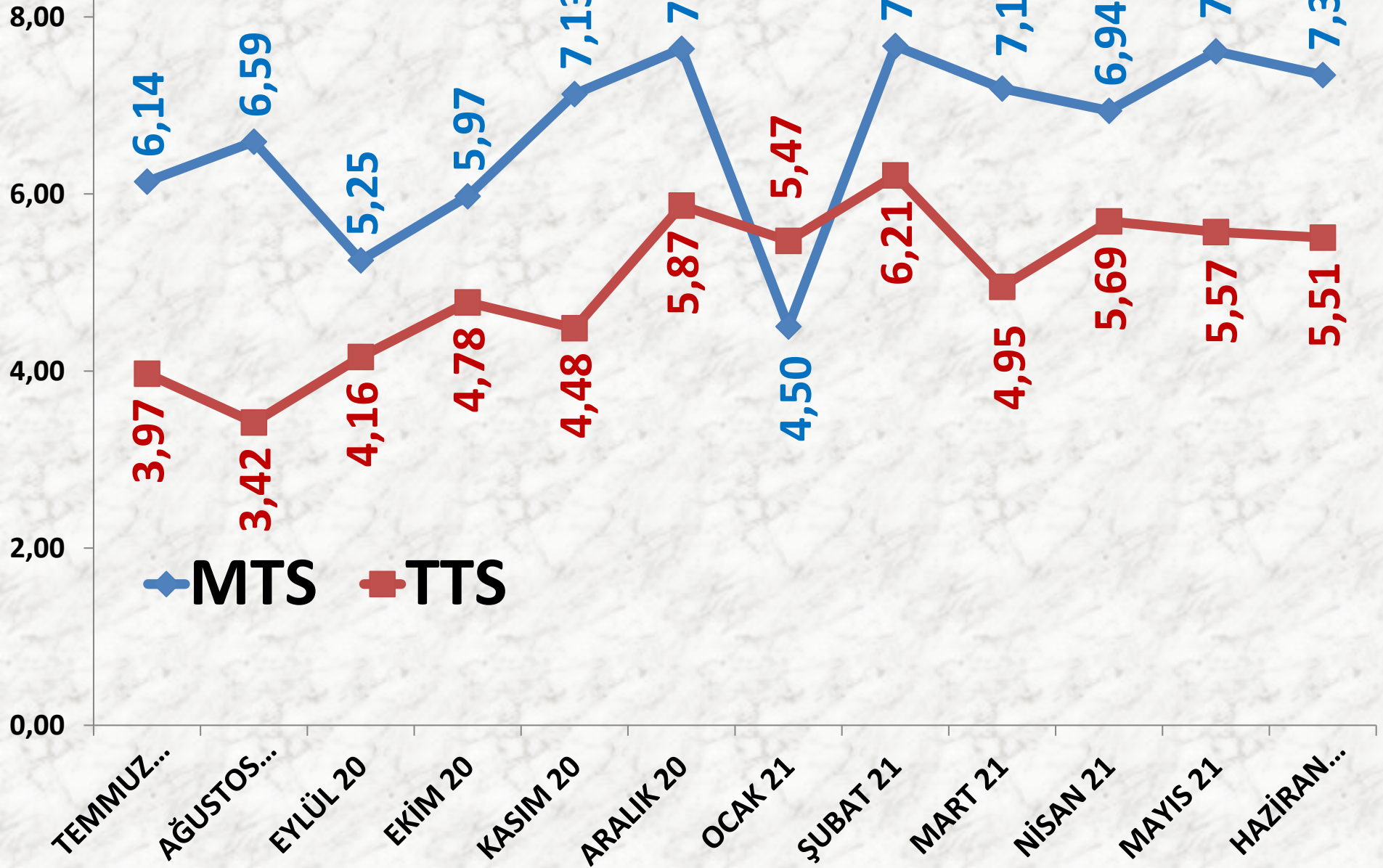
İŞLEM HACMİ (TON)	2019 HAZİRAN	2020 HAZİRAN		2021 HAZİRAN	
MTS	48 TON	351%	215 TON	119%	471 TON
TTS	11 TON	206%	33 TON	687%	259 TON

EN AZ FİYAT	2019 HAZİRAN	2020 HAZİRAN		2021 HAZİRAN	
MTS	7,85 TL	-22%	6,12 TL	-2%	6,00 TL
TTS	5,20 TL	46%	7,60 TL	-28%	5,50 TL

EN ÇOK FİYAT	2019 HAZİRAN	2020 HAZİRAN		2021 HAZİRAN	
MTS	7,85 TL	29%	10,13 TL	19%	12,08 TL
TTS	5,20 TL	71%	8,90 TL	-16%	7,50 TL

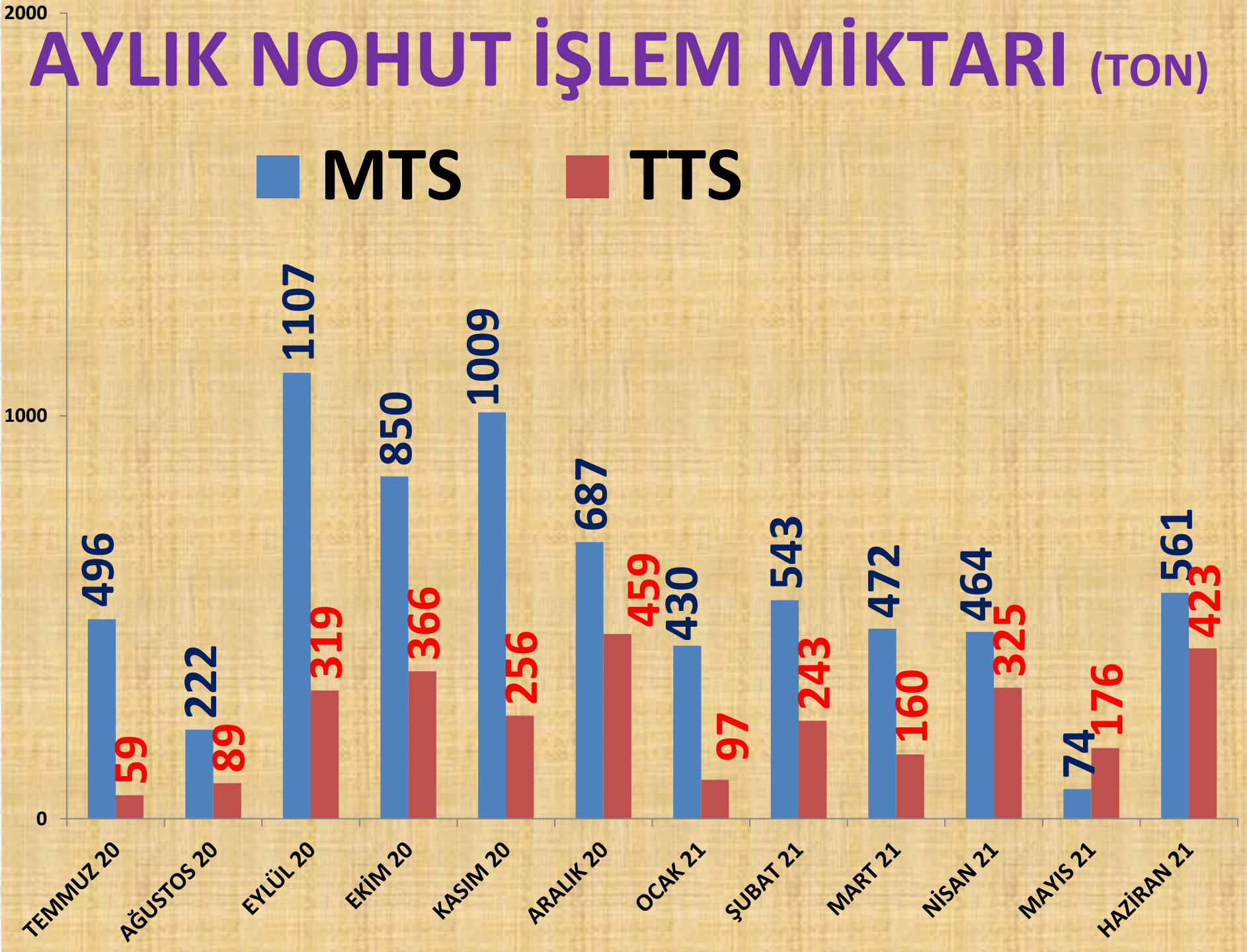
ORT. FİYAT	2019 HAZİRAN	2020 HAZİRAN		2021 HAZİRAN	
MTS	7,85 TL	6%	8,34 TL	-5%	7,92 TL
TTS	5,20 TL	51%	7,83 TL	-15%	6,64 TL

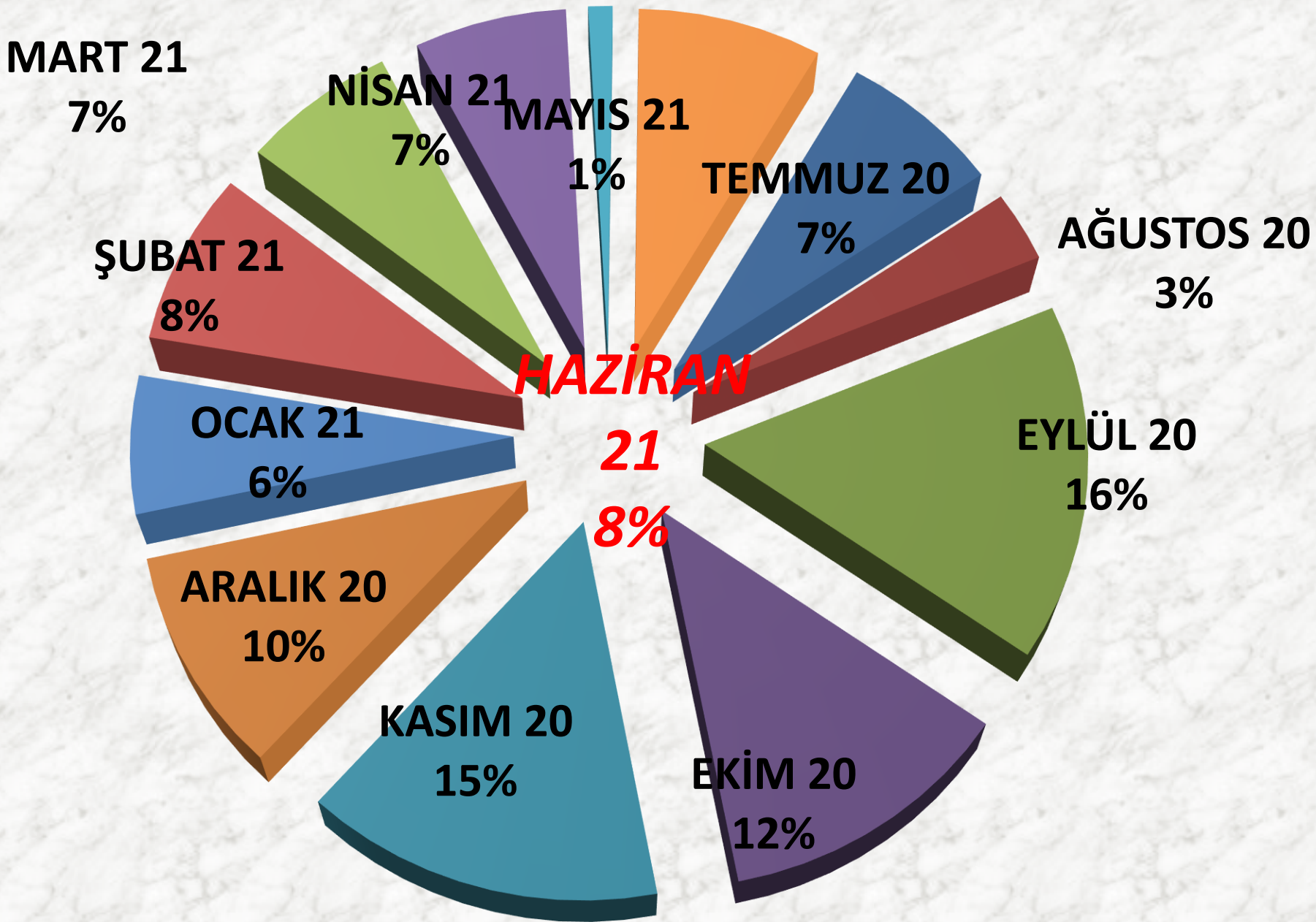
# AYLIK NOHUT FİYAT TRENDİ (TL)



# AYLIK NOHUT İŞLEM MİKTARI (TON)

■ MTS ■ TTS



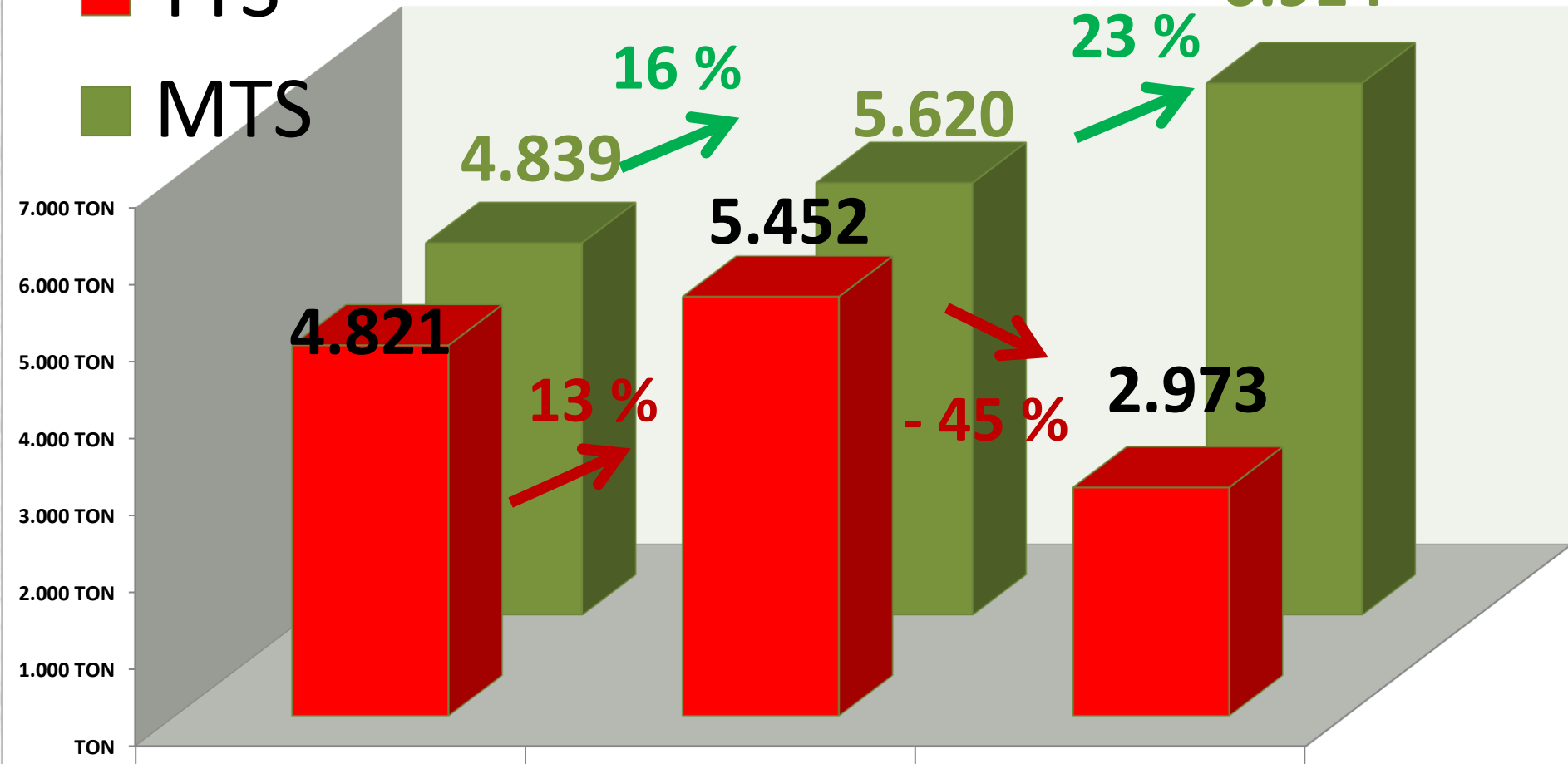


**AYLIK NOHUT MTS İŞLEM MİKTARI ORANLARI**

# YILLIK TOPLAM NOHUT İŞLEM MİKTARI (TON)

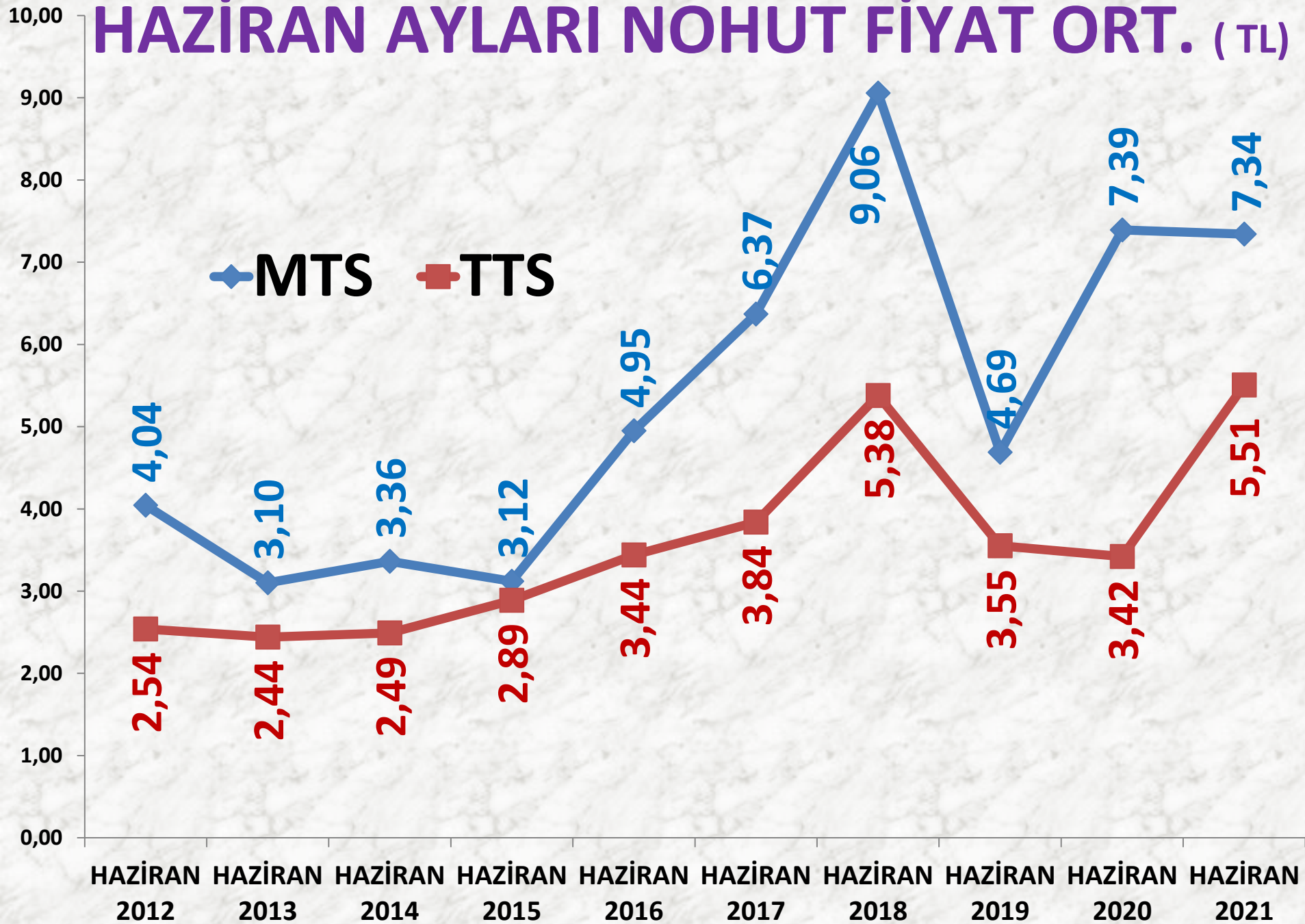
■ TTS

■ MTS



1 TEMMUZ 18 - 30 HAZİRAN 19    1 TEMMUZ 19 - 30 HAZİRAN 20    1 TEMMUZ 20 - 30 HAZİRAN 21

# HAZİRAN AYLARI NOHUT FİYAT ORT. (TL)



# BEYAZ LEBLEBİ

## LEBLEBİ BEYAZ 8,50 mm

İŞLEM MİKTARI(TON)	2019 HAZİRAN		2020 HAZİRAN		2021 HAZİRAN	
	TTS	21 TON	-60%	9 TON	-73%	2 TON

## LEBLEBİ BEYAZ 9 mm

İŞLEM MİKTARI (TON)	2019 HAZİRAN		2020 HAZİRAN		2021 HAZİRAN	
	TTS	32 TON	113%	68 TON	59%	108 TON

# BEYAZ LEBLEBİ

## LEBLEBİ BEYAZ 9+ 9,50 mm

İŞLEM MİKTARI (TON)	2019 HAZİRAN	2020 HAZİRAN		2021 HAZİRAN	
TTS	16 TON	563%	106 TON	-76%	26 TON

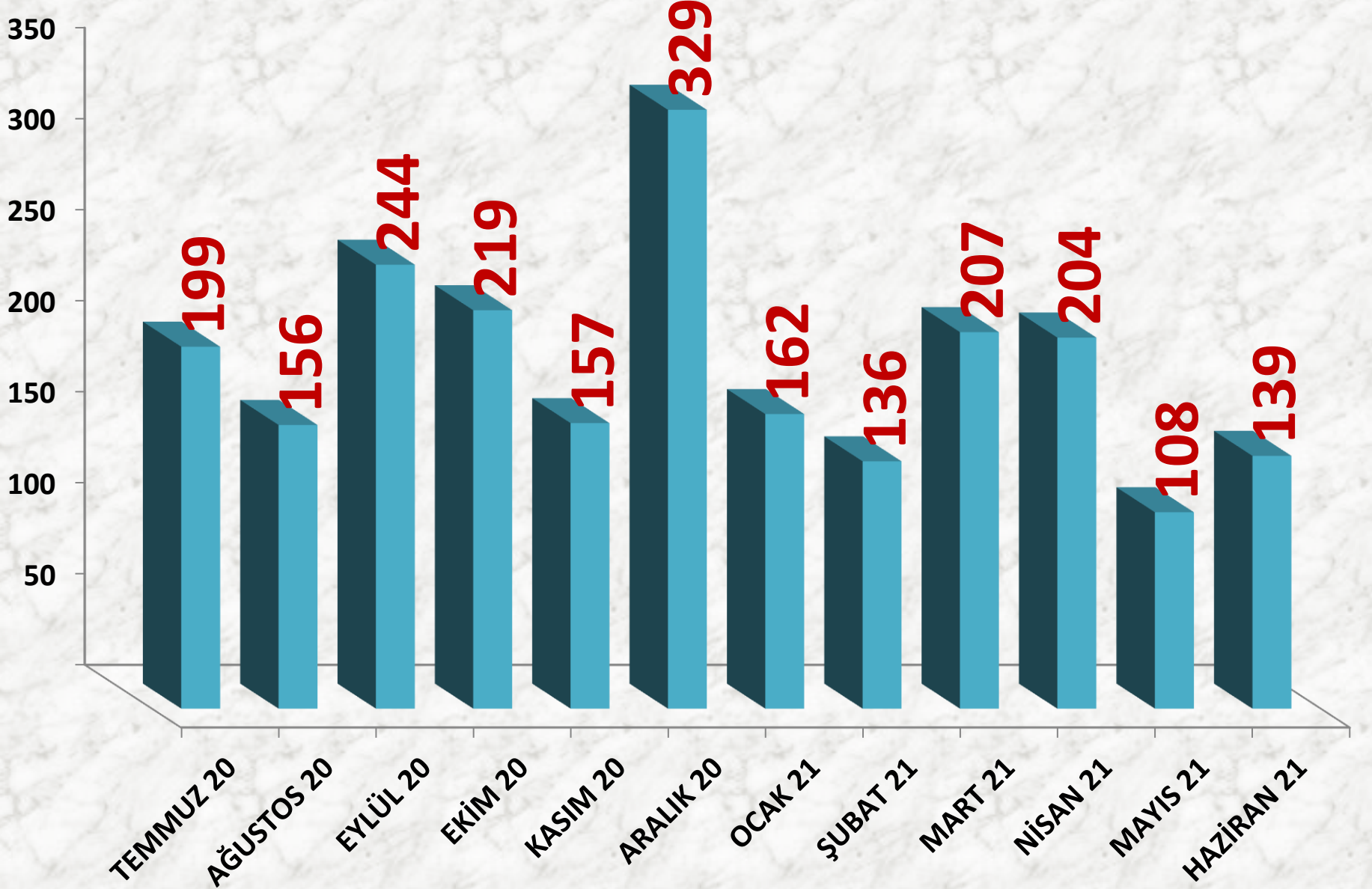
## LEBLEBİ BEYAZ Elenti

İŞLEM MİKTARI (TON)	2019 HAZİRAN	2020 HAZİRAN		2021 HAZİRAN	
TTS	-		-	-	2 TON

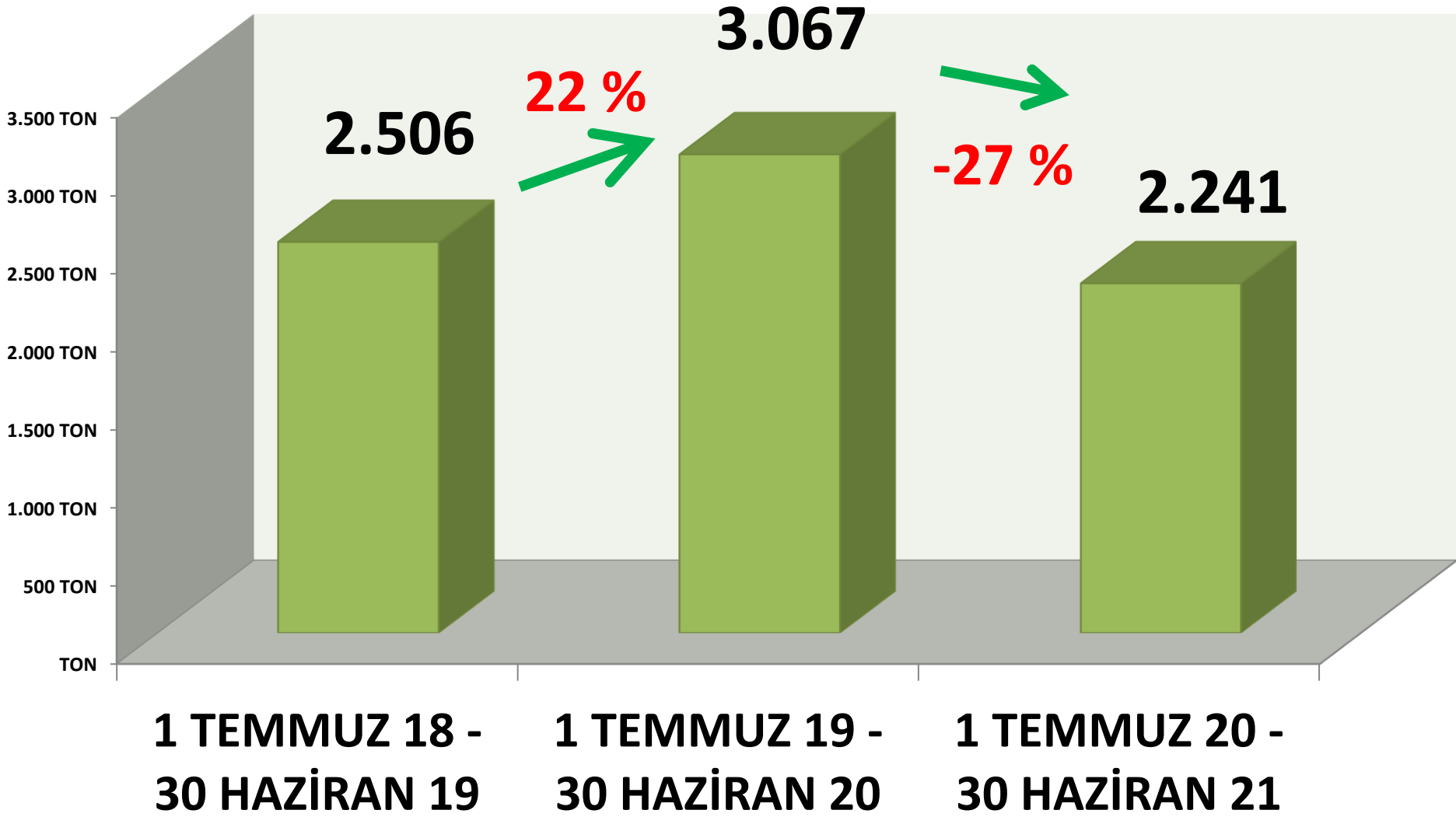
## LEBLEBİ BEYAZ TOPLAM

<u>İŞLEM MİKTARI</u> <u>(TON)</u>	<u>2019 HAZİRAN</u>	<u>2020 HAZİRAN</u>		<u>2021 HAZİRAN</u>	
<u>TTS</u>	<u>69 TON</u>	164%	<u>183 TON</u>	-24%	<u>139 TON</u>

# Leblebi Beyaz İşlem Miktarı (Ton)



# YILLIK TOPLAM BEYAZ LEBLEBİ İŞLEM MİKTARI (TON)



## LEBLEBİ BEYAZ 8,50 mm FİYATLARI

	2019 HAZİRAN	2020 HAZİRAN		2021 HAZİRAN	
EN AZ	7,50 TL	6%	7,92 TL	5%	8,33 TL
EN ÇOK	7,92 TL	0%	7,92 TL	5%	8,33 TL
ORTALAMA	7,56 TL	5%	7,92 TL	5%	8,33 TL

## LEBLEBİ BEYAZ 9 mm FİYATLARI

	2019 HAZİRAN	2020 HAZİRAN		2021 HAZİRAN	
EN AZ	12,50 TL	-4%	12,00 TL	-8%	11,00 TL
EN ÇOK	16,00 TL	6%	17,00 TL	18%	20,00 TL
ORTALAMA	13,02 TL	9%	14,21 TL	11%	15,70 TL

## LEBLEBİ BEYAZ 9+ 9,50 mm FİYATLARI

	2019 HAZİRAN	2020 HAZİRAN		2021 HAZİRAN	
EN AZ	9,25 TL	-14%	8,00 TL	15%	9,16 TL
EN ÇOK	12,00 TL	0%	12,00 TL	-8%	11,00 TL
ORTALAMA	10,98 TL	-4%	10,51 TL	-22%	10,45 TL

## LEBLEBİ BEYAZ ELENTİ FİYATLARI

	2019 HAZİRAN	2020 HAZİRAN		2021 HAZİRAN	
ORTALAMA	-	-	-	-	2,62 TL

# SARI LEBLEBİ

## LEBLEBİ SARI 9 mm

İŞLEM MİKTARI (TON)	2019 HAZİRAN	2020 HAZİRAN		2021 HAZİRAN	
TTS	288 TON	-21%	228 TON	-87%	31 TON

## LEBLEBİ SARI 9,50 mm

İŞLEM MİKTARI (TON)	2019 HAZİRAN	2020 HAZİRAN		2021 HAZİRAN	
TTS	462 TON	22%	562 TON	-83%	97 TON

## LEBLEBİ SARI 9,75 mm

İŞLEM MİKTARI (TON)	2019 HAZİRAN	2020 HAZİRAN		2021 HAZİRAN	
TTS	55 TON	308%	223 TON	66%	369 TON

## LEBLEBİ SARI 10 mm

İŞLEM MİKTARI (TON)	2019 HAZİRAN	2020 HAZİRAN		2021 HAZİRAN	
TTS	70 TON	169%	188 TON	126%	425 TON

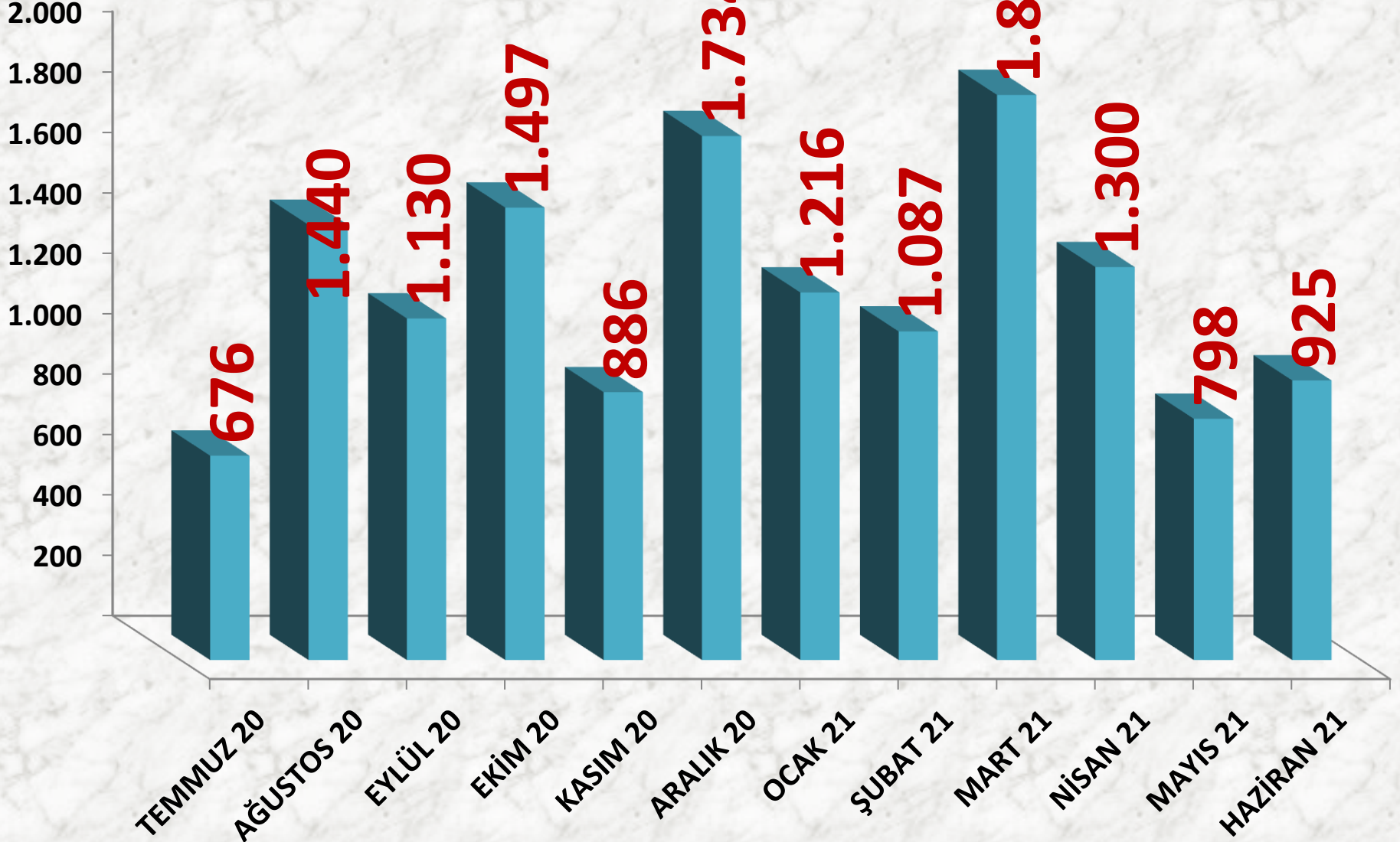
## LEBLEBİ SARI Kalburaltı

İŞLEM MİKTARI (TON)	2019 HAZİRAN	2020 HAZİRAN		2021 HAZİRAN	
TTS	5 TON	529%	32 TON	-91%	3 TON

## LEBLEBİ SARI TOPLAM

İŞLEM MİKTARI (TON)	<u>2019 HAZİRAN</u>	<u>2020 HAZİRAN</u>		<u>2021 HAZİRAN</u>	
<u>TTS</u>	<u>880 TON</u>	40%	<u>1.233 TON</u>	-25%	<u>925 TON</u>

# Leblebi Sarı İşlem Miktarı (Ton)



# YILLIK TOPLAM SARI LEBLEBİ İŞLEM MİKTARI (TON)

17.127

15.374

14.705

11 %

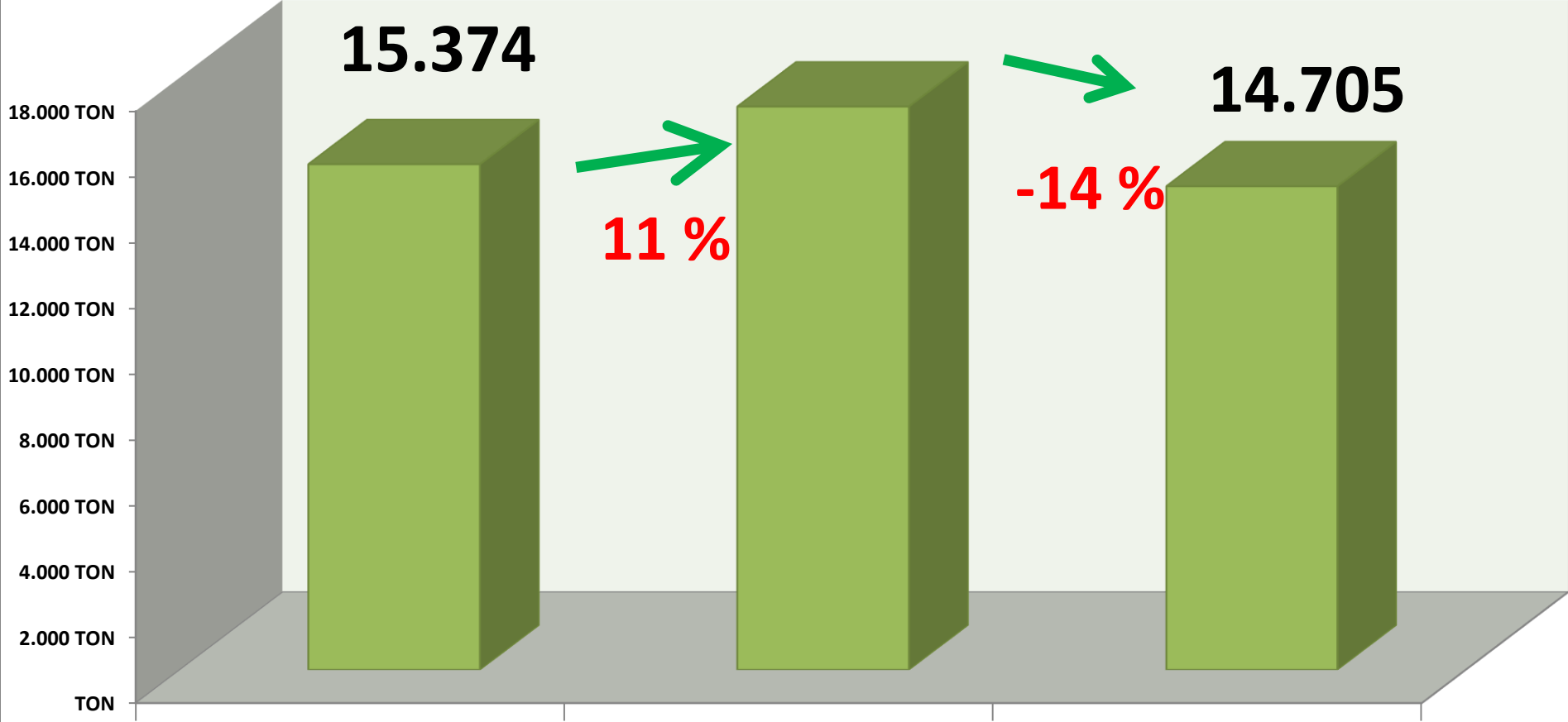
-14 %

18.000 TON  
16.000 TON  
14.000 TON  
12.000 TON  
10.000 TON  
8.000 TON  
6.000 TON  
4.000 TON  
2.000 TON  
TON

1 TEMMUZ 18 -  
30 HAZİRAN 19

1 TEMMUZ 19 -  
30 HAZİRAN 20

1 TEMMUZ 20 -  
30 HAZİRAN 21



## LEBLEBİ SARI 9 mm FİYATLARI

	2019 HAZİRAN	2020 HAZİRAN		2021 HAZİRAN	
EN AZ	5,50 TL	-5%	5,20 TL	-4%	5,00 TL
EN ÇOK	8,00 TL	0%	8,00 TL	-13%	7,00 TL
ORTALAMA	7,29 TL	-1%	7,18 TL	-9%	6,51 TL

## LEBLEBİ SARI 9,50 mm FİYATLARI

	2019 HAZİRAN	2020 HAZİRAN		2021 HAZİRAN	
EN AZ	8,10 TL	-1%	8,02 TL	-10%	7,20 TL
EN ÇOK	10,00 TL	0%	10,00 TL	-10%	9,00 TL
ORTALAMA	9,07 TL	-4%	8,72 TL	-5%	8,25 TL

## LEBLEBİ SARI 9,75 mm FİYATLARI

	2019 HAZİRAN	2020 HAZİRAN		2021 HAZİRAN	
EN AZ	10,25 TL	-1%	10,10 TL	-11%	9,00 TL
EN ÇOK	11,00 TL	0%	11,00 TL	0%	11,00 TL
ORTALAMA	10,69 TL	-3%	10,32 TL	-2%	10,11 TL

## LEBLEBİ SARI 10 mm FİYATLARI

	2019 HAZİRAN	2020 HAZİRAN		2021 HAZİRAN	
EN AZ	11,20 TL	19%	13,31 TL	-15%	11,30 TL
EN ÇOK	14,50 TL	3%	14,94 TL	10%	16,50 TL
ORTALAMA	12,34 TL	1%	12,44 TL	3%	12,76 TL

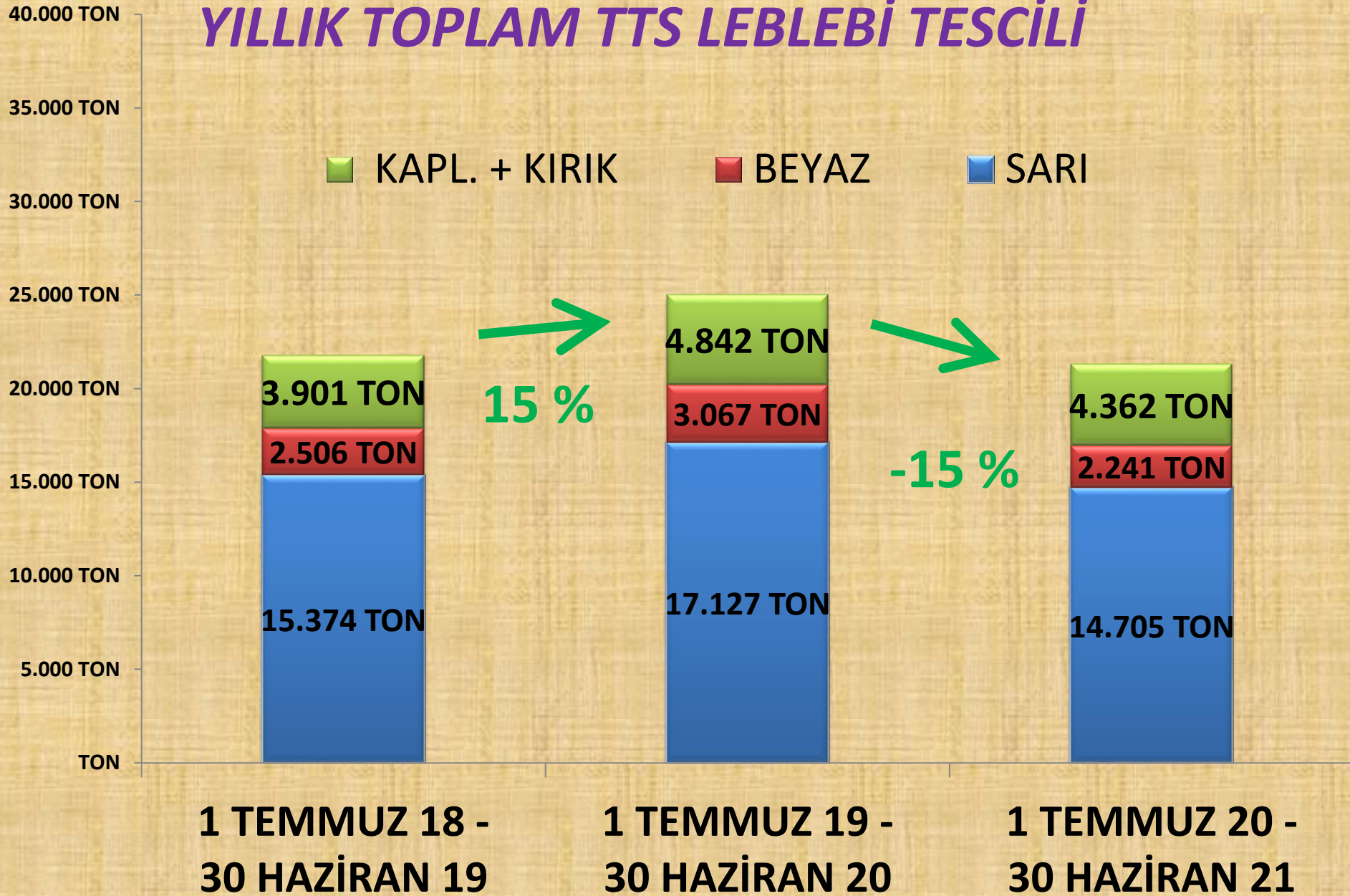
## LEBLEBİ SARI Kalburaltı FİYATLARI

	2019 HAZİRAN	2020 HAZİRAN		2021 HAZİRAN	
ORTALAMA	2,85 TL	59%	4,54 TL	-1%	4,50 TL

# YILLIK YURTIÇI TOPLAM LEBLEBİ İŞLEM MİKTARI

MİKTAR	1 TEMMUZ 2018 30 HAZİRAN 2019	1 TEMMUZ 2019 30 HAZİRAN 2020	1 TEMMUZ 2020 30 HAZİRAN 2021		
SARI	15.374 TON	11%	17.127 TON	-14%	14.705 TON
BEYAZ	2.506 TON	22%	3.067 TON	-27%	2.241 TON
KAPL.+KIRIK	3.901 TON	24%	4.842 TON	-10%	4.362 TON
<b><u>LEBLEBİ TOPLAM</u></b>	21.781 TON	15%	25.035 TON	-15%	21.309 TON

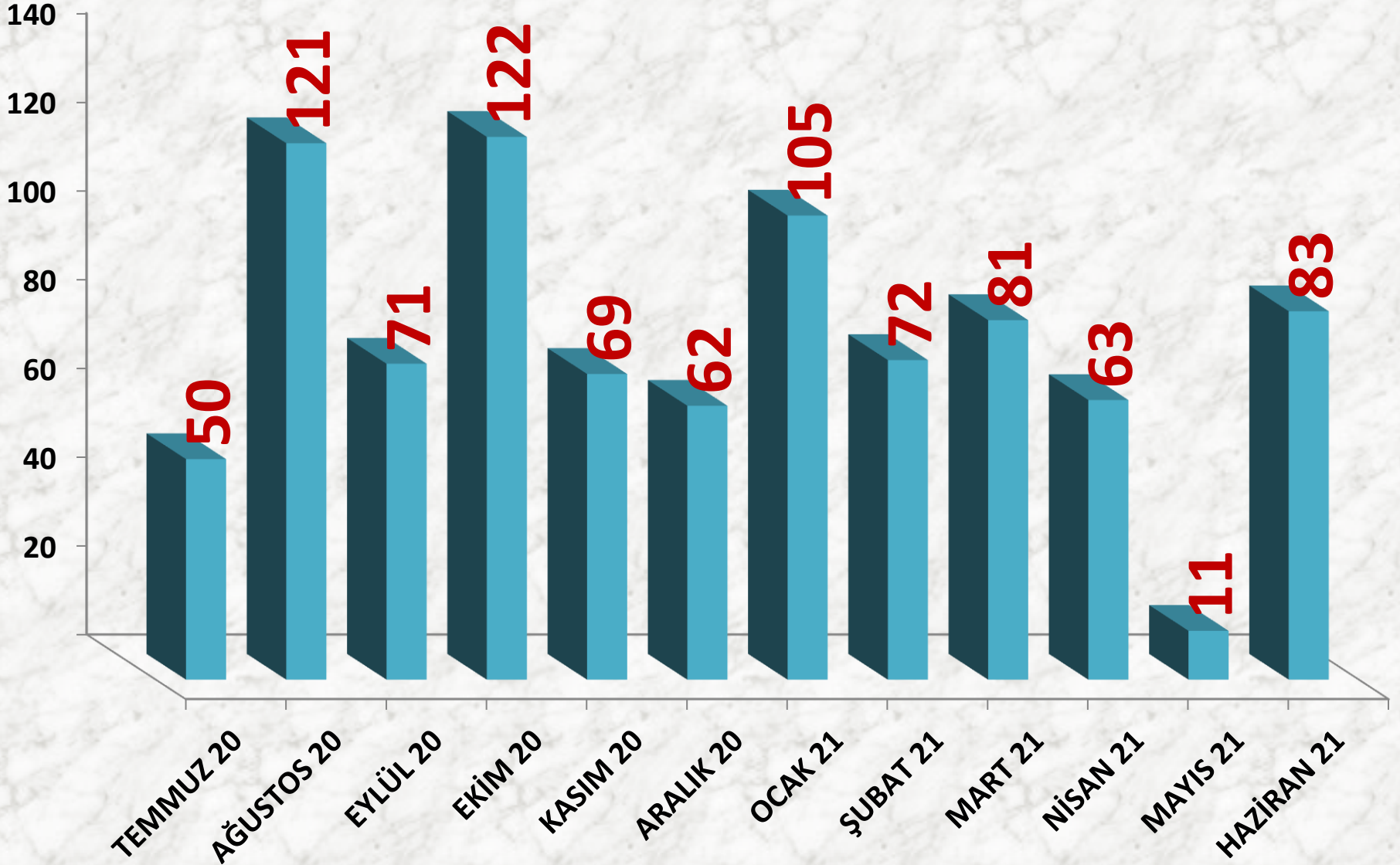
# YILLIK TOPLAM TTS LEBLEBİ TESCİLİ

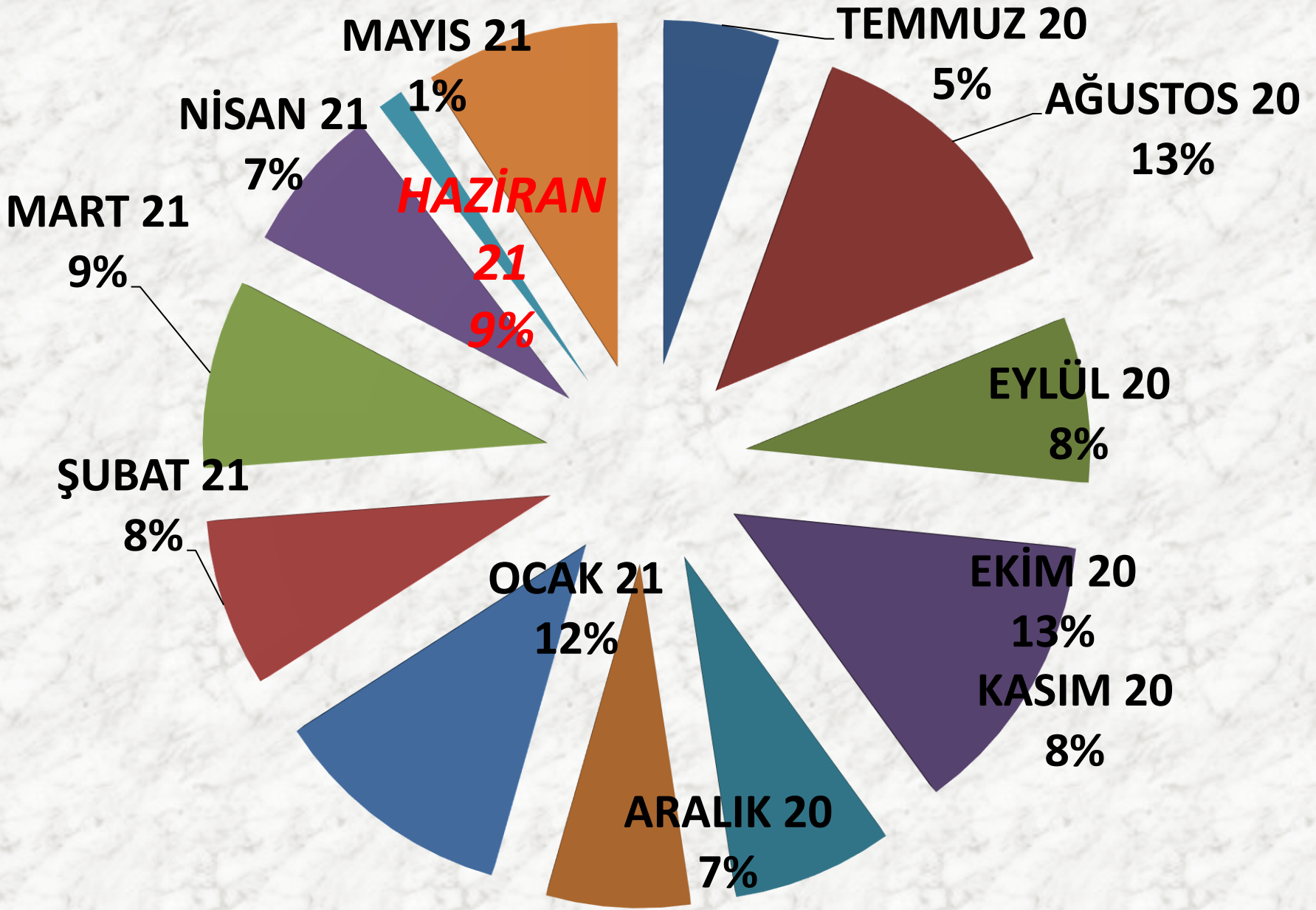


# LEBLEBİ İHRACAT MİKTARLARI

2019 HAZİRAN		2020 HAZİRAN		2021 HAZİRAN	
SARI LEBLEBİ	109.500 kg.	SARI LEBLEBİ	77.981 kg.	SARI LEBLEBİ	64.943 kg.
BEYAZ LEBLEBİ	36.020 kg.	BEYAZ LEBLEBİ	31.440 kg.	BEYAZ LEBLEBİ	2.686 kg.
KAPLAMALI LEBLEBİ	300 kg.	KAPLAMALI LEBLEBİ	7.496 kg.	KAPLAMALI LEBLEBİ	14.931 kg.
KIRIK LEBLEBİ	1.470 kg.	KIRIK LEBLEBİ	1.000 kg.	KIRIK LEBLEBİ	-
LEBLEBİ KALBURALTI	2.500 kg.	LEBLEBİ KALBURALTI	5.300 kg.	LEBLEBİ KALBURALTI	-
LEBLEBİ UNU	-	LEBLEBİ UNU	-	LEBLEBİ UNU	-
<b><u>TOPLAM</u></b>	<b>149.790 kg.</b>	<b><u>TOPLAM</u></b>	<b>123.217 kg.</b>	<b><u>TOPLAM</u></b>	<b>82.560 kg.</b>

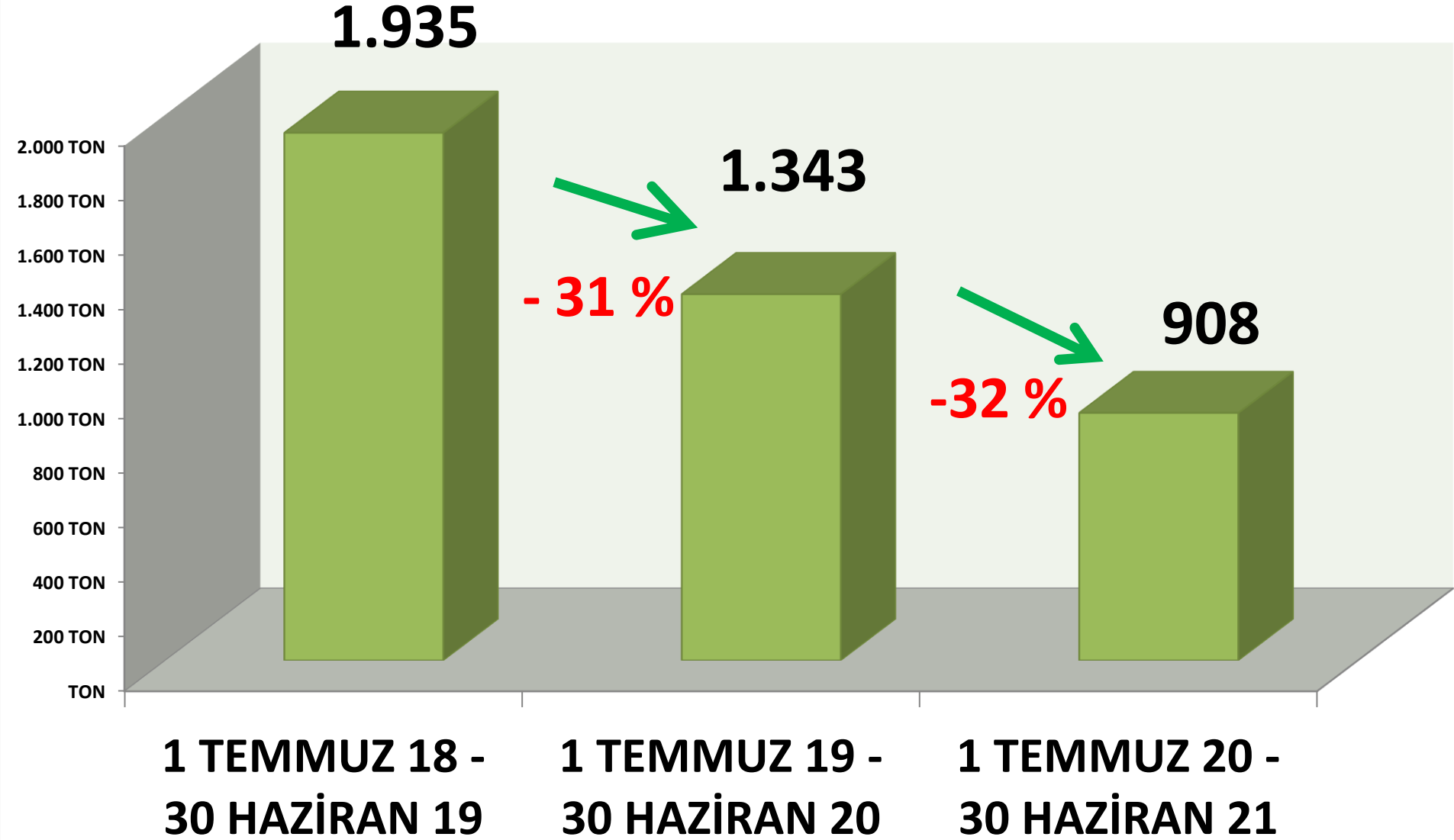
# Leblebi İhracat (Ton)





## AYLIK LEBLEBİ İHRACAT MİKTARI ORANLARI

# YILLIK TOPLAM LEBLEBİ İHRACAT MİKTARI (TON)



# AYÇEKİRDEĞİ

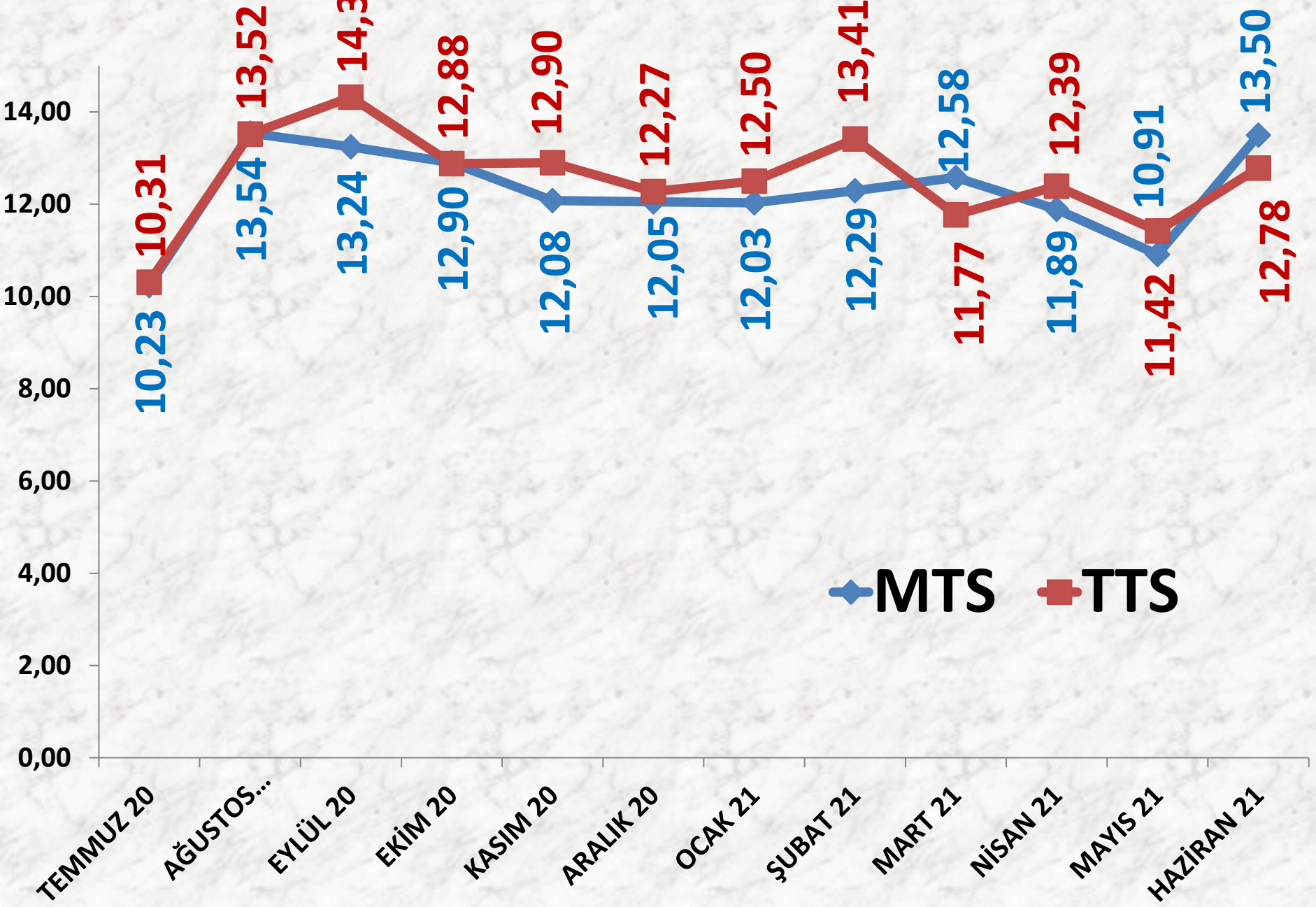
İŞLEM MİKTARI (TON)	2019 HAZİRAN	2020 HAZİRAN		2021 HAZİRAN	
MTS	1407 TON	-49%	717 TON	-42%	415 TON
TTS	1426 TON	-66%	483 TON	169%	1298 TON

EN AZ FİYAT	2019 HAZİRAN	2020 HAZİRAN		2021 HAZİRAN	
MTS	2,50 TL	150%	6,26 TL	60%	10,00 TL
TTS	3,20 TL	88%	6,00 TL	46%	8,75 TL

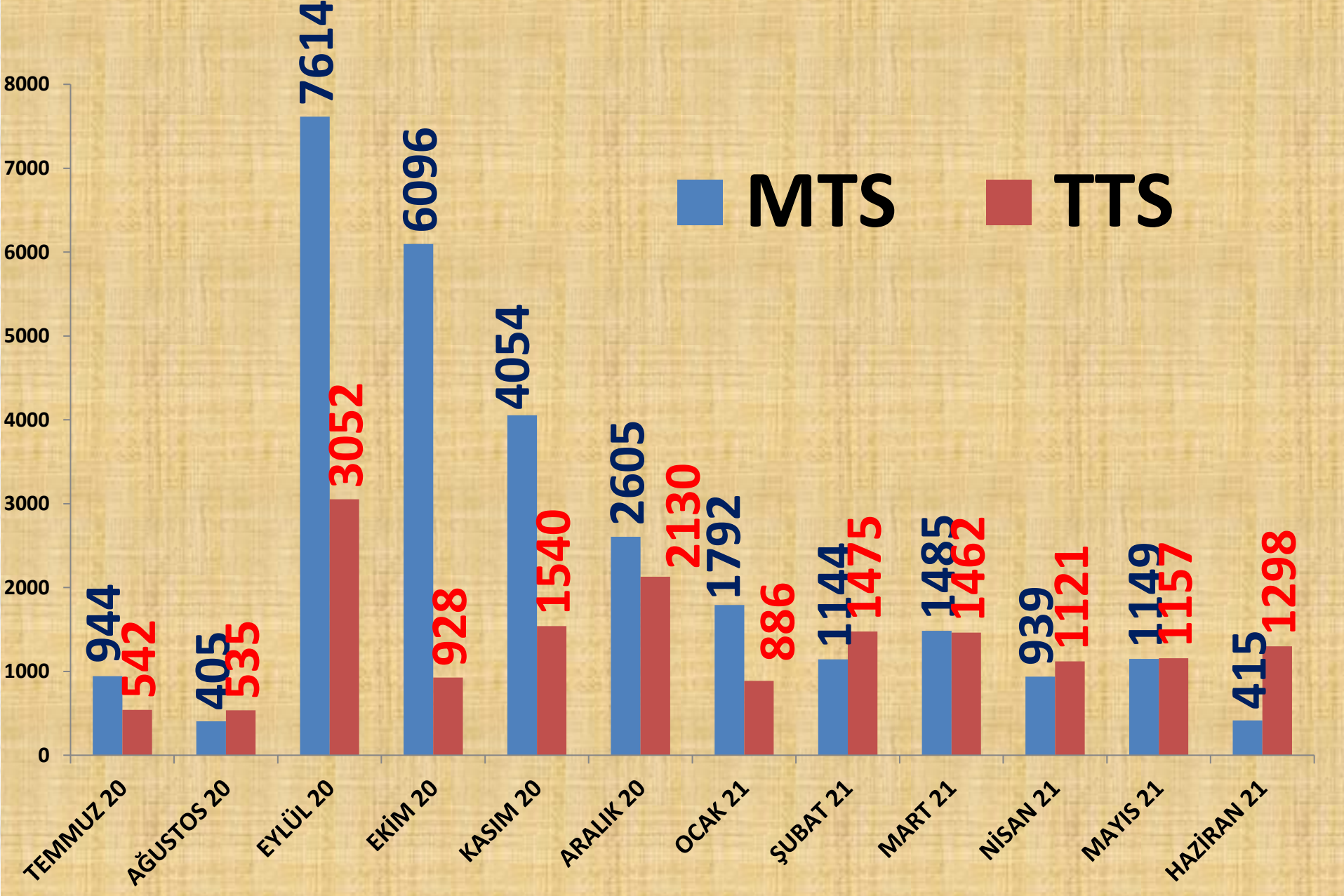
EN ÇOK FİYAT	2019 HAZİRAN	2020 HAZİRAN		2021 HAZİRAN	
MTS	6,08 TL	82%	11,08 TL	32%	14,59 TL
TTS	8,00 TL	106%	16,50 TL	10%	18,10 TL

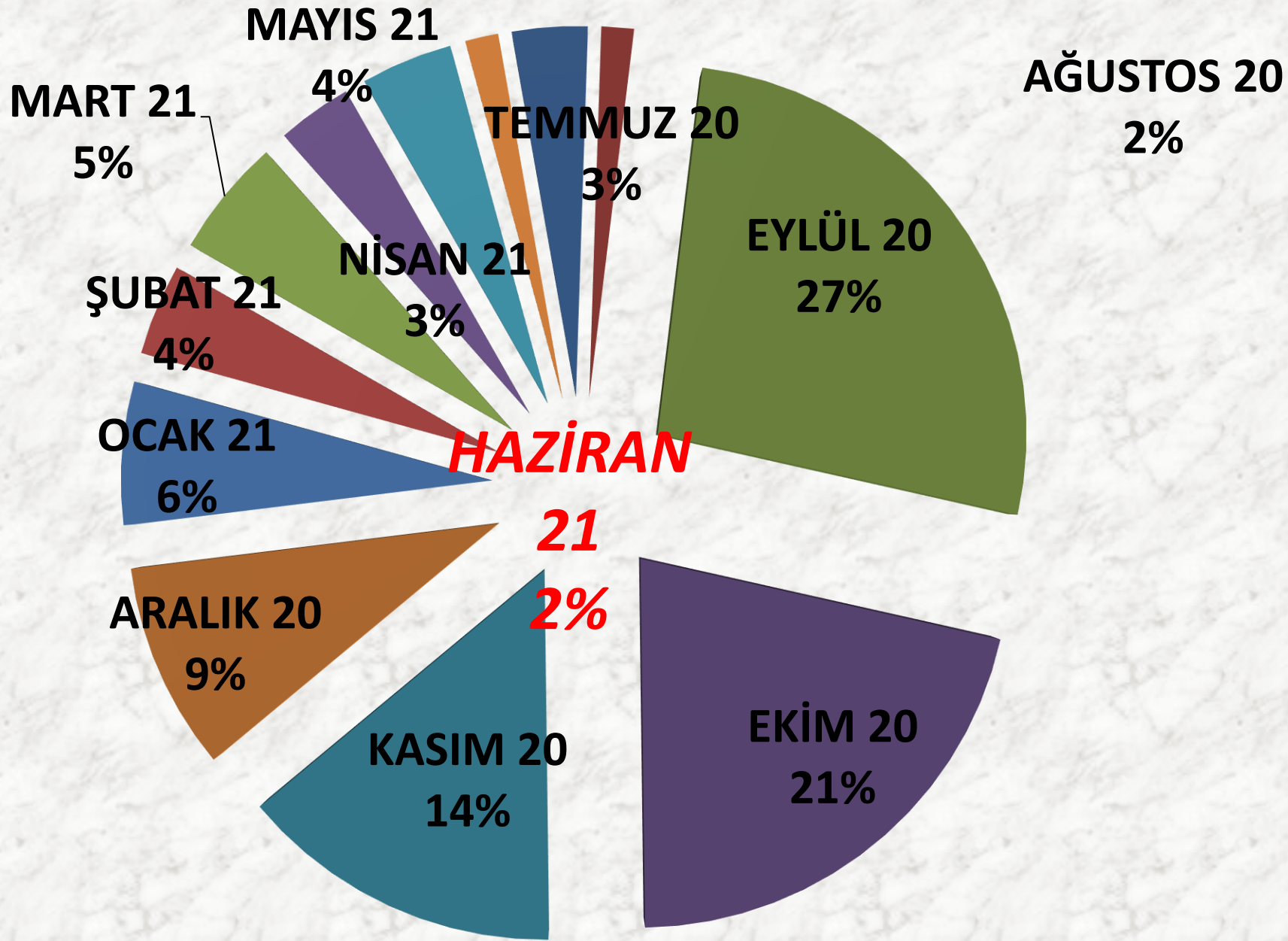
ORT. FİYAT	2019 HAZİRAN	2020 HAZİRAN		2021 HAZİRAN	
MTS	5,23 TL	88%	9,86 TL	37%	13,50 TL
TTS	5,99 TL	71%	10,26 TL	25%	12,78 TL

# AYLIK AYÇİÇEĞİ FİYAT TRENDİ (TL)



# AYLIK AYÇİÇEĞİ İŞLEM MİKTARI (TON)



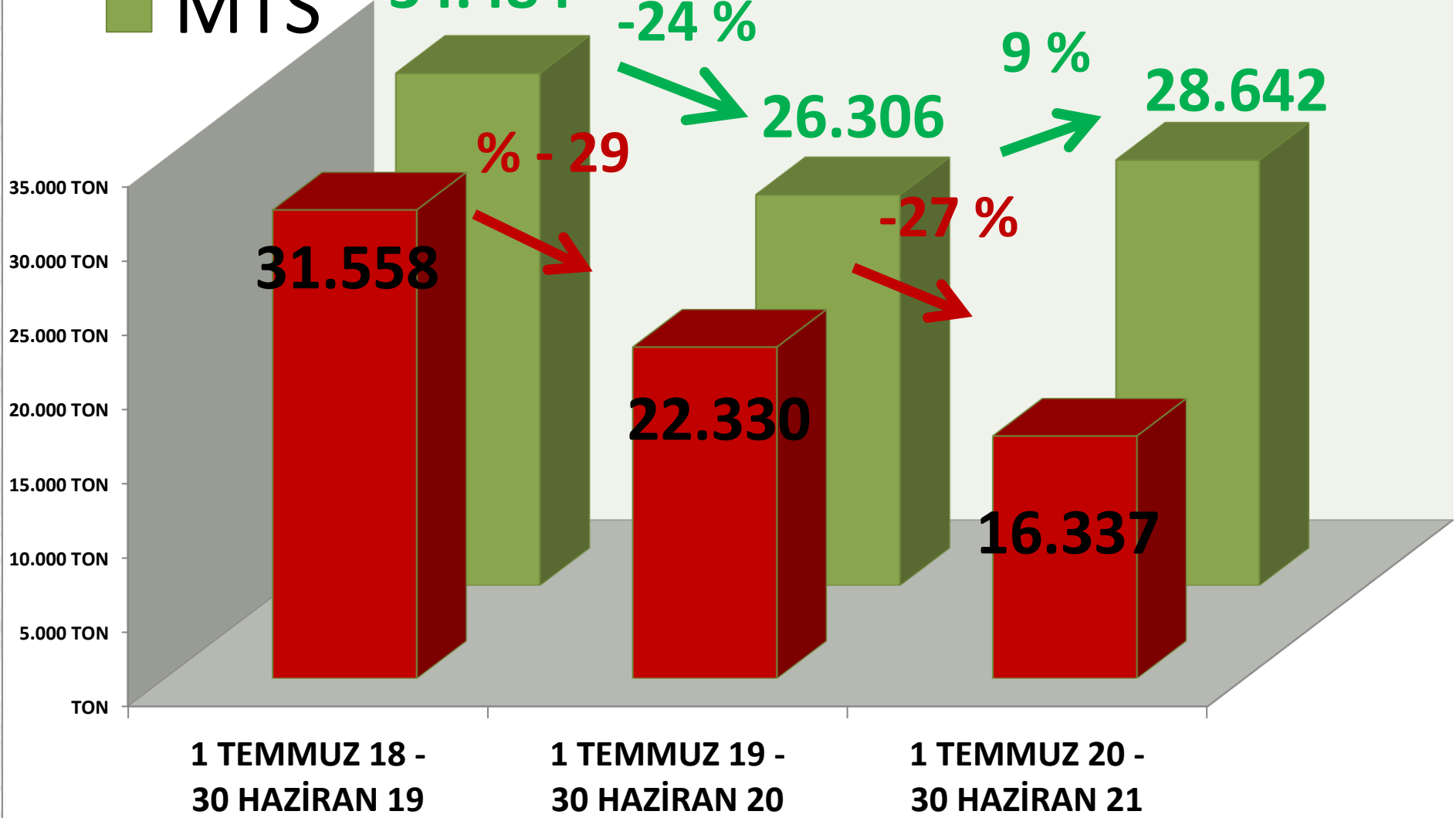


AYLIK AYÇİÇEĞİ MTS İŞLEM MİKTARI ORANLARI

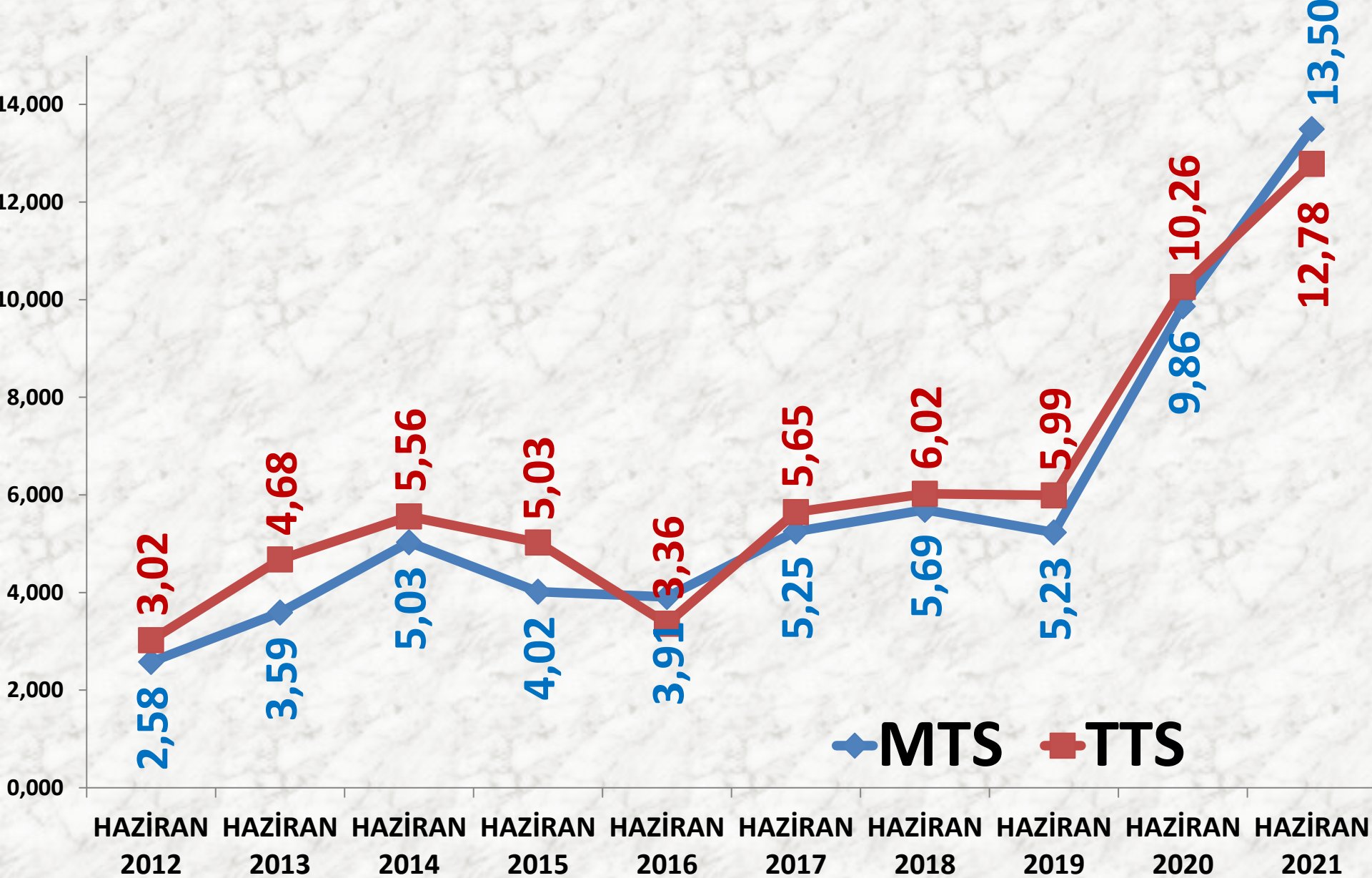
# TTS YILLIK TOPLAM AYÇİÇEĞİ İŞLEM MİKTARI (TON)

■ TTS

■ MTS



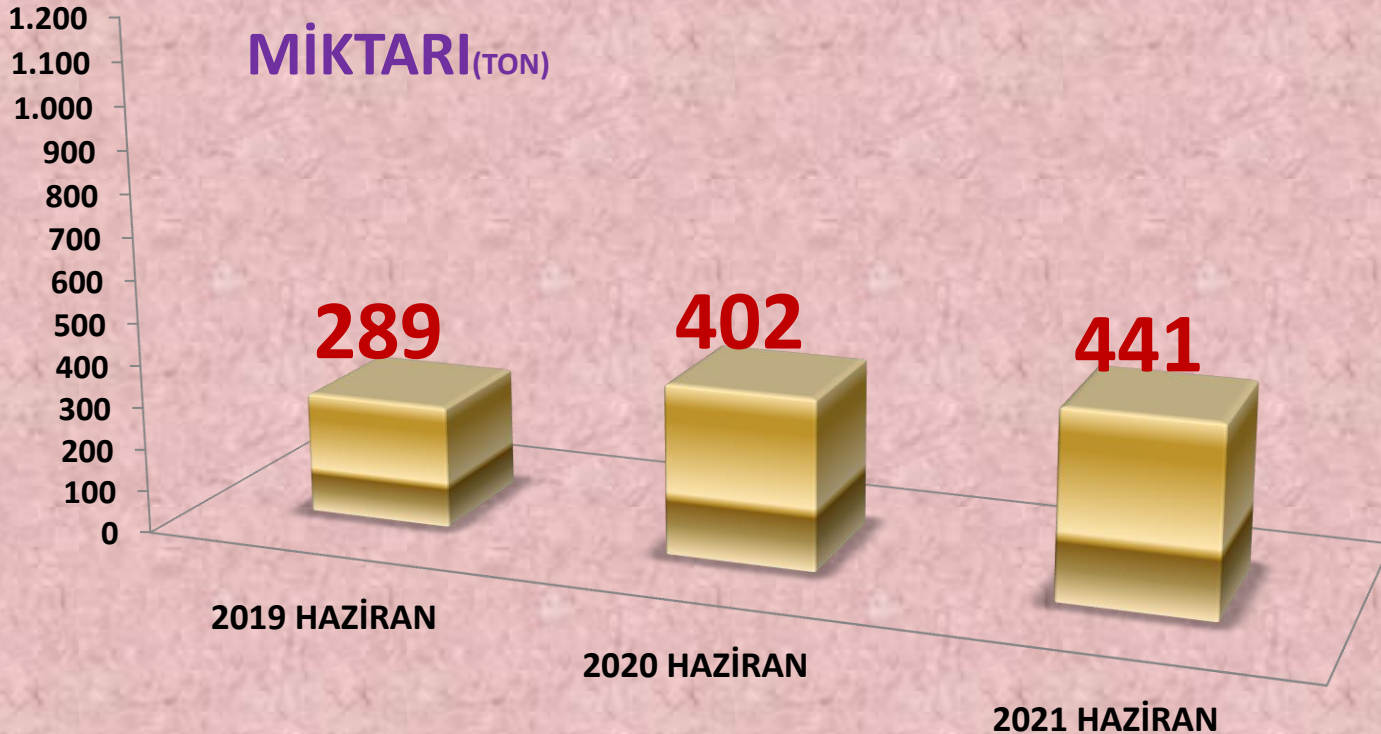
# HAZİRAN AYLARI AYÇİÇEĞİ FİYAT ORT. (TL)



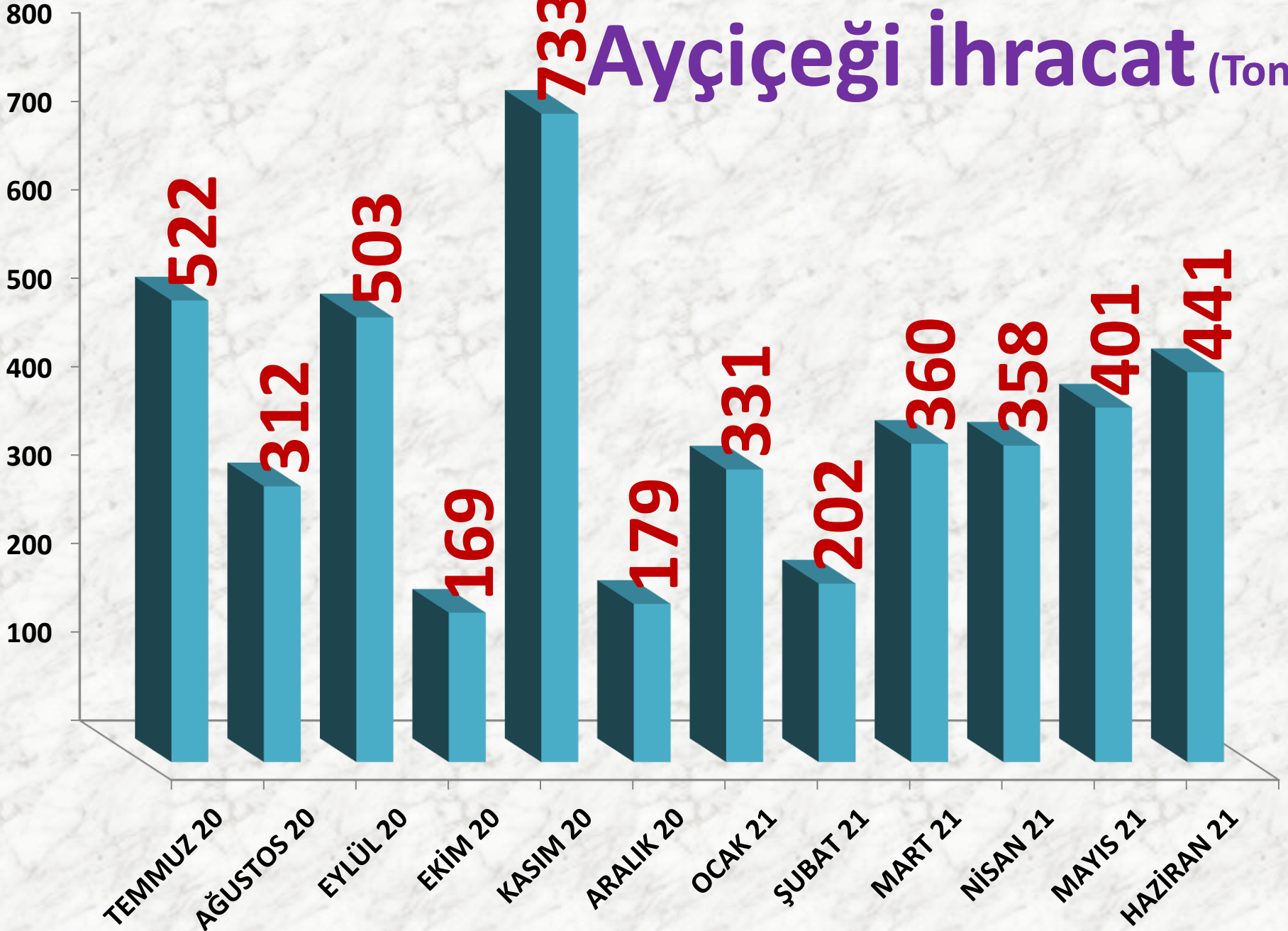
# AYÇEKİRDEĞİ İHRACATI

İŞLEM HACMİ TON	2019 HAZİRAN	2020 HAZİRAN	2021 HAZİRAN
TTS	289 TON	39% 402 TON	10% 441 TON

## AYÇEKİRDEĞİ İHRACAT MİKTARI (TON)



# Ayçiçeği İhracat (Ton)



**HAZİRAN**

**21**

**10%**

**TEMMUZ 20**

**12%**

**AĞUSTOS 20**

**7%**

**EYLÜL 20**

**11%**

**EKİM 20**

**4%**

**KASIM 20**

**16%**

**ARALIK 20**

**4%**

**ŞUBAT 21**

**4%**

**OCAK 21**

**7%**

**MART 21**

**8%**

**NİSAN 21**

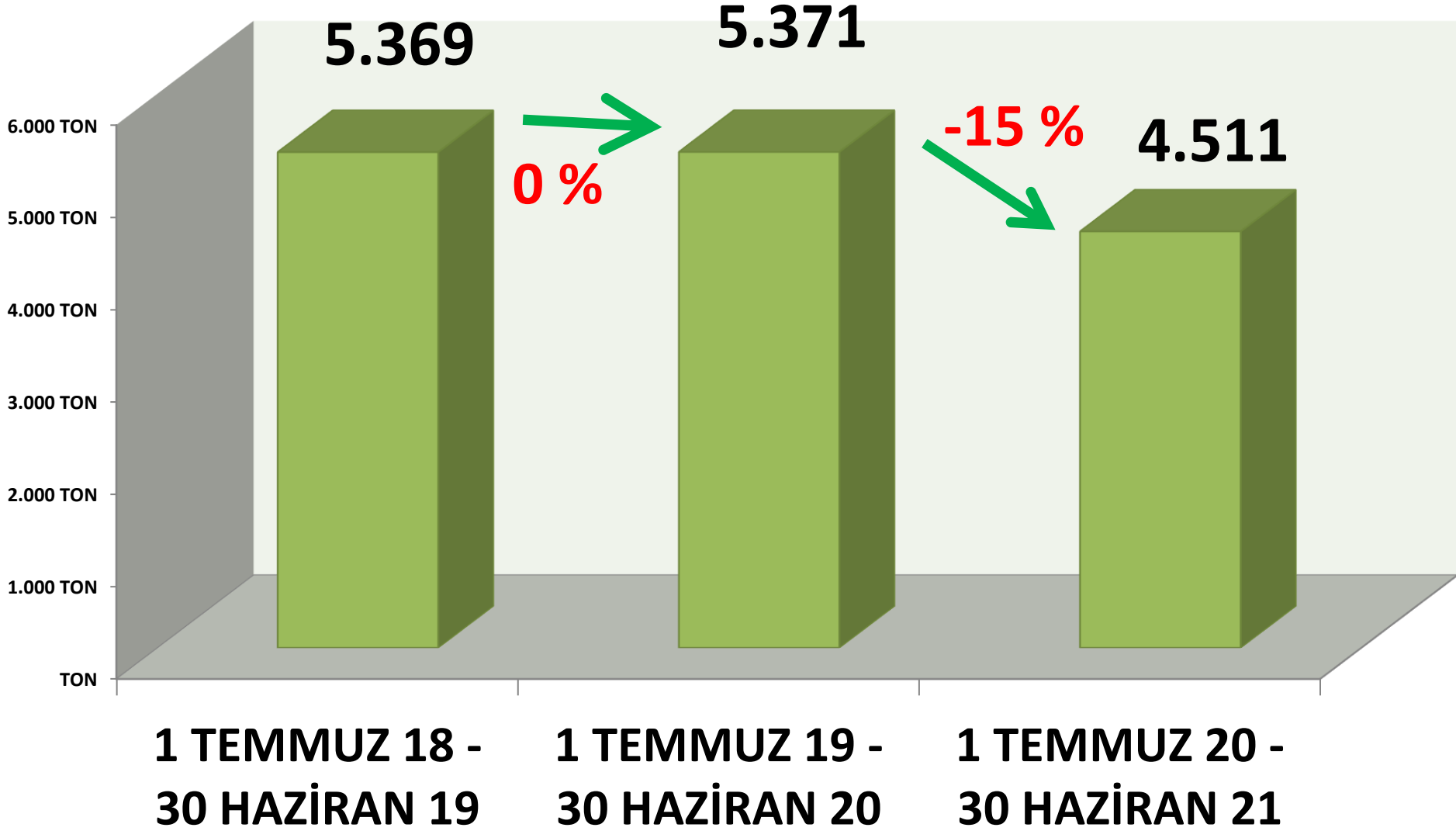
**8%**

**MAYIS 21**

**9%**

**Aylık Ayçiçeği İhracat Miktarı Oranları**

# YILLIK TOPLAM AYÇIĞEĞİ İHRACAT MİKTARI (TON)



# SÜT

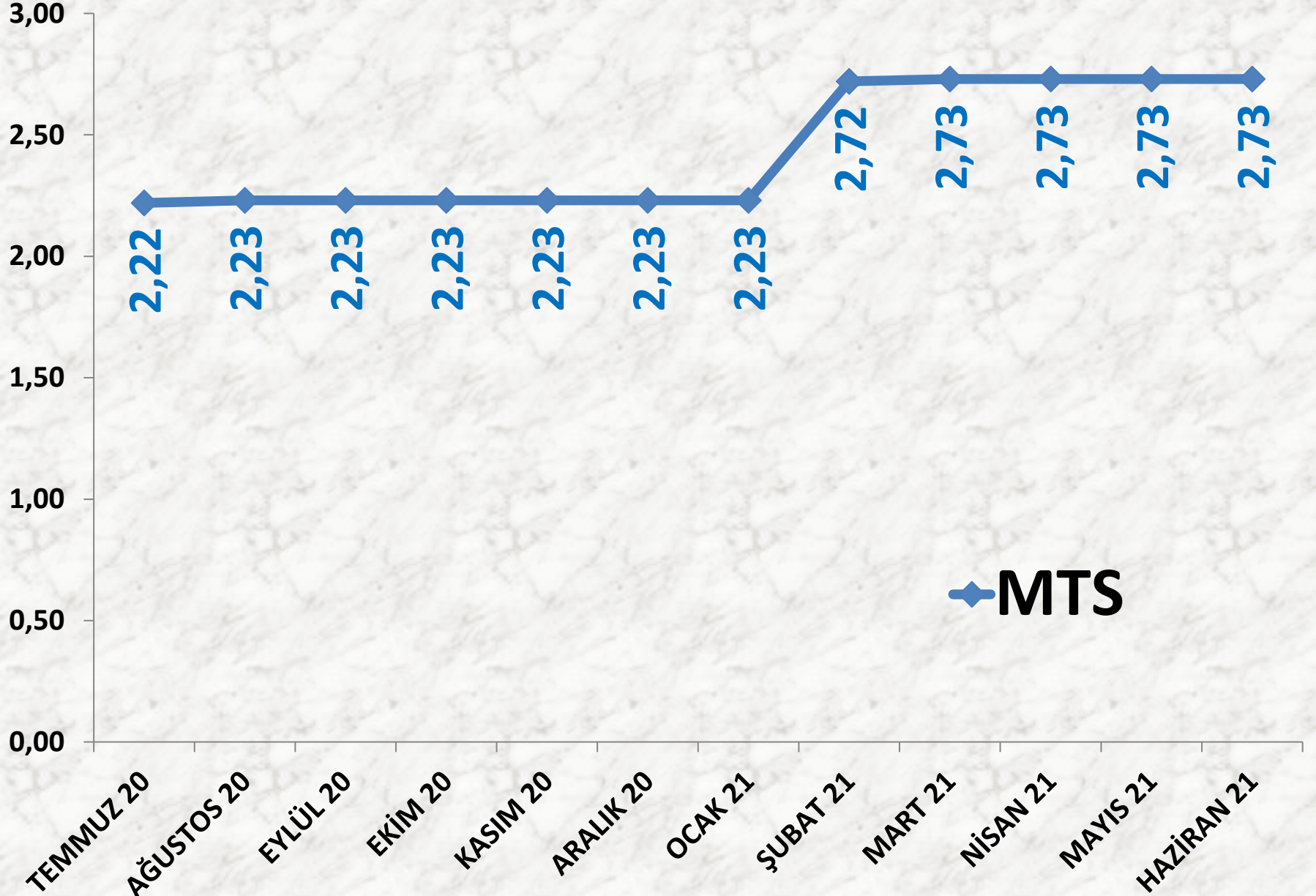
İŞLEM MİKTARI (M <sup>3</sup> )	2019 HAZİRAN		2020 HAZİRAN		2021 HAZİRAN	
	MTS	28.512 M <sup>3</sup>	9%	31.207 M <sup>3</sup>	3%	32.221 M <sup>3</sup>

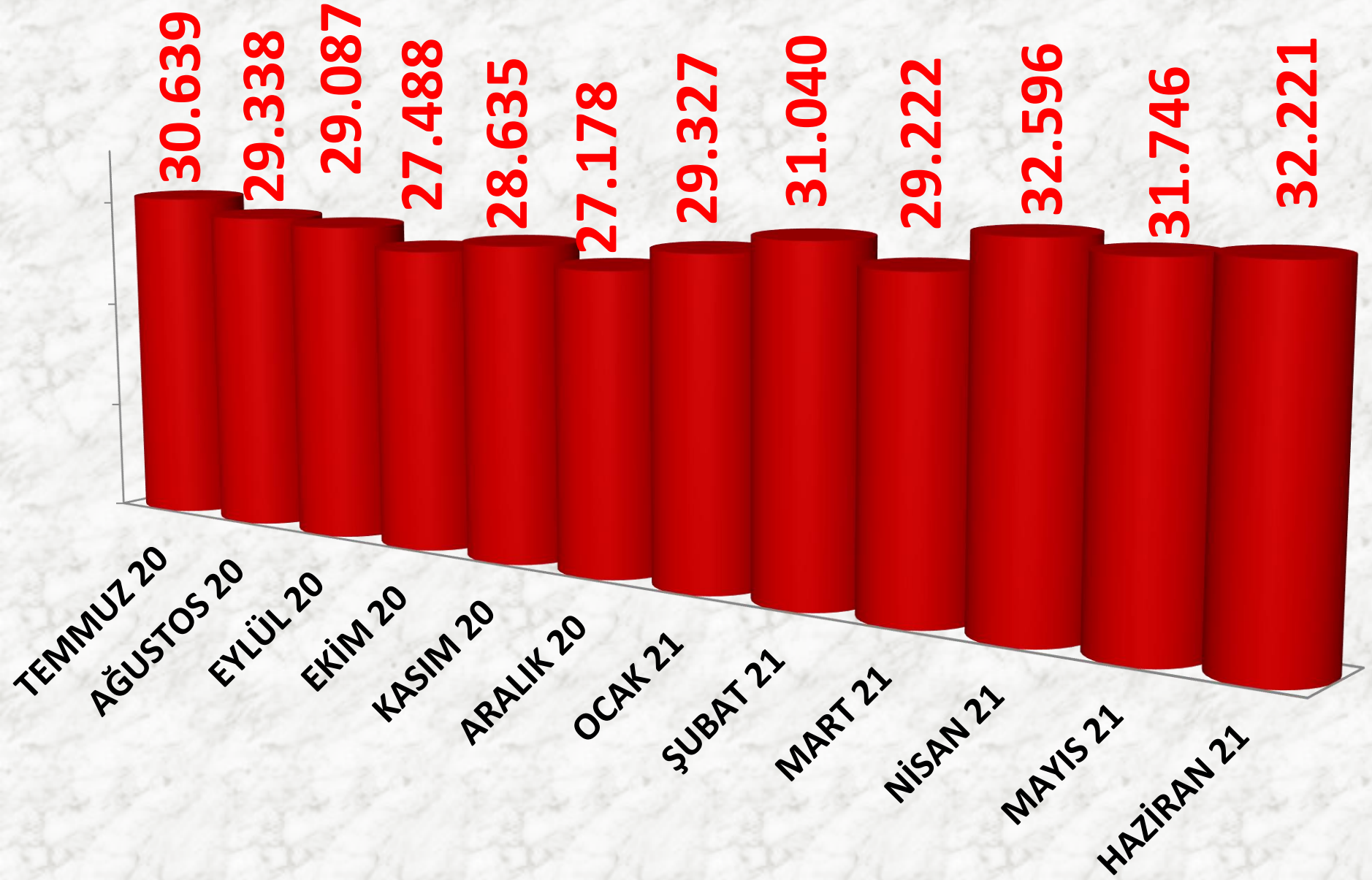
EN AZ FİYAT	2019 HAZİRAN		2020 HAZİRAN		2021 HAZİRAN	
	MTS	1,37 TL	28%	1,76 TL	40%	2,47 TL

EN ÇOK FİYAT	2019 HAZİRAN		2020 HAZİRAN		2021 HAZİRAN	
	MTS	2,06 TL	55%	3,20 TL	-4%	3,08 TL

ORTALAMA FİYAT	2019 HAZİRAN		2020 HAZİRAN		2021 HAZİRAN	
	MTS	1,92 TL	16%	2,23 TL	23%	2,73 TL

# AYLIK İNEK SÜTÜ FİYAT TRENDİ (TL)

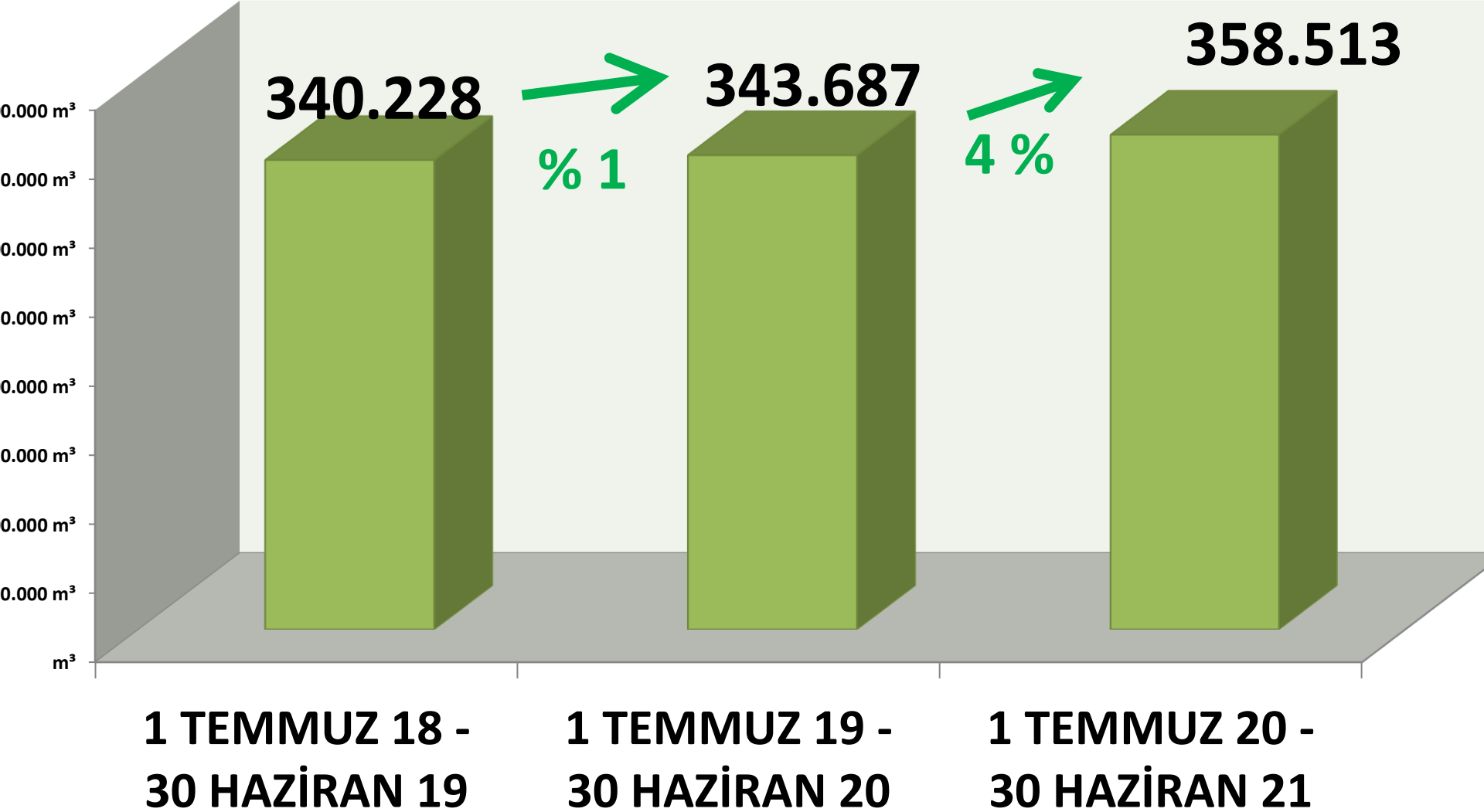




**AYLIK SÜT İŞLEM MİKTARI (M<sup>3</sup>)**

# YILLIK TOPLAM İNEK SÜTÜ İŞLEM MİKTARI (M<sup>3</sup>)

■ MTS



# BEYAZ HAŞHAŞ

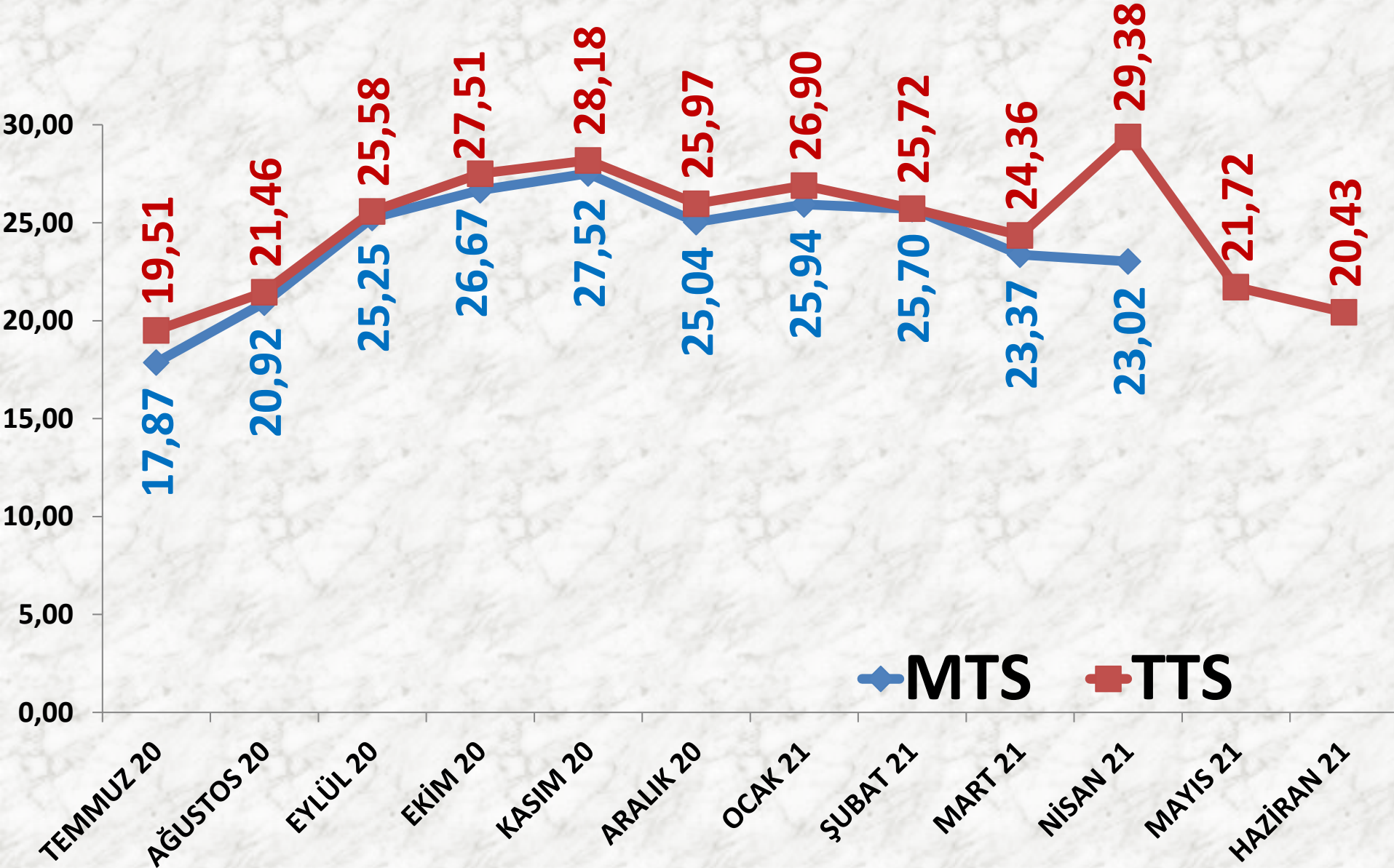
İŞLEM MİKTARI (TON)	2019 HAZİRAN	2020 HAZİRAN		2021 HAZİRAN	
MTS	450 TON	-96%	18 TON	-100%	-
TTS	462 TON	26%	580 TON	-91%	53 TON

EN AZ FİYAT	2019 HAZİRAN	2020 HAZİRAN		2021 HAZİRAN	
MTS	19,15 TL	1%	19,40 TL	-	-
TTS	18,10 TL	5%	19,00 TL	7%	20,30 TL

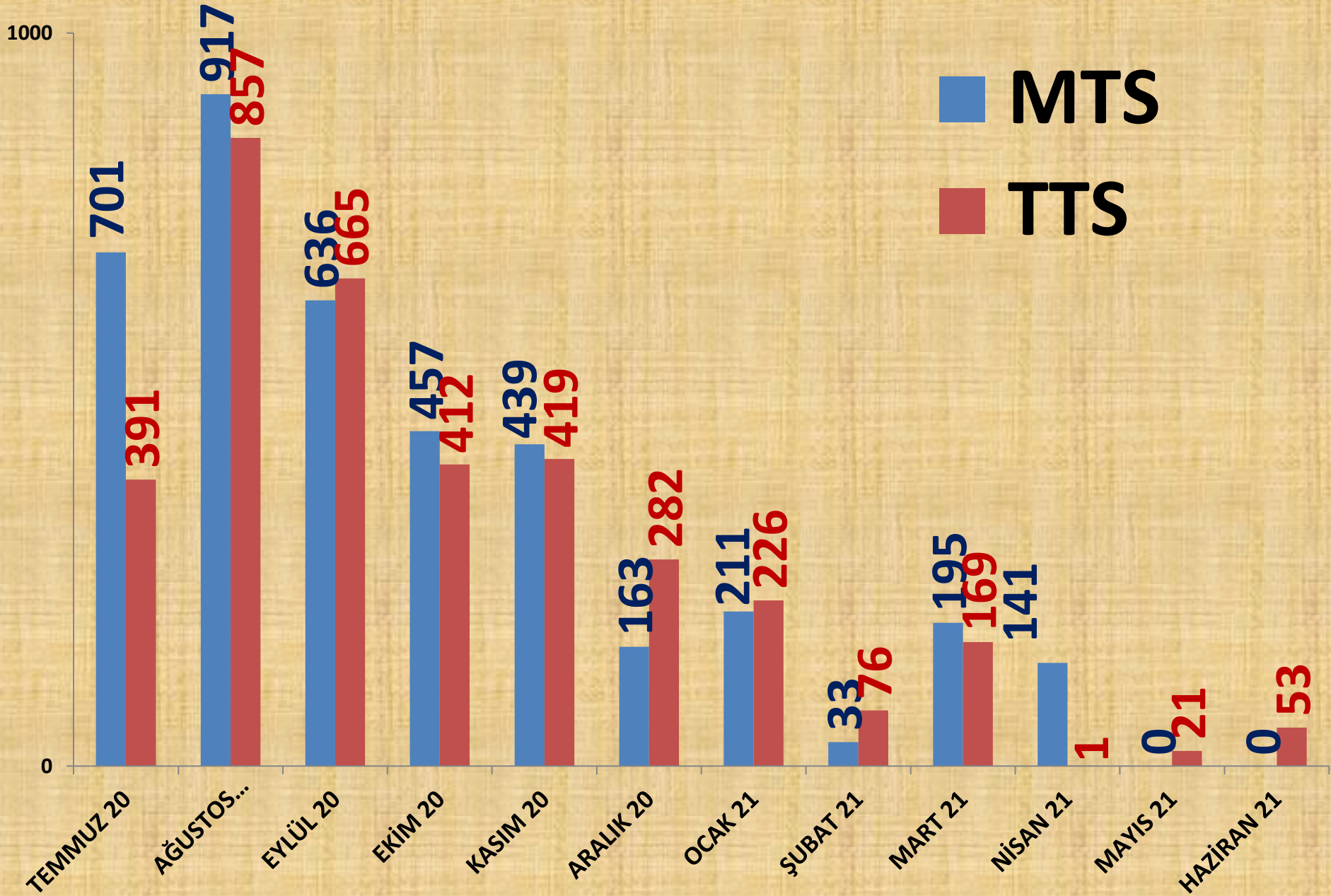
EN ÇOK FİYAT	2019 HAZİRAN	2020 HAZİRAN		2021 HAZİRAN	
MTS	19,36 TL	0%	19,40 TL	-	-
TTS	24,00 TL	-2%	23,63 TL	16%	27,47 TL

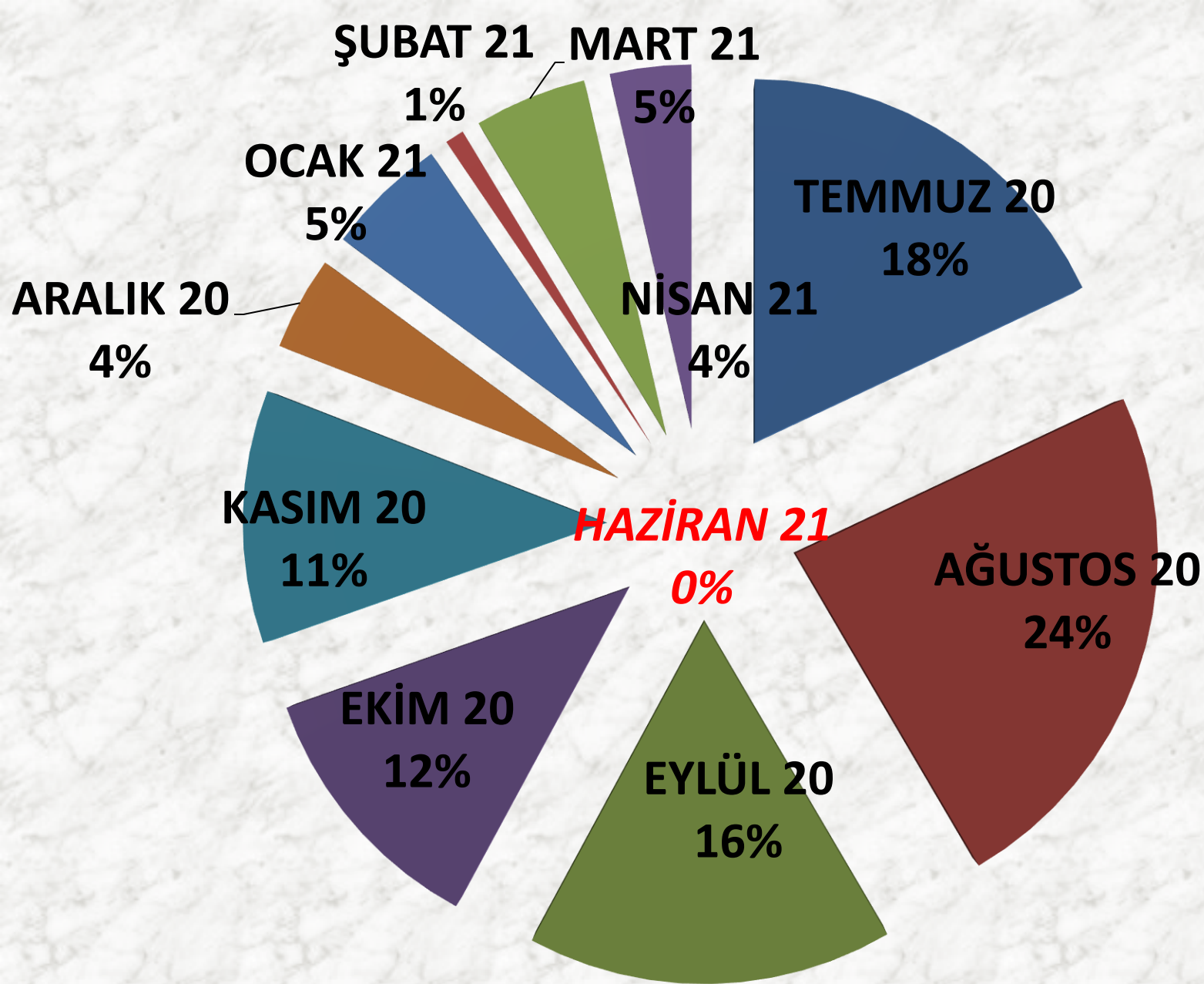
ORT. FİYAT	2019 HAZİRAN	2020 HAZİRAN		2021 HAZİRAN	
MTS	19,15 TL	1%	19,40 TL	-	-
TTS	19,83 TL	0%	19,81 TL	3%	20,43 TL

# AYLIK B. HAŞHAŞ FİYAT TRENDİ<sub>(TL)</sub>



# AYLIK B. HAŞHAŞ İŞLEM MİKTARI (TON)

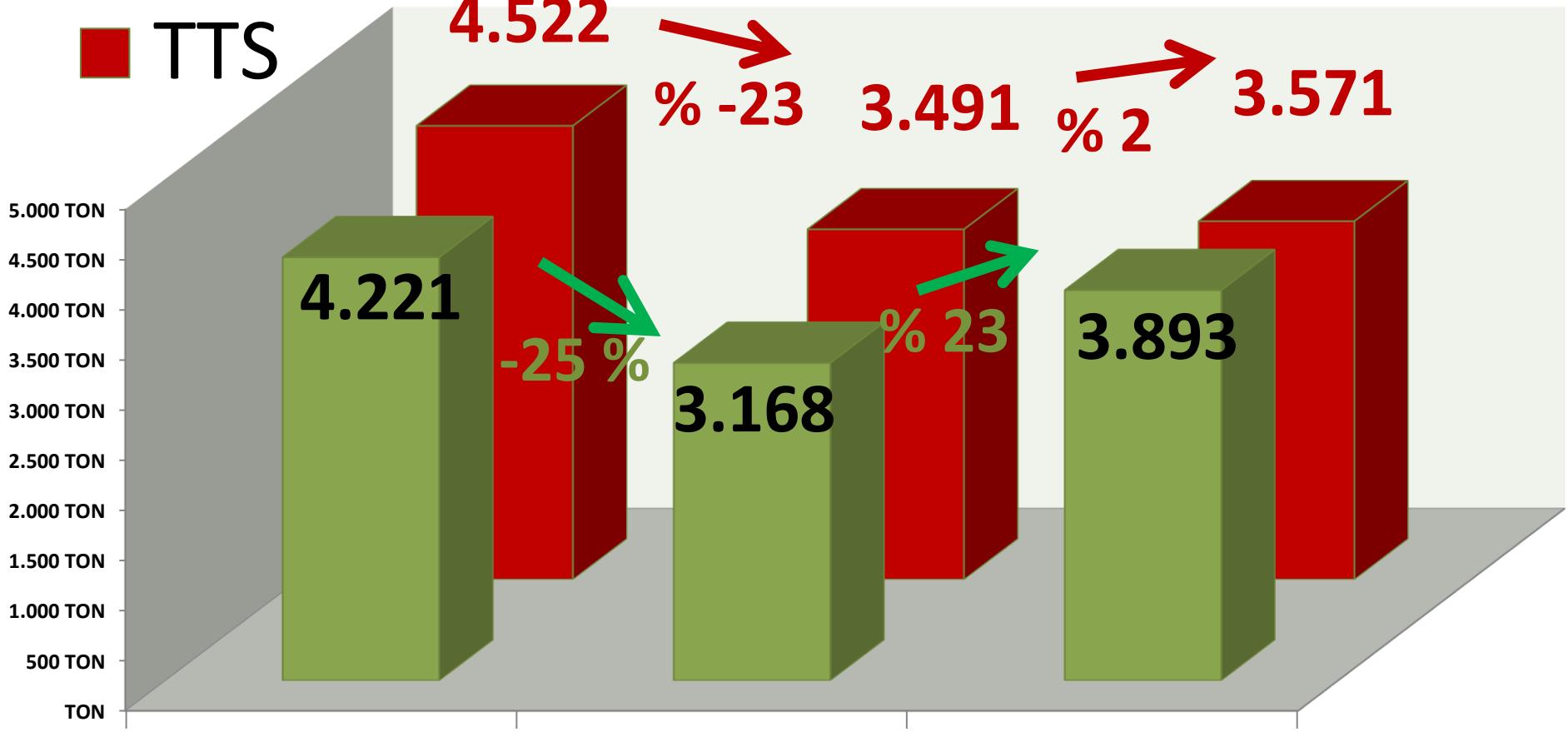




## B. HAŞHAŞ MTS İŞLEM MİKTARI ORANLARI

# MTS YILLIK TOPLAM B. HAŞHAŞ İŞLEM MİKTARI (TON)

■ MTS  
■ TTS



1 TEMMUZ 18

1 TEMMUZ 19

1 TEMMUZ 20

-

-

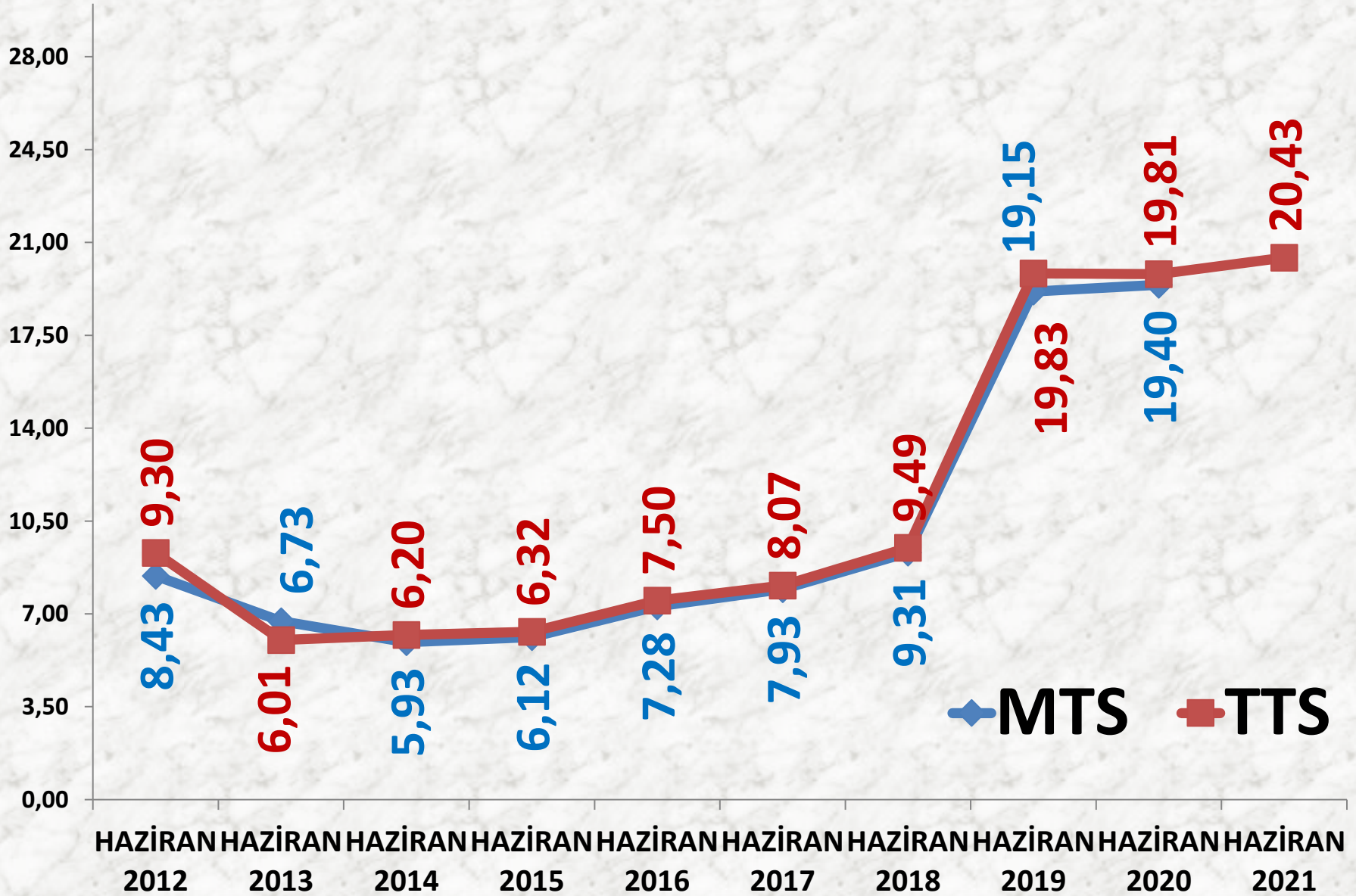
-

30 HAZİRAN 19

30 HAZİRAN 20

30 HAZİRAN 21

# HAZİRAN AYLARI B. HAŞHAŞ FİYAT TRENDİ (TL)



# MAVİ HAŞHAŞ

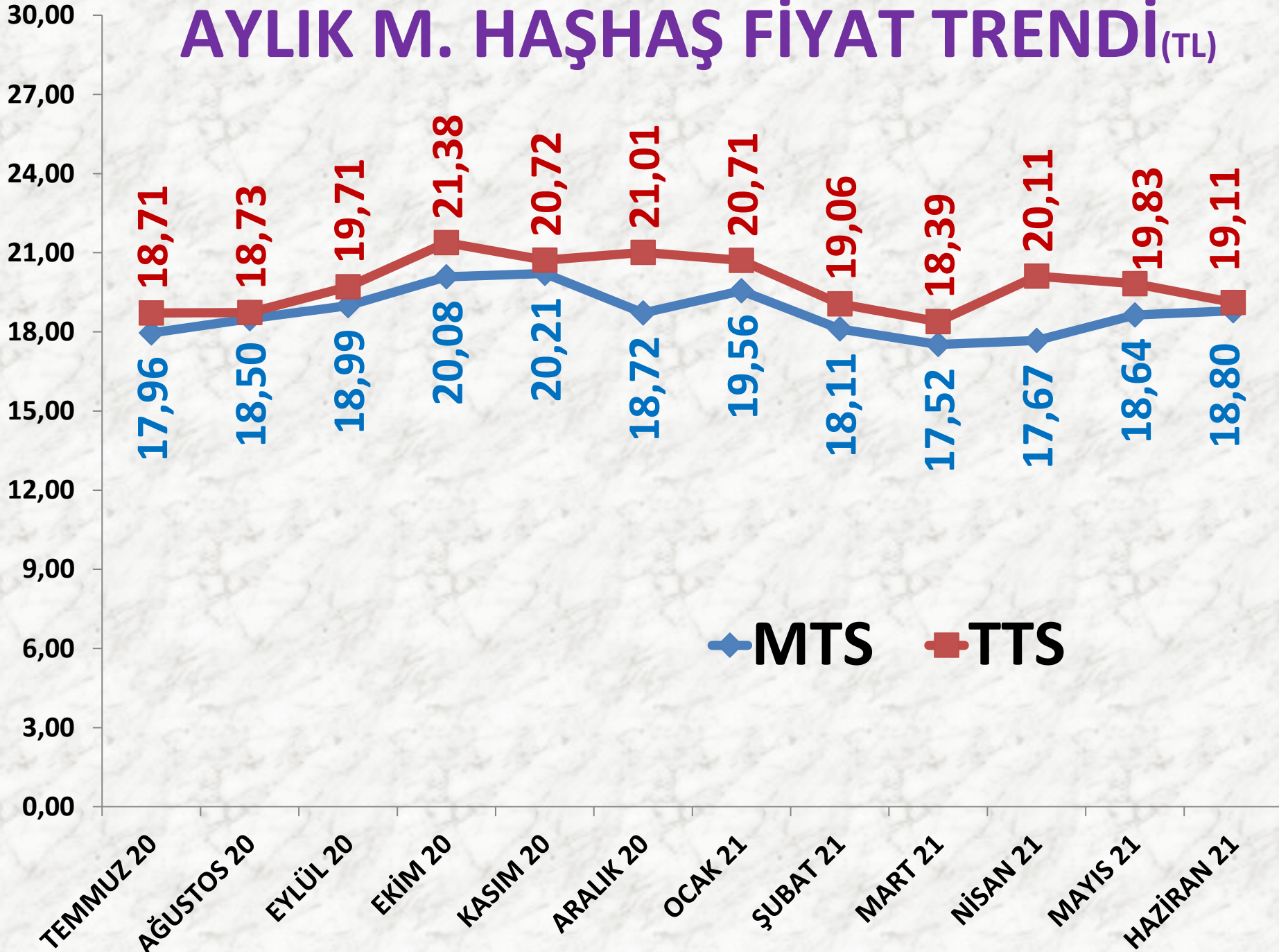
<b>İŞLEM MİKTARI (TON)</b>	<b>2019 HAZİRAN</b>	<b>2020 HAZİRAN</b>		<b>2021 HAZİRAN</b>	
<b>MTS</b>	<b>25 TON</b>	<b>-10%</b>	<b>23 TON</b>	<b>-70%</b>	<b>7 TON</b>
<b>TTS</b>	<b>58 TON</b>	<b>256%</b>	<b>207 TON</b>	<b>18%</b>	<b>243 TON</b>

<b>EN AZ FİYAT</b>	<b>2019 HAZİRAN</b>	<b>2020 HAZİRAN</b>		<b>2021 HAZİRAN</b>	
<b>MTS</b>	<b>22,83 TL</b>	<b>-12%</b>	<b>20,00 TL</b>	<b>-6%</b>	<b>18,80 TL</b>
<b>TTS</b>	<b>17,45 TL</b>	<b>-2%</b>	<b>17,11 TL</b>	<b>-9%</b>	<b>15,60 TL</b>

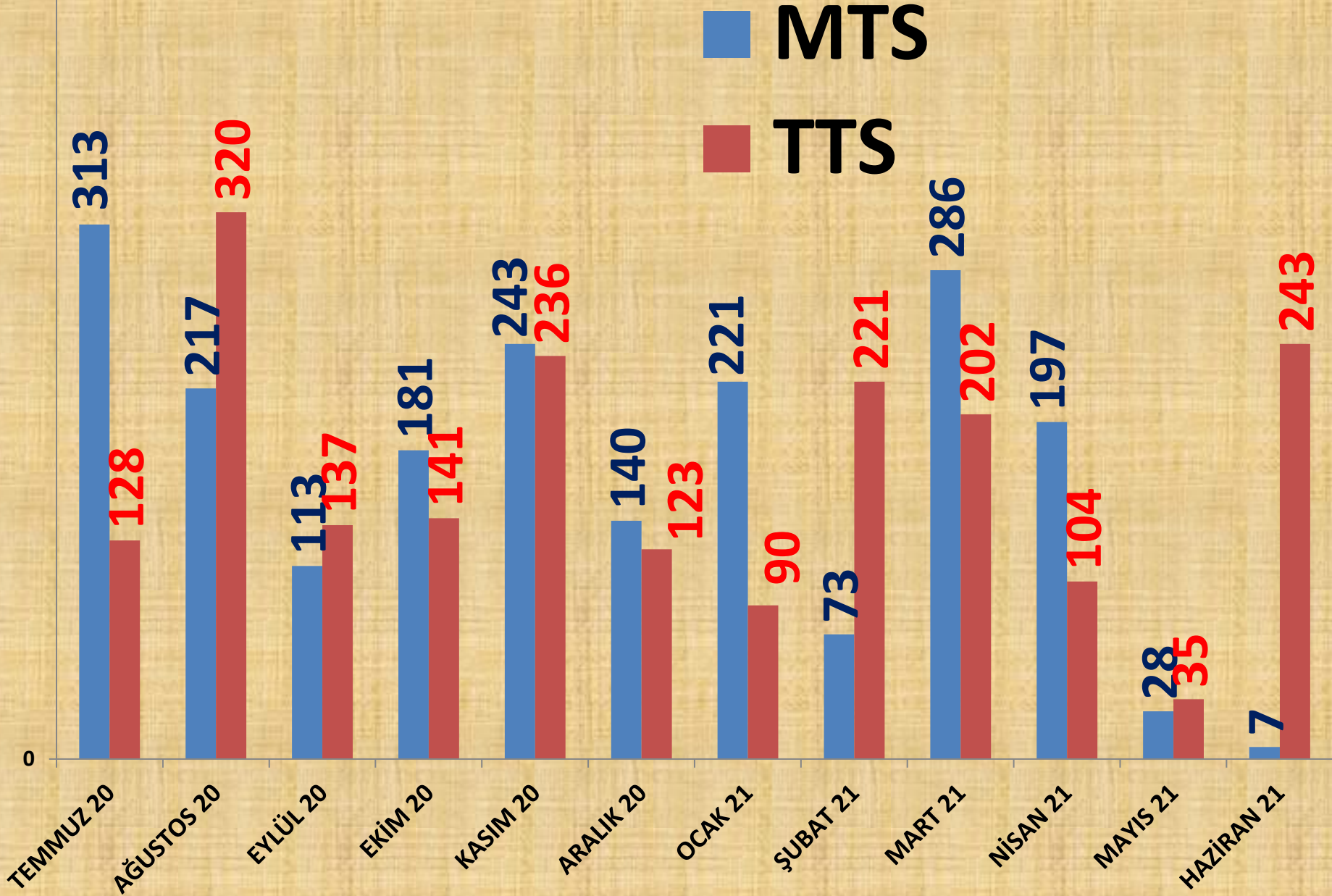
<b>EN ÇOK FİYAT</b>	<b>2019 HAZİRAN</b>	<b>2020 HAZİRAN</b>		<b>2021 HAZİRAN</b>	
<b>MTS</b>	<b>26,99 TL</b>	<b>-15%</b>	<b>23,00 TL</b>	<b>-18%</b>	<b>18,80 TL</b>
<b>TTS</b>	<b>26,00 TL</b>	<b>8%</b>	<b>28,00 TL</b>	<b>-4%</b>	<b>27,00 TL</b>

<b>ORT. FİYAT</b>	<b>2019 HAZİRAN</b>	<b>2020 HAZİRAN</b>		<b>2021 HAZİRAN</b>	
<b>MTS</b>	<b>23,12 TL</b>	<b>-12%</b>	<b>20,24 TL</b>	<b>-7%</b>	<b>18,80 TL</b>
<b>TTS</b>	<b>21,83 TL</b>	<b>-8%</b>	<b>20,02 TL</b>	<b>-5%</b>	<b>19,11 TL</b>

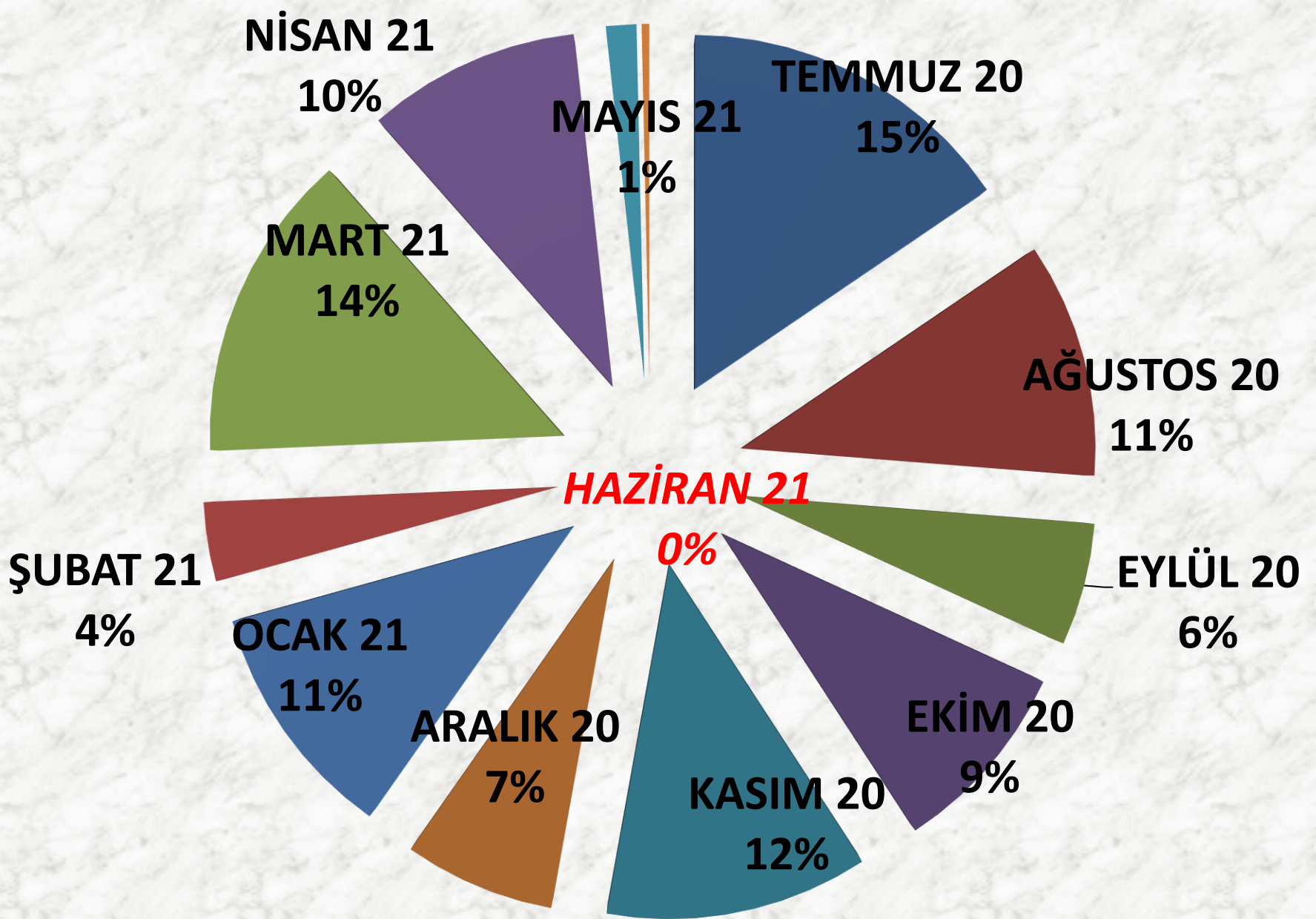
# AYLIK M. HAŞHAŞ FİYAT TRENDİ (TL)



# AYLIK M. HAŞHAŞ İŞLEM MİKTARI (TON)



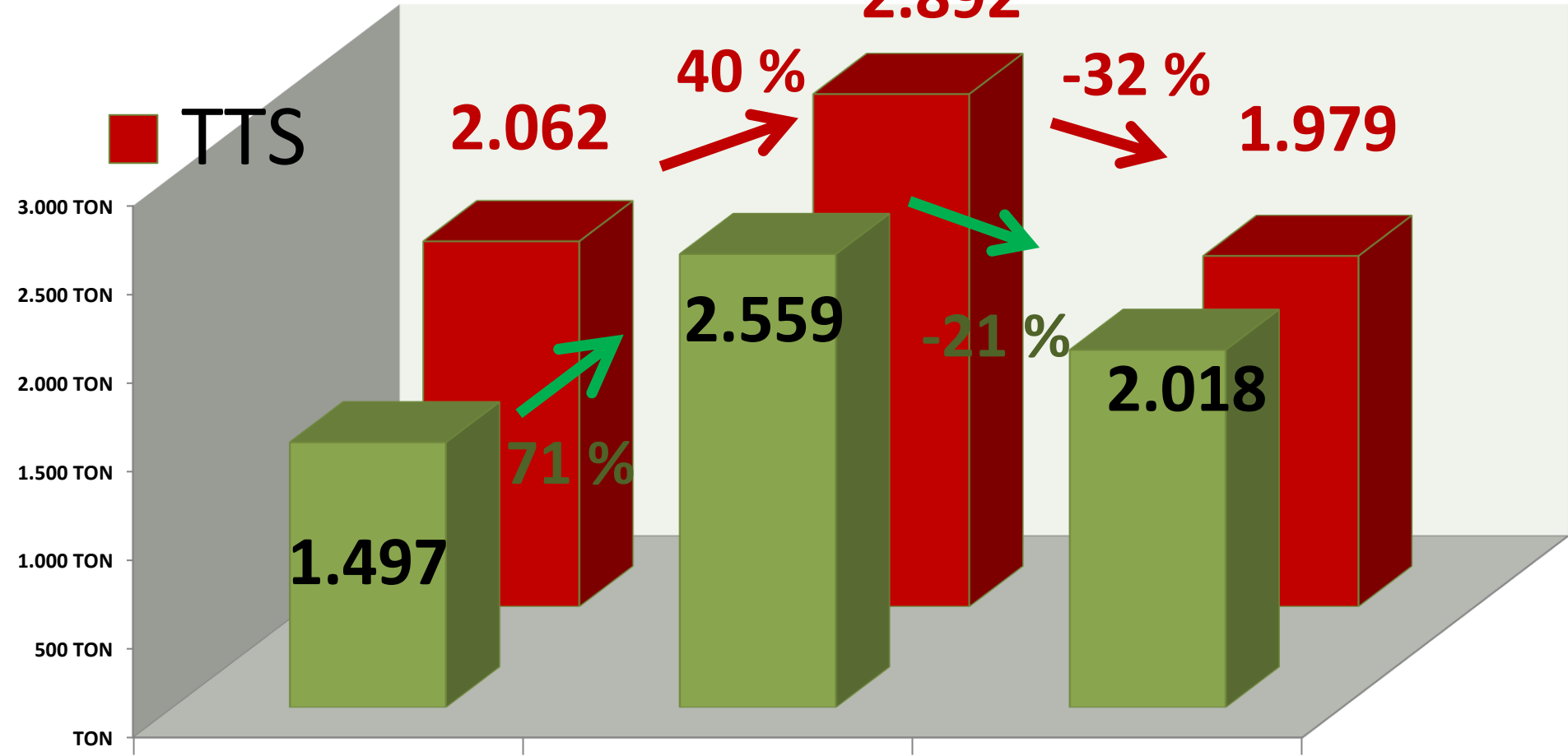
# M. HAŞHAŞ MTS İŞLEM MİKTARI ORANLARI



# YILLIK TOPLAM M. HAŞHAŞ İŞLEM MİKTARI (TON)

■ MTS

■ TTS




1 TEMMUZ 18 -  
30 HAZİRAN 19

1 TEMMUZ 19 -  
30 HAZİRAN 20

1 TEMMUZ 20 -  
30 HAZİRAN 21

# HAZİRAN AYLARI M. HAŞHAŞ FİYAT TRENDİ (TL)



# KÜTLÜ PAMUK

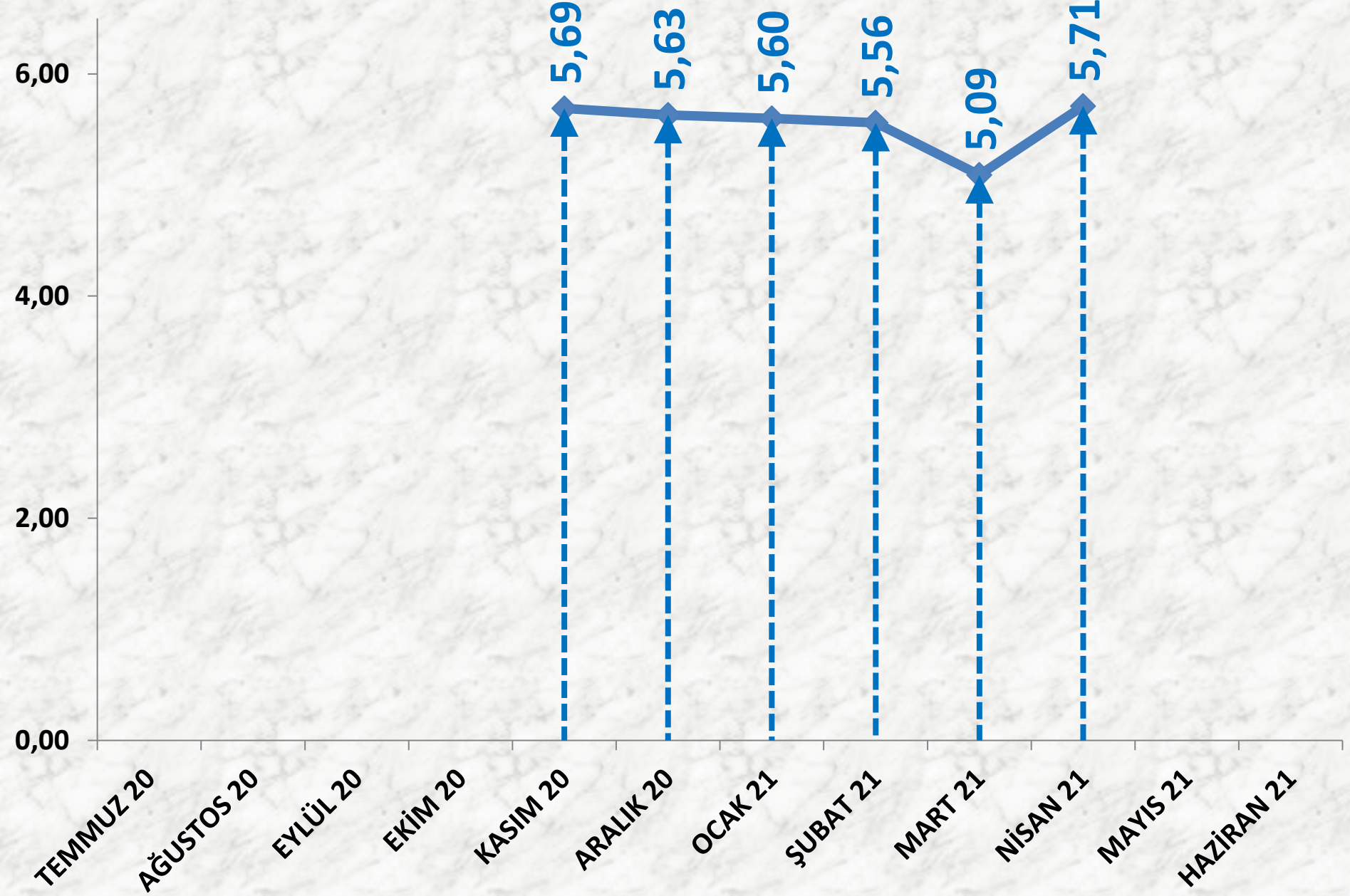
<b>İŞLEM MİKTARI (TON)</b>	<b>2019 HAZİRAN</b>	<b>2020 HAZİRAN</b>		<b>2021 HAZİRAN</b>	
<b>MTS</b>	-	-	-	-	-

<b>EN AZ FİYAT</b>	<b>2019 HAZİRAN</b>	<b>2020 HAZİRAN</b>		<b>2021 HAZİRAN</b>	
<b>MTS</b>	-	-	-	-	-

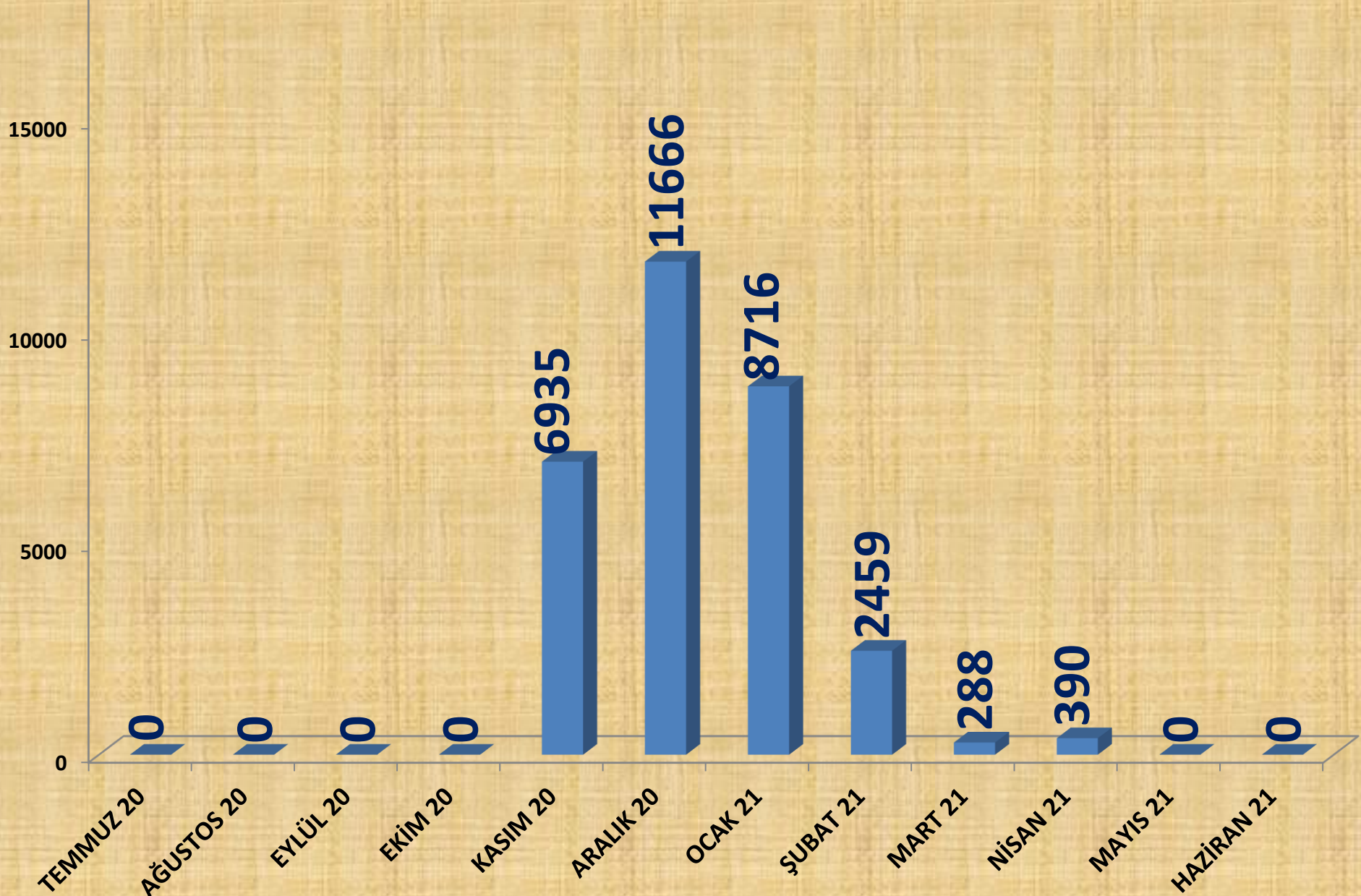
<b>EN ÇOK FİYAT</b>	<b>2019 HAZİRAN</b>	<b>2020 HAZİRAN</b>		<b>2021 HAZİRAN</b>	
<b>MTS</b>	-	-	-	-	-

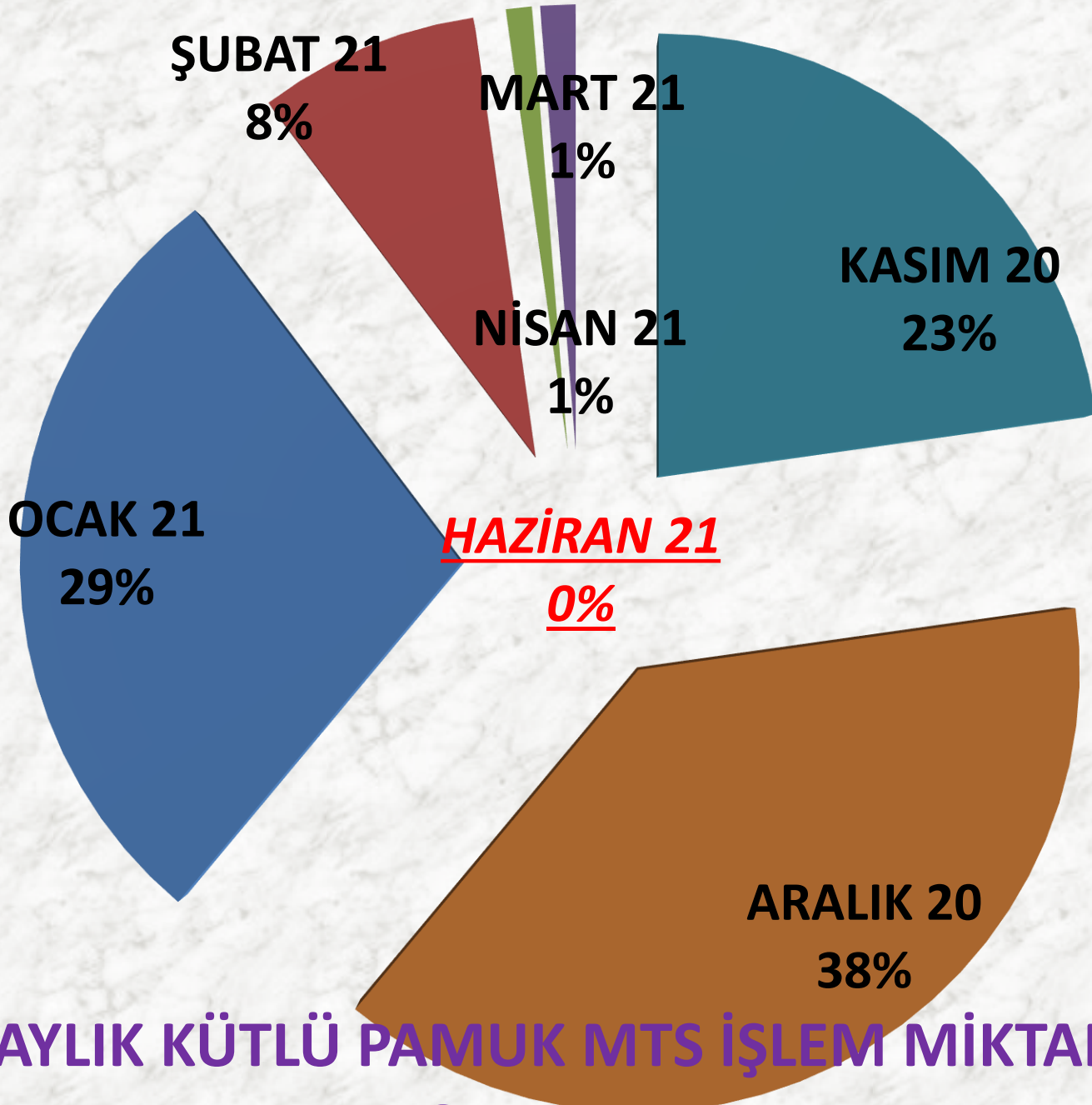
<b>ORTALAMA FİYAT</b>	<b>2019 HAZİRAN</b>	<b>2020 HAZİRAN</b>		<b>2021 HAZİRAN</b>	
<b>MTS</b>	-	-	-	-	-

# AYLIK KÜTLÜ PAMUK FİYAT TRENDİ (TL)



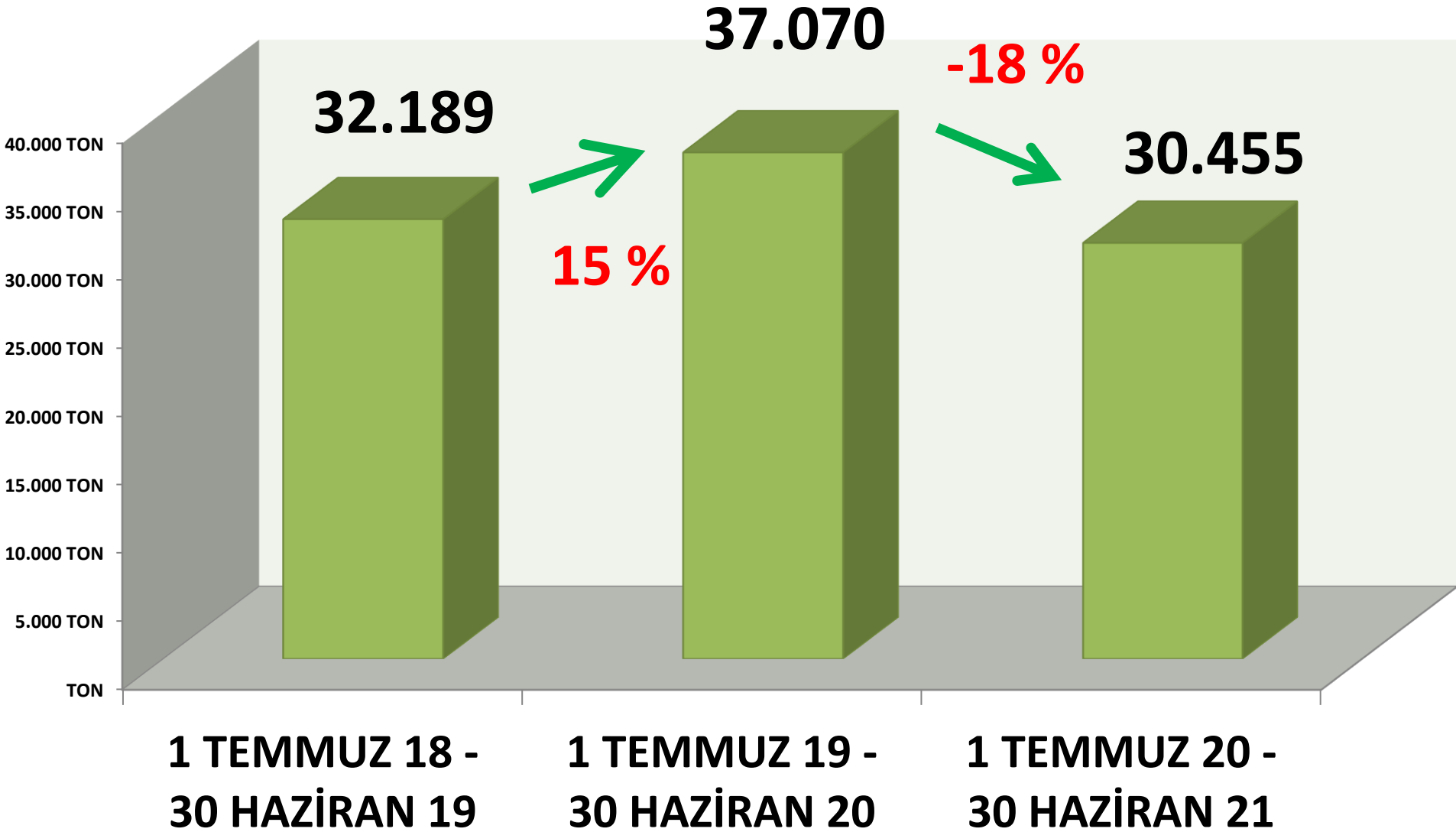
# AYLIK KÜTLÜ PAMUK İŞLEM MİKTARI (TON)





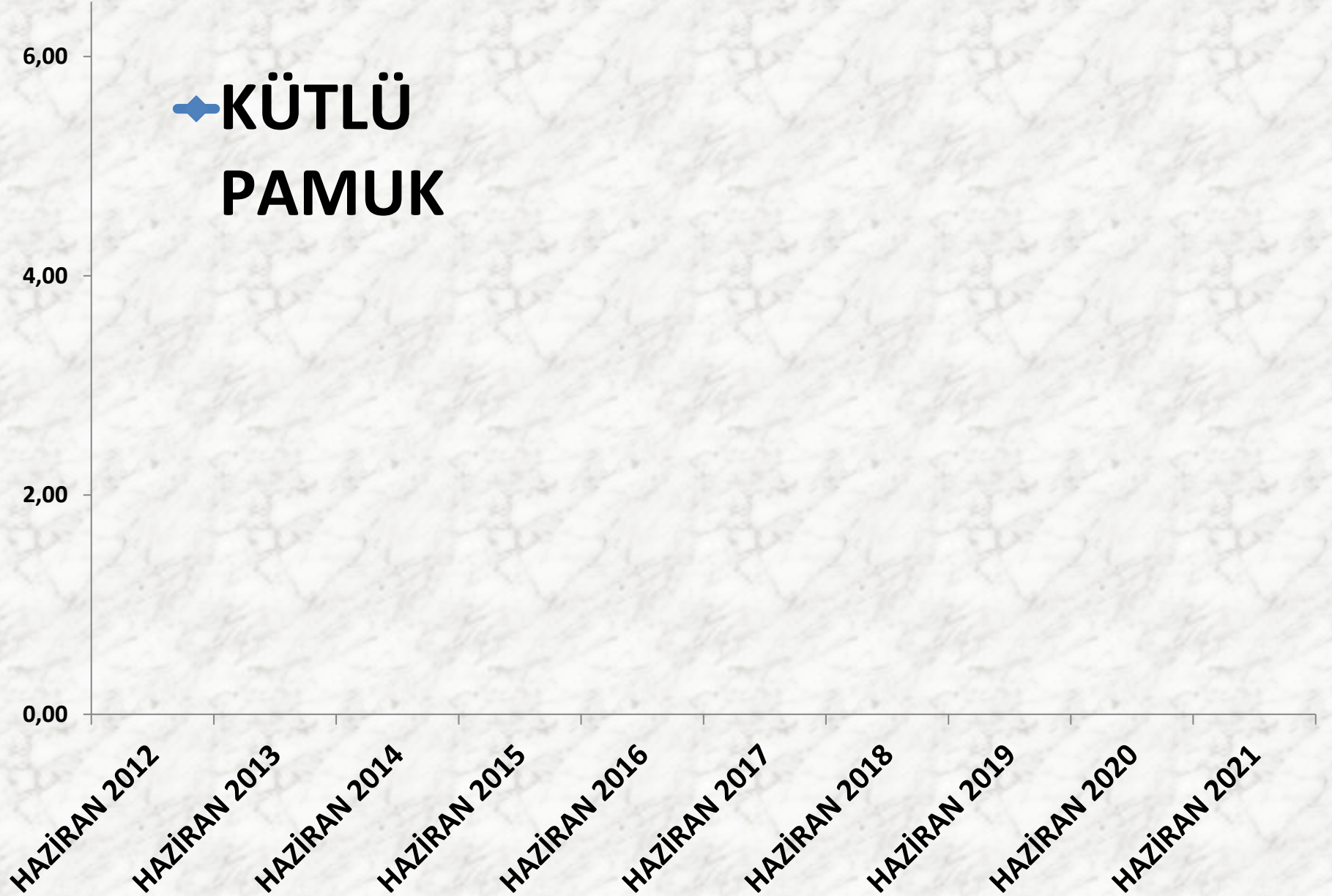
**AYLIK KÜTLÜ PAMUK MTS İŞLEM MİKTARI  
ORANLARI**

# YILLIK TOPLAM KÜTLÜ PAMUK İŞLEM MİKTARI (TON)



# HAZİRAN AYLARI K.PAMUK FİYAT TRENDİ (TL)

← KÜTLÜ  
PAMUK



# MAHLIÇ PAMUK

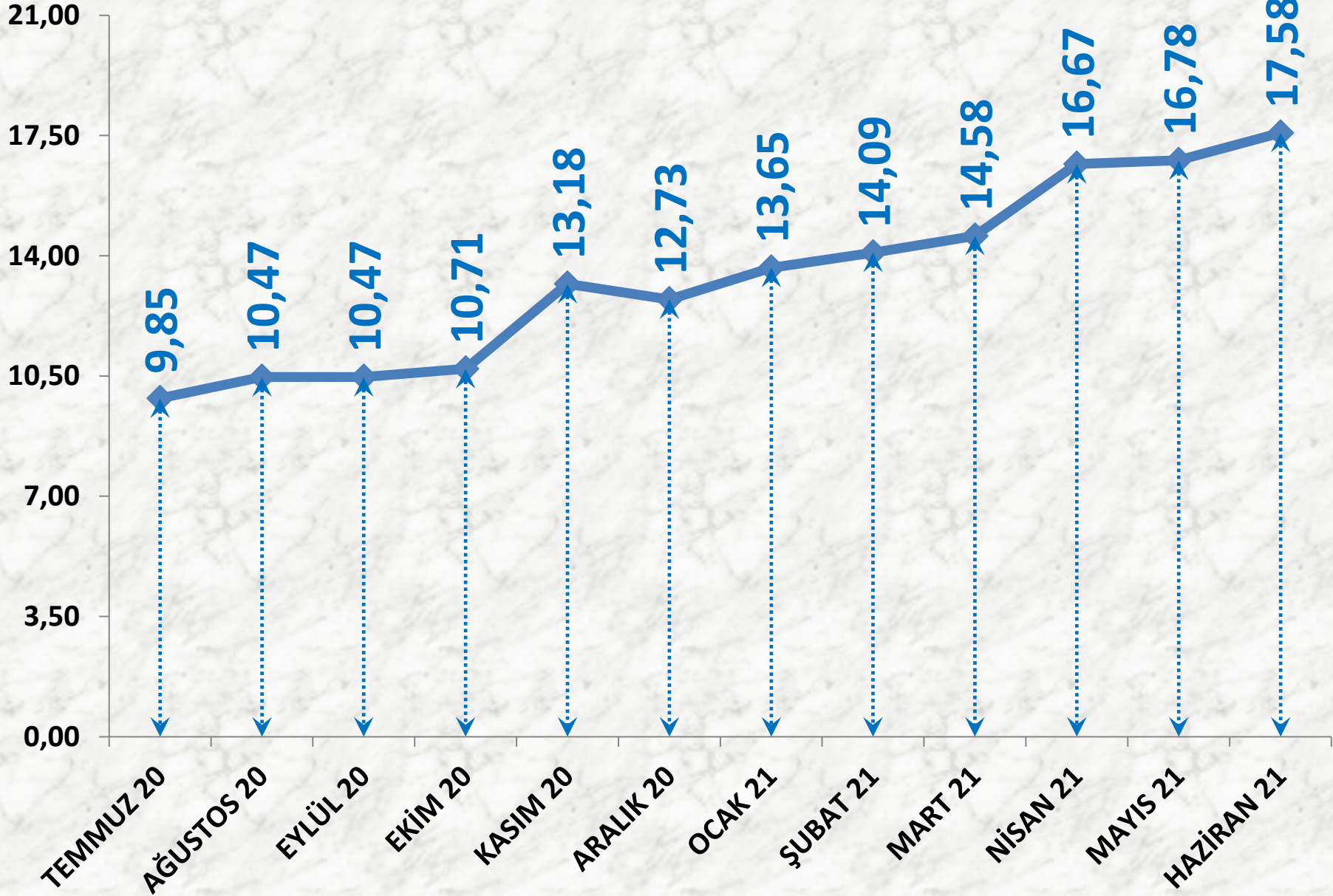
İŞLEM MİKTARI (TON)	2019 HAZİRAN	2020 HAZİRAN		2021 HAZİRAN	
TTS	153 TON	315%	637 TON	43%	909 TON

EN AZ FİYAT	2019 HAZİRAN	2020 HAZİRAN		2021 HAZİRAN	
TTS	11,20 TL	-15%	9,50 TL	72%	16,35 TL

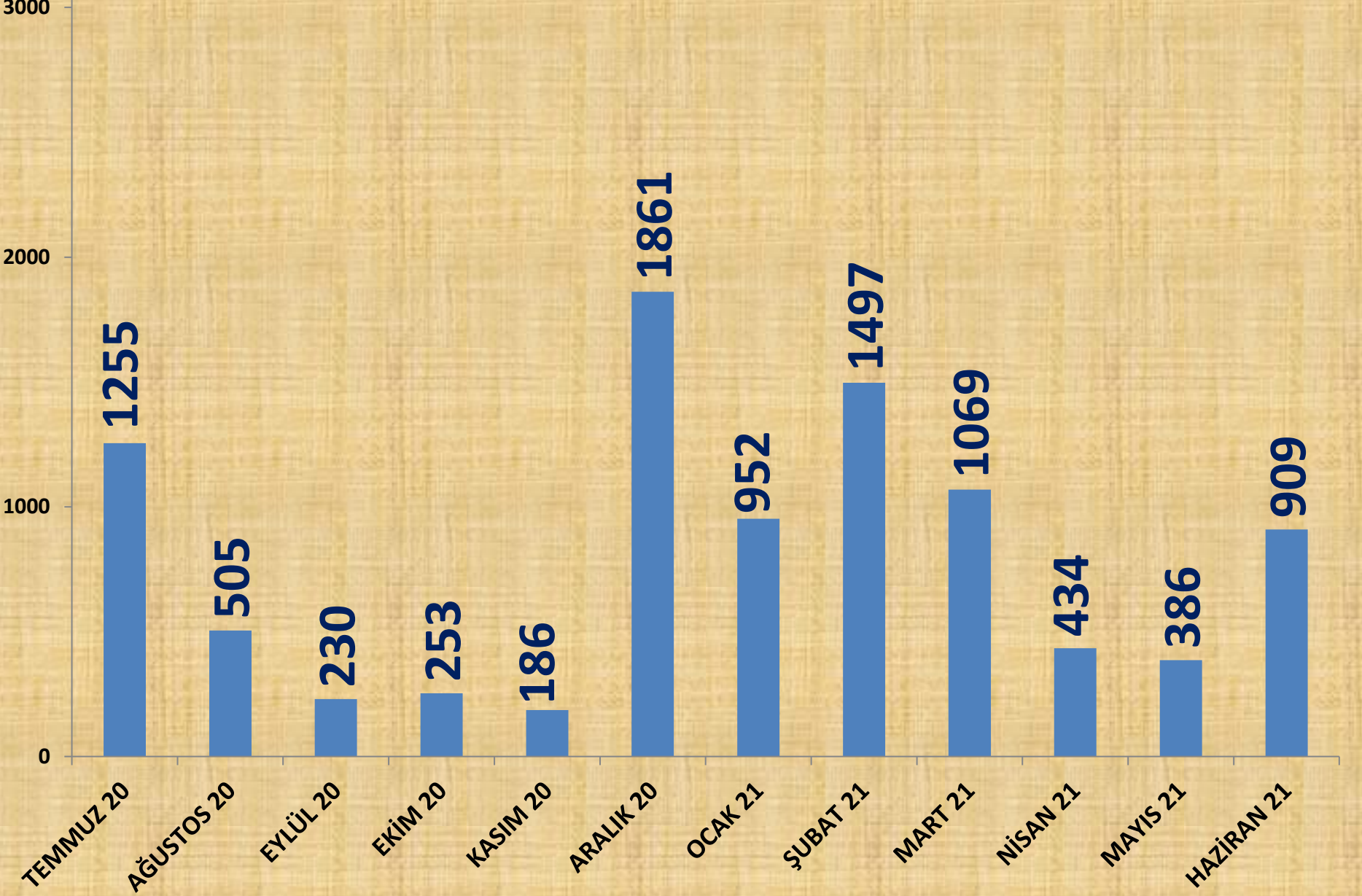
EN ÇOK FİYAT	2019 HAZİRAN	2020 HAZİRAN		2021 HAZİRAN	
TTS	11,20 TL	-11%	10,00 TL	87%	18,70 TL

ORTALAMA FİYAT	2019 HAZİRAN	2020 HAZİRAN		2021 HAZİRAN	
TTS	11,20 TL	-11%	9,93 TL	77%	17,58 TL

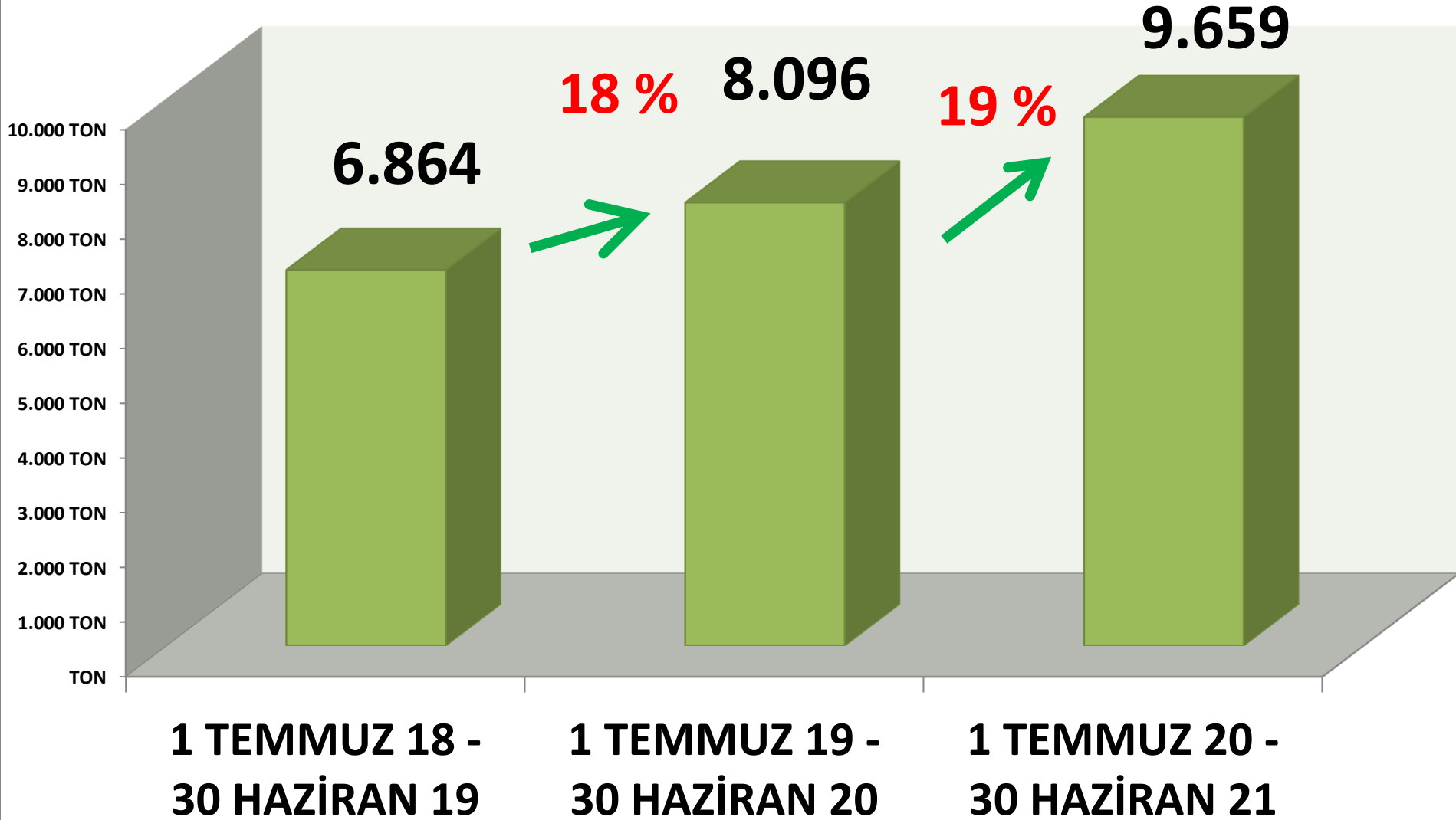
# AYLIK MAHLIÇ PAMUK FİYAT TRENDİ (TL)



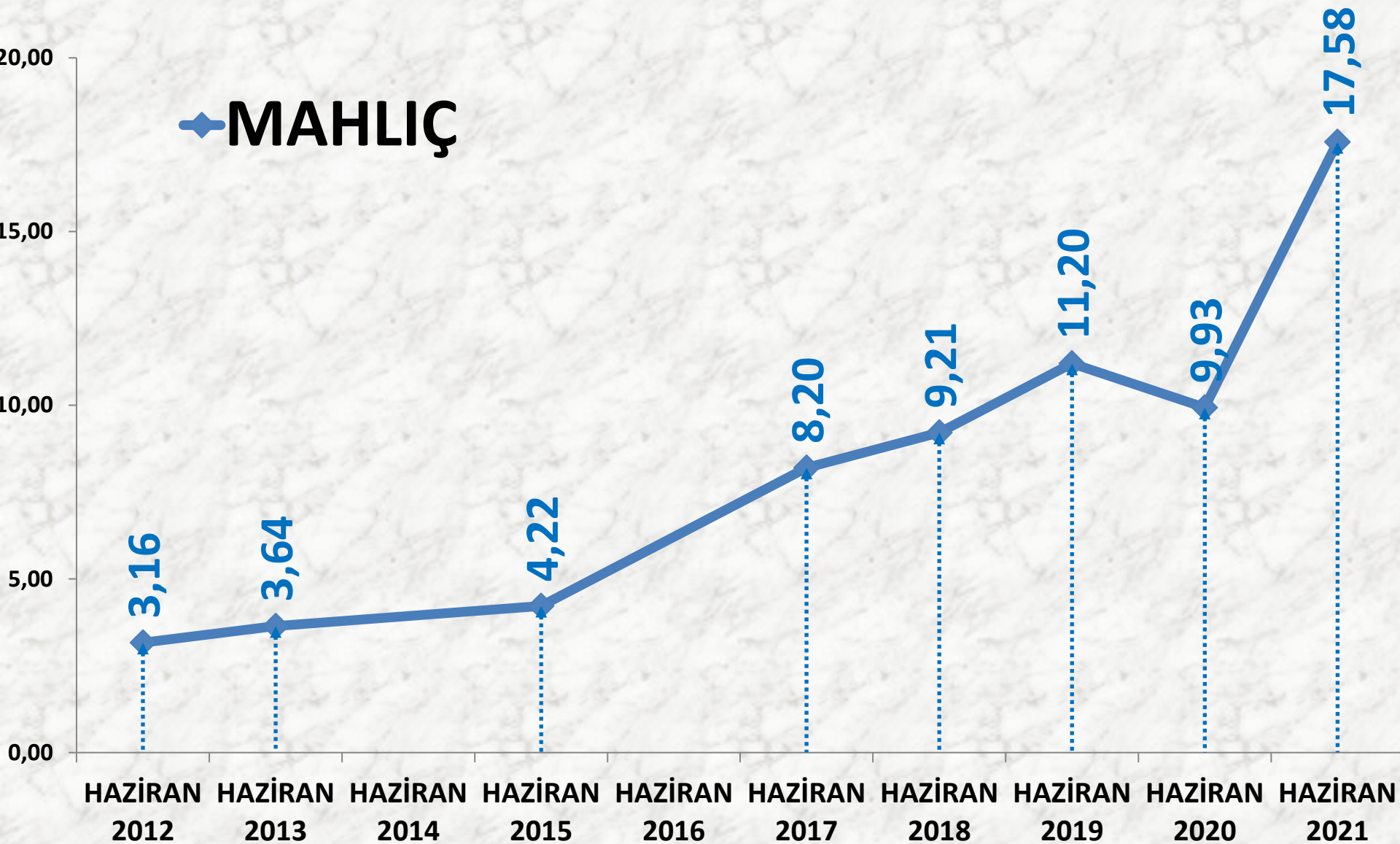
# AYLIK MAHLIÇ PAMUK İŞLEM MİKTARI (TON)



# YILLIK TOPLAM MAHLIÇ PAMUK İŞLEM MİKTARI (TON)



# HAZİRAN AYLARI MAHLIÇ PAMUK FİYAT ORT. (TL)



# KEKİK

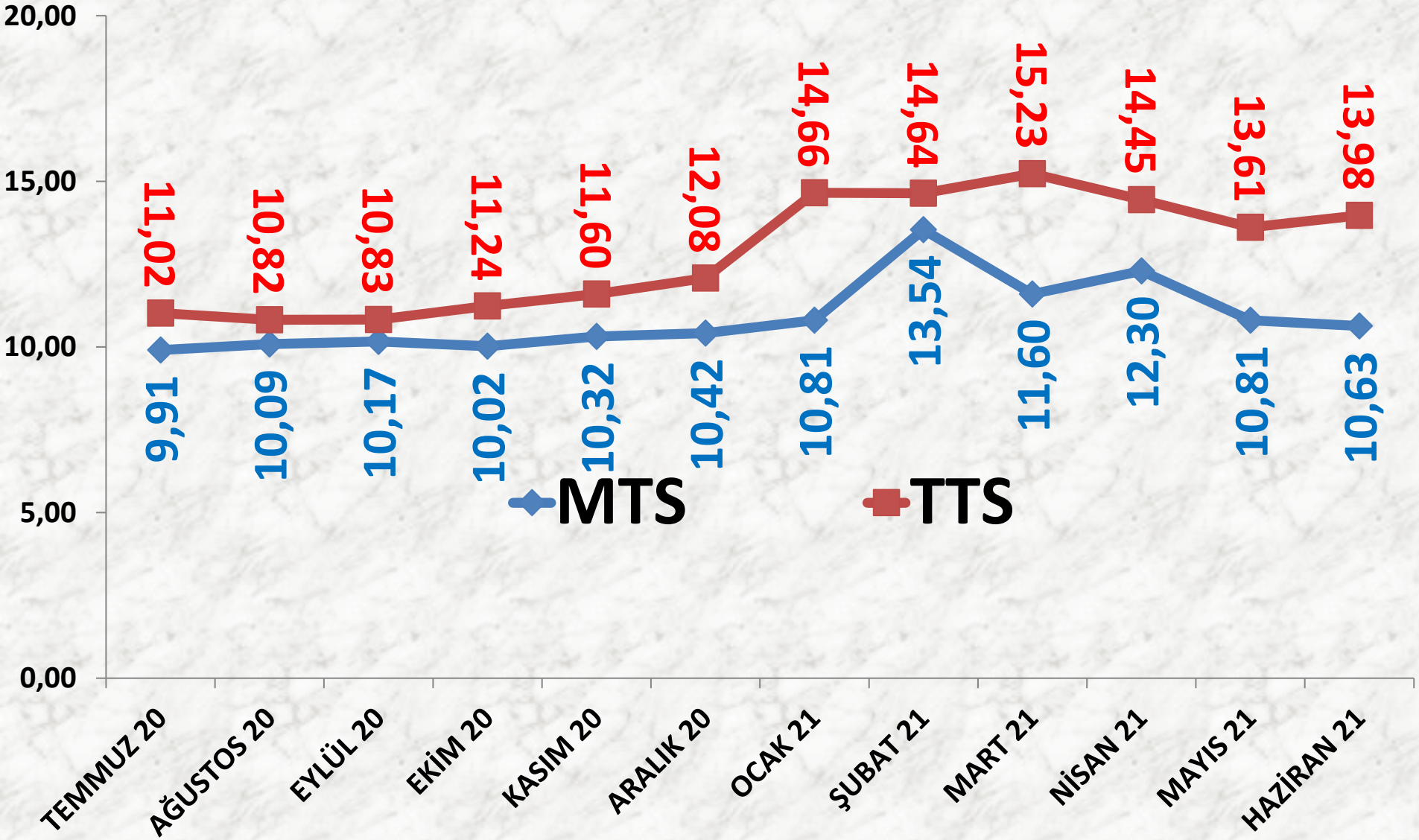
<b>İŞLEM HACMI (TON)</b>	<b>2019 HAZİRAN</b>	<b>2020 HAZİRAN</b>		<b>2021 HAZİRAN</b>	
<i>MTS</i>	<b>95 TON</b>	<b>289%</b>	<b>369 TON</b>	<b>-21%</b>	<b>291 TON</b>
<i>TTS</i>	<b>209 TON</b>	<b>36%</b>	<b>284 TON</b>	<b>-23%</b>	<b>218 TON</b>

<b>EN AZ FİYAT</b>	<b>2019 HAZİRAN</b>	<b>2020 HAZİRAN</b>		<b>2021 HAZİRAN</b>	
<i>MTS</i>	<b>6,63 TL</b>	<b>24%</b>	<b>8,25 TL</b>	<b>16%</b>	<b>9,54 TL</b>
<i>TTS</i>	<b>5,00 TL</b>	<b>100%</b>	<b>10,00 TL</b>	<b>-5%</b>	<b>9,50 TL</b>

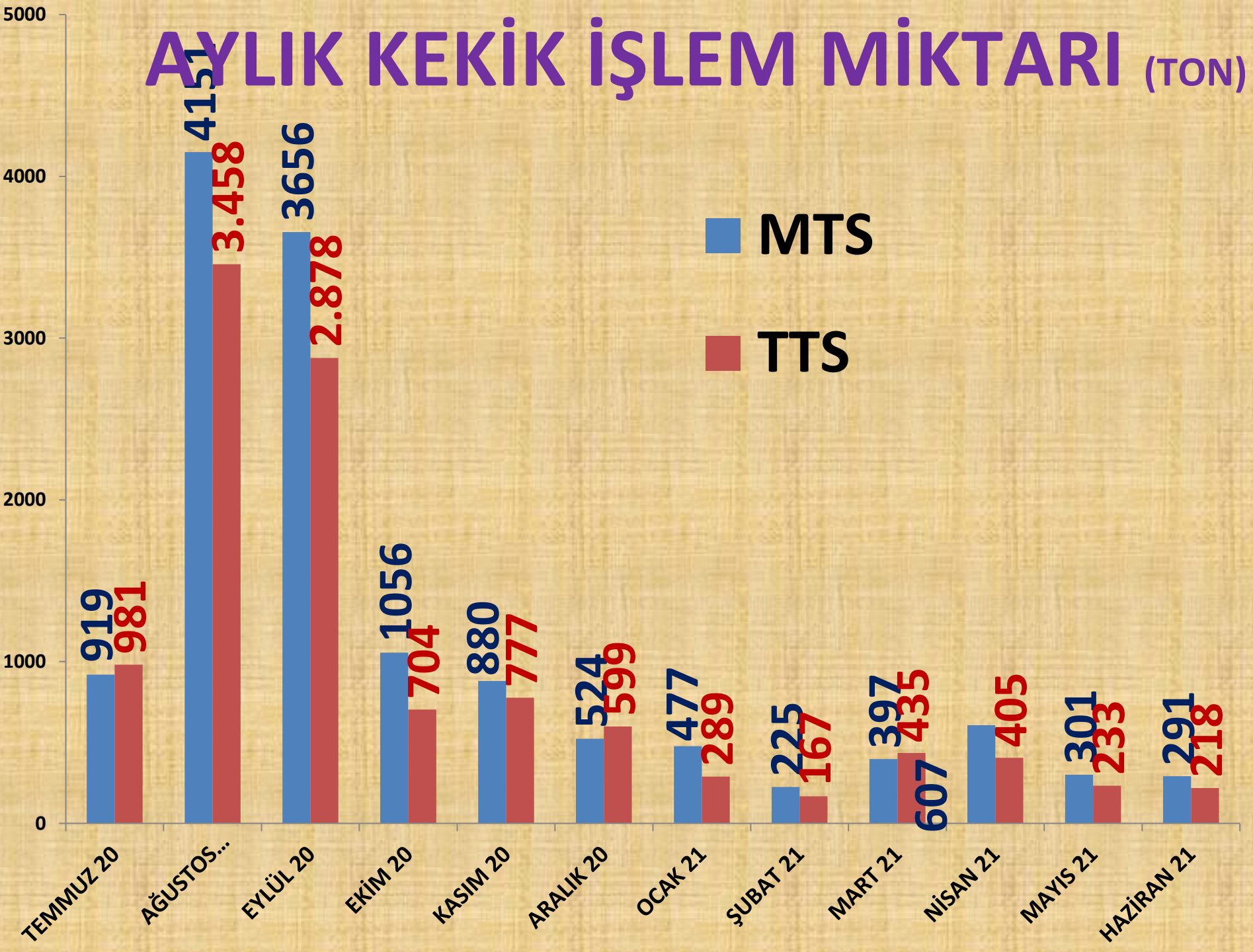
<b>EN ÇOK FİYAT</b>	<b>2019 HAZİRAN</b>	<b>2020 HAZİRAN</b>		<b>2021 HAZİRAN</b>	
<i>MTS</i>	<b>8,88 TL</b>	<b>24%</b>	<b>11,05 TL</b>	<b>43%</b>	<b>15,77 TL</b>
<i>TTS</i>	<b>20,79 TL</b>	<b>-7%</b>	<b>19,31 TL</b>	<b>33%</b>	<b>25,70 TL</b>

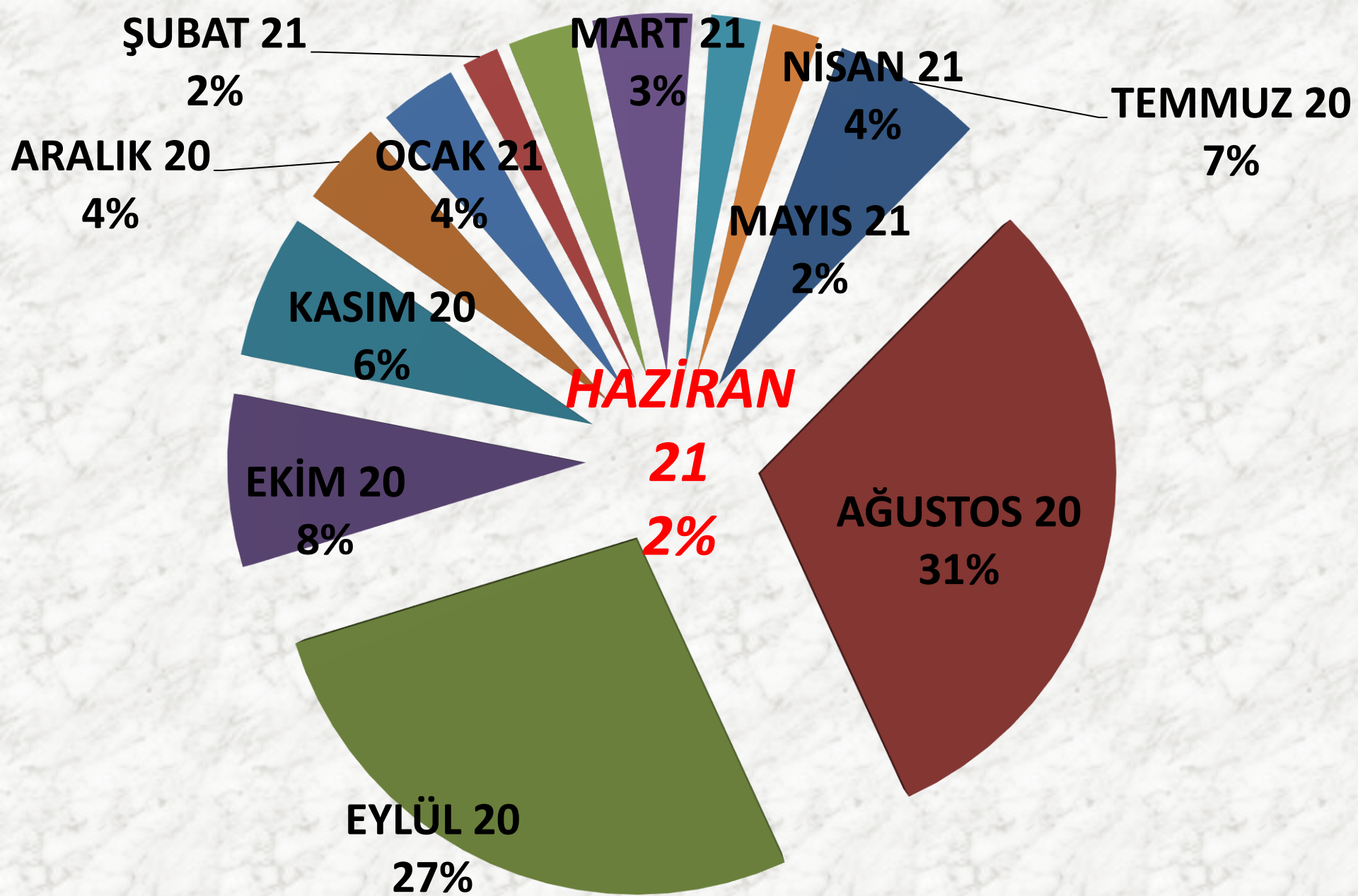
<b>ORT. FİYAT</b>	<b>2019 HAZİRAN</b>	<b>2020 HAZİRAN</b>		<b>2021 HAZİRAN</b>	
<i>MTS</i>	<b>8,08 TL</b>	<b>18%</b>	<b>9,56 TL</b>	<b>11%</b>	<b>10,63 TL</b>
<i>TTS</i>	<b>8,87 TL</b>	<b>17%</b>	<b>10,40 TL</b>	<b>34%</b>	<b>13,98 TL</b>

# AYLIK KEKİK FİYAT TRENDİ<sub>(TL)</sub>



# AYLIK KEKİK İŞLEM MİKTARI (TON)



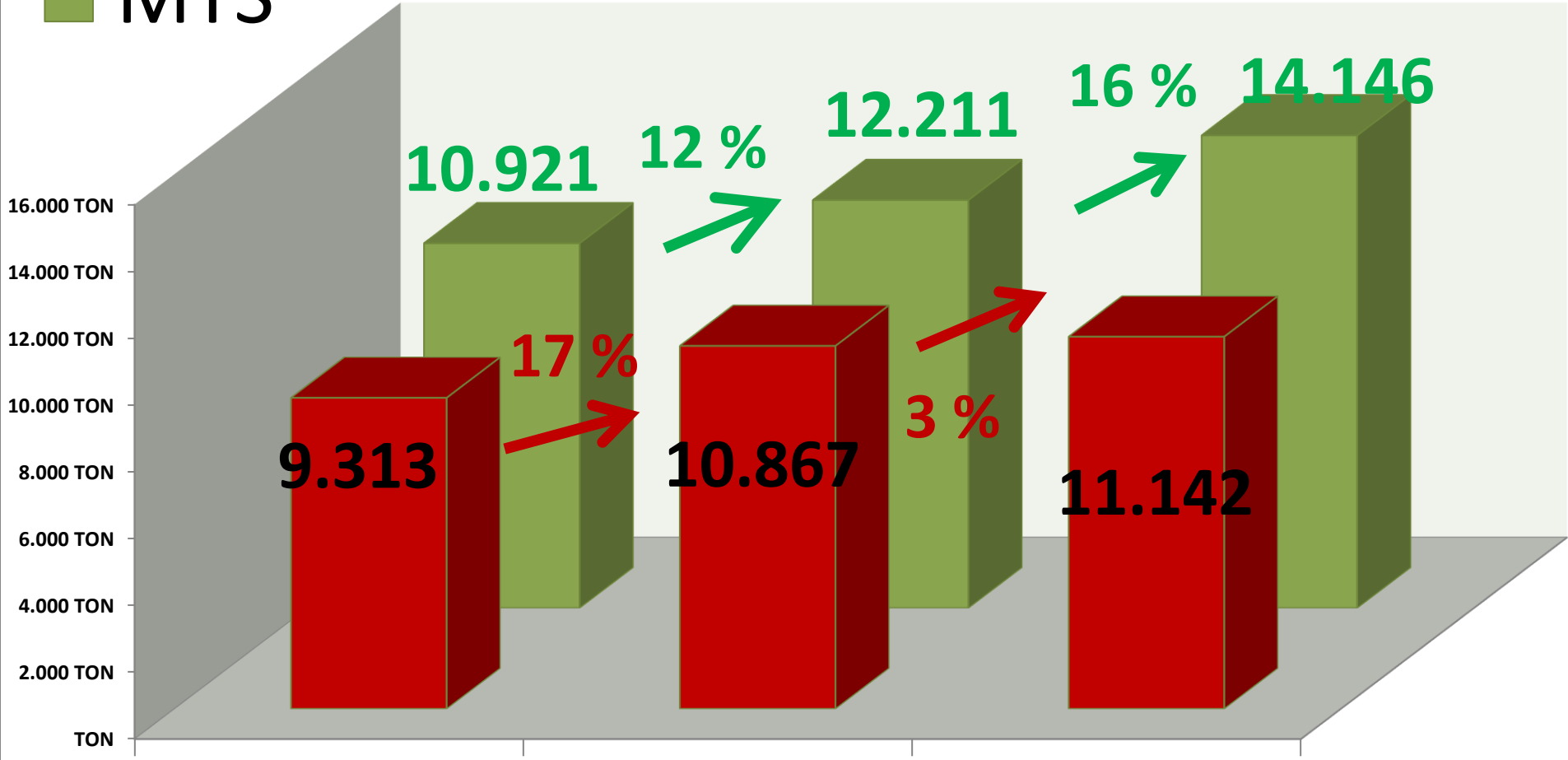


**AYLIK KEKİK MTS İŞLEM MİKTARI ORANLARI**

# YILLIK TOPLAM KEKİK İŞLEM MİKTARI (TON)

■ TTS

■ MTS



1 TEMMUZ 18 -  
30 HAZİRAN 19

1 TEMMUZ 19 -  
30 HAZİRAN 20

1 TEMMUZ 20 -  
30 HAZİRAN 21

# ANASON

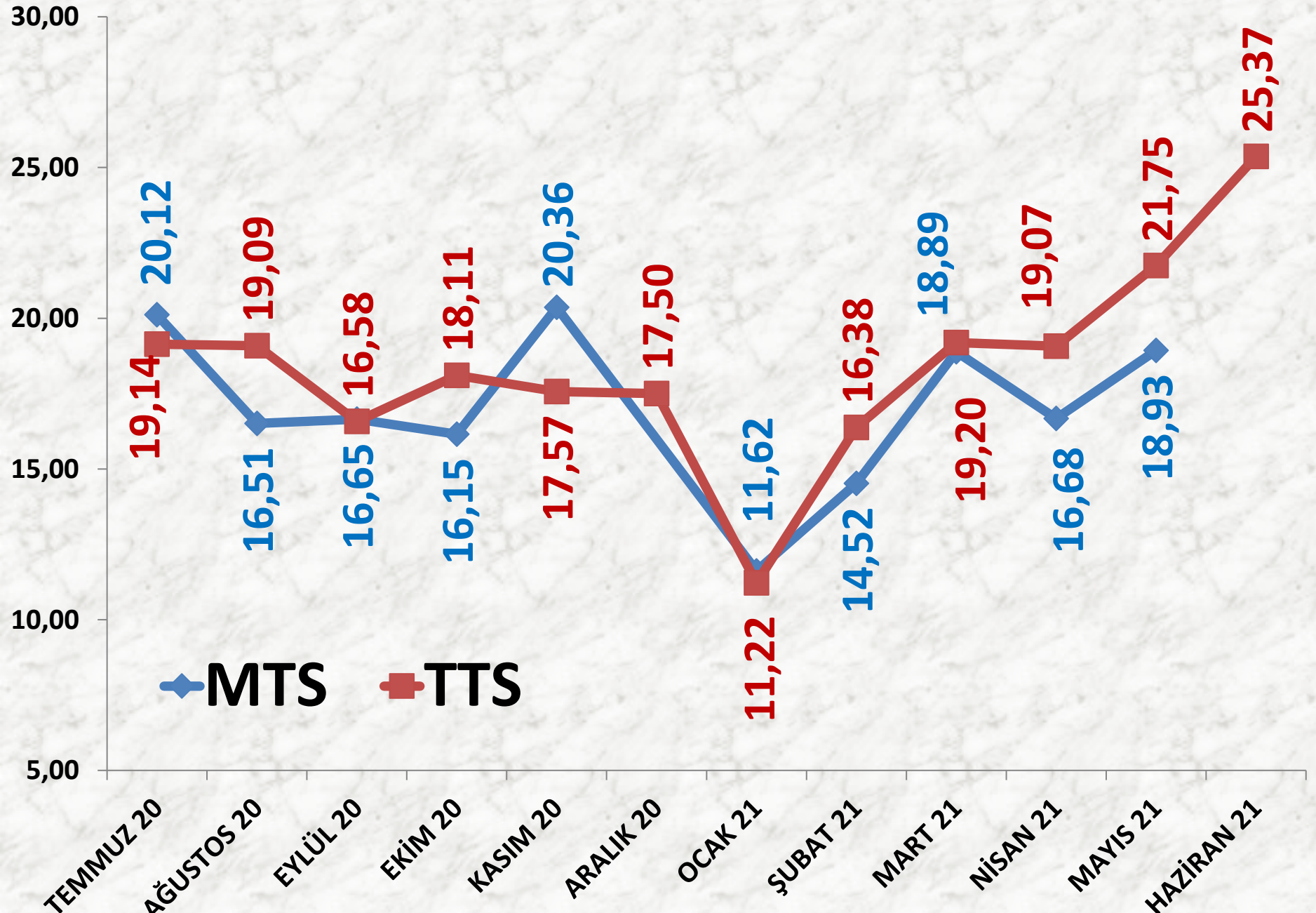
İŞLEM MİKTARI (TON)	2019 HAZİRAN	2020 HAZİRAN		2021 HAZİRAN	
MTS	-	-	53 TON	-100%	TON
TTS	8 TON	2118%	175 TON	-94%	10 TON

EN AZ FİYAT	2019 HAZİRAN	2020 HAZİRAN		2021 HAZİRAN	
MTS	-	-	16,52 TL	-	-
TTS	21,50 TL	-12%	19,00 TL	30%	24,75 TL

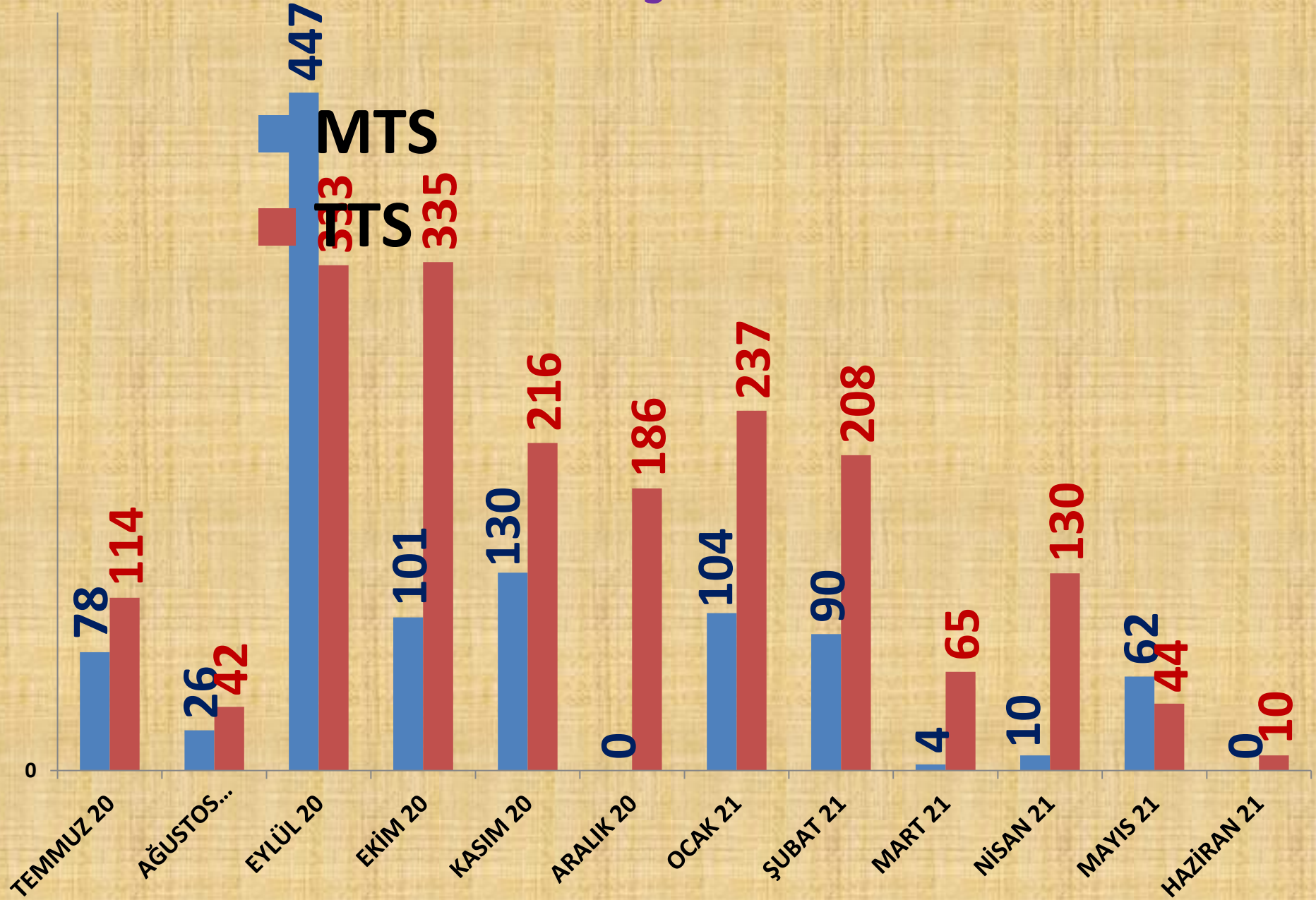
EN ÇOK FİYAT	2019 HAZİRAN	2020 HAZİRAN		2021 HAZİRAN	
MTS	-	-	24,66 TL	-	-
TTS	27,37 TL	-11%	24,24 TL	5%	25,41 TL

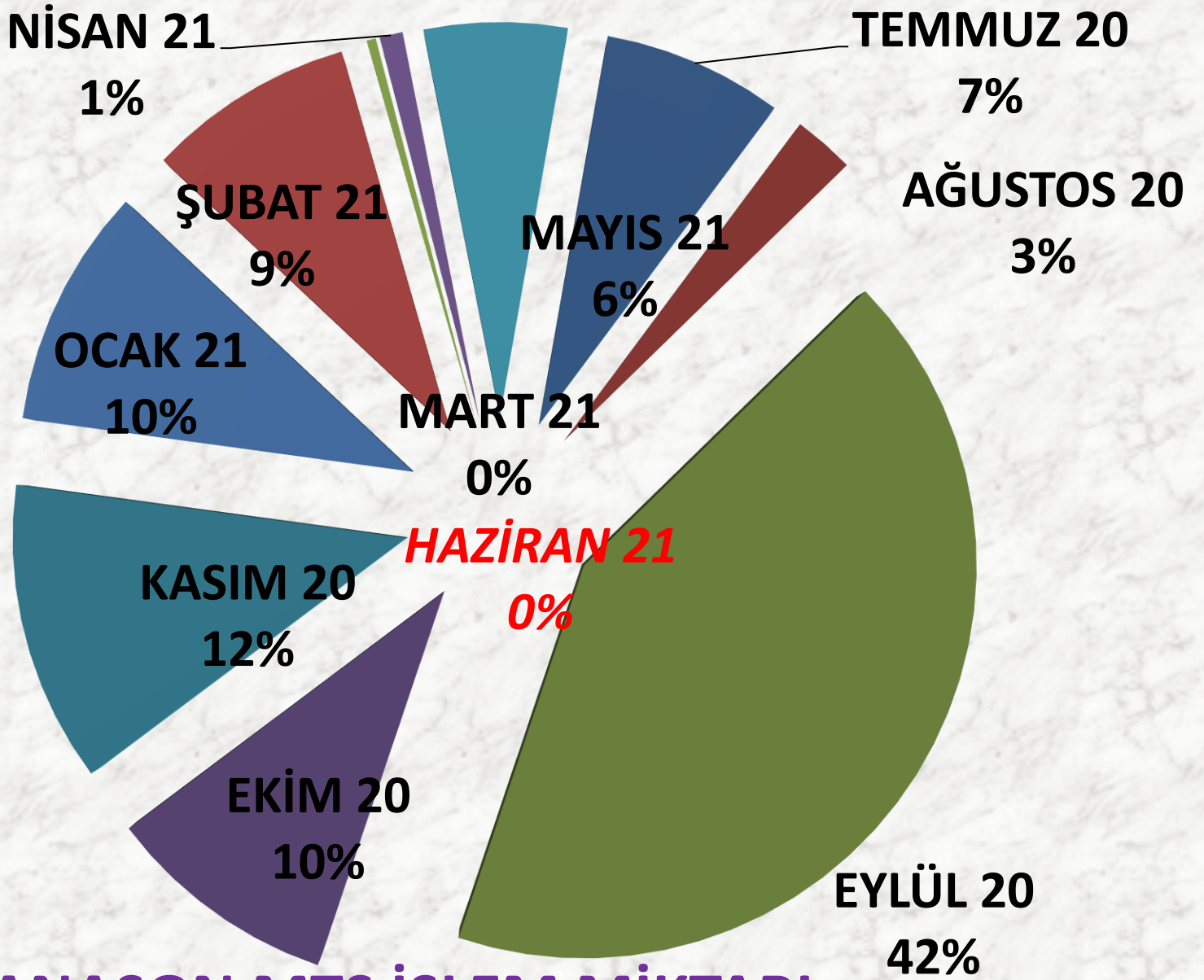
ORT. FİYAT	2019 HAZİRAN	2020 HAZİRAN		2021 HAZİRAN	
MTS	-	-	24,51 TL	-	-
TTS	22,71 TL	-13%	19,78 TL	28%	25,37 TL

# AYLIK ANASON FIYAT TRENDİ (TL)



# AYLIK ANASON İŞLEM MİKTARI (TON)



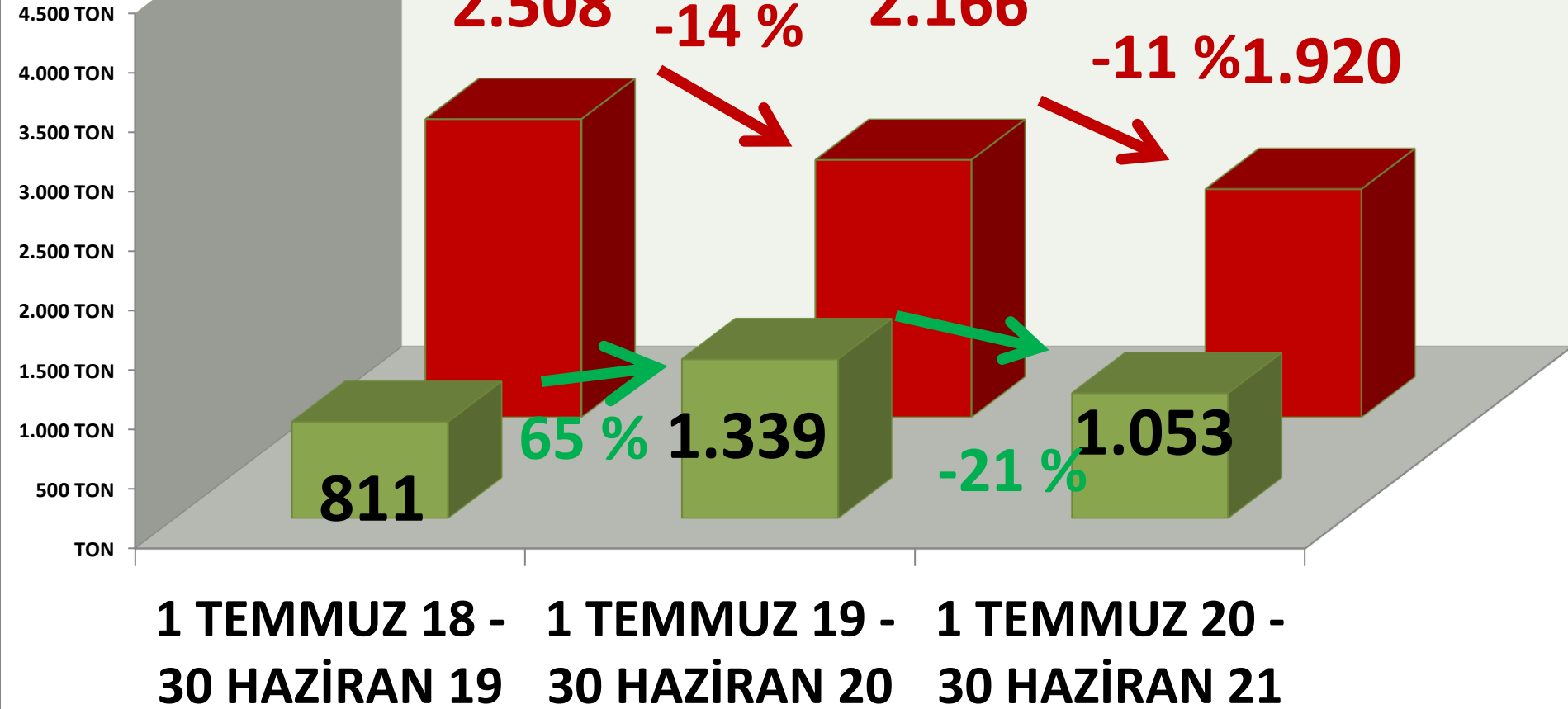


**AYLIK ANASON MTS İŞLEM MİKTARI  
ORANLARI**

# YILLIK TOPLAM ANASON İŞLEM MİKTARI (TON)

■ MTS

■ TTS



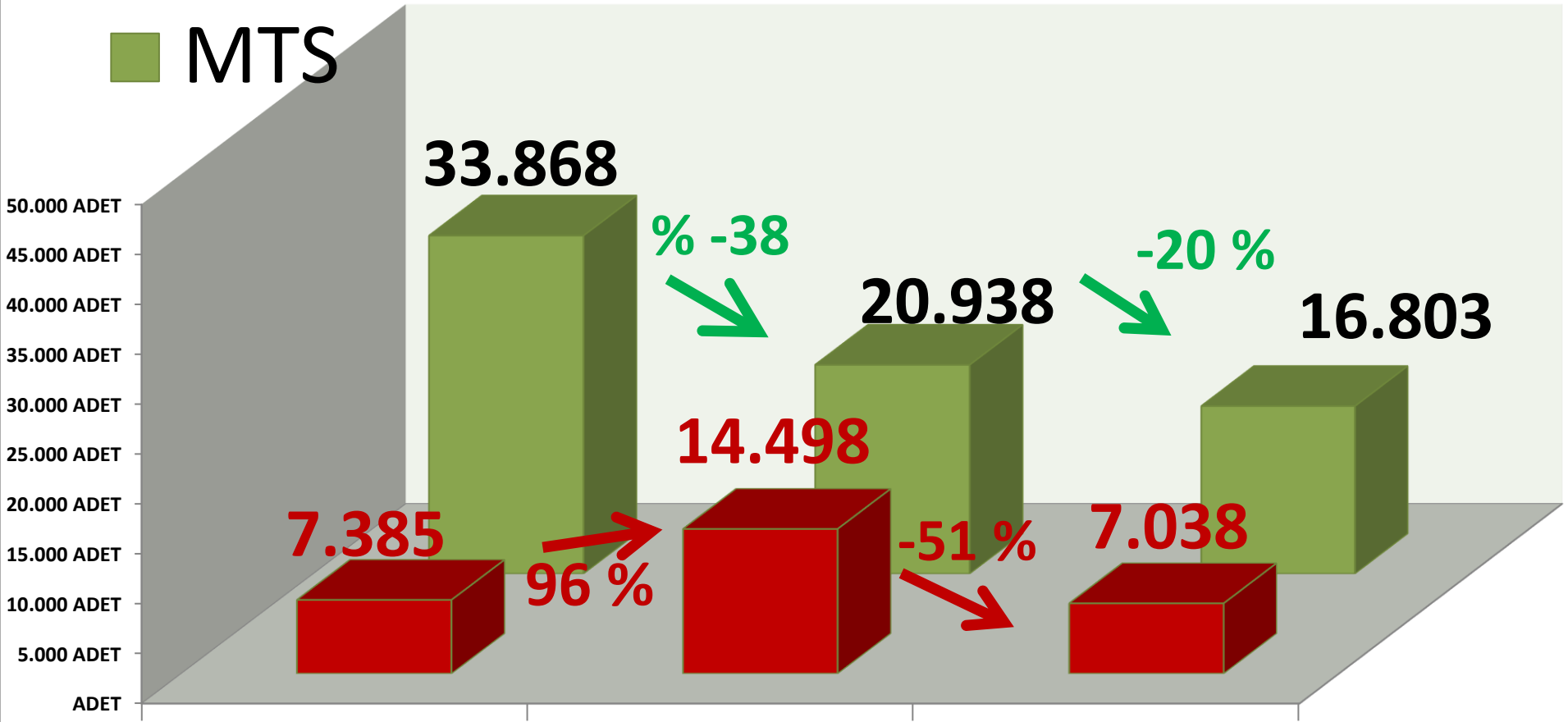
# KASAPLIK CANLI HAYVAN

BÜYÜKBAŞ (ADET)	2019 HAZİRAN	2020 HAZİRAN		2021 HAZİRAN	
MTS	2458 ADET	-41%	1451 ADET	-2%	1422 ADET
TTS	682 ADET	76%	1203 ADET	-24%	909 ADET

KÜÇÜKBAŞ (ADET)	2019 HAZİRAN	2020 HAZİRAN		2021 HAZİRAN	
MTS	4707 ADET	-30%	3273 ADET	16%	3788 ADET
TTS	2313 ADET	-48%	1204 ADET	86%	2236 ADET

# TTS YILLIK TOPLAM BÜYÜKBAŞ İŞLEM (ADET)

■ MTS



1 TEMMUZ 18

1 TEMMUZ 19

1 TEMMUZ 20

-

-

-

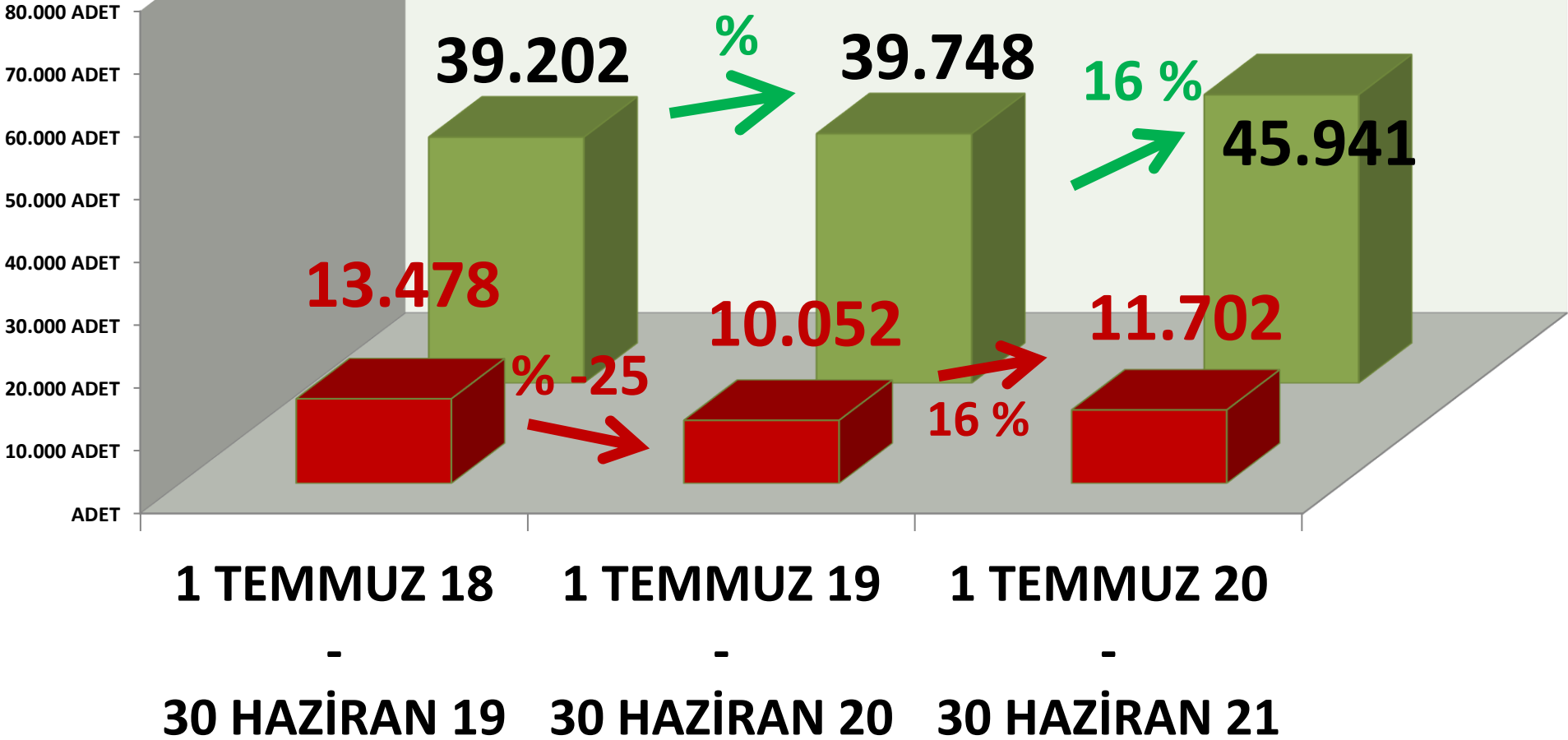
30 HAZİRAN 19

30 HAZİRAN 20

30 HAZİRAN 21

# TTS YILLIK TOPLAM KÜÇÜKBAŞ İŞLEM (ADET)

■ MTS





DINLEDİĞİNİZ İÇİN  
TEŞEKKÜR EDERİM

RECEP MENGİ

