



EKİM 2021 TESCİL SUNUMU



İŞLEM HACMİ VE TESCİL GELİRİ VERİLERİ

	2019 EKİM		2020 EKİM		2021 EKİM
İŞLEM HACMİ	441 MİLYON TL	5%	464 MİLYON TL	4%	484 MİLYON TL
TESCİL GELİRİ	399.029 TL	7%	427.506 TL	8%	459.720 TL



2020 EKİM

ÜRÜN GRUBU	Miktar(kg./lt/adet)	Tutar(TL)
BAKLİYAT VE MAMÜLLERİ	1.216.821	6.832.338
BİTKİSEL YAĞLAR	0	0
KOTASYON DIŞI ÜRÜNLER	74.654.098	180.499.863
HAM DERİLER VE BAĞIRSAKLAR	12.827	49.888
HAYVANSAL YAĞLAR	182	6.473
HUBUBAT .	61.109.893	77.489.391
HUBUBAT MAMÜLLERİ	325.590	589.170
KASAPLIK CANLI HAYVANLAR	7.725	21.180.912
KURU MEYVELER	3.671.358	40.112.227
KÜSPELER	45.080	50.160
ORMAN MAHSÜLLERİ	173.119	814.627
TEKSTİL HAMMADDELERİ	1.381.287	3.961.335
YAĞLI TOHUMLAR	9.889.797	132.872.477
TOPLAM	152.487.777	464.458.862

2021 EKİM

ÜRÜN GRUBU	Miktar(kg./lt/adet)	Tutar(TL)
BAKLİYAT VE MAMÜLLERİ	605.266	5.586.939
BİTKİSEL YAĞLAR	2.000	28.000
KOTASYON DIŞI ÜRÜNLER	86.965.441	309.140.885
HAM DERİLER VE BAĞIRSAKLAR	17.562	102.352
HAYVANSAL YAĞLAR	387	9.158
HUBUBAT .	20.790.932	36.616.780
HUBUBAT MAMÜLLERİ	177.066	510.392
KASAPLIK CANLI HAYVANLAR	6.713	25.094.443
KURU MEYVELER	1.955.734	27.434.095
KÜSPELER	68.620	120.058
ORMAN MAHSÜLLERİ	165.199	1.138.466
TEKSTİL HAMMADDELERİ	135.290	4.959.326
YAĞLI TOHUMLAR	6.703.460	73.509.232
TOPLAM	117.593.670	484.250.126

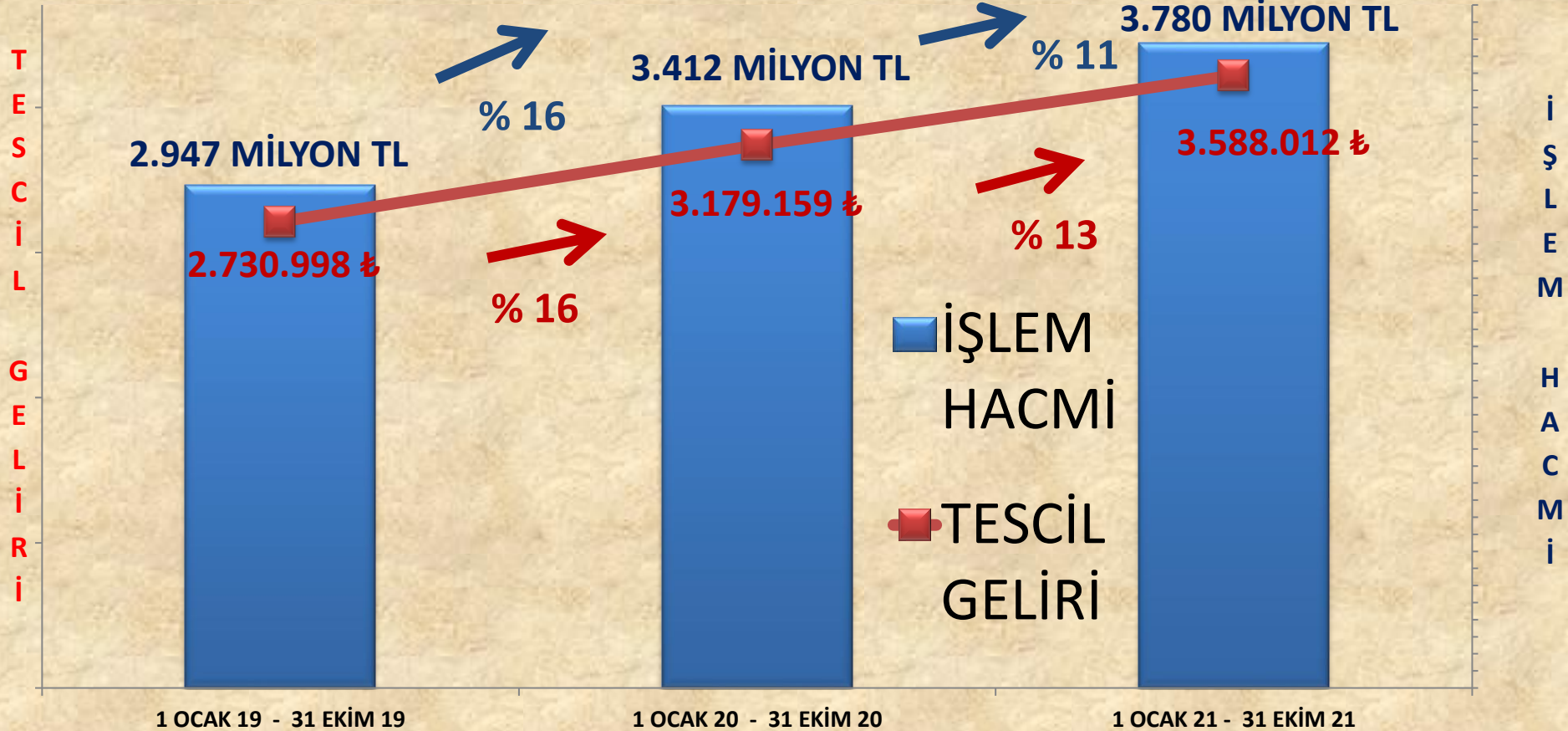
2020 -2021 EKİM DEĞİŞİM

ÜRÜN GRUBU	Miktar(kg./lt/adet)	Tutar(TL)
BAKLİYAT VE MAMÜLLERİ	-611.555	-1.245.398
BİTKİSEL YAĞLAR	2.000	28.000
KOTASYON DIŞI ÜRÜNLER	12.311.344	128.641.022
HAM DERİLER VE BAĞIRSAKLAR	4.735	52.464
HAYVANSAL YAĞLAR	205	2.685
HUBUBAT .	-40.318.961	-40.872.611
HUBUBAT MAMÜLLERİ	-148.524	-78.778
KASAPLIK CANLI HAYVANLAR	-1.012	3.913.531
KURU MEYVELER	-1.715.624	-12.678.132
KÜSPELER	23.540	69.898
ORMAN MAHSÜLLERİ	-7.920	323.839
TEKSTİL HAMMADDELERİ	-1.245.997	997.991
YAĞLI TOHUMLAR	-3.186.337	-59.363.246
TOPLAM	-34.894.107	19.791.264

	2020 – 2021 EKİM DEĞİŞİM ORANI	
ÜRÜN GRUBU	Miktar(kg./lt/adet)	Tutar(TL)
BAKLİYAT VE MAMÜLLERİ	-50%	-18%
BITKİSEL YAĞLAR	-	-
KOTASYON DIŞI ÜRÜNLER	16%	71%
HAM DERİLER VE BAĞIRSAKLAR	37%	105%
HAYVANSAL YAĞLAR	112%	41%
HUBUBAT .	-66%	-53%
HUBUBAT MAMÜLLERİ	-46%	-13%
KASAPLIK CANLI HAYVANLAR	-13%	18%
KURU MEYVELER	-47%	-32%
KÜSPELER	52%	139%
ORMAN MAHSÜLLERİ	-5%	40%
TEKSTİL HAMMADDELERİ	-90%	25%
YAĞLI TOHUMLAR	-32%	-45%
TOPLAM	<u>-23%</u>	<u>4%</u>

İŞLEM HACMİ VE TESCİL GELİRİ VERİLERİ

	1 OCAK 19 - 31 EKİM 19		1 OCAK 20 - 31 EKİM 20		1 OCAK 21 - 31 EKİM 21
İŞLEM HACMİ	2.947 MİLYON TL	16%	3.412 MİLYON TL	11%	3.780 MİLYON TL
TESCİL GELİRİ	2.730.998 TL	16%	3.179.159 TL	13%	3.588.012 TL



1 OCAK – 31 EKİM 2020

	Miktar(kg./lt/adet)	Tutar(TL)
BAKLİYAT VE MAMÜLLERİ	9.374.148	44.792.213
BİTKİSEL YAĞLAR	31.465	377.920
KOTASYON DIŐI ÜRÜNLER	604.870.669	1.672.970.584
HAM DERİLER VE BAĞIRSAKLAR	187.660	840.280
HAYVANSAL YAĞLAR	6.549	204.017
HUBUBAT .	228.090.477	294.419.566
HUBUBAT MAMÜLLERİ	2.365.056	3.728.193
KASAPLIK CANLI HAYVANLAR	67.294	199.024.394
KURU MEYVELER	28.057.083	322.384.203
KÜSPELER	588.416	554.068
MEYVE ÇEKİRDEKLERİ	77.125	189.548
ORMAN MAHSÜLLERİ	2.685.970	9.612.086
TEKSTİL HAMMADDELERİ	24.850.591	135.867.749
YAĞLI TOHUMLAR	64.814.313	726.838.267
TOPLAM	<u>966.066.815</u>	<u>3.411.803.087</u>

1 OCAK – 31 EKİM 2021

	Miktar(kg./lt/adet)	Tutar(TL)
BAKLİYAT VE MAMÜLLERİ	6.263.589	46.412.552
BİTKİSEL YAĞLAR	15.058	244.383
KOTASYON DIŞI ÜRÜNLER	752.250.908	2.117.288.743
HAM DERİLER VE BAĞIRSAKLAR	955.500	1.299.645
HAYVANSAL YAĞLAR	9.914	351.387
HUBUBAT .	116.484.558	248.488.626
HUBUBAT MAMÜLLERİ	3.142.483	7.323.006
KASAPLIK CANLI HAYVANLAR	69.061	245.955.211
KURU MEYVELER	22.332.221	280.850.001
KÜSPELER	611.770	1.032.227
MEYVE ÇEKİRDEKLERİ	56.888	196.345
ORMAN MAHSÜLLERİ	3.714.031	20.393.975
TEKSTİL HAMMADDELERİ	18.722.293	178.417.439
YAĞLI TOHUMLAR	53.672.530	631.497.175
TOPLAM	<u>978.300.803</u>	<u>3.779.750.713</u>

1 OCAK – 31 EKİM 20 /21 DEĞİŞİM

	Miktar(kg./lt/adet)	Tutar(TL)
BAKLİYAT VE MAMÜLLERİ	-3.110.559	1.620.340
BİTKİSEL YAĞLAR	-16.408	-133.537
KOTASYON DIŞI ÜRÜNLER	147.380.239	444.318.159
HAM DERİLER VE BAĞIRSAKLAR	767.840	459.365
HAYVANSAL YAĞLAR	3.365	147.370
HUBUBAT	-111.605.919	-45.930.941
HUBUBAT MAMÜLLERİ	777.428	3.594.813
KASAPLIK CANLI HAYVANLAR	1.767	46.930.817
KURU MEYVELER	-5.724.862	-41.534.203
KÜSPELER	23.354	478.158
MEYVE ÇEKİRDEKLERİ	-20.237	6.798
ORMAN MAHSÜLLERİ	1.028.061	10.781.889
TEKSTİL HAMMADDELERİ	-6.128.298	42.549.690
YAĞLI TOHUMLAR	-11.141.782	-95.341.092
TOPLAM	12.233.988	367.947.626

1 OCAK – 31 EKİM 20 /21 % DEĞİŞİM

	Miktar(kg./lt/adet)	Tutar(TL)
BAKLİYAT VE MAMÜLLERİ	-33%	4%
BİTKİSEL YAĞLAR	-52%	-35%
KOTASYON DIŞI ÜRÜNLER	24%	27%
HAM DERİLER VE BAĞIRSAKLAR	409%	55%
HAYVANSAL YAĞLAR	51%	72%
HUBUBAT .	-49%	-16%
HUBUBAT MAMÜLLERİ	33%	96%
KASAPLIK CANLI HAYVANLAR	3%	24%
KURU MEYVELER	-20%	-13%
KÜSPELER	4%	86%
MEYVE ÇEKİRDEKLERİ	-26%	4%
ORMAN MAHSÜLLERİ	38%	112%
TEKSTİL HAMMADDELERİ	-25%	31%
YAĞLI TOHUMLAR	-17%	-13%
TOPLAM	<u>1%</u>	<u>11%</u>

ARPA

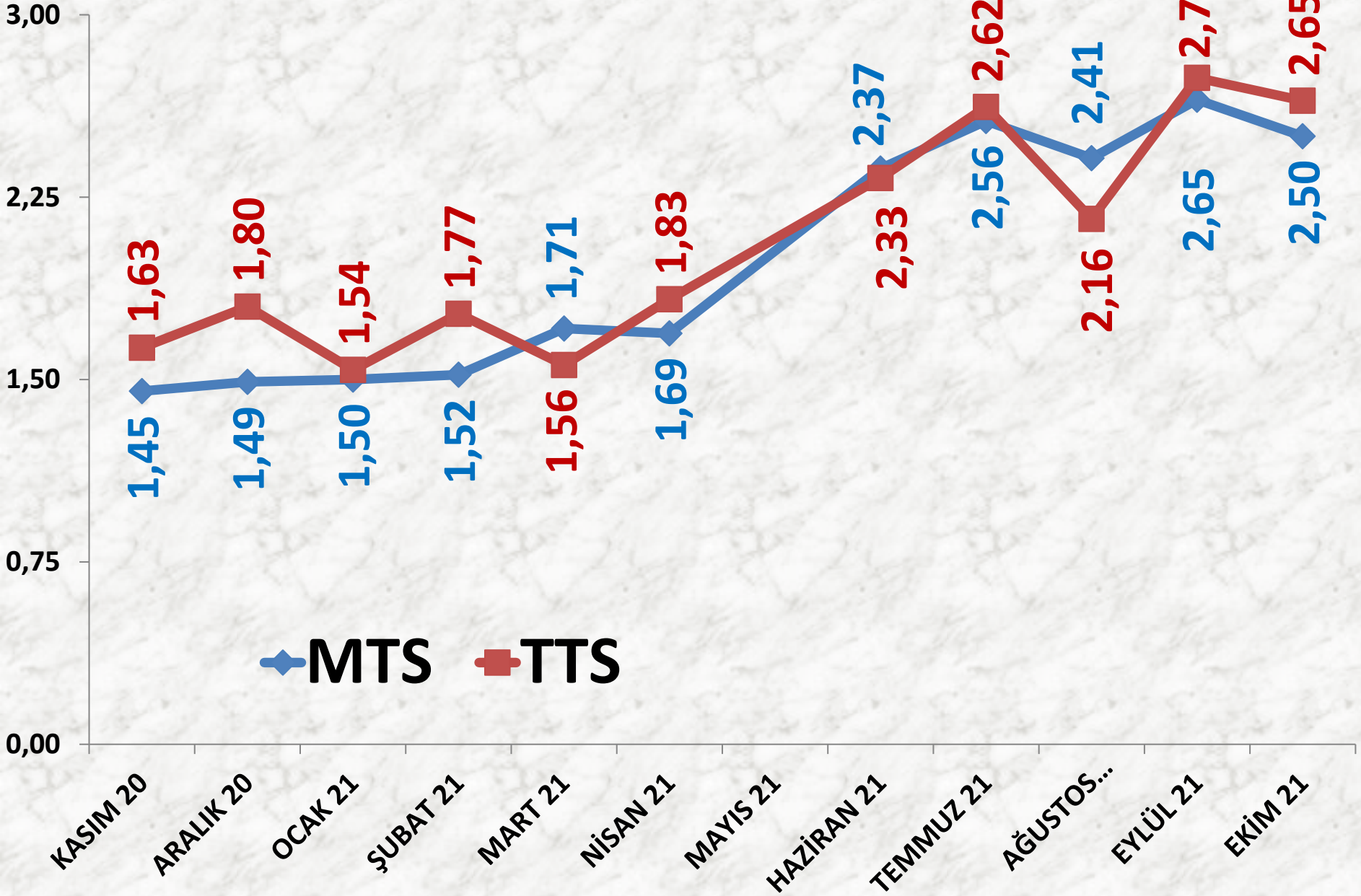
İŞLEM HACMİ (TON)	2019 EKİM	2020 EKİM		2021 EKİM	
<i>MTS</i>	571 TON	151%	1.435 TON	-57%	623 TON
<i>TTS</i>	156 TON	220%	499 TON	-96%	18 TON

EN AZ FİYAT	2019 EKİM	2020 EKİM		2021 EKİM	
MTS	1,00 TL	20%	1,20 TL	56%	1,87 TL
TTS	1,15 TL	15%	1,32 TL	81%	2,39 TL

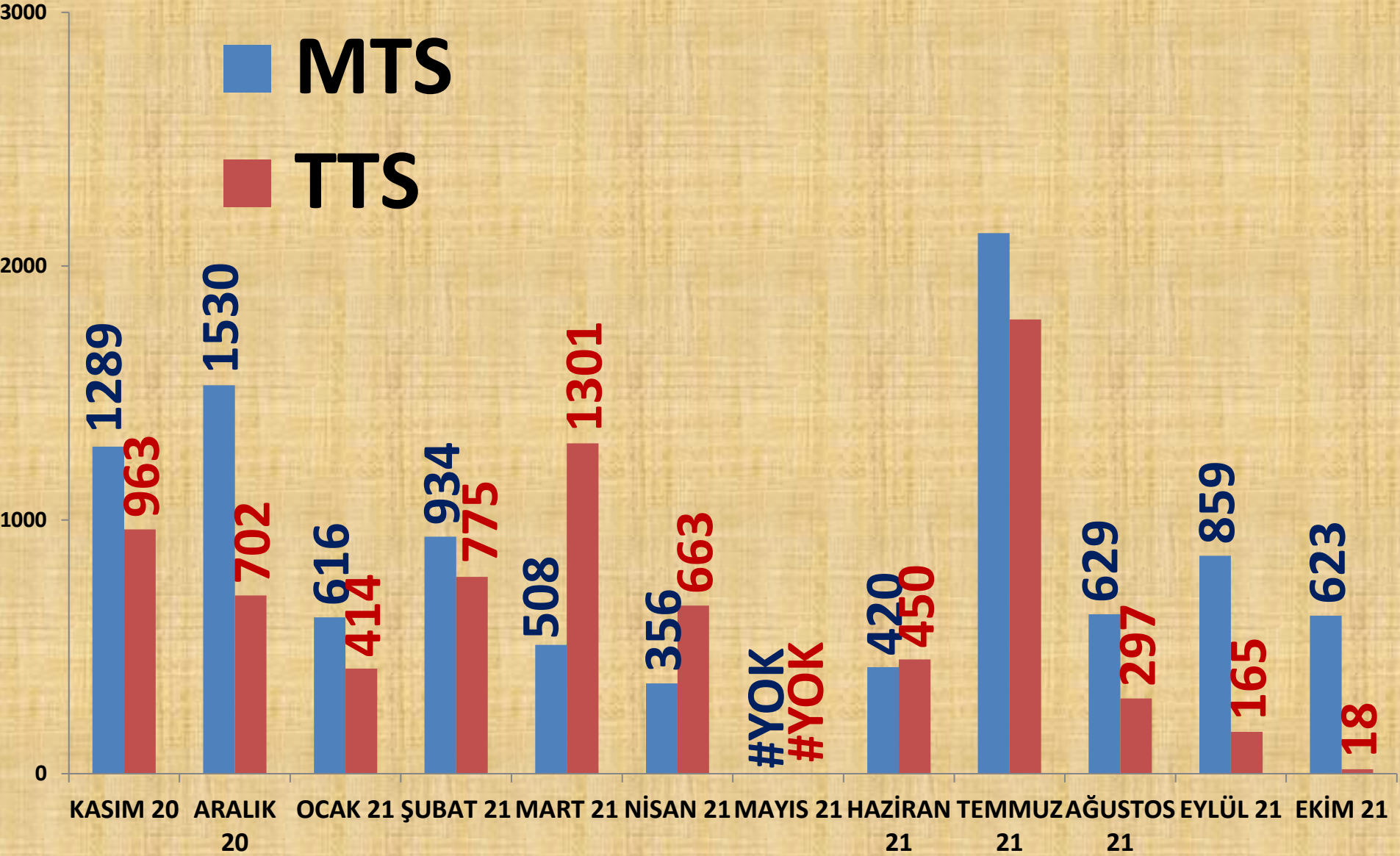
EN ÇOK FİYAT	2019 EKİM	2020 EKİM		2021 EKİM	
MTS	1,37 TL	41%	1,93 TL	50%	2,90 TL
TTS	1,65 TL	-6%	1,55 TL	71%	2,65 TL

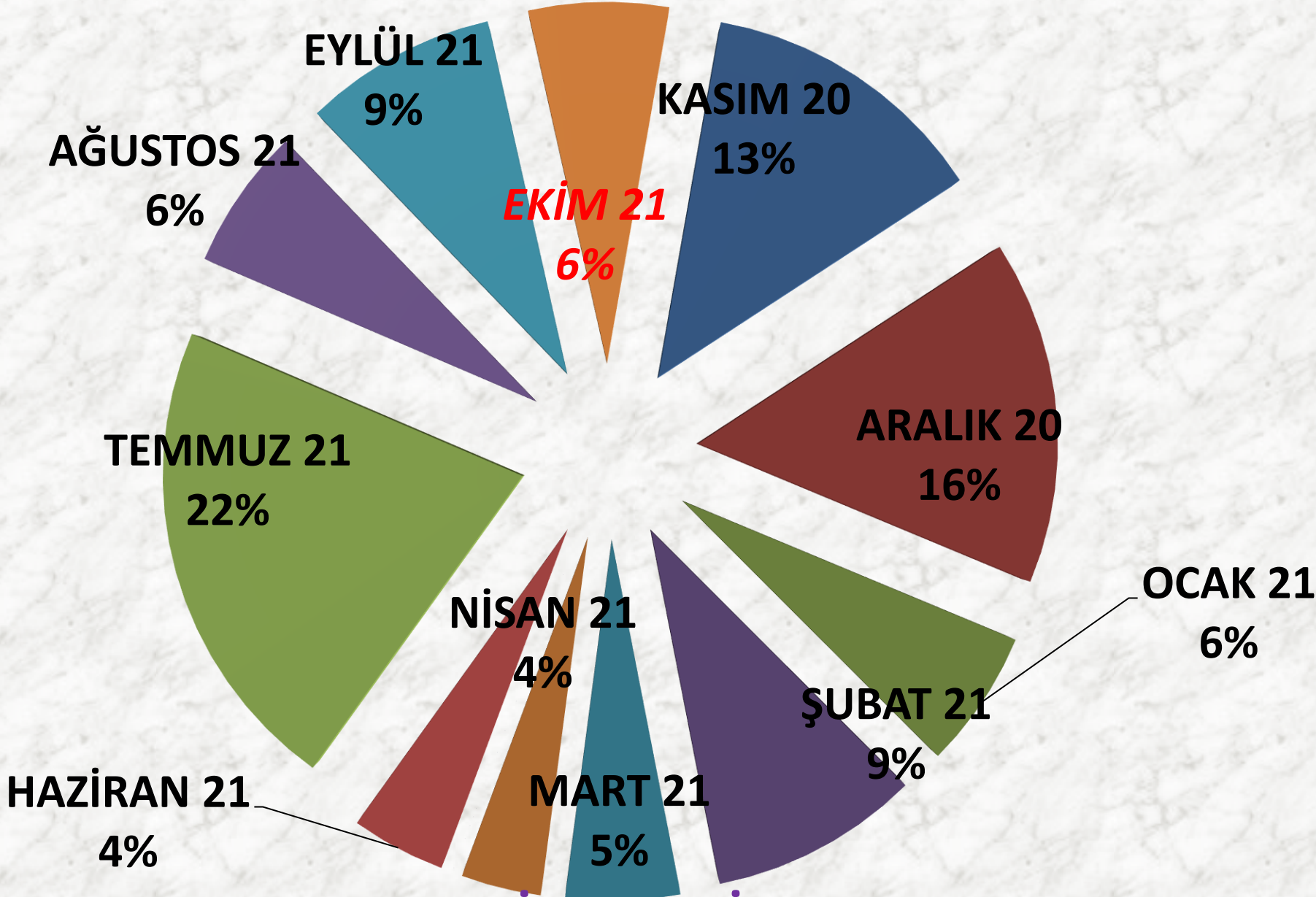
ORT. FİYAT	2019 EKİM	2020 EKİM		2021 EKİM	
MTS	1,11 TL	31%	1,45 TL	73%	2,50 TL
TTS	1,26 TL	16%	1,45 TL	82%	2,65 TL

AYLIK ARPA FİYAT TRENDİ (TL)



AYLIK ARPA İŞLEM MİKTARI (TON)



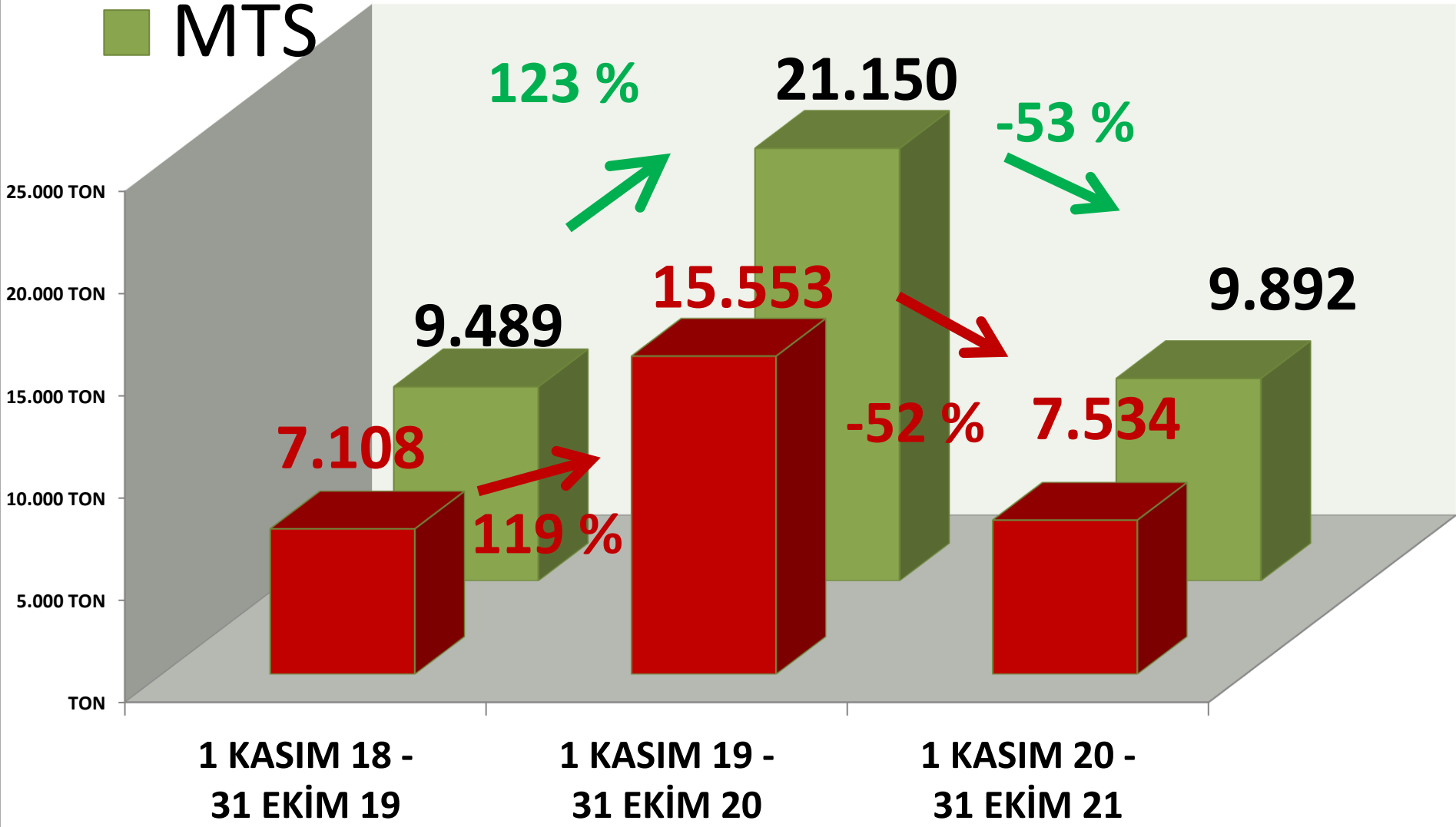


AYLIK ARPA MTS İŞLEM MİKTARI ORANLARI

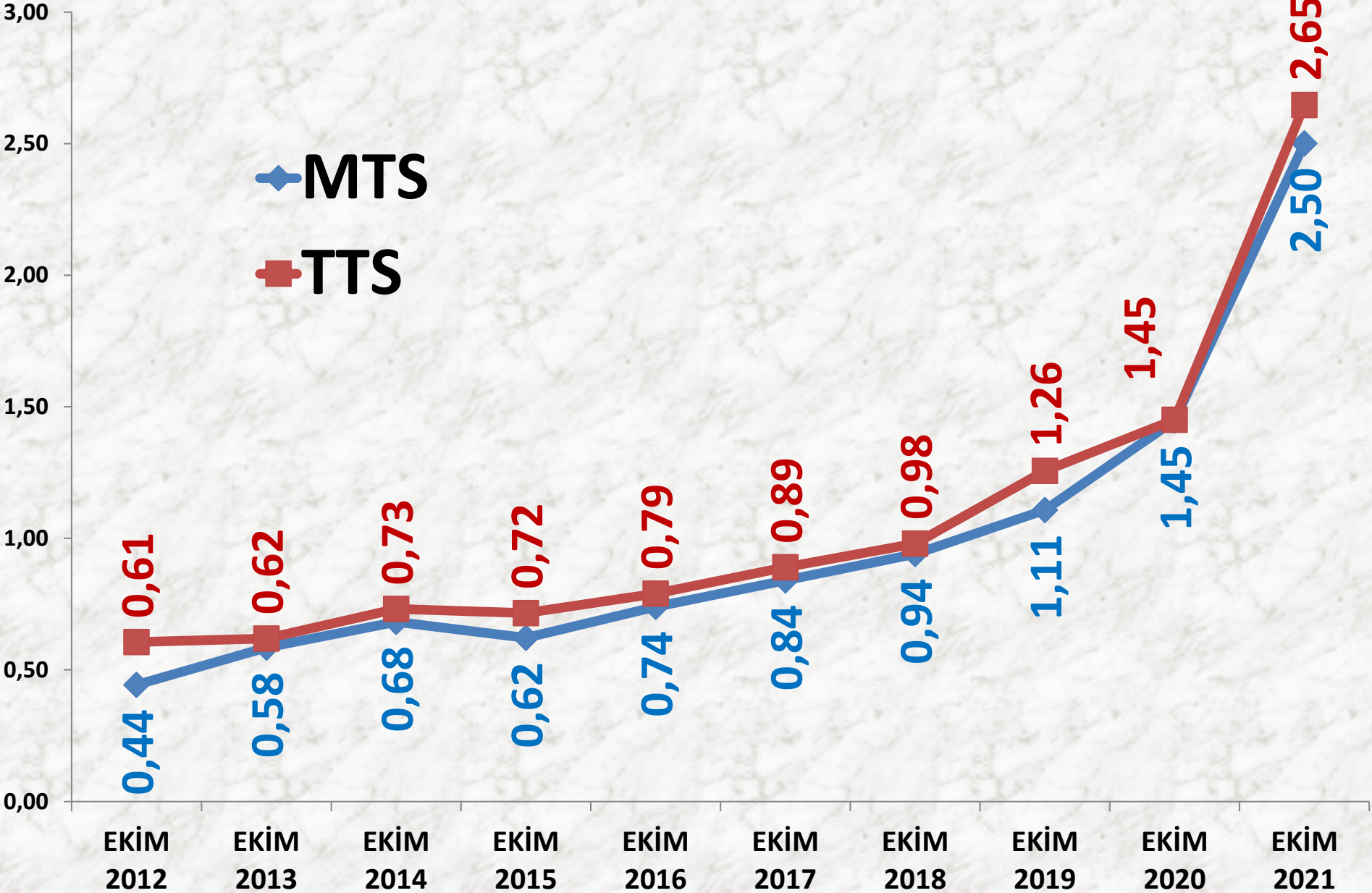
TTS

YILLIK ARPA İŞLEM MİKTARI (TON)

MTS



EKİM AYLARI ARPA FİYAT TRENDİ (TL)



BUĞDAY

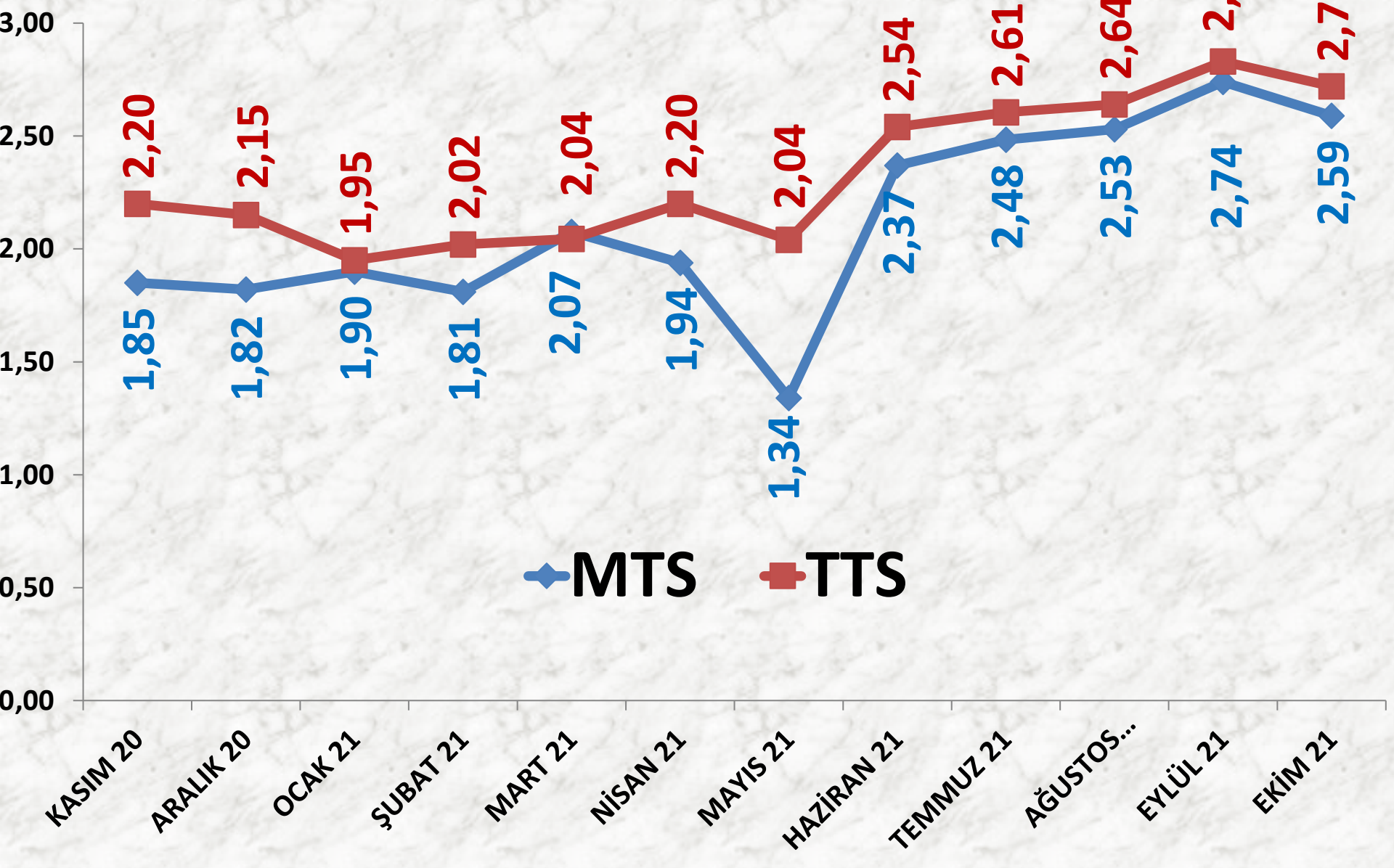
İŞLEM MİKTARI (TON)	2019 EKİM	2020 EKİM		2021 EKİM	
<i>MTS</i>	1.086 TON	139%	2.595 TON	-43%	1.469 TON
<i>TTS</i>	1.606 TON	15%	1.843 TON	71%	3.149 TON

EN AZ FİYAT	2019 EKİM	2020 EKİM		2021 EKİM	
MTS	1,00 TL	45%	1,45 TL	41%	2,05 TL
TTS	0,91 TL	65%	1,50 TL	67%	2,51 TL

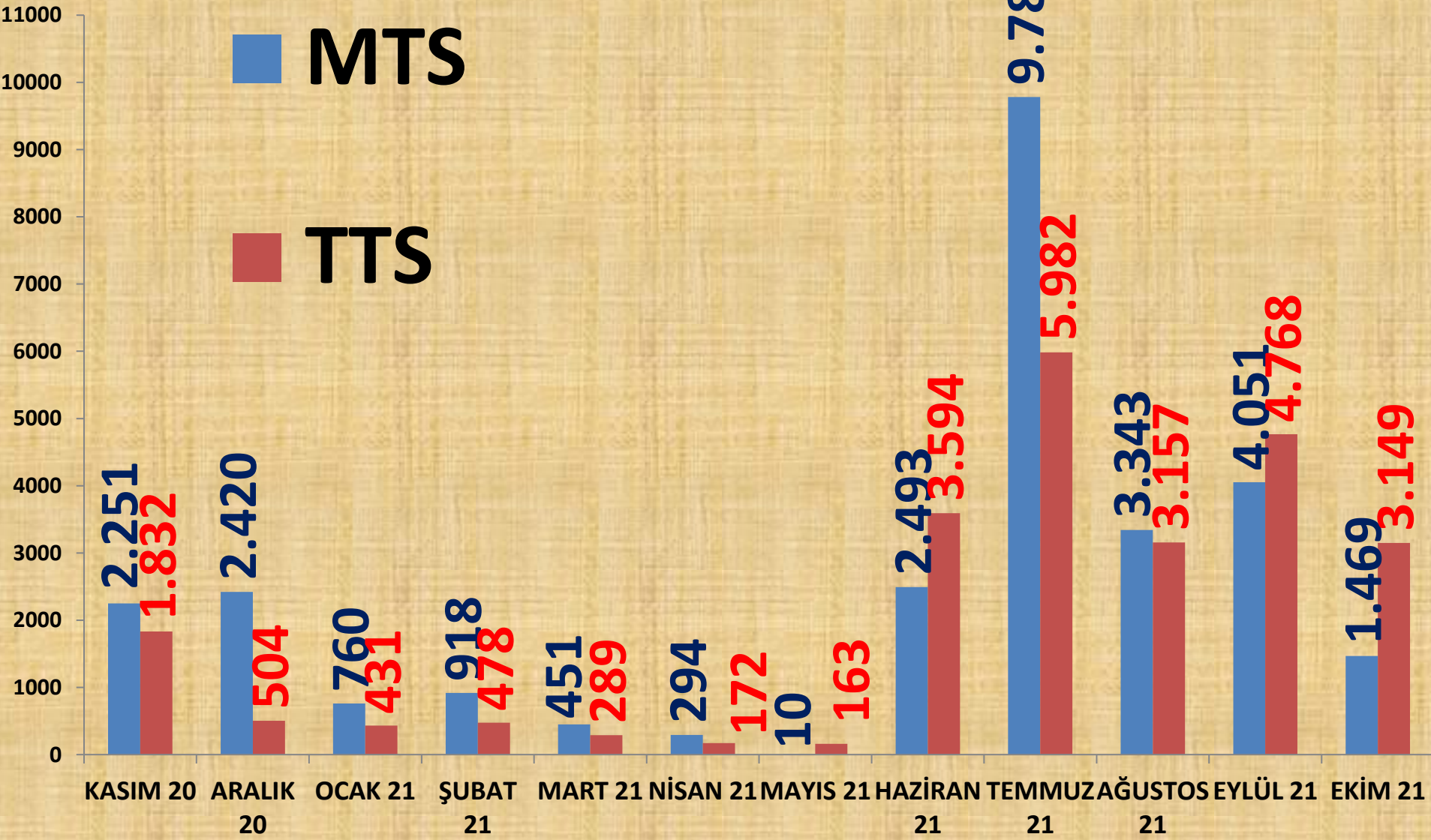
EN ÇOK FİYAT	2019 EKİM	2020 EKİM		2021 EKİM	
MTS	1,50 TL	50%	2,25 TL	39%	3,12 TL
TTS	1,72 TL	31%	2,25 TL	40%	3,15 TL

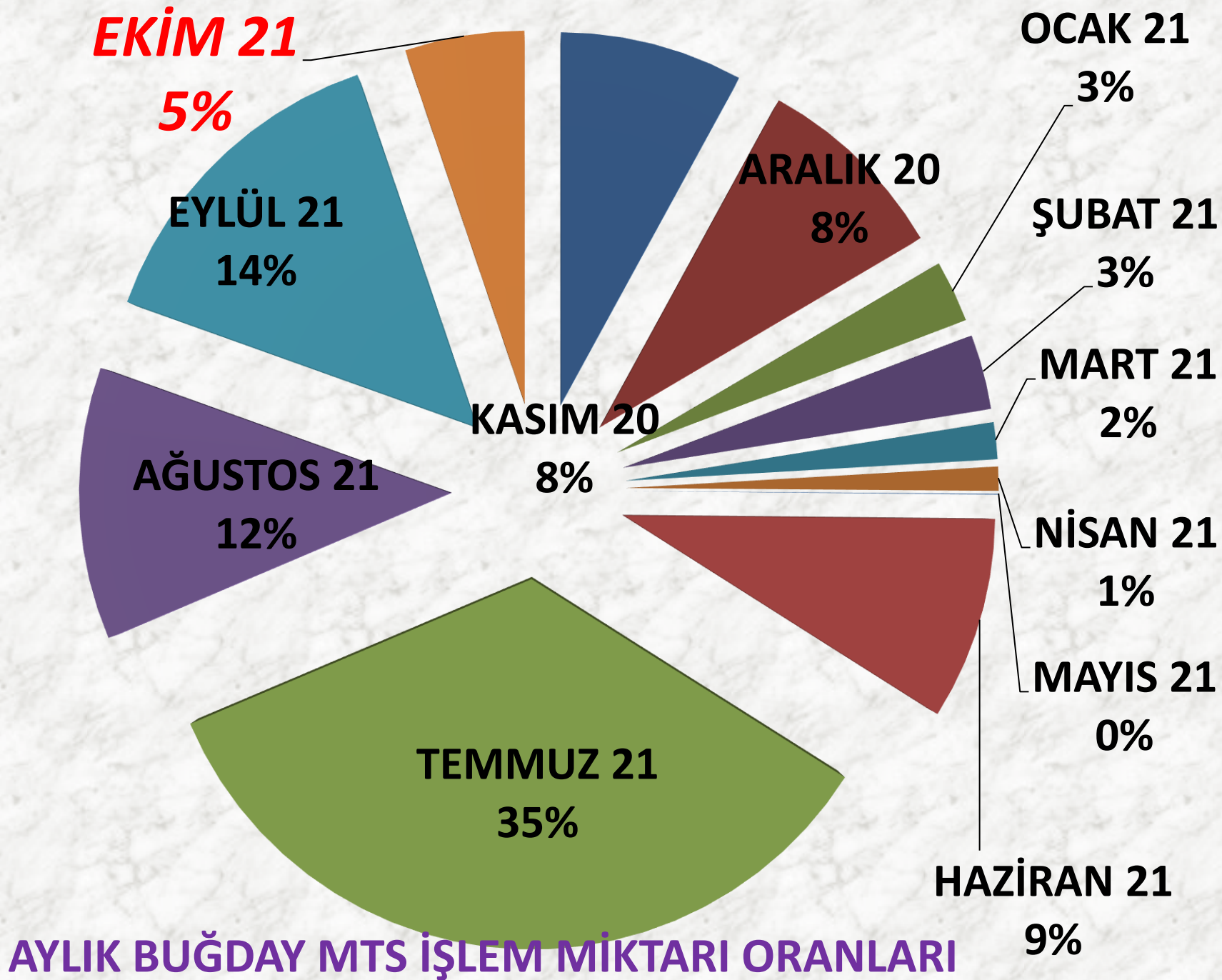
ORT. FİYAT	2019 EKİM	2020 EKİM		2021 EKİM	
MTS	1,27 TL	40%	1,78 TL	46%	2,59 TL
TTS	1,18 TL	54%	1,81 TL	50%	2,72 TL

AYLIK BUĞDAY FİYAT TRENDİ (TL)



AYLIK BUĞDAY İŞLEM MİKTARI (TON)



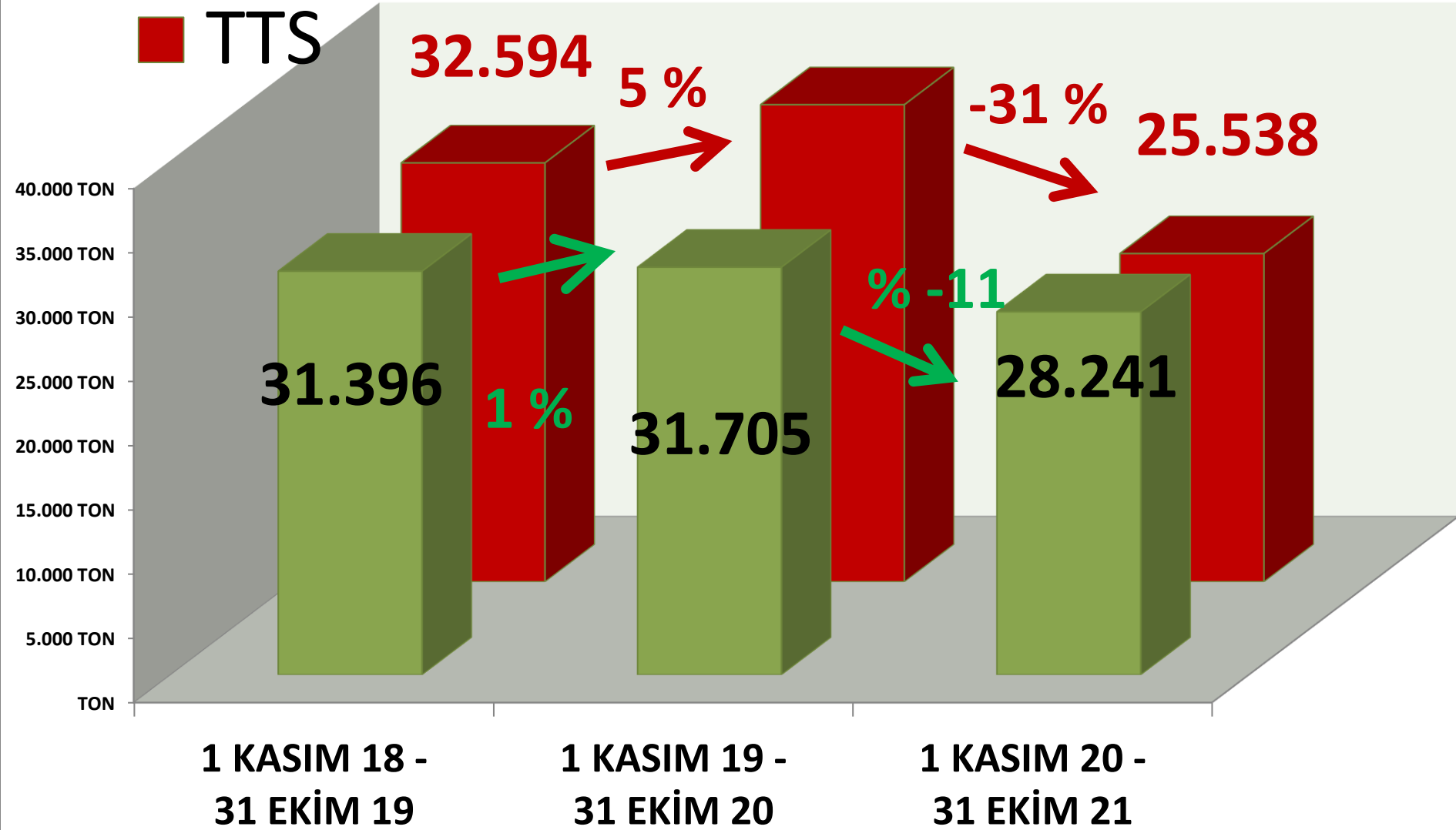


■ MTS

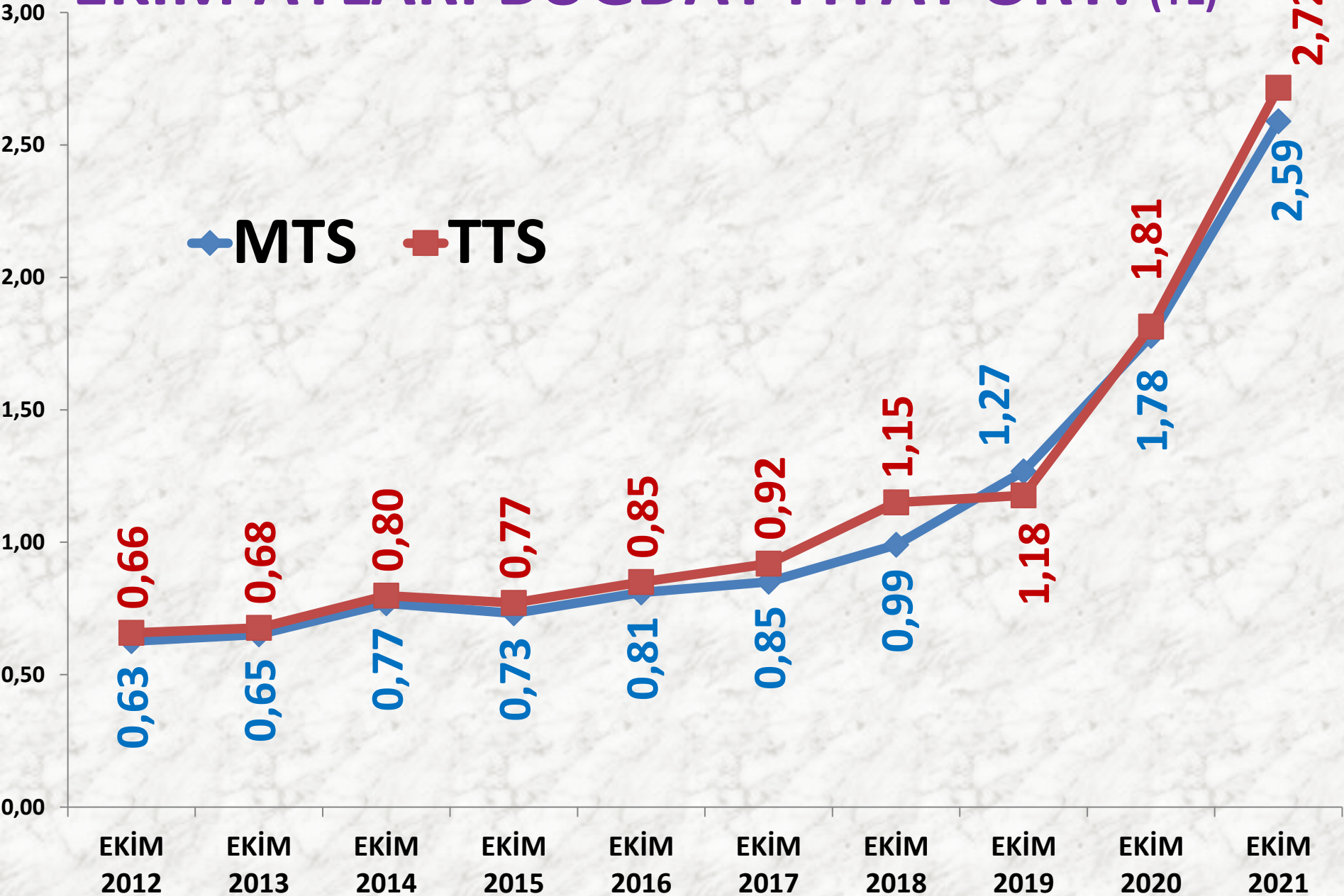
YILLIK BUĞDAY İŞLEM MİKTARI (TON)

37.118

■ TTS



EKİM AYLARI BUĞDAY FİYAT ORT. (TL)



MISIR DANE

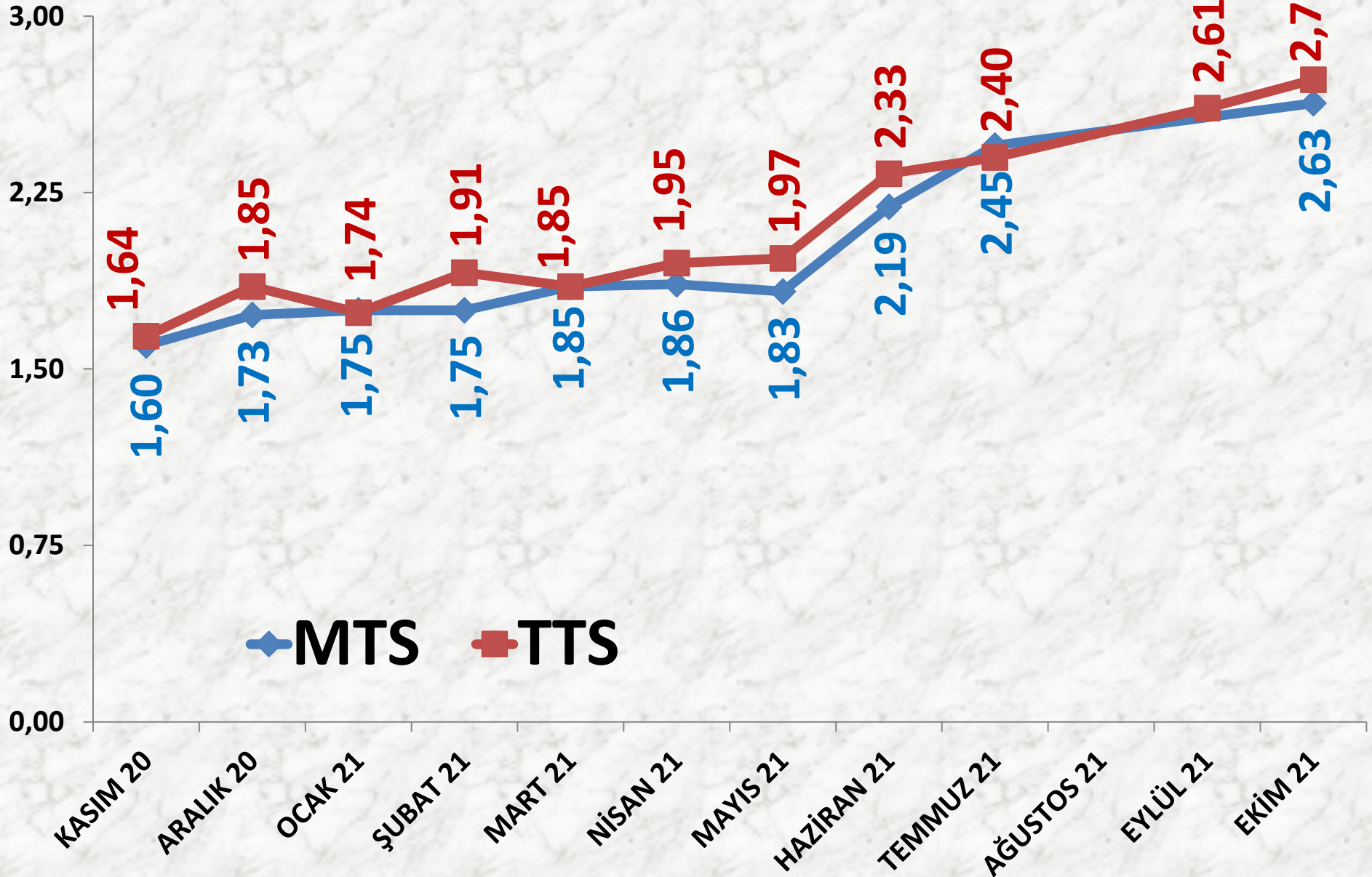
İŞLEM MİKTARI (TON)	2019 EKİM	2020 EKİM		2021 EKİM	
MTS	32.884 TON	-1%	32.525 TON	-92%	2.711 TON
TTS	22.924 TON	-43%	13.136 TON	-81%	2.493 TON

EN AZ FİYAT	2019 EKİM	2020 EKİM		2021 EKİM	
MTS	0,86 TL	57%	1,35 TL	85%	2,50 TL
TTS	1,04 TL	31%	1,36 TL	25%	1,70 TL

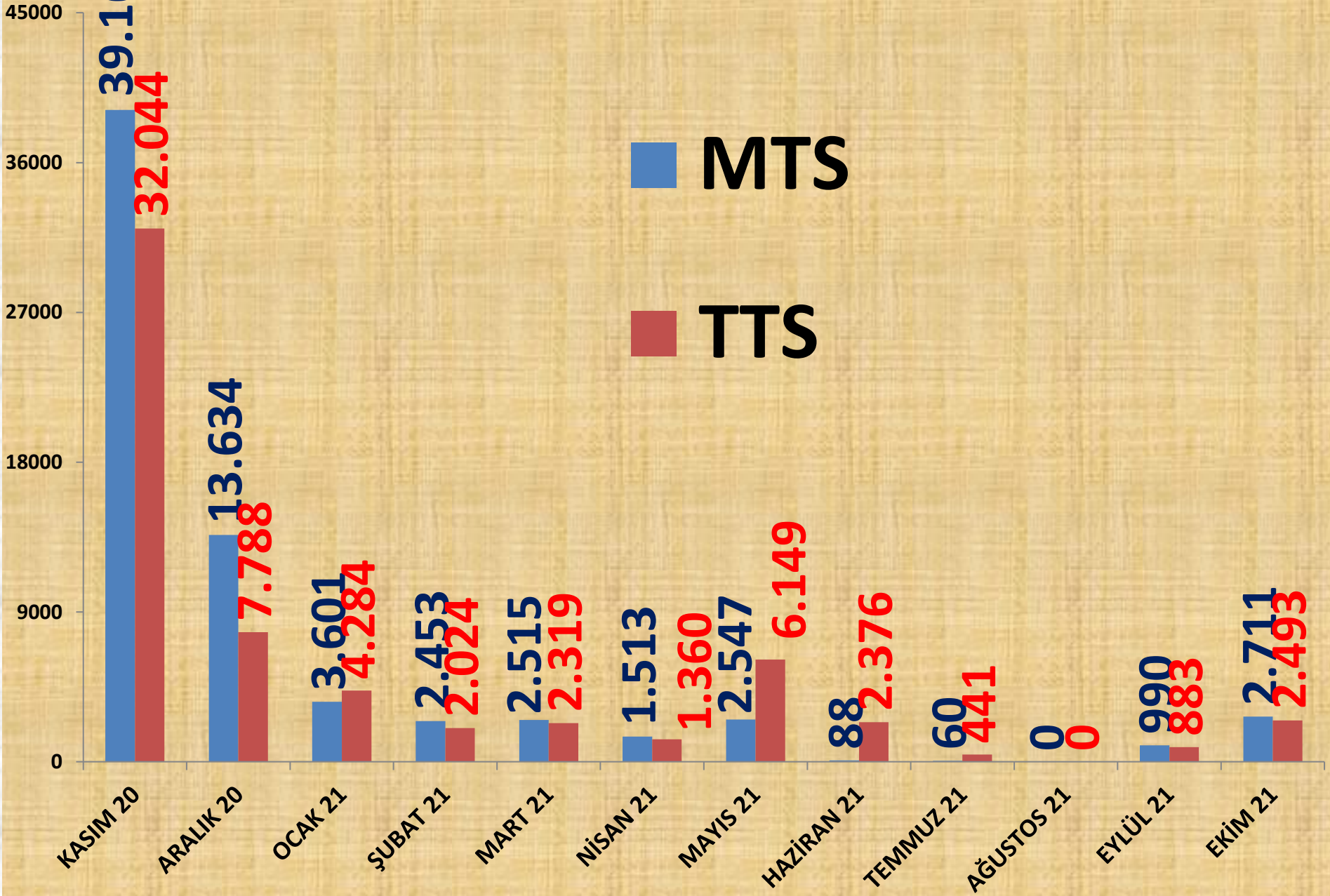
EN ÇOK FİYAT	2019 EKİM	2020 EKİM		2021 EKİM	
MTS	1,21 TL	55%	1,87 TL	48%	2,77 TL
TTS	1,30 TL	37%	1,78 TL	61%	2,86 TL

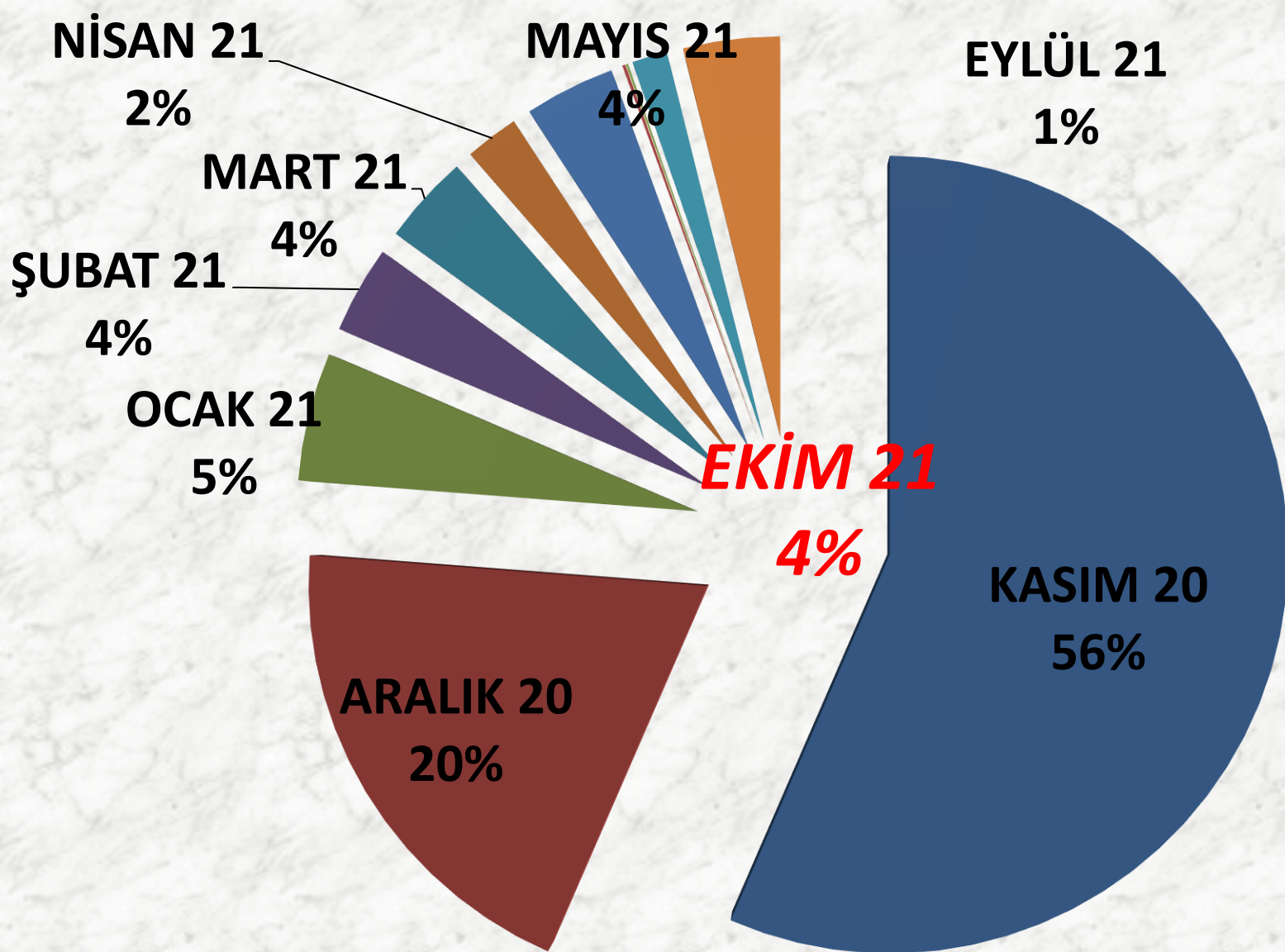
ORT. FİYAT	2019 EKİM	2020 EKİM		2021 EKİM	
MTS	1,07 TL	24%	1,33 TL	98%	2,63 TL
TTS	1,14 TL	39%	1,58 TL	73%	2,73 TL

AYLIK MISIR DANE FİYAT TRENDİ (₺)



AYLIK MISIR DANE İŞLEM MİKTARI (TON)

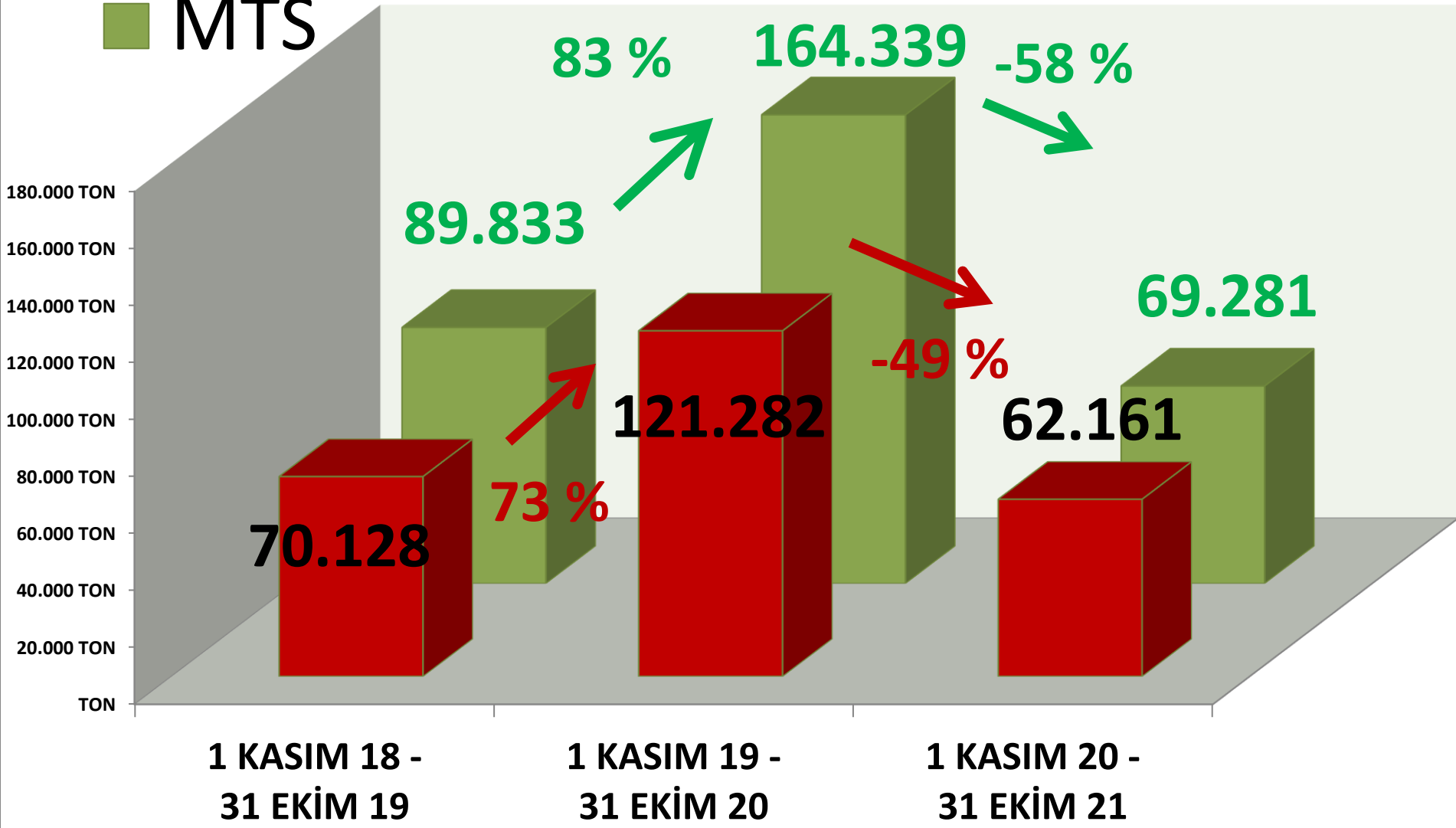




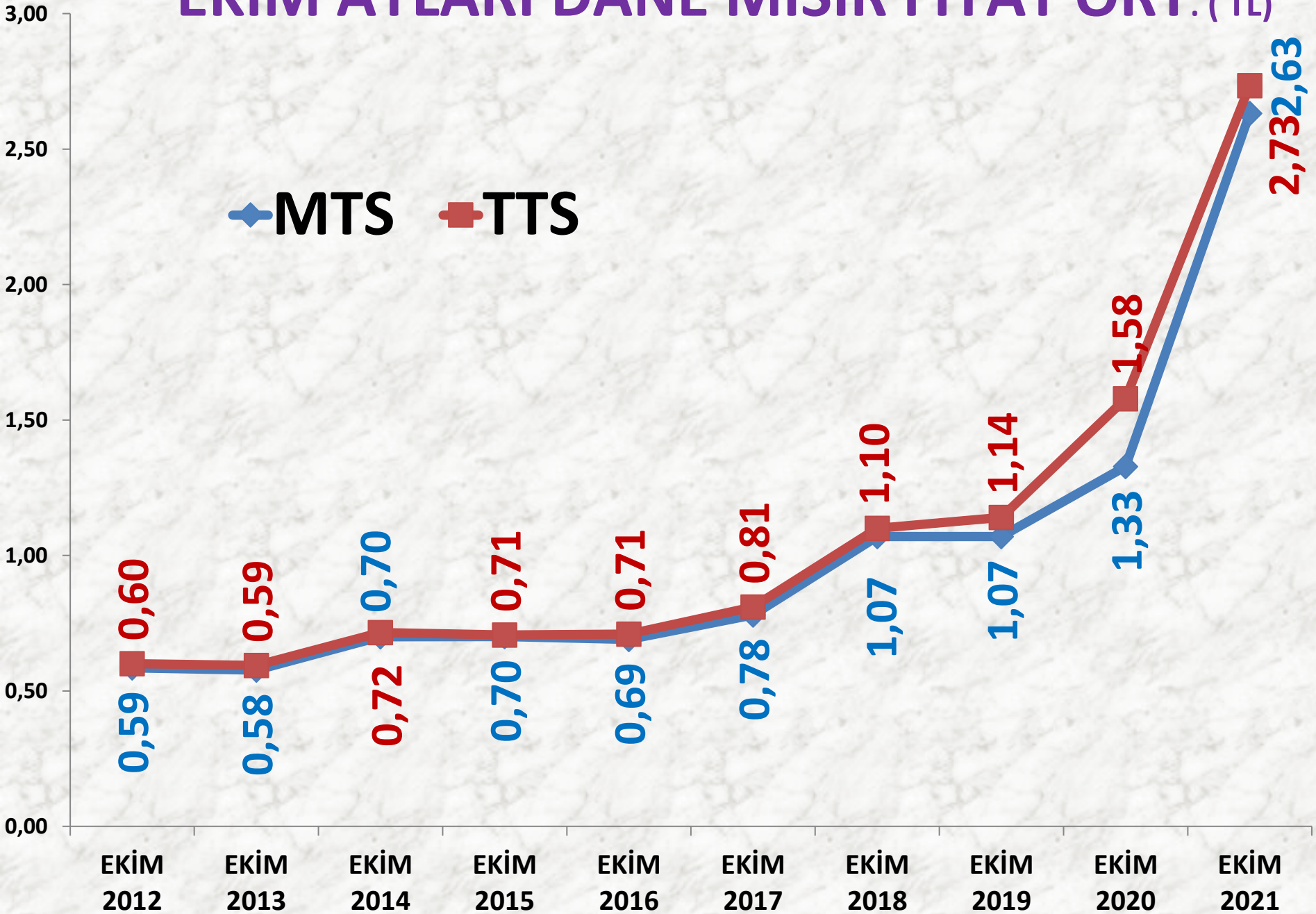
MISIR DANE MTS İŞLEM MİKTARI ORANLARI

TTS YILLIK MISIR DANE İŞLEM MİKTARI (TON)

■ TTS
■ MTS



EKİM AYLARI DANE MISIR FİYAT ORT. (TL)



NOHUT

İŞLEM HACMİ (TON)	2019 EKİM	2020 EKİM		2021 EKİM	
<i>MTS</i>	555 TON	53%	850 TON	-45%	468 TON
<i>TTS</i>	362 TON	1%	366 TON	-64%	133 TON

EN AZ FİYAT	2019 EKİM	2020 EKİM		2021 EKİM	
<i>MTS</i>	1,56 TL	92%	3,00 TL	136%	7,08 TL
<i>TTS</i>	1,20 TL	67%	2,00 TL	200%	6,00 TL

EN ÇOK FİYAT	2019 EKİM	2020 EKİM		2021 EKİM	
<i>MTS</i>	8,00 TL	49%	11,91 TL	33%	15,88 TL
<i>TTS</i>	5,75 TL	30%	7,50 TL	47%	11,00 TL

ORT. FİYAT	2019 EKİM	2020 EKİM		2021 EKİM	
<i>MTS</i>	4,85 TL	23%	5,97 TL	58%	9,45 TL
<i>TTS</i>	3,36 TL	42%	4,78 TL	83%	8,72 TL

NOHUT DOĞAL

İŞLEM HACMİ (TON)	2019 EKİM	2020 EKİM		2021 EKİM	
MTS	218 TON	-54%	100 TON	-100%	0
TTS	200 TON	16%	231 TON	-96%	10 TON

EN AZ FİYAT	2019 EKİM	2020 EKİM		2021 EKİM	
MTS	3,00 TL	0%	3,00 TL	-	-
TTS	3,00 TL	17%	3,50 TL	71%	6,00 TL

EN ÇOK FİYAT	2019 EKİM	2020 EKİM		2021 EKİM	
MTS	4,50 TL	11%	5,00 TL	-	-
TTS	5,00 TL	0%	5,02 TL	20%	6,00 TL

ORT. FİYAT	2019 EKİM	2020 EKİM		2021 EKİM	
MTS	3,69 TL	24%	4,58 TL	-	-
TTS	3,45 TL	28%	4,41 TL	36%	6,00 TL

NOHUT - ELENMİŞ

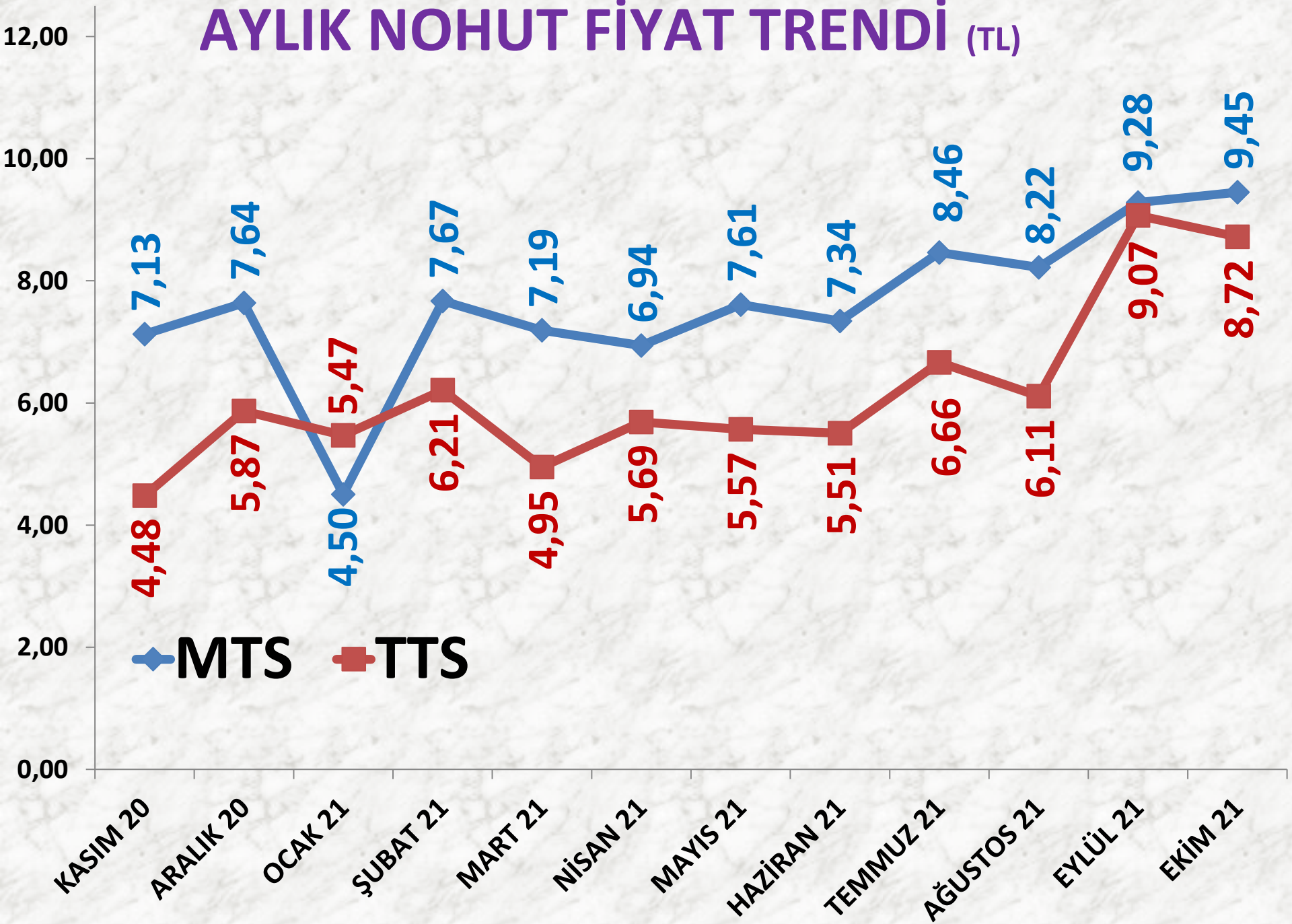
İŞLEM HACMI (TON)	2019 EKİM	2020 EKİM		2021 EKİM	
MTS	255 TON	129%	584 TON	-20%	468 TON
TTS	59 TON	105%	120 TON	2%	122 TON

EN AZ FİYAT	2019 EKİM	2020 EKİM		2021 EKİM	
MTS	5,56 TL	4%	5,80 TL	22%	7,08 TL
TTS	5,50 TL	-9%	5,00 TL	48%	7,38 TL

EN ÇOK FİYAT	2019 EKİM	2020 EKİM		2021 EKİM	
MTS	8,00 TL	49%	11,91 TL	33%	15,88 TL
TTS	5,75 TL	30%	7,50 TL	47%	11,00 TL

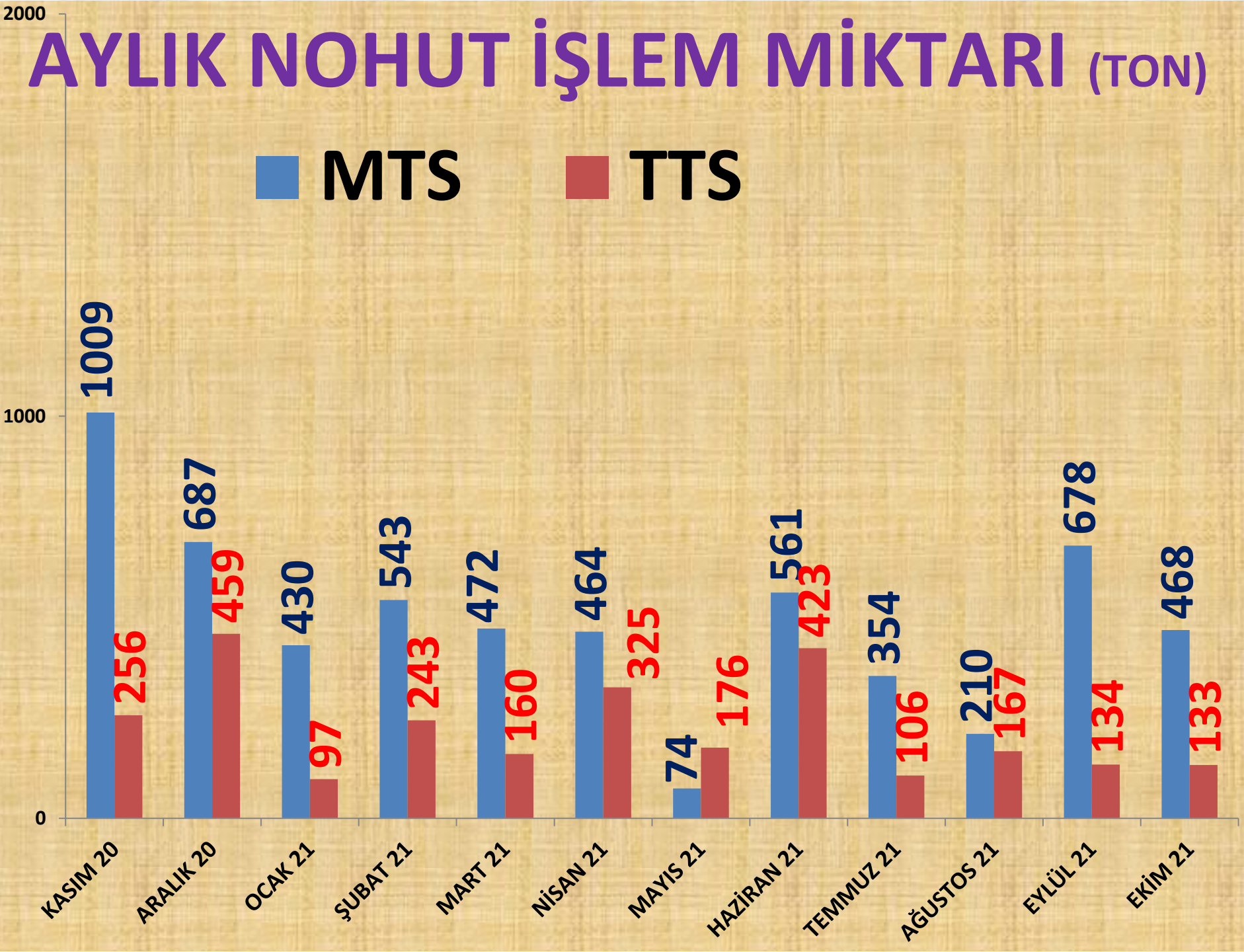
ORT. FİYAT	2019 EKİM	2020 EKİM		2021 EKİM	
MTS	6,84 TL	9%	7,47 TL	26%	9,45 TL
TTS	5,60 TL	3%	5,74 TL	56%	8,96 TL

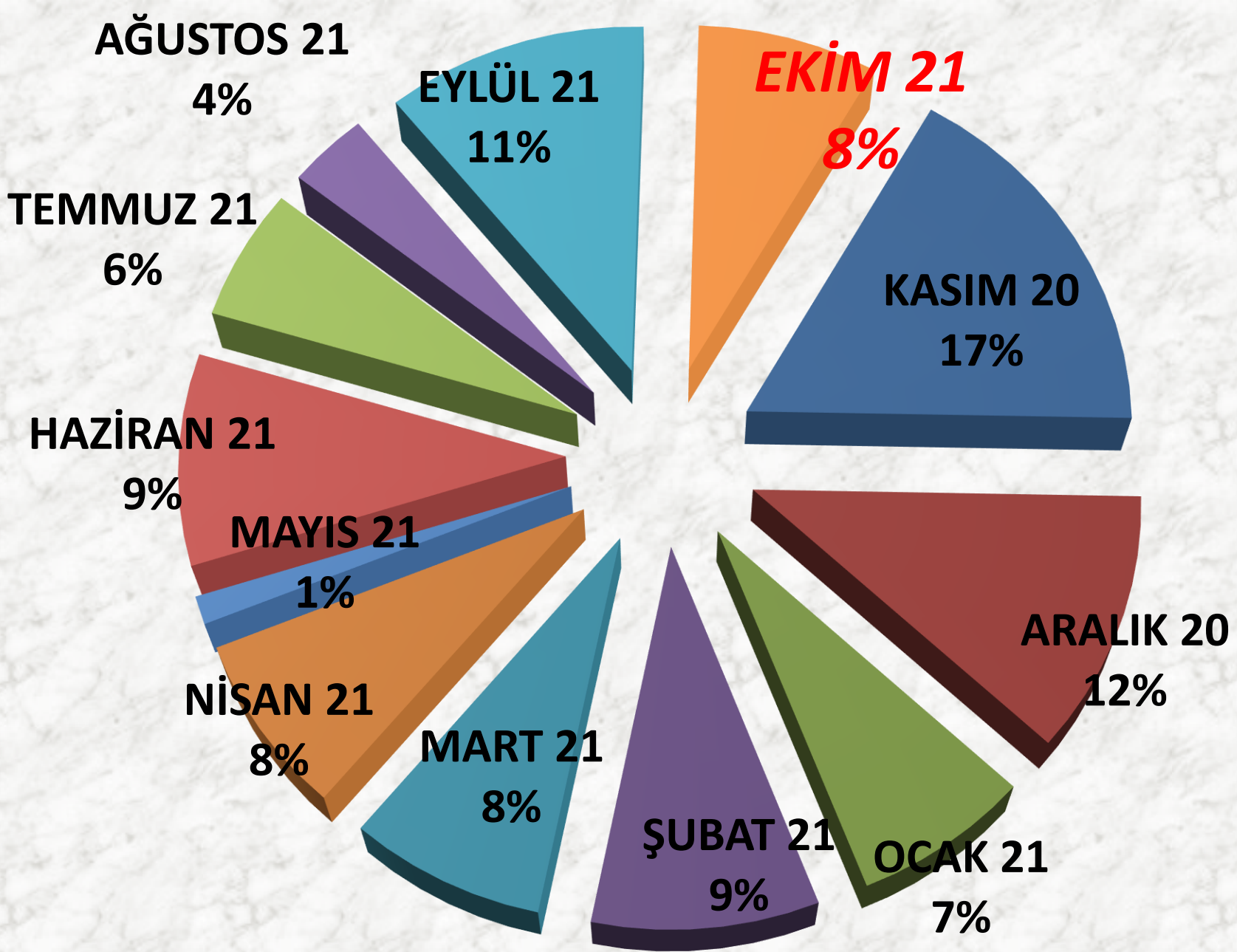
AYLIK NOHUT FİYAT TRENDİ (TL)



AYLIK NOHUT İŞLEM MİKTARI (TON)

■ MTS ■ TTS



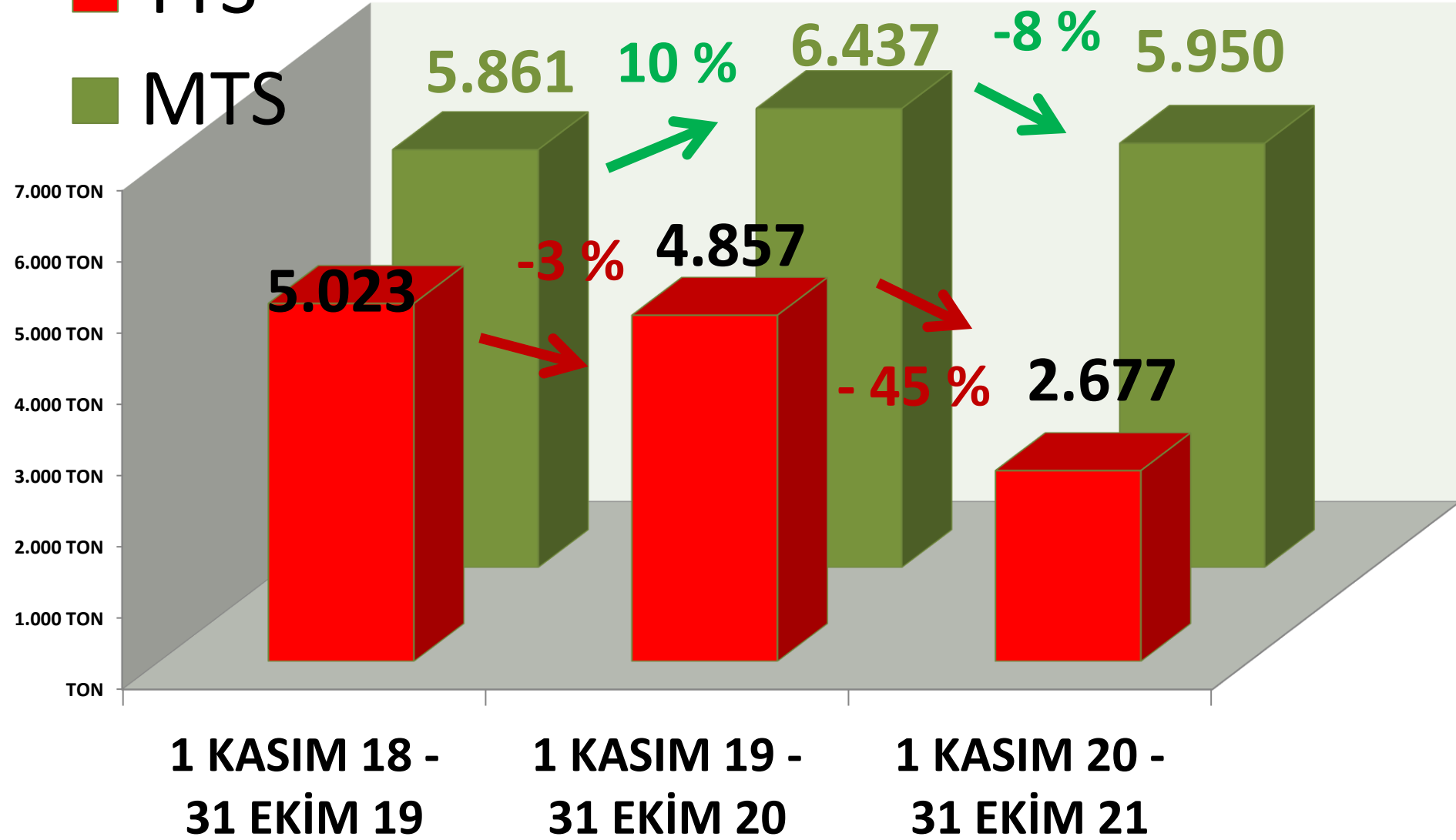


AYLIK NOHUT MTS İŞLEM MİKTARI ORANLARI

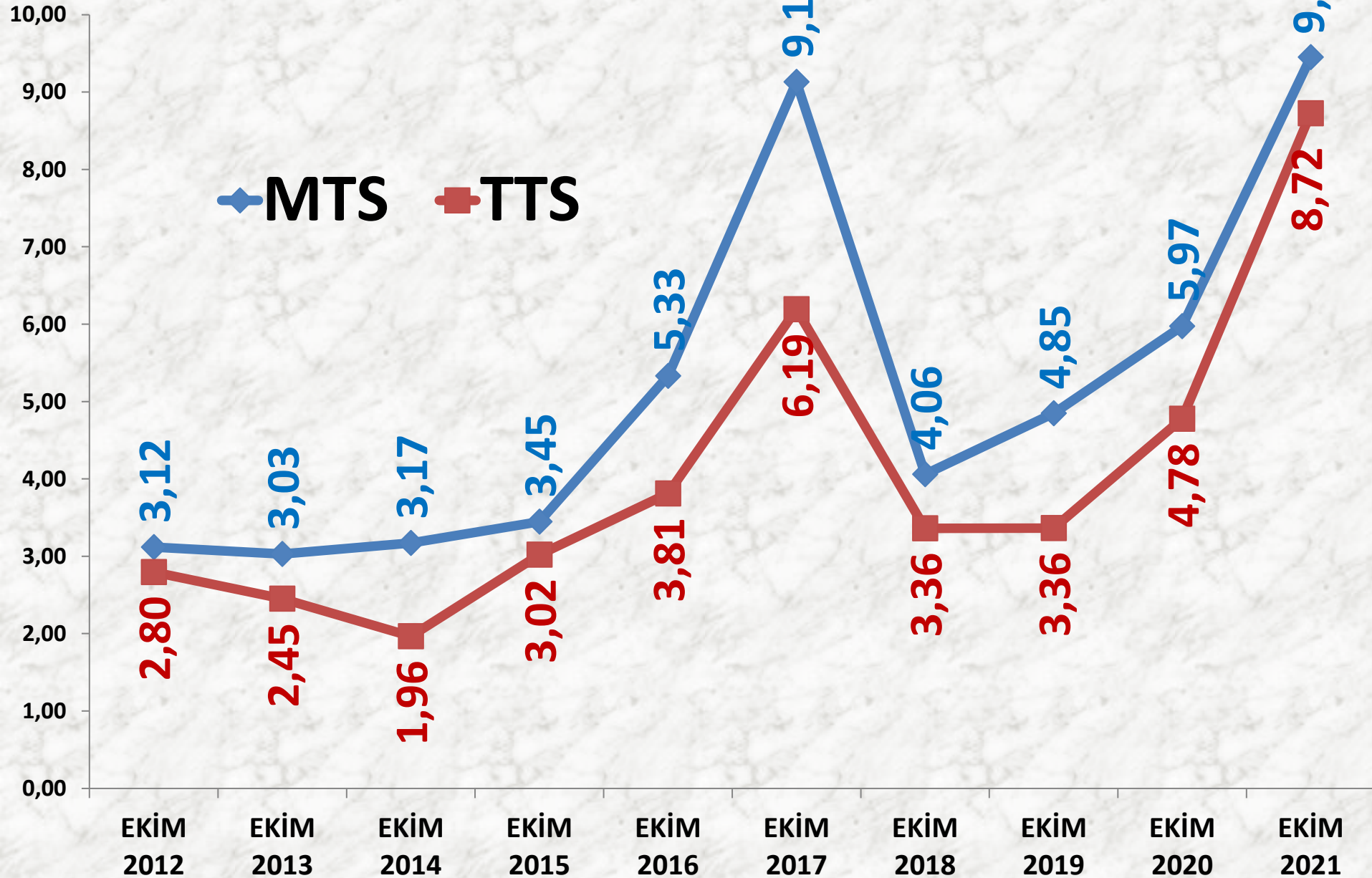
YILLIK TOPLAM NOHUT İŞLEM MİKTARI (TON)

■ TTS

■ MTS



EKİM AYLARI NOHUT FİYAT ORT. (TL)



BEYAZ LEBLEBİ

LEBLEBİ BEYAZ 8,50 mm

İŞLEM MİKTARI(TON)	2019 EKİM	2020 EKİM		2021 EKİM	
TTS	9 TON	20%	11 TON	-12%	10 TON

LEBLEBİ BEYAZ 9 mm

İŞLEM MİKTARI (TON)	2019 EKİM	2020 EKİM		2021 EKİM	
TTS	79 TON	63%	129 TON	-76%	31 TON

BEYAZ LEBLEBİ

LEBLEBİ BEYAZ 9+ 9,50 mm

İŞLEM MİKTARI (TON)	2019 EKİM	2020 EKİM		2021 EKİM	
TTS	180 TON	-56%	79 TON	-30%	55 TON

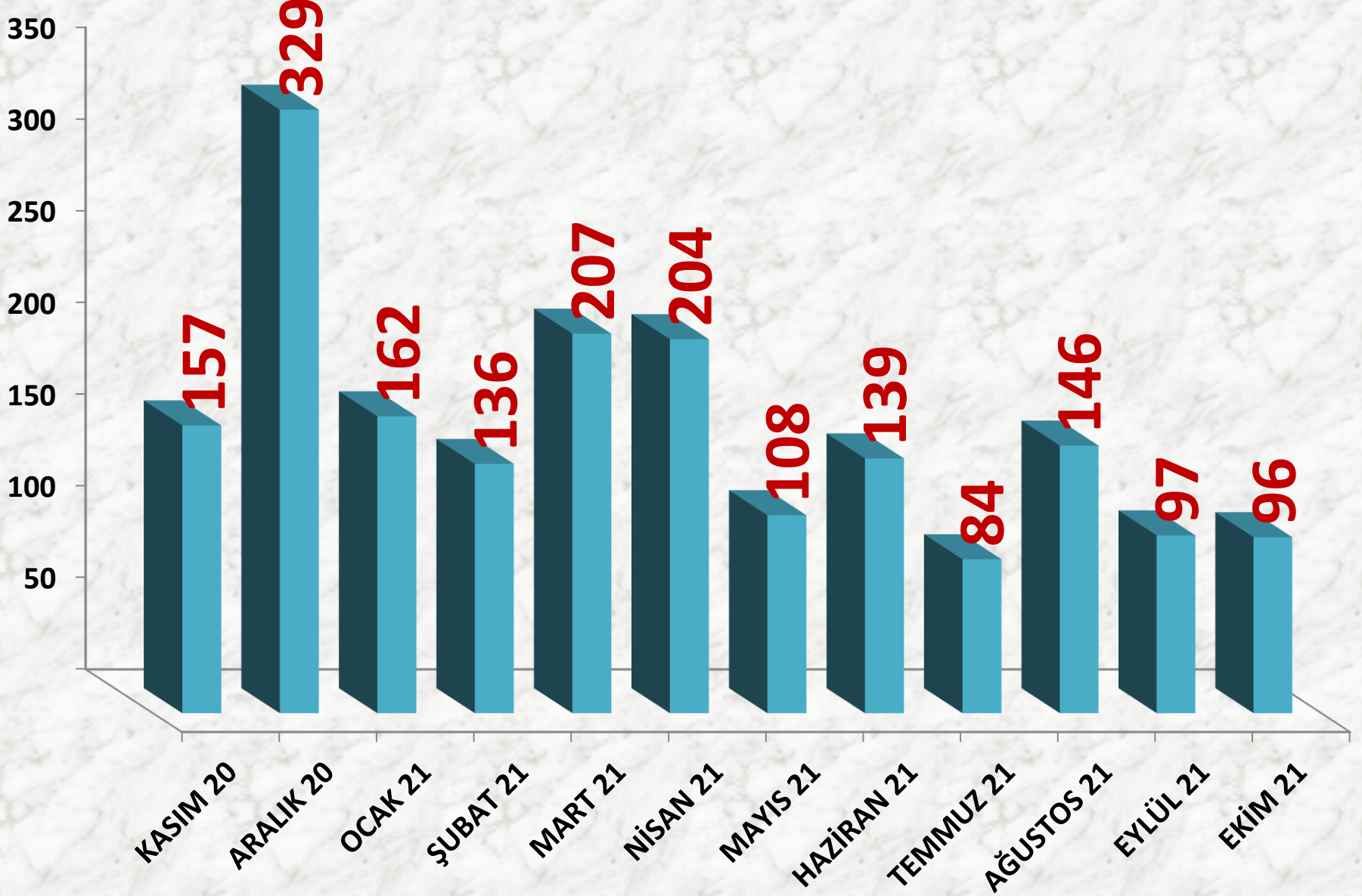
LEBLEBİ BEYAZ Elenti

İŞLEM MİKTARI (TON)	2019 EKİM	2020 EKİM		2021 EKİM	
TTS	-	-	-	-	-

LEBLEBİ BEYAZ TOPLAM

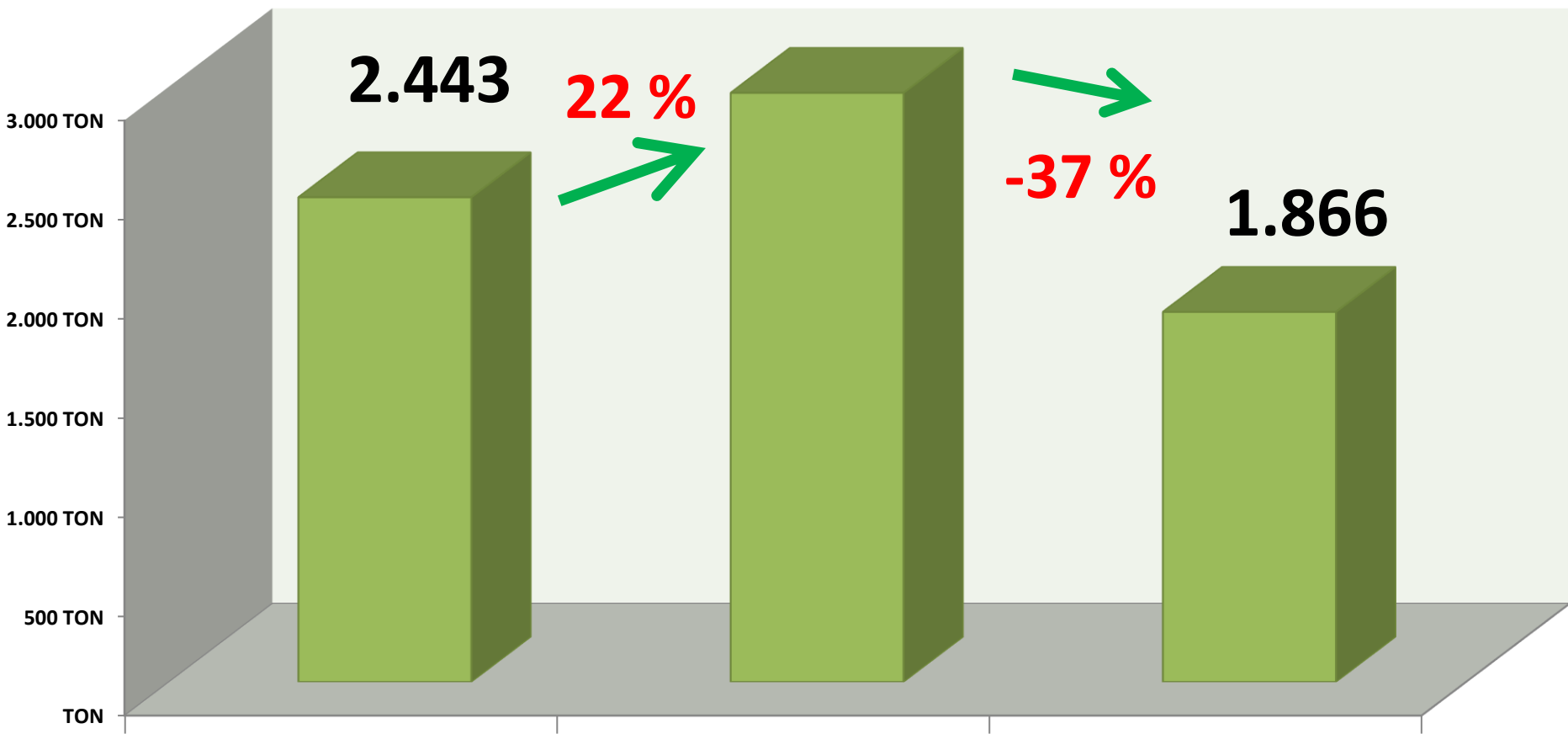
<u>İŞLEM MİKTARI</u> <u>(TON)</u>	<u>2019 EKİM</u>	<u>2020 EKİM</u>		<u>2021 EKİM</u>	
<u>TTS</u>	<u>269 TON</u>	<u>-18%</u>	<u>219 TON</u>	<u>-56%</u>	<u>96 TON</u>

Leblebi Beyaz İşlem Miktarı (Ton)



YILLIK TOPLAM BEYAZ LEBLEBİ İŞLEM MİKTARI (TON)

2.970



1 KASIM 18 -
31 EKİM 19

1 KASIM 19 -
31 EKİM 20

1 KASIM 20 -
31 EKİM 21

LEBLEBİ BEYAZ 8,50 mm FİYATLARI

	2019 EKİM	2020 EKİM		2021 EKİM	
EN AZ	7,50 TL	-13%	6,50 TL	38%	9,00 TL
EN ÇOK	8,00 TL	0%	8,00 TL	88%	15,00 TL
ORTALAMA	7,94 TL	-15%	6,77 TL	85%	12,51 TL

LEBLEBİ BEYAZ 9 mm FİYATLARI

	2019 EKİM	2020 EKİM		2021 EKİM	
EN AZ	12,00 TL	-8%	11,00 TL	73%	19,00 TL
EN ÇOK	14,00 TL	0%	14,00 TL	79%	25,00 TL
ORTALAMA	13,11 TL	10%	14,42 TL	38%	19,90 TL

LEBLEBİ BEYAZ 9+ 9,50 mm FİYATLARI

	2019 EKİM	2020 EKİM		2021 EKİM	
EN AZ	8,23 TL	-3%	8,00 TL	88%	15,00 TL
EN ÇOK	12,00 TL	-8%	11,00 TL	73%	19,00 TL
ORTALAMA	9,75 TL	3%	10,03 TL	65%	16,52 TL

LEBLEBİ BEYAZ ELENTİ FİYATLARI

	2019 EKİM	2020 EKİM		2021 EKİM	
ORTALAMA	-	-	-	-	-

SARI LEBLEBİ

LEBLEBİ SARI 9 mm

İŞLEM MİKTARI (TON)	2019 EKİM	2020 EKİM		2021 EKİM	
TTS	879 TON	-82%	156 TON	-77%	36 TON

LEBLEBİ SARI 9,50 mm

İŞLEM MİKTARI (TON)	2019 EKİM	2020 EKİM		2021 EKİM	
TTS	381 TON	6%	404 TON	-83%	68 TON

LEBLEBİ SARI 9,75 mm

İŞLEM MİKTARI (TON)	2019 EKİM	2020 EKİM		2021 EKİM	
TTS	79 TON	630%	573 TON	-16%	479 TON

LEBLEBİ SARI 10 mm

İŞLEM MİKTARI (TON)	2019 EKİM	2020 EKİM		2021 EKİM	
TTS	115 TON	203%	348 TON	-71%	101 TON

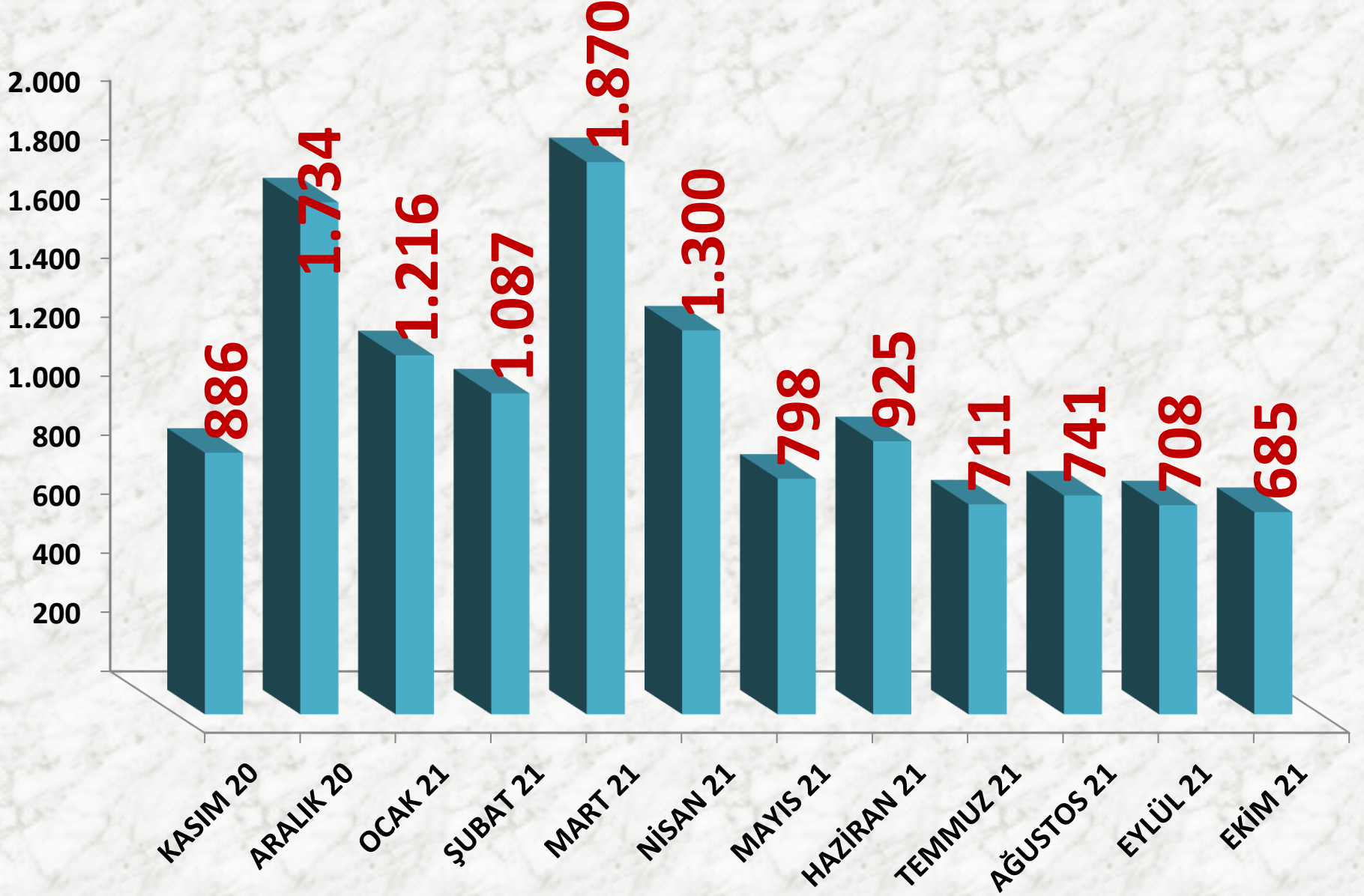
LEBLEBİ SARI Kalburaltı

İŞLEM MİKTARI (TON)	2019 EKİM	2020 EKİM		2021 EKİM	
TTS	8 TON	80%	15 TON	-93%	1 TON

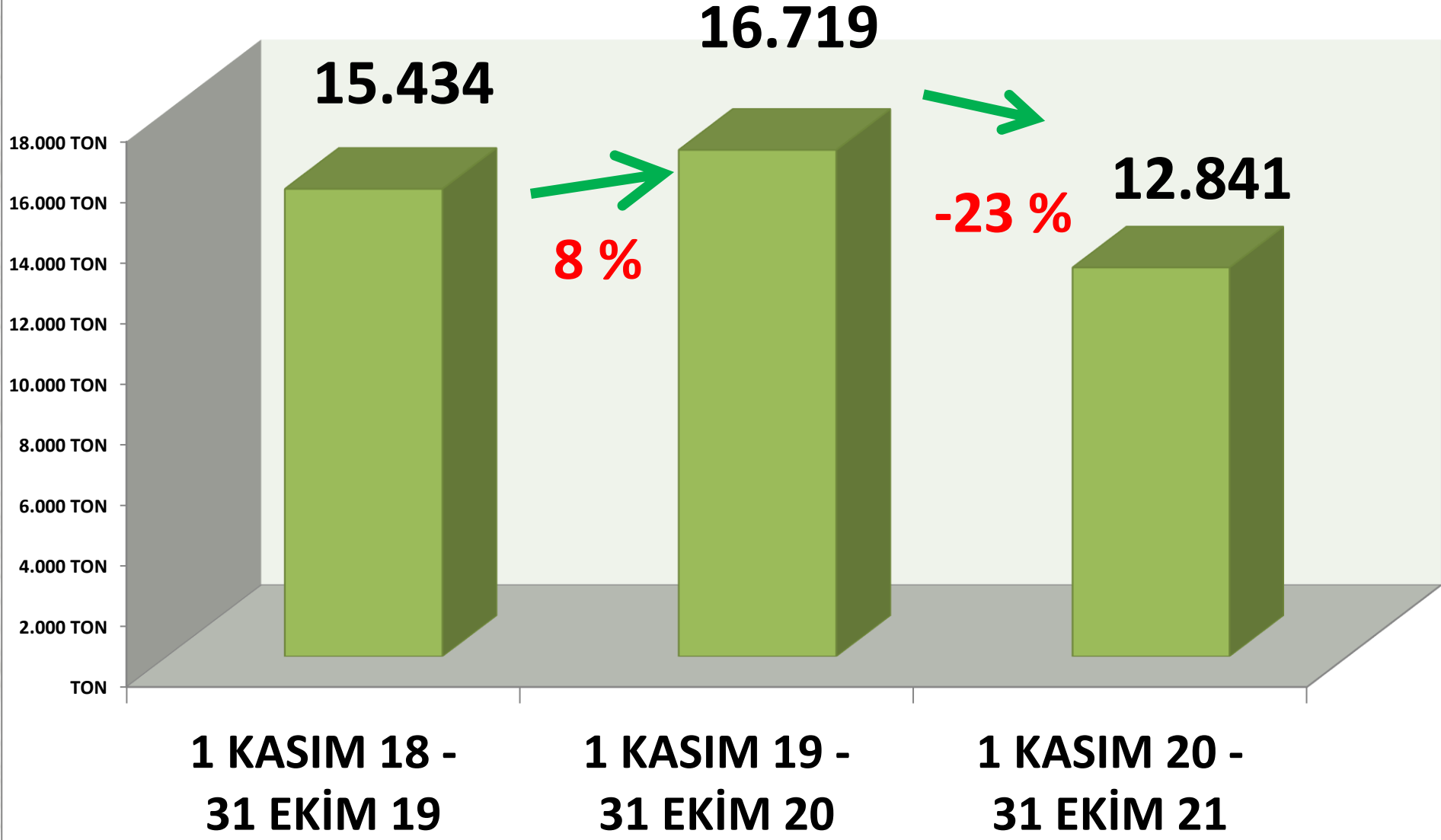
LEBLEBİ SARI TOPLAM

İŞLEM MİKTARI (TON)	<u>2019 EKİM</u>	<u>2020 EKİM</u>		<u>2021 EKİM</u>	
<u>TTS</u>	<u>1.461 TON</u>	2%	<u>1.497 TON</u>	-54%	<u>685 TON</u>

Leblebi Sarı İşlem Miktarı (Ton)



YILLIK TOPLAM SARI LEBLEBİ İŞLEM MİKTARI (TON)



LEBLEBİ SARI 9 mm FİYATLARI

	2019 EKİM	2020 EKİM		2021 EKİM	
EN AZ	5,00 TL	10%	5,50 TL	64%	9,00 TL
EN ÇOK	8,00 TL	-13%	7,00 TL	71%	12,00 TL
ORTALAMA	7,23 TL	-10%	6,51 TL	63%	10,64 TL

LEBLEBİ SARI 9,50 mm FİYATLARI

	2019 EKİM	2020 EKİM		2021 EKİM	
EN AZ	8,10 TL	-10%	7,25 TL	66%	12,00 TL
EN ÇOK	10,00 TL	-10%	9,00 TL	67%	15,00 TL
ORTALAMA	8,96 TL	-8%	8,22 TL	69%	13,92 TL

LEBLEBİ SARI 9,75 mm FİYATLARI

	2019 EKİM	2020 EKİM		2021 EKİM	
EN AZ	10,00 TL	-9%	9,05 TL	66%	15,00 TL
EN ÇOK	11,00 TL	0%	11,00 TL	64%	18,00 TL
ORTALAMA	10,42 TL	-3%	10,07 TL	63%	16,37 TL

LEBLEBİ SARI 10 mm FİYATLARI

	2019 EKİM	2020 EKİM		2021 EKİM	
EN AZ	11,05 TL	2%	11,25 TL	60%	18,00 TL
EN ÇOK	14,50 TL	14%	16,50 TL	42%	23,50 TL
ORTALAMA	12,20 TL	6%	12,89 TL	52%	19,55 TL

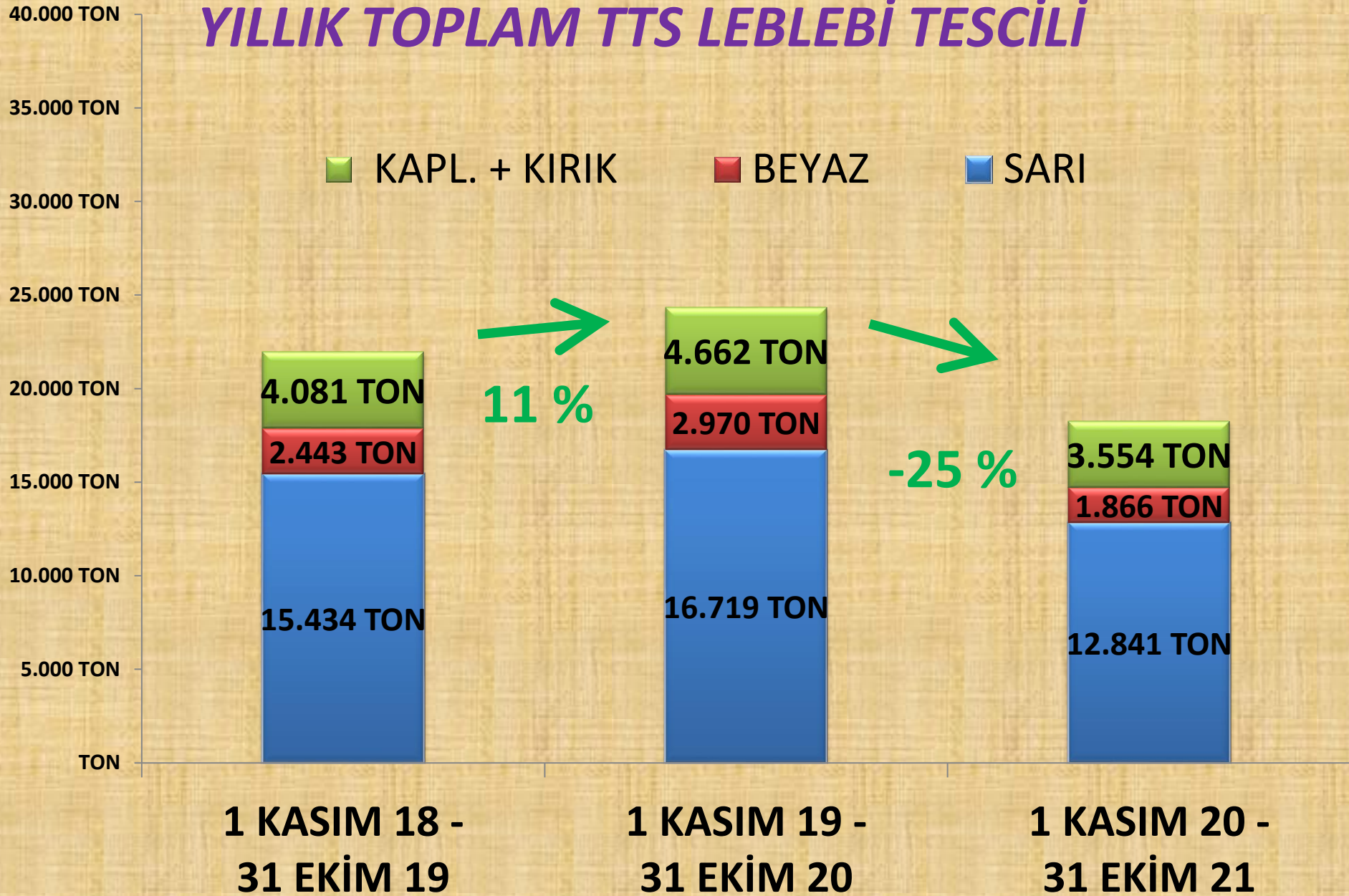
LEBLEBİ SARI Kalburaltı FİYATLARI

	2019 EKİM	2020 EKİM		2021 EKİM	
ORTALAMA	3,56 TL	26%	4,50 TL	72%	7,75 TL

YILLIK YURTIÇİ TOPLAM LEBLEBİ İŞLEM MİKTARI

MİKTAR	1 KASIM 2018 31 EKİM 2019	1 KASIM 2019 31 EKİM 2020	1 KASIM 2020 31 EKİM 2021		
SARI	15.434 TON	8%	16.719 TON	-23%	12.841 TON
BEYAZ	2.443 TON	22%	2.970 TON	-37%	1.866 TON
KAPL.+KIRIK	4.081 TON	14%	4.662 TON	-24%	3.554 TON
<u>LEBLEBİ TOPLAM</u>	21.958 TON	11%	24.351 TON	-25%	18.261 TON

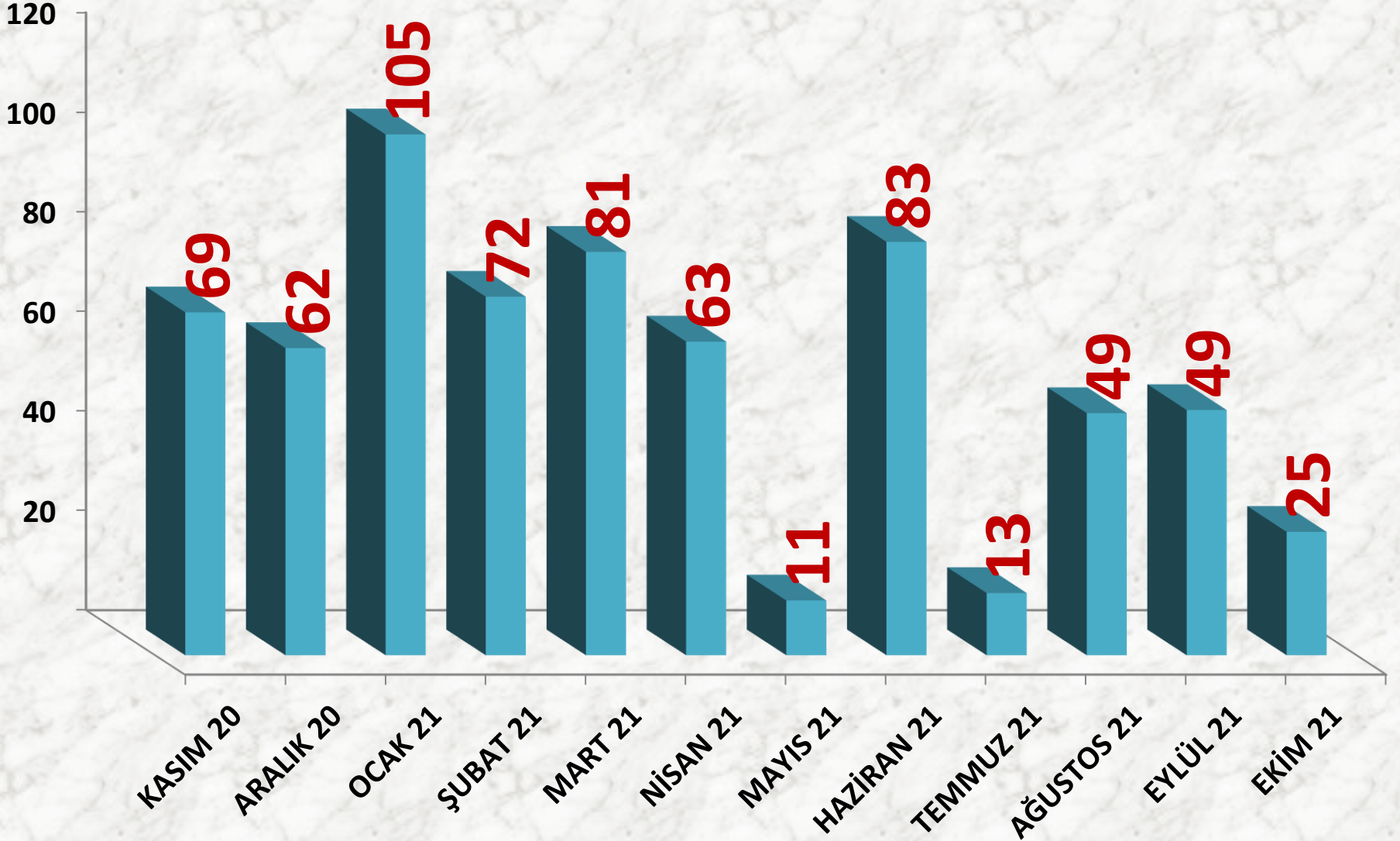
YILLIK TOPLAM TTS LEBLEBİ TESCİLİ

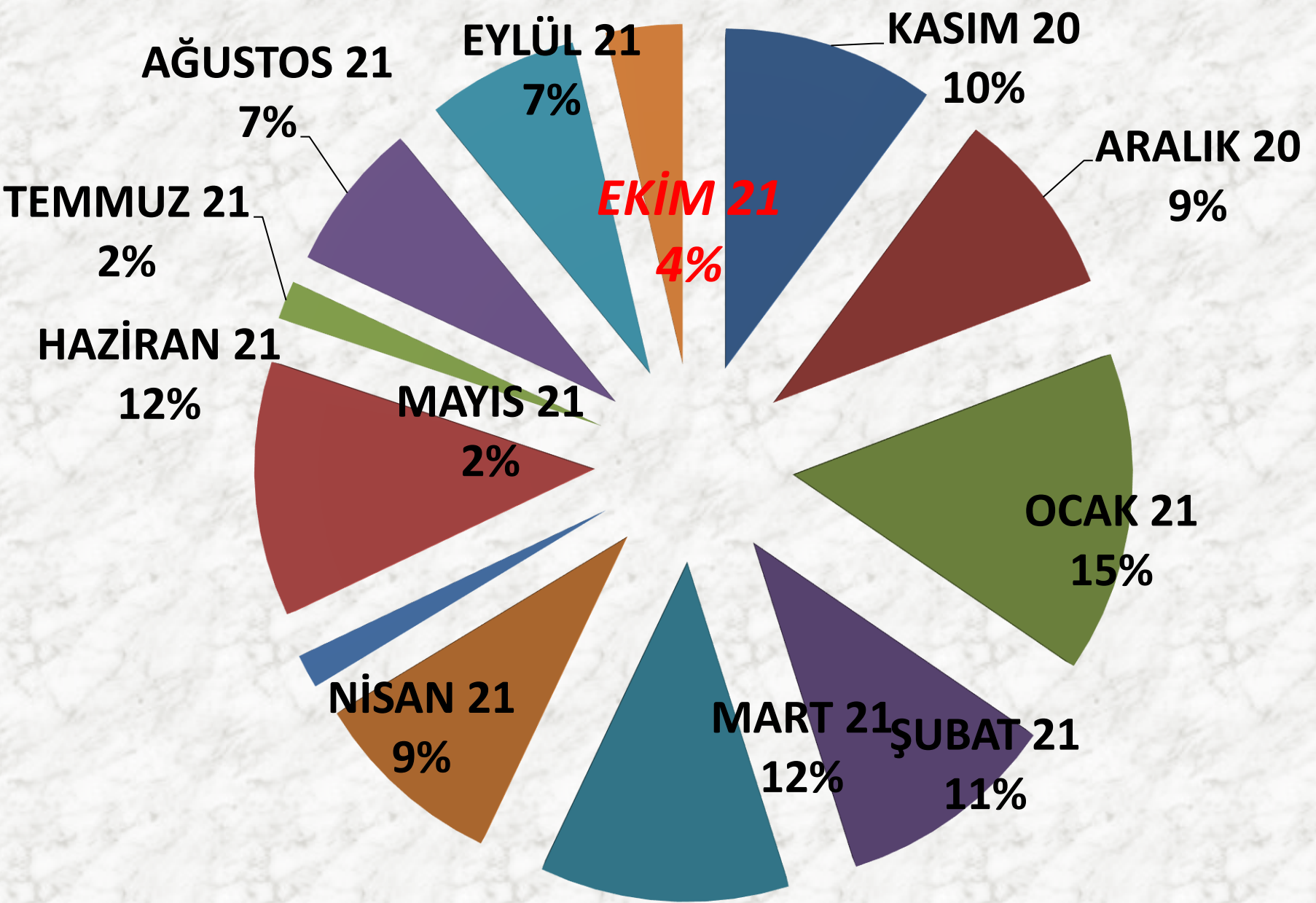


LEBLEBİ İHRACAT MİKTARLARI

2019 EKİM		2020 EKİM		2021 EKİM	
SARI LEBLEBİ	83.264 kg.	SARI LEBLEBİ	64.218 kg.	SARI LEBLEBİ	12.924 kg.
BEYAZ LEBLEBİ	63.466 kg.	BEYAZ LEBLEBİ	52.558 kg.	BEYAZ LEBLEBİ	4.796 kg.
KAPLAMALI LEBLEBİ	23.172 kg.	KAPLAMALI LEBLEBİ	5.502 kg.	KAPLAMALI LEBLEBİ	2.560 kg.
KIRIK LEBLEBİ	2.000 kg.	KIRIK LEBLEBİ	-	KIRIK LEBLEBİ	-
LEBLEBİ KALBURALTI	5.000 kg.	LEBLEBİ KALBURALTI	-	LEBLEBİ KALBURALTI	4.500 kg.
LEBLEBİ UNU	-	LEBLEBİ UNU	-	LEBLEBİ UNU	-
<u>TOPLAM</u>	176.902 kg.	<u>TOPLAM</u>	122.278 kg.	<u>TOPLAM</u>	24.780 kg.

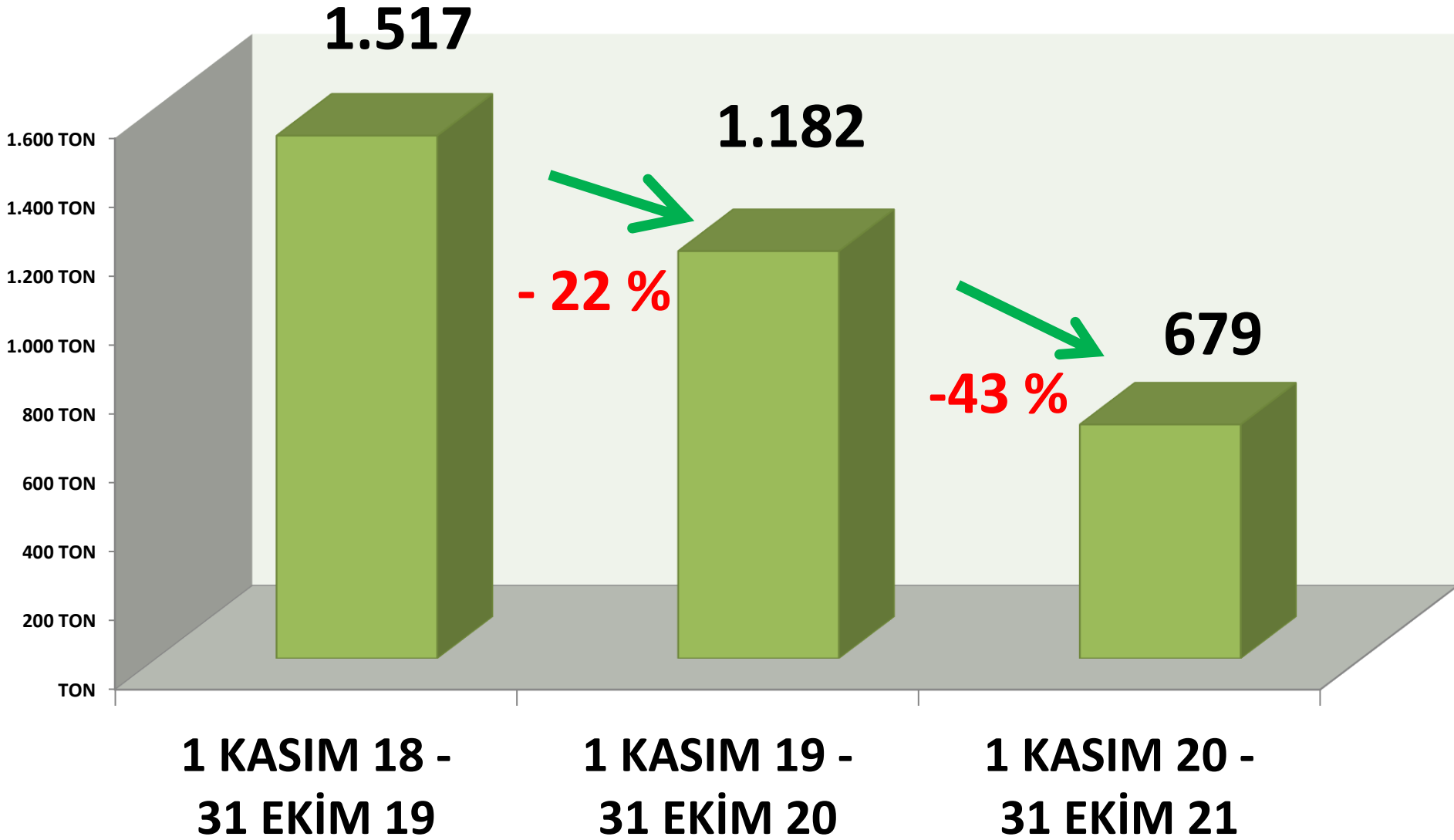
Leblebi İhracat (Ton)





AYLIK LEBLEBİ İHRACAT MİKTARI ORANLARI

YILLIK TOPLAM LEBLEBİ İHRACAT MİKTARI (TON)



AYÇEKİRDEĞİ

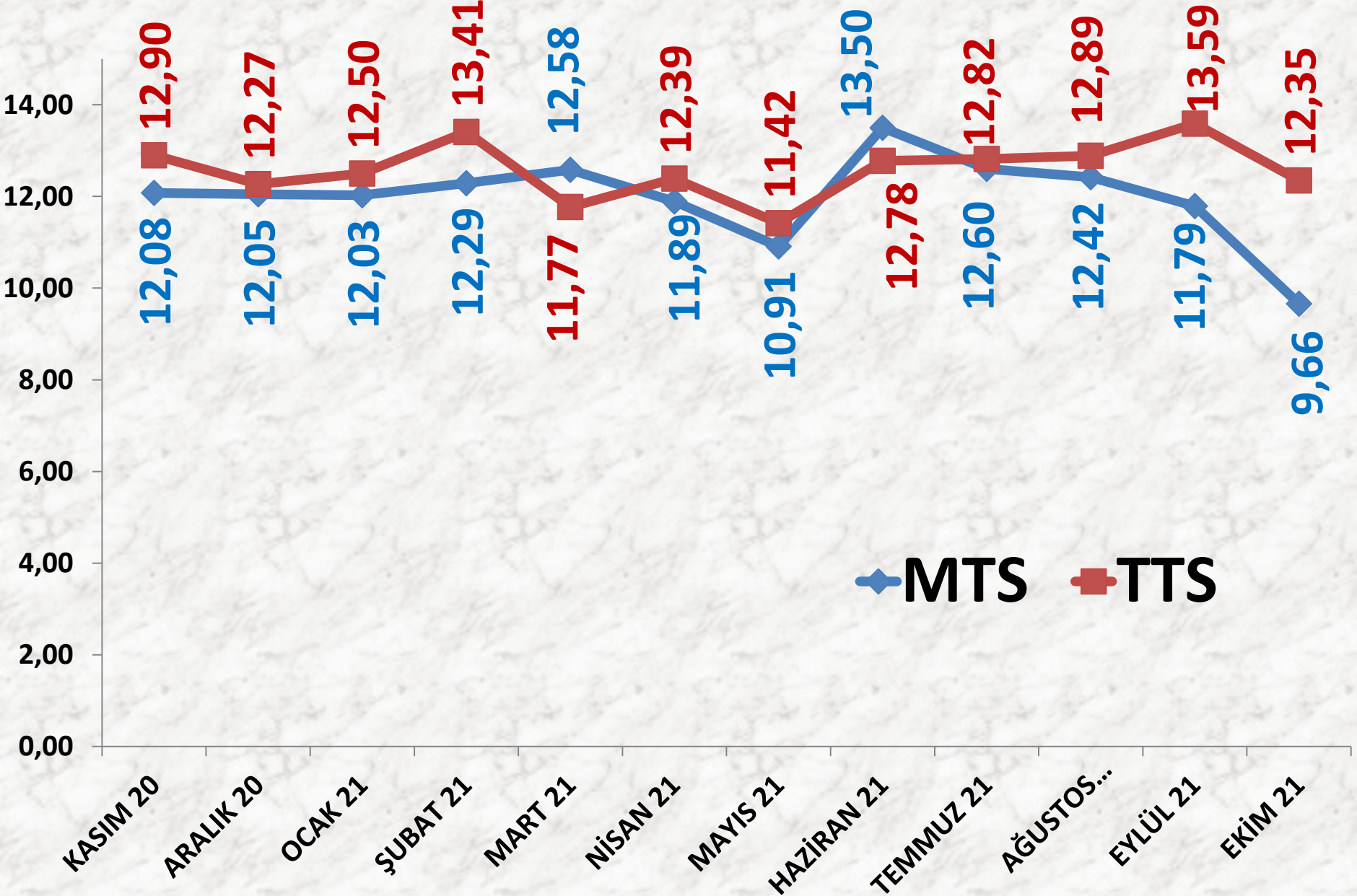
İŞLEM MİKTARI (TON)	2019 EKİM	2020 EKİM		2021 EKİM	
MTS	6996 TON	-13%	6096 TON	-59%	2518 TON
TTS	3438 TON	-73%	928 TON	105%	1898 TON

EN AZ FİYAT	2019 EKİM	2020 EKİM		2021 EKİM	
MTS	4,91 TL	100%	9,80 TL	-20%	7,80 TL
TTS	4,70 TL	113%	10,00 TL	-19%	8,10 TL

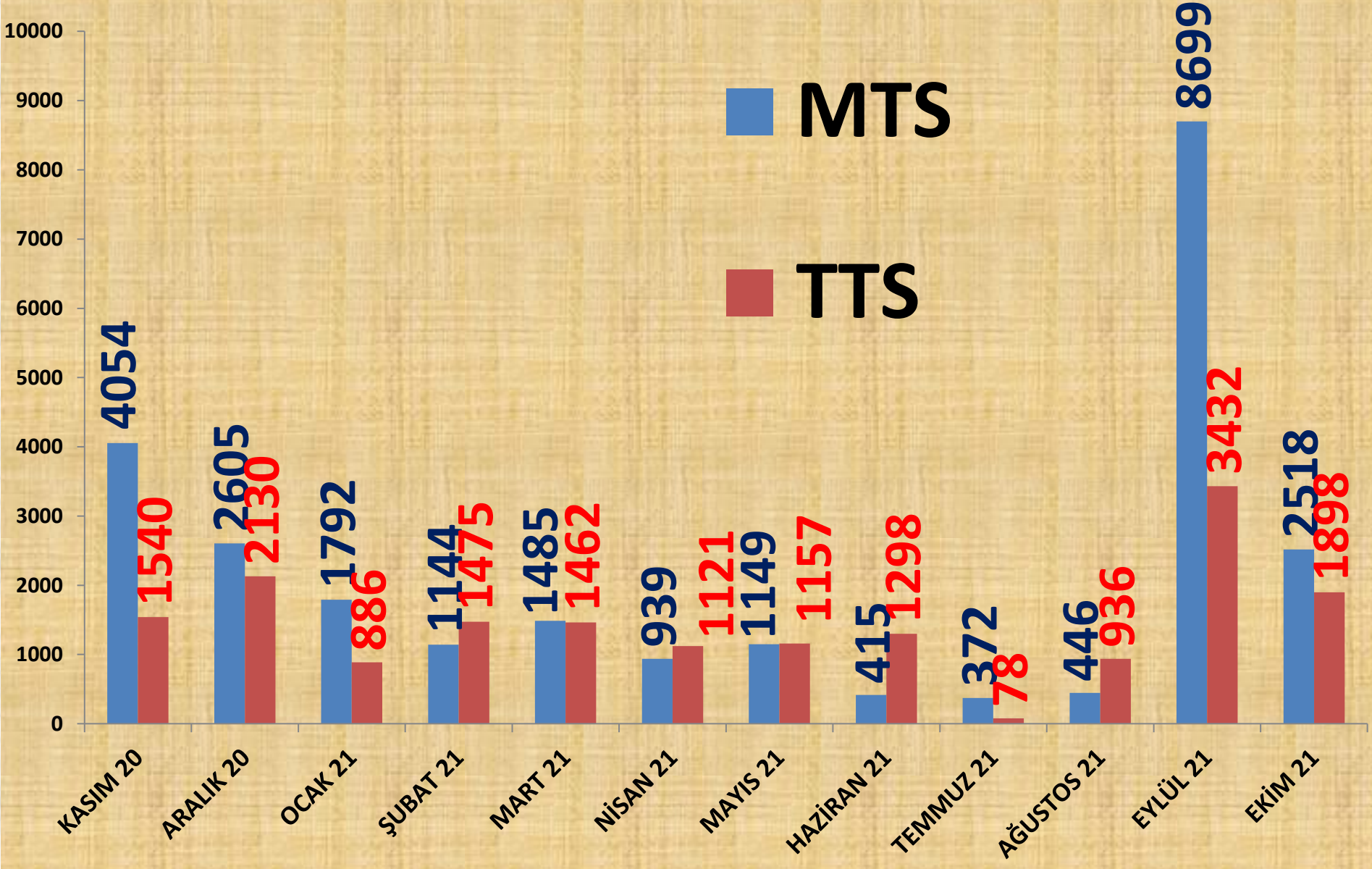
EN ÇOK FİYAT	2019 EKİM	2020 EKİM		2021 EKİM	
MTS	11,50 TL	54%	17,70 TL	-6%	16,68 TL
TTS	12,25 TL	51%	18,50 TL	4%	19,29 TL

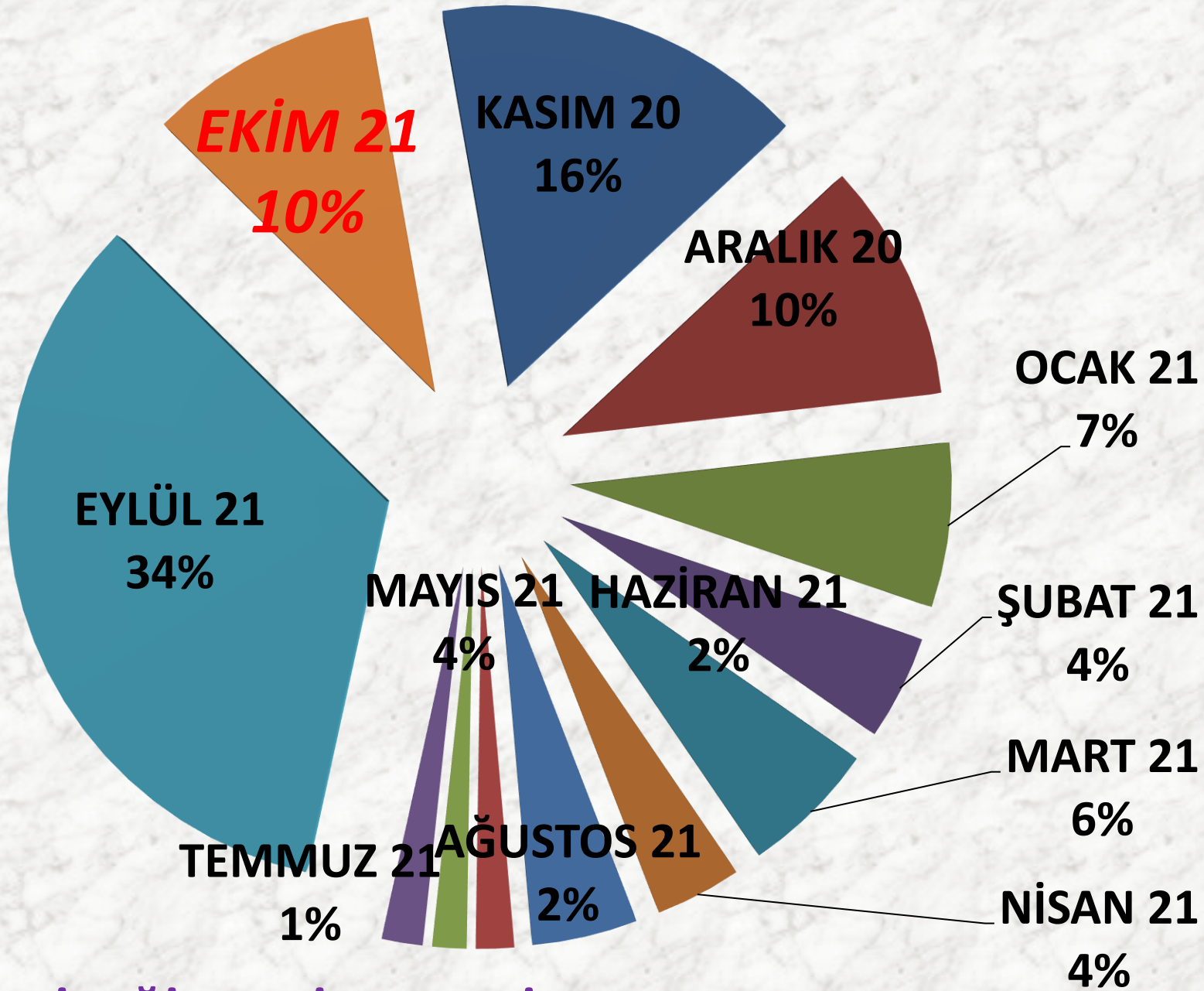
ORT. FİYAT	2019 EKİM	2020 EKİM		2021 EKİM	
MTS	8,58 TL	50%	12,90 TL	-25%	9,66 TL
TTS	8,34 TL	54%	12,88 TL	-4%	12,35 TL

AYLIK AYÇİÇEĞİ FİYAT TRENDİ (TL)



AYLIK AYÇİÇEĞİ İŞLEM MİKTARI (TON)

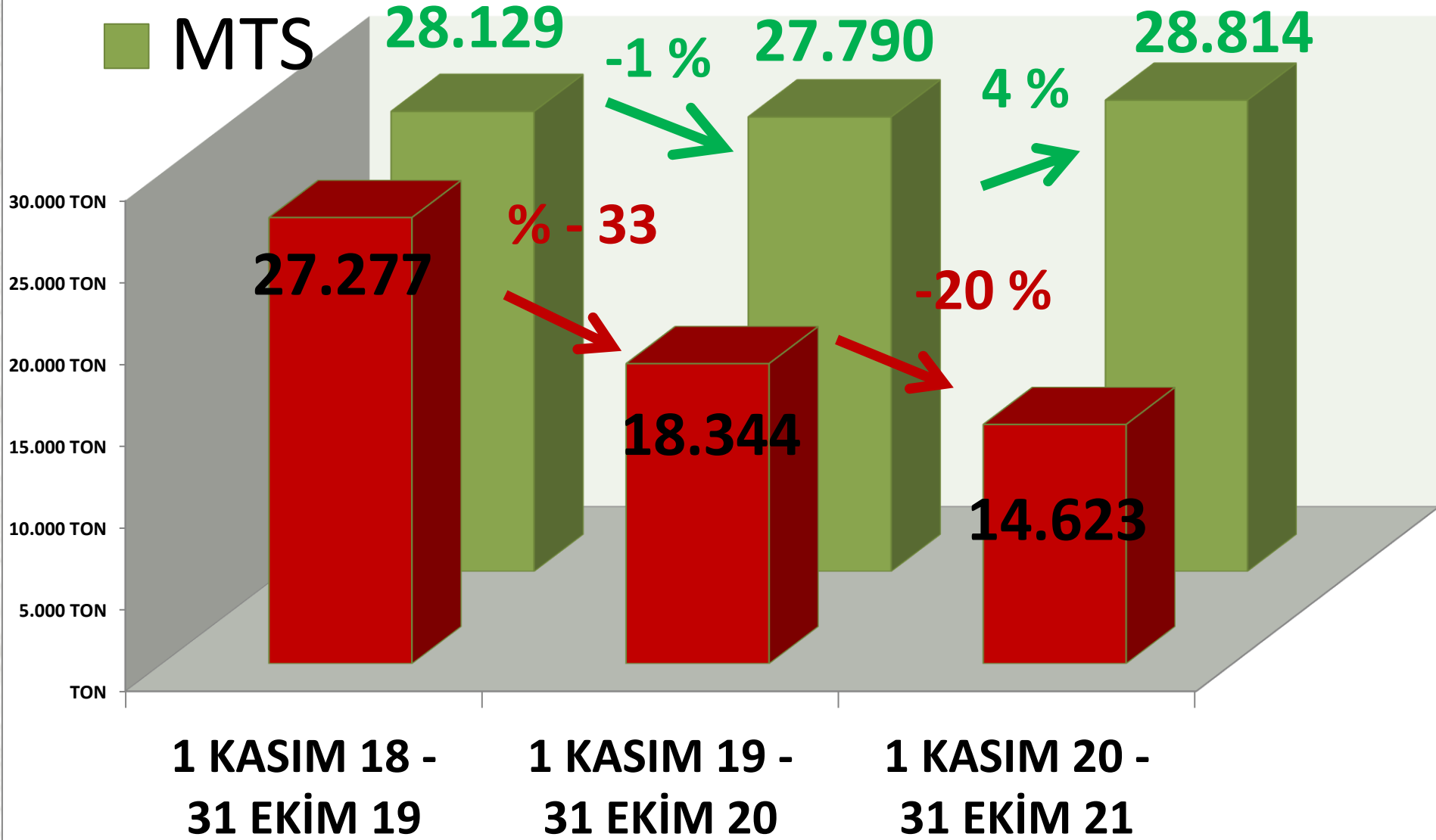




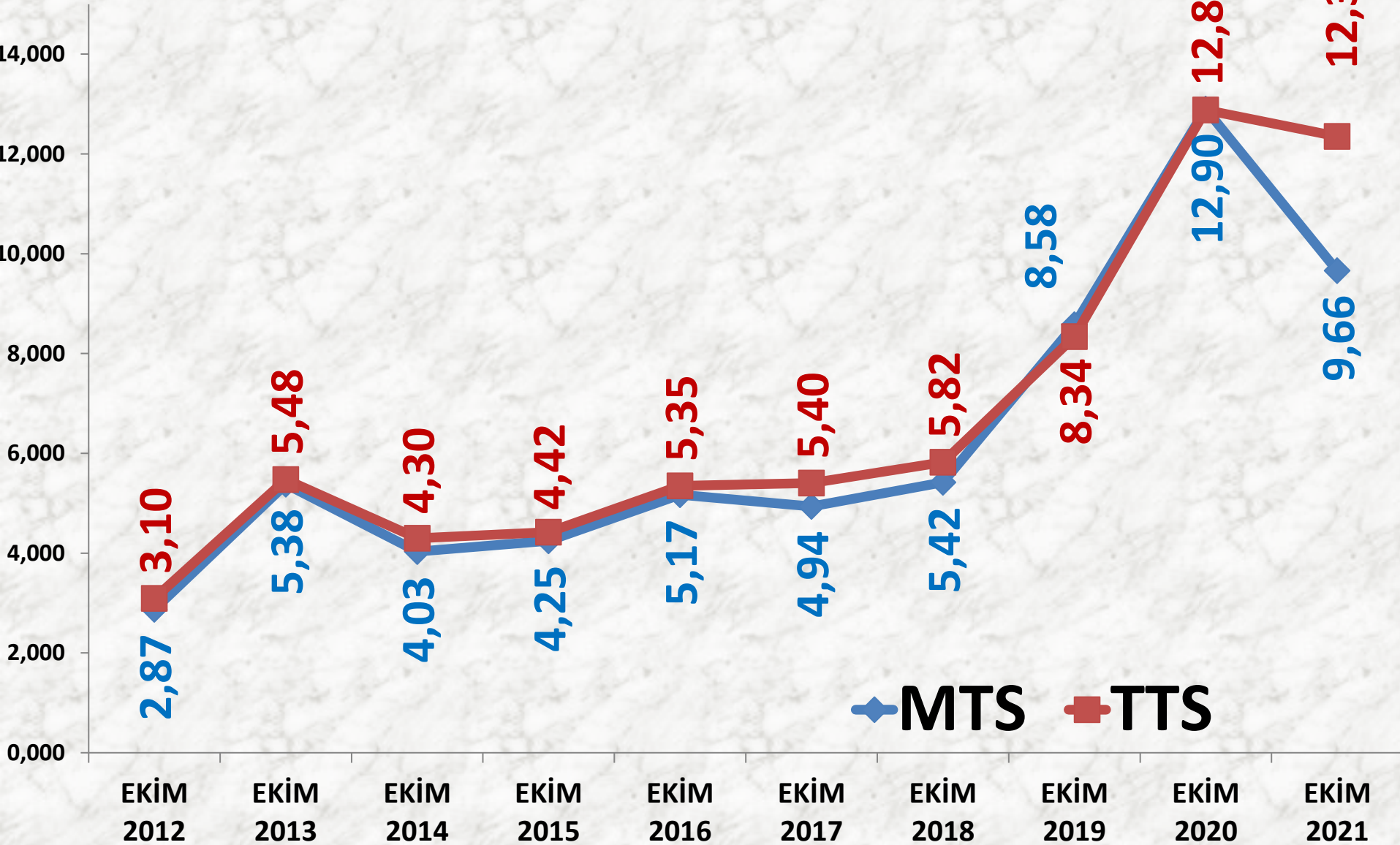
AYLIK AYÇİÇEĞİ MTS İŞLEM MİKTARI ORANLARI

TTS YILLIK TOPLAM AYÇİÇEĞİ İŞLEM MİKTARI (TON)

■ MTS

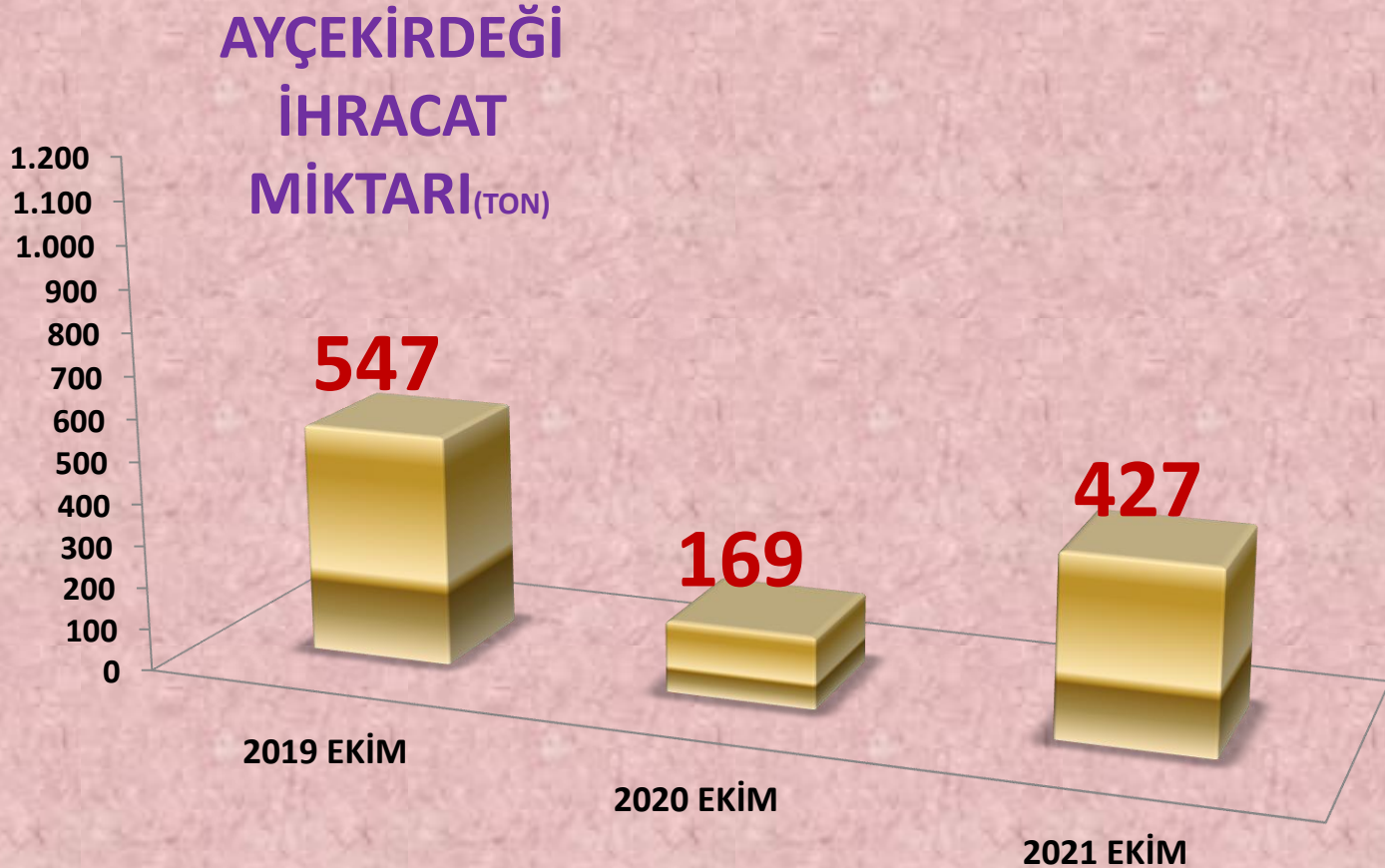


EKİM AYLARI AYÇİÇEĞİ FİYAT ORT. (TL)

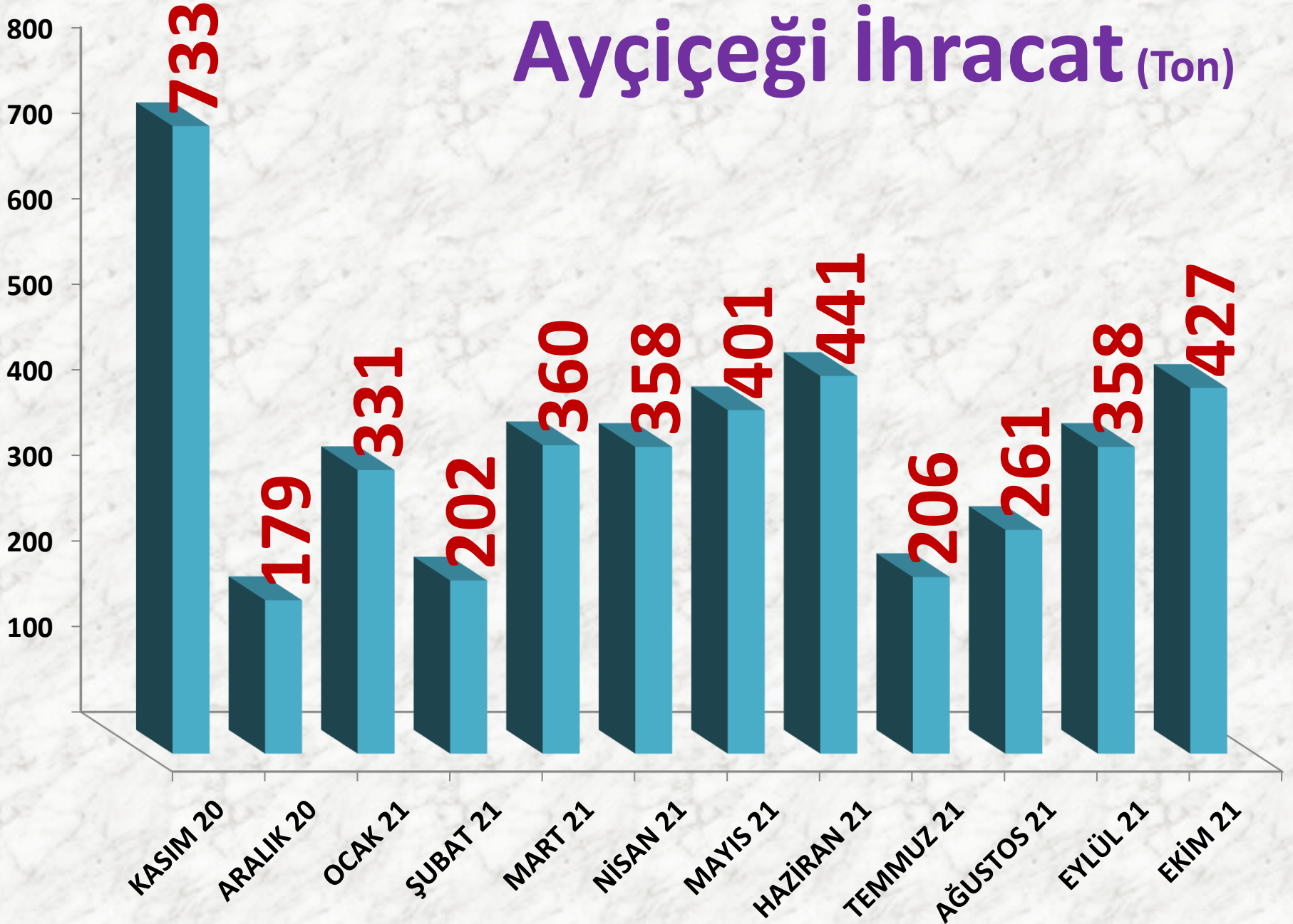


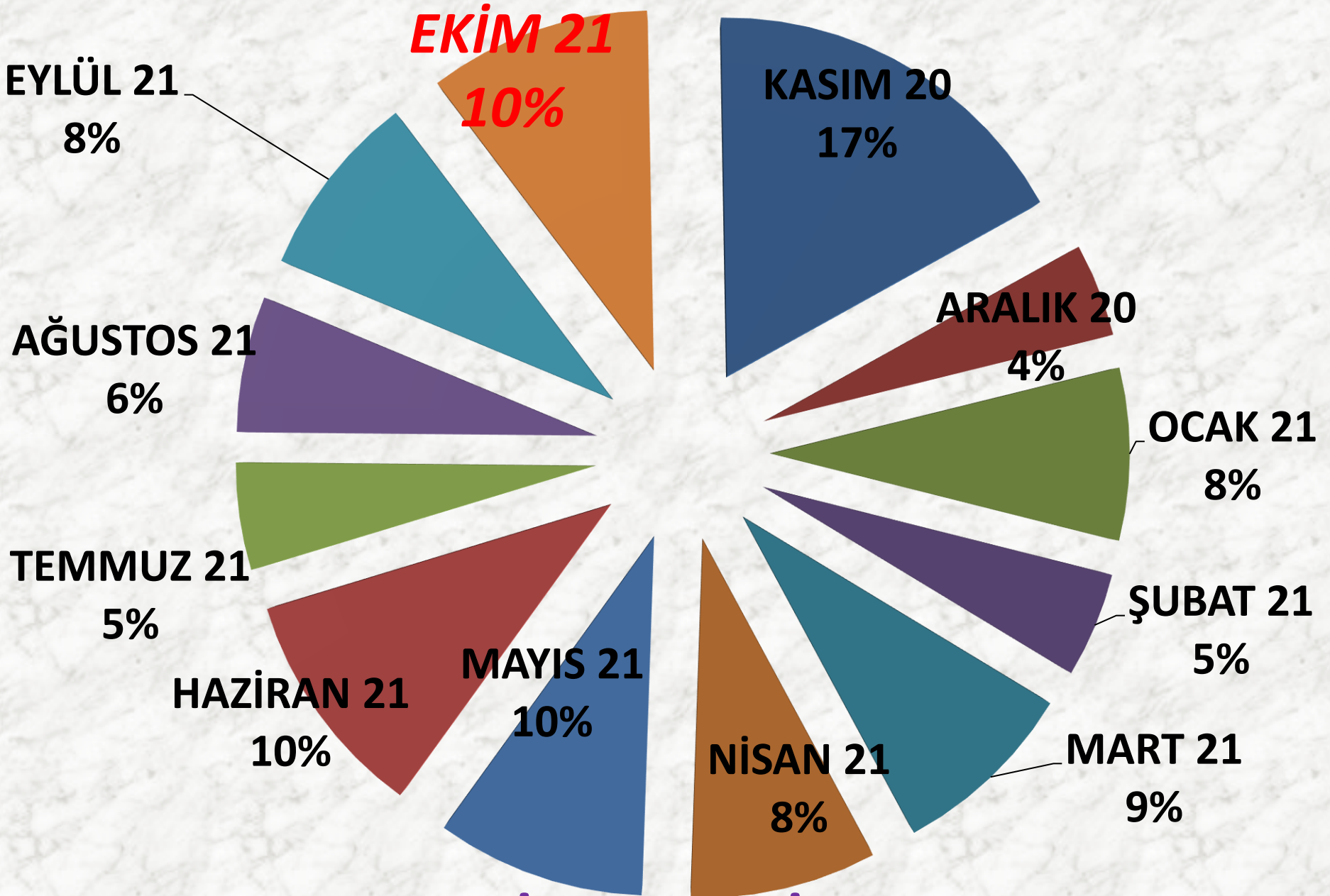
AYÇEKİRDEĞİ İHRACATI

İŞLEM HACMİ TON	2019 EKİM	2020 EKİM		2021 EKİM	
TTS	547 TON	-69%	169 TON	153%	427 TON



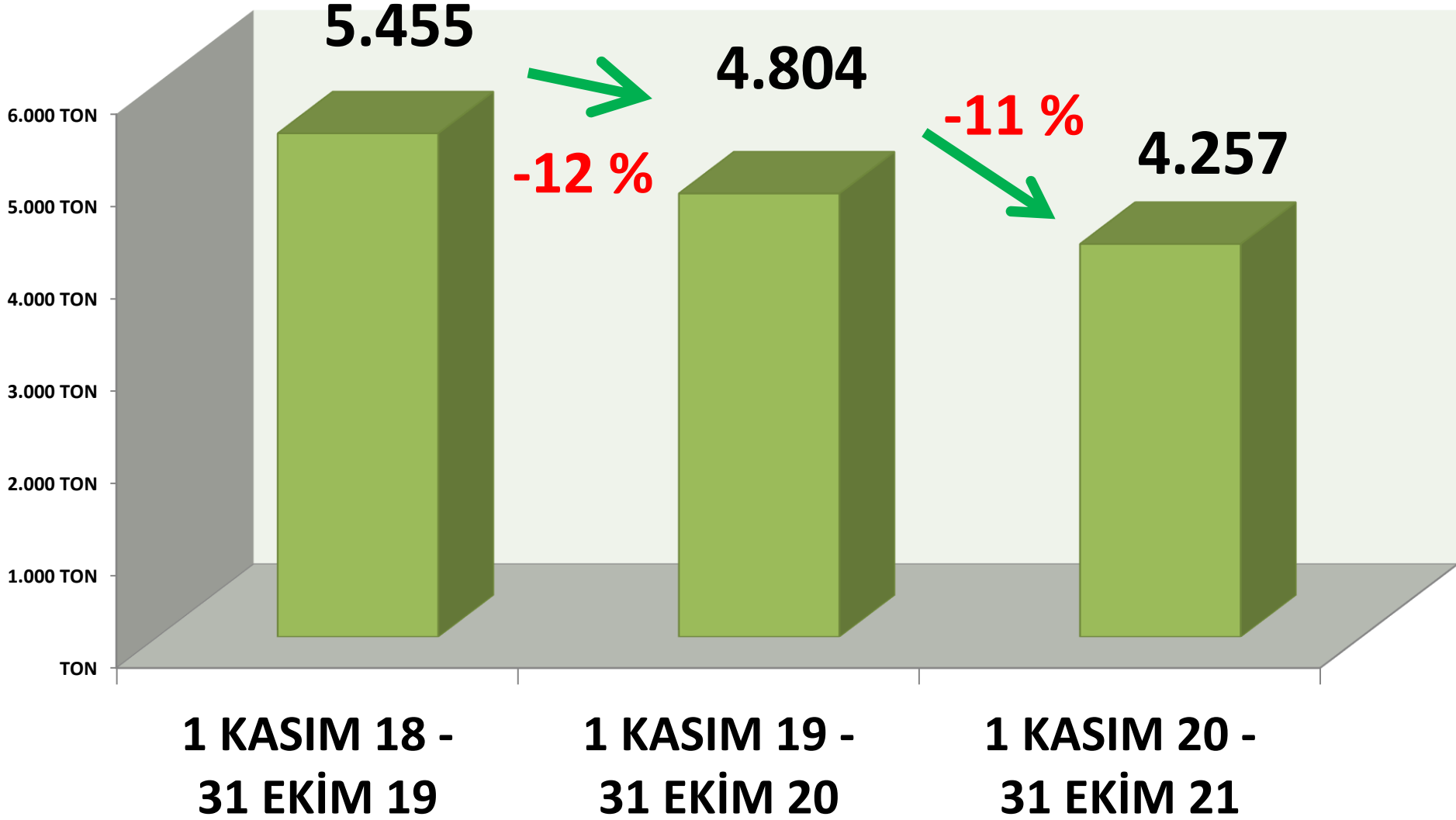
Ayçiçeği ihracat (Ton)





Aylık Ayçiçeği İhracat Miktarı Oranları

YILLIK TOPLAM AYÇIĞEĞİ İHRACAT MİKTARI (TON)



SÜT

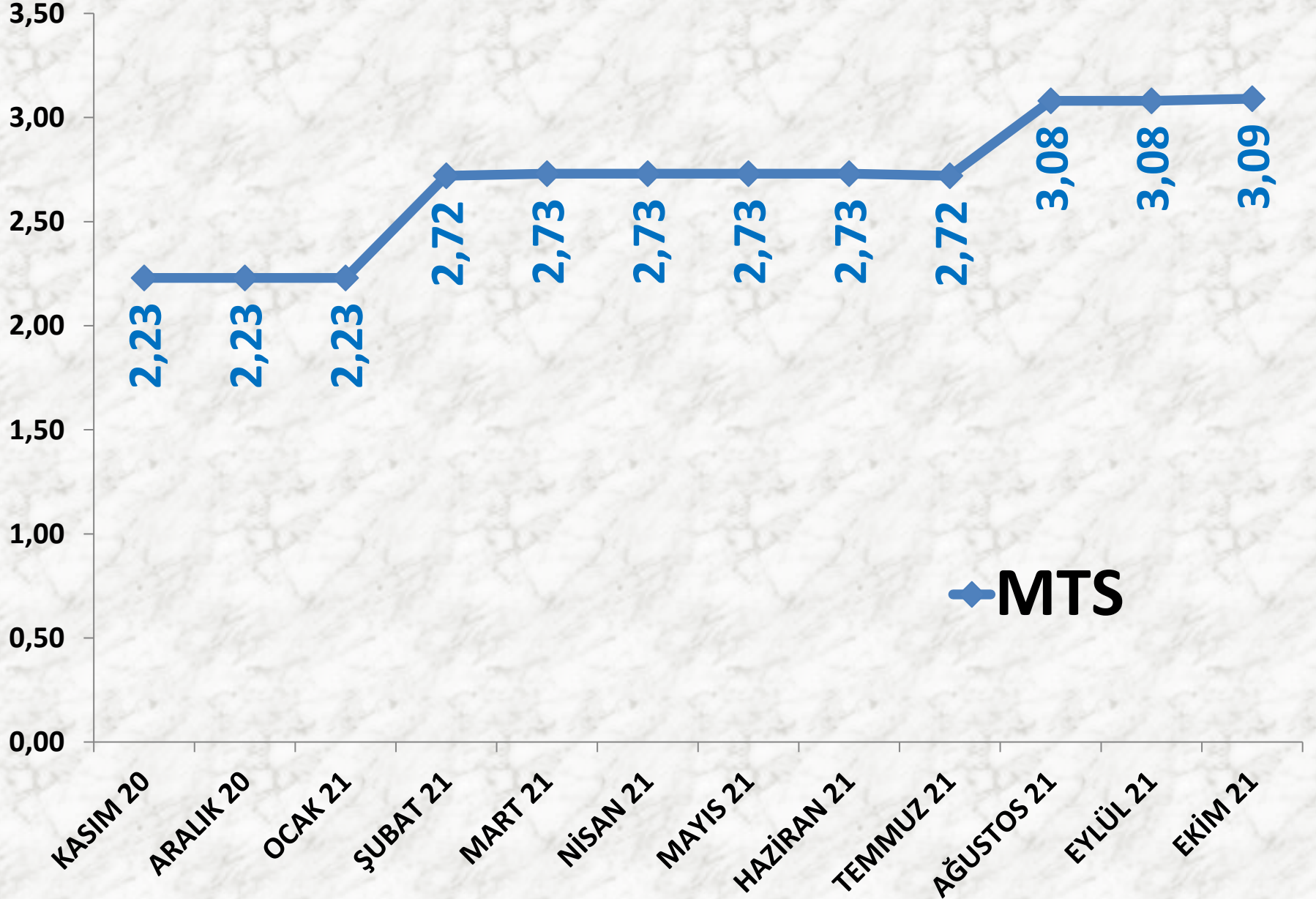
İŞLEM MİKTARI (M ³)	2019 EKİM		2020 EKİM		2021 EKİM	
	MTS	26.697 M ³	3%	27.488 M ³	5%	28.963 M ³

EN AZ FİYAT	2019 EKİM		2020 EKİM		2021 EKİM	
	MTS	1,60 TL	25%	2,00 TL	40%	2,79 TL

EN ÇOK FİYAT	2019 EKİM		2020 EKİM		2021 EKİM	
	MTS	2,09 TL	20%	2,50 TL	40%	3,49 TL

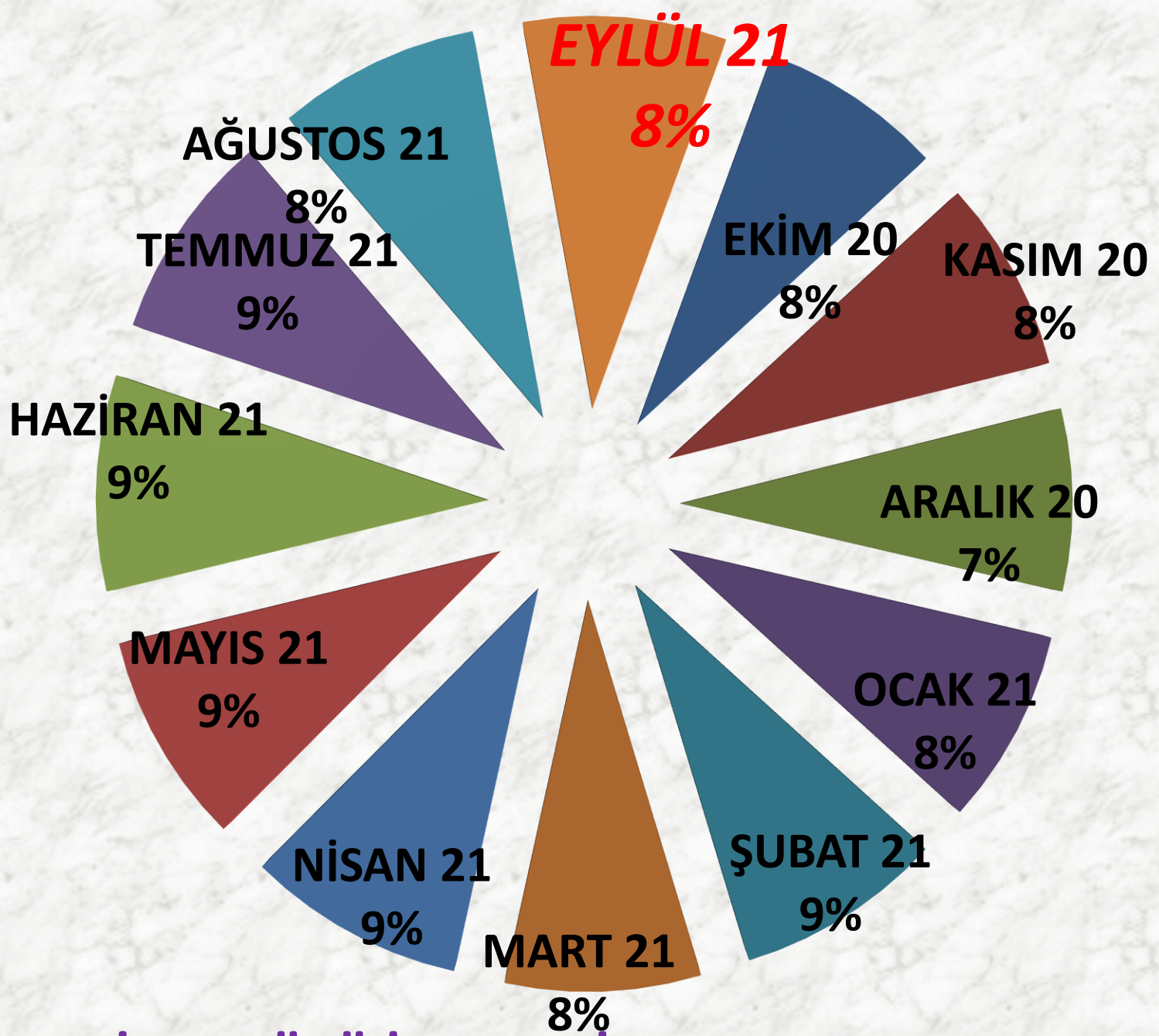
ORTALAMA FİYAT	2019 EKİM		2020 EKİM		2021 EKİM	
	MTS	1,92 TL	16%	2,23 TL	38%	3,09 TL

AYLIK İNEK SÜTÜ FİYAT TRENDİ (TL)





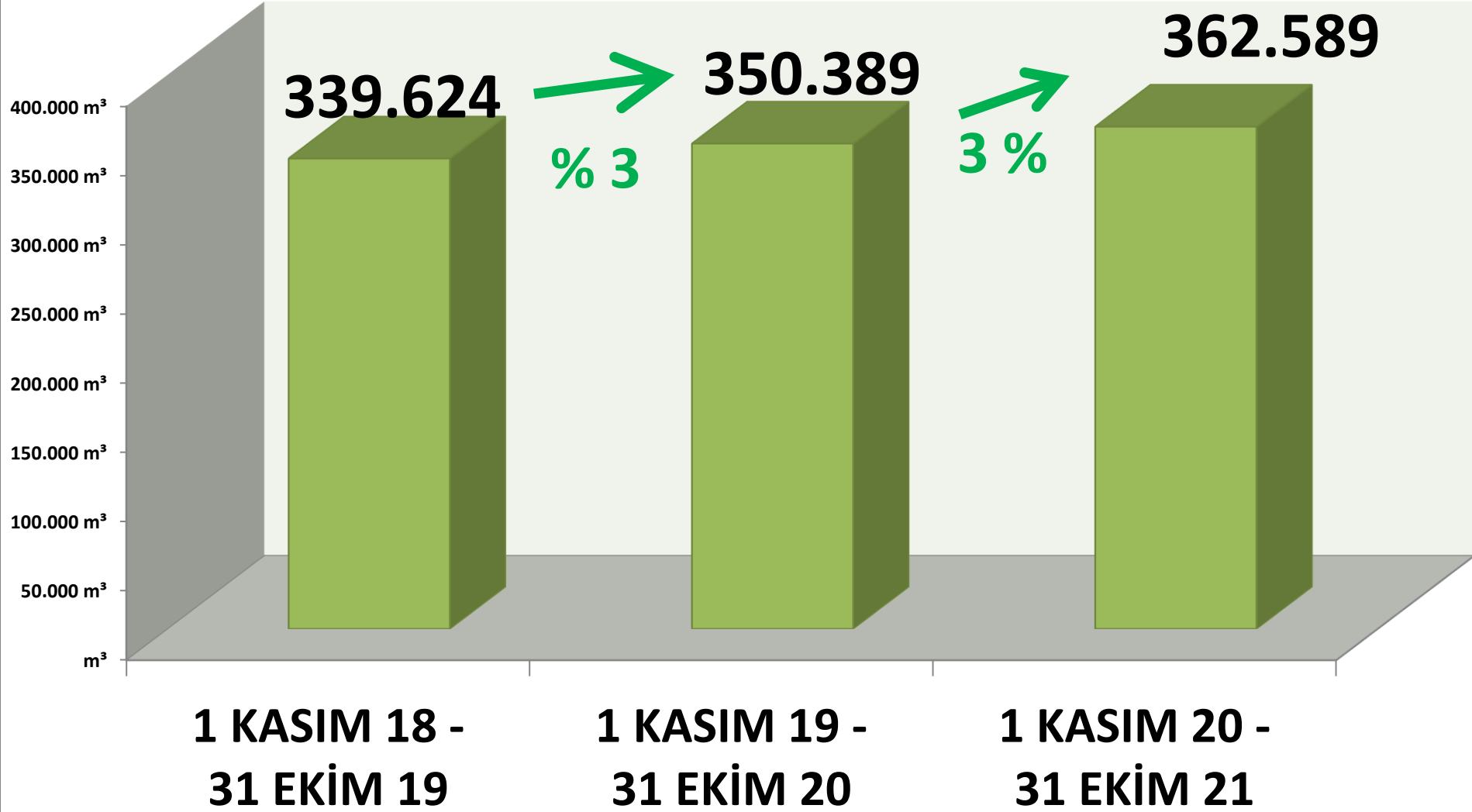
AYLIK SÜT İŞLEM MİKTARI (M³)



AYLIK MTS İNEK SÜTÜ İŞLEM MİKTARI ORANLARI

YILLIK TOPLAM İNEK SÜTÜ İŞLEM MİKTARI (M³)

■ MTS



BEYAZ HAŞHAŞ

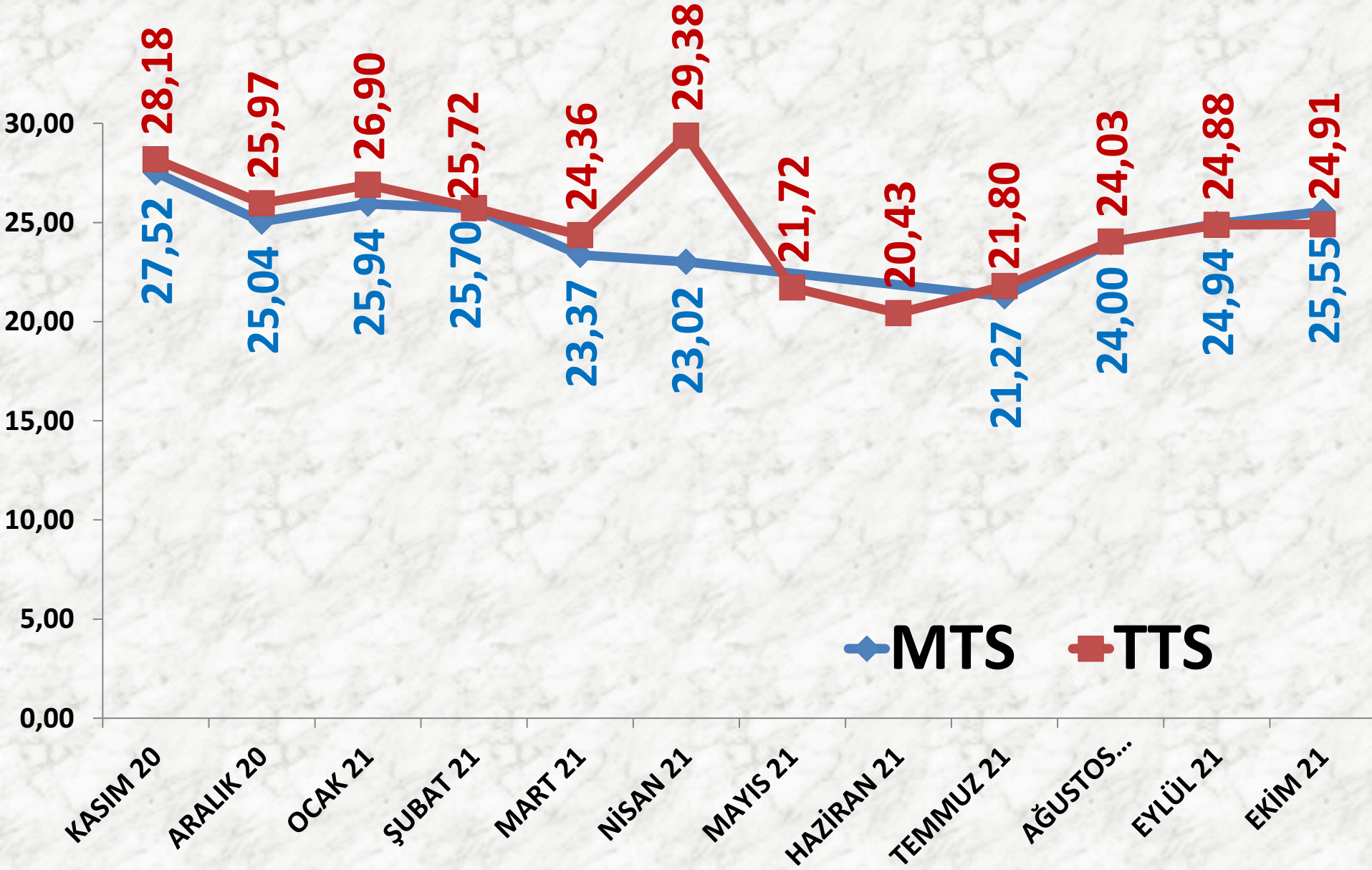
İŞLEM MİKTARI (TON)	2019 EKİM	2020 EKİM		2021 EKİM	
MTS	167 TON	174%	457 TON	-82%	81 TON
TTS	81 TON	408%	412 TON	19%	492 TON

EN AZ FİYAT	2019 EKİM	2020 EKİM		2021 EKİM	
MTS	16,84 TL	22%	20,50 TL	24%	25,50 TL
TTS	18,25 TL	34%	24,40 TL	-5%	23,27 TL

EN ÇOK FİYAT	2019 EKİM	2020 EKİM		2021 EKİM	
MTS	19,00 TL	50%	28,50 TL	23%	35,00 TL
TTS	23,33 TL	26%	29,50 TL	8%	32,00 TL

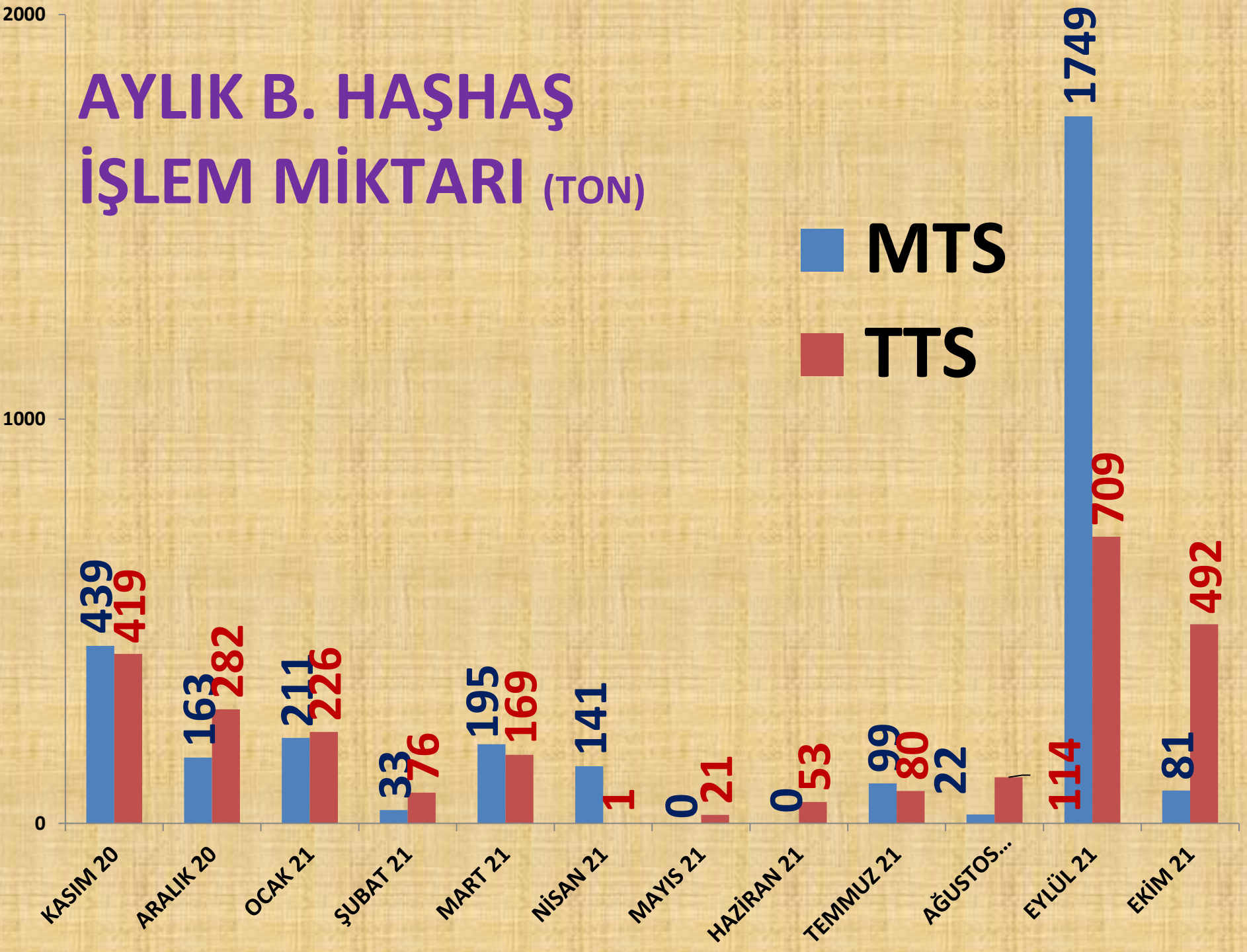
ORT. FİYAT	2019 EKİM	2020 EKİM		2021 EKİM	
MTS	18,96 TL	41%	26,67 TL	-4%	25,55 TL
TTS	18,85 TL	46%	27,51 TL	-9%	24,91 TL

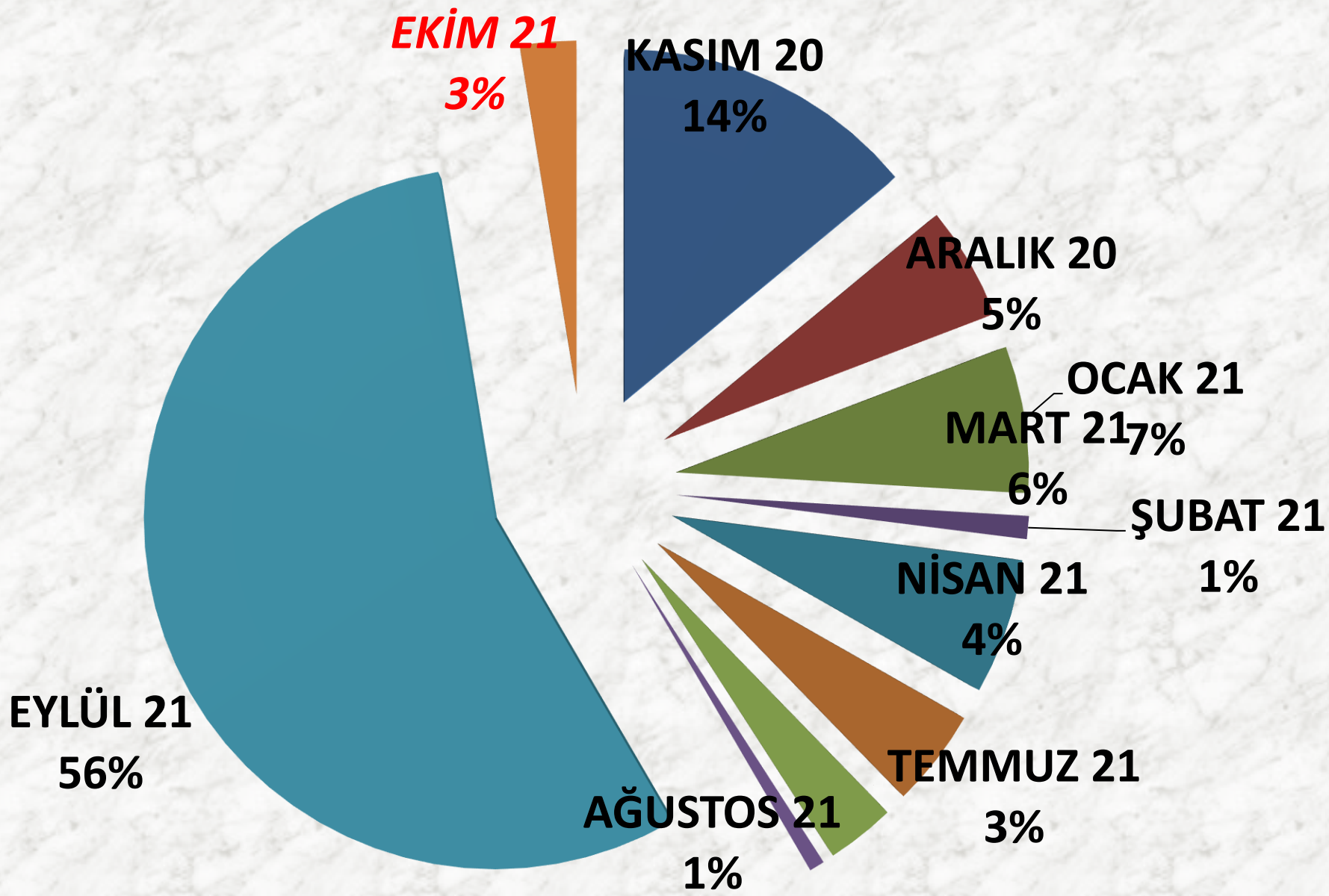
AYLIK B. HAŞHAŞ FİYAT TRENDİ (TL)



AYLIK B. HAŞHAŞ İŞLEM MİKTARI (TON)

■ MTS
■ TTS

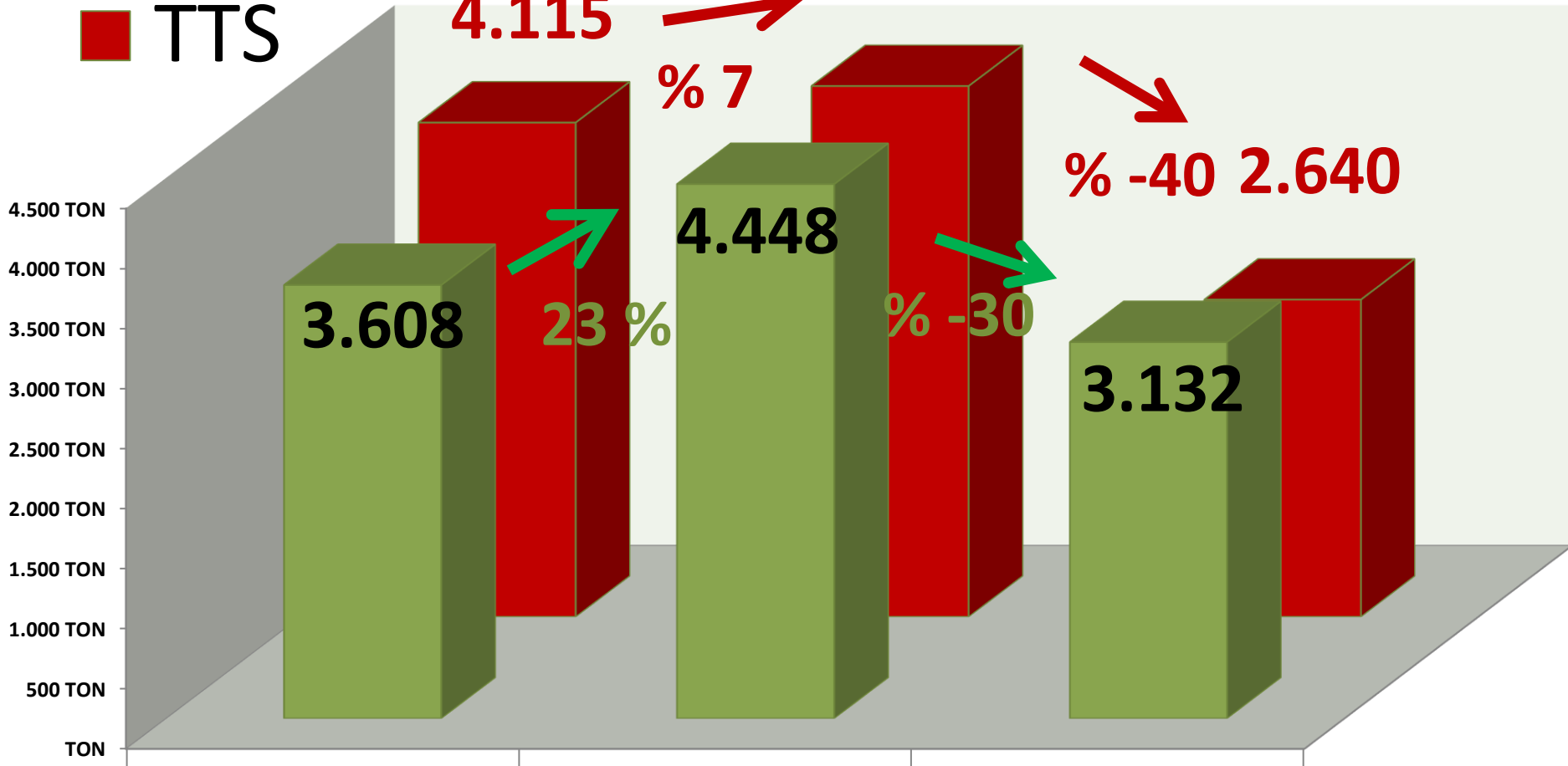




B. HAŞHAŞ MTS İŞLEM MİKTARI ORANLARI

MTS YILLIK TOPLAM B. HAŞHAŞ İŞLEM MİKTARI (TON)

■ MTS
■ TTS

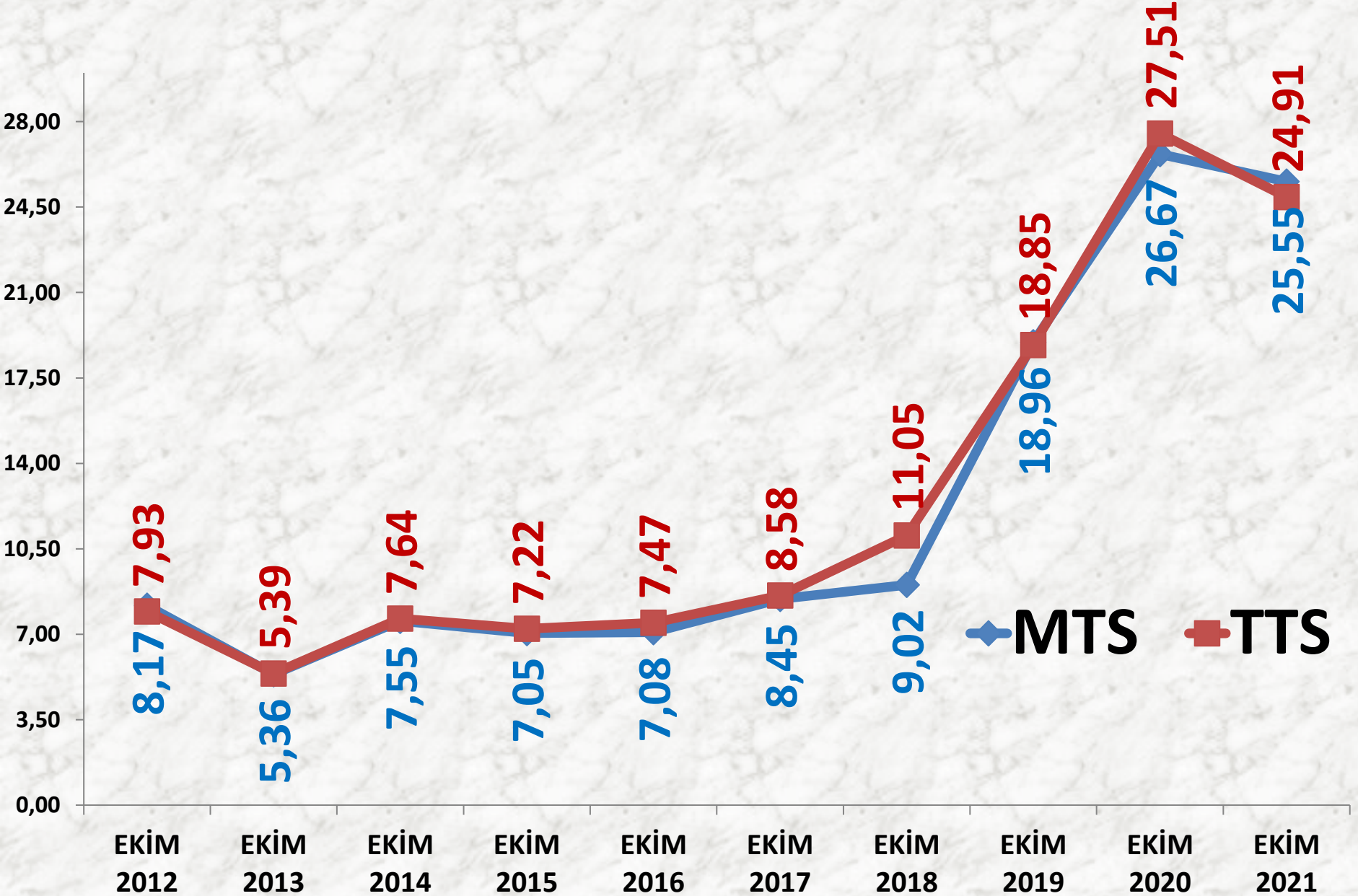


1 KASIM 18 -
31 EKİM 19

1 KASIM 19 -
31 EKİM 20

1 KASIM 20 -
31 EKİM 21

EKİM AYLARI B. HAŞHAŞ FİYAT TRENDİ (TL)



MAVİ HAŞHAŞ

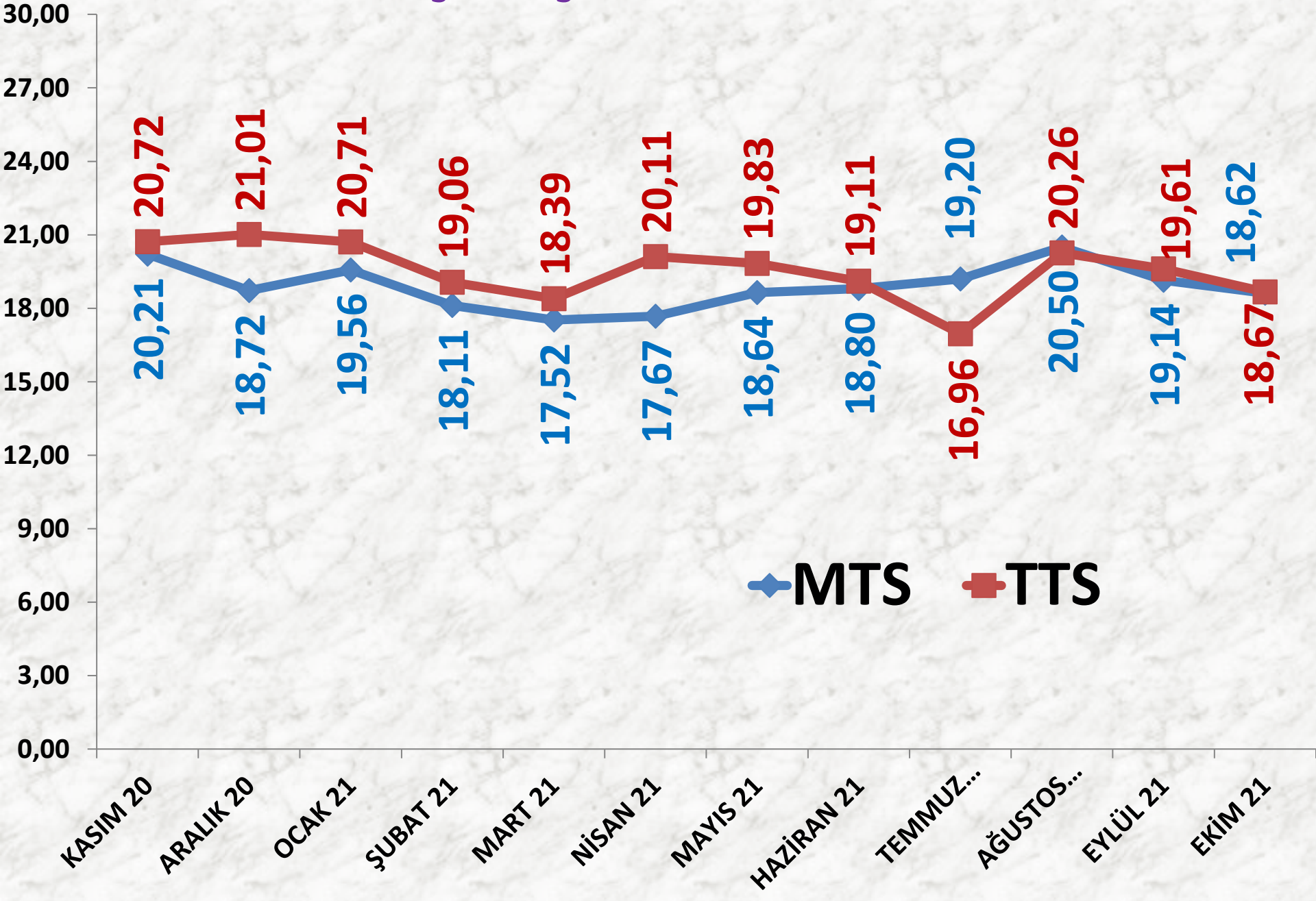
İŞLEM MİKTARI (TON)	2019 EKİM	2020 EKİM		2021 EKİM	
MTS	339 TON	-47%	181 TON	-45%	99 TON
TTS	297 TON	-53%	141 TON	66%	234 TON

EN AZ FİYAT	2019 EKİM	2020 EKİM		2021 EKİM	
MTS	18,00 TL	7%	19,23 TL	-6%	18,10 TL
TTS	18,00 TL	3%	18,50 TL	-16%	15,50 TL

EN ÇOK FİYAT	2019 EKİM	2020 EKİM		2021 EKİM	
MTS	22,00 TL	-2%	21,50 TL	-13%	18,68 TL
TTS	30,00 TL	-8%	27,50 TL	2%	28,00 TL

ORT. FİYAT	2019 EKİM	2020 EKİM		2021 EKİM	
MTS	19,06 TL	5%	20,08 TL	-7%	18,62 TL
TTS	19,11 TL	12%	21,38 TL	-13%	18,67 TL

AYLIK M. HAŞHAŞ FİYAT TRENDİ (TL)

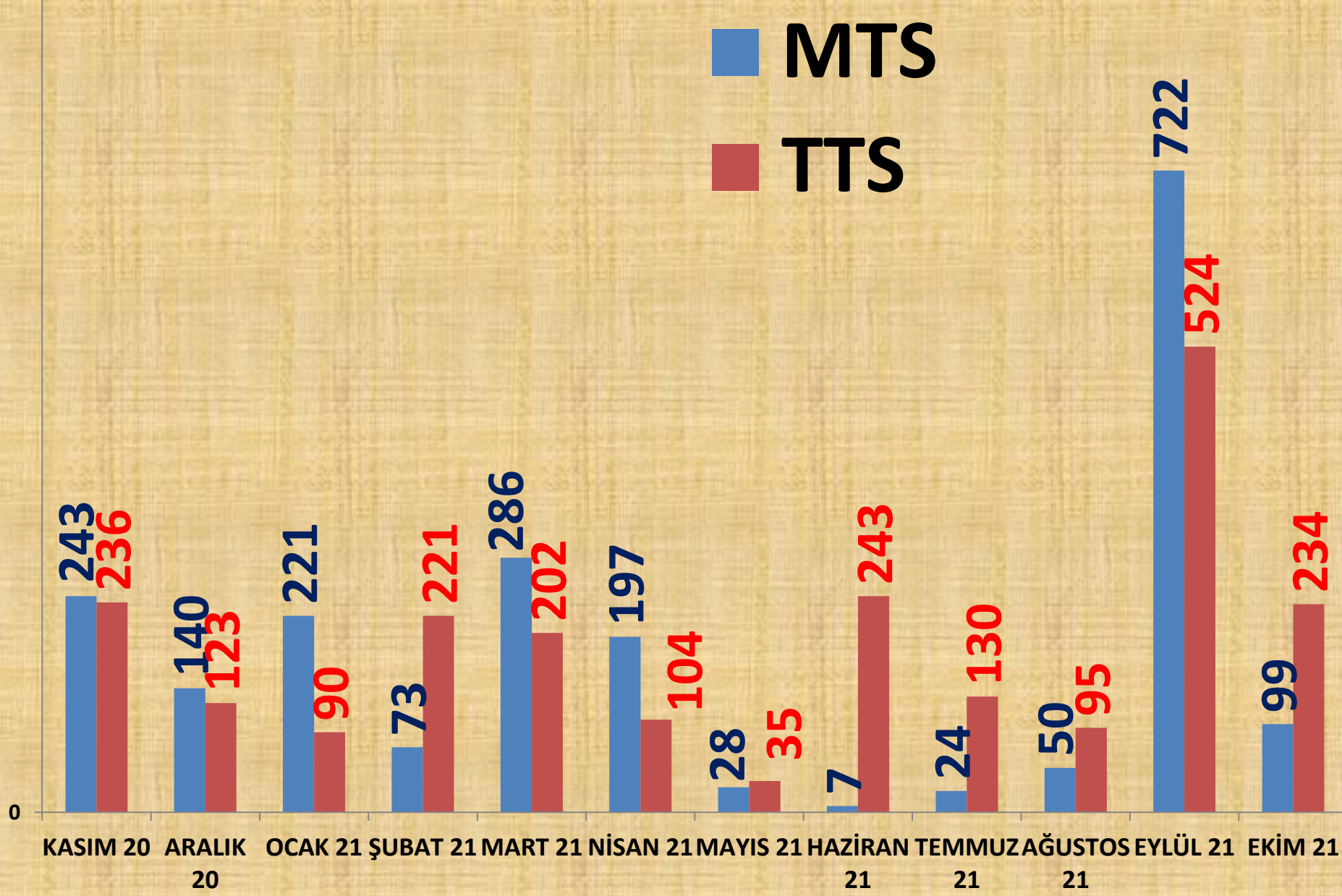


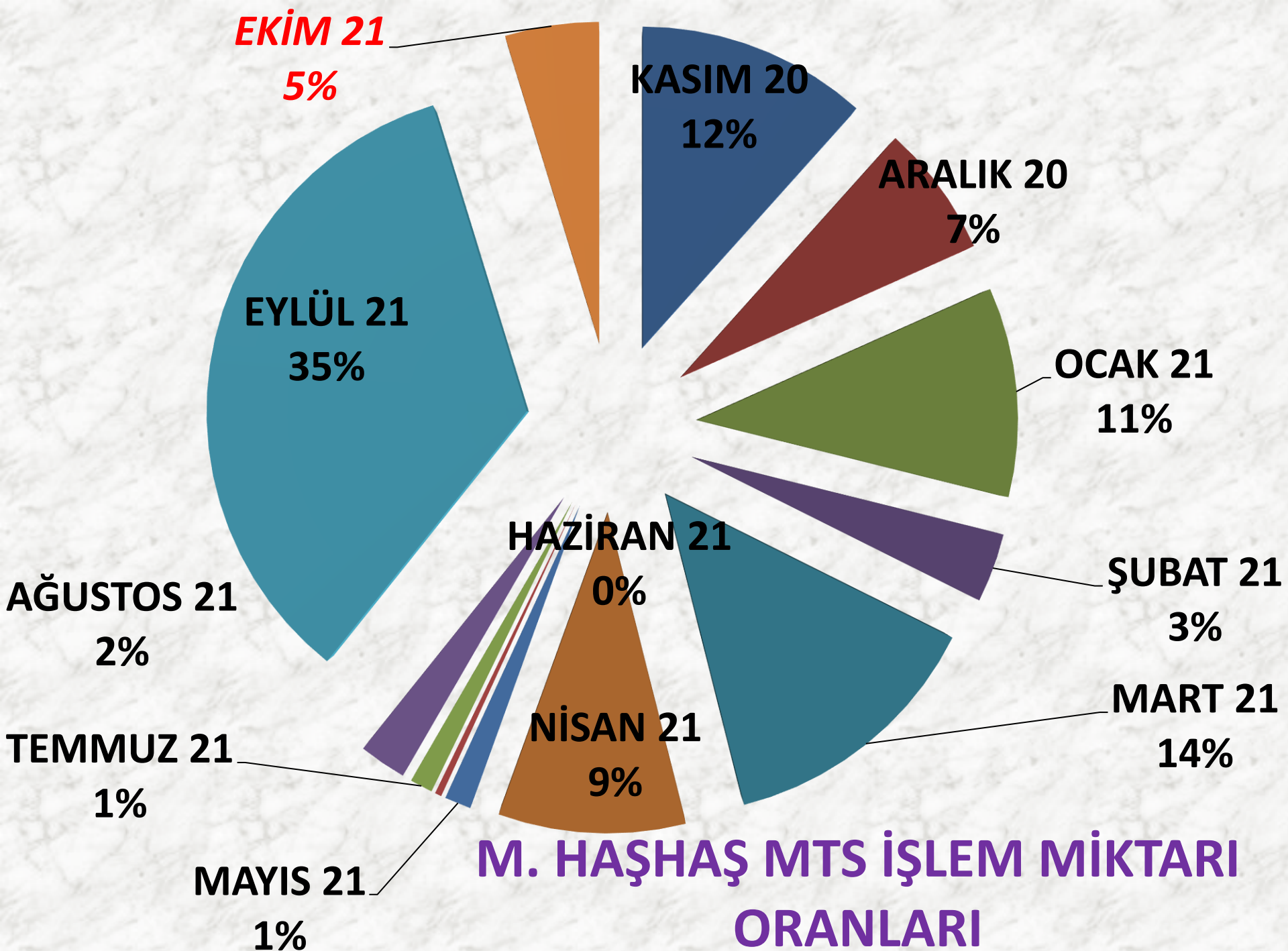
1000

AYLIK M. HAŞHAŞ İŞLEM MİKTARI (TON)

■ MTS

■ TTS

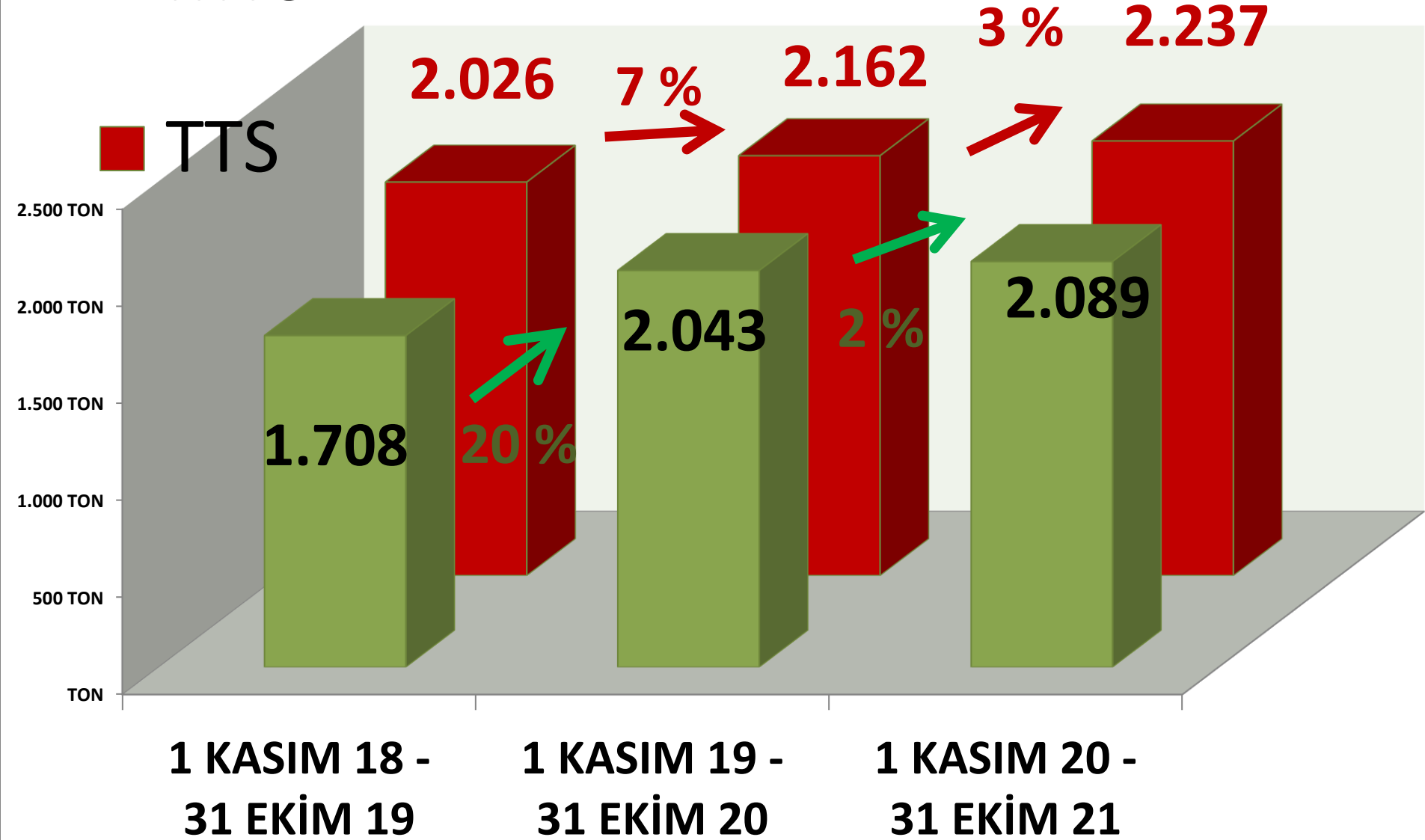




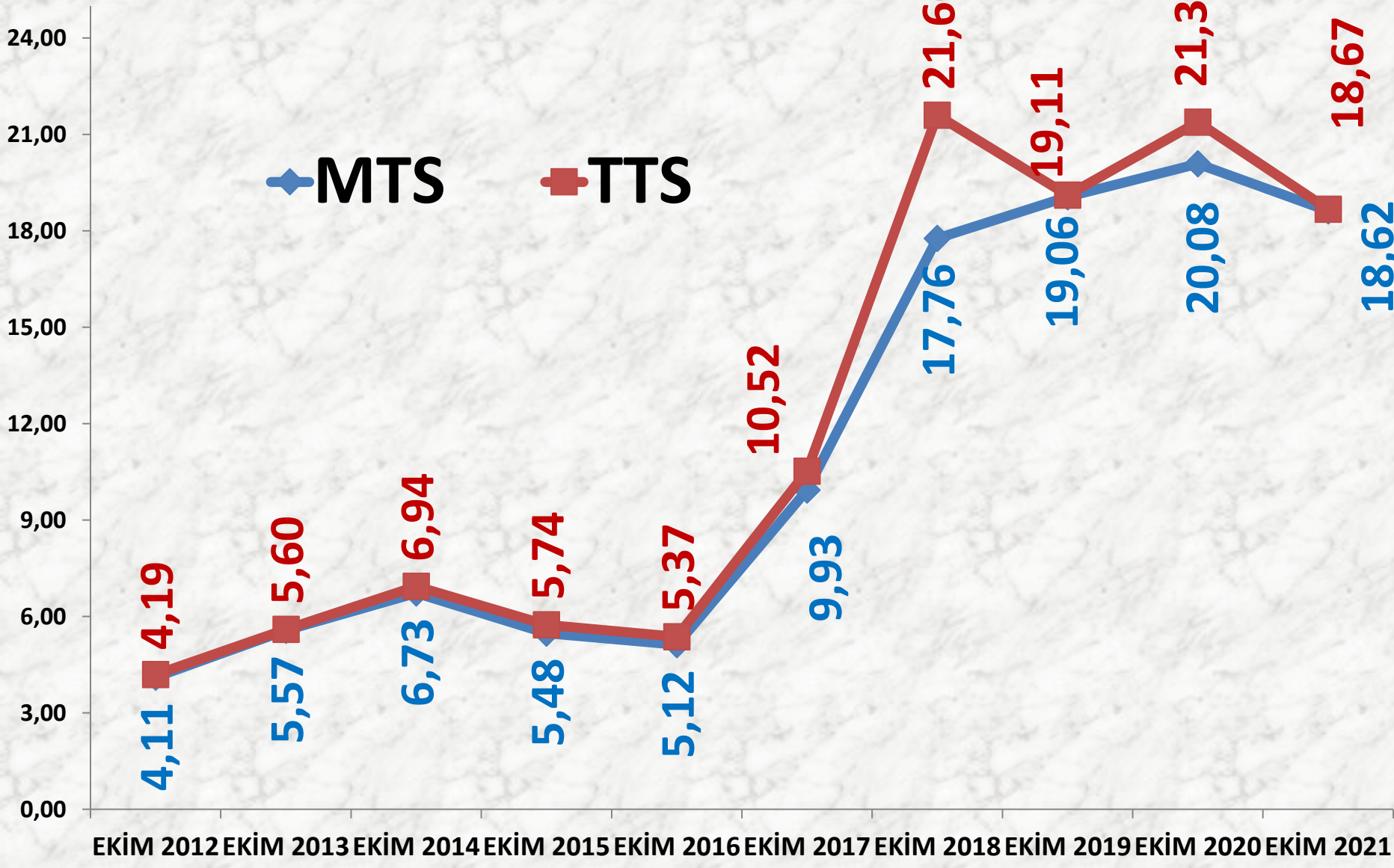
YILLIK TOPLAM M. HAŞHAŞ İŞLEM MİKTARI (TON)

■ MTS

■ TTS



EKİM AYLARI M. HAŞHAŞ FİYAT TRENDİ (TL)



KÜTLÜ PAMUK

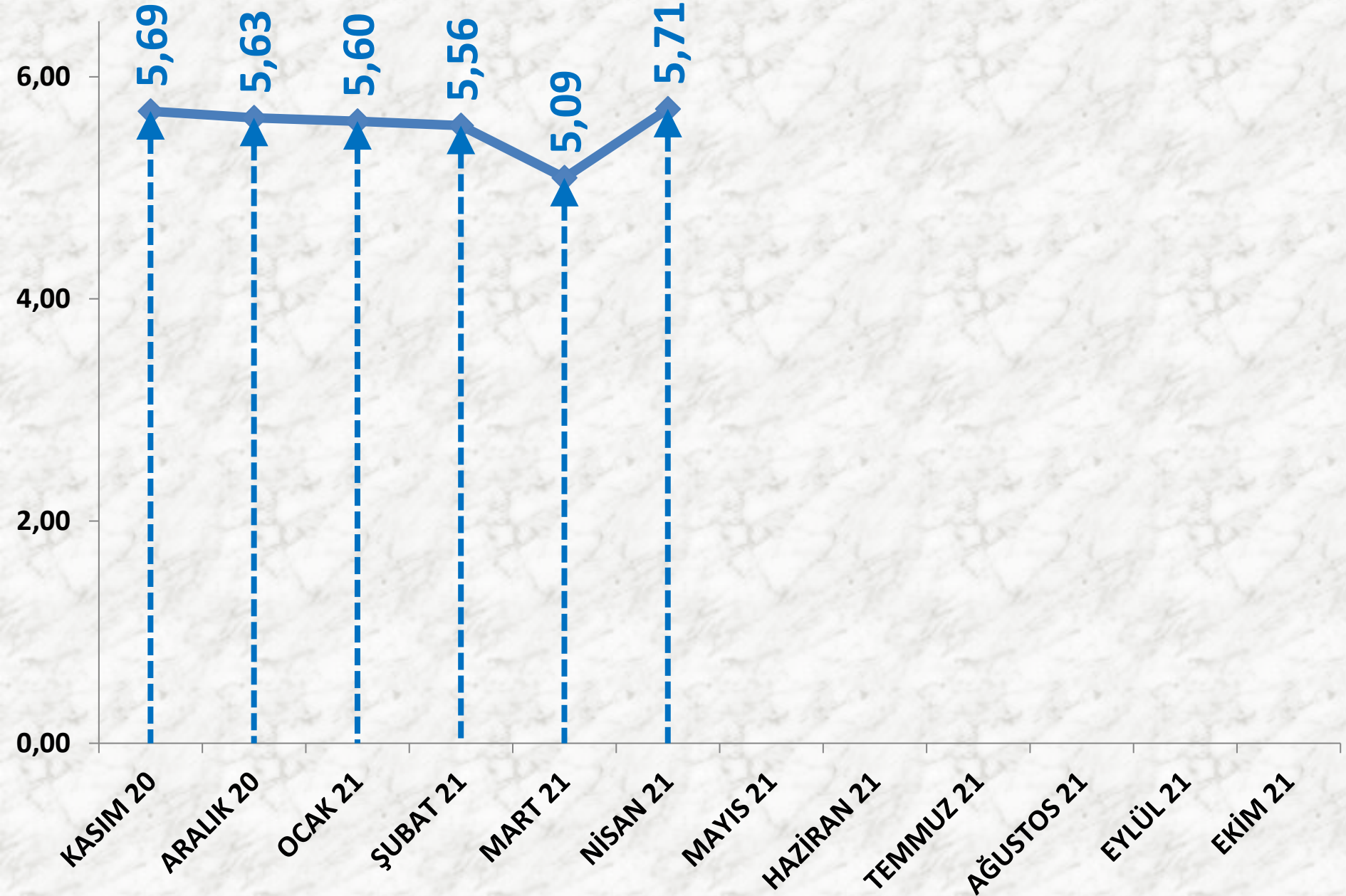
İŞLEM MİKTARI (TON)	2019 EKİM	2020 EKİM		2021 EKİM	
MTS	419 TON	-100%	0	-	0

EN AZ FİYAT	2019 EKİM	2020 EKİM		2021 EKİM	
MTS	3,70 TL	-	-	-	-

EN ÇOK FİYAT	2019 EKİM	2020 EKİM		2021 EKİM	
MTS	3,70 TL	-	-	-	-

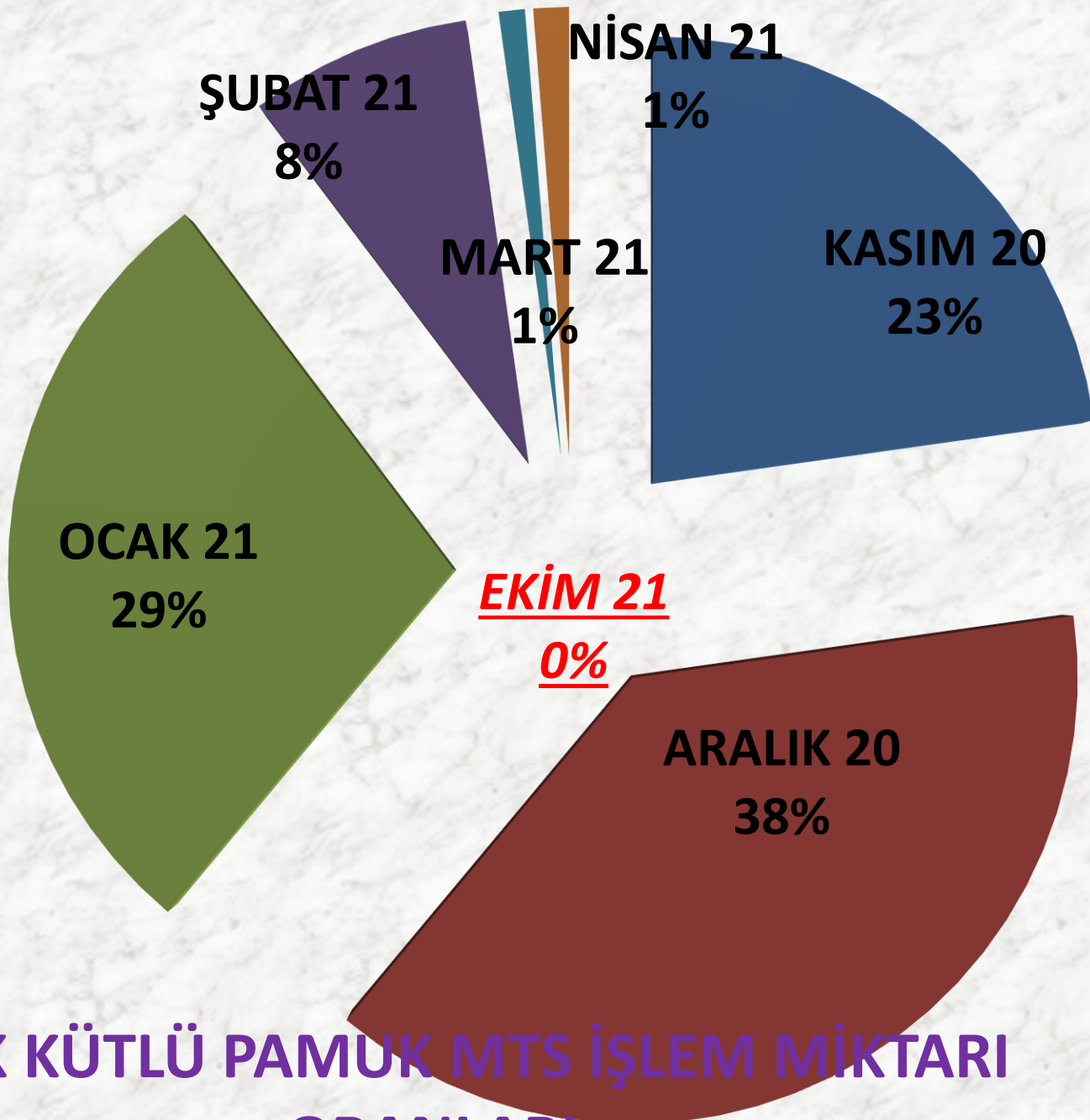
ORTALAMA FİYAT	2019 EKİM	2020 EKİM		2021 EKİM	
MTS	3,70 TL	-	-	-	-

AYLIK KÜTLÜ PAMUK FİYAT TRENDİ (TL)



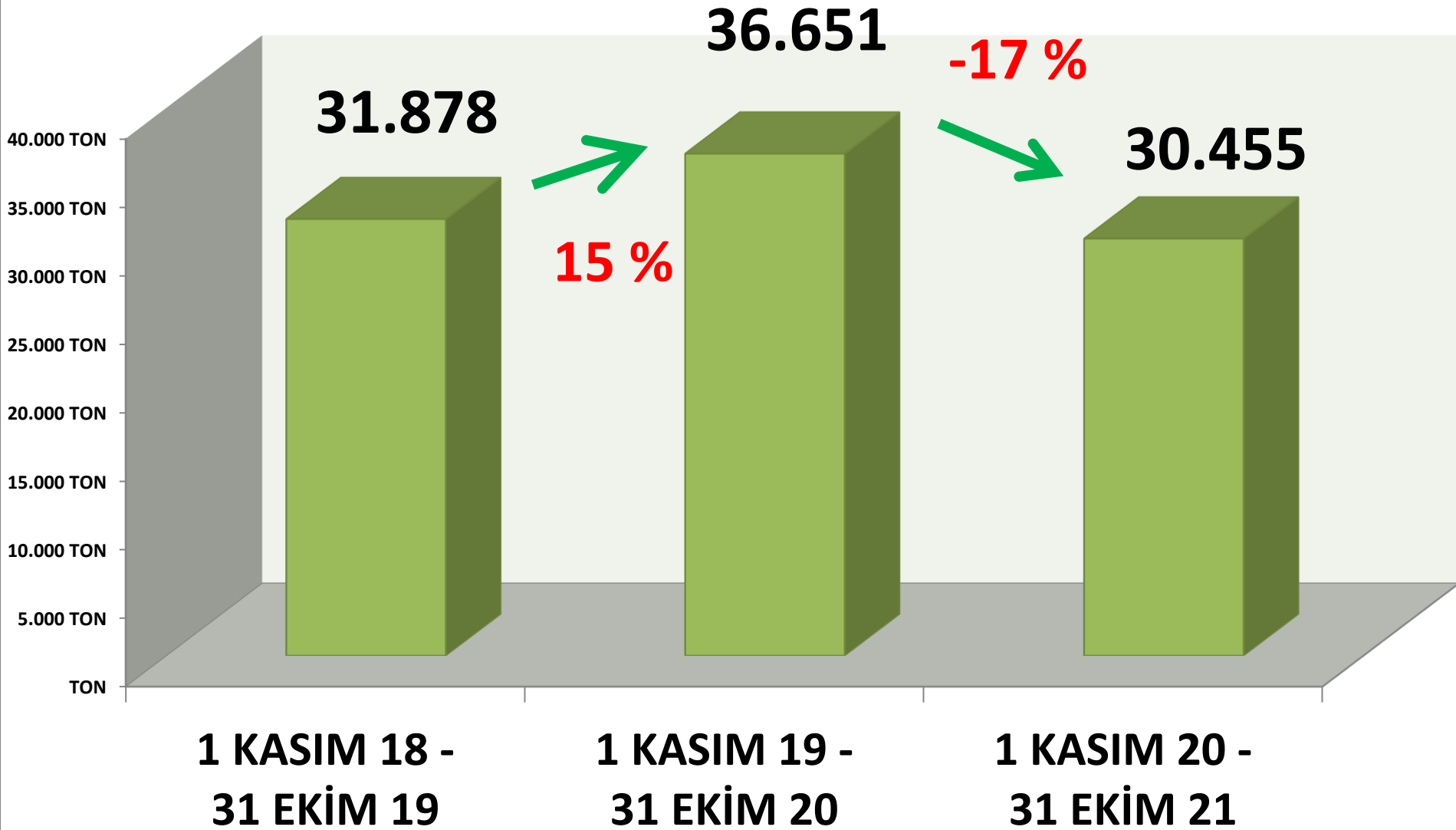
AYLIK KÜTLÜ PAMUK İŞLEM MİKTARI (TON)



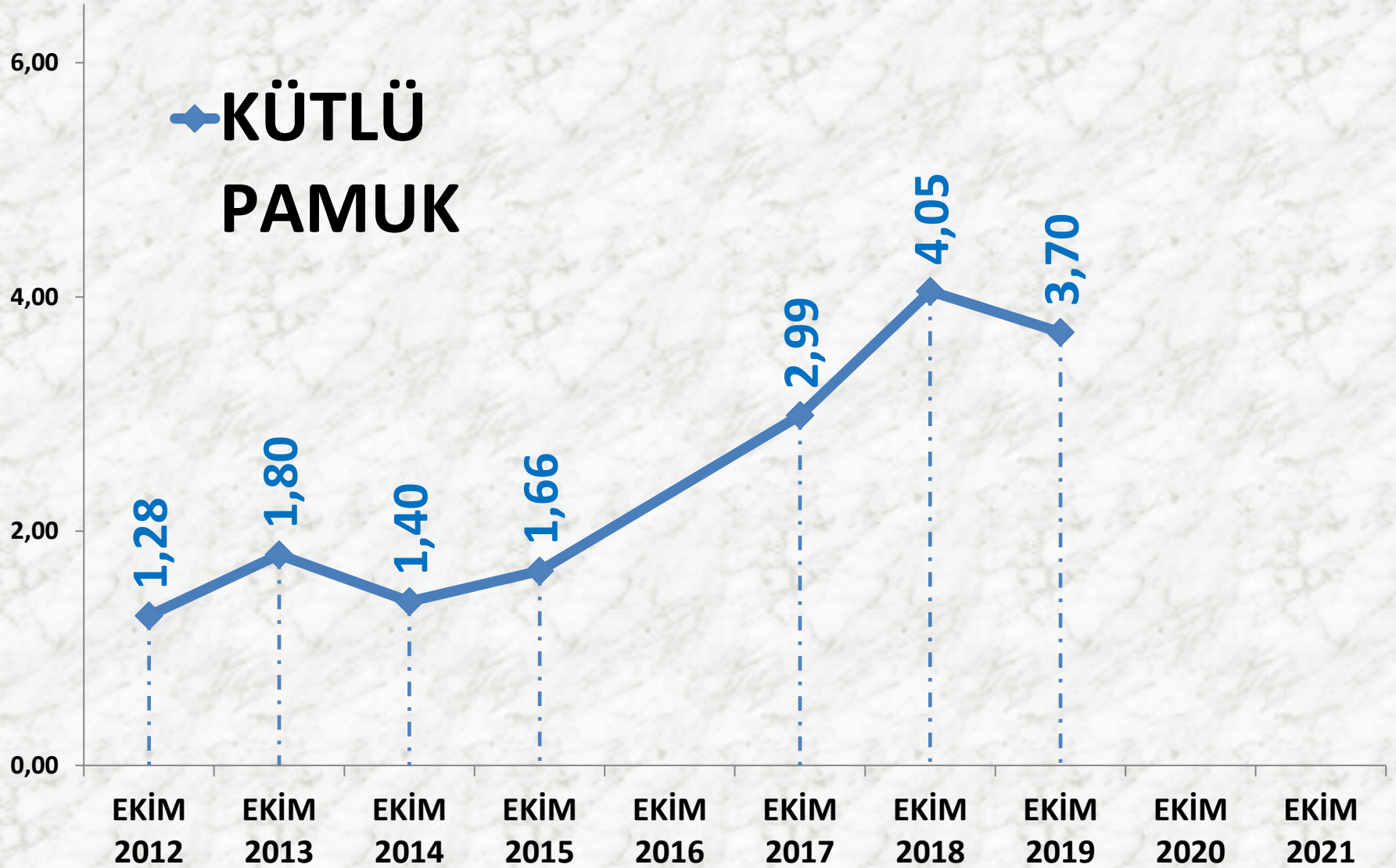


**AYLIK KÜTLÜ PAMUK MTS İŞLEM MİKTARI
ORANLARI**

YILLIK TOPLAM KÜTLÜ PAMUK İŞLEM MİKTARI (TON)



EKİM AYLARI K.PAMUK FİYAT TRENDİ_(TL)



MAHLIÇ PAMUK

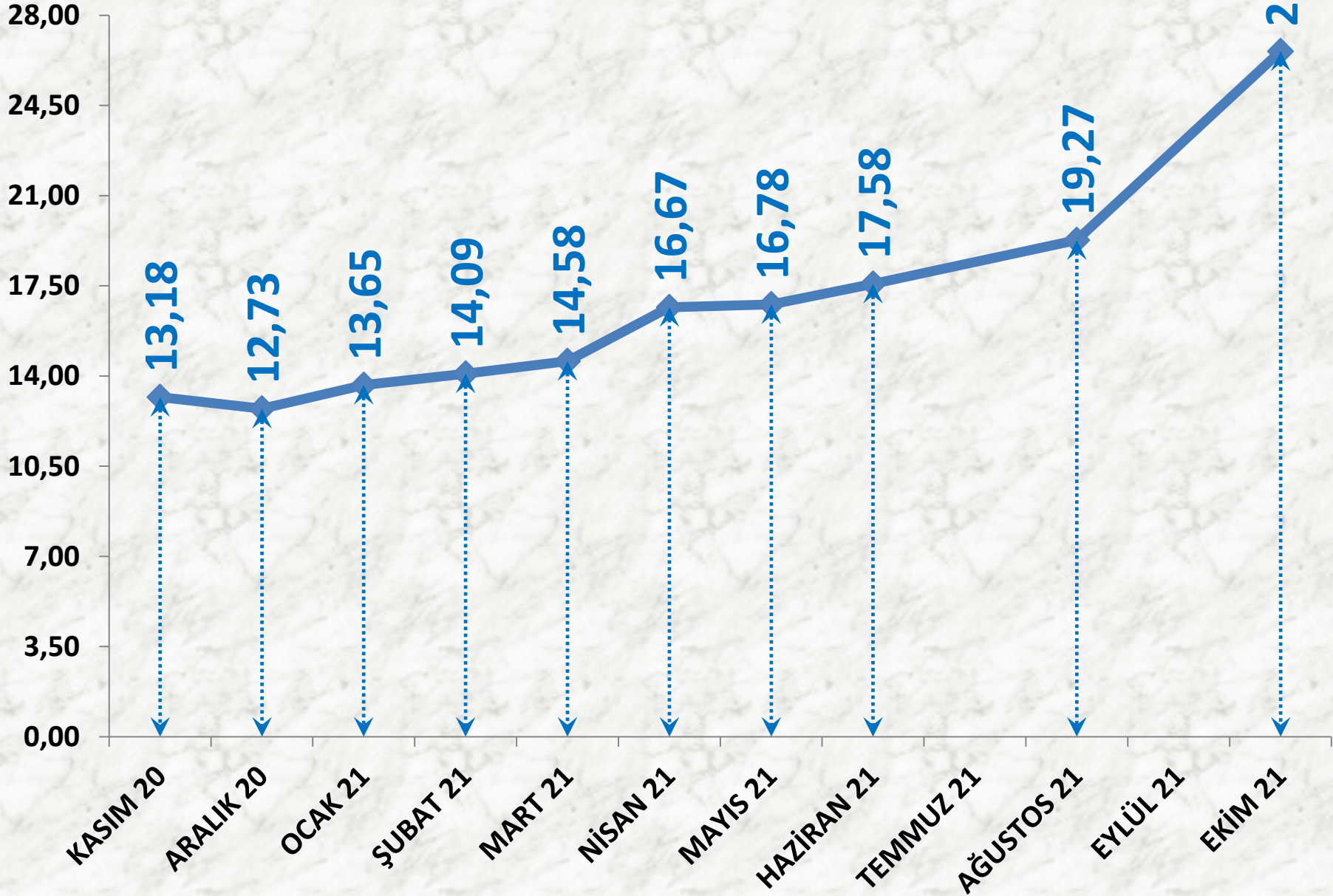
İŞLEM MİKTARI (TON)	2019 EKİM	2020 EKİM		2021 EKİM	
TTS	568 TON	-55%	253 TON	-47%	135 TON

EN AZ FİYAT	2019 EKİM	2020 EKİM		2021 EKİM	
TTS	9,30 TL	13%	10,50 TL	148%	26,00 TL

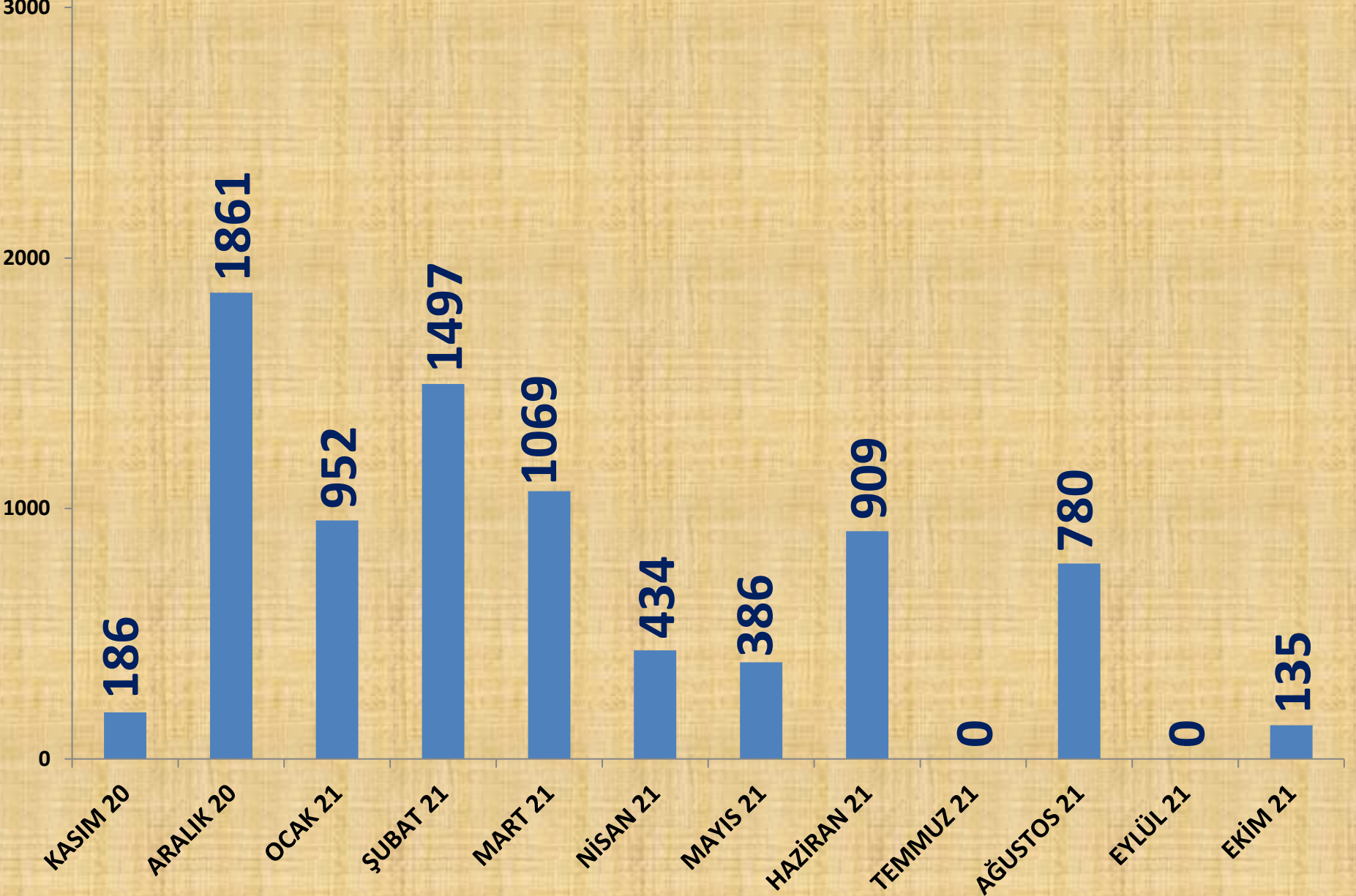
EN ÇOK FİYAT	2019 EKİM	2020 EKİM		2021 EKİM	
TTS	9,60 TL	15%	11,00 TL	145%	27,00 TL

ORTALAMA FİYAT	2019 EKİM	2020 EKİM		2021 EKİM	
TTS	9,47 TL	13%	10,71 TL	148%	26,60 TL

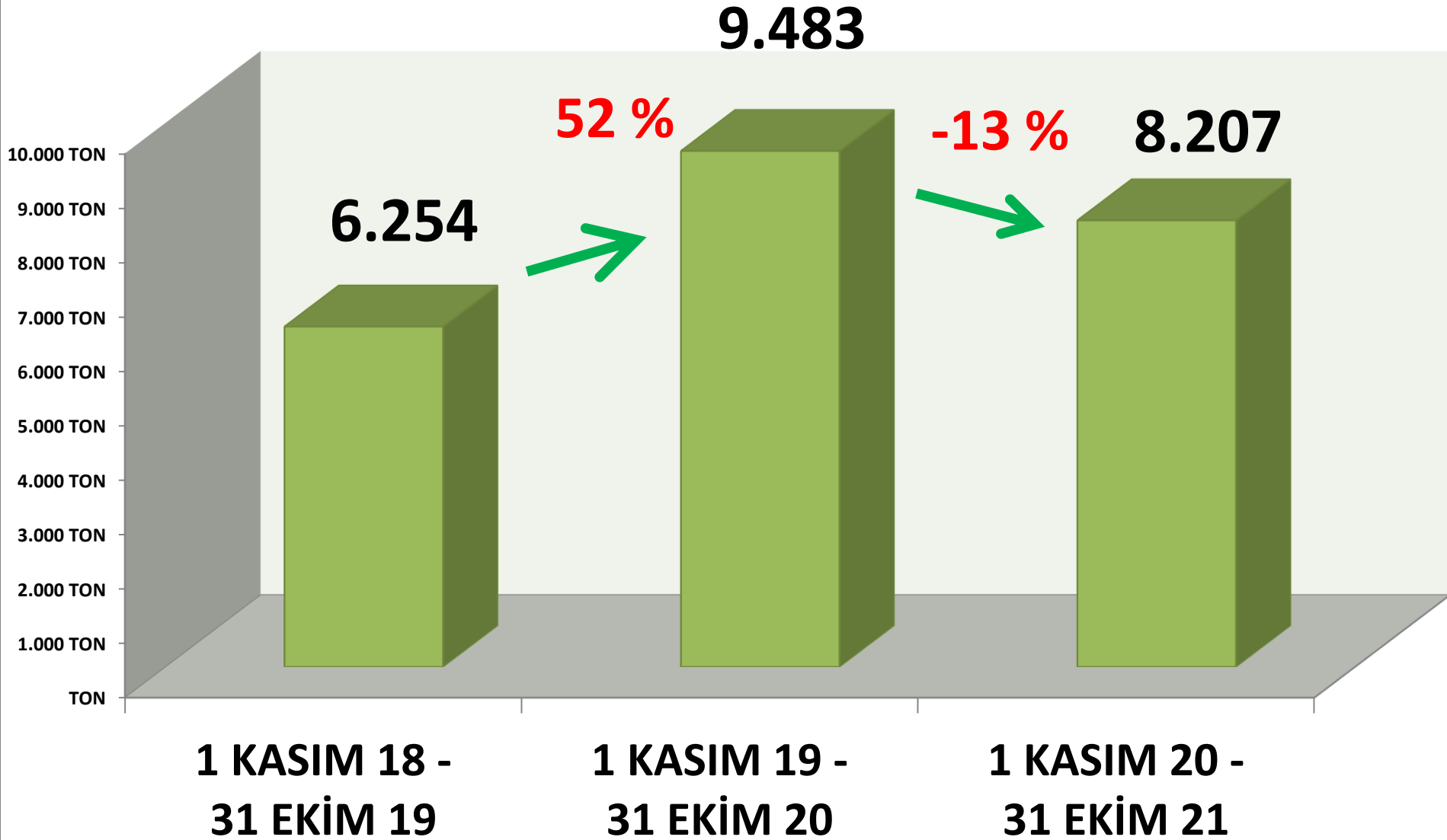
AYLIK MAHLIÇ PAMUK FİYAT TRENDİ (TL)



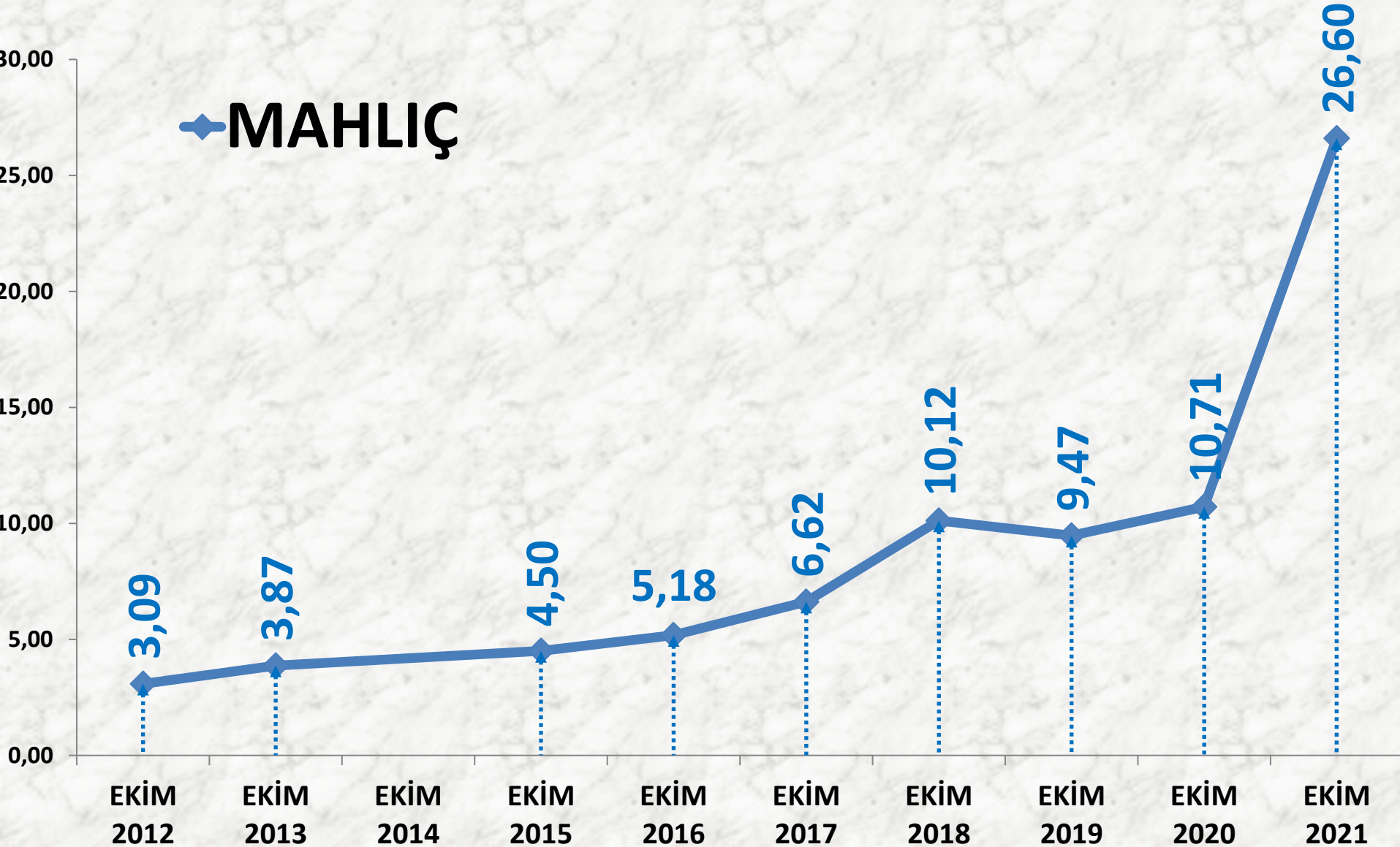
AYLIK MAHLIÇ PAMUK İŞLEM MİKTARI (TON)



YILLIK TOPLAM MAHLIÇ PAMUK İŞLEM MİKTARI (TON)



EKİM AYLARI MAHLIÇ PAMUK FİYAT ORT. (TL)



KEKİK

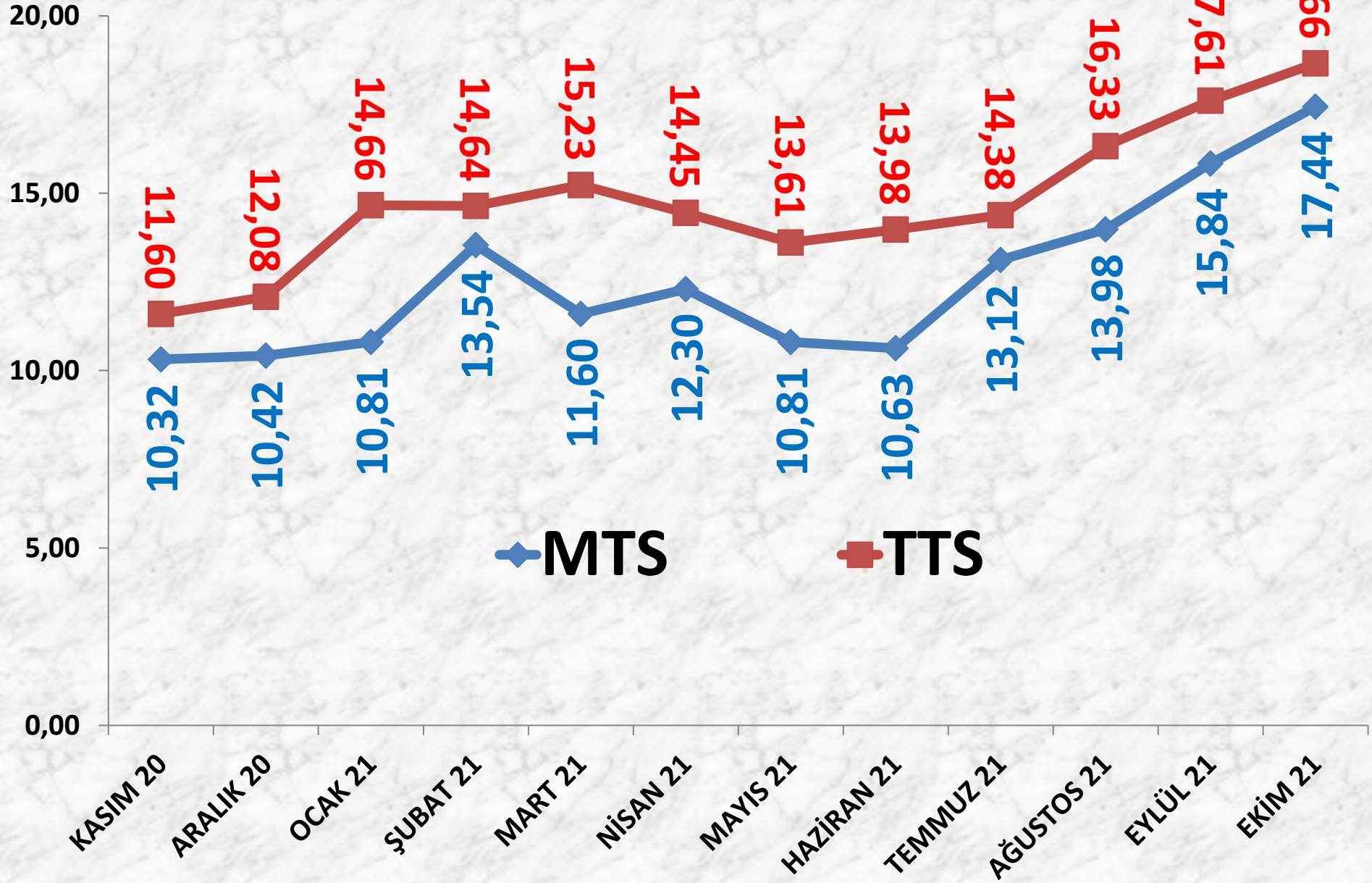
İŞLEM HACMI (TON)	2019 EKİM	2020 EKİM		2021 EKİM	
<i>MTS</i>	1601 TON	-34%	1056 TON	8%	1141 TON
<i>TTS</i>	1161 TON	-39%	704 TON	67%	1173 TON

EN AZ FİYAT	2019 EKİM	2020 EKİM		2021 EKİM	
<i>MTS</i>	4,00 TL	113%	8,50 TL	30%	11,04 TL
<i>TTS</i>	4,20 TL	110%	8,80 TL	-11%	7,80 TL

EN ÇOK FİYAT	2019 EKİM	2020 EKİM		2021 EKİM	
<i>MTS</i>	10,35 TL	8%	11,20 TL	70%	19,00 TL
<i>TTS</i>	25,00 TL	-6%	23,50 TL	53%	36,00 TL

ORT. FİYAT	2019 EKİM	2020 EKİM		2021 EKİM	
<i>MTS</i>	8,74 TL	15%	10,02 TL	74%	17,44 TL
<i>TTS</i>	9,05 TL	24%	11,24 TL	66%	18,66 TL

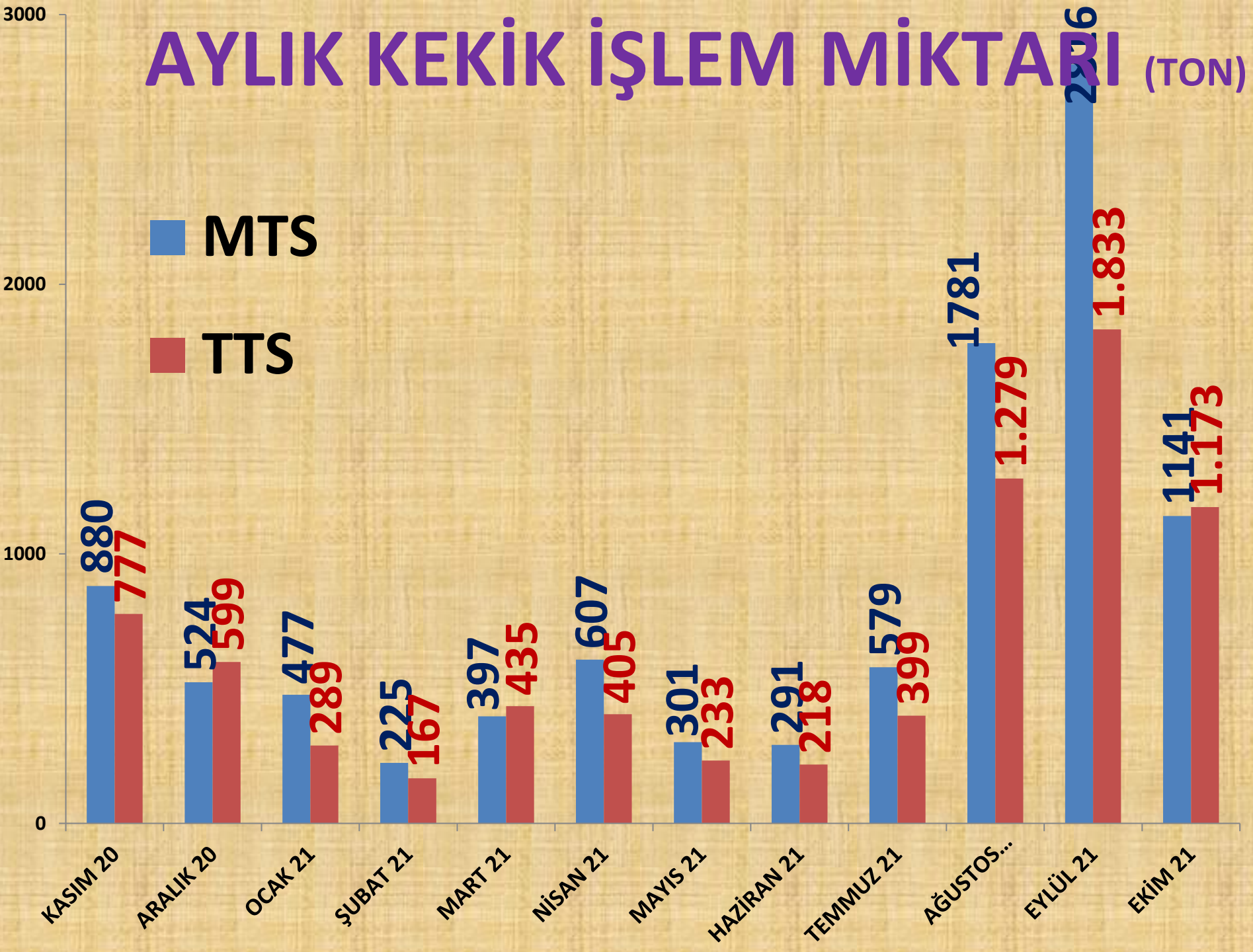
AYLIK KEKİK FİYAT TRENDİ (TL)



AYLIK KEKİK İŞLEM MİKTARI (TON)

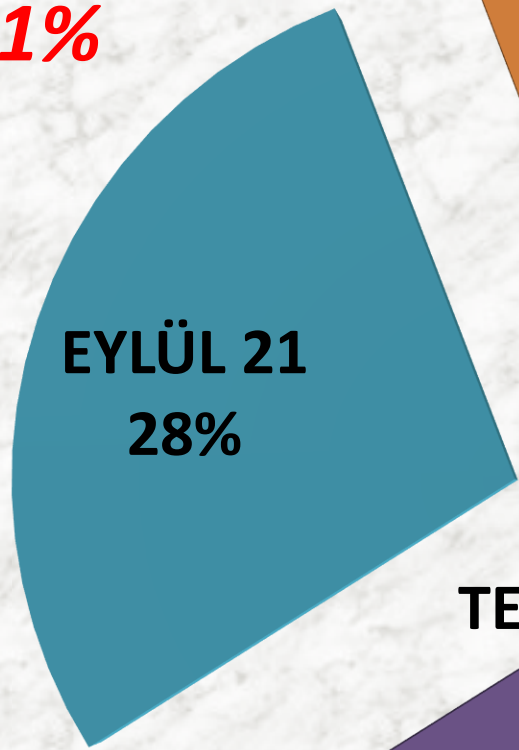
■ MTS

■ TTS



EKİM 21

11%



EYLÜL 21
28%



KASIM 20
9%

ARALIK 20

5%

OCAK 21

5%

ŞUBAT 21

2%

MART 21

4%

TEMMUZ 21

6%

HAZİRAN 21

3%

MAYIS 21

3%

NİSAN 21

6%

AĞUSTOS 21

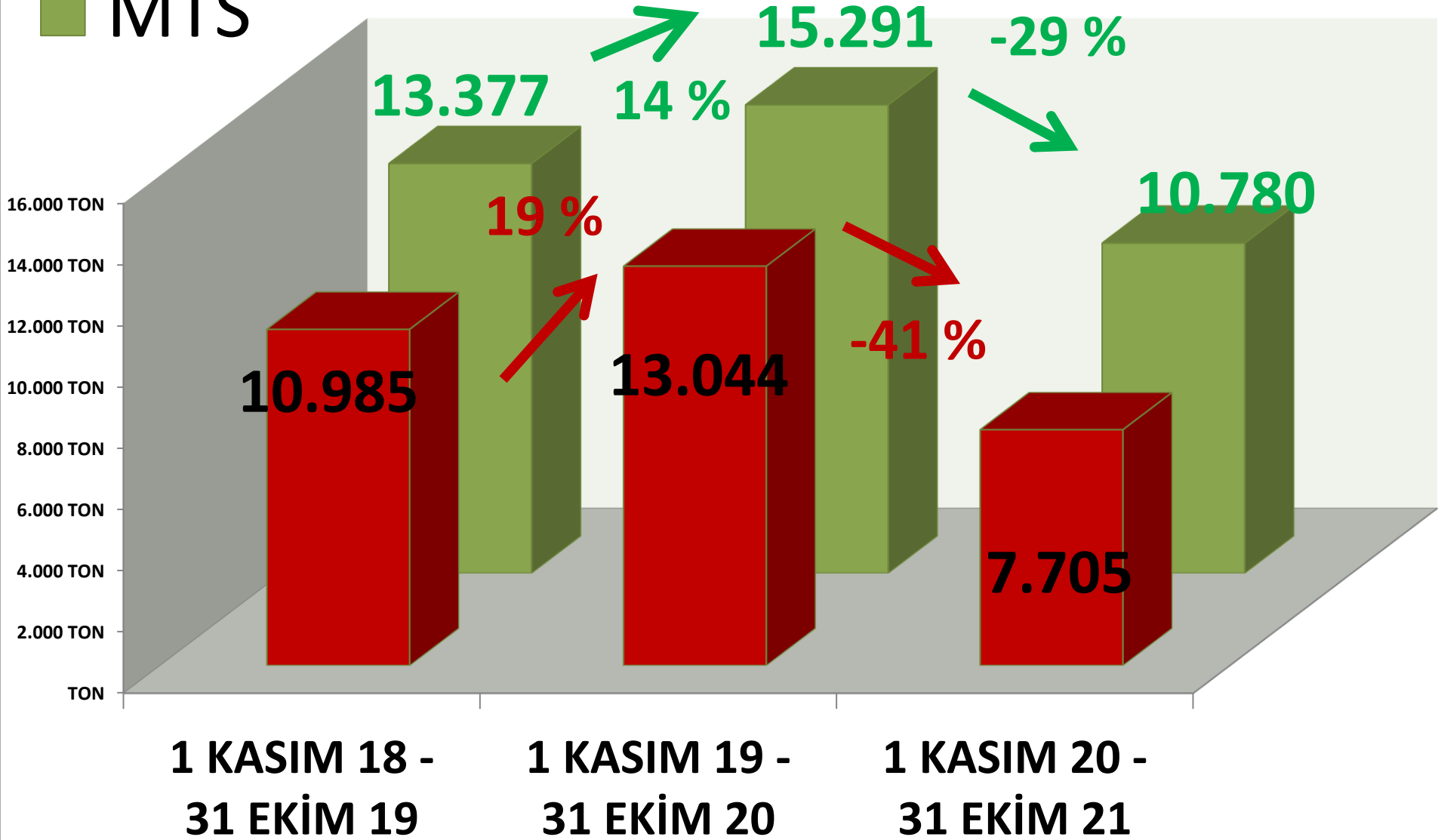
18%

AYLIK KEKİK MTS İŞLEM MİKTARI ORANLARI

YILLIK TOPLAM KEKİK İŞLEM MİKTARI (TON)

■ TTS

■ MTS



ANASON

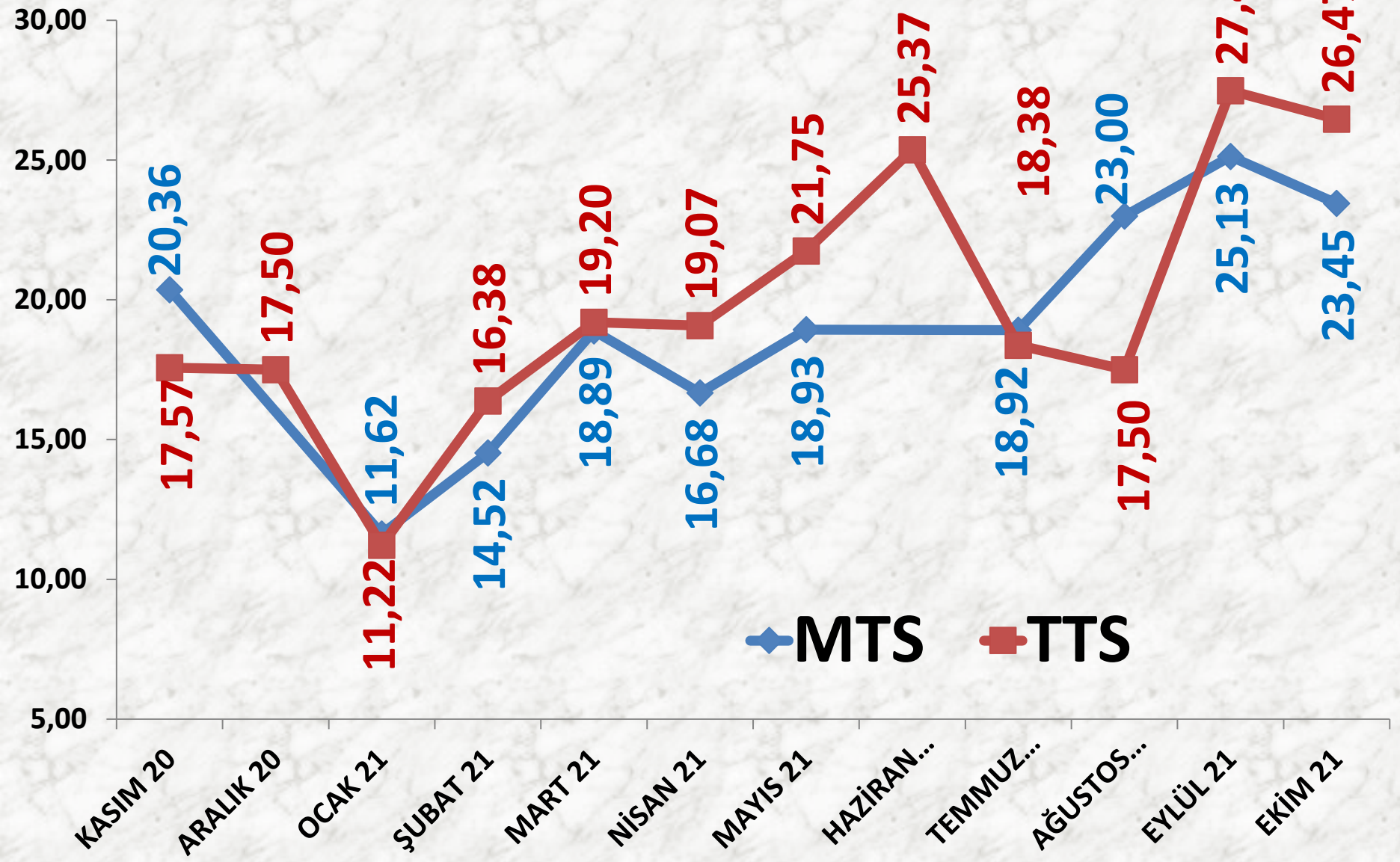
İŞLEM MİKTARI (TON)	2019 EKİM	2020 EKİM		2021 EKİM	
MTS	420 TON	-76%	101 TON	-55%	46 TON
TTS	587 TON	-43%	335 TON	-81%	64 TON

EN AZ FİYAT	2019 EKİM	2020 EKİM		2021 EKİM	
MTS	17,89 TL	-44%	10,00 TL	104%	20,35 TL
TTS	18,00 TL	-18%	14,85 TL	72%	25,50 TL

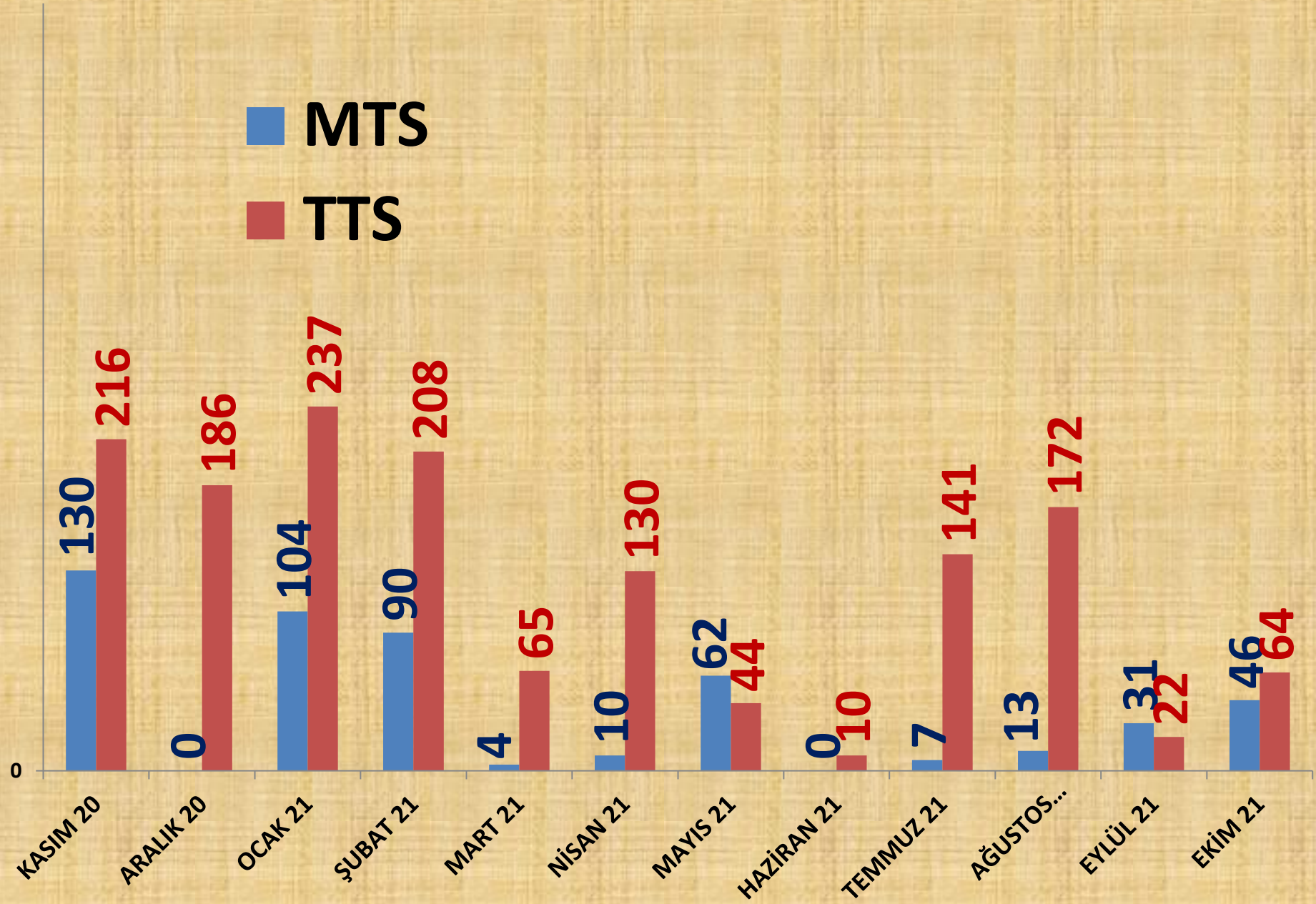
EN ÇOK FİYAT	2019 EKİM	2020 EKİM		2021 EKİM	
MTS	20,11 TL	1%	20,41 TL	47%	30,00 TL
TTS	24,00 TL	-8%	22,16 TL	43%	31,73 TL

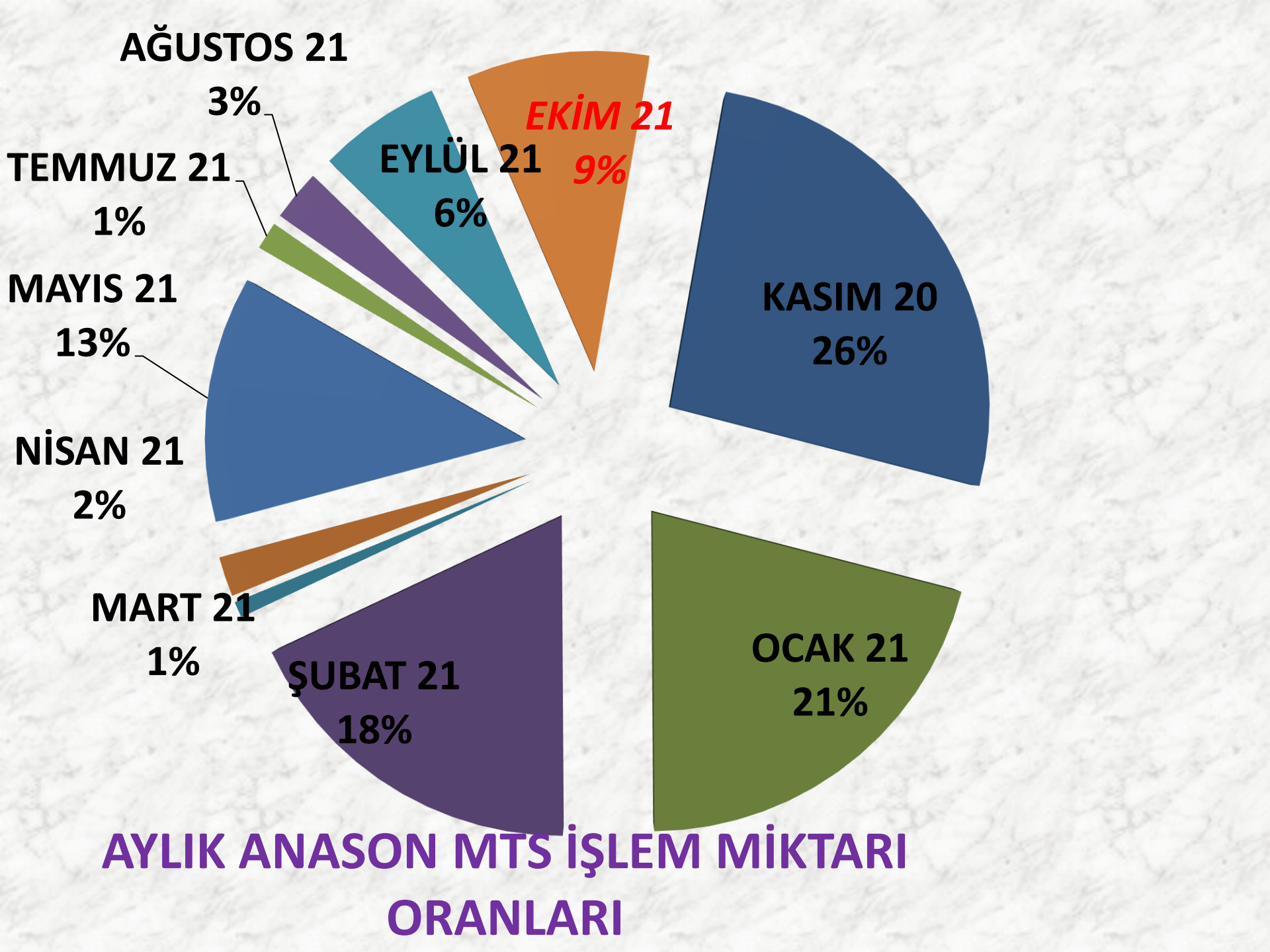
ORT. FİYAT	2019 EKİM	2020 EKİM		2021 EKİM	
MTS	18,42 TL	-12%	16,15 TL	45%	23,45 TL
TTS	19,08 TL	-5%	18,11 TL	46%	26,47 TL

AYLIK ANASON FİYAT TRENDİ (TL)



AYLIK ANASON İŞLEM MİKTARI (TON)





YILLIK TOPLAM ANASON İŞLEM MİKTARI (TON)

■ MTS

■ TTS

4.500 TON
4.000 TON
3.500 TON
3.000 TON
2.500 TON
2.000 TON
1.500 TON
1.000 TON
500 TON
TON

1 KASIM 18 -
31 EKİM 19

1.321

2.483

3 %

1 KASIM 19 -
31 EKİM 20

1.356

-21 %

1 KASIM 20 -
31 EKİM 21

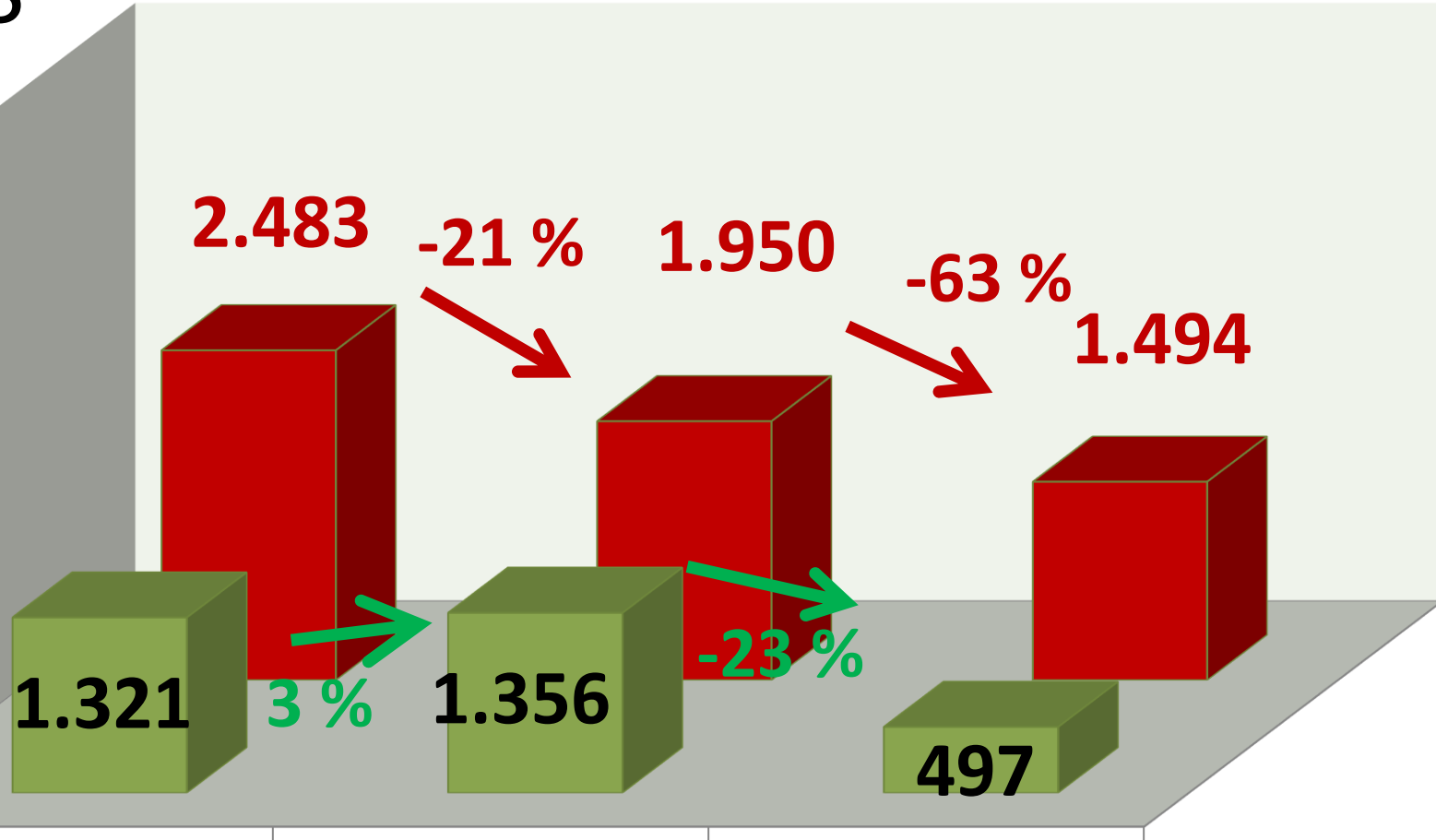
497

1.950

-23 %

-63 %

1.494



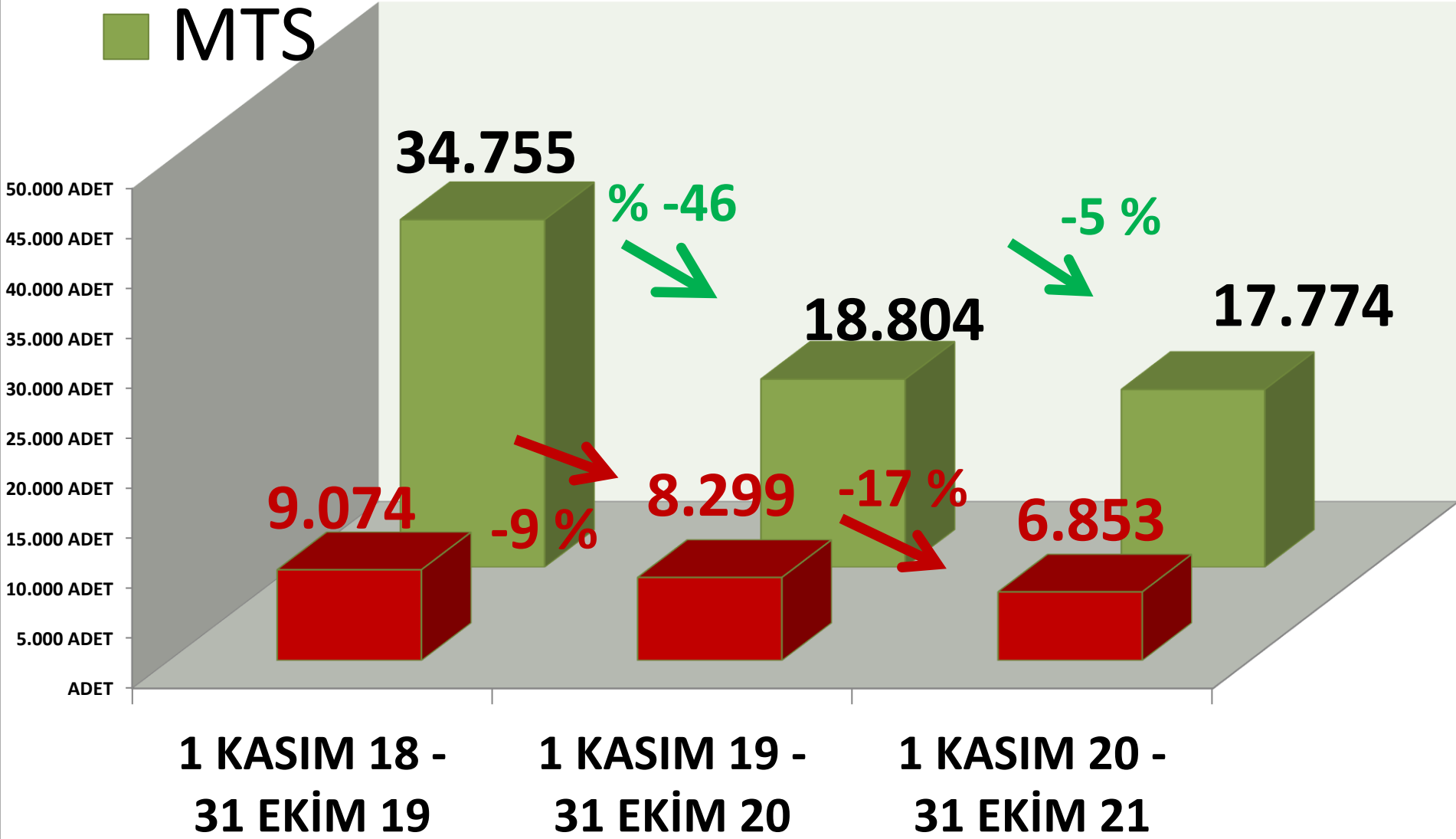
KASAPLIK CANLI HAYVAN

BÜYÜKBAŞ (ADET)	2019 EKİM	2020 EKİM		2021 EKİM	
MTS	2195 ADET	-35%	1419 ADET	29%	1829 ADET
TTS	955 ADET	-47%	509 ADET	-67%	170 ADET

KÜÇÜKBAŞ (ADET)	2019 EKİM	2020 EKİM		2021 EKİM	
MTS	3018 ADET	49%	4506 ADET	-22%	3505 ADET
TTS	470 ADET	142%	1137 ADET	6%	1209 ADET

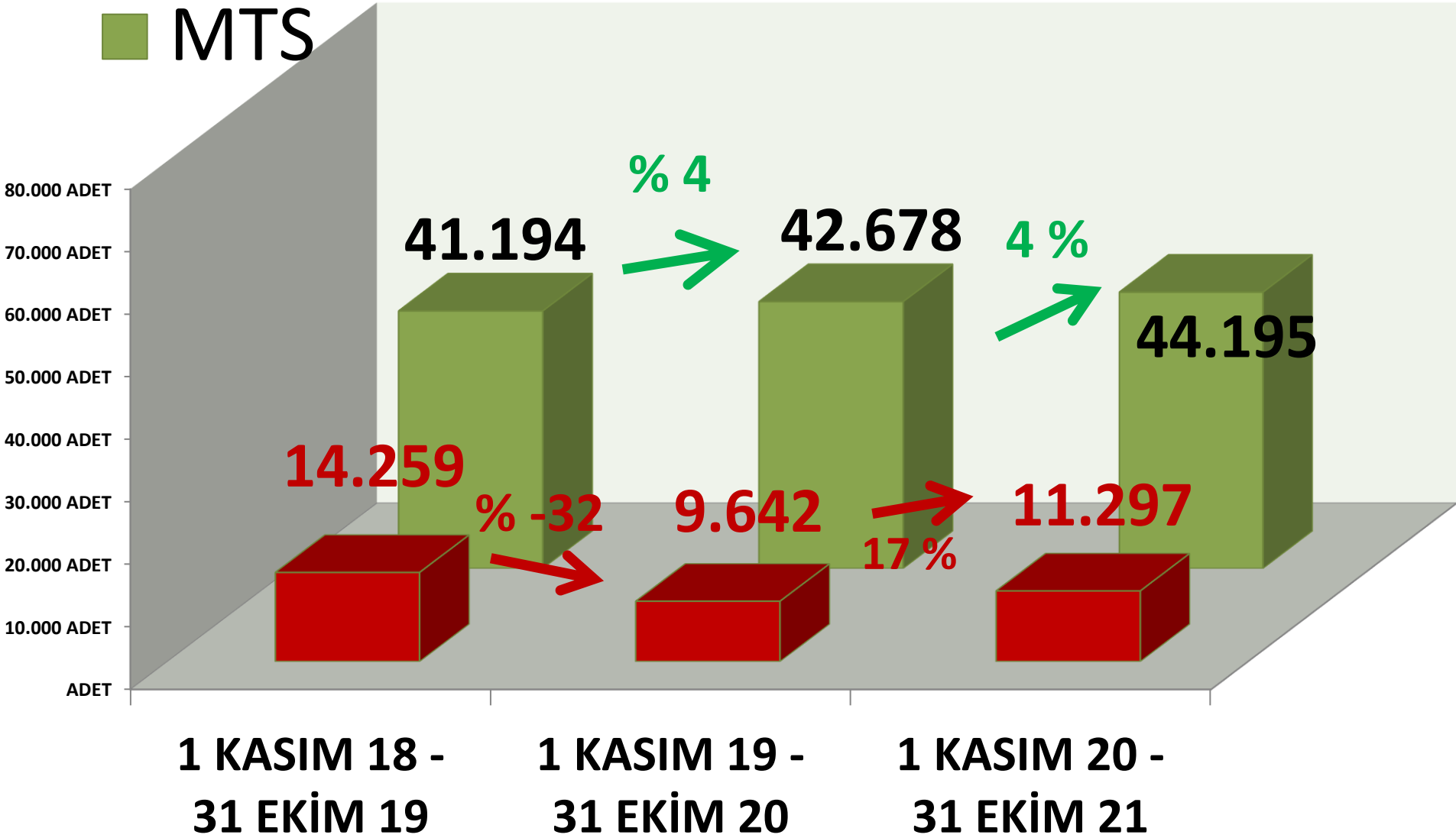
TTS YILLIK TOPLAM BÜYÜKBAŞ İŞLEM (ADET)

■ MTS



TTS YILLIK TOPLAM KÜÇÜKBAŞ İŞLEM_(ADET)

■ MTS





DİNLEDİĞİNİZ İÇİN
TEŞEKKÜR EDERİM

RECEP MENGİ

