



KASIM 2021 TESCİL SUNUMU



2020 KASIM

ÜRÜN GRUBU	Miktar(kg./lt/adet)	Tutar(TL)
BAKLİYAT VE MAMÜLLERİ	1.281.980	8.451.575
BİTKİSEL YAĞLAR	0	0
KOTASYON DIŞI ÜRÜNLER	64.823.536	155.951.097
HAM DERİLER VE BAĞIRSAKLAR	19.159	85.375
HAYVANSAL YAĞLAR	192	6.846
HUBUBAT .	80.746.861	132.819.316
HUBUBAT MAMÜLLERİ	672.190	1.109.504
KASAPLIK CANLI HAYVANLAR	5.984	18.016.598
KURU MEYVELER	3.298.930	38.061.243
KÜSPELER	44.440	50.294
ORMAN MAHSÜLLERİ	357.216	1.932.678
TEKSTİL HAMMADDELERİ	7.121.276	41.930.722
YAĞLI TOHUMLAR	11.159.734	119.141.161
TOPLAM	169.531.498	517.556.409

2021 KASIM

ÜRÜN GRUBU	Miktar(kg./lt/adet)	Tutar(TL)
BAKLİYAT VE MAMÜLLERİ	242.999	2.869.510
BİTKİSEL YAĞLAR	1.000	10.000
KOTASYON DIŐI ÜRÜNLER	76.762.329	268.753.589
HAM DERİLER VE BAĞIRSAKLAR	33.605	211.199
HAYVANSAL YAĞLAR	1.310	18.287
HUBUBAT .	48.907.548	120.630.268
HUBUBAT MAMÜLLERİ	190.216	666.508
KASAPLIK CANLI HAYVANLAR	7.487	27.371.807
KURU MEYVELER	2.912.528	45.114.307
KÜSPELER	1.300	1.300
ORMAN MAHSÜLLERİ	294.090	1.931.553
TEKSTİL HAMMADDELERİ	7.989.448	104.156.319
YAĞLI TOHUMLAR	8.947.739	66.645.981
TOPLAM	146.291.598	638.380.628

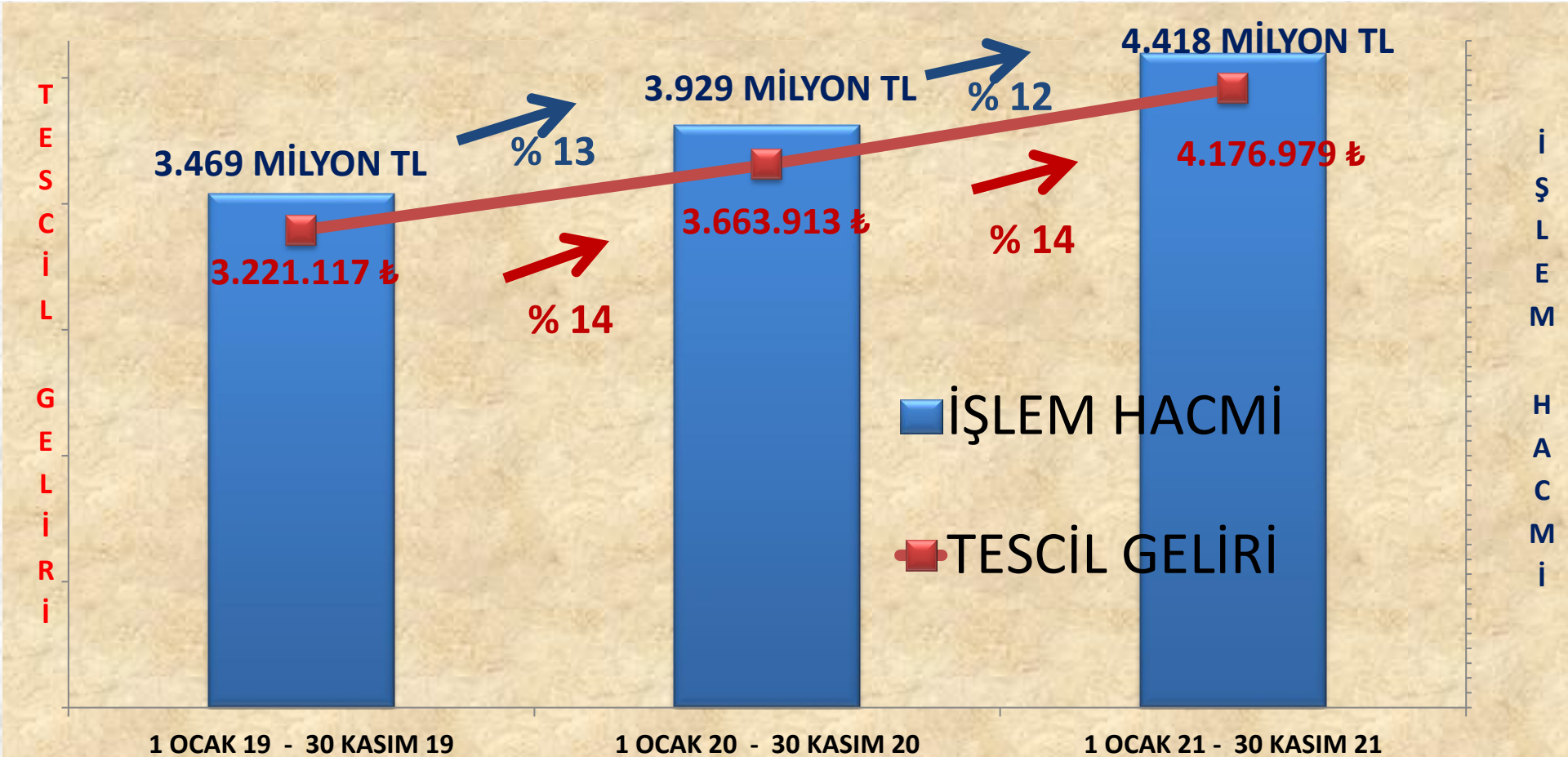
2020 -2021 KASIM DEĞİŞİM

ÜRÜN GRUBU	Miktar(kg./lt/adet)	Tutar(TL)
BAKLİYAT VE MAMÜLLERİ	-1.038.981	-5.582.065
BİTKİSEL YAĞLAR	1.000	10.000
KOTASYON DIŞI ÜRÜNLER	11.938.793	112.802.492
HAM DERİLER VE BAĞIRSAKLAR	14.446	125.824
HAYVANSAL YAĞLAR	1.118	11.442
HUBUBAT .	-31.839.313	-12.189.049
HUBUBAT MAMÜLLERİ	-481.974	-442.996
KASAPLIK CANLI HAYVANLAR	1.503	9.355.209
KURU MEYVELER	-386.402	7.053.065
KÜSPELER	-43.140	-48.994
ORMAN MAHSÜLLERİ	-63.126	-1.126
TEKSTİL HAMMADDELERİ	868.172	62.225.597
YAĞLI TOHUMLAR	-2.211.995	-52.495.179
TOPLAM	-23.239.900	120.824.220

	2020 – 2021 KASIM DEĞİŞİM ORANI	
ÜRÜN GRUBU	Miktar(kg./lt/adet)	Tutar(TL)
BAKLİYAT VE MAMÜLLERİ	-81%	-66%
BITKİSEL YAĞLAR	-	-
KOTASYON DIŞI ÜRÜNLER	18%	72%
HAM DERİLER VE BAĞIRSAKLAR	75%	147%
HAYVANSAL YAĞLAR	581%	167%
HUBUBAT .	-39%	-9%
HUBUBAT MAMÜLLERİ	-72%	-40%
KASAPLIK CANLI HAYVANLAR	25%	52%
KURU MEYVELER	-12%	19%
KÜSPELER	-97%	-97%
ORMAN MAHSÜLLERİ	-18%	0%
TEKSTİL HAMMADDELERİ	12%	148%
YAĞLI TOHUMLAR	-20%	-44%
TOPLAM	-14%	23%

İŞLEM HACMİ VE TESCİL GELİRİ VERİLERİ

	1 OCAK 19 - 30 KASIM 19		1 OCAK 20 - 30 KASIM 20		1 OCAK 21 - 30 KASIM 21
İŞLEM HACMİ	3.469 MİLYON TL	13%	3.929 MİLYON TL	12%	4.418 MİLYON TL
TESCİL GELİRİ	3.221.117 TL	14%	3.663.913 TL	14%	4.176.979 TL



1 OCAK – 30 KASIM 2020

	Miktar(kg./lt/adet)	Tutar(TL)
BAKLİYAT VE MAMÜLLERİ	10.656.128	53.243.788
BİTKİSEL YAĞLAR	31.465	377.920
KOTASYON DIŐI ÜRÜNLER	669.489.255	1.828.322.256
HAM DERİLER VE BAĞIRSAKLAR	206.819	925.655
HAYVANSAL YAĞLAR	6.742	210.862
HUBUBAT .	308.837.337	427.238.883
HUBUBAT MAMÜLLERİ	3.037.246	4.837.697
KASAPLIK CANLI HAYVANLAR	73.278	217.040.991
KURU MEYVELER	31.356.013	360.445.446
KÜSPELER	632.856	604.362
MEYVE ÇEKİRDEKLERİ	282.075	788.973
ORMAN MAHSÜLLERİ	3.043.186	11.544.764
TEKSTİL HAMMADDELERİ	31.971.867	177.798.471
YAĞLI TOHUMLAR	75.974.047	845.979.427
TOPLAM	<u>1.135.598.313</u>	<u>3.929.359.495</u>

1 OCAK – 30 KASIM 2021

	Miktar(kg./lt/adet)	Tutar(TL)
BAKLİYAT VE MAMÜLLERİ	6.506.587	49.282.063
BİTKİSEL YAĞLAR	16.058	254.383
KOTASYON DIŐI ÜRÜNLER	828.840.508	2.385.401.362
HAM DERİLER VE BAĞIRSAKLAR	989.105	1.510.844
HAYVANSAL YAĞLAR	11.224	369.674
HUBUBAT .	165.392.105	369.118.893
HUBUBAT MAMÜLLERİ	3.332.699	7.989.514
KASAPLIK CANLI HAYVANLAR	76.548	273.327.017
KURU MEYVELER	25.244.749	325.964.308
KÜSPELER	613.070	1.033.527
MEYVE ÇEKİRDEKLERİ	229.617	837.315
ORMAN MAHSÜLLERİ	4.008.121	22.325.527
TEKSTİL HAMMADDELERİ	26.711.741	282.573.758
YAĞLI TOHUMLAR	62.620.269	698.143.156
TOPLAM	<u>1.124.592.401</u>	<u>4.418.131.341</u>

1 OCAK – 30 KASIM 20 /21 DEĞİŞİM

	Miktar(kg./lt/adet)	Tutar(TL)
BAKLİYAT VE MAMÜLLERİ	-4.149.541	-3.961.726
BİTKİSEL YAĞLAR	-15.408	-123.537
KOTASYON DIŞI ÜRÜNLER	159.351.253	557.079.106
HAM DERİLER VE BAĞIRSAKLAR	782.286	585.189
HAYVANSAL YAĞLAR	4.482	158.811
HUBUBAT	-143.445.232	-58.119.989
HUBUBAT MAMÜLLERİ	295.454	3.151.817
KASAPLIK CANLI HAYVANLAR	3.270	56.286.026
KURU MEYVELER	-6.111.264	-34.481.138
KÜSPELER	-19.786	429.165
MEYVE ÇEKİRDEKLERİ	-52.458	48.342
ORMAN MAHSÜLLERİ	964.935	10.780.763
TEKSTİL HAMMADDELERİ	-5.260.126	104.775.287
YAĞLI TOHUMLAR	-13.353.778	-147.836.271
TOPLAM	<u>-11.005.911</u>	<u>488.771.846</u>

1 OCAK – 30 KASIM 20 /21 % DEĞİŞİM

	Miktar(kg./lt/adet)	Tutar(TL)
BAKLİYAT VE MAMÜLLERİ	-39%	-7%
BİTKİSEL YAĞLAR	-49%	-33%
KOTASYON DIŞI ÜRÜNLER	24%	30%
HAM DERİLER VE BAĞIRSAKLAR	378%	63%
HAYVANSAL YAĞLAR	66%	75%
HUBUBAT .	-46%	-14%
HUBUBAT MAMÜLLERİ	10%	65%
KASAPLIK CANLI HAYVANLAR	4%	26%
KURU MEYVELER	-19%	-10%
KÜSPELER	-3%	71%
MEYVE ÇEKİRDEKLERİ	-19%	6%
ORMAN MAHSÜLLERİ	32%	93%
TEKSTİL HAMMADDELERİ	-16%	59%
YAĞLI TOHUMLAR	-18%	-17%
TOPLAM	-1%	12%

ARPA

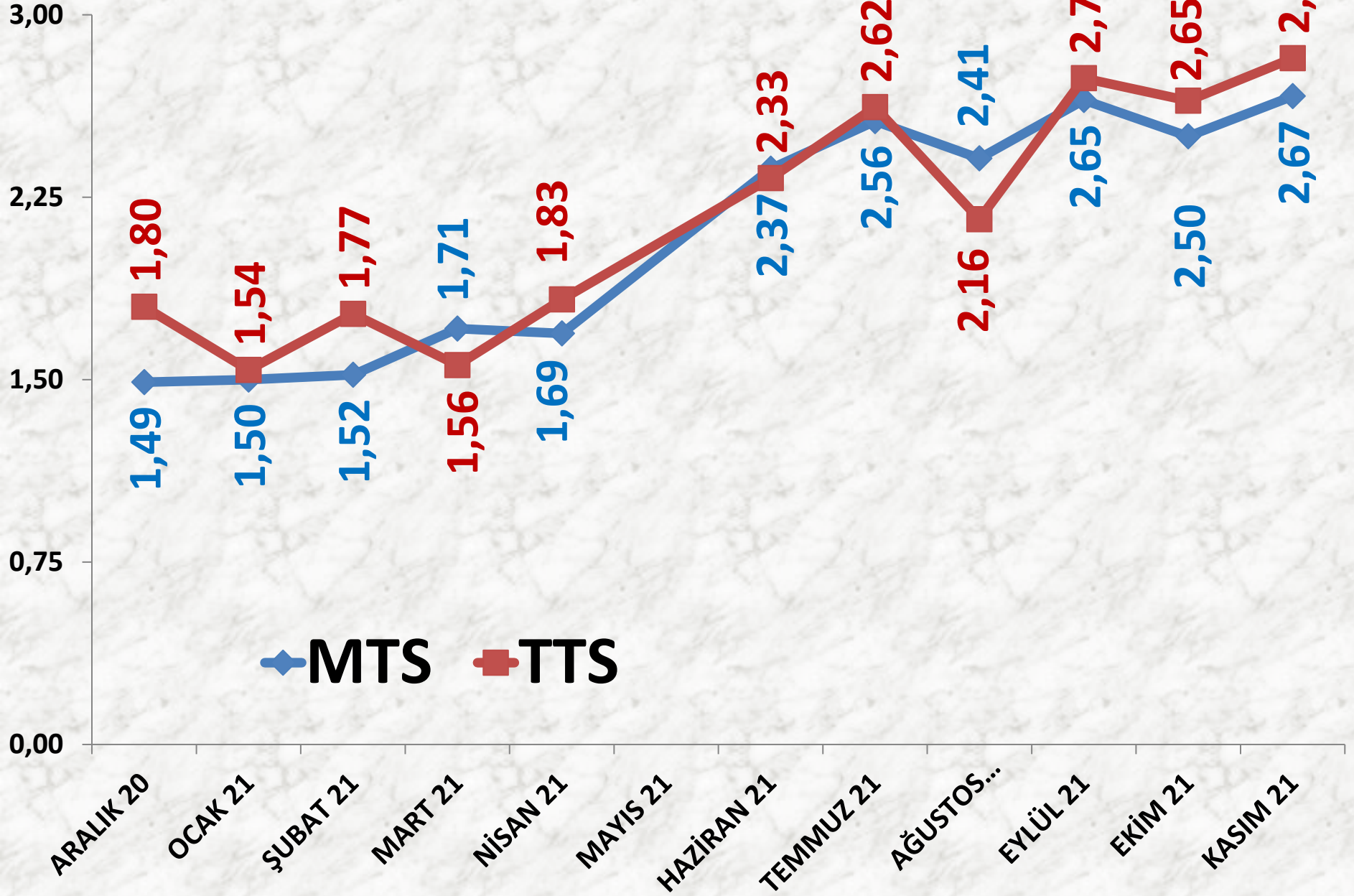
İŞLEM HACMİ (TON)	2019 KASIM	2020 KASIM		2021 KASIM	
<i>MTS</i>	771 TON	67%	1.289 TON	-50%	643 TON
<i>TTS</i>	114 TON	748%	963 TON	-72%	267 TON

EN AZ FİYAT	2019 KASIM	2020 KASIM		2021 KASIM	
MTS	1,00 TL	20%	1,20 TL	97%	2,36 TL
TTS	1,10 TL	25%	1,37 TL	90%	2,60 TL

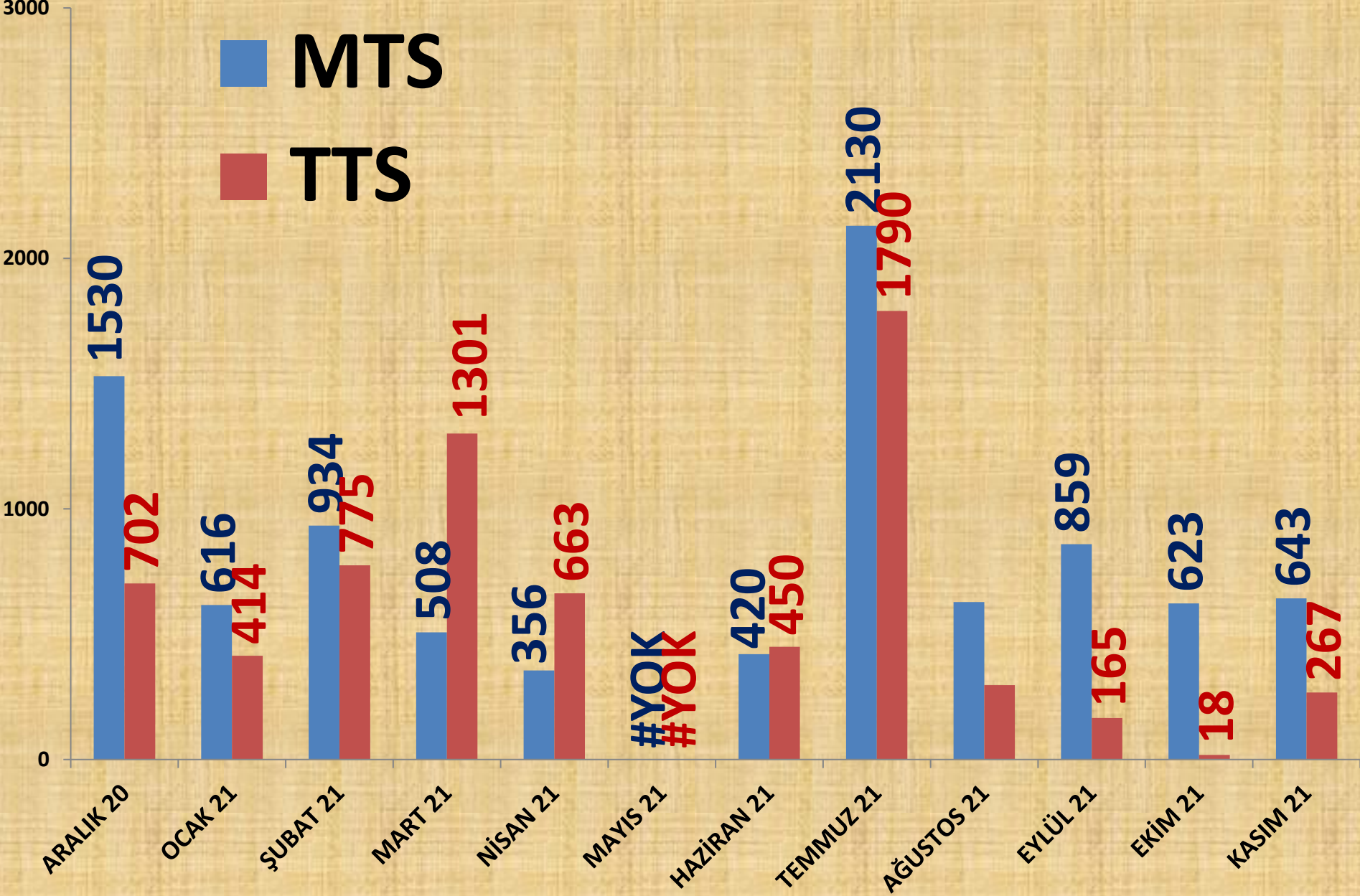
EN ÇOK FİYAT	2019 KASIM	2020 KASIM		2021 KASIM	
MTS	1,40 TL	21%	1,70 TL	88%	3,20 TL
TTS	1,50 TL	28%	1,92 TL	52%	2,92 TL

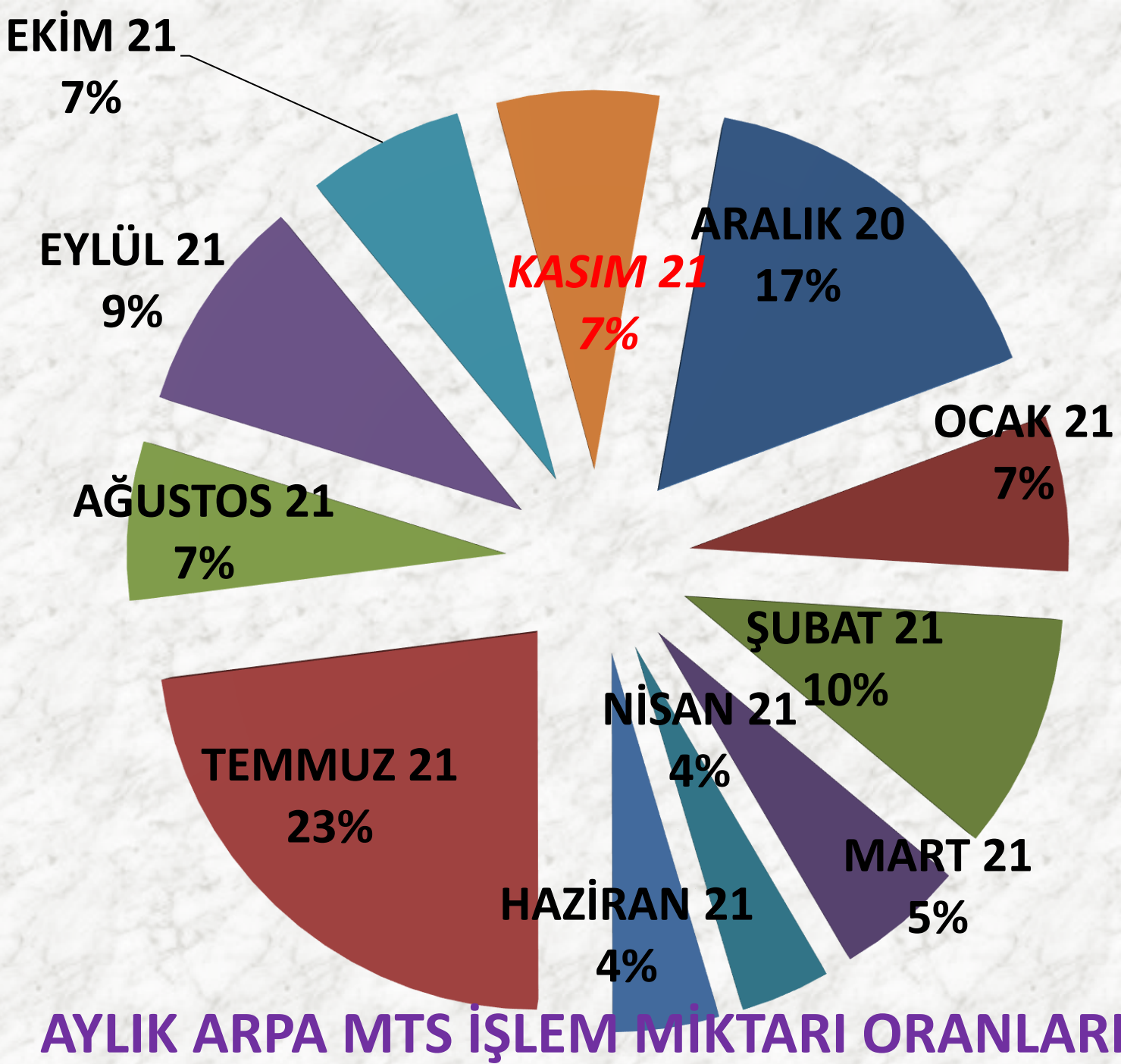
ORT. FİYAT	2019 KASIM	2020 KASIM		2021 KASIM	
MTS	1,19 TL	22%	1,45 TL	84%	2,67 TL
TTS	1,28 TL	28%	1,63 TL	73%	2,82 TL

AYLIK ARPA FİYAT TRENDİ (TL)



AYLIK ARPA İŞLEM MİKTARI (TON)

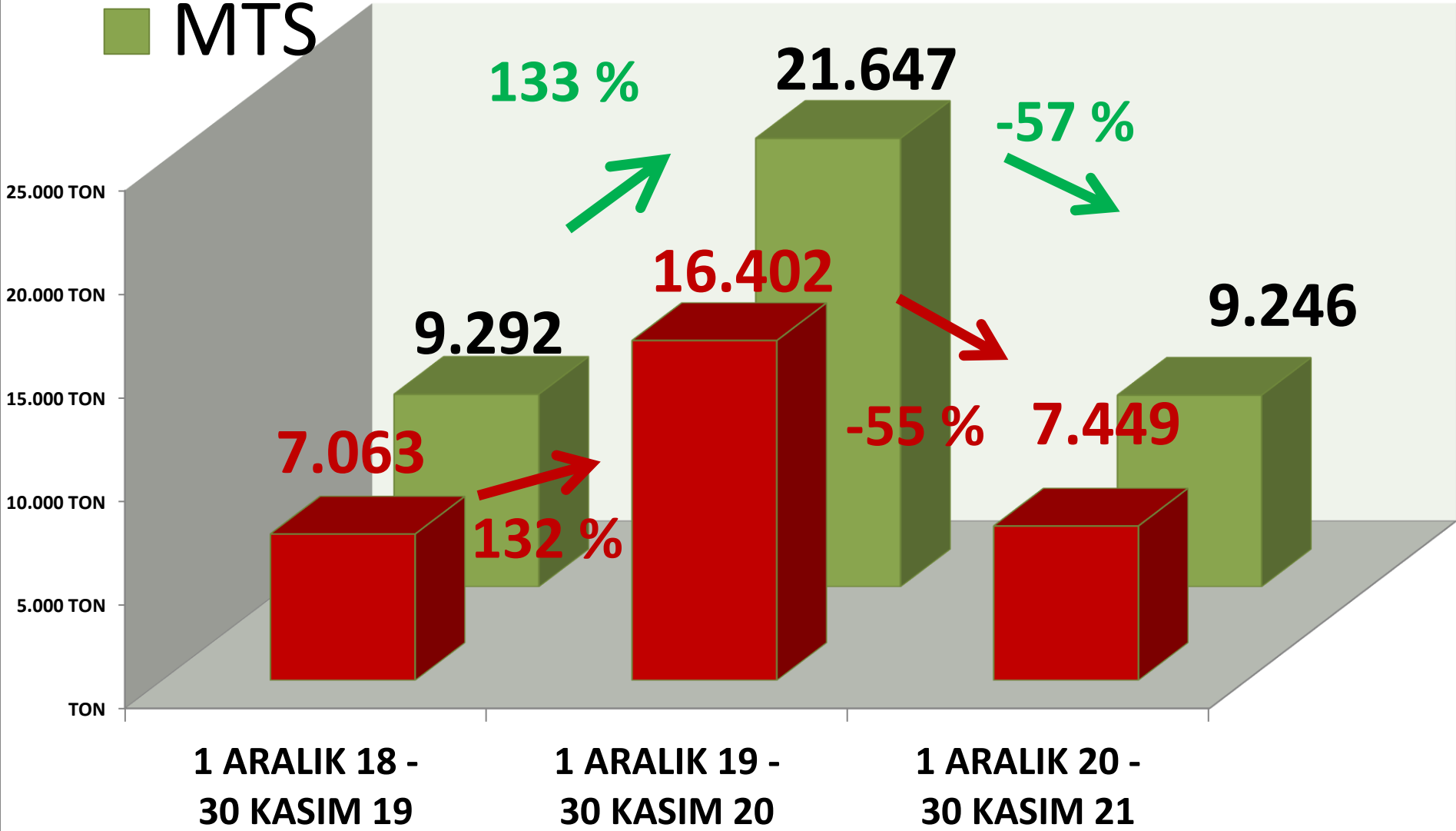




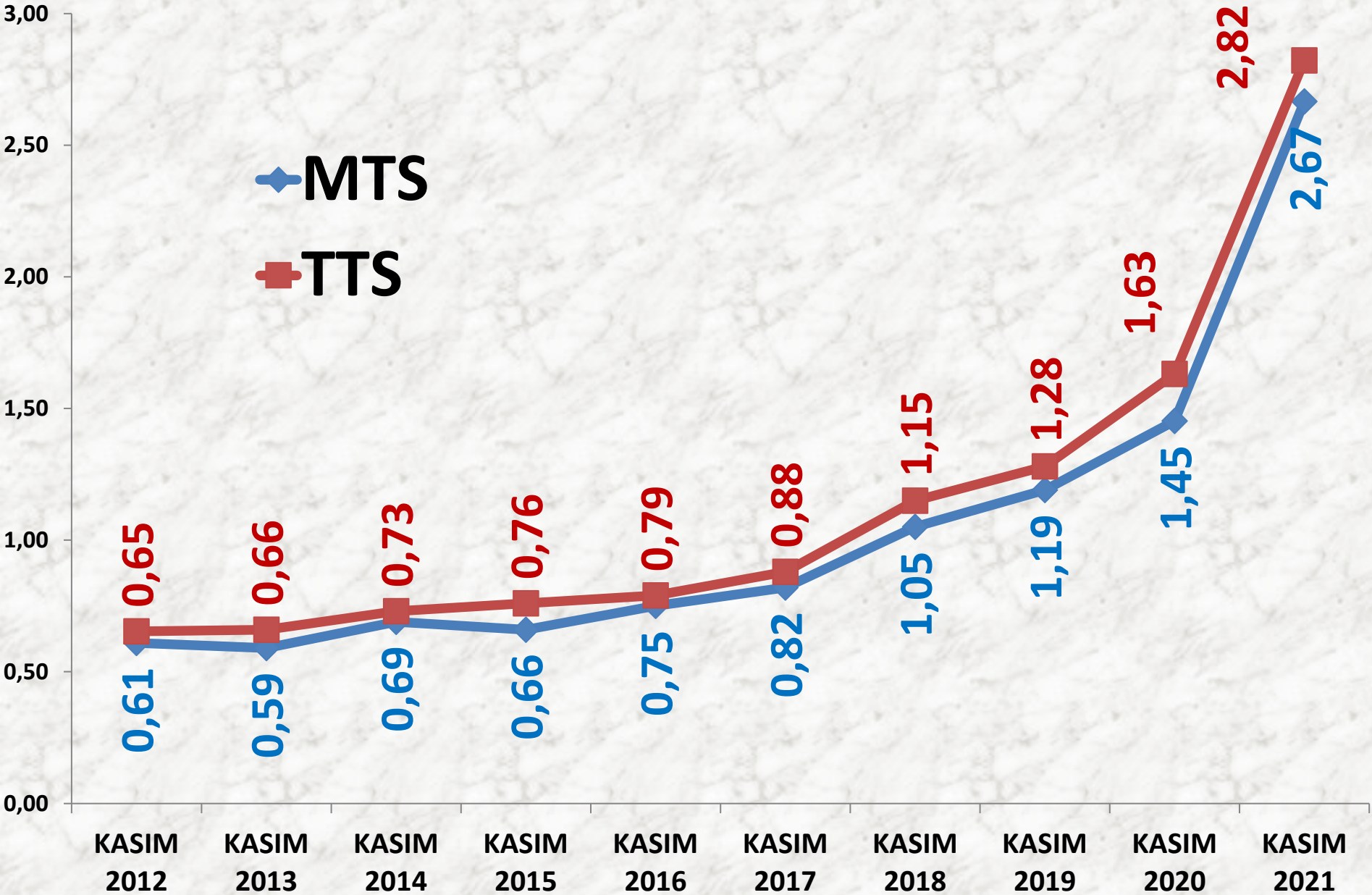
■ TTS

YILLIK ARPA İŞLEM MİKTARI (TON)

■ MTS



KASIM AYLARI ARPA FİYAT TRENDİ (TL)



BUĞDAY

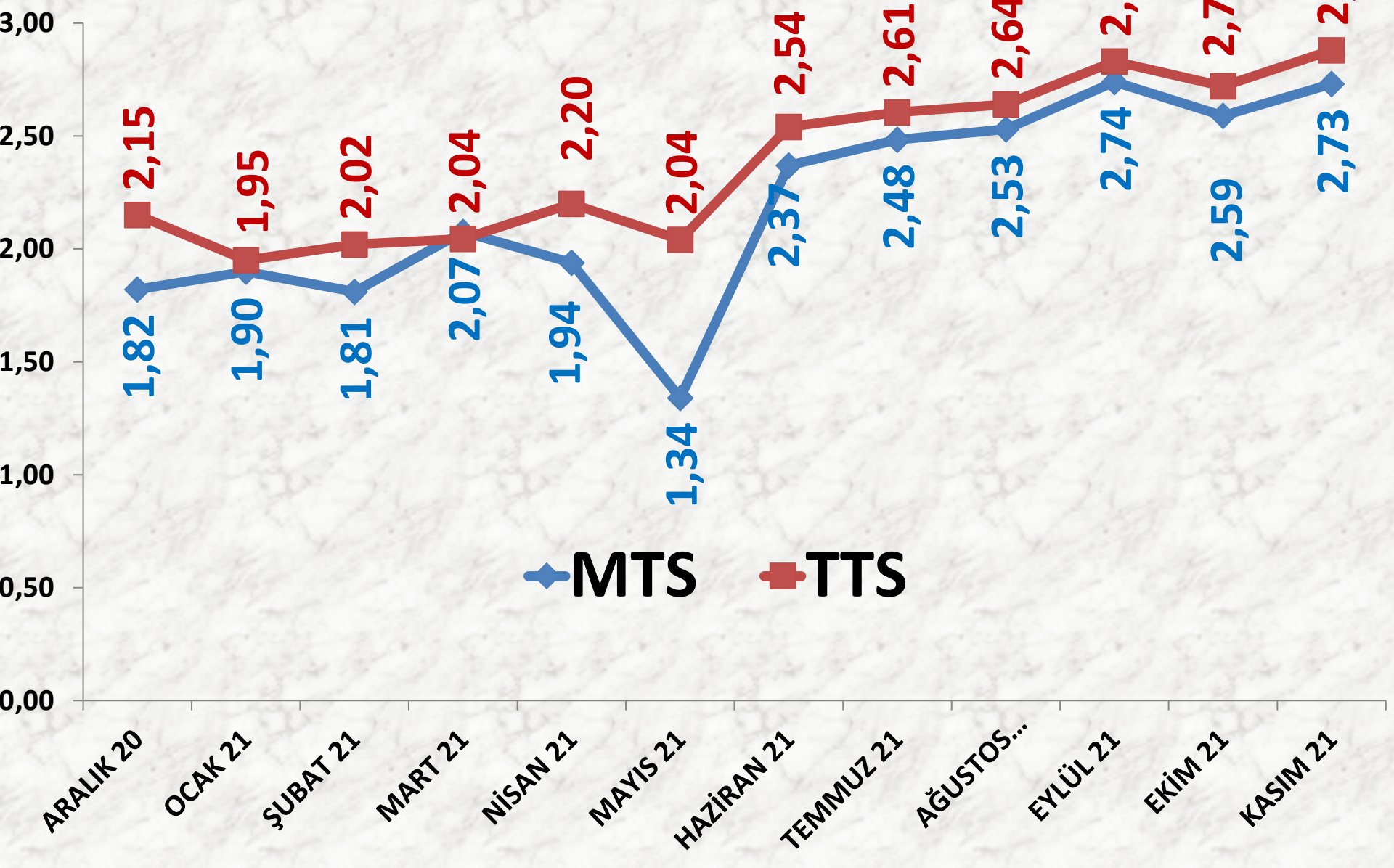
İŞLEM MİKTARI (TON)	2019 KASIM	2020 KASIM		2021 KASIM	
<i>MTS</i>	1.291 TON	74%	2.251 TON	-61%	871 TON
<i>TTS</i>	380 TON	382%	1.832 TON	28%	2.351 TON

EN AZ FİYAT	2019 KASIM	2020 KASIM		2021 KASIM	
MTS	1,09 TL	24%	1,35 TL	50%	2,02 TL
TTS	1,27 TL	22%	1,55 TL	65%	2,56 TL

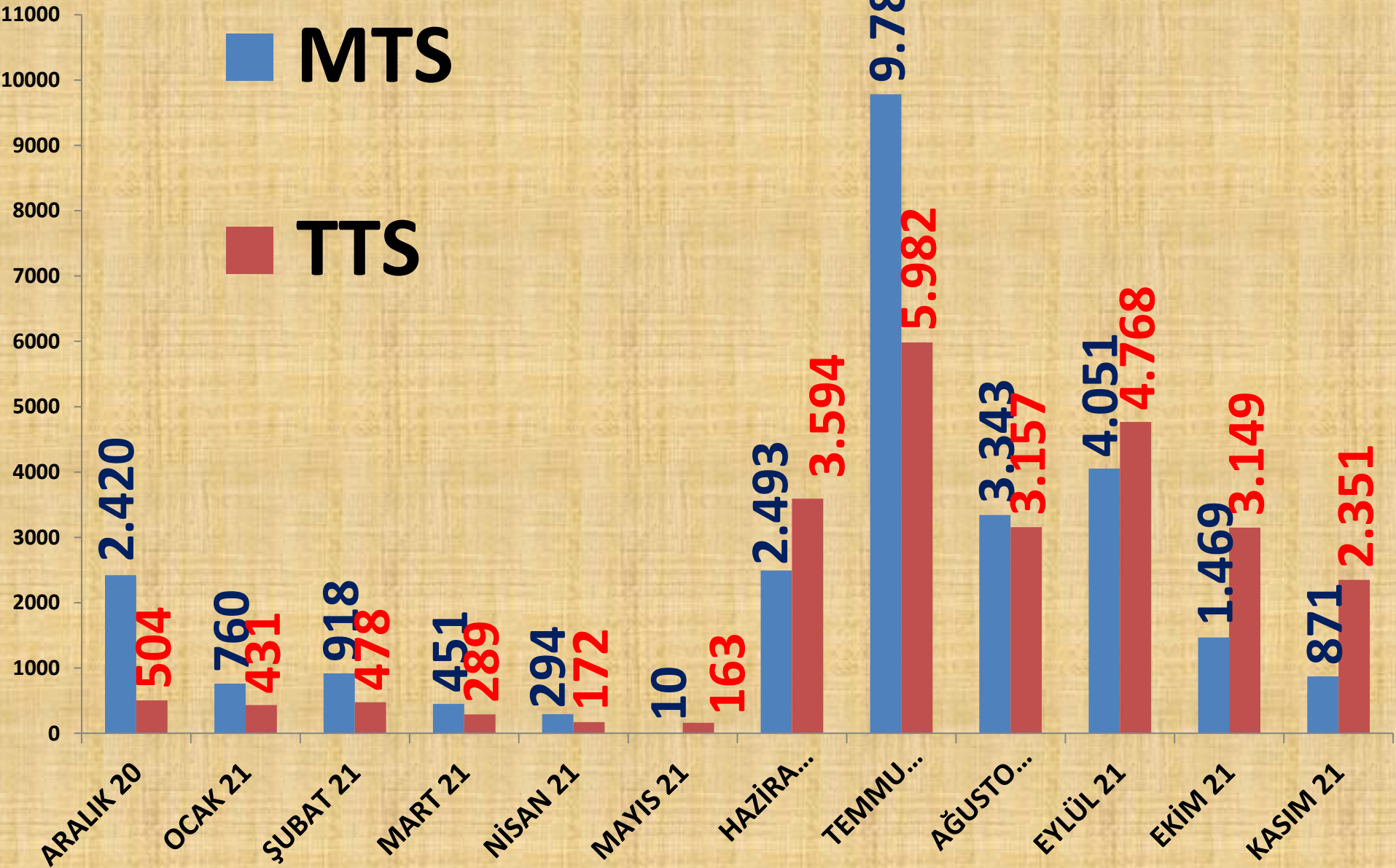
EN ÇOK FİYAT	2019 KASIM	2020 KASIM		2021 KASIM	
MTS	1,65 TL	42%	2,35 TL	64%	3,86 TL
TTS	1,69 TL	51%	2,55 TL	43%	3,65 TL

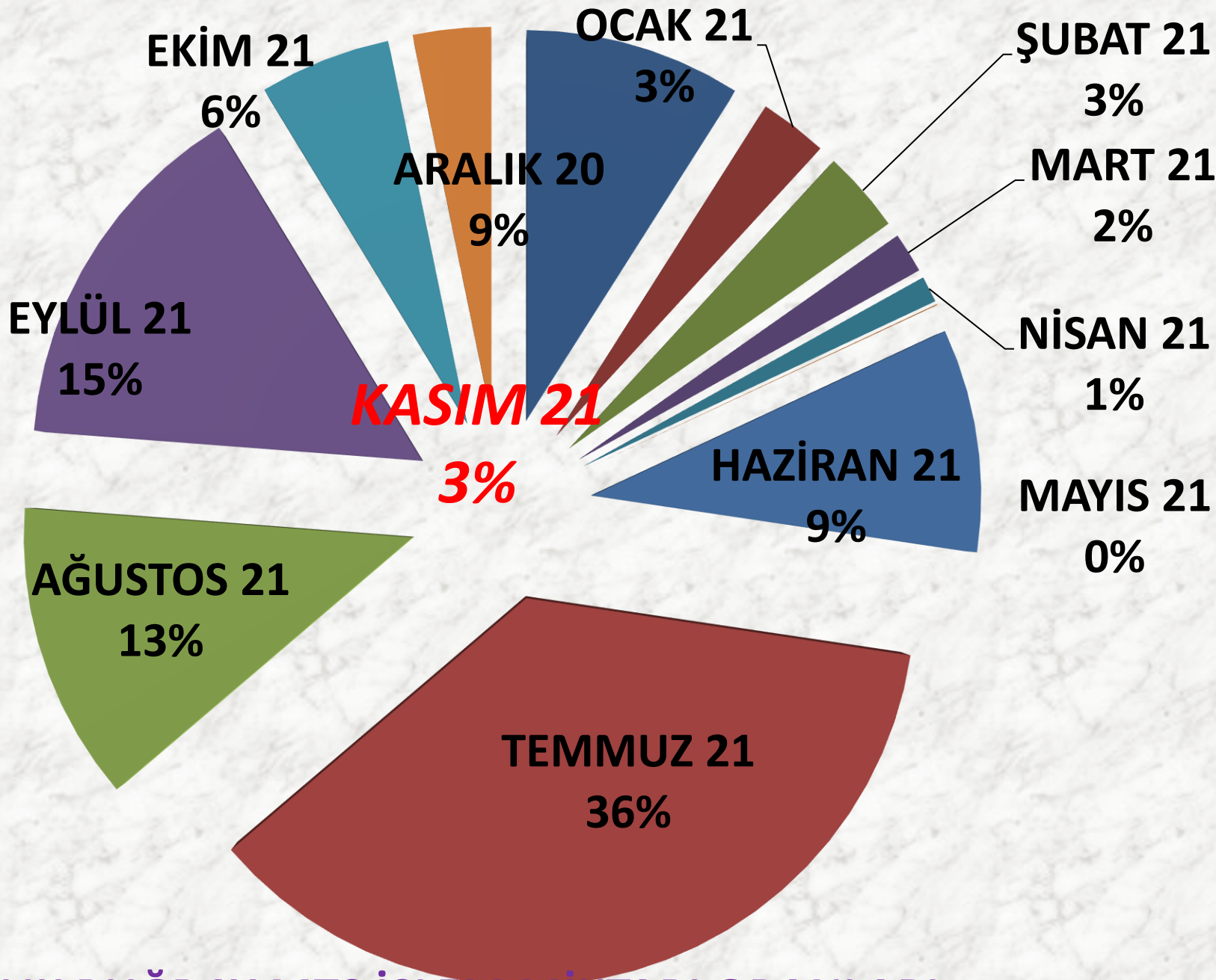
ORT. FİYAT	2019 KASIM	2020 KASIM		2021 KASIM	
MTS	1,35 TL	37%	1,85 TL	48%	2,73 TL
TTS	1,49 TL	48%	2,20 TL	31%	2,88 TL

AYLIK BUĞDAY FİYAT TRENDİ (TL)



AYLIK BUĞDAY İŞLEM MİKTARI (TON)



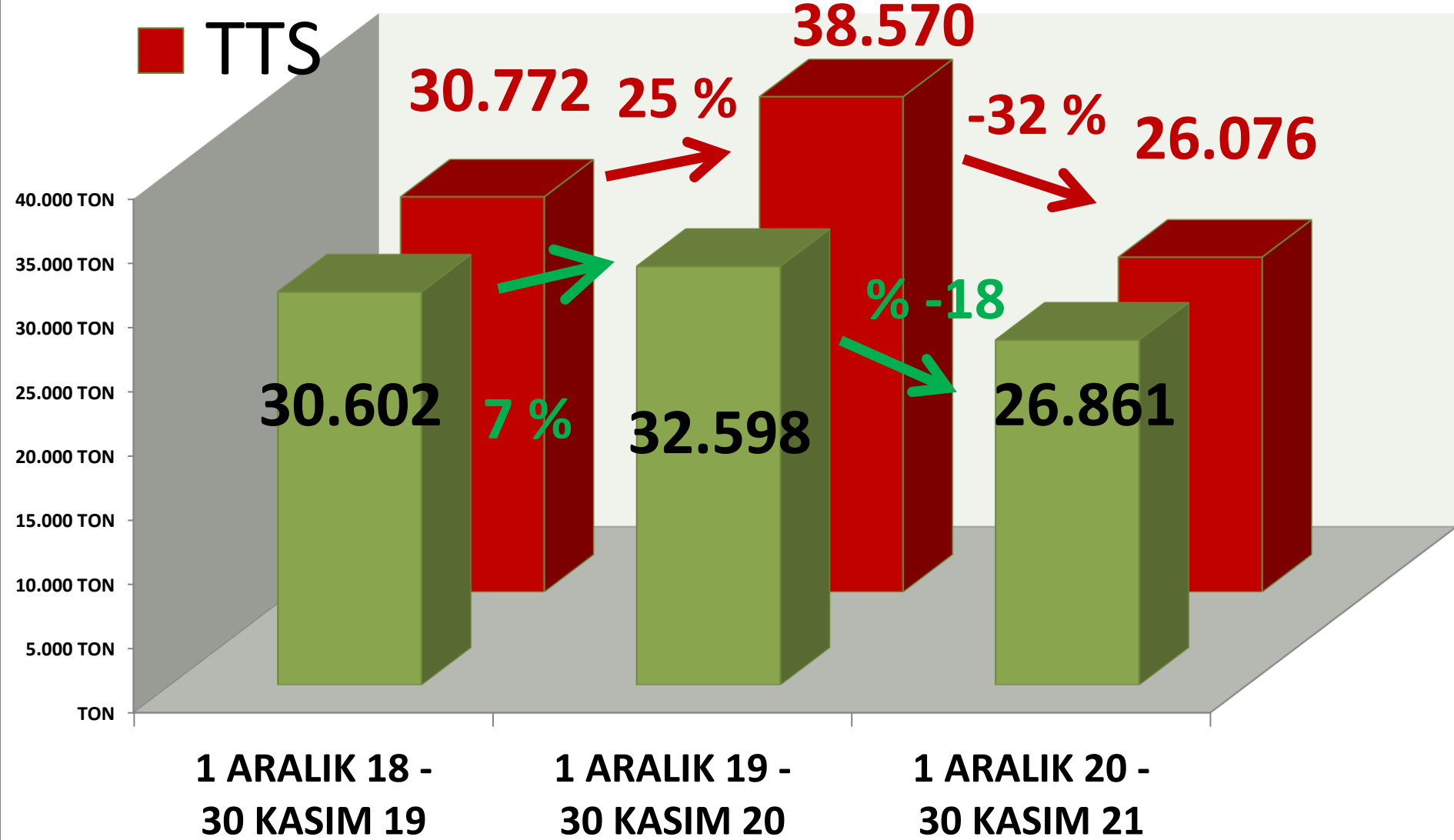


AYLIK BUĞDAY MTS İŞLEM MİKTARI ORANLARI

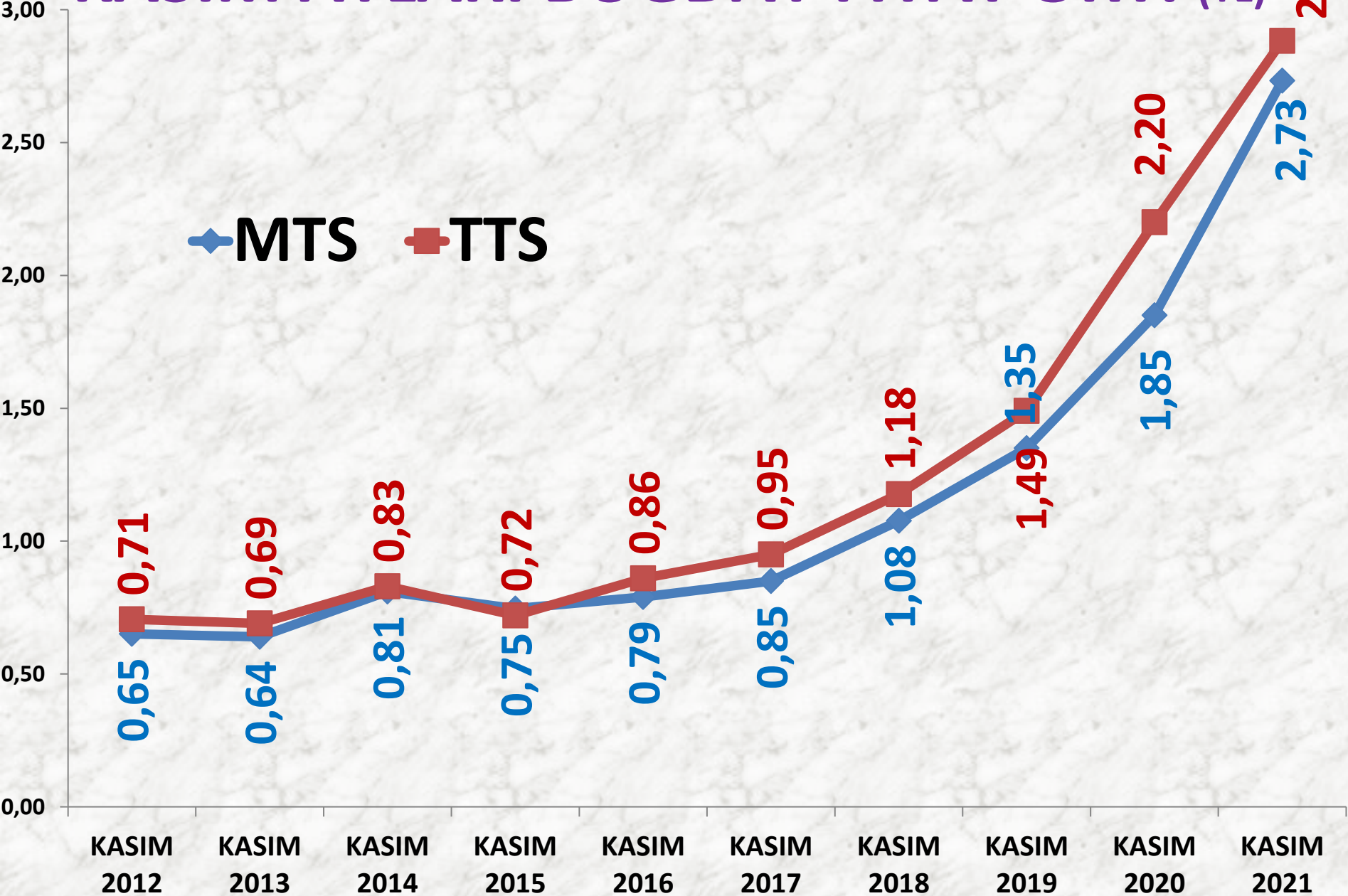
■ MTS

YILLIK BUĞDAY İŞLEM MİKTARI (TON)

■ TTS



KASIM AYLARI BUĞDAY FİYAT ORT. (TL)



MISIR DANE

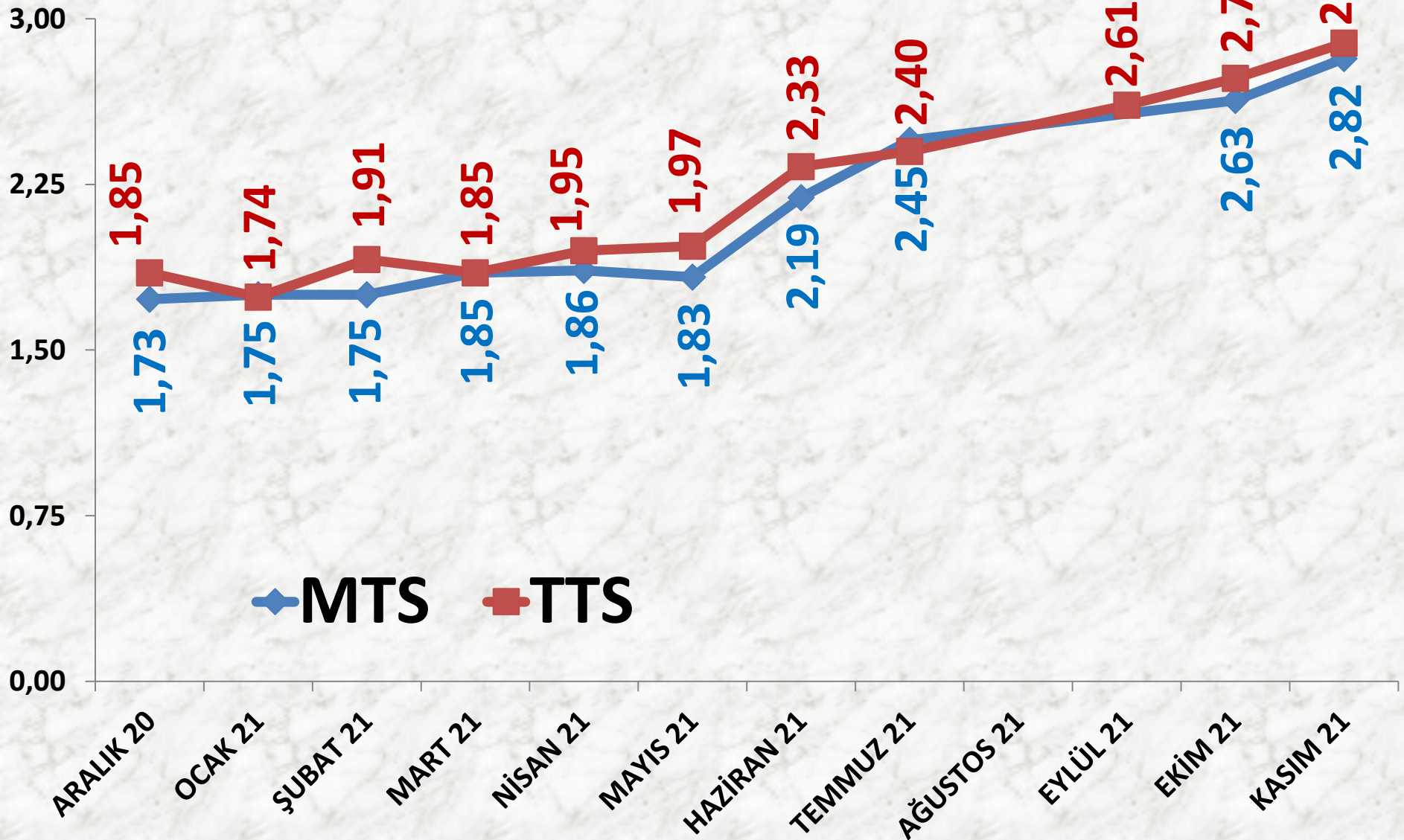
İŞLEM MİKTARI (TON)	2019 KASIM	2020 KASIM		2021 KASIM	
MTS	76.443 TON	-49%	39.168 TON	-44%	21.795 TON
TTS	65.904 TON	-51%	32.044 TON	-54%	14.709 TON

EN AZ FİYAT	2019 KASIM	2020 KASIM		2021 KASIM	
MTS	0,90 TL	31%	1,18 TL	99%	2,35 TL
TTS	0,90 TL	67%	1,50 TL	68%	2,52 TL

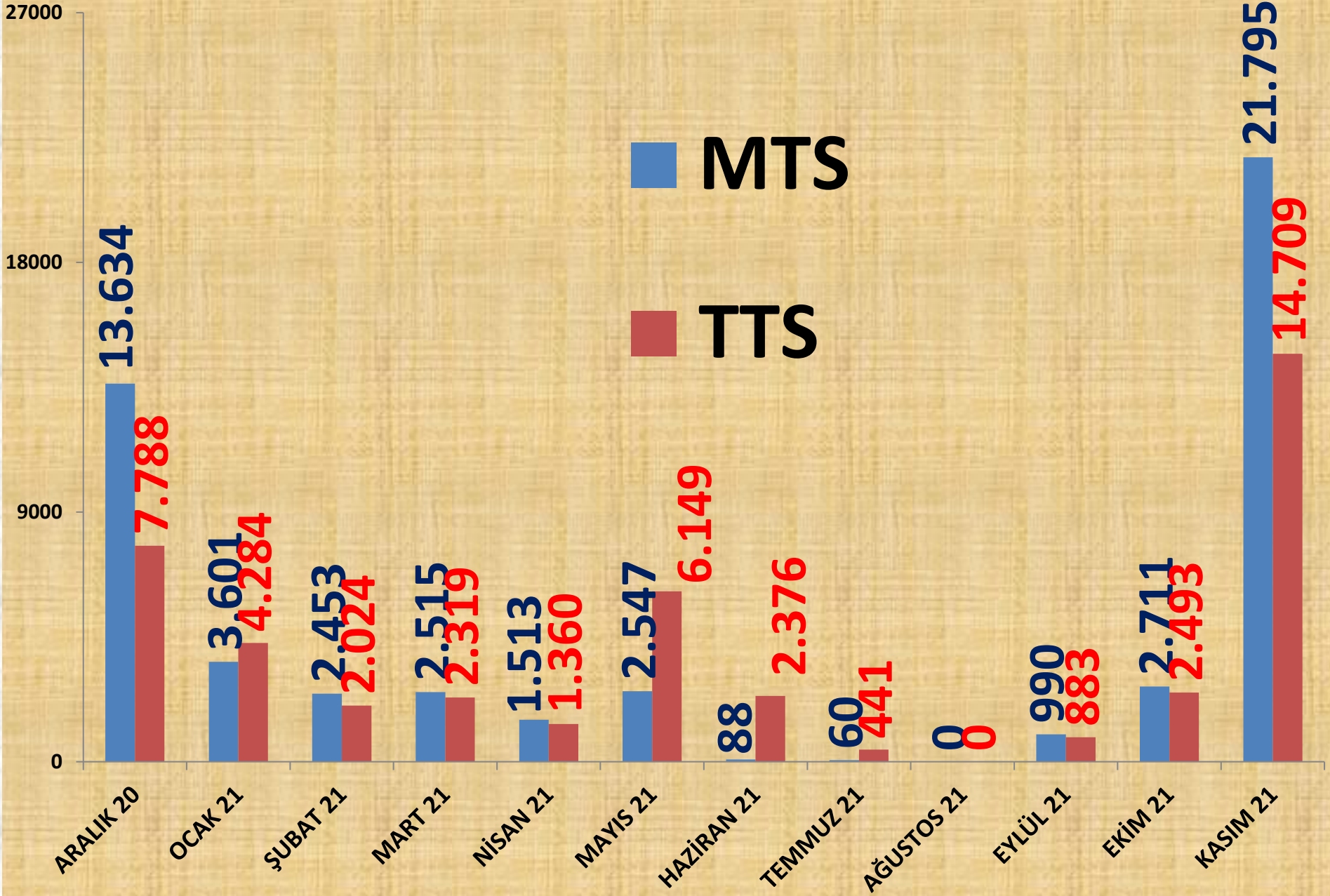
EN ÇOK FİYAT	2019 KASIM	2020 KASIM		2021 KASIM	
MTS	1,35 TL	38%	1,86 TL	98%	3,68 TL
TTS	1,35 TL	48%	2,00 TL	78%	3,55 TL

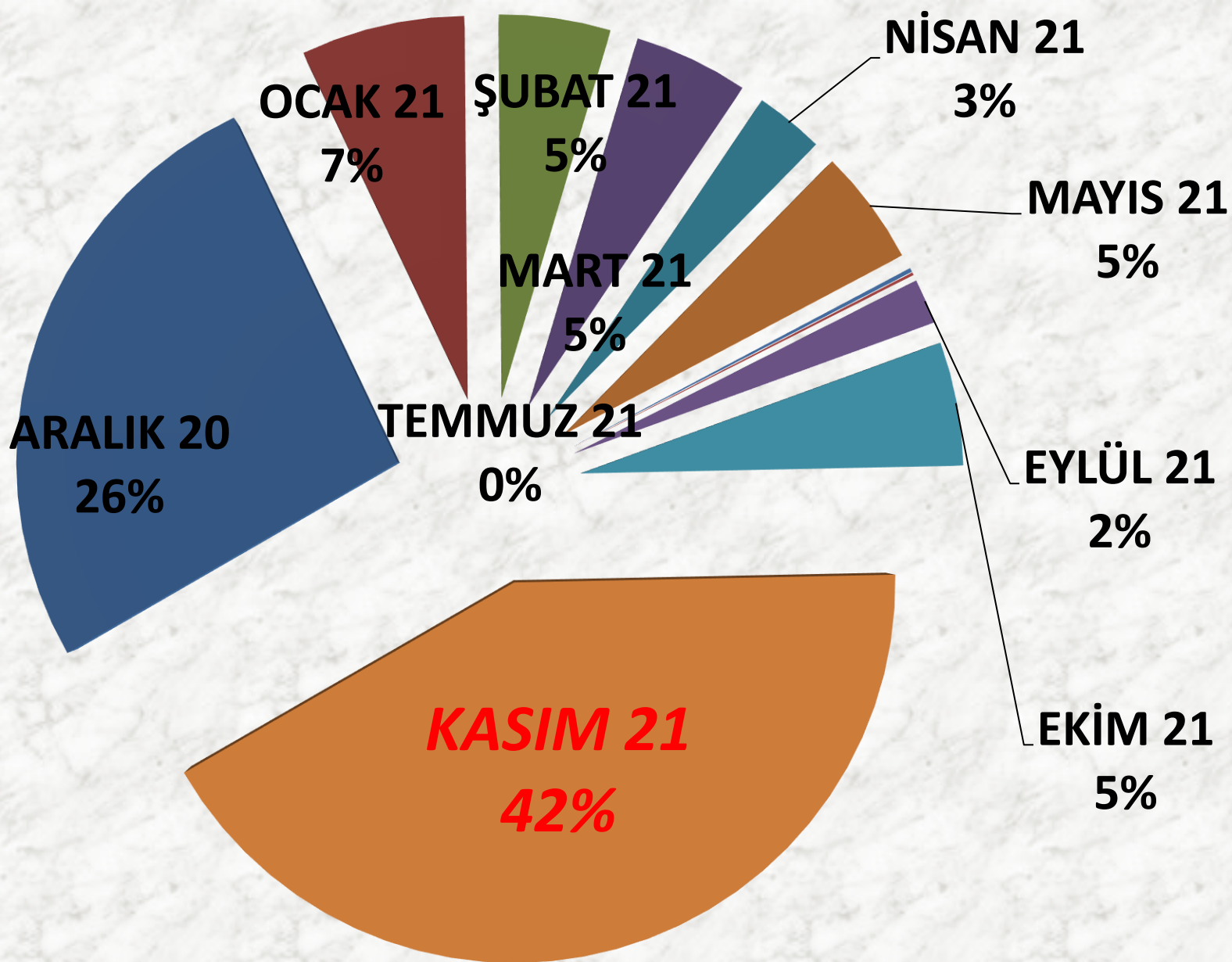
ORT. FİYAT	2019 KASIM	2020 KASIM		2021 KASIM	
MTS	1,07 TL	49%	1,60 TL	77%	2,82 TL
TTS	1,11 TL	49%	1,64 TL	76%	2,89 TL

AYLIK MISIR DANE FİYAT TRENDİ (TL)



AYLIK MISIR DANE İŞLEM MİKTARI (TON)





MISIR DANE MTS İŞLEM MİKTARI ORANLARI

TTS YILLIK MISIR DANE İŞLEM MİKTARI (TON)

■ TTS
■ MTS

132.757

-6 %

124.835

-58 %

109.902

-20 %

87.422

-49 %

44.826


51.907

1 ARALIK 18 -
30 KASIM 19

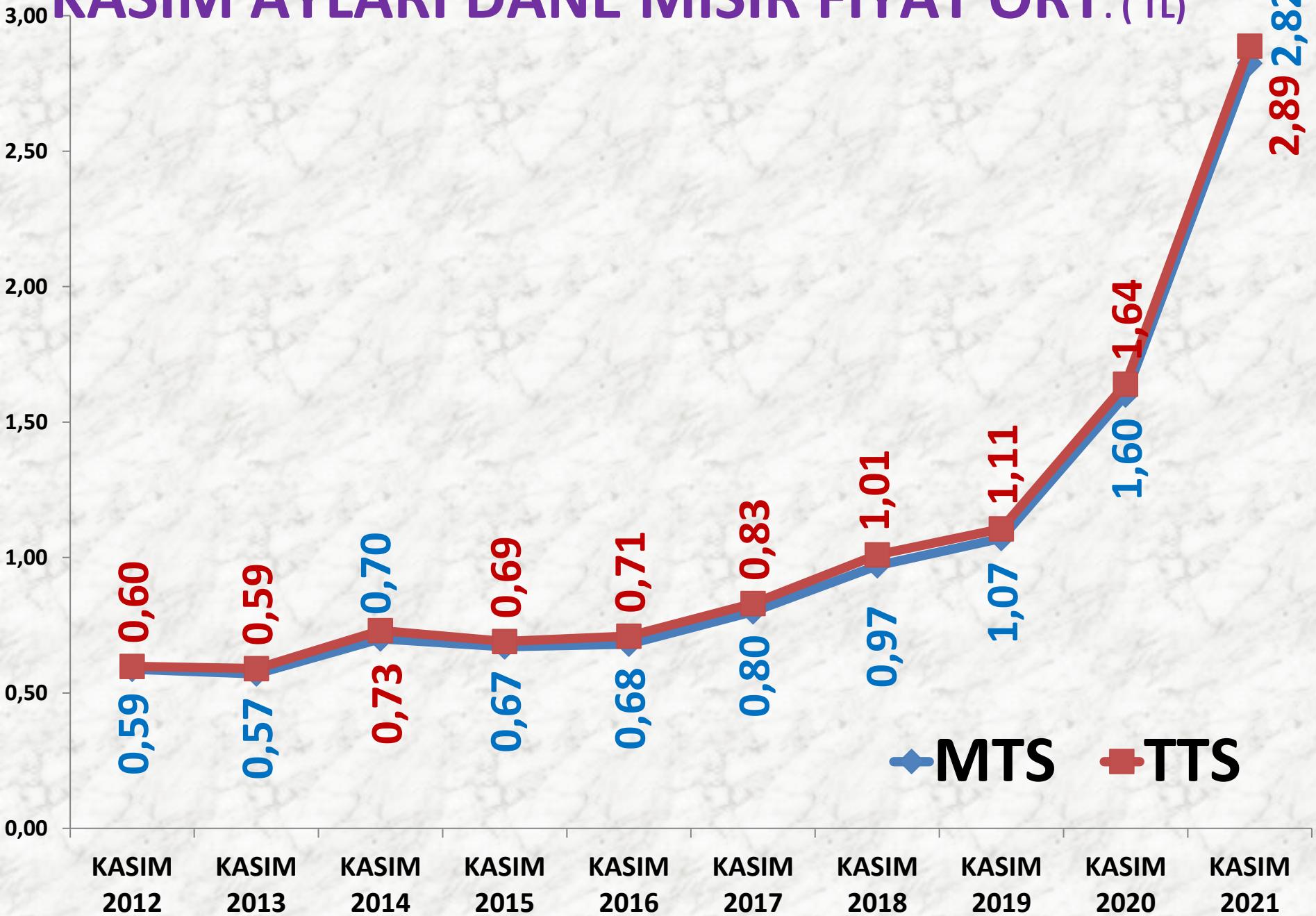
1 ARALIK 19 -
30 KASIM 20

1 ARALIK 20 -
30 KASIM 21

140.000 TON
120.000 TON
100.000 TON
80.000 TON
60.000 TON
40.000 TON
20.000 TON
TON



KASIM AYLARI DANE MISIR FİYAT ORT. (TL)



NOHUT

İŞLEM HACMİ (TON)	2019 KASIM	2020 KASIM		2021 KASIM	
<i>MTS</i>	516 TON	95%	1.009 TON	-84%	160 TON
<i>TTS</i>	357 TON	-28%	256 TON	-68%	82 TON

EN AZ FİYAT	2019 KASIM	2020 KASIM		2021 KASIM	
<i>MTS</i>	3,00 TL	33%	4,00 TL	113%	8,50 TL
<i>TTS</i>	3,00 TL	0%	3,00 TL	50%	4,50 TL

EN ÇOK FİYAT	2019 KASIM	2020 KASIM		2021 KASIM	
<i>MTS</i>	8,00 TL	50%	11,96 TL	36%	16,27 TL
<i>TTS</i>	7,00 TL	36%	9,50 TL	19%	11,26 TL

ORT. FİYAT	2019 KASIM	2020 KASIM		2021 KASIM	
<i>MTS</i>	4,38 TL	63%	7,13 TL	80%	12,81 TL
<i>TTS</i>	3,86 TL	16%	4,48 TL	121%	9,90 TL

NOHUT DOĞAL

İŞLEM HACMİ (TON)	2019 KASIM	2020 KASIM		2021 KASIM	
<i>MTS</i>	317 TON	-44%	176 TON	-78%	38 TON
<i>TTS</i>	273 TON	-40%	163 TON	-50%	82 TON

EN AZ FİYAT	2019 KASIM	2020 KASIM		2021 KASIM	
<i>MTS</i>	3,00 TL	33%	4,00 TL	113%	8,50 TL
<i>TTS</i>	3,00 TL	0%	3,00 TL	50%	4,50 TL

EN ÇOK FİYAT	2019 KASIM	2020 KASIM		2021 KASIM	
<i>MTS</i>	4,75 TL	16%	5,50 TL	110%	11,54 TL
<i>TTS</i>	4,80 TL	8%	5,20 TL	117%	11,26 TL

ORT. FİYAT	2019 KASIM	2020 KASIM		2021 KASIM	
<i>MTS</i>	4,42 TL	20%	5,32 TL	102%	10,74 TL
<i>TTS</i>	3,92 TL	8%	4,23 TL	135%	9,92 TL

NOHUT - ELENMİŞ

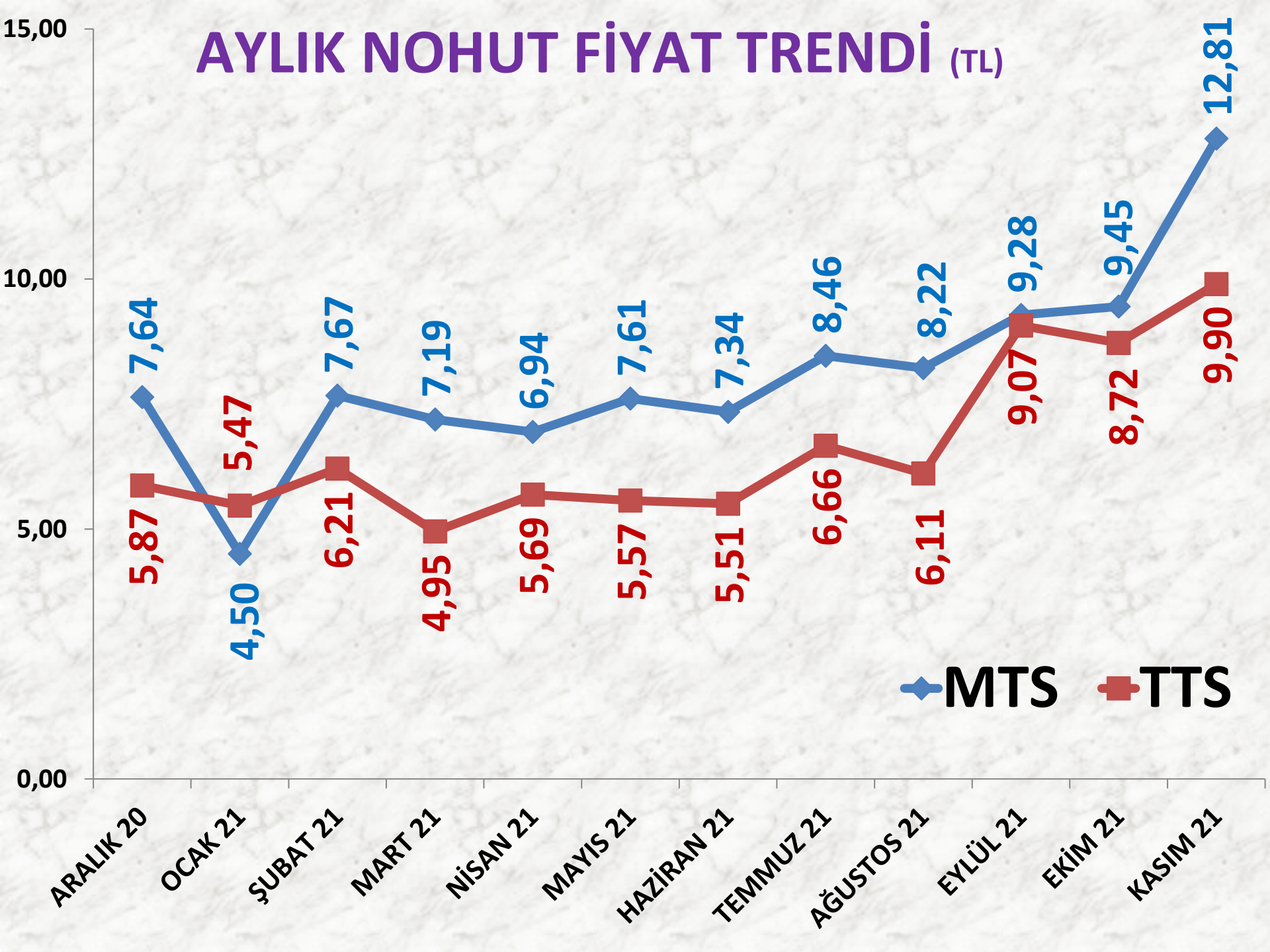
İŞLEM HACMİ (TON)	2019 KASIM	2020 KASIM		2021 KASIM	
<i>MTS</i>	82 TON	921%	833 TON	-85%	122 TON
<i>TTS</i>	39 TON	87%	73 TON	-100%	TON

EN AZ FİYAT	2019 KASIM	2020 KASIM		2021 KASIM	
MTS	6,00 TL	-5%	5,70 TL	128%	13,00 TL
TTS	5,10 TL	8%	5,50 TL	-	-

EN ÇOK FİYAT	2019 KASIM	2020 KASIM		2021 KASIM	
MTS	8,00 TL	50%	11,96 TL	36%	16,27 TL
TTS	7,00 TL	36%	9,50 TL	-	-

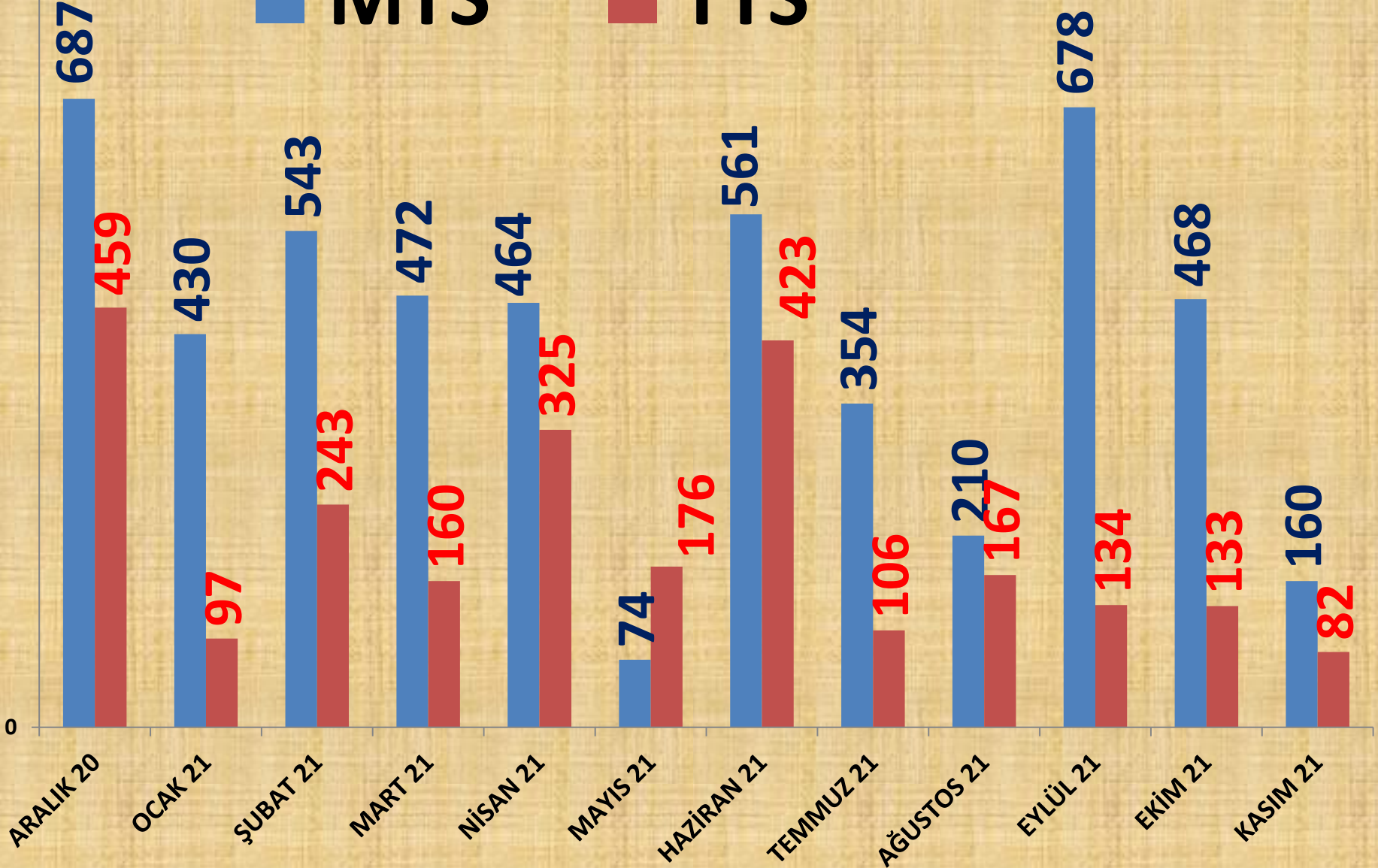
ORT. FİYAT	2019 KASIM	2020 KASIM		2021 KASIM	
MTS	7,74 TL	-3%	7,51 TL	79%	13,46 TL
TTS	5,59 TL	8%	6,02 TL	-	-

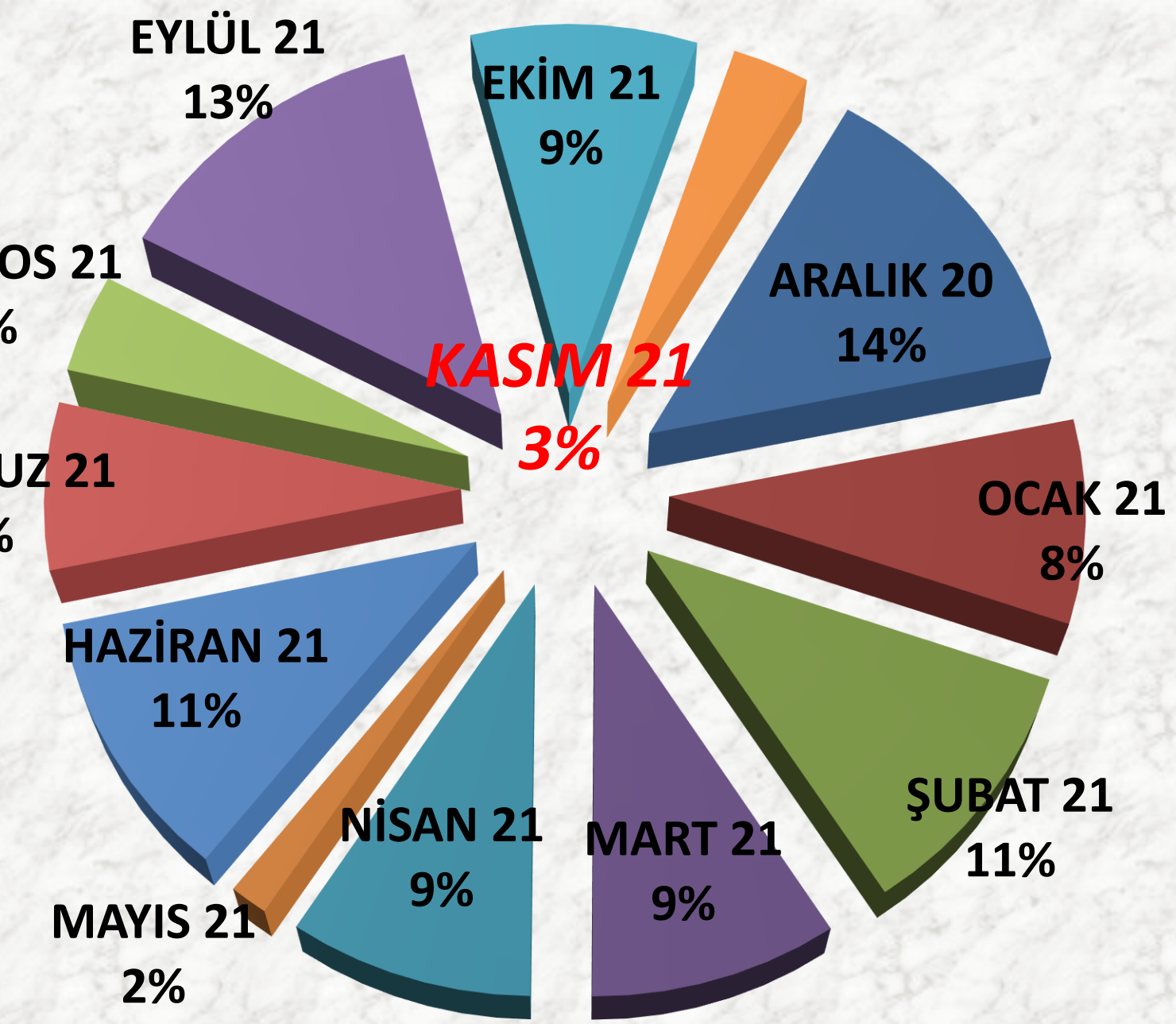
AYLIK NOHUT FİYAT TRENDİ (TL)



AYLIK NOHUT İŞLEM MİKTARI (TON)

■ MTS ■ TTS



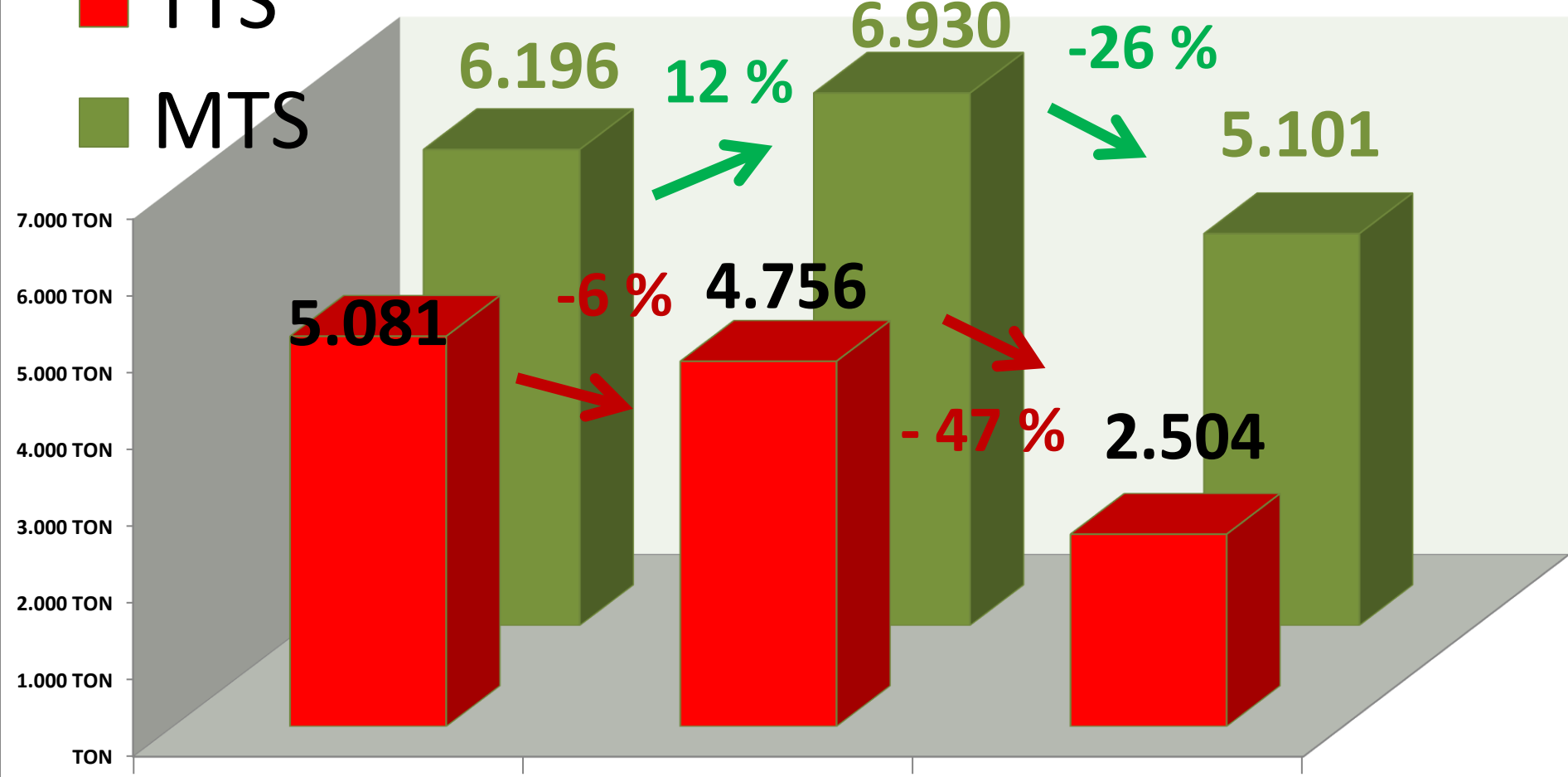


AYLIK NOHUT MTS İŞLEM MİKTARI ORANLARI

YILLIK TOPLAM NOHUT İŞLEM MİKTARI (TON)

■ TTS

■ MTS

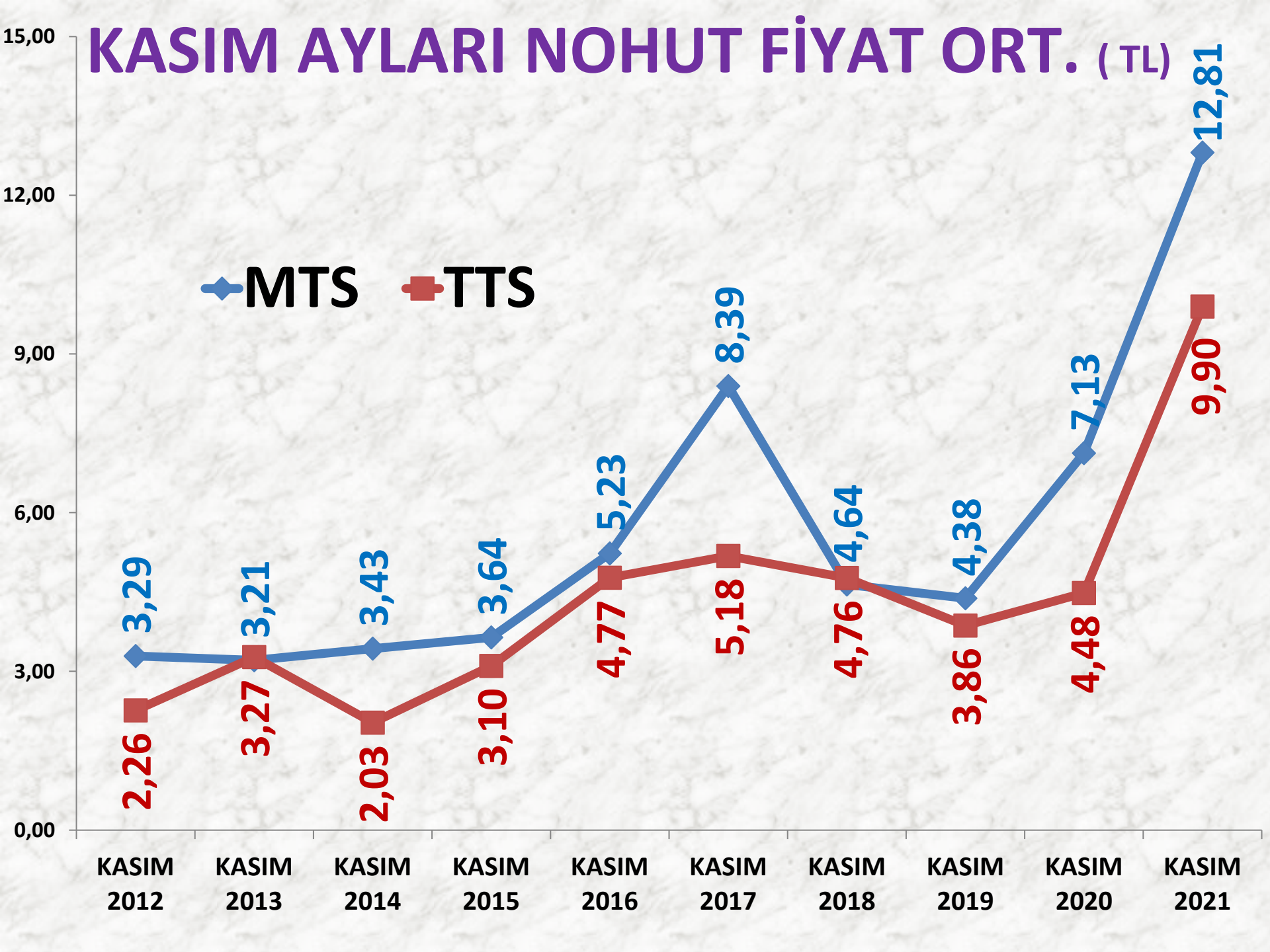


**1 ARALIK 18 -
30 KASIM 19**

**1 ARALIK 19 -
30 KASIM 20**

**1 ARALIK 20 -
30 KASIM 21**

KASIM AYLARI NOHUT FİYAT ORT. (TL)



BEYAZ LEBLEBİ

LEBLEBİ BEYAZ 8,50 mm

İŞLEM MİKTARI(TON)	2019 KASIM	2020 KASIM		2021 KASIM	
TTS	3 TON	67%	5 TON	723%	41 TON

LEBLEBİ BEYAZ 9 mm

İŞLEM MİKTARI (TON)	2019 KASIM	2020 KASIM		2021 KASIM	
TTS	40 TON	170%	108 TON	-77%	25 TON

BEYAZ LEBLEBİ

LEBLEBİ BEYAZ 9+ 9,50 mm

İŞLEM MİKTARI (TON)	2019 KASIM	2020 KASIM		2021 KASIM	
TTS	146 TON	-70%	44 TON	292%	172 TON

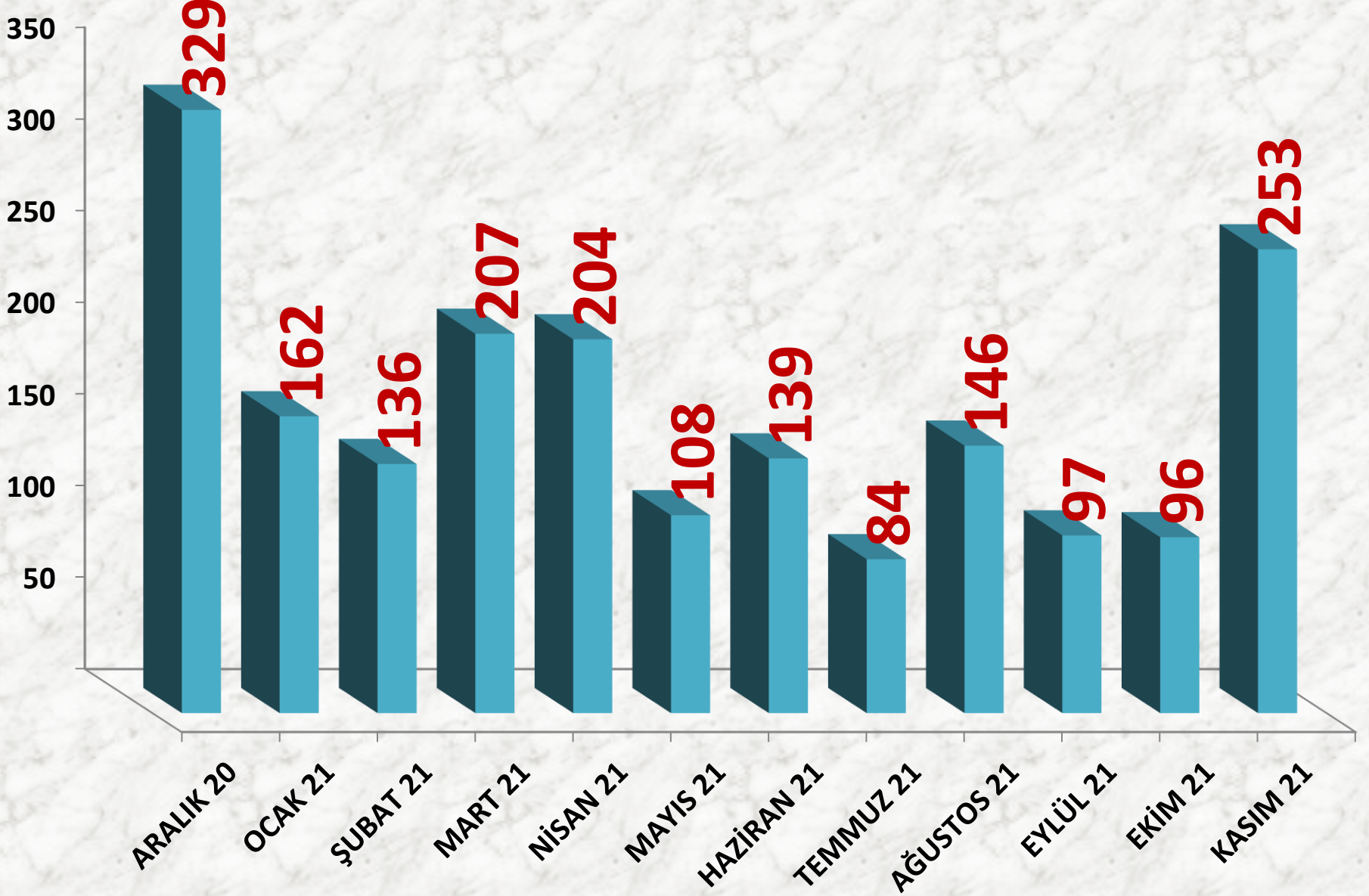
LEBLEBİ BEYAZ Elenti

İŞLEM MİKTARI (TON)	2019 KASIM	2020 KASIM		2021 KASIM	
TTS	3 TON	-100%	TON	-	15 TON

LEBLEBİ BEYAZ TOPLAM

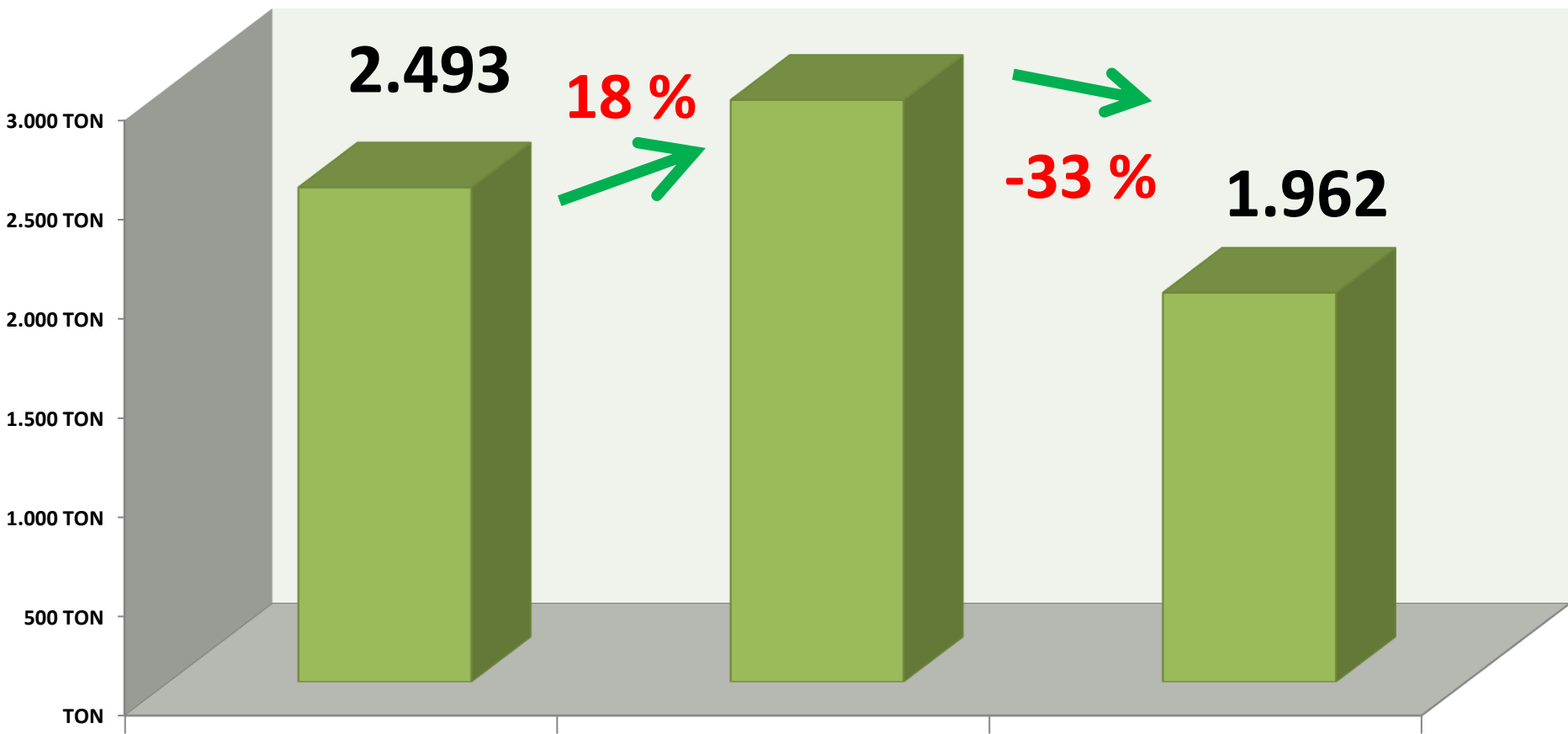
<u>İŞLEM MİKTARI (TON)</u>	<u>2019 KASIM</u>	<u>2020 KASIM</u>		<u>2021 KASIM</u>	
<u>TTS</u>	<u>192 TON</u>	<u>-18%</u>	<u>157 TON</u>	<u>61%</u>	<u>253 TON</u>

Leblebi Beyaz İşlem Miktarı (Ton)



YILLIK TOPLAM BEYAZ LEBLEBİ İŞLEM MİKTARI (TON)

2.934



1 ARALIK 18 -
30 KASIM 19

1 ARALIK 19 -
30 KASIM 20

1 ARALIK 20 -
30 KASIM 21

LEBLEBİ BEYAZ 8,50 mm FİYATLARI

	2019 KASIM	2020 KASIM		2021 KASIM	
EN AZ	7,92 TL	-37%	5,00 TL	80%	9,00 TL
EN ÇOK	7,92 TL	1%	8,00 TL	50%	12,00 TL
ORTALAMA	7,92 TL	-10%	7,10 TL	57%	11,13 TL

LEBLEBİ BEYAZ 9 mm FİYATLARI

	2019 KASIM	2020 KASIM		2021 KASIM	
EN AZ	12,50 TL	1%	12,60 TL	51%	19,00 TL
EN ÇOK	14,00 TL	43%	20,00 TL	25%	25,00 TL
ORTALAMA	13,80 TL	-2%	13,58 TL	53%	20,75 TL

LEBLEBİ BEYAZ 9+ 9,50 mm FİYATLARI

	2019 KASIM	2020 KASIM		2021 KASIM	
EN AZ	8,40 TL	1%	8,50 TL	84%	15,65 TL
EN ÇOK	11,00 TL	0%	11,00 TL	71%	18,80 TL
ORTALAMA	9,95 TL	2%	10,20 TL	65%	16,80 TL

LEBLEBİ BEYAZ ELENTİ FİYATLARI

	2019 KASIM	2020 KASIM		2021 KASIM	
ORTALAMA	1,00 TL	-	-	-	5,31 TL

SARI LEBLEBİ

LEBLEBİ SARI 9 mm

İŞLEM MİKTARI (TON)	2019 KASIM	2020 KASIM		2021 KASIM	
TTS	609 TON	-91%	52 TON	-90%	5 TON

LEBLEBİ SARI 9,50 mm

İŞLEM MİKTARI (TON)	2019 KASIM	2020 KASIM		2021 KASIM	
TTS	482 TON	-57%	206 TON	-52%	99 TON

LEBLEBİ SARI 9,75 mm

İŞLEM MİKTARI (TON)	2019 KASIM	2020 KASIM		2021 KASIM	
TTS	131 TON	131%	304 TON	134%	710 TON

LEBLEBİ SARI 10 mm

İŞLEM MİKTARI (TON)	2019 KASIM	2020 KASIM		2021 KASIM	
TTS	114 TON	171%	309 TON	2%	315 TON

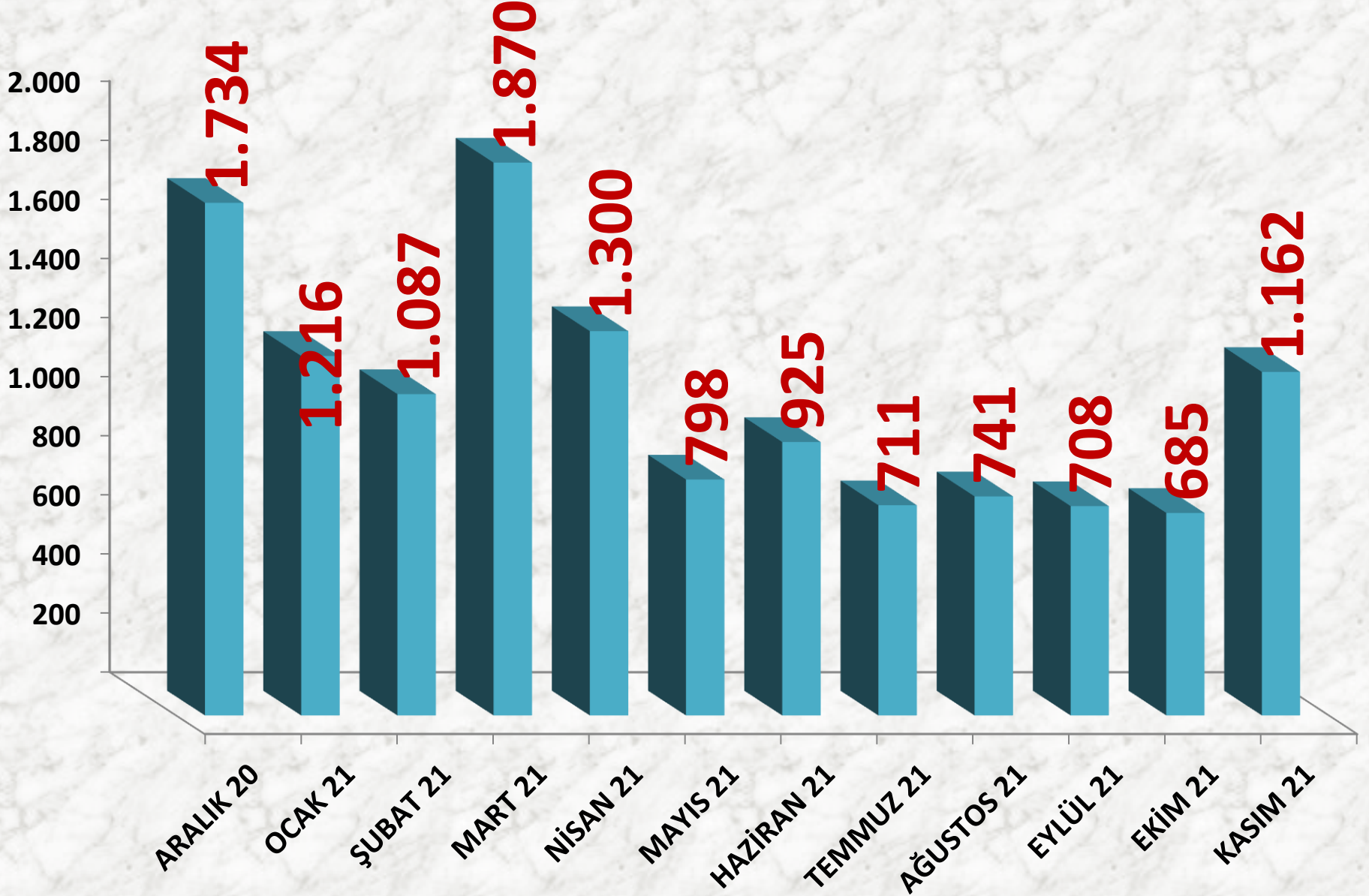
LEBLEBİ SARI Kalburaltı

İŞLEM MİKTARI (TON)	2019 KASIM	2020 KASIM		2021 KASIM	
TTS	14 TON	10%	15 TON	118%	33 TON

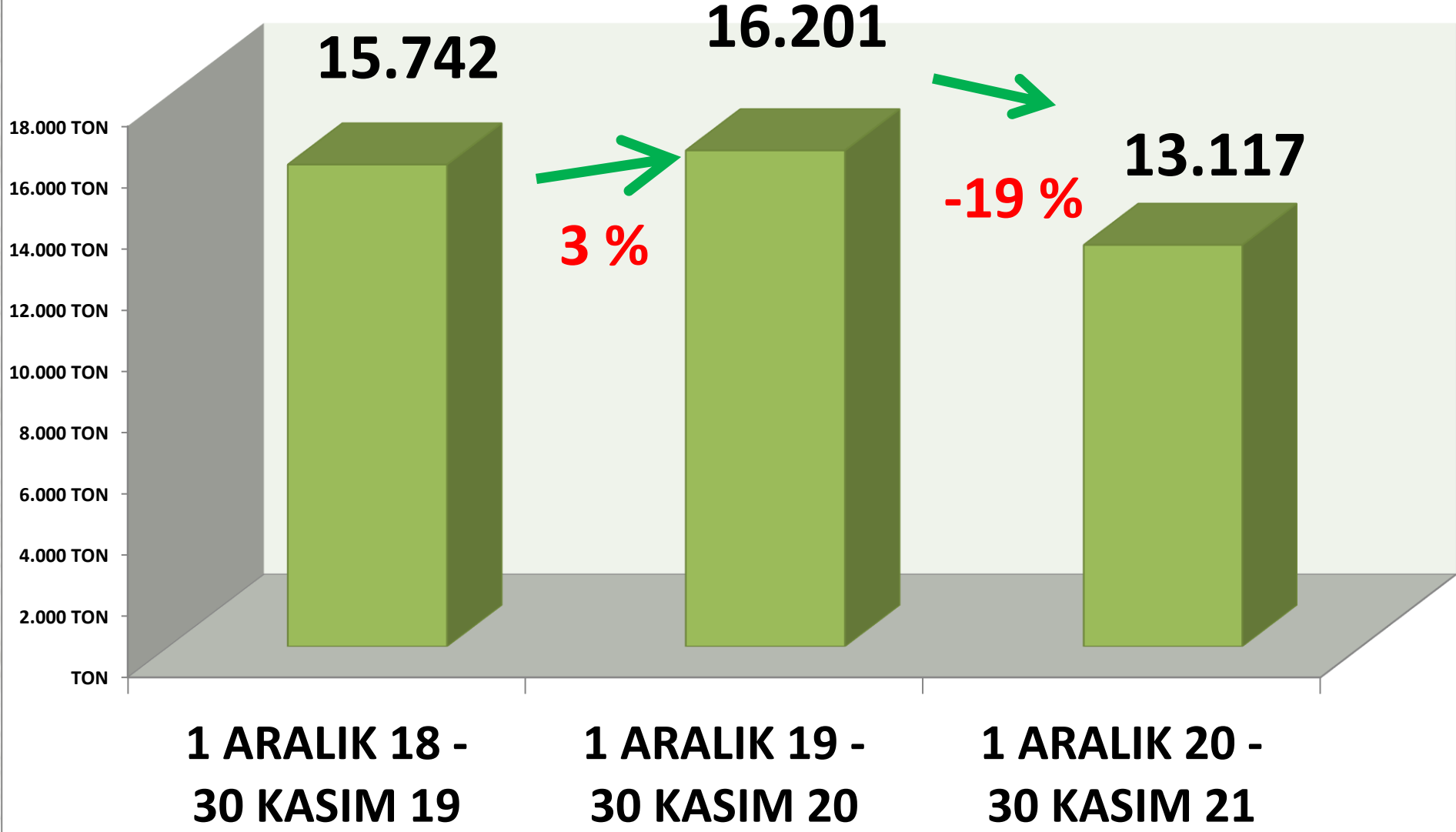
LEBLEBİ SARI TOPLAM

İŞLEM MİKTARI (TON)	<u>2019 KASIM</u>	<u>2020 KASIM</u>		<u>2021 KASIM</u>	
<u>TTS</u>	<u>1.350 TON</u>	-34%	<u>886 TON</u>	31%	<u>1.162 TON</u>

Leblebi Sarı İşlem Miktarı (Ton)



YILLIK TOPLAM SARI LEBLEBİ İŞLEM MİKTARI (TON)



LEBLEBİ SARI 9 mm FİYATLARI

	2019 KASIM	2020 KASIM		2021 KASIM	
EN AZ	5,00 TL	10%	5,50 TL	82%	10,00 TL
EN ÇOK	8,00 TL	-13%	7,00 TL	64%	11,50 TL
ORTALAMA	7,25 TL	-8%	6,65 TL	62%	10,75 TL

LEBLEBİ SARI 9,50 mm FİYATLARI

	2019 KASIM	2020 KASIM		2021 KASIM	
EN AZ	8,00 TL	-10%	7,20 TL	67%	12,00 TL
EN ÇOK	10,00 TL	-10%	9,00 TL	66%	14,90 TL
ORTALAMA	8,95 TL	-8%	8,23 TL	61%	13,24 TL

LEBLEBİ SARI 9,75 mm FİYATLARI

	2019 KASIM	2020 KASIM		2021 KASIM	
EN AZ	10,11 TL	-9%	9,20 TL	63%	15,00 TL
EN ÇOK	11,00 TL	-5%	10,50 TL	69%	17,75 TL
ORTALAMA	10,42 TL	-4%	9,97 TL	64%	16,36 TL

LEBLEBİ SARI 10 mm FİYATLARI

	2019 KASIM	2020 KASIM		2021 KASIM	
EN AZ	11,00 TL	5%	11,50 TL	57%	18,00 TL
EN ÇOK	12,50 TL	32%	16,50 TL	42%	23,50 TL
ORTALAMA	12,00 TL	7%	12,86 TL	50%	19,34 TL

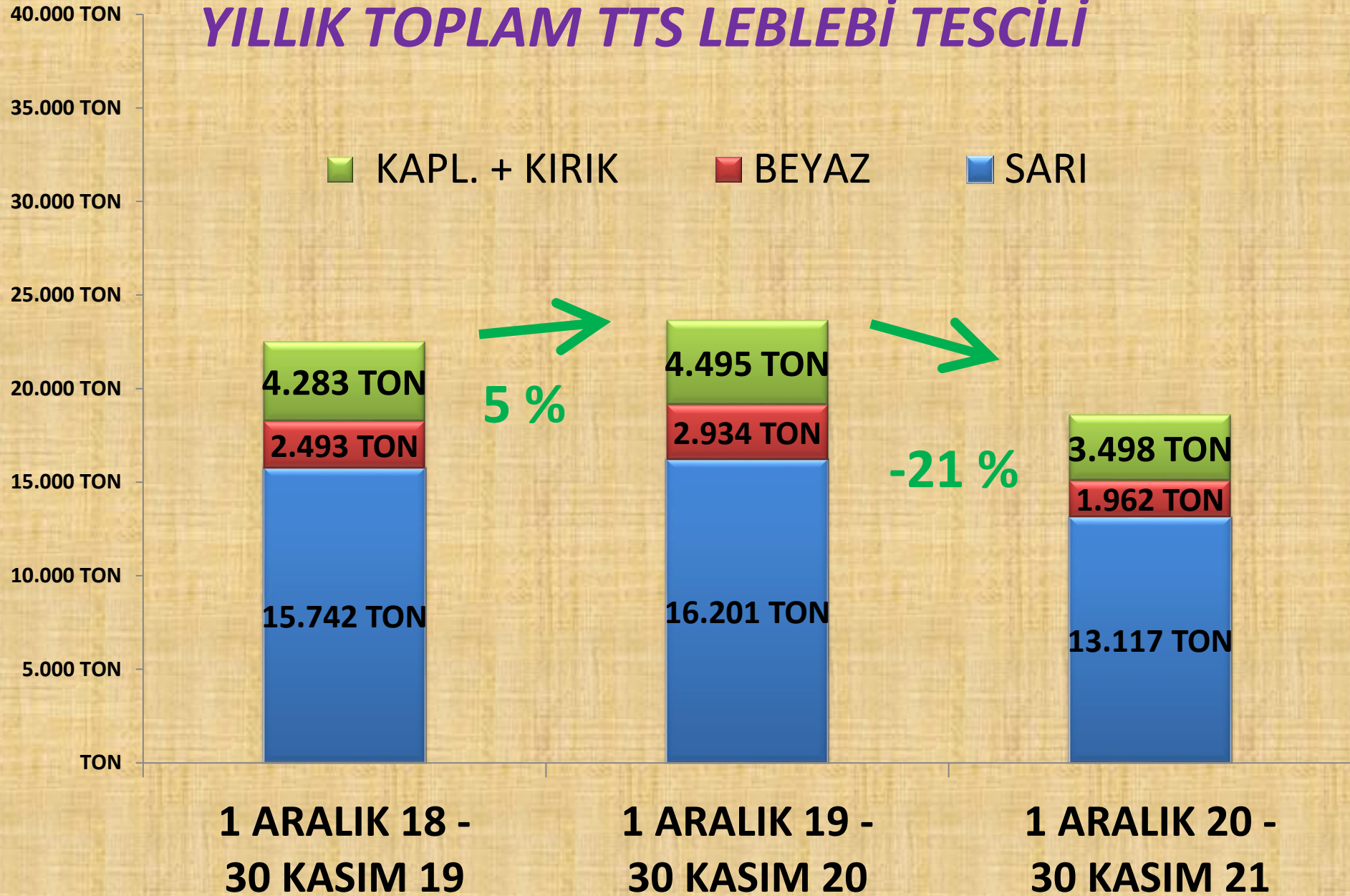
LEBLEBİ SARI Kalburaltı FİYATLARI

	2019 KASIM	2020 KASIM		2021 KASIM	
ORTALAMA	3,71 TL	14%	4,23 TL	53%	6,46 TL

YILLIK YURTIÇI TOPLAM LEBLEBİ İŞLEM MİKTARI

MİKTAR	1 ARALIK 2018 30 KASIM 2019	1 ARALIK 2019 30 KASIM 2020	1 ARALIK 2020 30 KASIM 2021		
SARI	15.742 TON	3%	16.201 TON	-19%	13.117 TON
BEYAZ	2.493 TON	18%	2.934 TON	-33%	1.962 TON
KAPL.+KIRIK	4.283 TON	5%	4.495 TON	-22%	3.498 TON
<u>LEBLEBİ TOPLAM</u>	22.517 TON	5%	23.630 TON	-21%	18.578 TON

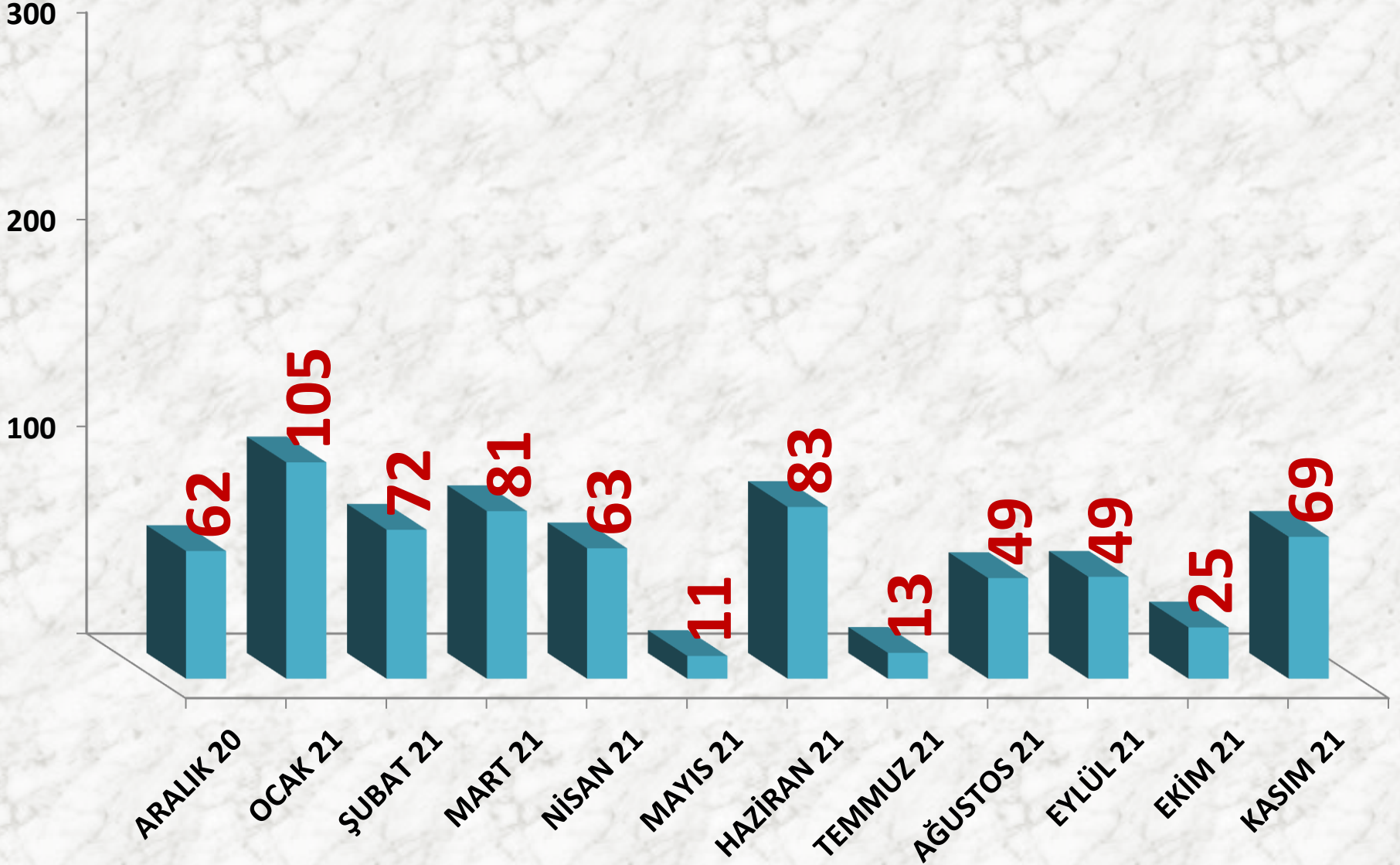
YILLIK TOPLAM TTS LEBLEBİ TESCİLİ

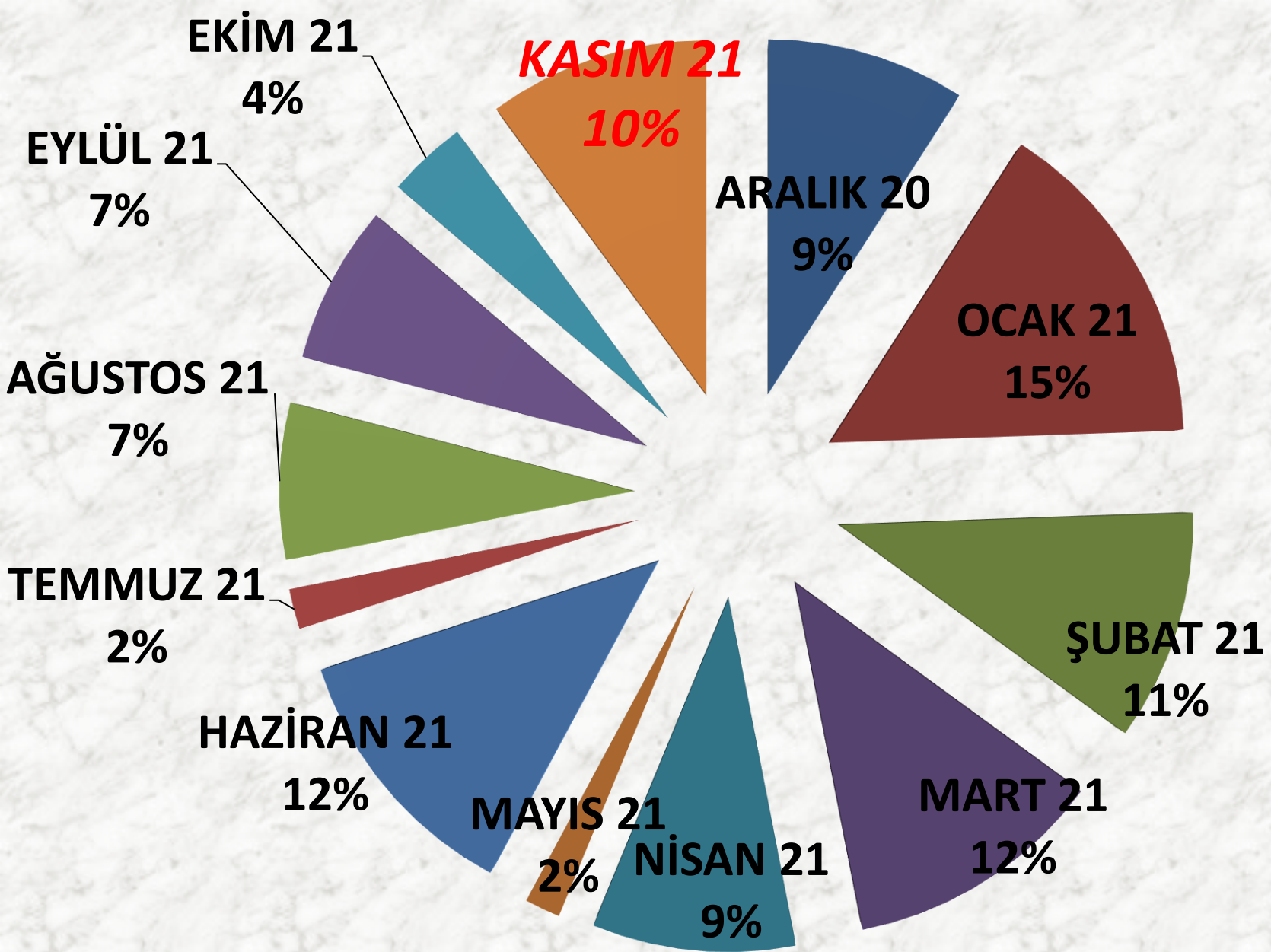


LEBLEBİ İHRACAT MİKTARLARI

2019 KASIM		2020 KASIM		2021 KASIM	
SARI LEBLEBİ	47.830 kg.	SARI LEBLEBİ	34.194 kg.	SARI LEBLEBİ	55.584 kg.
BEYAZ LEBLEBİ	14.020 kg.	BEYAZ LEBLEBİ	26.177 kg.	BEYAZ LEBLEBİ	13.000 kg.
KAPLAMALI LEBLEBİ	5.650 kg.	KAPLAMALI LEBLEBİ	4.900 kg.	KAPLAMALI LEBLEBİ	-
KIRIK LEBLEBİ	2.400 kg.	KIRIK LEBLEBİ	3.600 kg.	KIRIK LEBLEBİ	-
LEBLEBİ KALBURALTI	-	LEBLEBİ KALBURALTI	-	LEBLEBİ KALBURALTI	-
LEBLEBİ UNU	-	LEBLEBİ UNU	-	LEBLEBİ UNU	-
<u>TOPLAM</u>	69.900 kg.	<u>TOPLAM</u>	68.871 kg.	<u>TOPLAM</u>	68.584 kg.

Leblebi İhracat (Ton)





AYLIK LEBLEBİ İHRACAT MİKTARI ORANLARI

YILLIK TOPLAM LEBLEBİ İHRACAT MİKTARI (TON)

1.393

1.181

684

- 15 %

-42 %

1 ARALIK 18 -
30 KASIM 19

1 ARALIK 19 -
30 KASIM 20

1 ARALIK 20 -
30 KASIM 21

1.400 TON

1.200 TON

1.000 TON

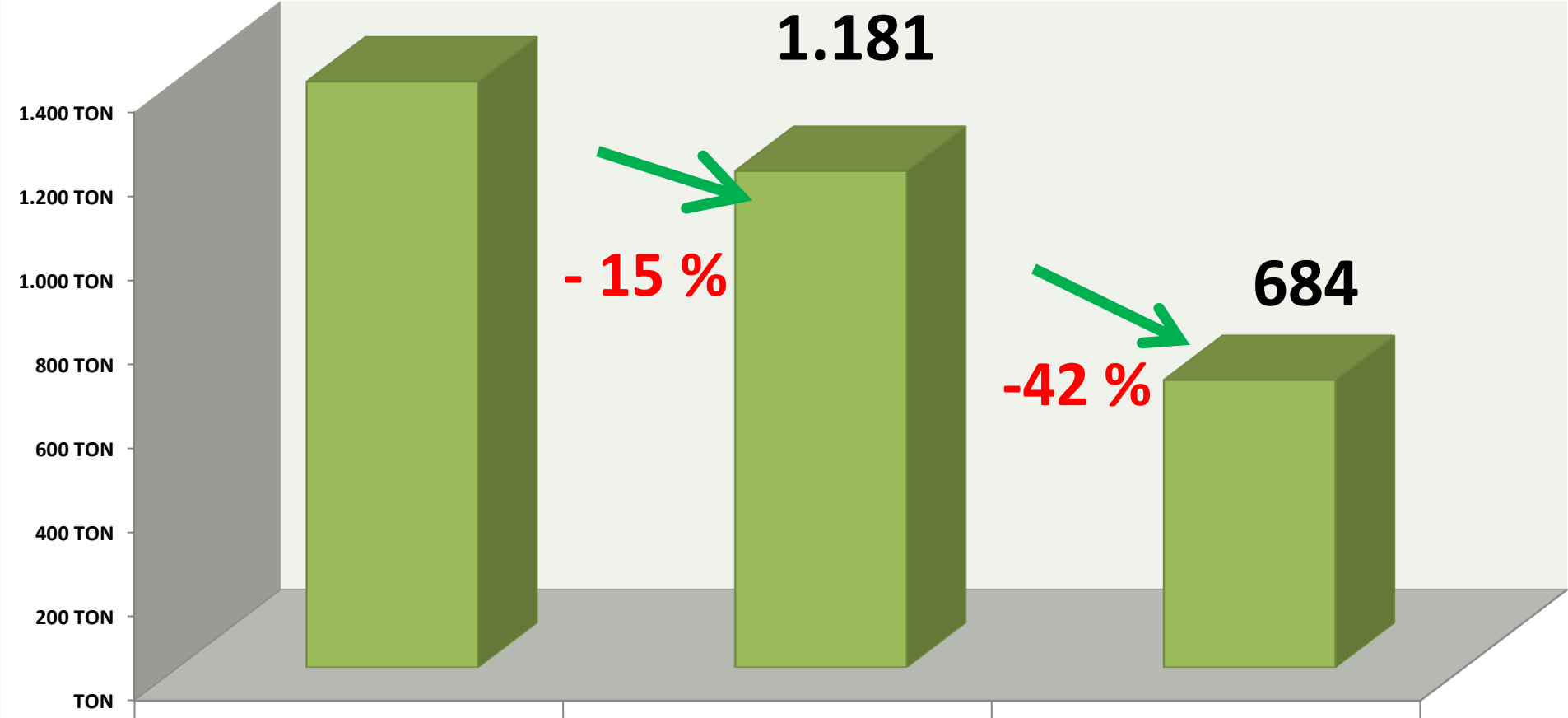
800 TON

600 TON

400 TON

200 TON

TON



AYÇEKİRDEĞİ

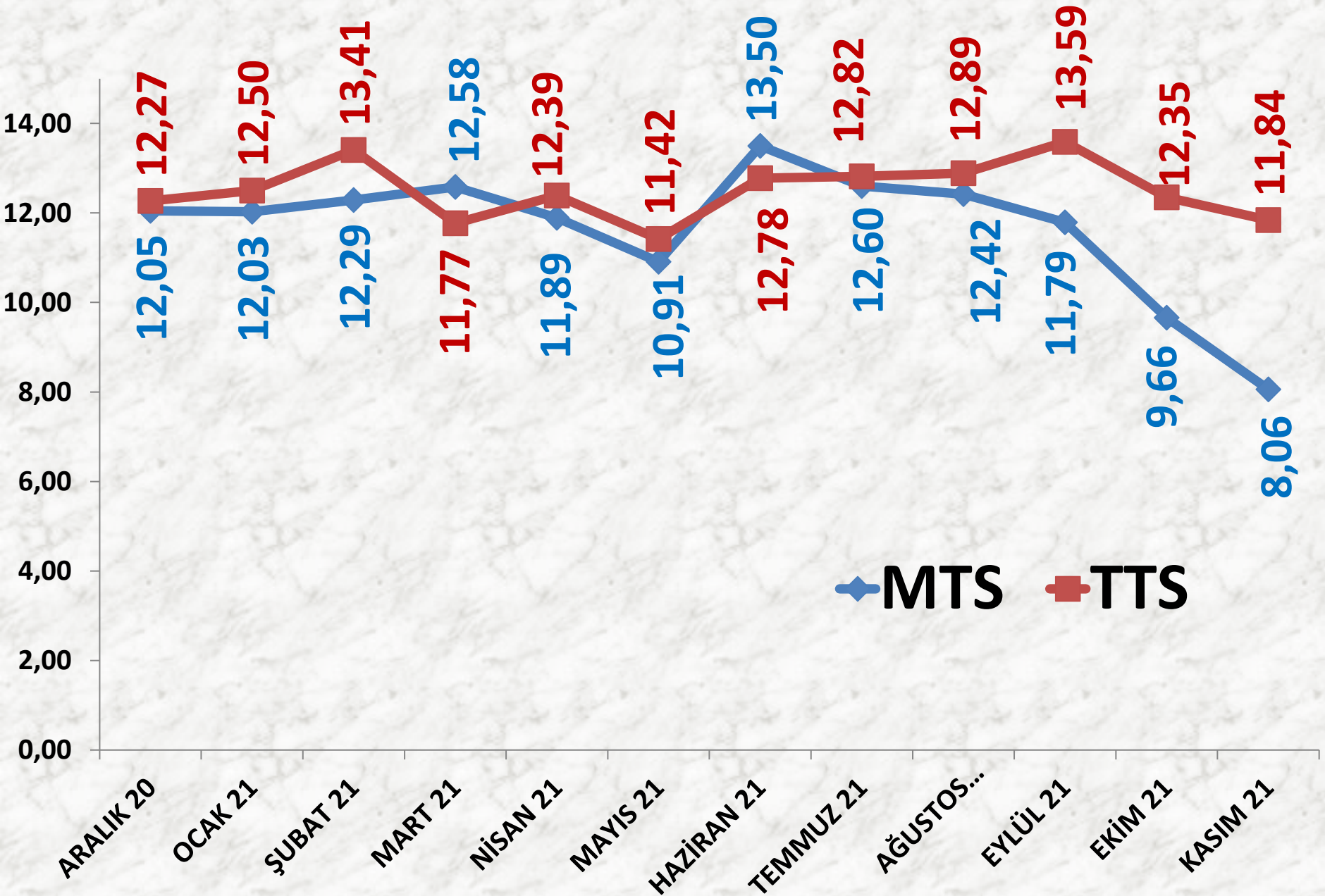
İŞLEM MİKTARI (TON)	2019 KASIM	2020 KASIM		2021 KASIM	
MTS	4118 TON	-2%	4054 TON	-45%	2217 TON
TTS	2570 TON	-40%	1540 TON	27%	1963 TON

EN AZ FİYAT	2019 KASIM	2020 KASIM		2021 KASIM	
MTS	6,02 TL	63%	9,81 TL	-59%	4,00 TL
TTS	6,20 TL	69%	10,50 TL	-37%	6,60 TL

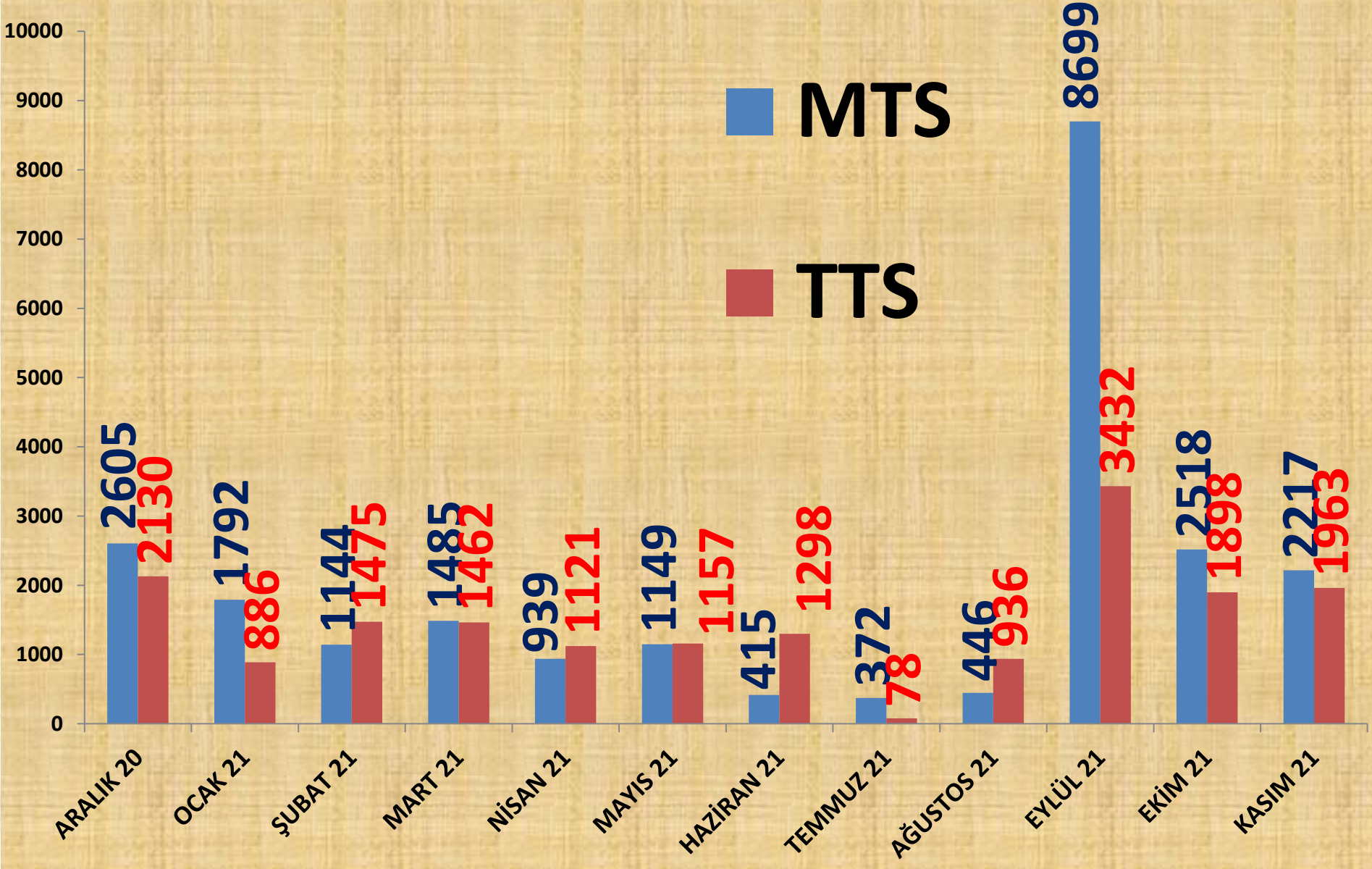
EN ÇOK FİYAT	2019 KASIM	2020 KASIM		2021 KASIM	
MTS	11,22 TL	29%	14,42 TL	1%	14,50 TL
TTS	14,28 TL	8%	15,37 TL	27%	19,50 TL

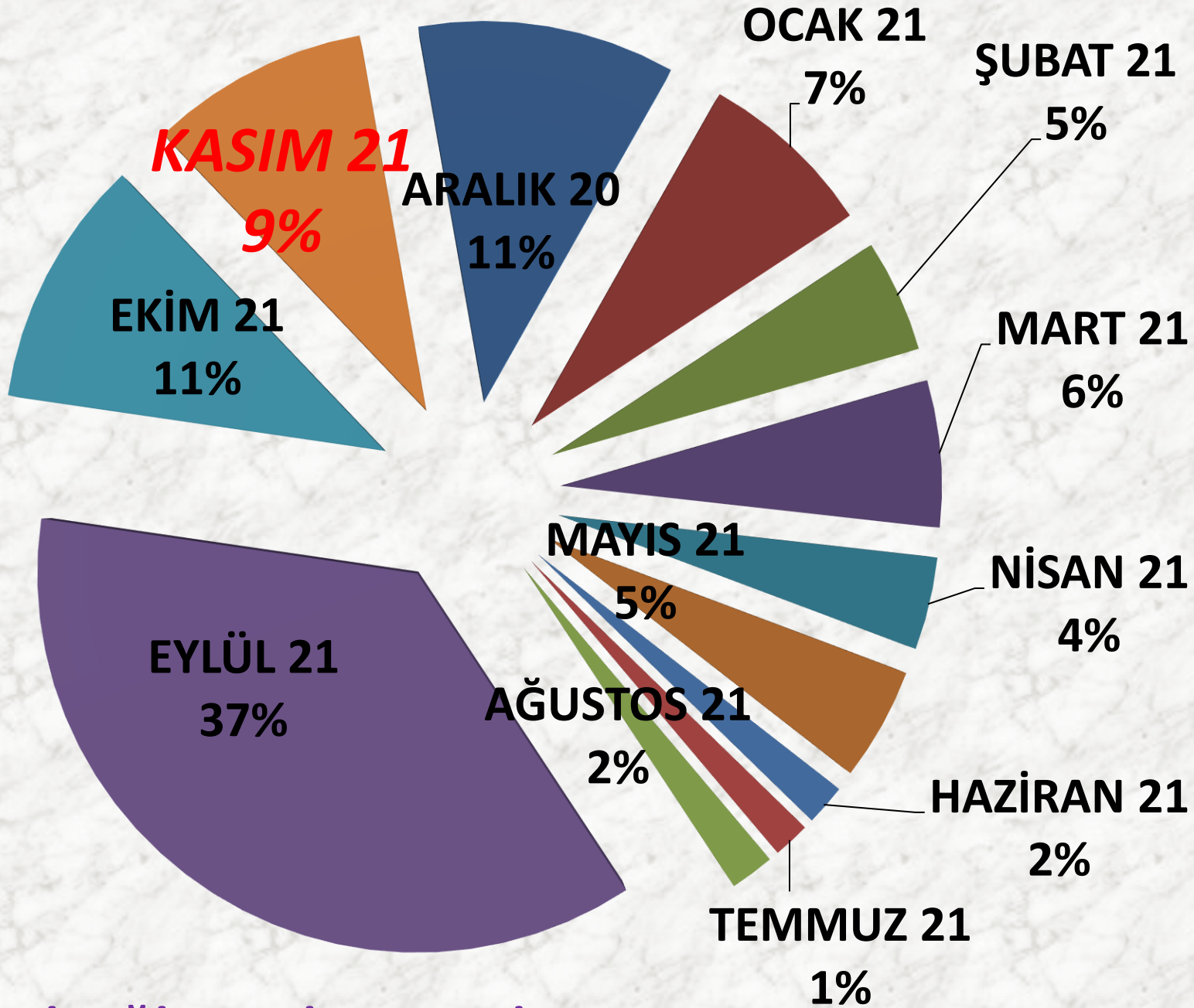
ORT. FİYAT	2019 KASIM	2020 KASIM		2021 KASIM	
MTS	9,73 TL	24%	12,08 TL	-33%	8,06 TL
TTS	8,42 TL	53%	12,90 TL	-8%	11,84 TL

AYLIK AYÇİÇEĞİ FİYAT TRENDİ (TL)



AYLIK AYÇİÇEĞİ İŞLEM MİKTARI (TON)

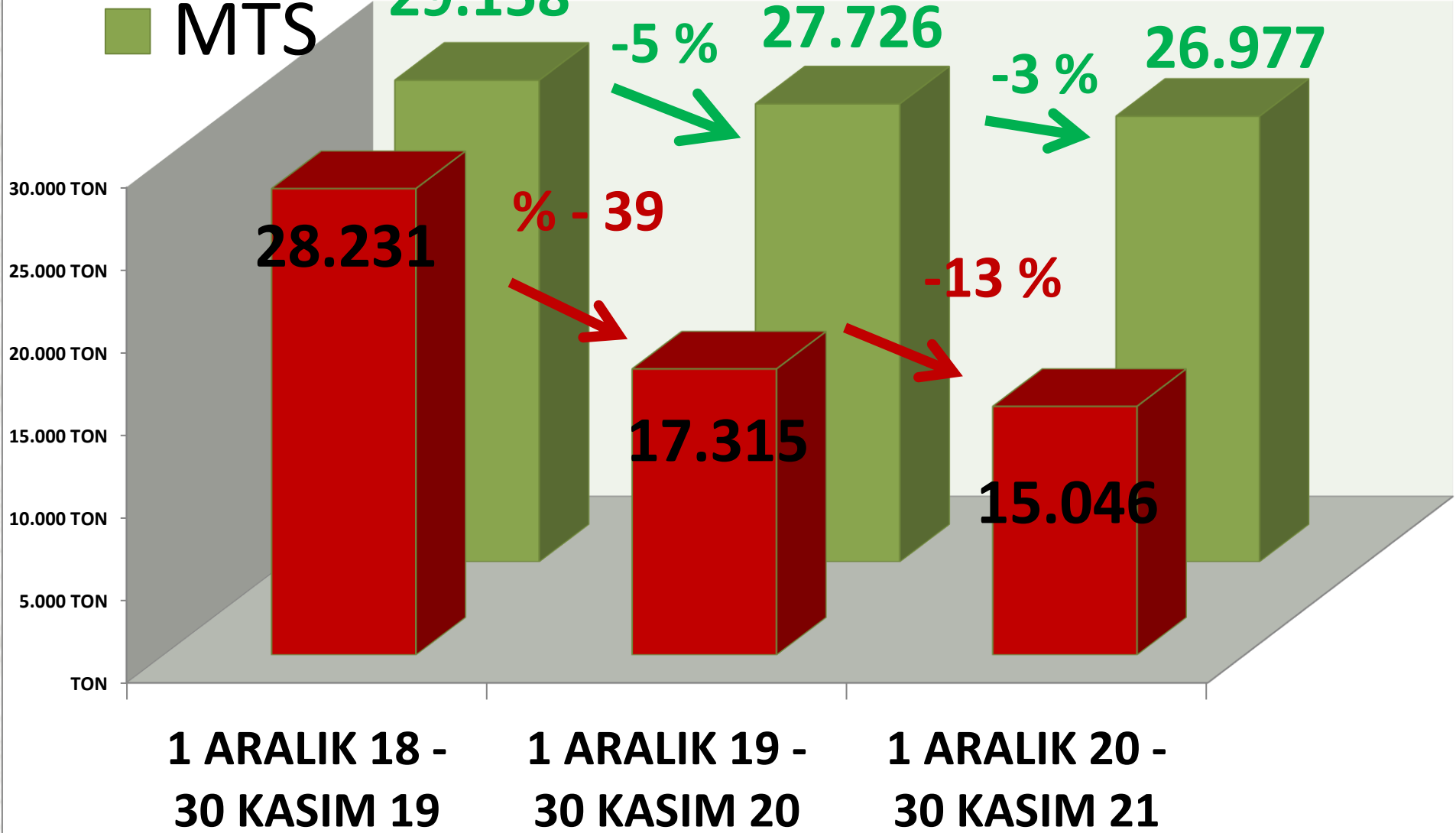




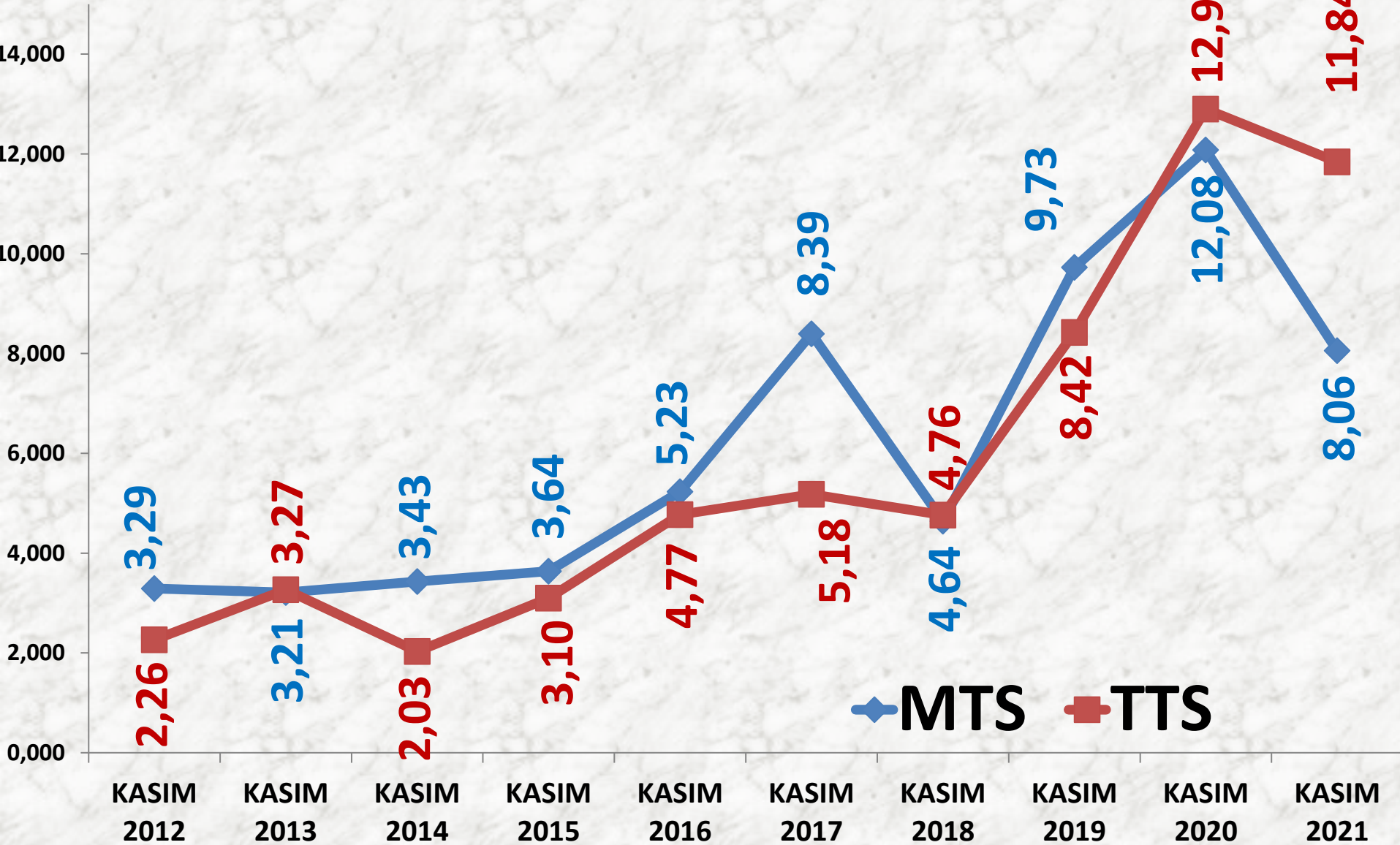
AYLIK AYÇİÇEĞİ MTS İŞLEM MİKTARI ORANLARI

TTS YILLIK TOPLAM AYÇIĞEĞİ İŞLEM MİKTARI (TON)

■ MTS



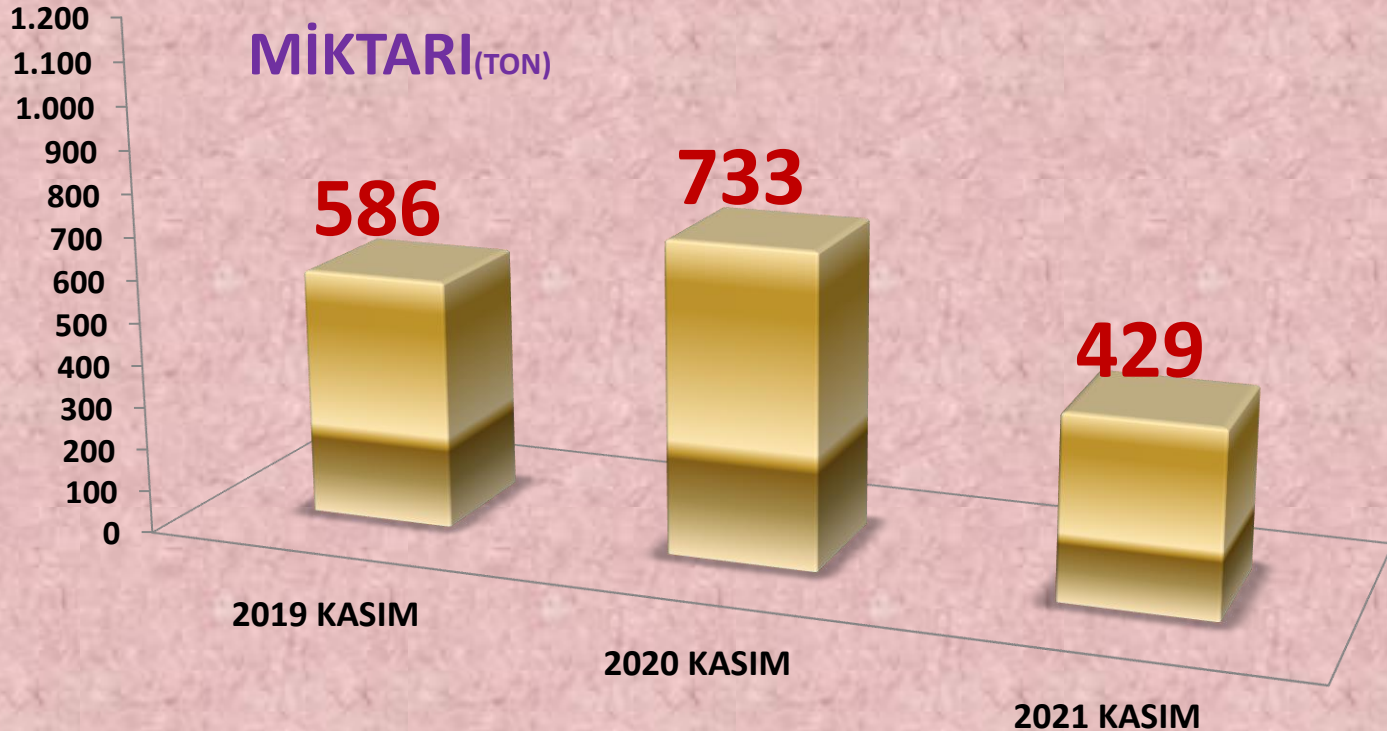
KASIM AYLARI AYÇİÇEĞİ FİYAT ORT. (TL)



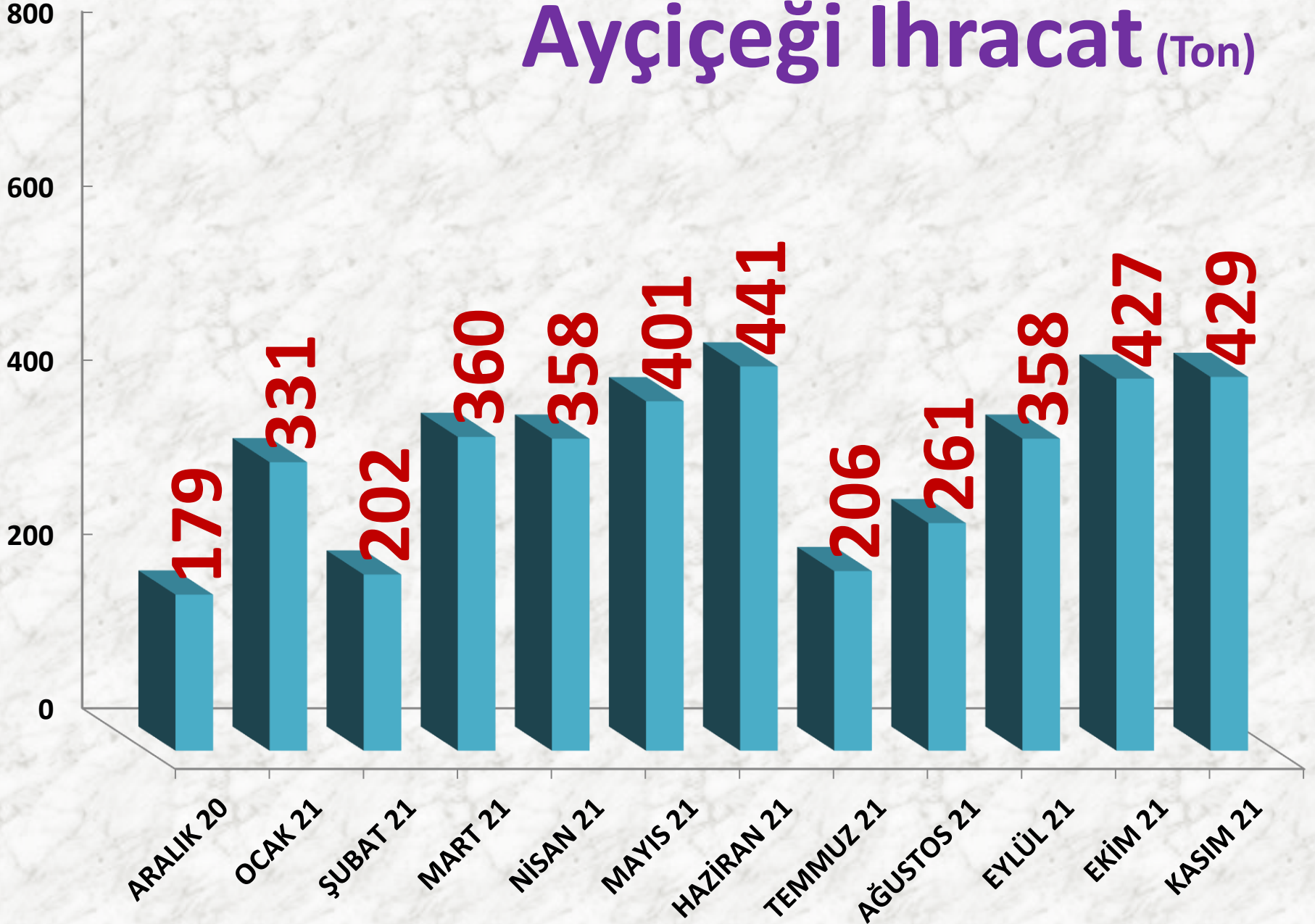
AYÇEKİRDEĞİ İHRACATI

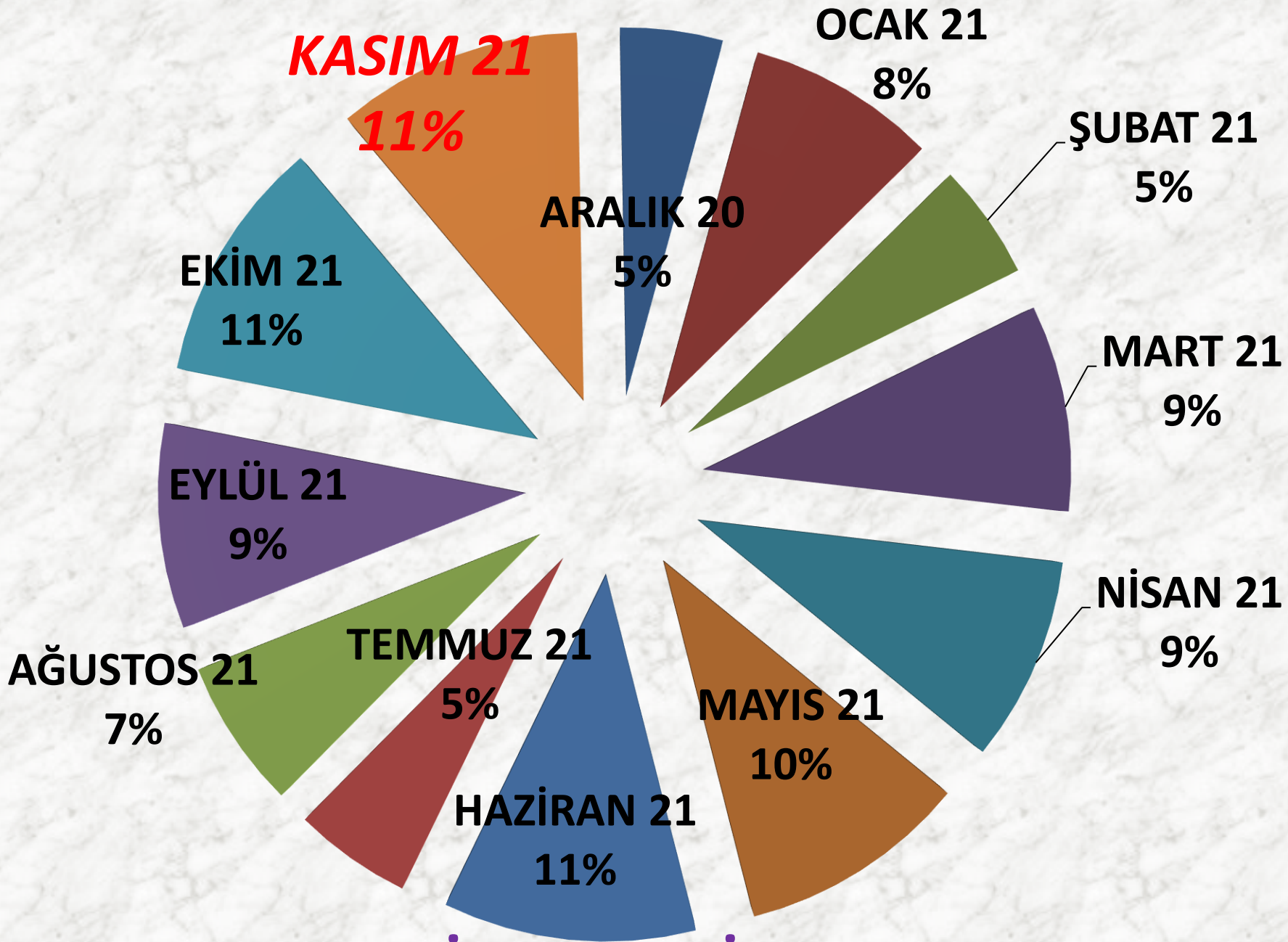
İŞLEM HACMİ TON	2019 KASIM	2020 KASIM	2021 KASIM
TTS	586 TON	25% 733 TON	-41% 429 TON

AYÇEKİRDEĞİ İHRACAT MİKTARI (TON)



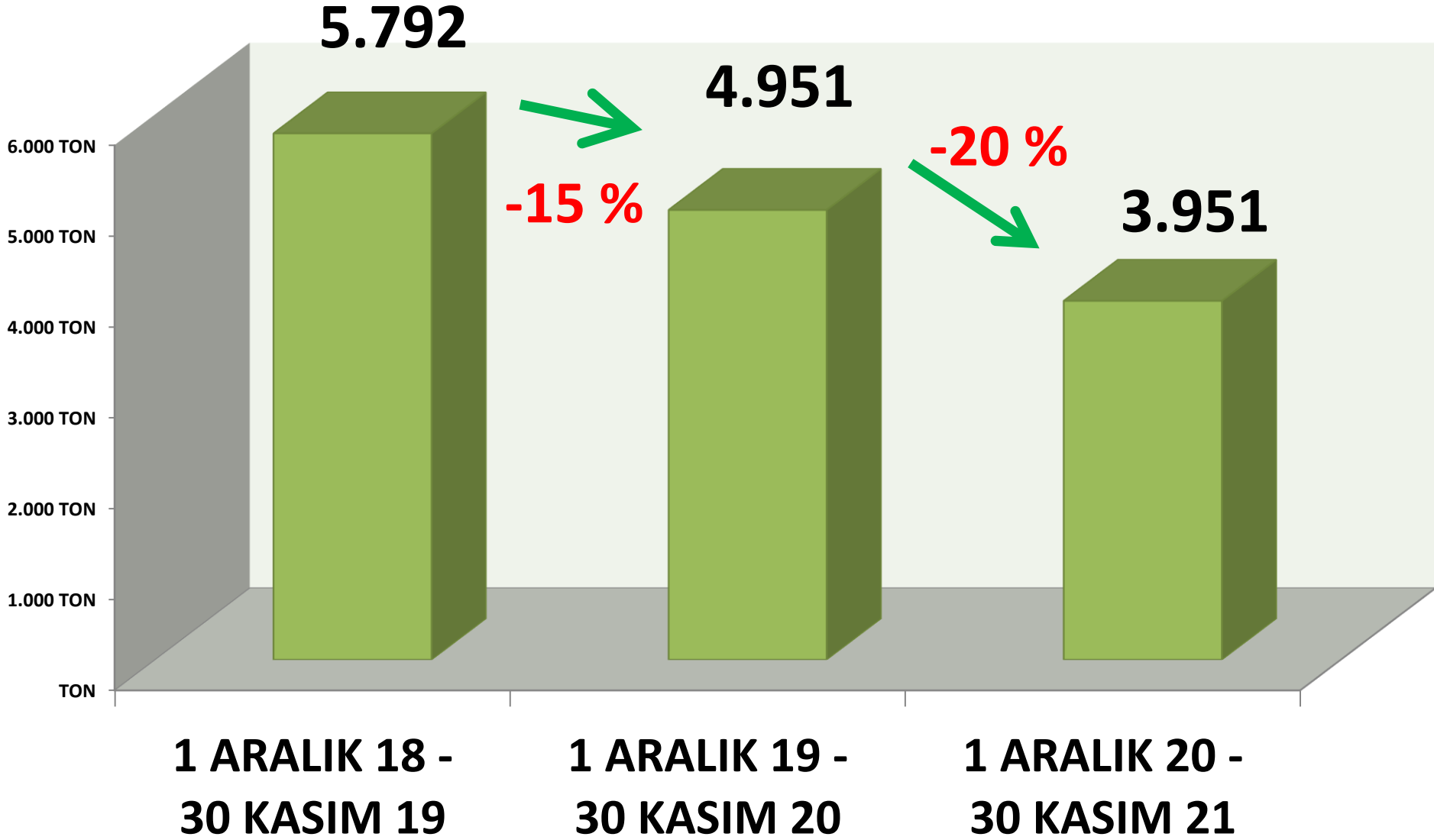
Ayçiçeği İhracat (Ton)





Aylık Ayçiçeği İhracat Miktarı Oranları

YILLIK TOPLAM AYÇIĞEĞİ İHRACAT MİKTARI (TON)



SÜT

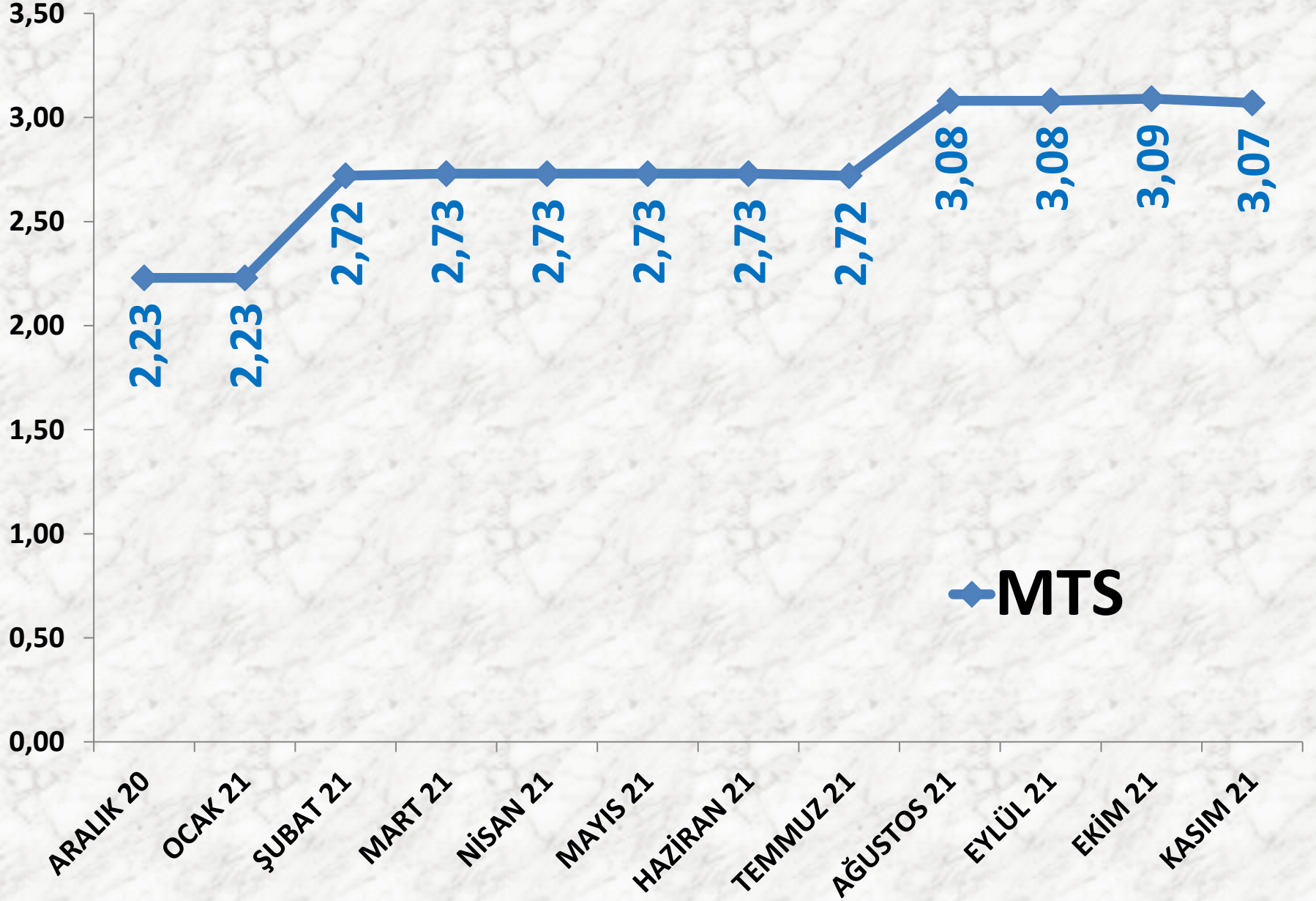
İŞLEM MİKTARI (M ³)	2019 KASIM		2020 KASIM		2021 KASIM	
	MTS	27.371 M ³	5%	28.635 M ³	3%	29.482 M ³

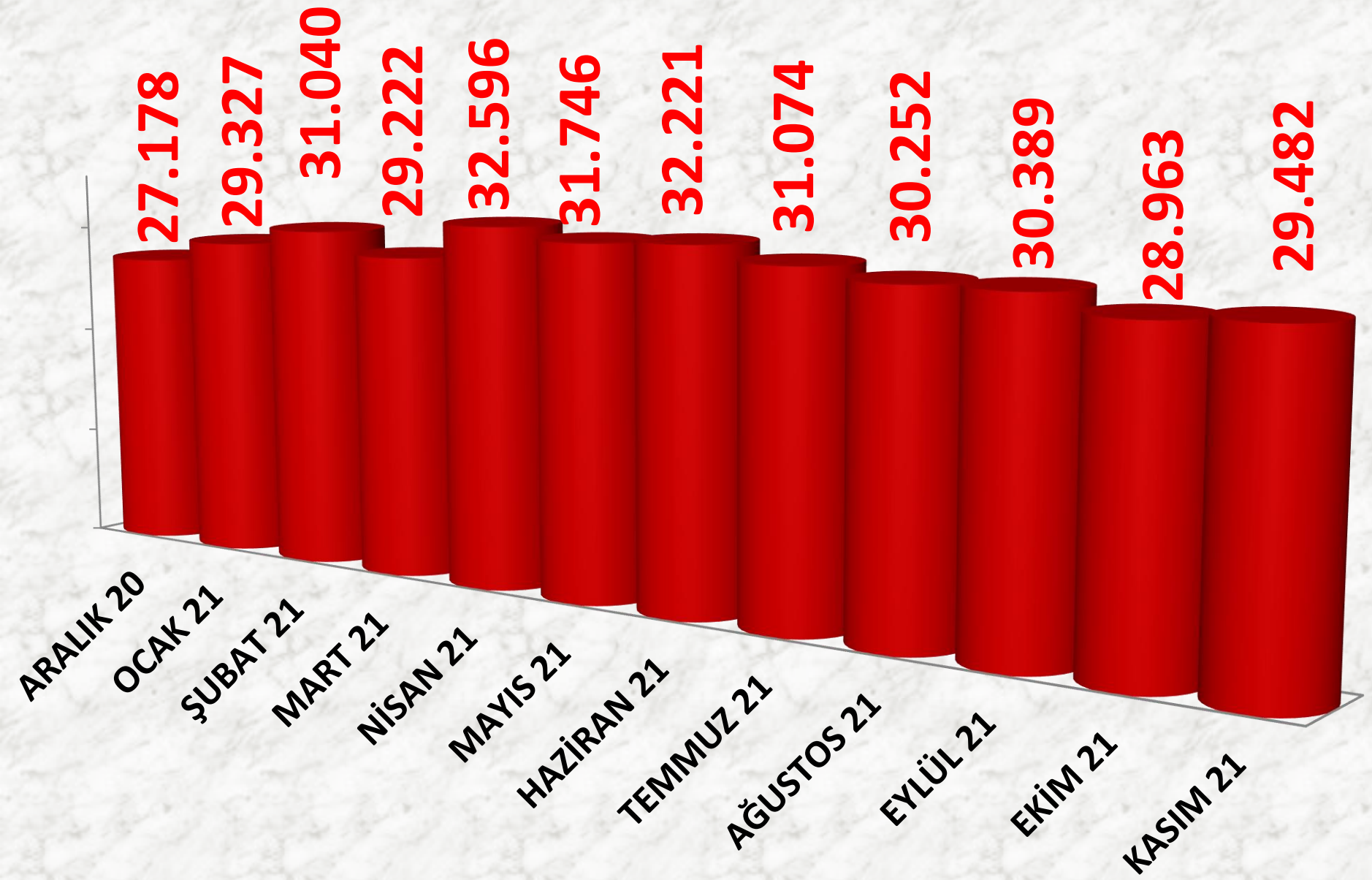
EN AZ FİYAT	2019 KASIM		2020 KASIM		2021 KASIM	
	MTS	1,60 TL	5%	1,68 TL	67%	2,80 TL

EN ÇOK FİYAT	2019 KASIM		2020 KASIM		2021 KASIM	
	MTS	2,06 TL	23%	2,54 TL	41%	3,58 TL

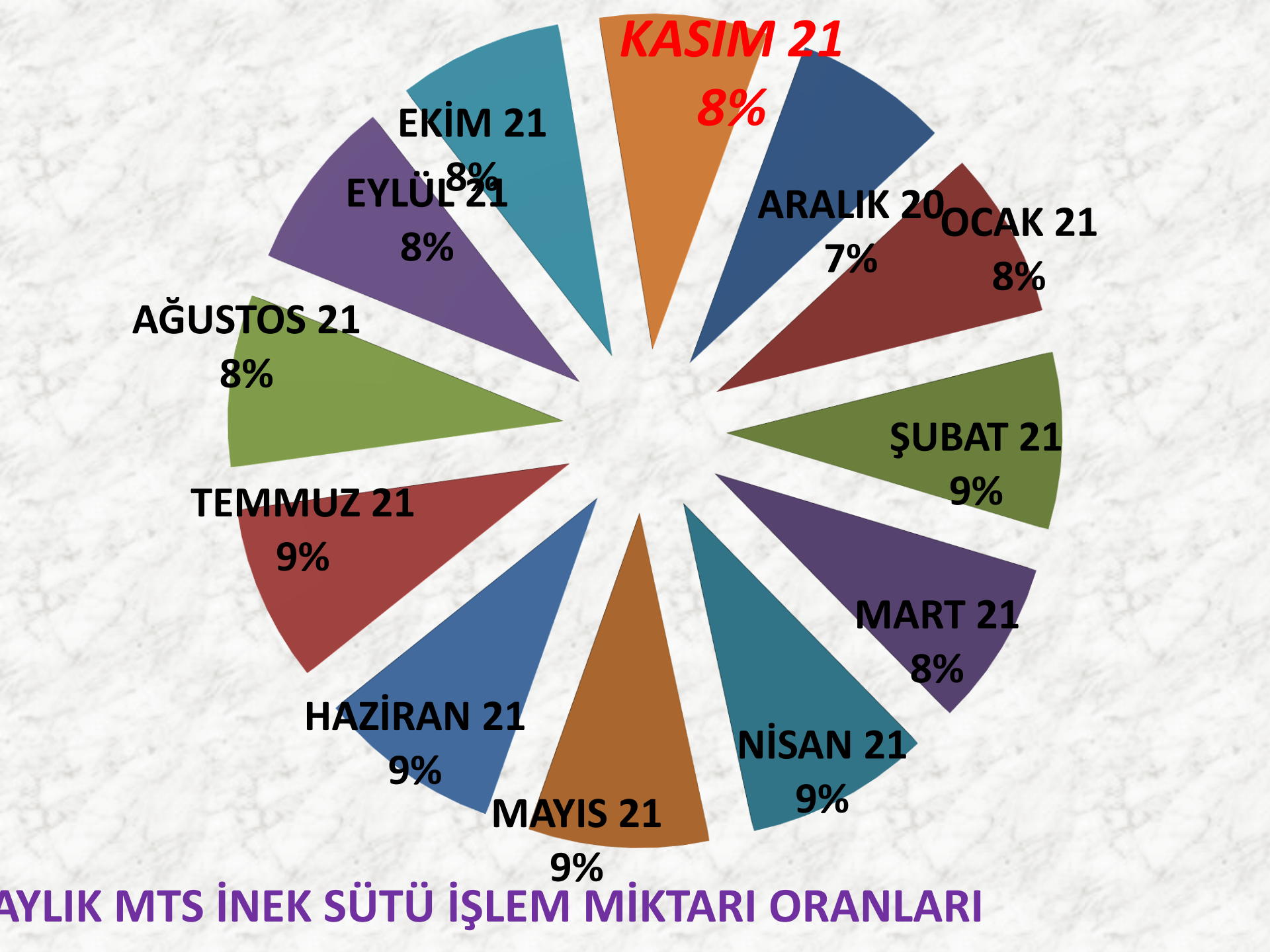
ORTALAMA FİYAT	2019 KASIM		2020 KASIM		2021 KASIM	
	MTS	1,92 TL	16%	2,23 TL	38%	3,07 TL

AYLIK İNEK SÜTÜ FİYAT TRENDİ (TL)



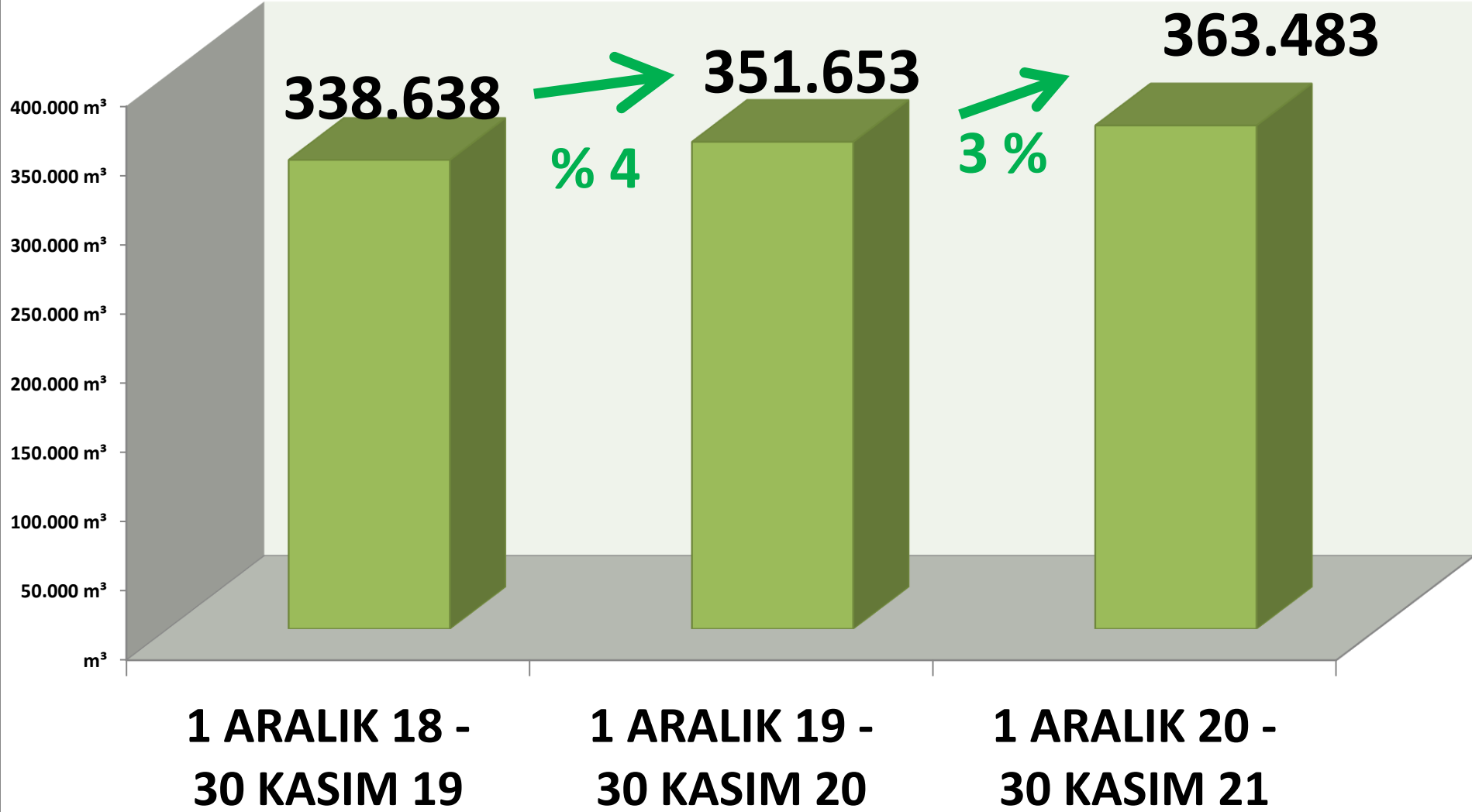


AYLIK SÜT İŞLEM MİKTARI (M³)



YILLIK TOPLAM İNEK SÜTÜ İŞLEM MİKTARI (M³)

■ MTS



BEYAZ HAŞHAŞ

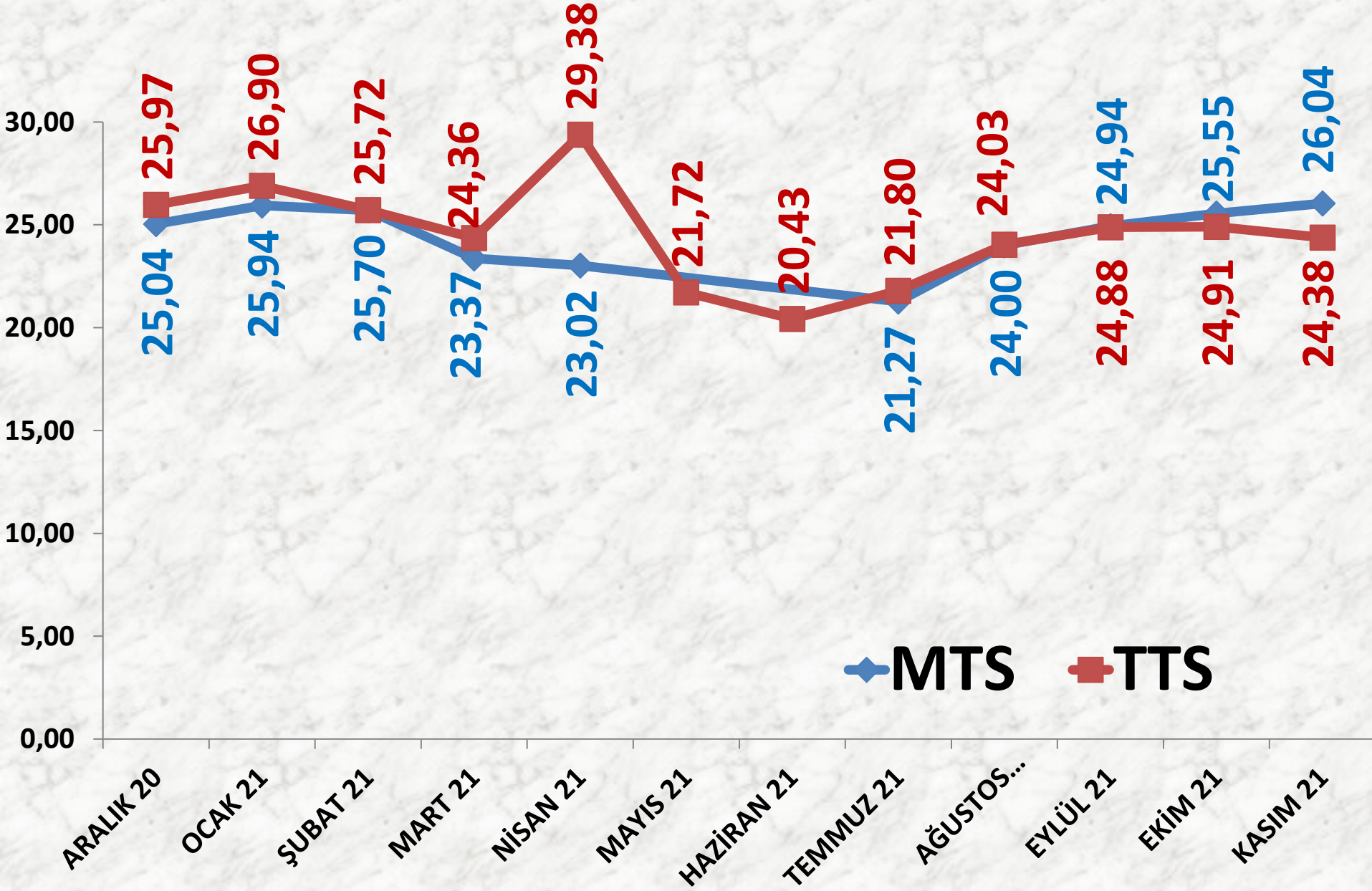
İŞLEM MİKTARI (TON)	2019 KASIM	2020 KASIM		2021 KASIM	
MTS	94 TON	365%	439 TON	-80%	87 TON
TTS	397 TON	5%	419 TON	-7%	388 TON

EN AZ FİYAT	2019 KASIM	2020 KASIM		2021 KASIM	
MTS	17,01 TL	47%	25,00 TL	-8%	23,00 TL
TTS	18,00 TL	43%	25,75 TL	-10%	23,15 TL

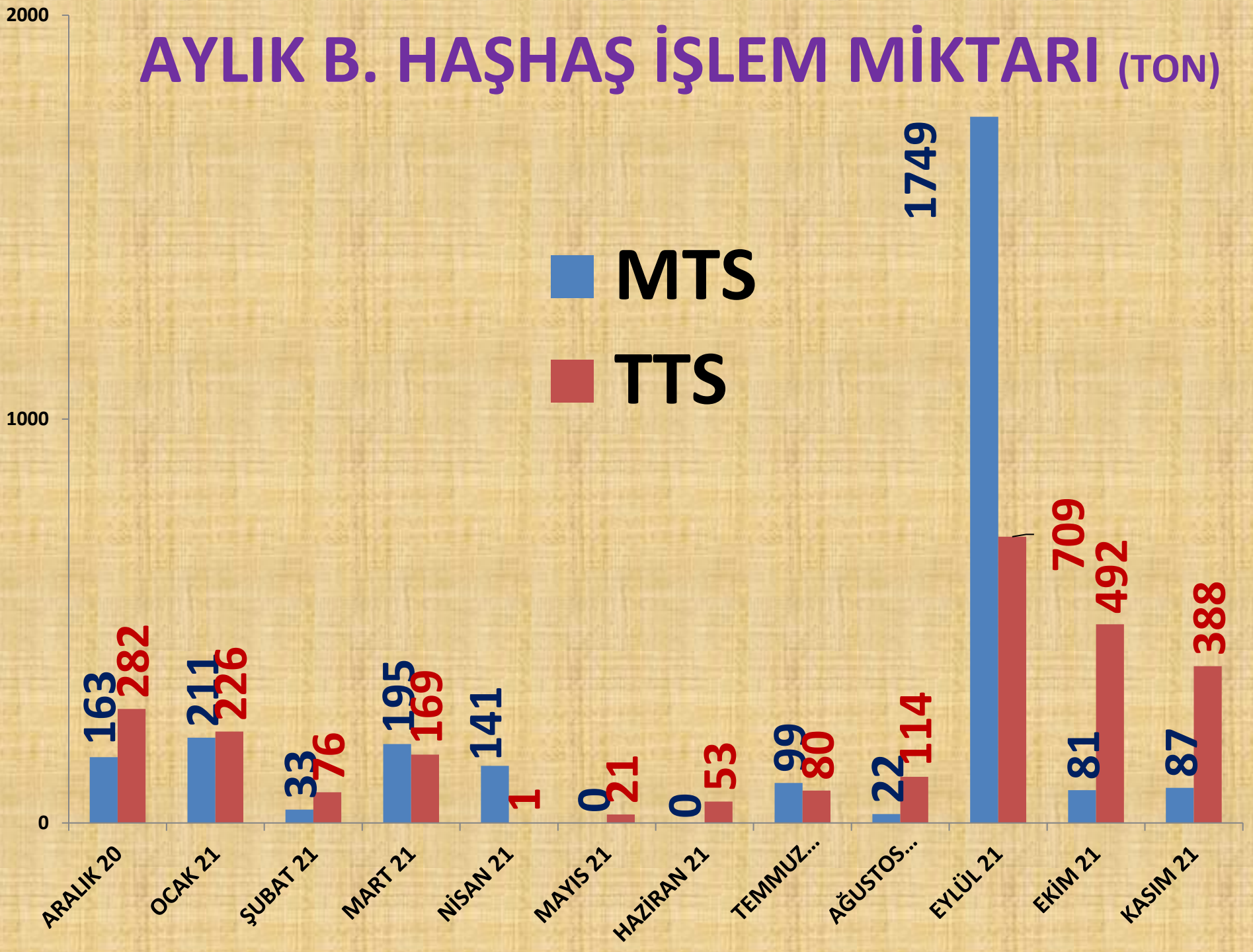
EN ÇOK FİYAT	2019 KASIM	2020 KASIM		2021 KASIM	
MTS	20,50 TL	39%	28,50 TL	-6%	26,81 TL
TTS	25,00 TL	32%	33,00 TL	-9%	30,00 TL

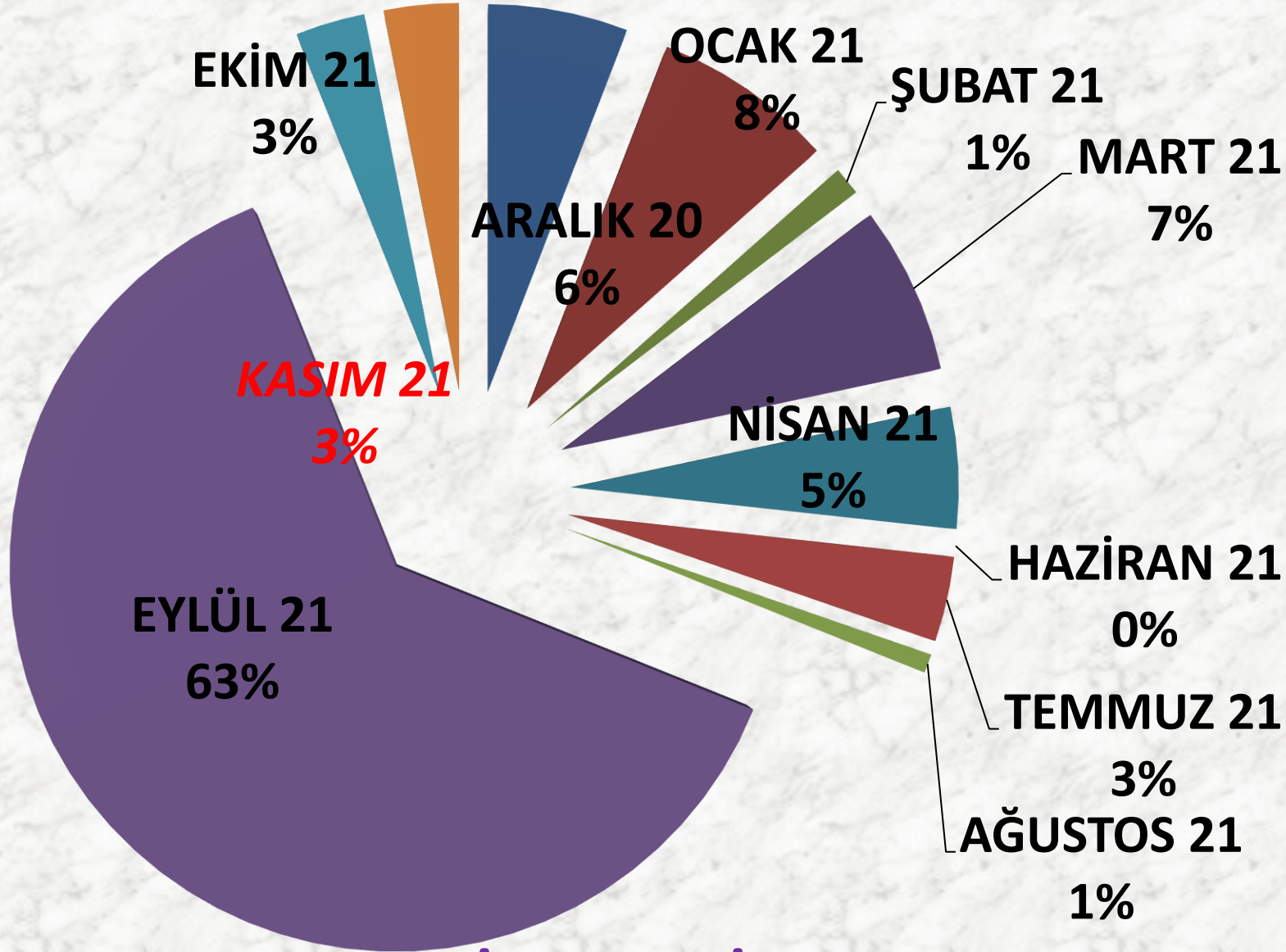
ORT. FİYAT	2019 KASIM	2020 KASIM		2021 KASIM	
MTS	17,44 TL	58%	27,52 TL	-5%	26,04 TL
TTS	18,61 TL	51%	28,18 TL	-13%	24,38 TL

AYLIK B. HAŞHAŞ FİYAT TRENDİ (TL)



AYLIK B. HAŞHAŞ İŞLEM MİKTARI (TON)

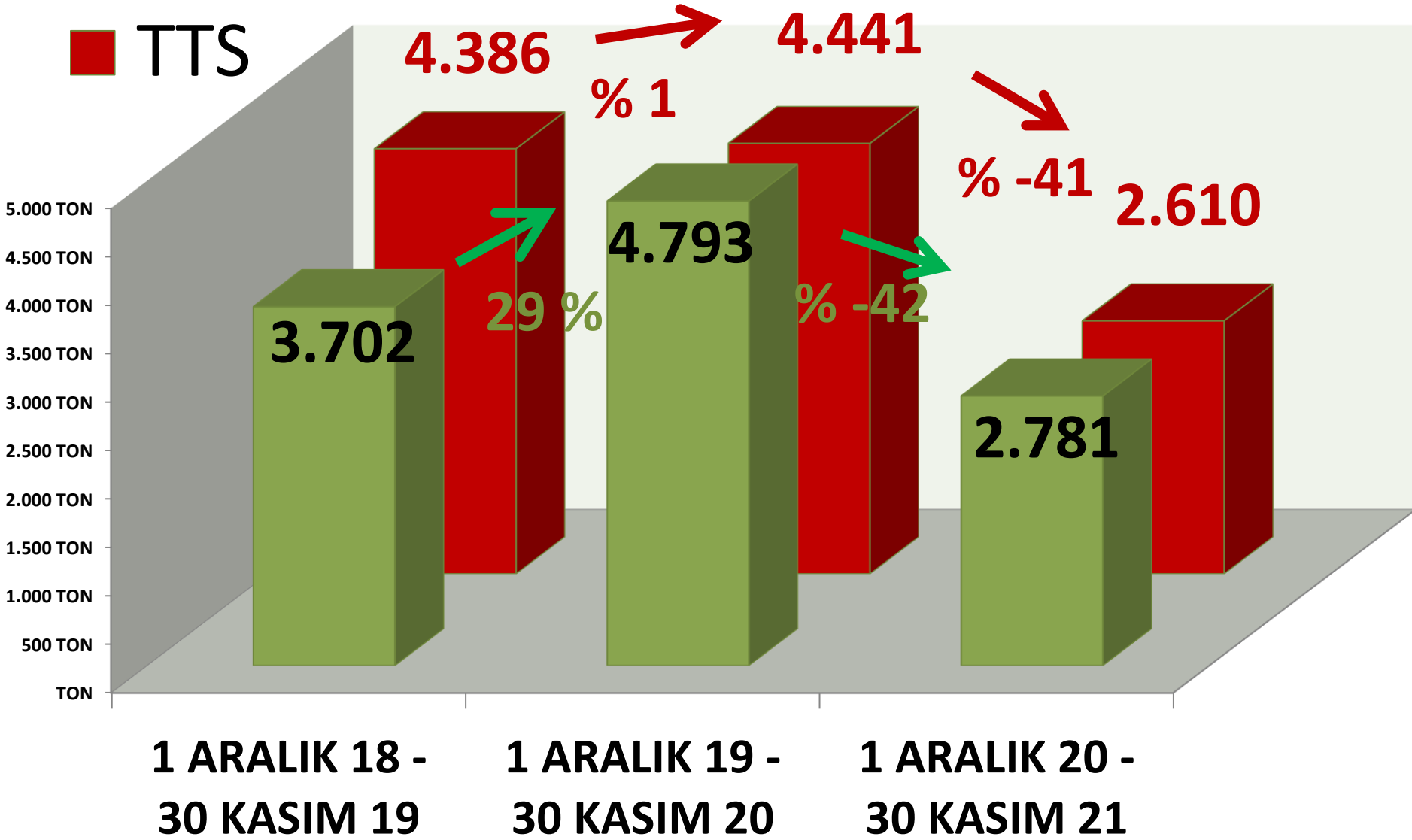




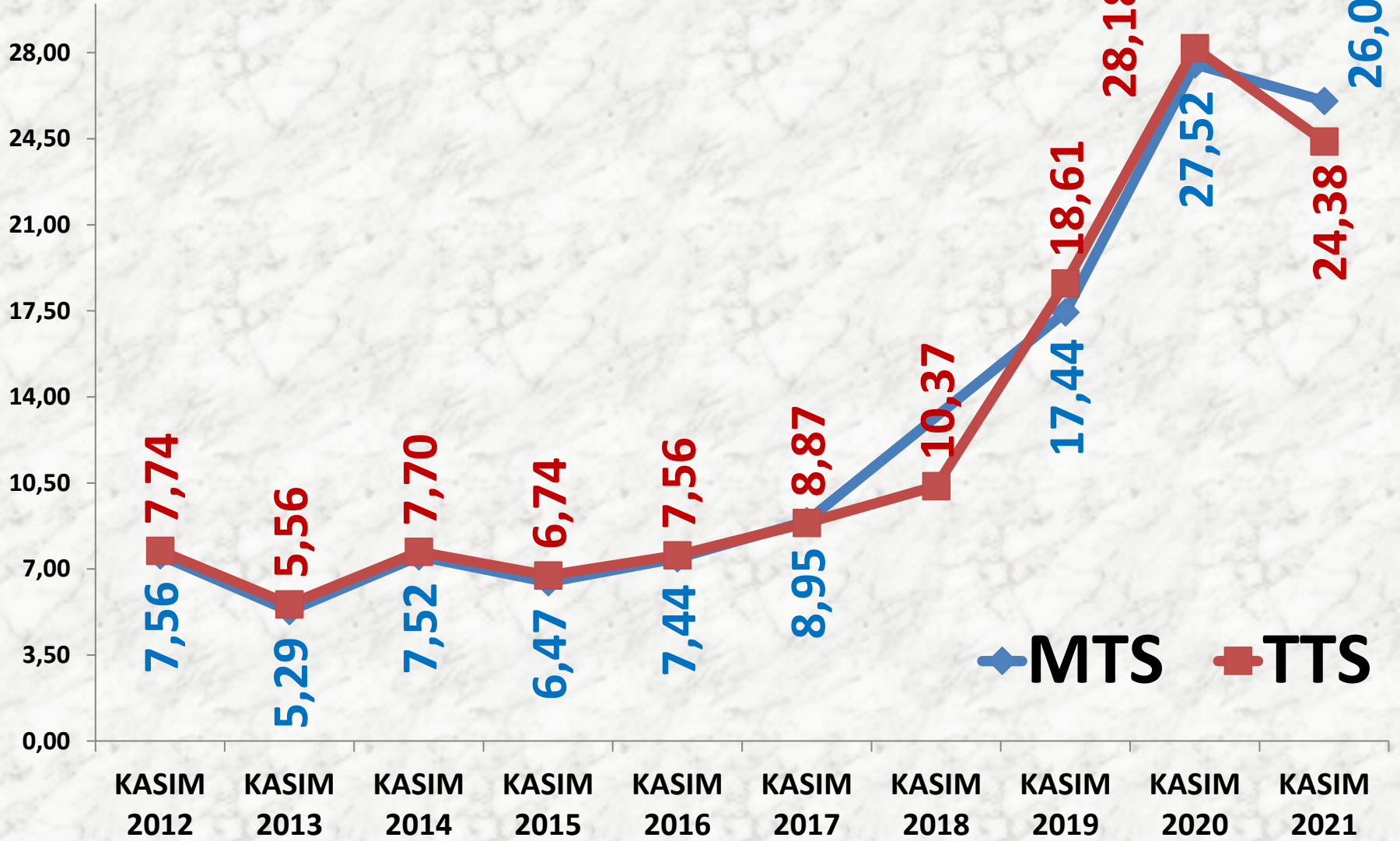
B. HAŞHAŞ MTS İŞLEM MİKTARI ORANLARI

MTS YILLIK TOPLAM B. HAŞHAŞ İŞLEM MİKTARI (TON)

■ TTS



KASIM AYLARI B. HAŞHAŞ FİYAT TRENDİ (TL)



MAVİ HAŞHAŞ

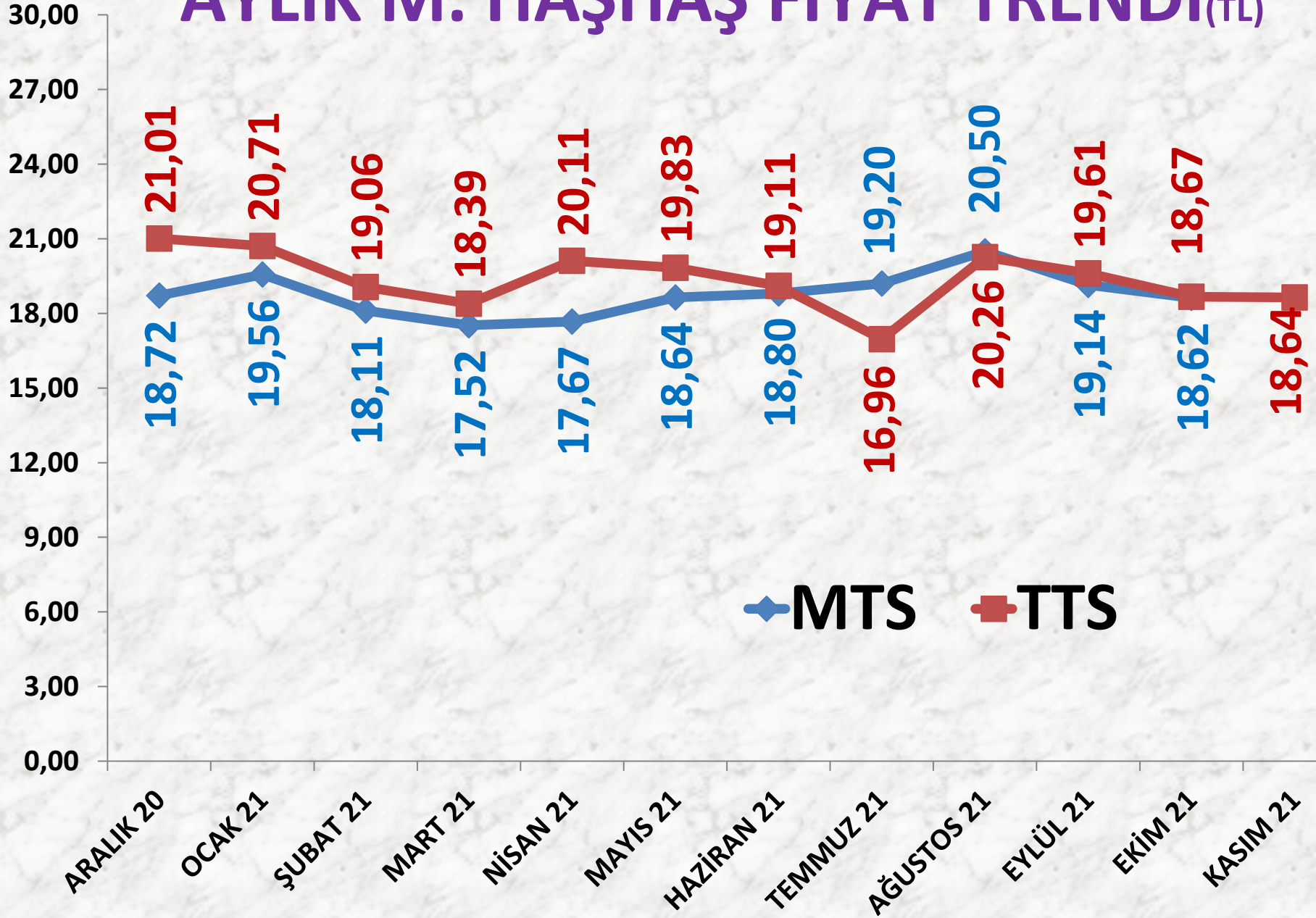
İŞLEM MİKTARI (TON)	2019 KASIM	2020 KASIM		2021 KASIM	
MTS	114 TON	114%	243 TON	-100%	TON
TTS	272 TON	-13%	236 TON	-63%	87 TON

EN AZ FİYAT	2019 KASIM	2020 KASIM		2021 KASIM	
MTS	15,50 TL	27%	19,73 TL	-	-
TTS	17,25 TL	10%	18,89 TL	-18%	15,50 TL

EN ÇOK FİYAT	2019 KASIM	2020 KASIM		2021 KASIM	
MTS	22,50 TL	-8%	20,64 TL	-	-
TTS	30,00 TL	-7%	28,00 TL	-14%	24,00 TL

ORT. FİYAT	2019 KASIM	2020 KASIM		2021 KASIM	
MTS	17,19 TL	18%	20,21 TL	-	-
TTS	18,13 TL	14%	20,72 TL	-10%	18,64 TL

AYLIK M. HAŞHAŞ FİYAT TRENDİ (TL)

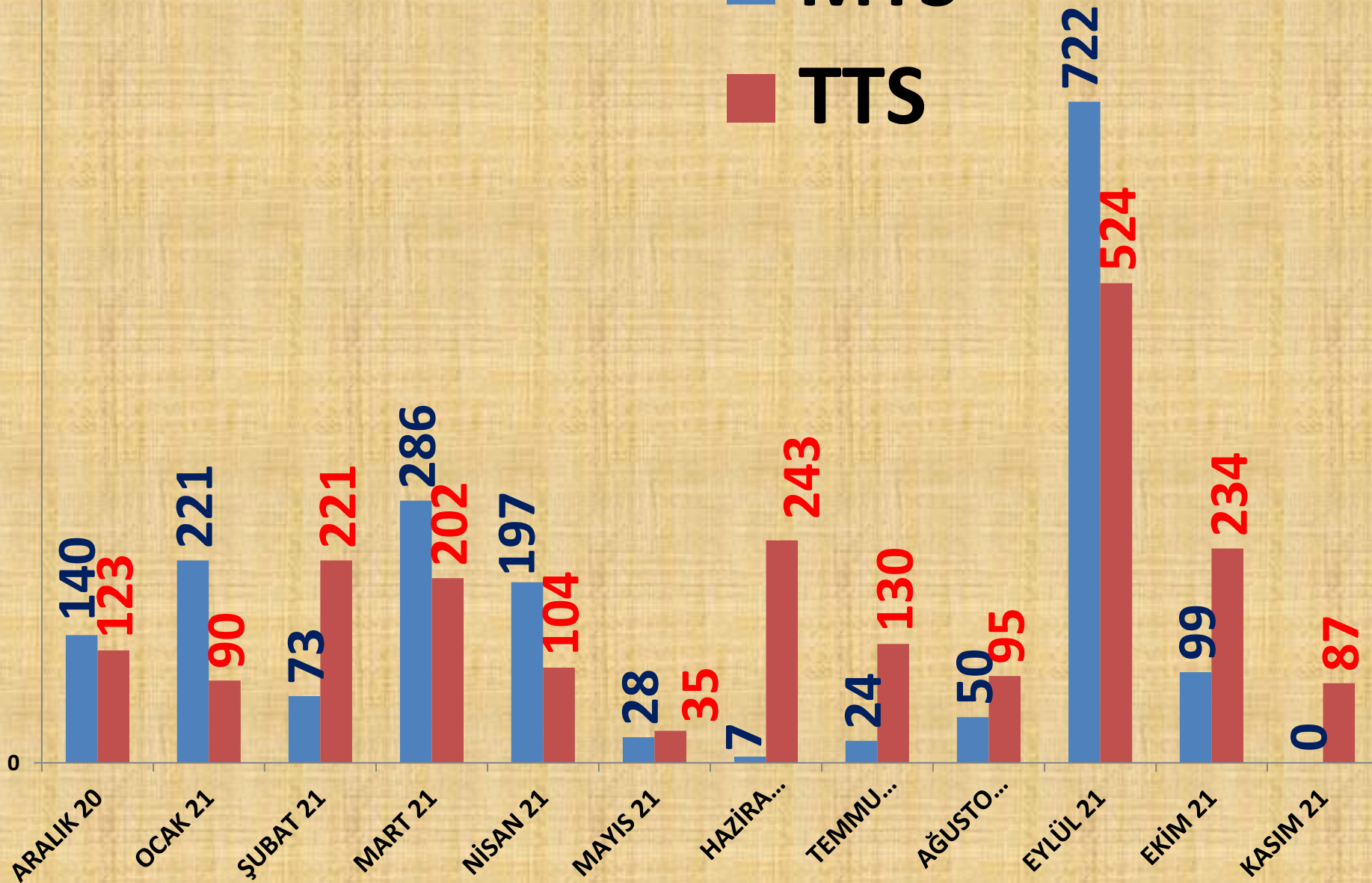


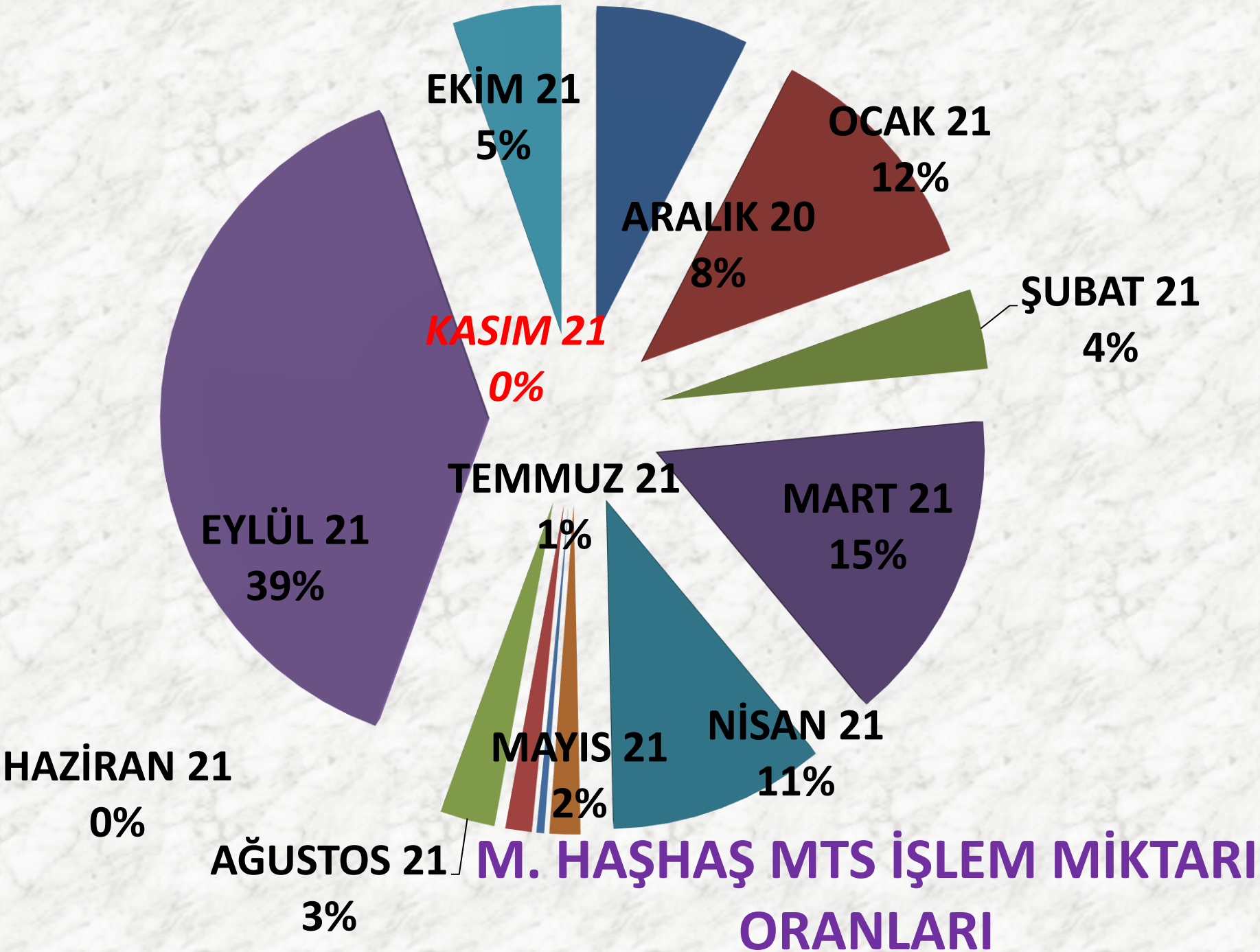
1000

AYLIK M. HAŞHAŞ İŞLEM MİKTARI (TON)

■ MTS

■ TTS

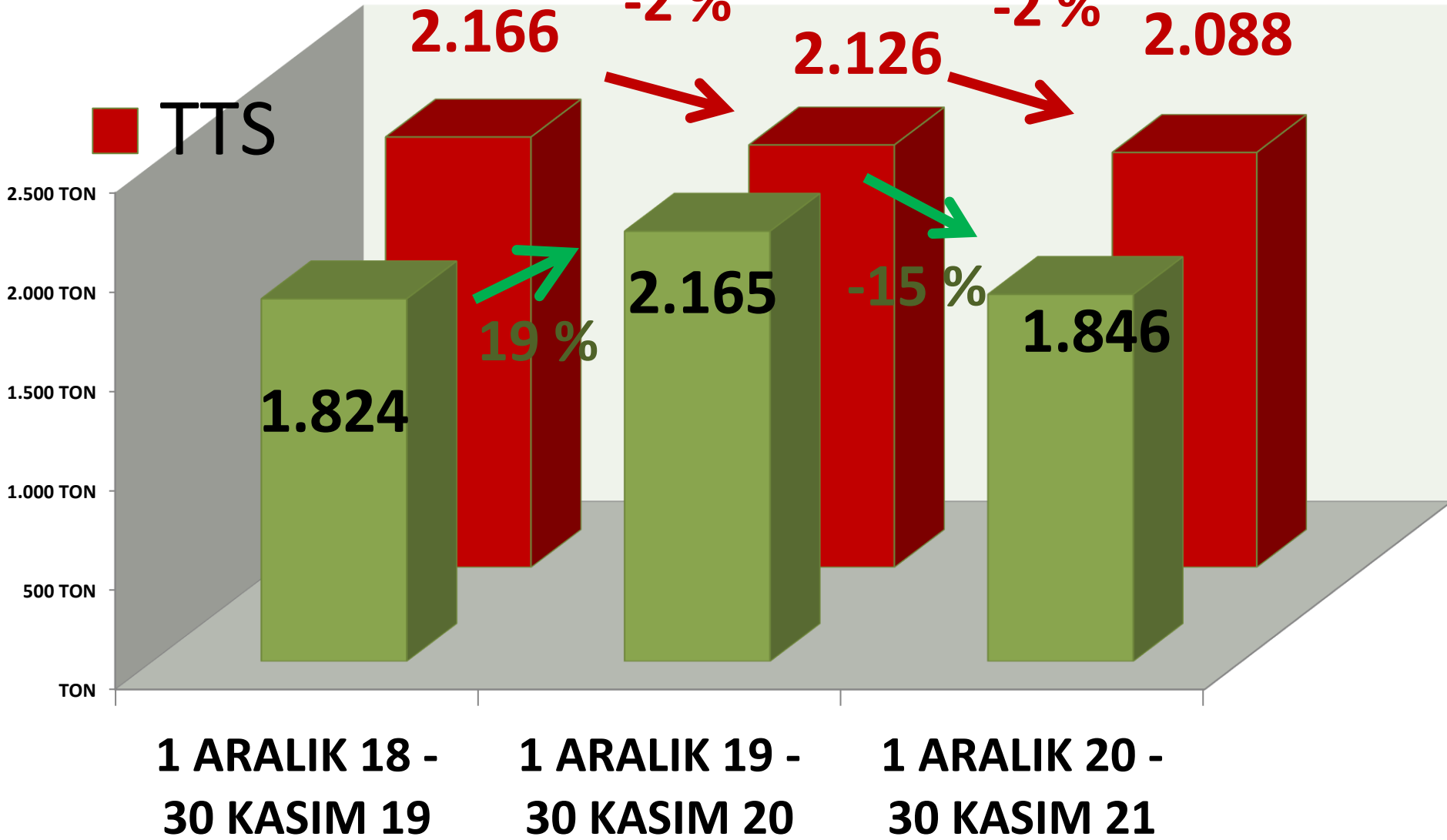




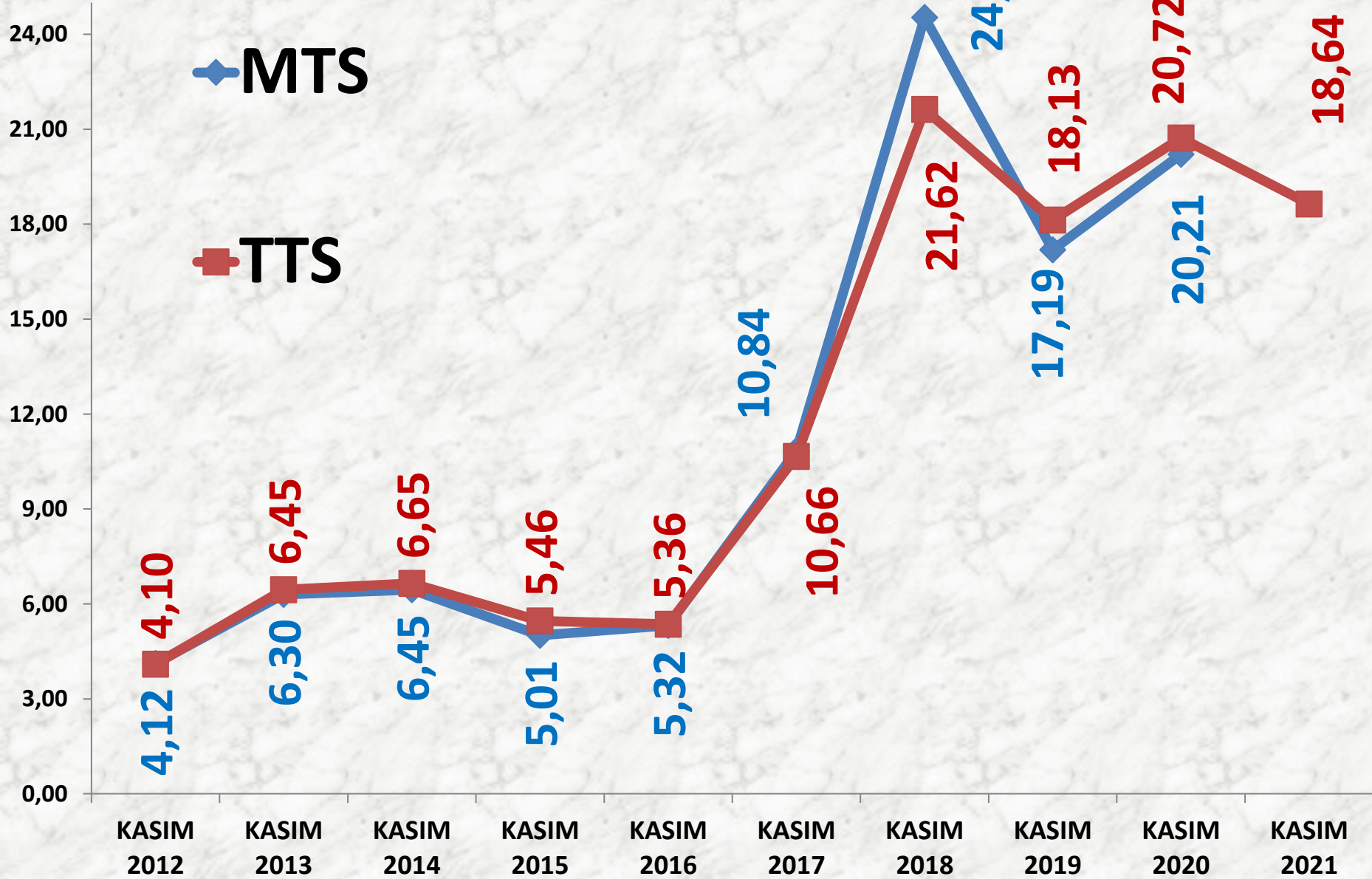
YILLIK TOPLAM M. HAŞHAŞ İŞLEM MİKTARI (TON)

■ MTS

■ TTS



KASIM AYLARI M. HAŞHAŞ FİYAT TRENDİ (TL)



KÜTLÜ PAMUK

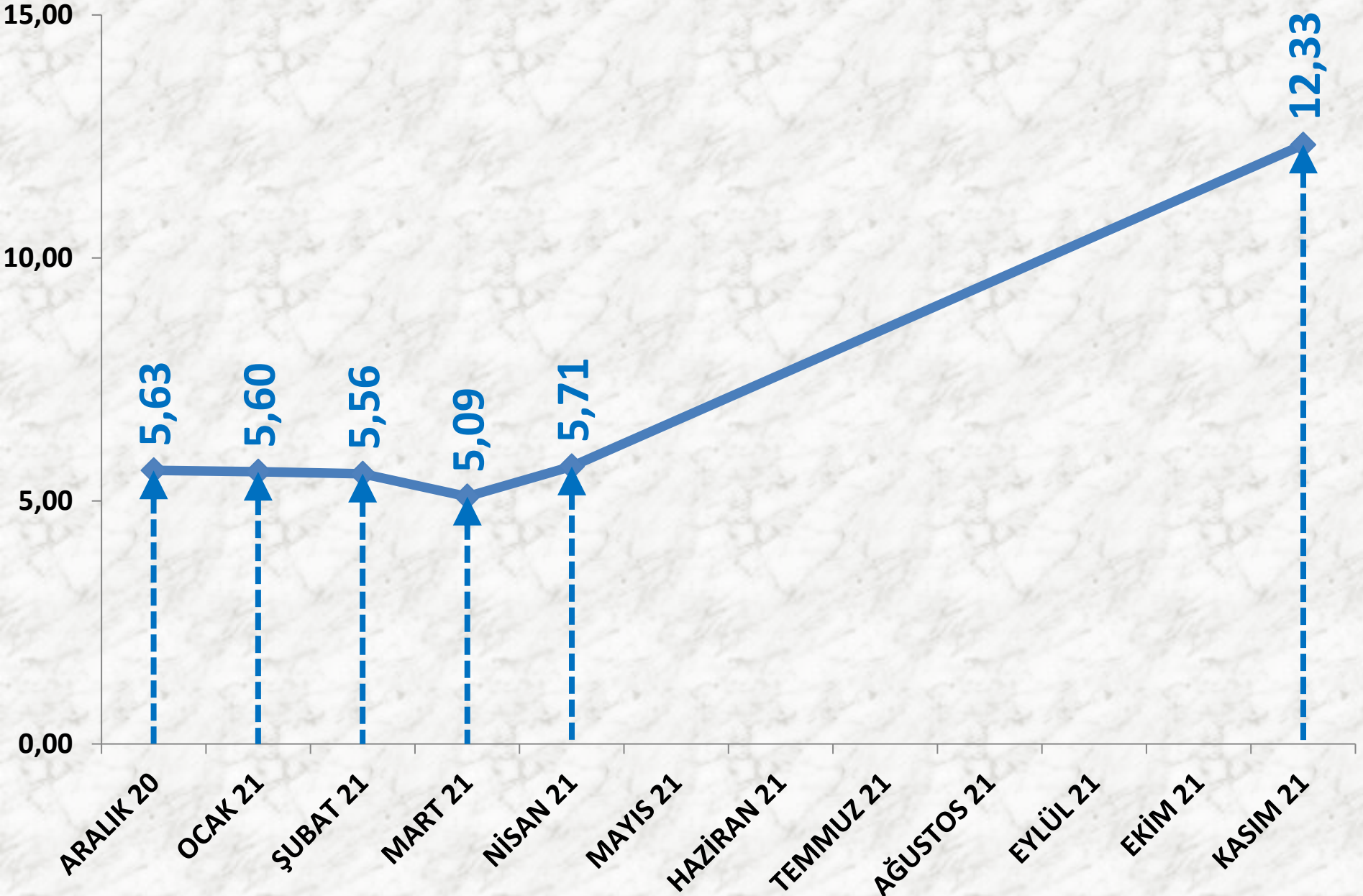
İŞLEM MİKTARI (TON)	2019 KASIM	2020 KASIM		2021 KASIM	
MTS	7200 TON	-4%	6935 TON	9%	7578 TON

EN AZ FİYAT	2019 KASIM	2020 KASIM		2021 KASIM	
MTS	3,28 TL	-9%	3,00 TL	236%	10,07 TL

EN ÇOK FİYAT	2019 KASIM	2020 KASIM		2021 KASIM	
MTS	4,00 TL	50%	6,00 TL	150%	15,00 TL

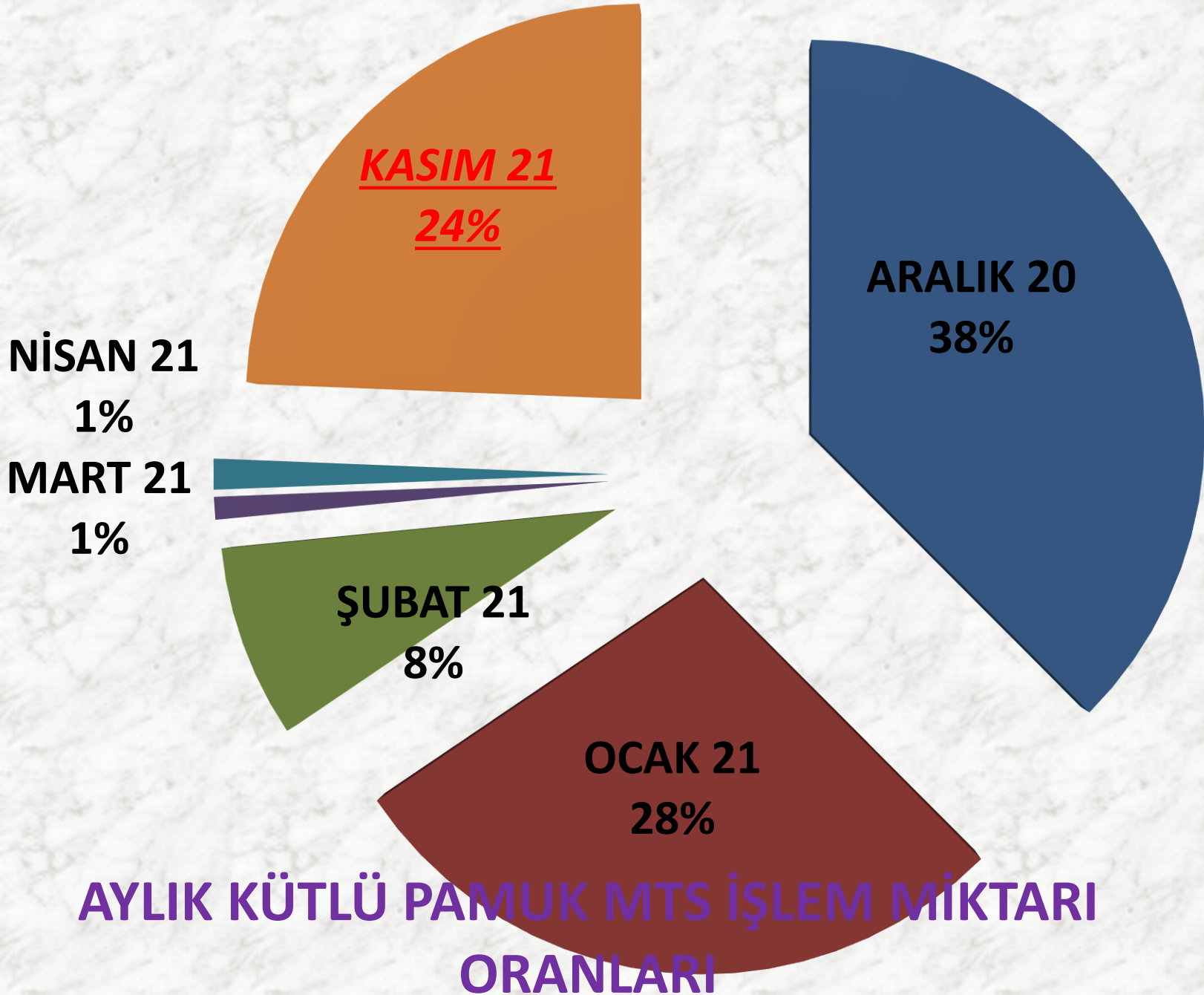
ORTALAMA FİYAT	2019 KASIM	2020 KASIM		2021 KASIM	
MTS	3,63 TL	56%	5,69 TL	117%	12,33 TL

AYLIK KÜTLÜ PAMUK FİYAT TRENDİ (TL)



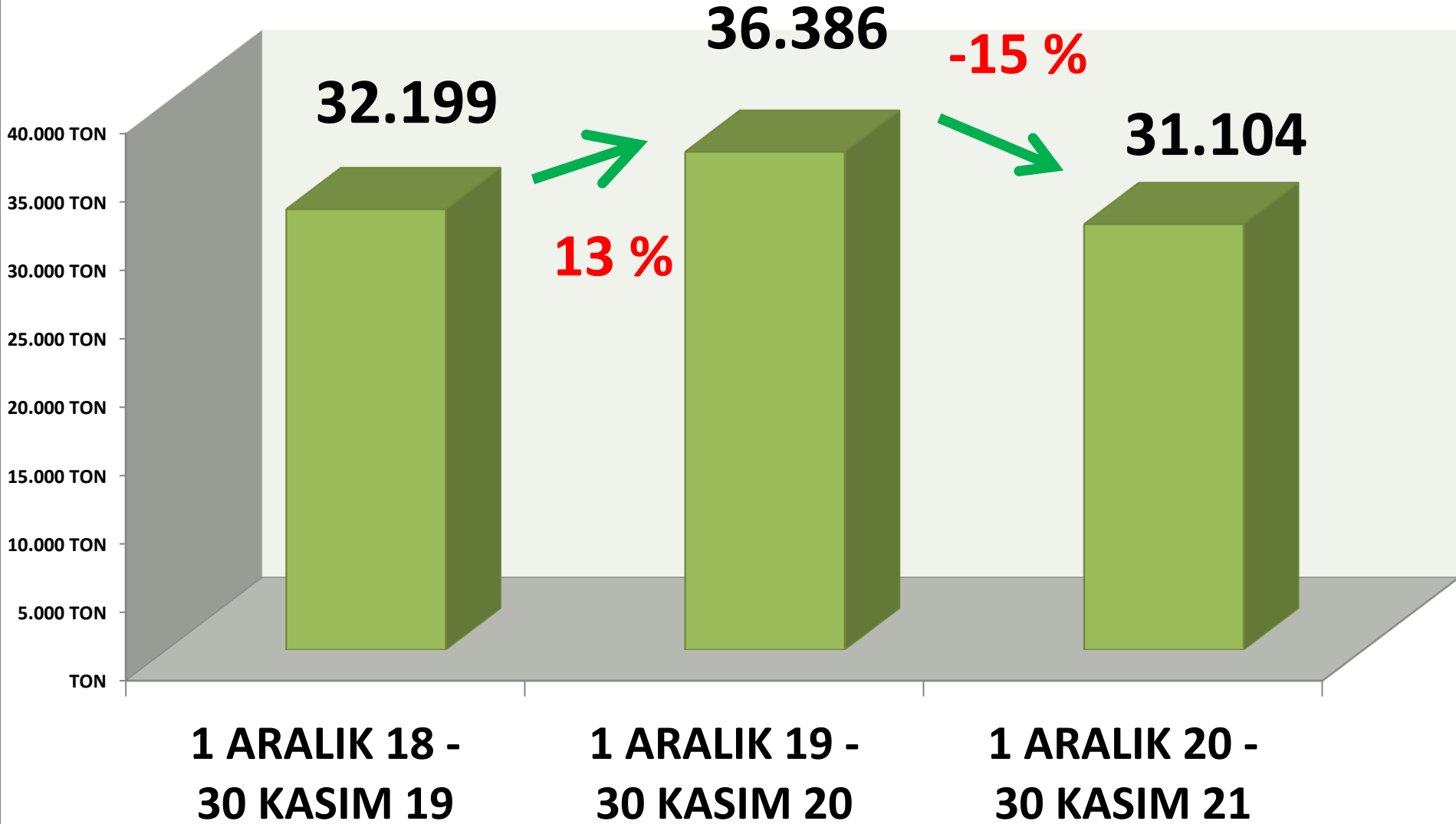
AYLIK KÜTLÜ PAMUK İŞLEM MİKTARI (TON)



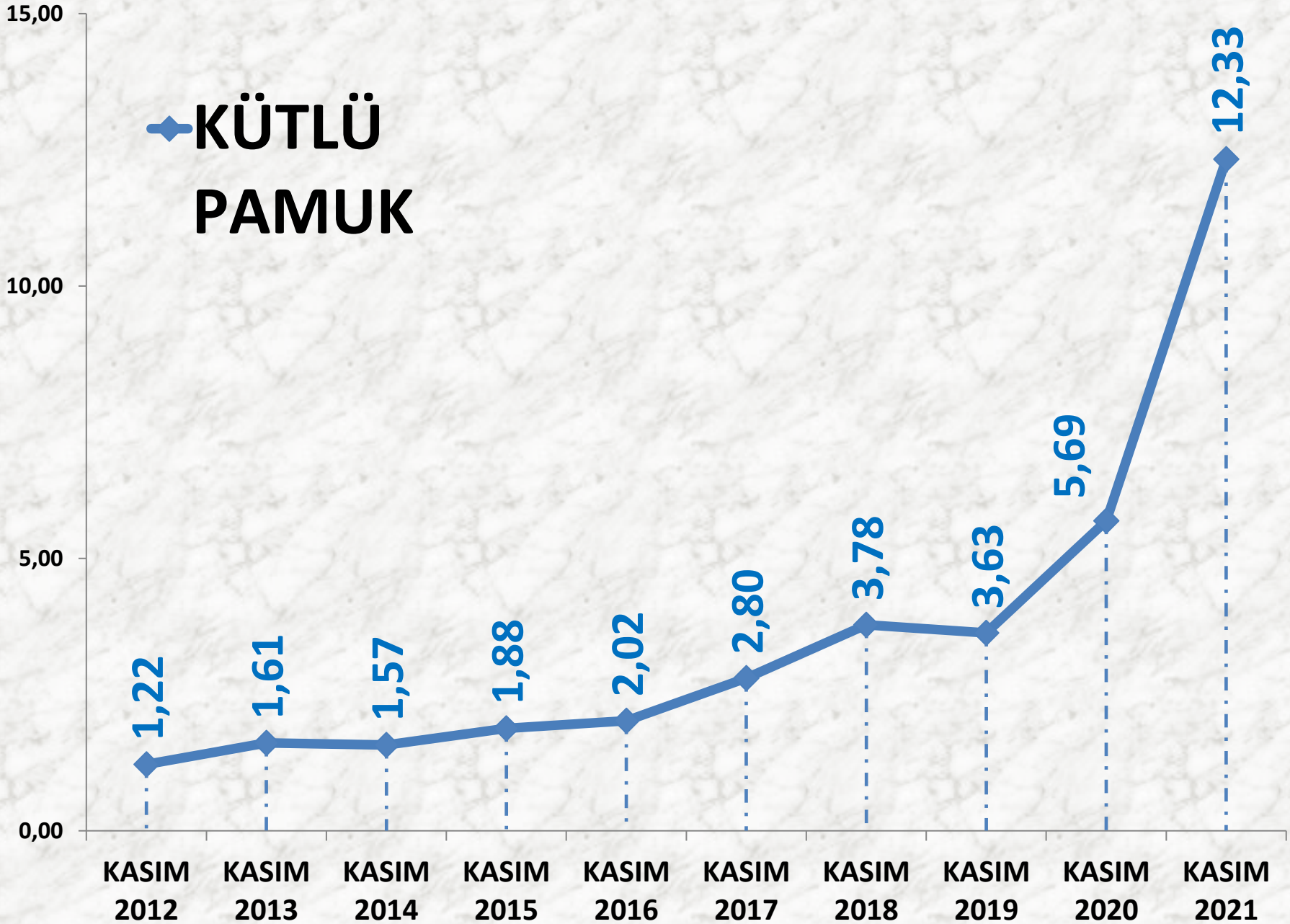


**AYLIK KÜTLÜ PAMUK MTS İŞLEM MİKTARI
ORANLARI**

YILLIK TOPLAM KÜTLÜ PAMUK İŞLEM MİKTARI (TON)



KASIM AYLARI K.PAMUK FİYAT TRENDİ_(TL)



MAHLIÇ PAMUK

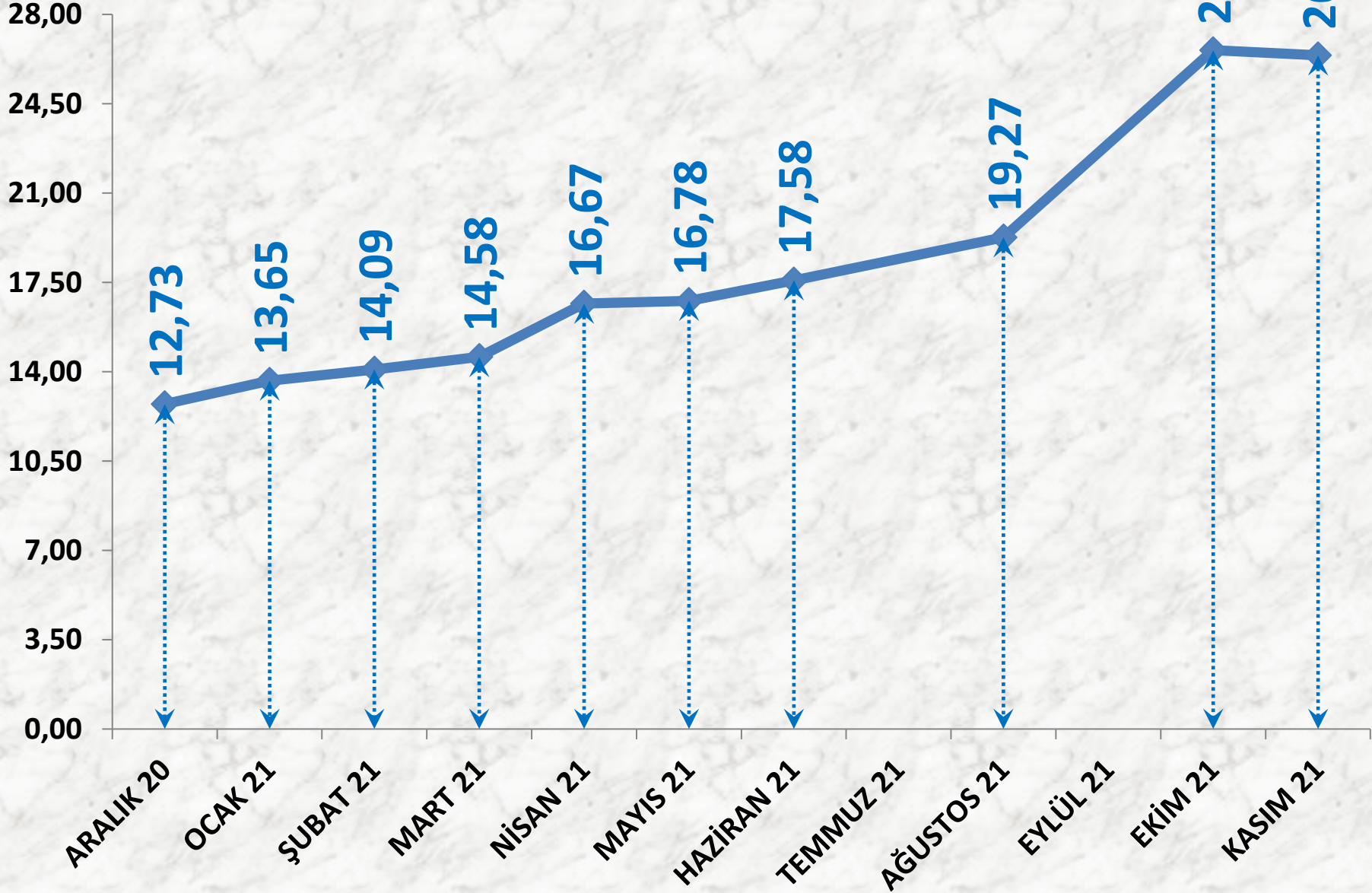
İŞLEM MİKTARI (TON)	2019 KASIM	2020 KASIM		2021 KASIM	
TTS	1.612 TON	-88%	186 TON	118%	405 TON

EN AZ FİYAT	2019 KASIM	2020 KASIM		2021 KASIM	
TTS	9,40 TL	34%	12,55 TL	107%	26,00 TL

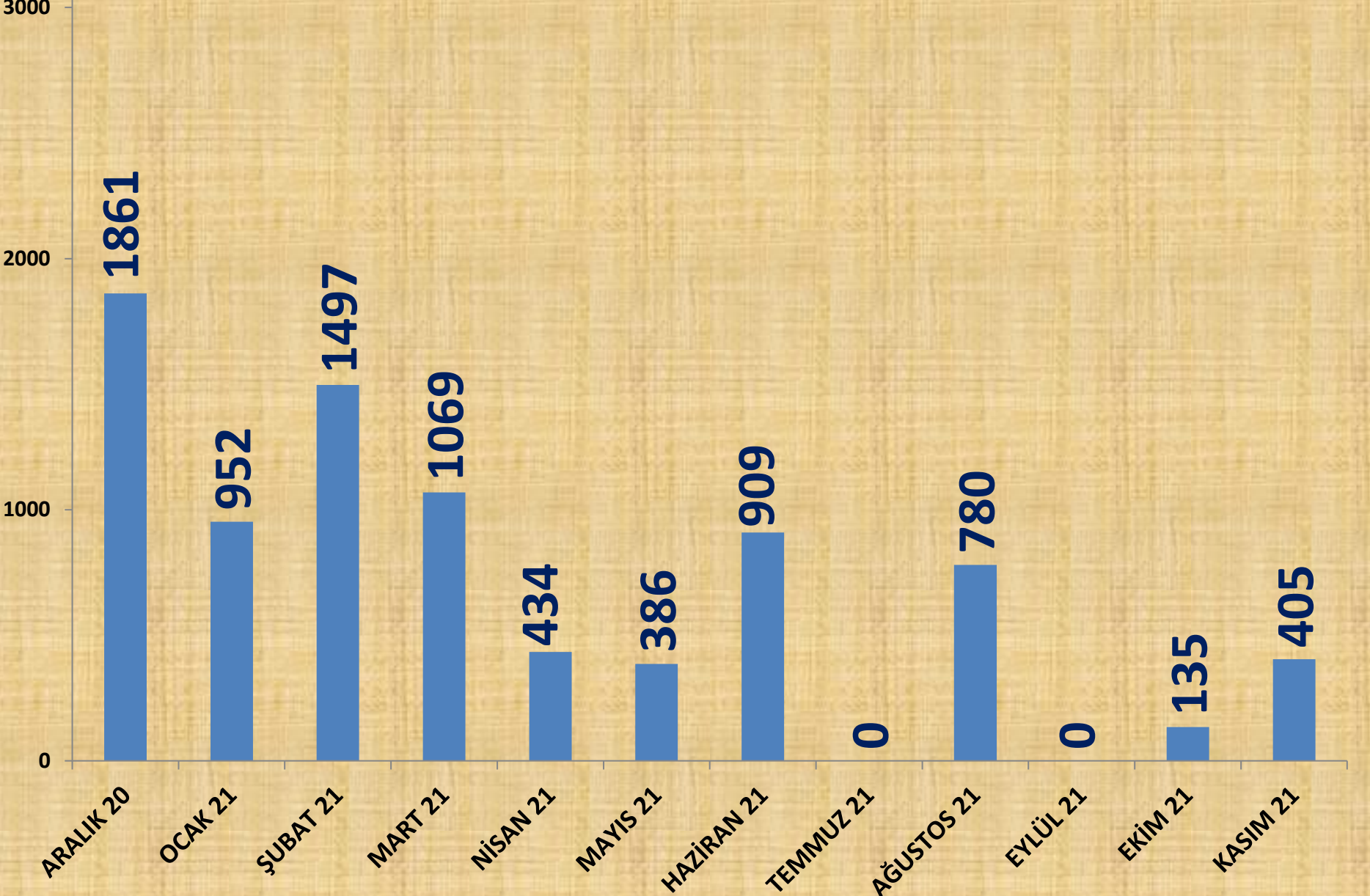
EN ÇOK FİYAT	2019 KASIM	2020 KASIM		2021 KASIM	
TTS	9,80 TL	43%	14,00 TL	93%	27,00 TL

ORTALAMA FİYAT	2019 KASIM	2020 KASIM		2021 KASIM	
TTS	9,48 TL	39%	13,18 TL	100%	26,40 TL

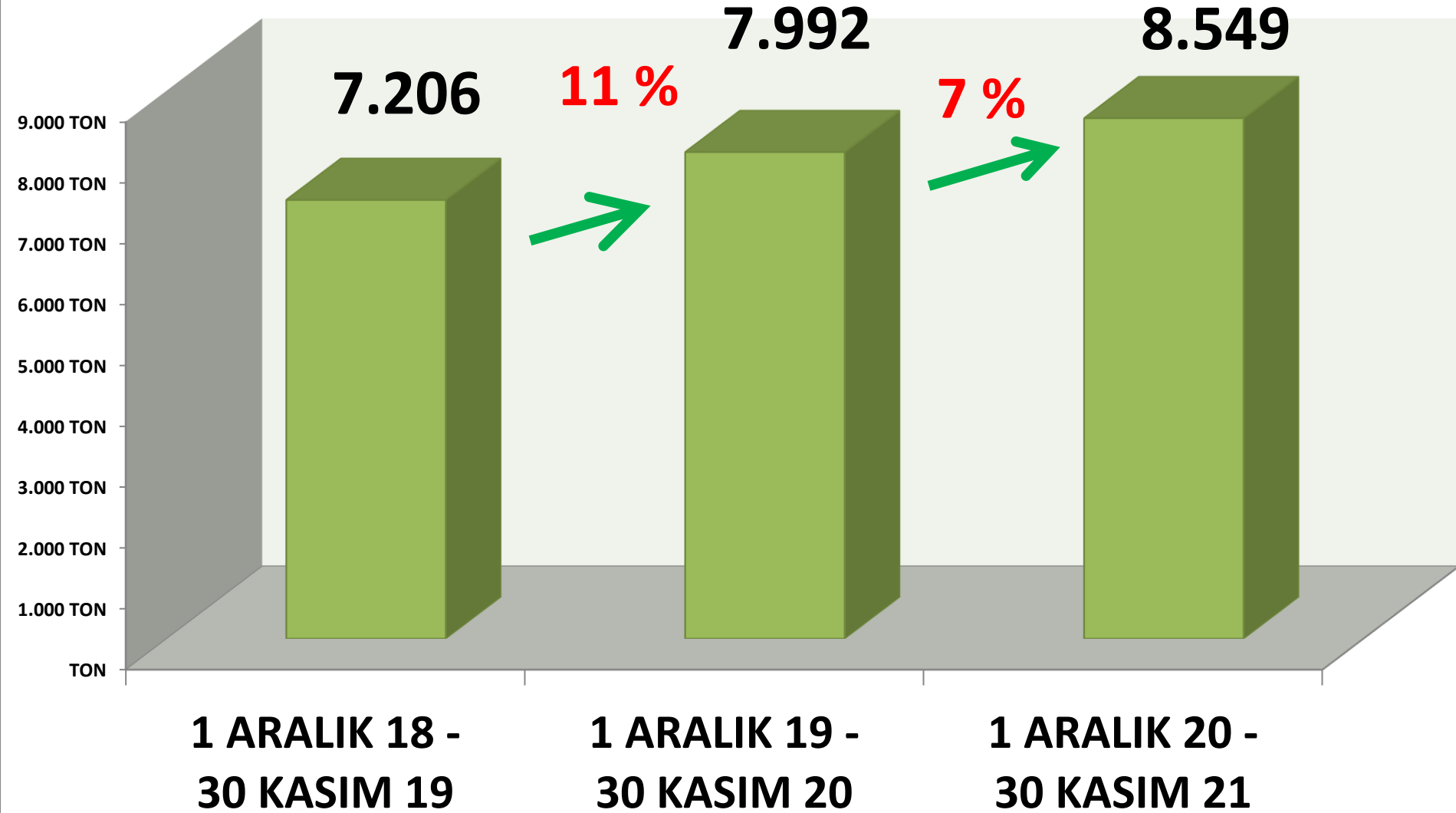
AYLIK MAHLIÇ PAMUK FİYAT TRENDİ (TL)



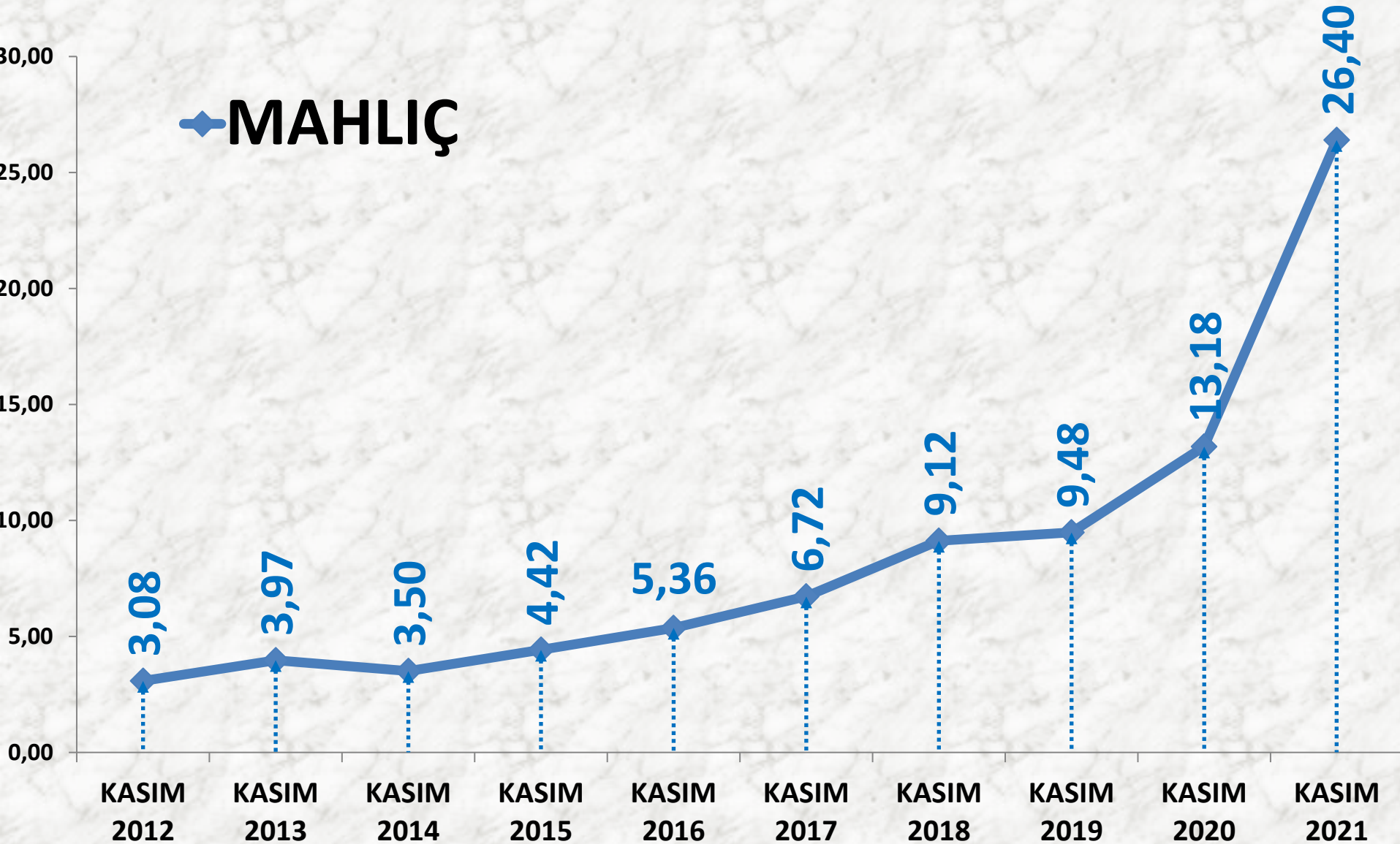
AYLIK MAHLIÇ PAMUK İŞLEM MİKTARI (TON)



YILLIK TOPLAM MAHLIÇ PAMUK İŞLEM MİKTARI (TON)



KASIM AYLARI MAHLIÇ PAMUK FİYAT ORT. (TL)



KEKİK

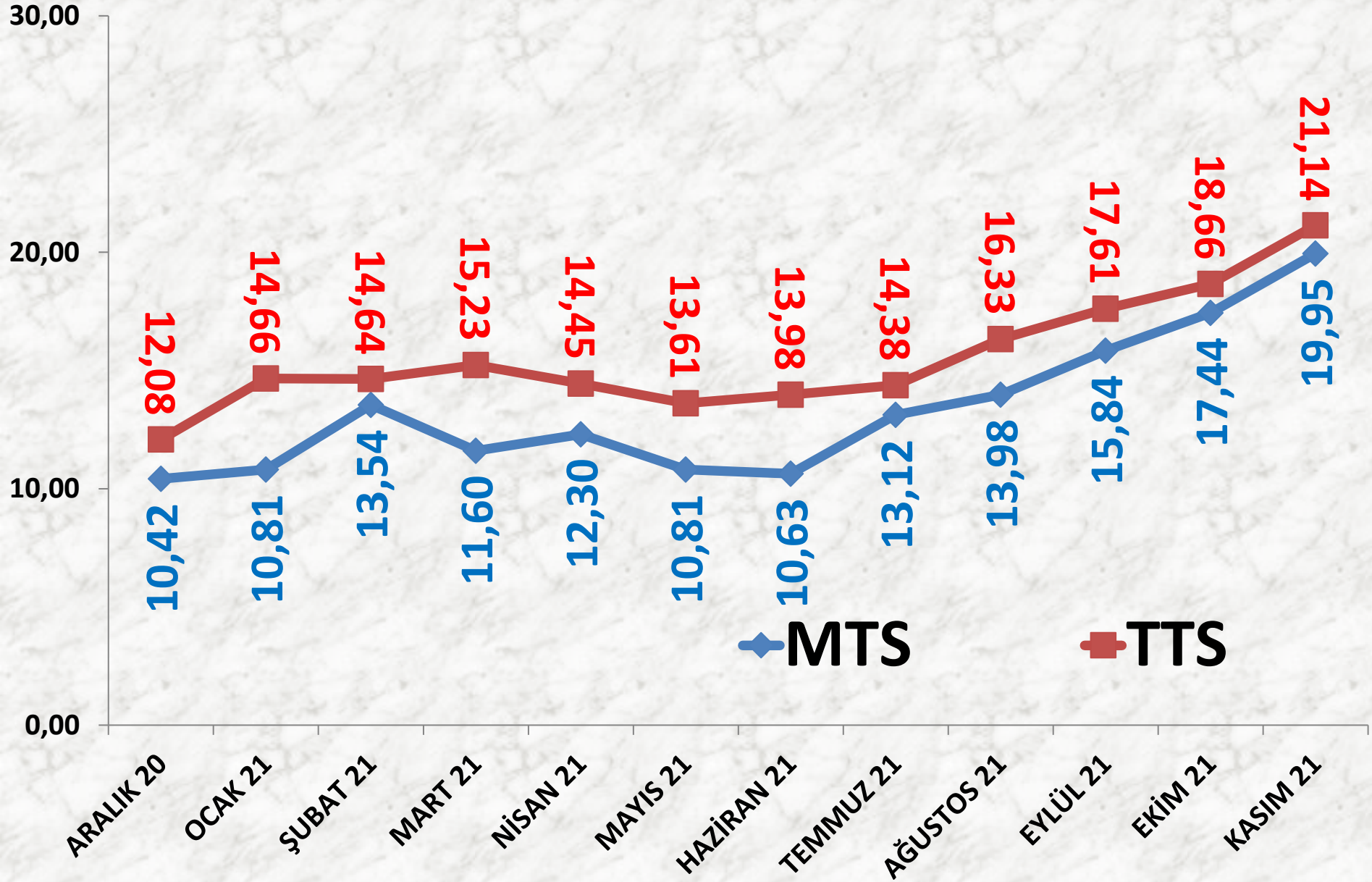
İŞLEM HACMİ (TON)	2019 KASIM	2020 KASIM		2021 KASIM	
MTS	811 TON	9%	880 TON	88%	1653 TON
TTS	864 TON	-10%	777 TON	106%	1598 TON

EN AZ FİYAT	2019 KASIM	2020 KASIM		2021 KASIM	
MTS	7,25 TL	16%	8,40 TL	43%	12,00 TL
TTS	5,25 TL	64%	8,60 TL	63%	14,00 TL

EN ÇOK FİYAT	2019 KASIM	2020 KASIM		2021 KASIM	
MTS	9,52 TL	205%	29,08 TL	-23%	22,50 TL
TTS	24,30 TL	-13%	21,25 TL	67%	35,54 TL

ORT. FİYAT	2019 KASIM	2020 KASIM		2021 KASIM	
MTS	8,31 TL	24%	10,32 TL	93%	19,95 TL
TTS	9,06 TL	28%	11,60 TL	82%	21,14 TL

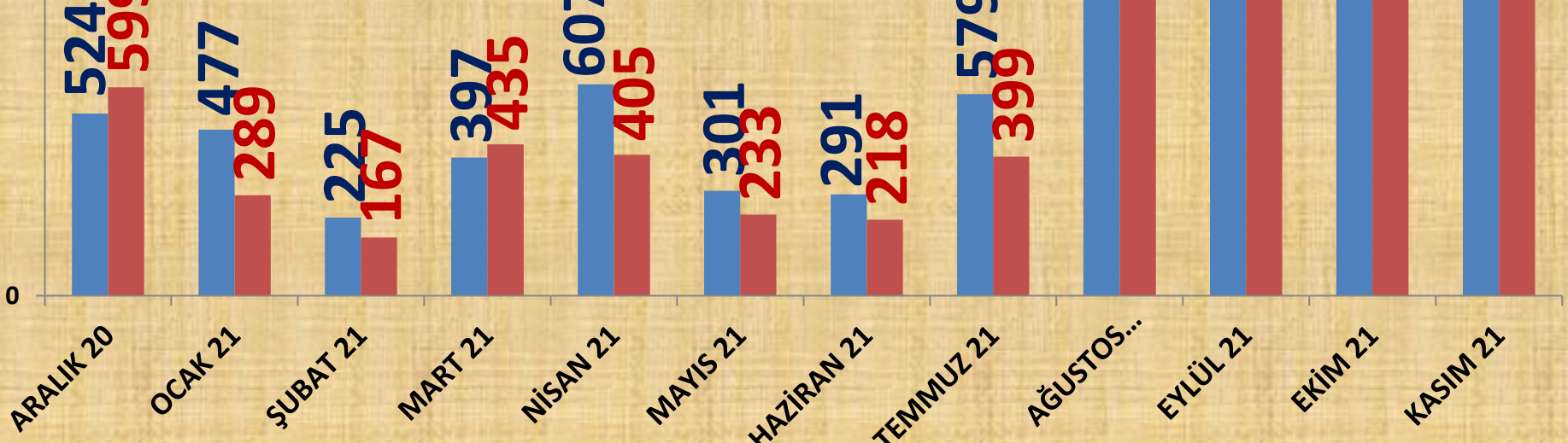
AYLIK KEKİK FİYAT TRENDİ (TL)



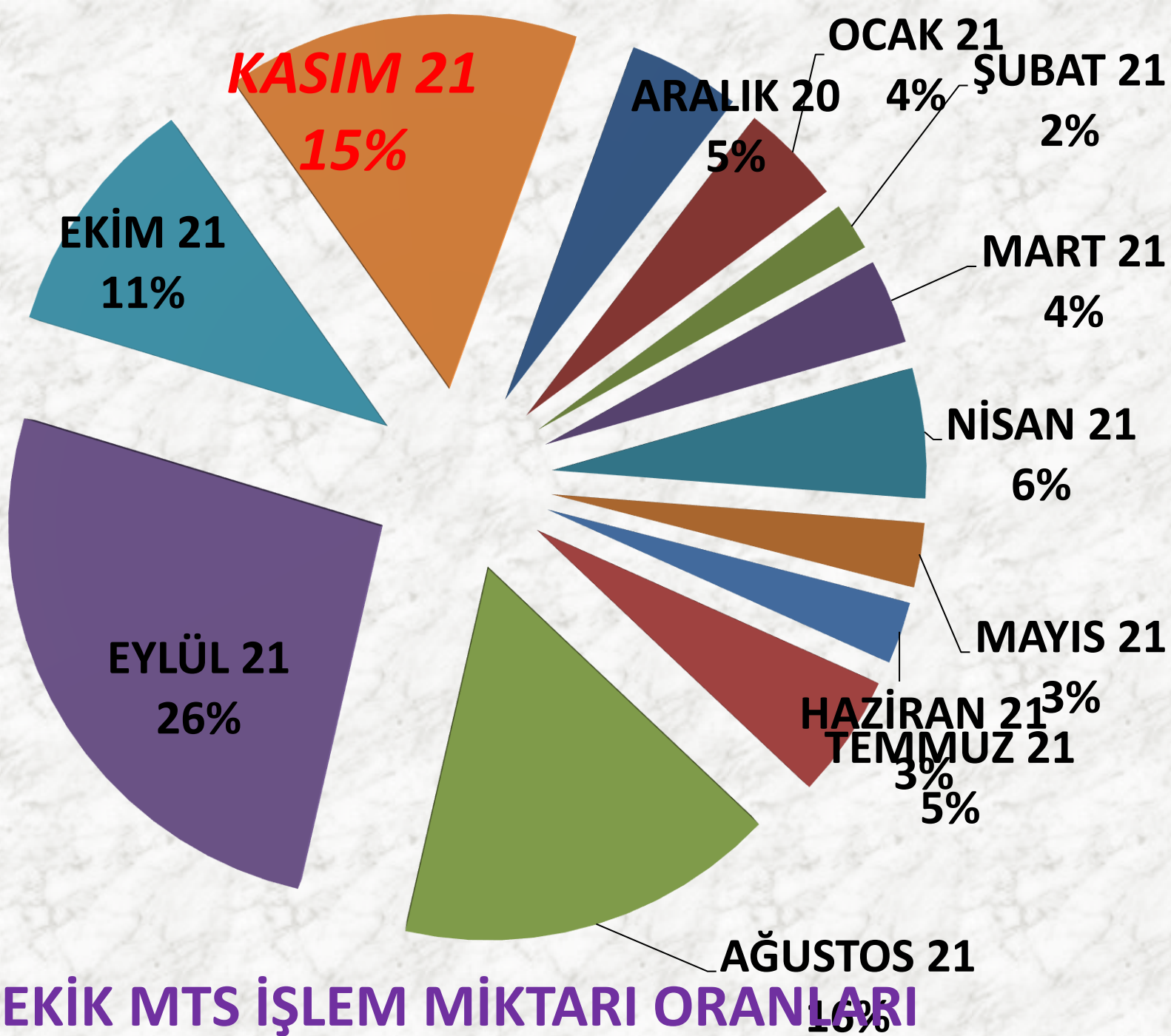
AYLIK KEKİK İŞLEM MİKTARI (TON)

■ MTS

■ TTS



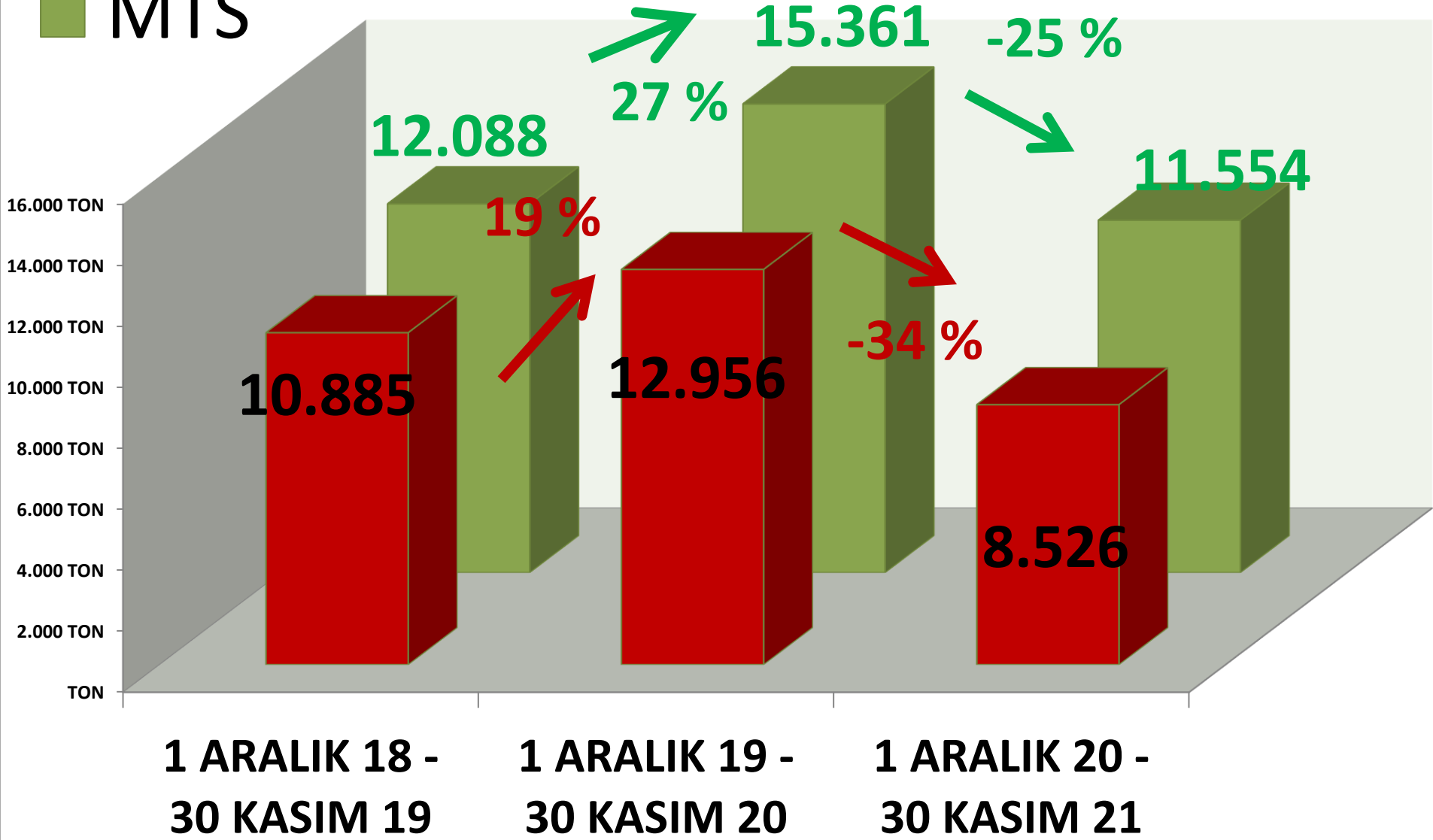
AYLIK KEKİK MTS İŞLEM MİKTARI ORANLARI



YILLIK TOPLAM KEKİK İŞLEM MİKTARI (TON)

■ TTS

■ MTS



ANASON

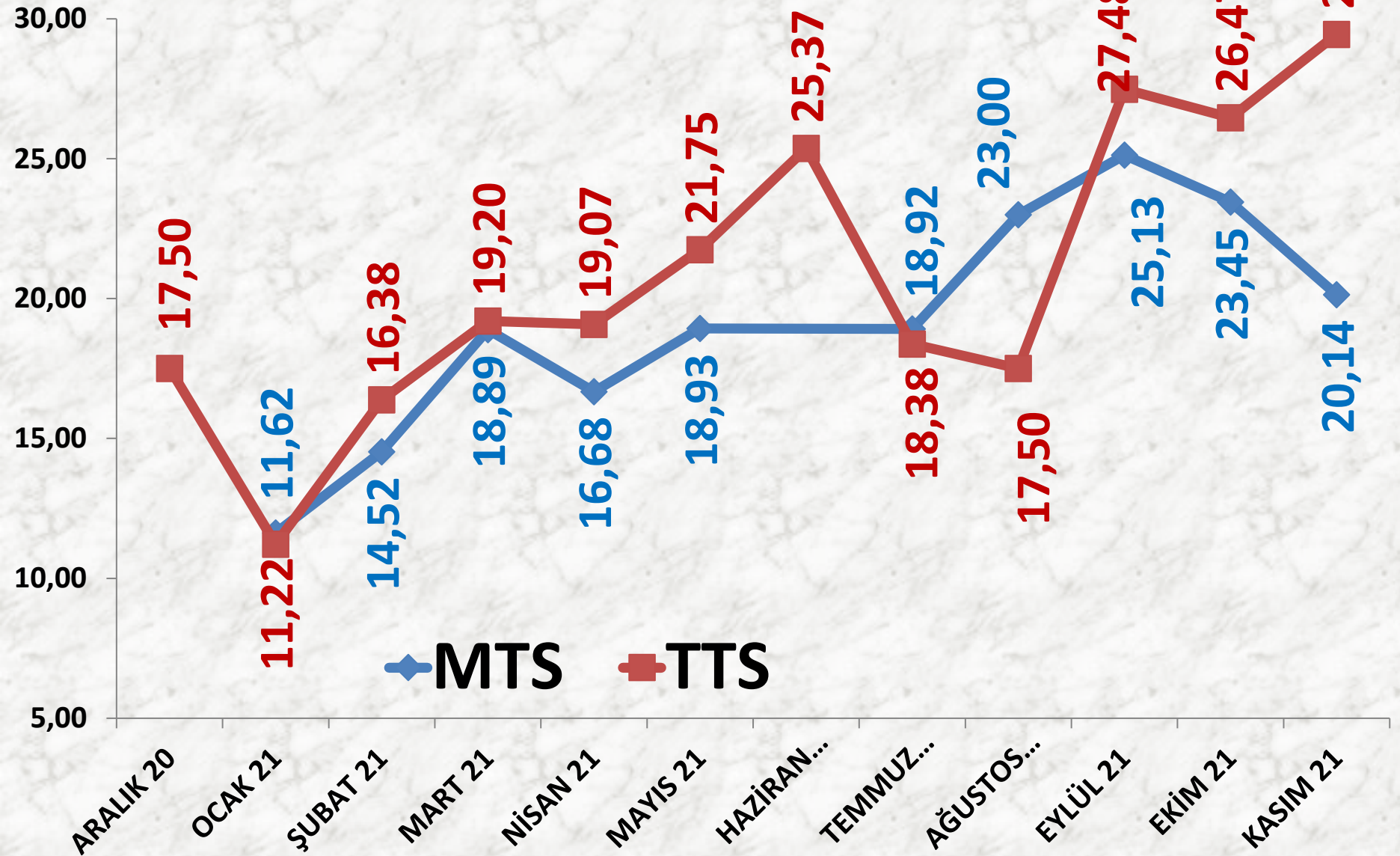
İŞLEM MİKTARI (TON)	2019 KASIM	2020 KASIM		2021 KASIM	
<i>MTS</i>	157 TON	-17%	130 TON	-55%	58 TON
<i>TTS</i>	211 TON	3%	216 TON	-93%	15 TON

EN AZ FİYAT	2019 KASIM	2020 KASIM		2021 KASIM	
MTS	14,71 TL	-17%	12,24 TL	44%	17,57 TL
TTS	10,00 TL	43%	14,28 TL	34%	19,12 TL

EN ÇOK FİYAT	2019 KASIM	2020 KASIM		2021 KASIM	
MTS	21,01 TL	0%	21,00 TL	43%	30,00 TL
TTS	24,00 TL	-6%	22,58 TL	43%	32,40 TL

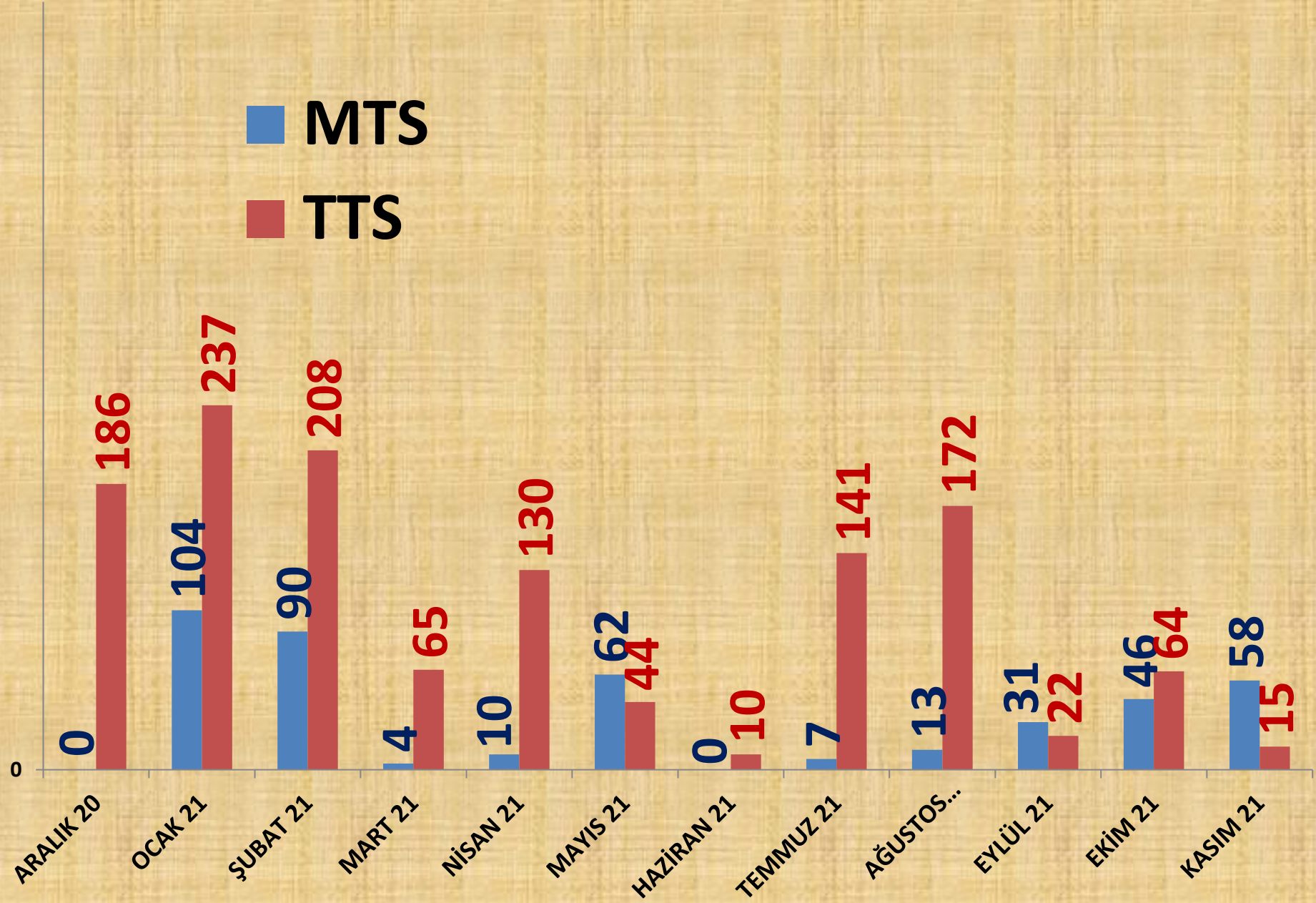
ORT. FİYAT	2019 KASIM	2020 KASIM		2021 KASIM	
MTS	18,71 TL	9%	20,36 TL	-1%	20,14 TL
TTS	18,82 TL	-7%	17,57 TL	68%	29,44 TL

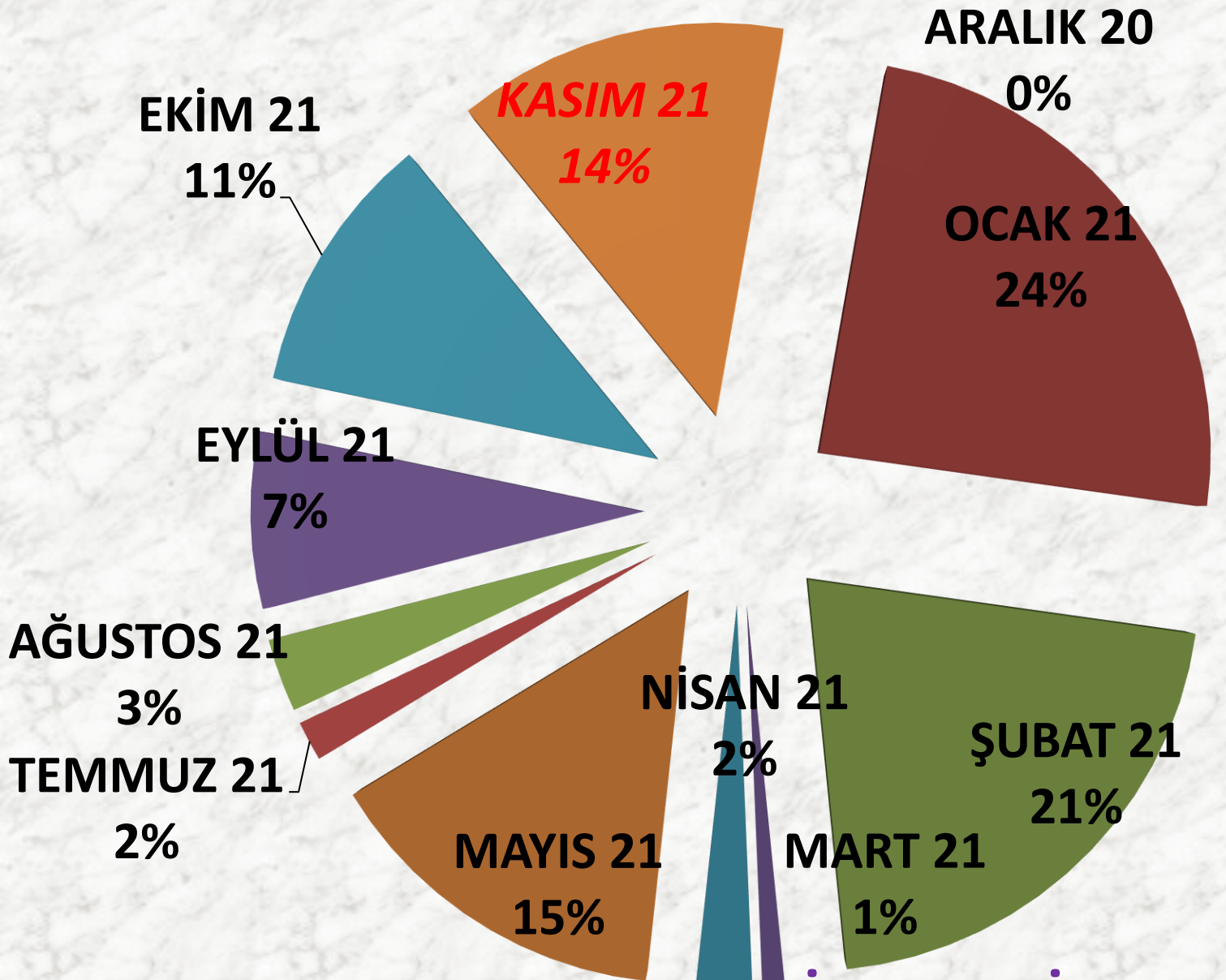
AYLIK ANASON FİYAT TRENDİ (TL)



AYLIK ANASON İŞLEM MİKTARI (TON)

■ MTS
■ TTS



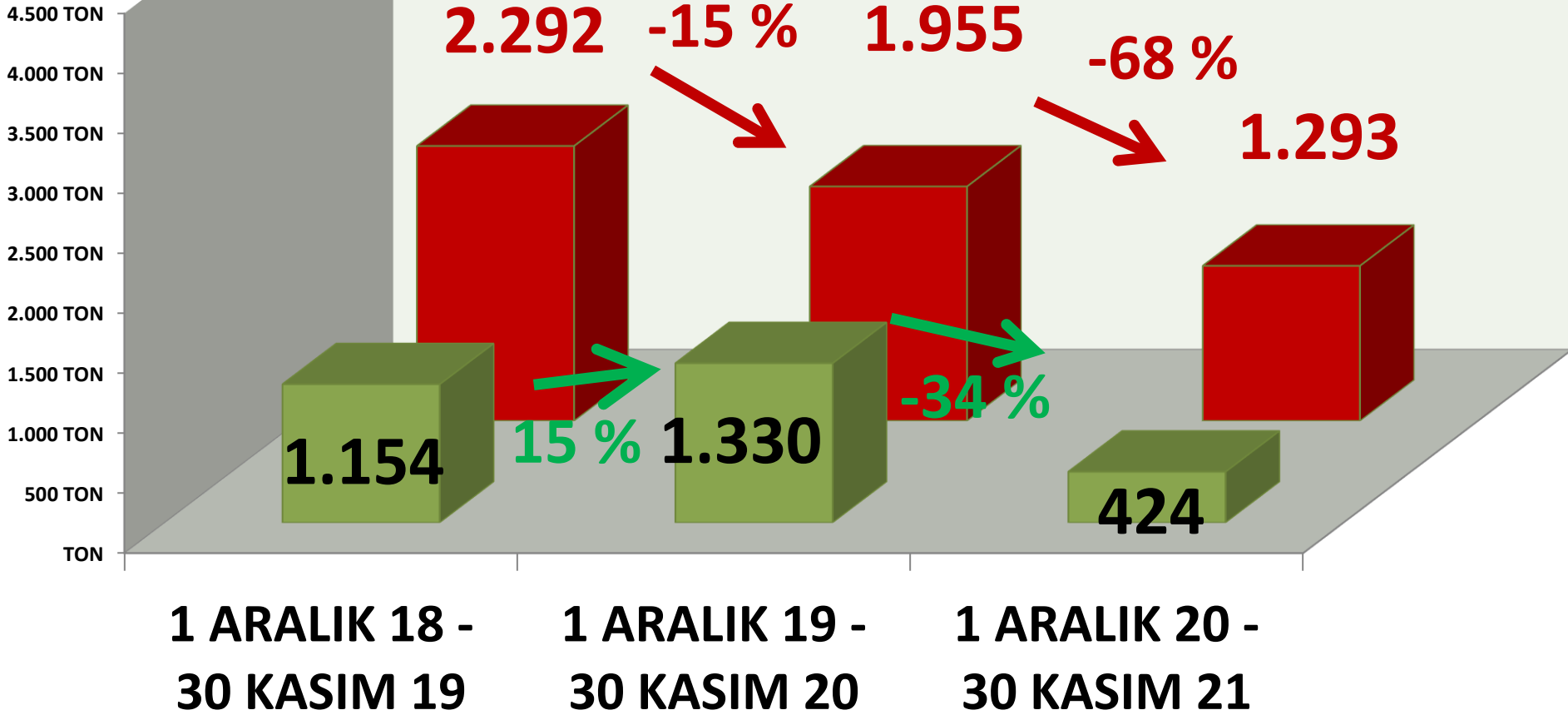


**AYLIK ANASON MTS İŞLEM MİKTARI
ORANLARI**

YILLIK TOPLAM ANASON İŞLEM MİKTARI (TON)

■ MTS

■ TTS



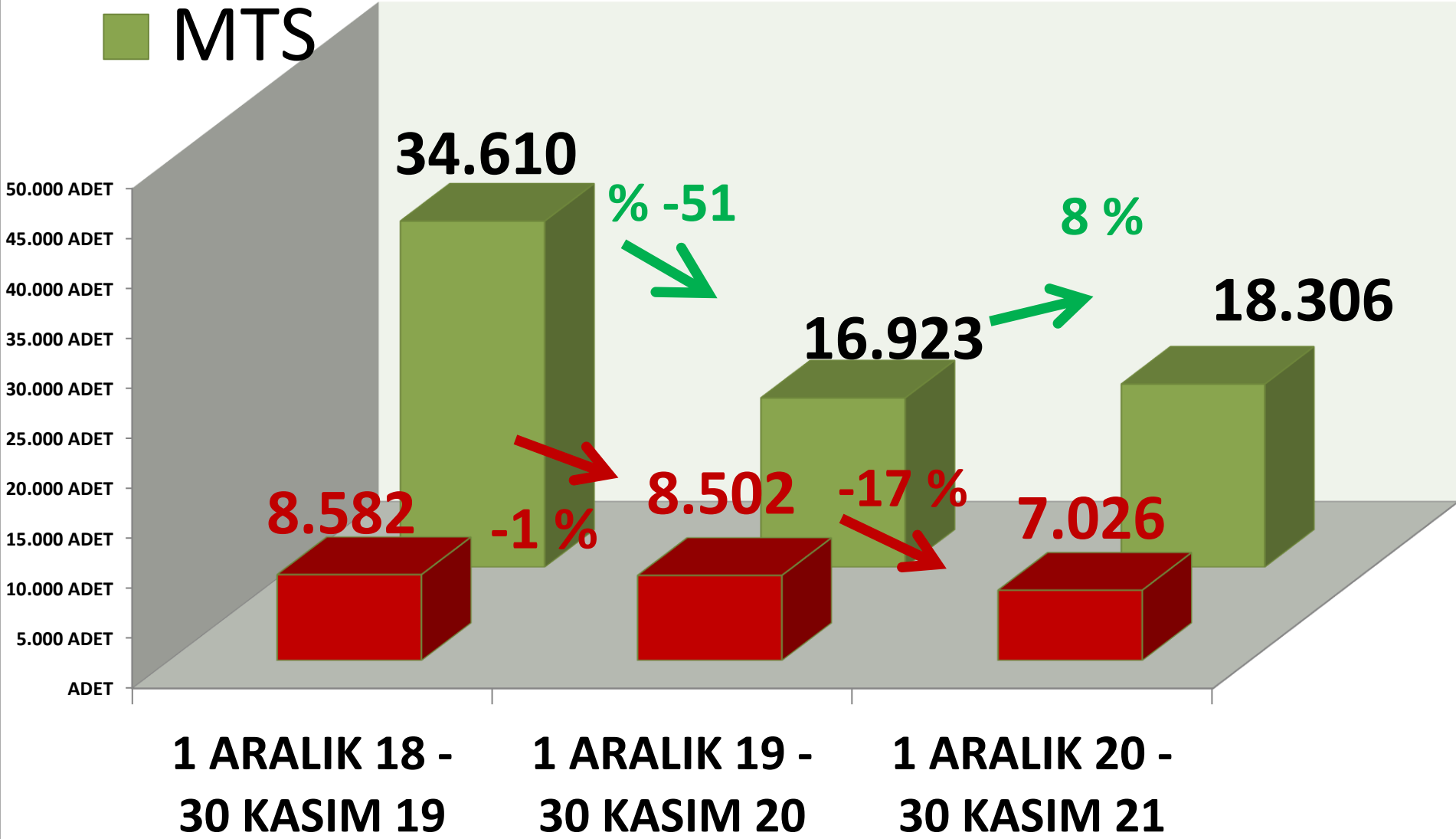
KASAPLIK CANLI HAYVAN

BÜYÜKBAŞ (ADET)	2019 KASIM	2020 KASIM		2021 KASIM	
MTS	3023 ADET	-62%	1148 ADET	46%	1680 ADET
TTS	408 ADET	50%	611 ADET	28%	784 ADET

KÜÇÜKBAŞ (ADET)	2019 KASIM	2020 KASIM		2021 KASIM	
MTS	2590 ADET	31%	3404 ADET	13%	3858 ADET
TTS	360 ADET	128%	821 ADET	35%	1110 ADET

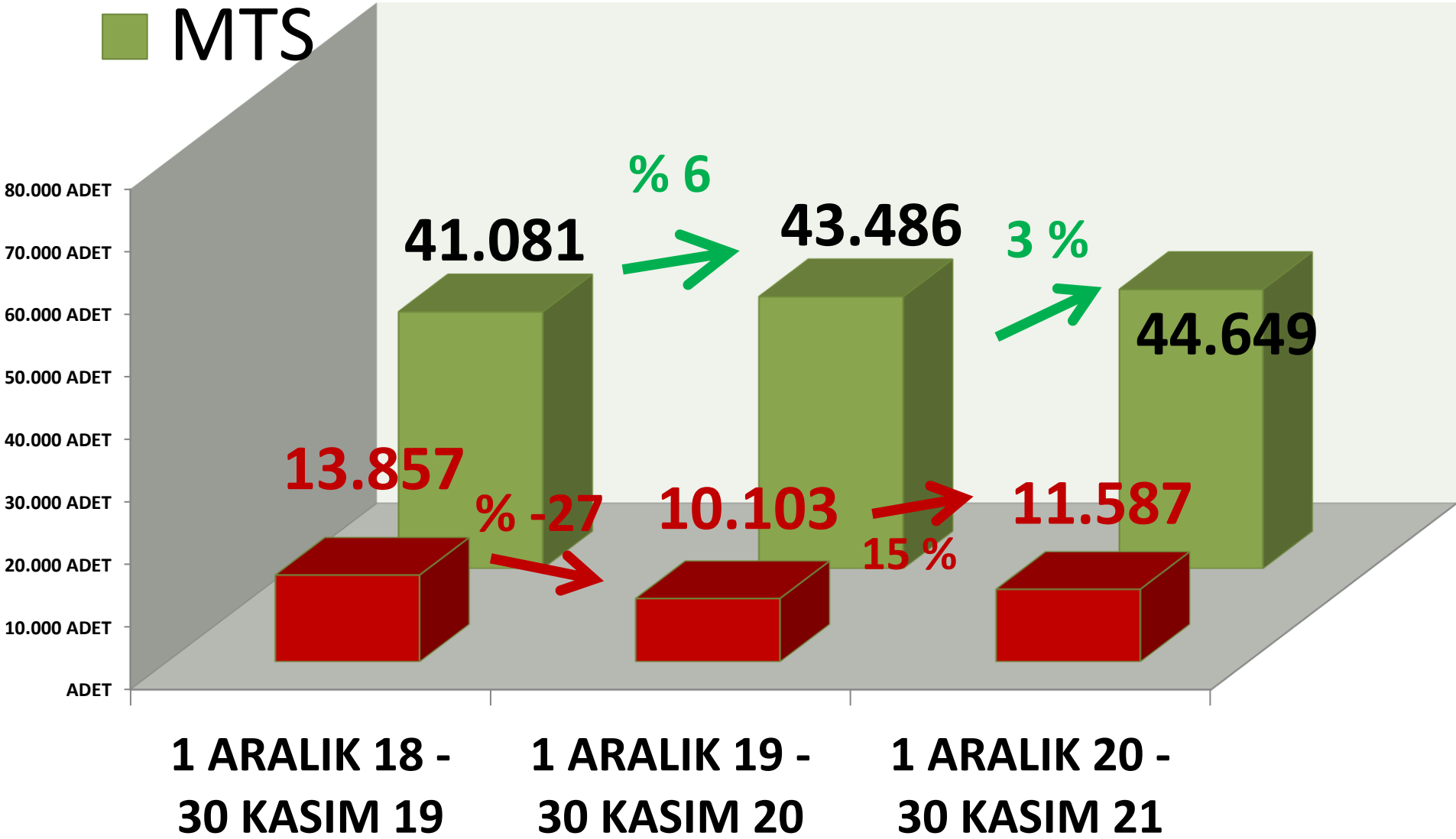
TTS YILLIK TOPLAM BÜYÜKBAŞ İŞLEM (ADET)

■ TTS
■ MTS



TTS YILLIK TOPLAM KÜÇÜKBAŞ İŞLEM_(ADET)

■ MTS





DINLEDİĞİNİZ İÇİN
TEŞEKKÜR EDERİM

RECEP MENGİ

