



ARALIK 2021 TESCİL SUNUMU



İŞLEM HACMİ VE TESCİL GELİRİ VERİLERİ

	2019 ARALIK		2020 ARALIK		2021 ARALIK
İŞLEM HACMİ	404 MİLYON TL	11%	451 MİLYON TL	74%	786 MİLYON TL
TESCİL GELİRİ	374.881 TL	10%	411.301 TL	64%	673.872 TL



	2020 ARALIK	
ÜRÜN GRUBU	Miktar(kg./lt/adet)	Tutar(TL)
BAKLİYAT VE MAMÜLLERİ	1.146.102	7.941.040
BİTKİSEL YAĞLAR	12.390	210.630
KOTASYON DIŐI ÜRÜNLER	43.675.926	131.726.429
HAM DERİLER VE BAĞIRSAKLAR	20.846	98.865
HAYVANSAL YAĞLAR	148	10.769
HUBUBAT .	30.746.277	50.507.919
HUBUBAT MAMÜLLERİ	208.671	458.428
KASAPLIK CANLI HAYVANLAR	5.629	20.844.336
KURU MEYVELER	3.870.304	52.794.860
KÜSPELER	116.920	139.468
ORMAN MAHSÜLLERİ	355.391	1.452.704
TEKSTİL HAMMADDELERİ	13.587.775	89.682.199
YAĞLI TOHUMLAR	11.367.427	94.718.525
TOPLAM	105.113.806	450.586.172

2021 ARALIK

ÜRÜN GRUBU	Miktar(kg./lt/adet)	Tutar(TL)
BAKLİYAT VE MAMÜLLERİ	737.097	9.775.277
BİTKİSEL YAĞLAR	1.298	45.416
KOTASYON DIŐI ÜRÜNLER	47.434.828	198.098.562
HAM DERİLER VE BAĞIRSAKLAR	24.840	175.121
HAYVANSAL YAĞLAR	342	17.146
HUBUBAT .	55.033.682	122.244.524
HUBUBAT MAMÜLLERİ	142.766	470.898
KASAPLIK CANLI HAYVANLAR	5.836	31.432.017
KURU MEYVELER	1.827.414	36.322.751
KÜSPELER	47.360	91.104
ORMAN MAHSÜLLERİ	739.918	3.683.701
TEKSTİL HAMMADDELERİ	13.315.883	209.775.179
YAĞLI TOHUMLAR	13.752.676	173.831.528
TOPLAM	133.063.940	785.963.224

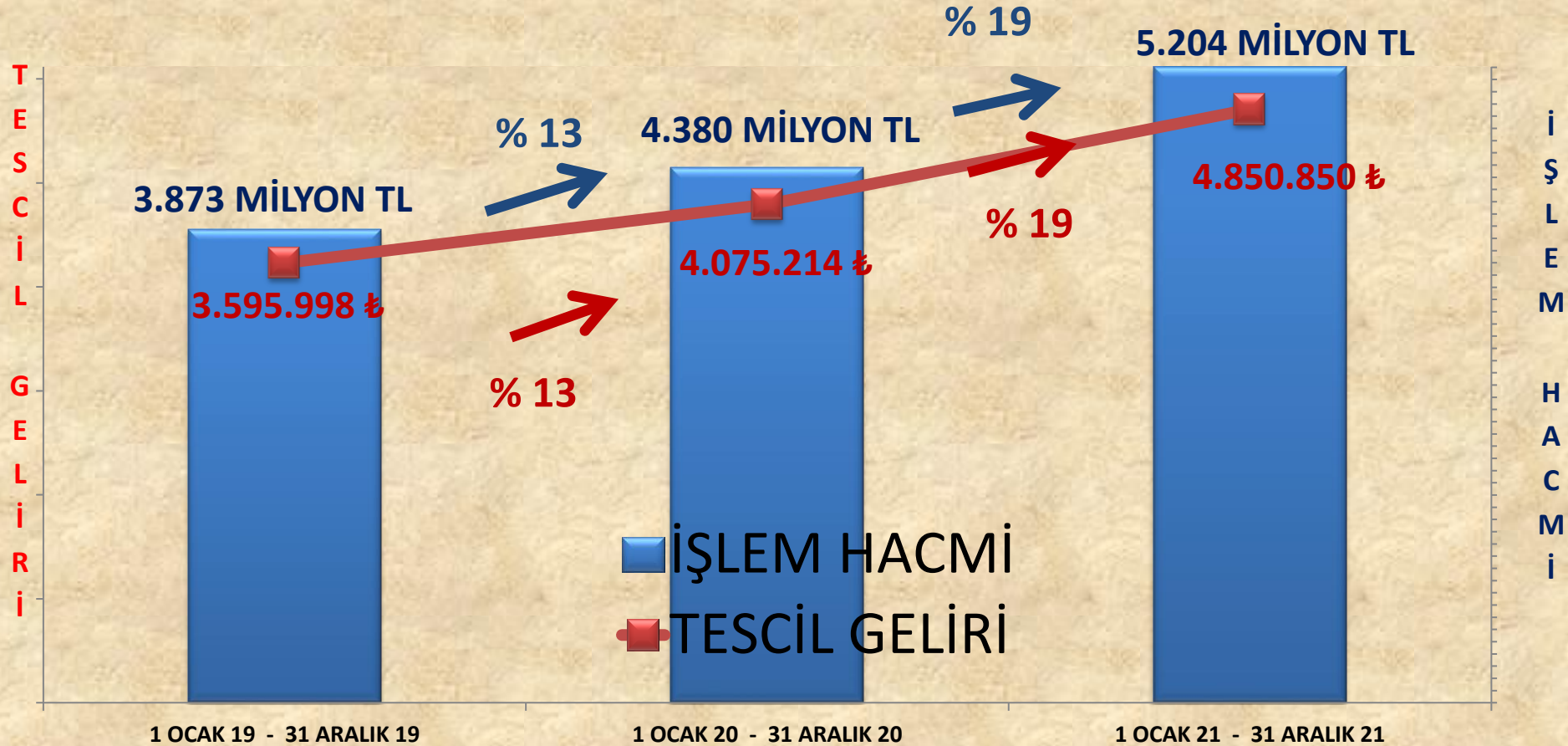
2020 -2021 ARALIK DEĞİŞİM

ÜRÜN GRUBU	Miktar(kg./lt/adet)	Tutar(TL)
BAKLİYAT VE MAMÜLLERİ	-409.005	1.834.236
BİTKİSEL YAĞLAR	-11.092	-165.214
KOTASYON DIŞI ÜRÜNLER	3.758.902	66.372.133
HAM DERİLER VE BAĞIRSAKLAR	3.994	76.256
HAYVANSAL YAĞLAR	193	6.377
HUBUBAT .	24.287.405	71.736.604
HUBUBAT MAMÜLLERİ	-65.905	12.470
KASAPLIK CANLI HAYVANLAR	207	10.587.681
KURU MEYVELER	-2.042.891	-16.472.109
KÜSPELER	-69.560	-48.364
ORMAN MAHSÜLLERİ	384.527	2.230.997
TEKSTİL HAMMADDELERİ	-271.892	120.092.980
YAĞLI TOHUMLAR	2.385.250	79.113.003
TOPLAM	27.950.134	335.377.051

	2020 – 2021 ARALIK DEĞİŞİM ORANI	
ÜRÜN GRUBU	Miktar(kg./lt/adet)	Tutar(TL)
BAKLİYAT VE MAMÜLLERİ	-36%	23%
BITKİSEL YAĞLAR	-90%	-78%
KOTASYON DIŞI ÜRÜNLER	9%	50%
HAM DERİLER VE BAĞIRSAKLAR	19%	77%
HAYVANSAL YAĞLAR	131%	59%
HUBUBAT .	79%	142%
HUBUBAT MAMÜLLERİ	-32%	3%
KASAPLIK CANLI HAYVANLAR	4%	51%
KURU MEYVELER	-53%	-31%
KÜSPELER	-59%	-35%
ORMAN MAHSÜLLERİ	108%	154%
TEKSTİL HAMMADDELERİ	-2%	134%
YAĞLI TOHUMLAR	21%	84%
TOPLAM	27%	74%

İŞLEM HACMİ VE TESCİL GELİRİ VERİLERİ

	2019		2020		2021
İŞLEM HACMİ	3.873 MİLYON TL	13%	4.380 MİLYON TL	19%	5.204 MİLYON TL
TESCİL GELİRİ	3.595.998 TL	13%	4.075.214 TL	19%	4.850.850 TL



1 OCAK – 31 ARALIK 2020

	Miktar(kg./lt/adet)	Tutar(TL)
BAKLİYAT VE MAMÜLLERİ	11.802.230	61.184.829
BİTKİSEL YAĞLAR	43.855	588.550
KOTASYON DIŐI ÜRÜNLER	713.165.180	1.960.048.685
HAM DERİLER VE BAĞIRSAKLAR	227.665	1.024.520
HAYVANSAL YAĞLAR	6.890	221.632
HUBUBAT .	339.583.615	477.746.802
HUBUBAT MAMÜLLERİ	3.245.916	5.296.125
KASAPLIK CANLI HAYVANLAR	78.907	237.885.327
KURU MEYVELER	35.226.317	413.240.306
KÜSPELER	749.776	743.830
MEYVE ÇEKİRDEKLERİ	282.075	788.973
ORMAN MAHSÜLLERİ	3.398.577	12.997.468
TEKSTİL HAMMADDELERİ	45.559.642	267.480.670
YAĞLI TOHUMLAR	87.341.474	940.697.952
TOPLAM	1.240.712.118	4.379.945.668

1 OCAK – 31 ARALIK 2021

	Miktar(kg./lt/adet)	Tutar(TL)
BAKLİYAT VE MAMÜLLERİ	7.243.685	59.057.340
BİTKİSEL YAĞLAR	17.356	299.799
KOTASYON DIŞI ÜRÜNLER	876.055.358	2.583.499.924
HAM DERİLER VE BAĞIRSAKLAR	1.013.945	1.685.965
HAYVANSAL YAĞLAR	11.566	386.820
HUBUBAT .	220.425.788	491.363.417
HUBUBAT MAMÜLLERİ	3.475.465	8.460.412
KASAPLIK CANLI HAYVANLAR	82.384	304.759.034
KURU MEYVELER	27.072.163	362.287.059
KÜSPELER	660.430	1.124.630
MEYVE ÇEKİRDEKLERİ	229.617	837.315
ORMAN MAHSÜLLERİ	4.748.039	26.009.229
TEKSTİL HAMMADDELERİ	40.027.624	492.348.937
YAĞLI TOHUMLAR	76.372.946	871.974.684
TOPLAM	1.257.436.363	5.204.094.565

1 OCAK – 31 ARALIK 20 /21 DEĞİŞİM

	Miktar(kg./lt/adet)	Tutar(TL)
BAKLİYAT VE MAMÜLLERİ	-4.558.546	-2.127.489
BİTKİSEL YAĞLAR	-26.500	-288.751
KOTASYON DIŞI ÜRÜNLER	162.890.178	623.451.239
HAM DERİLER VE BAĞIRSAKLAR	786.280	661.444
HAYVANSAL YAĞLAR	4.676	165.188
HUBUBAT	-119.157.827	13.616.615
HUBUBAT MAMÜLLERİ	229.549	3.164.287
KASAPLIK CANLI HAYVANLAR	3.477	66.873.707
KURU MEYVELER	-8.154.154	-50.953.247
KÜSPELER	-89.346	380.800
MEYVE ÇEKİRDEKLERİ	-52.458	48.342
ORMAN MAHSÜLLERİ	1.349.462	13.011.761
TEKSTİL HAMMADDELERİ	-5.532.018	224.868.267
YAĞLI TOHUMLAR	-10.968.528	-68.723.268
TOPLAM	16.724.245	824.148.897

1 OCAK – 31 ARALIK 20 /21 % DEĞİŞİM

	Miktar(kg./lt/adet)	Tutar(TL)
BAKLİYAT VE MAMÜLLERİ	-39%	-3%
BİTKİSEL YAĞLAR	-60%	-49%
KOTASYON DIŞI ÜRÜNLER	23%	32%
HAM DERİLER VE BAĞIRSAKLAR	345%	65%
HAYVANSAL YAĞLAR	68%	75%
HUBUBAT .	-35%	3%
HUBUBAT MAMÜLLERİ	7%	60%
KASAPLIK CANLI HAYVANLAR	4%	28%
KURU MEYVELER	-23%	-12%
KÜSPELER	-12%	51%
MEYVE ÇEKİRDEKLERİ	-19%	6%
ORMAN MAHSÜLLERİ	40%	100%
TEKSTİL HAMMADDELERİ	-12%	84%
YAĞLI TOHUMLAR	-13%	-7%
TOPLAM	1%	19%

ARPA

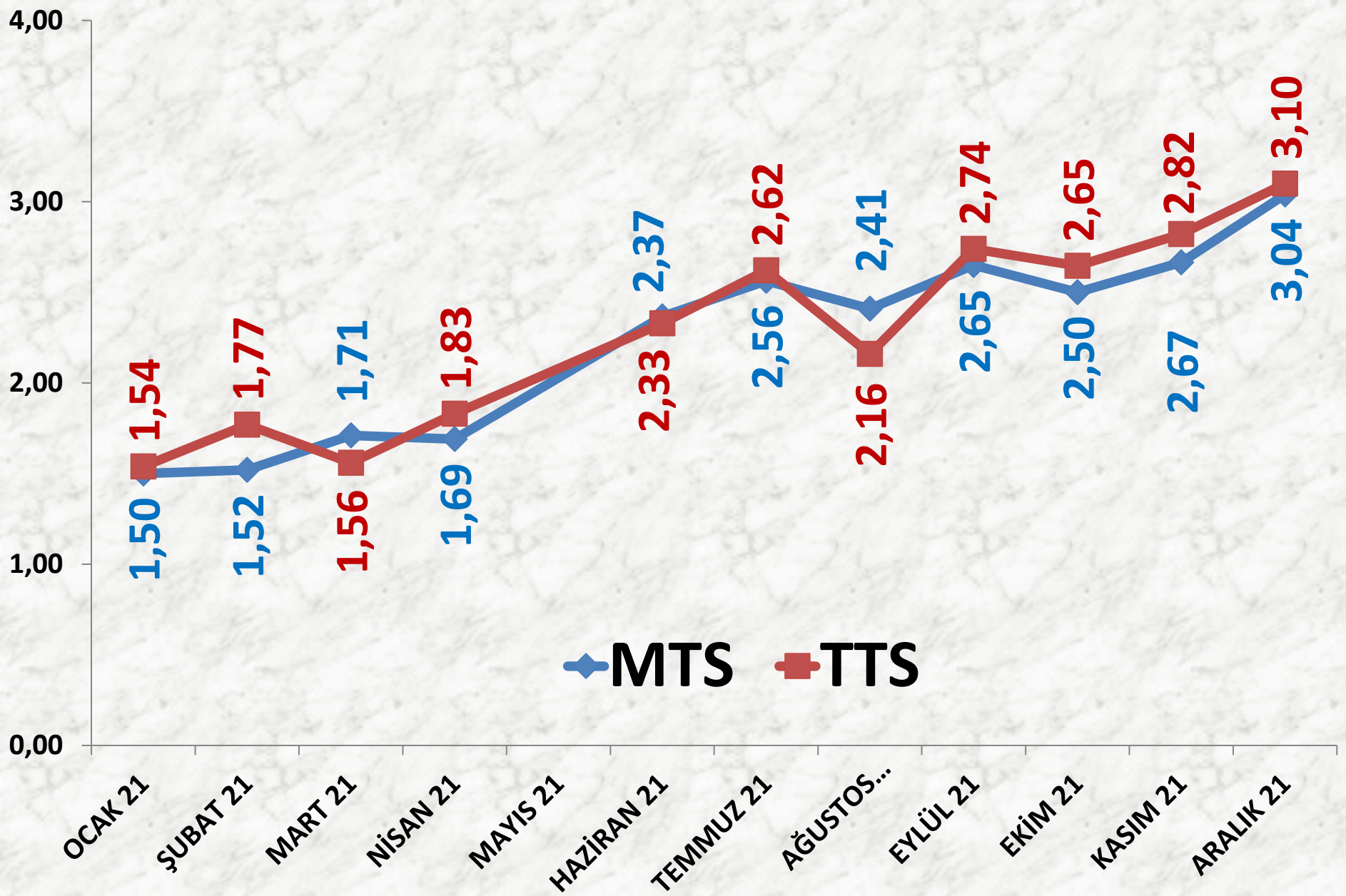
İŞLEM HACMI (TON)	2019 ARALIK	2020 ARALIK		2021 ARALIK	
MTS	1.159 TON	32%	1.530 TON	-68%	490 TON
TTS	235 TON	199%	702 TON	74%	1.224 TON

EN AZ FİYAT	2019 ARALIK	2020 ARALIK		2021 ARALIK	
MTS	1,00 TL	10%	1,10 TL	118%	2,40 TL
TTS	1,10 TL	45%	1,60 TL	93%	3,08 TL

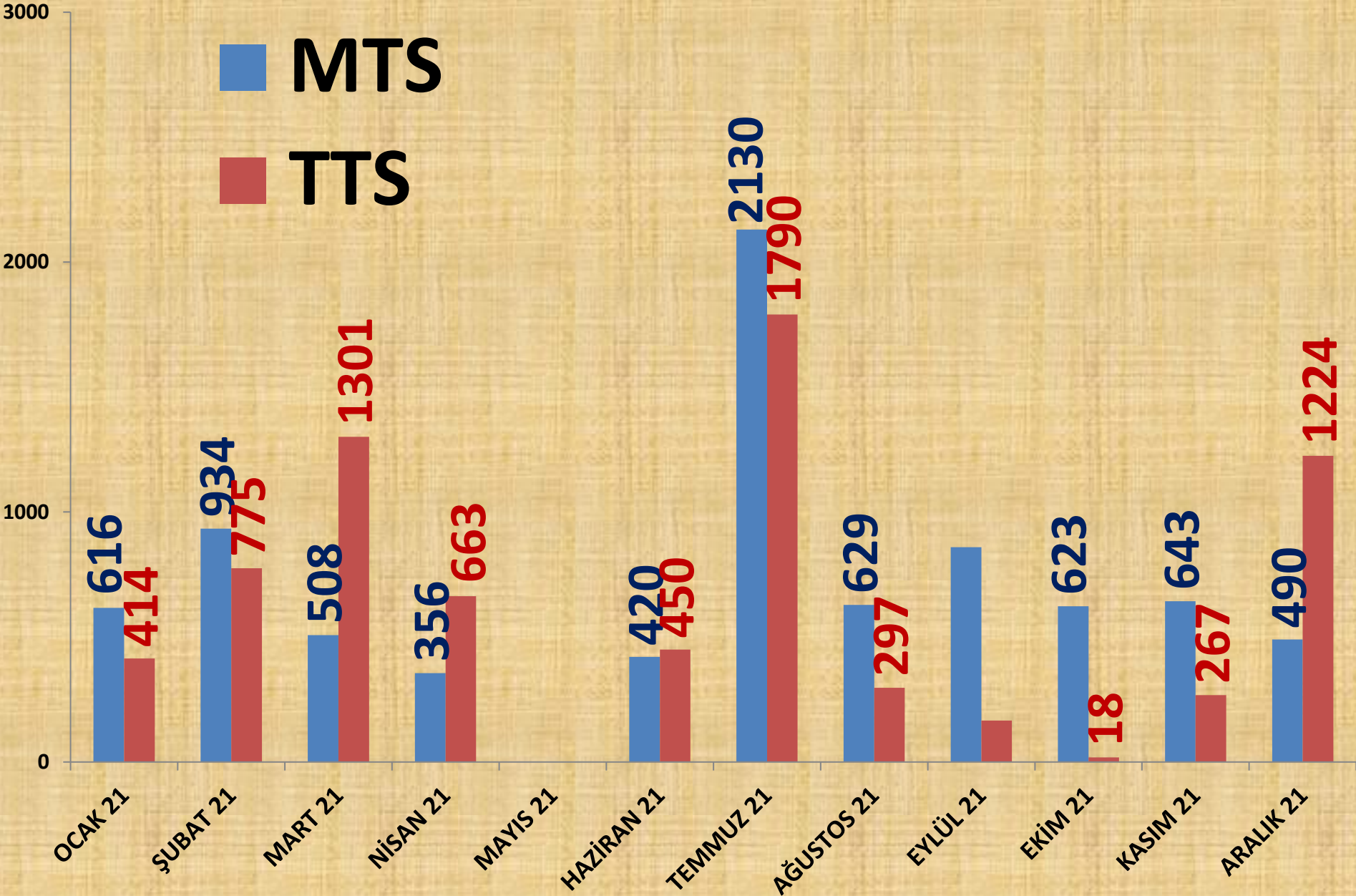
EN ÇOK FİYAT	2019 ARALIK	2020 ARALIK		2021 ARALIK	
MTS	1,66 TL	6%	1,76 TL	215%	5,54 TL
TTS	1,50 TL	33%	2,00 TL	75%	3,50 TL

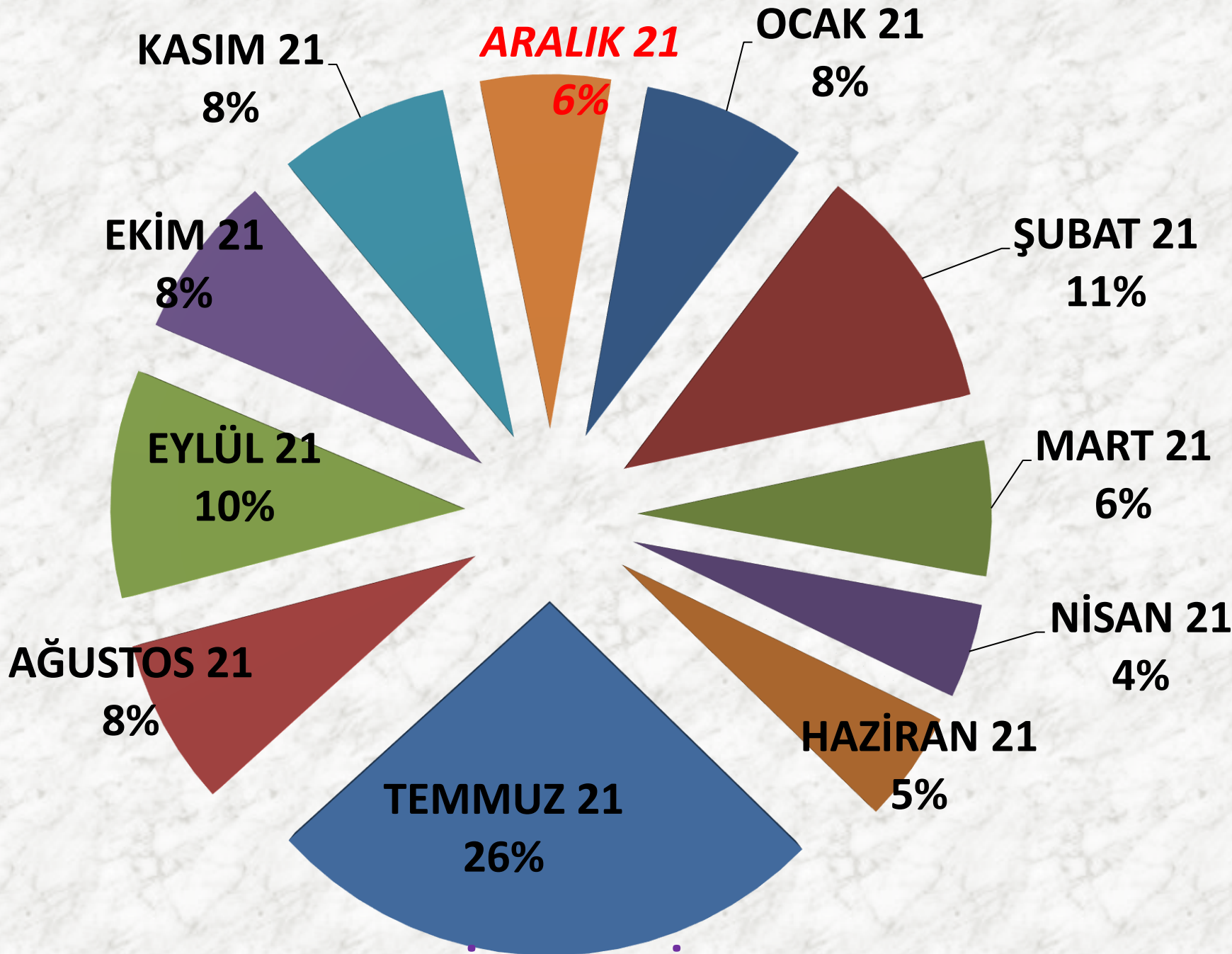
ORT. FİYAT	2019 ARALIK	2020 ARALIK		2021 ARALIK	
MTS	1,19 TL	25%	1,49 TL	104%	3,04 TL
TTS	1,27 TL	41%	1,80 TL	72%	3,10 TL

AYLIK ARPA FİYAT TRENDİ_(TL)



AYLIK ARPA İŞLEM MİKTARI (TON)



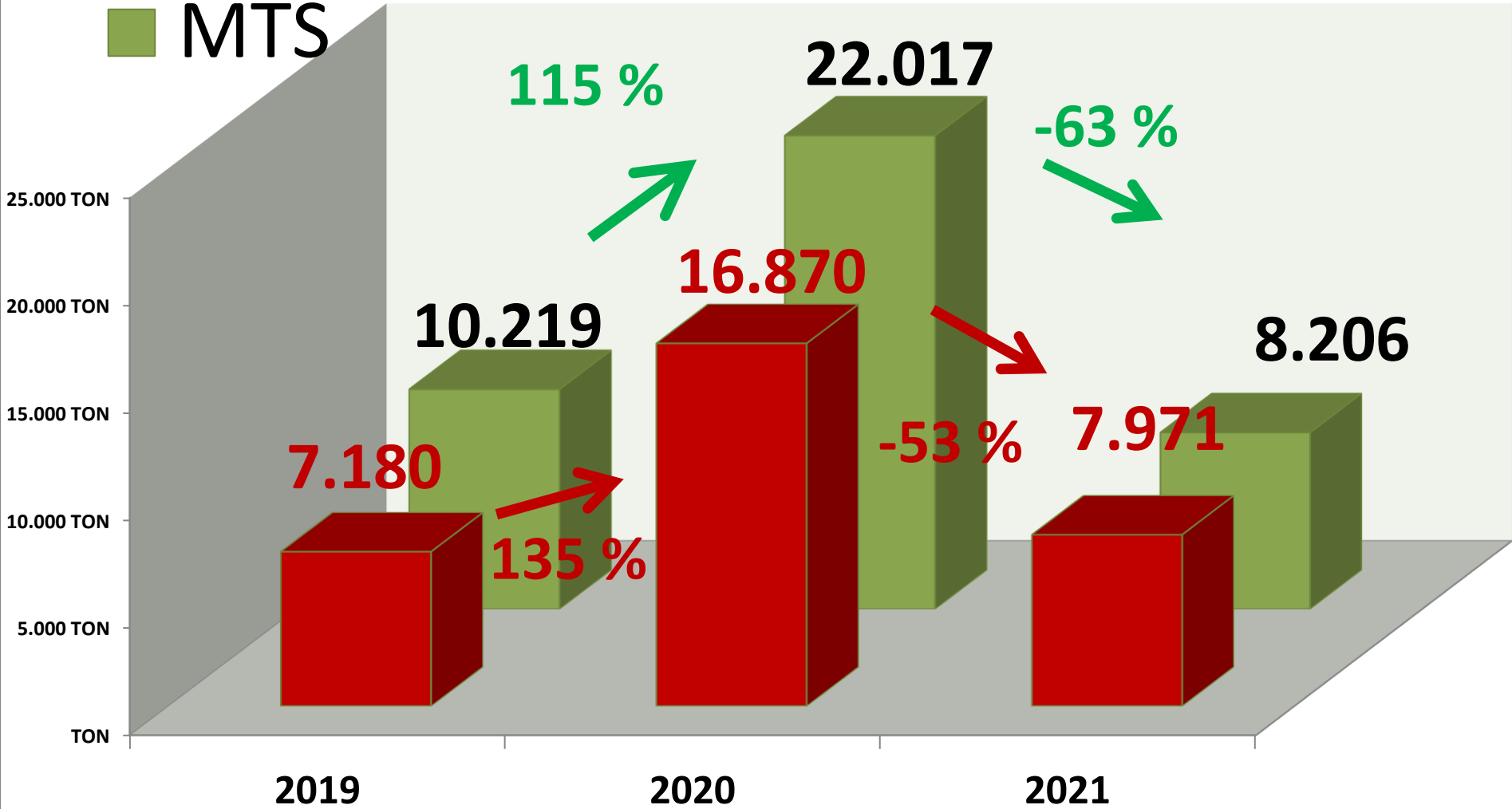


AYLIK ARPA MTS İŞLEM MİKTARI ORANLARI

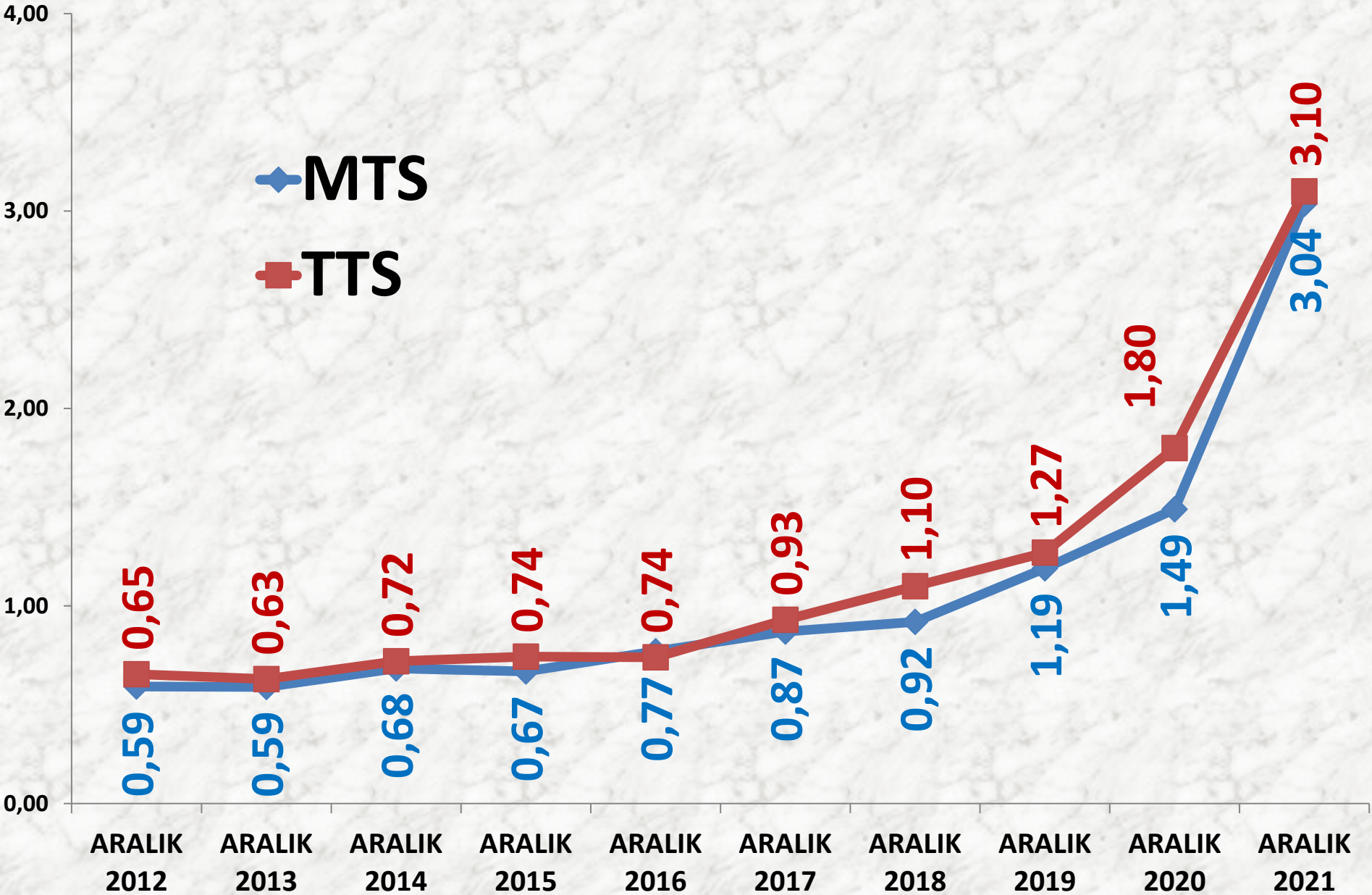
TTS

YILLIK ARPA İŞLEM MİKTARI (TON)

MTS



ARALIK AYLARI ARPA FİYAT TRENDİ (TL)



BUĞDAY

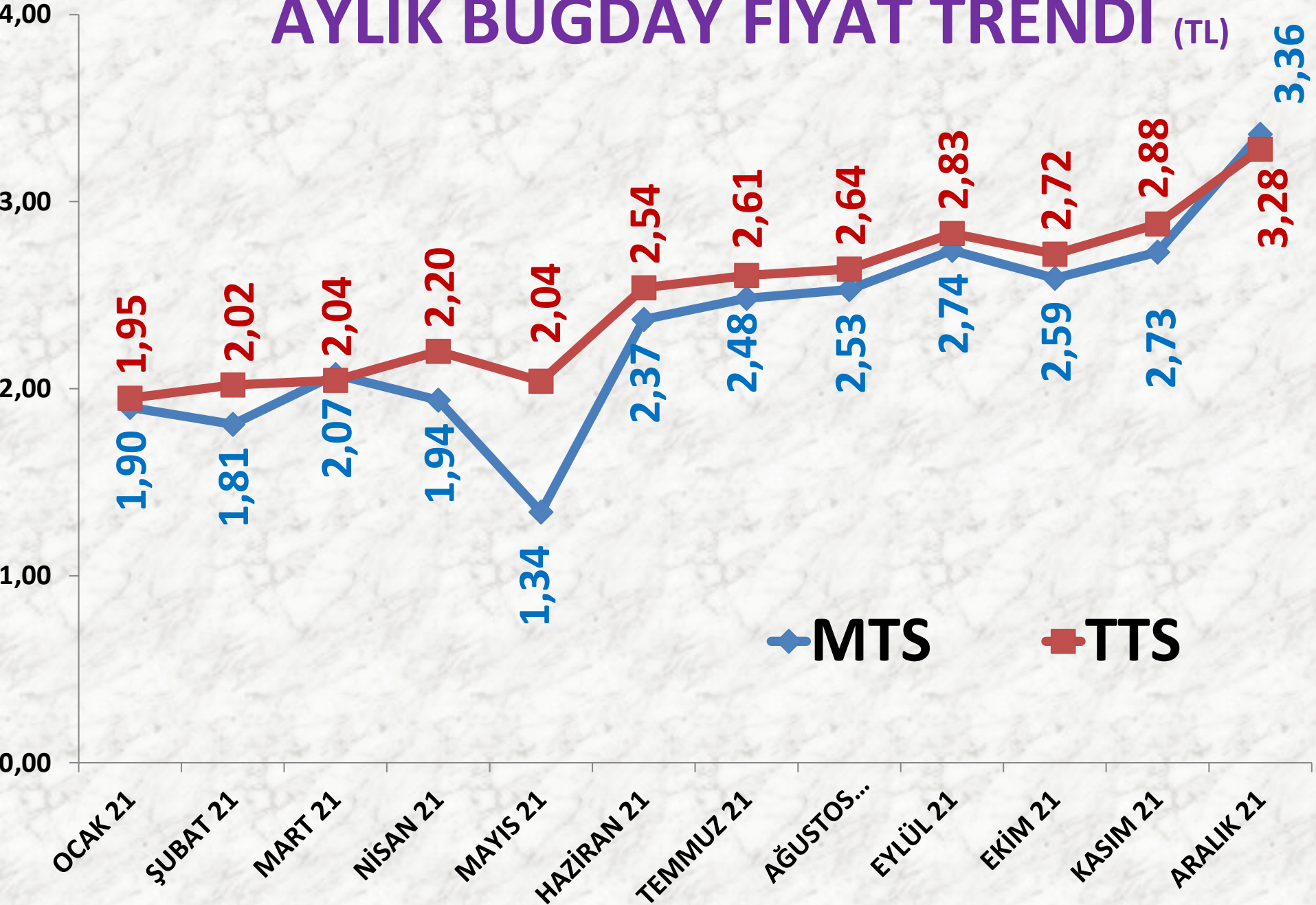
İŞLEM MİKTARI (TON)	2019 ARALIK	2020 ARALIK		2021 ARALIK	
<i>MTS</i>	1.569 TON	54%	2.420 TON	-56%	1.058 TON
<i>TTS</i>	246 TON	105%	504 TON	963%	5.358 TON

EN AZ FİYAT	2019 ARALIK	2020 ARALIK		2021 ARALIK	
MTS	1,00 TL	30%	1,30 TL	69%	2,20 TL
TTS	1,18 TL	31%	1,55 TL	65%	2,56 TL

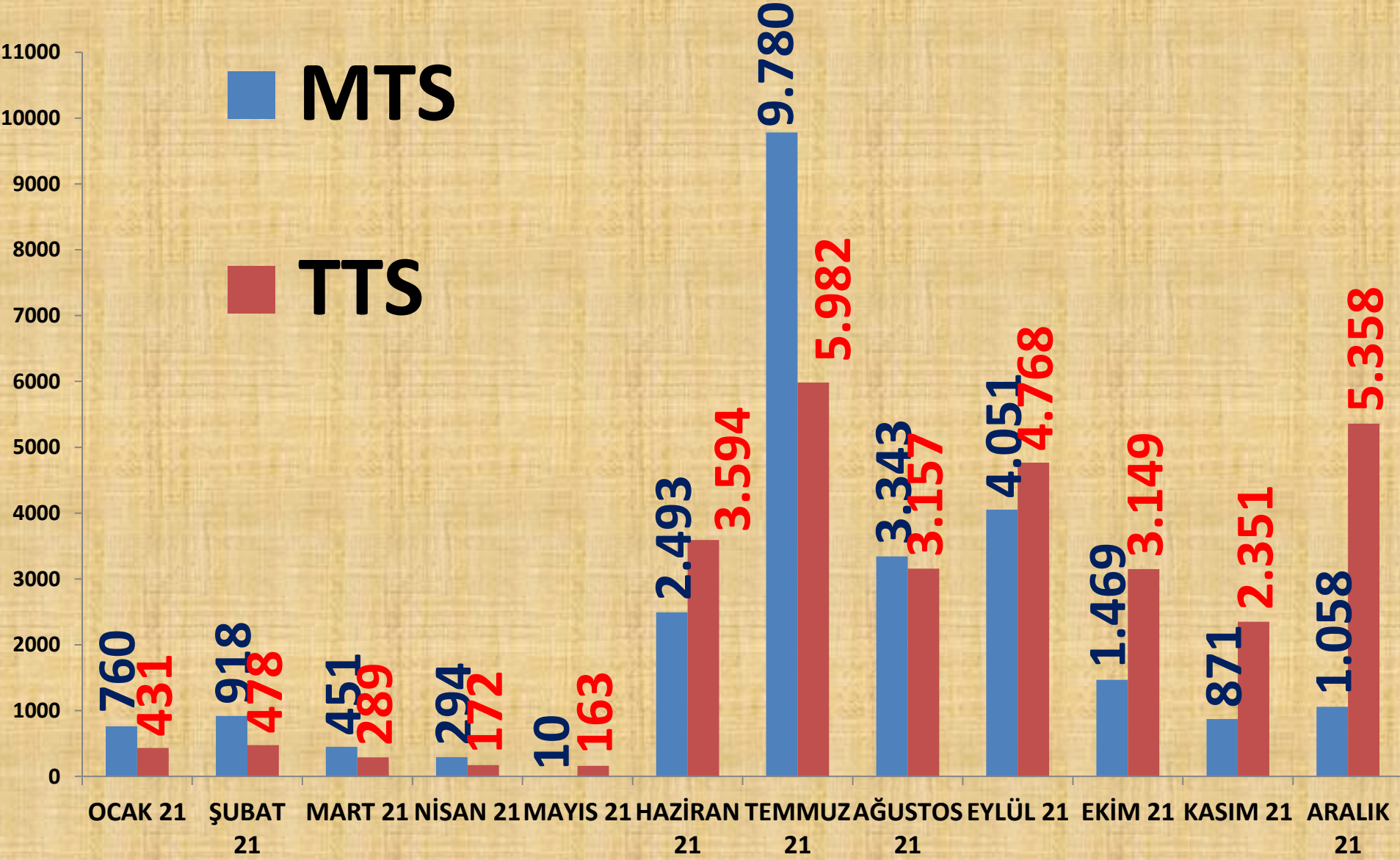
EN ÇOK FİYAT	2019 ARALIK	2020 ARALIK		2021 ARALIK	
MTS	1,80 TL	33%	2,40 TL	108%	5,00 TL
TTS	1,67 TL	50%	2,50 TL	110%	5,25 TL

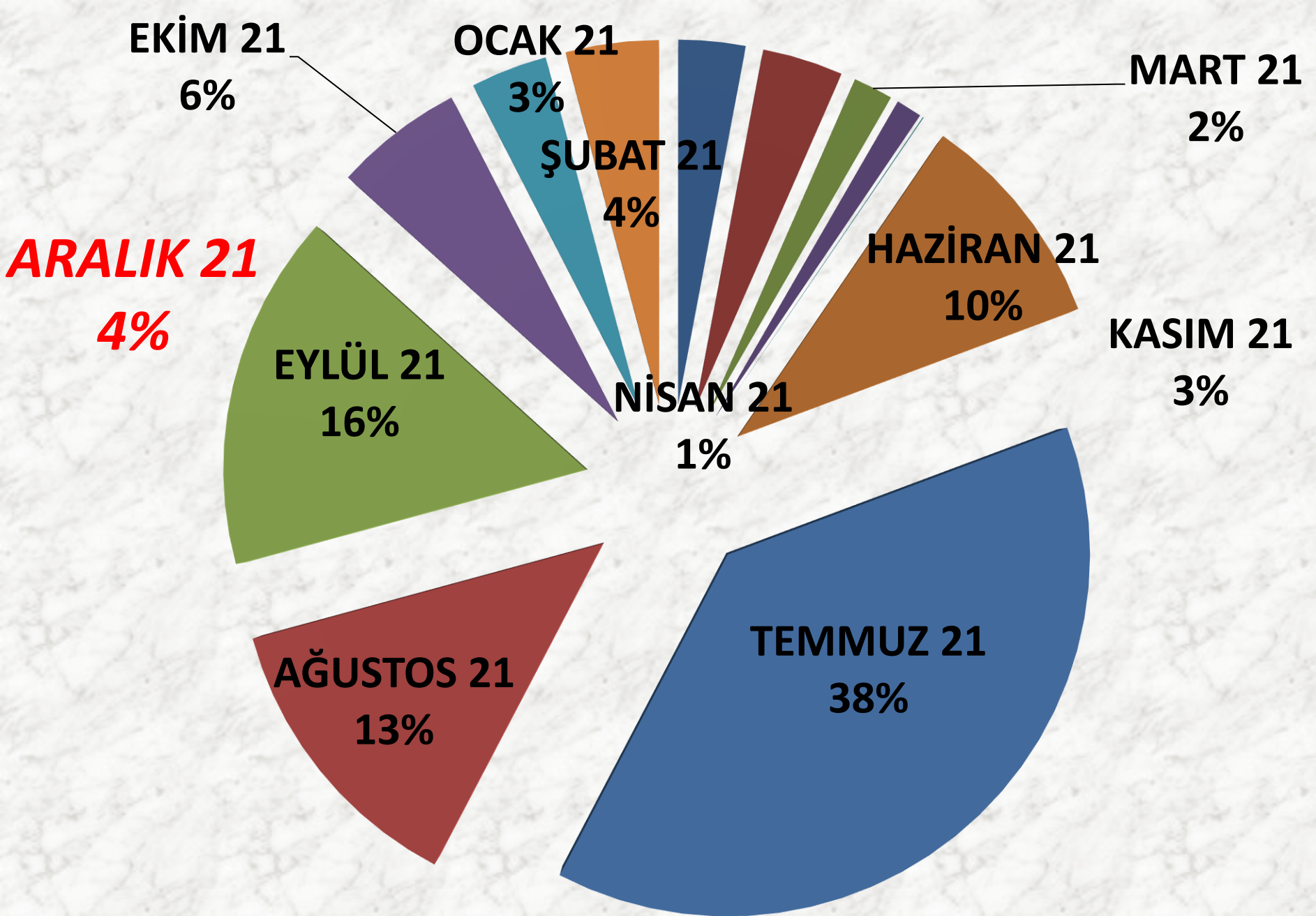
ORT. FİYAT	2019 ARALIK	2020 ARALIK		2021 ARALIK	
MTS	1,34 TL	35%	1,82 TL	85%	3,36 TL
TTS	1,46 TL	48%	2,15 TL	53%	3,28 TL

AYLIK BUĞDAY FİYAT TRENDİ (TL)



AYLIK BUĞDAY İŞLEM MİKTARI (TON)



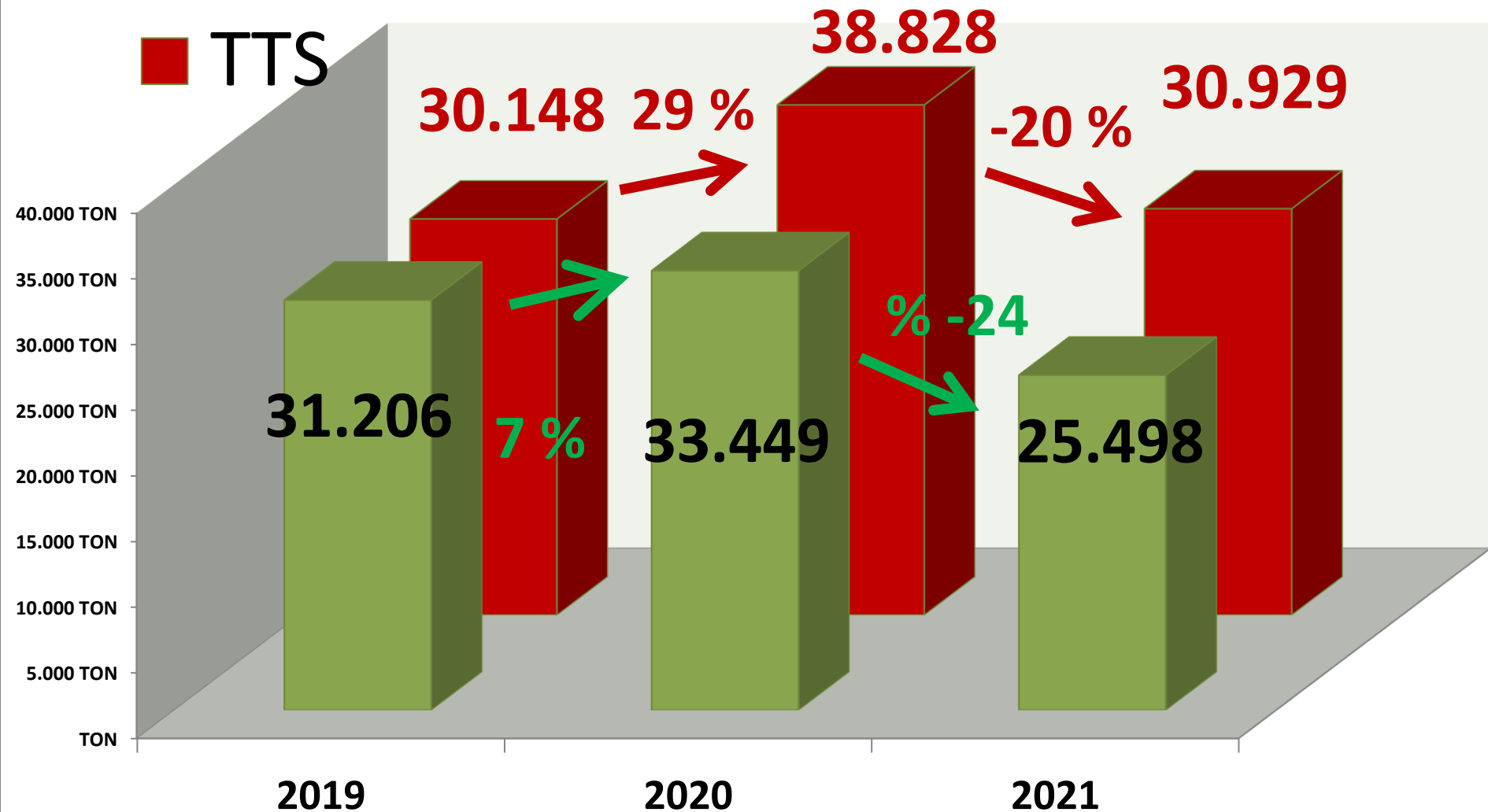


AYLIK BUĞDAY MTS İŞLEM MİKTARI ORANLARI

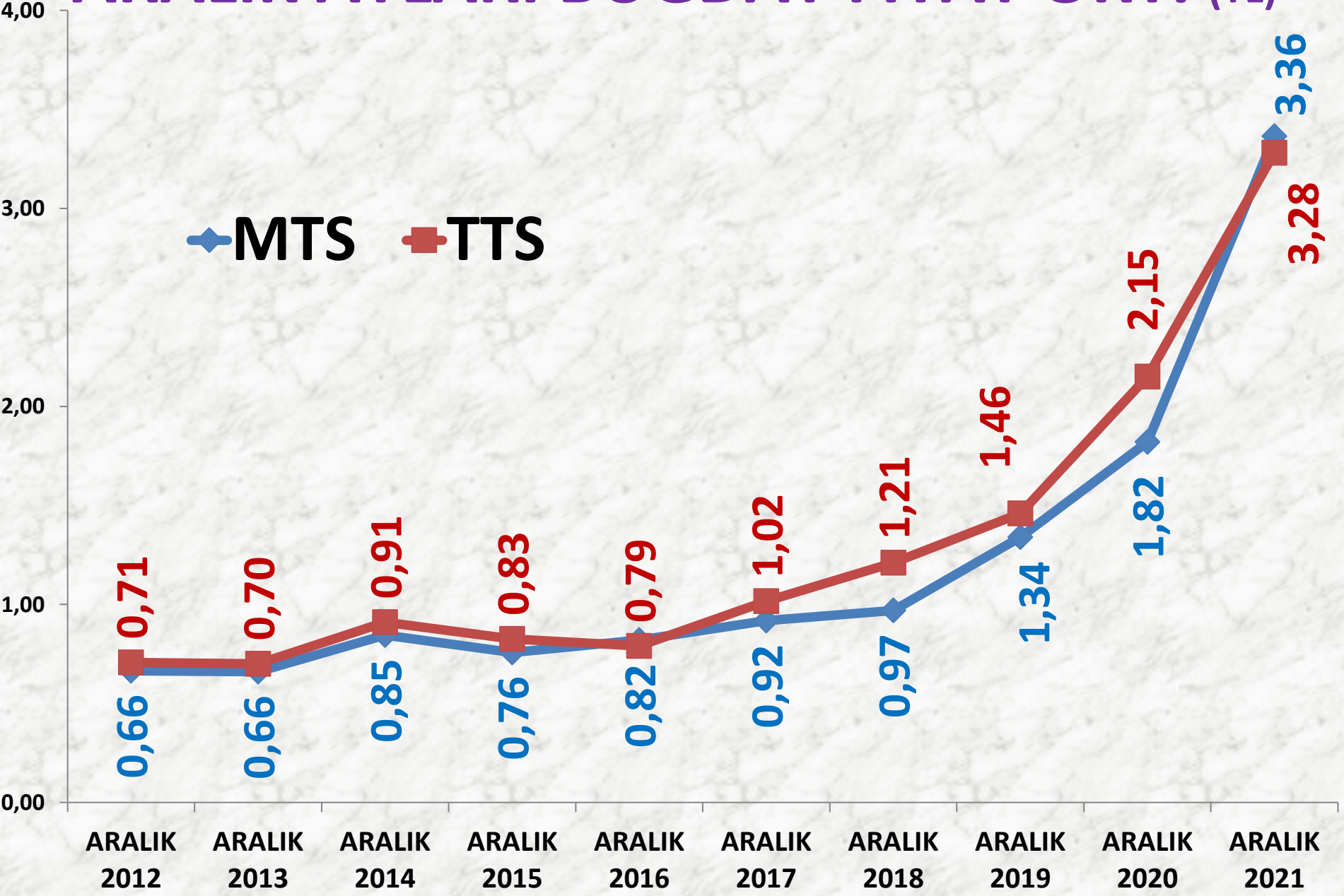
YILLIK BUĞDAY İŞLEM MİKTARI (TON)

■ MTS

■ TTS



ARALIK AYLARI BUĞDAY FİYAT ORT. (TL)



MISIR DANE

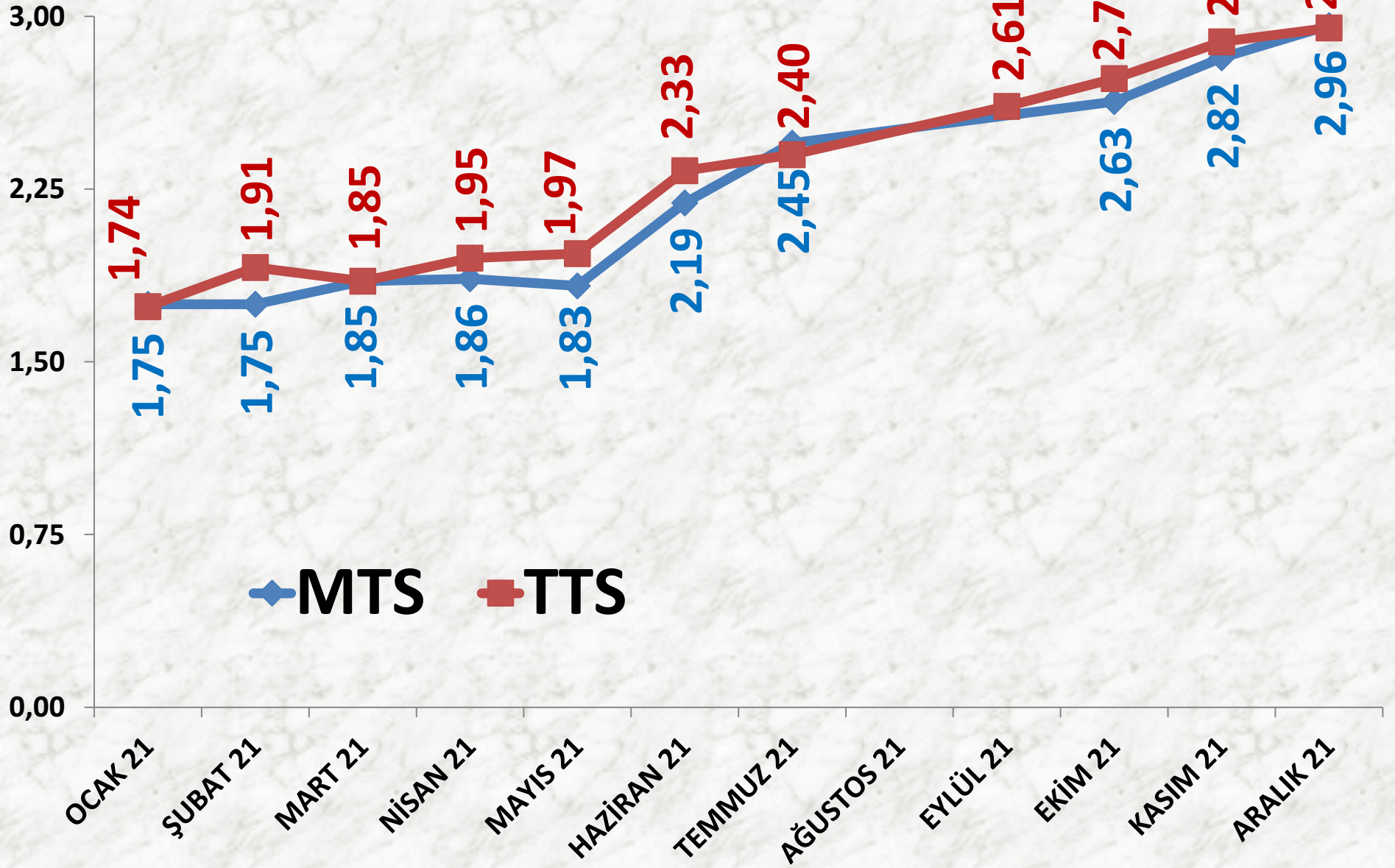
İŞLEM MİKTARI (TON)	2019 ARALIK	2020 ARALIK		2021 ARALIK	
MTS	31.536 TON	-57%	13.634 TON	36%	18.478 TON
TTS	17.919 TON	-57%	7.788 TON	62%	12.655 TON

EN AZ FİYAT	2019 ARALIK	2020 ARALIK		2021 ARALIK	
MTS	0,93 TL	34%	1,25 TL	60%	2,00 TL
TTS	0,97 TL	49%	1,45 TL	52%	2,20 TL

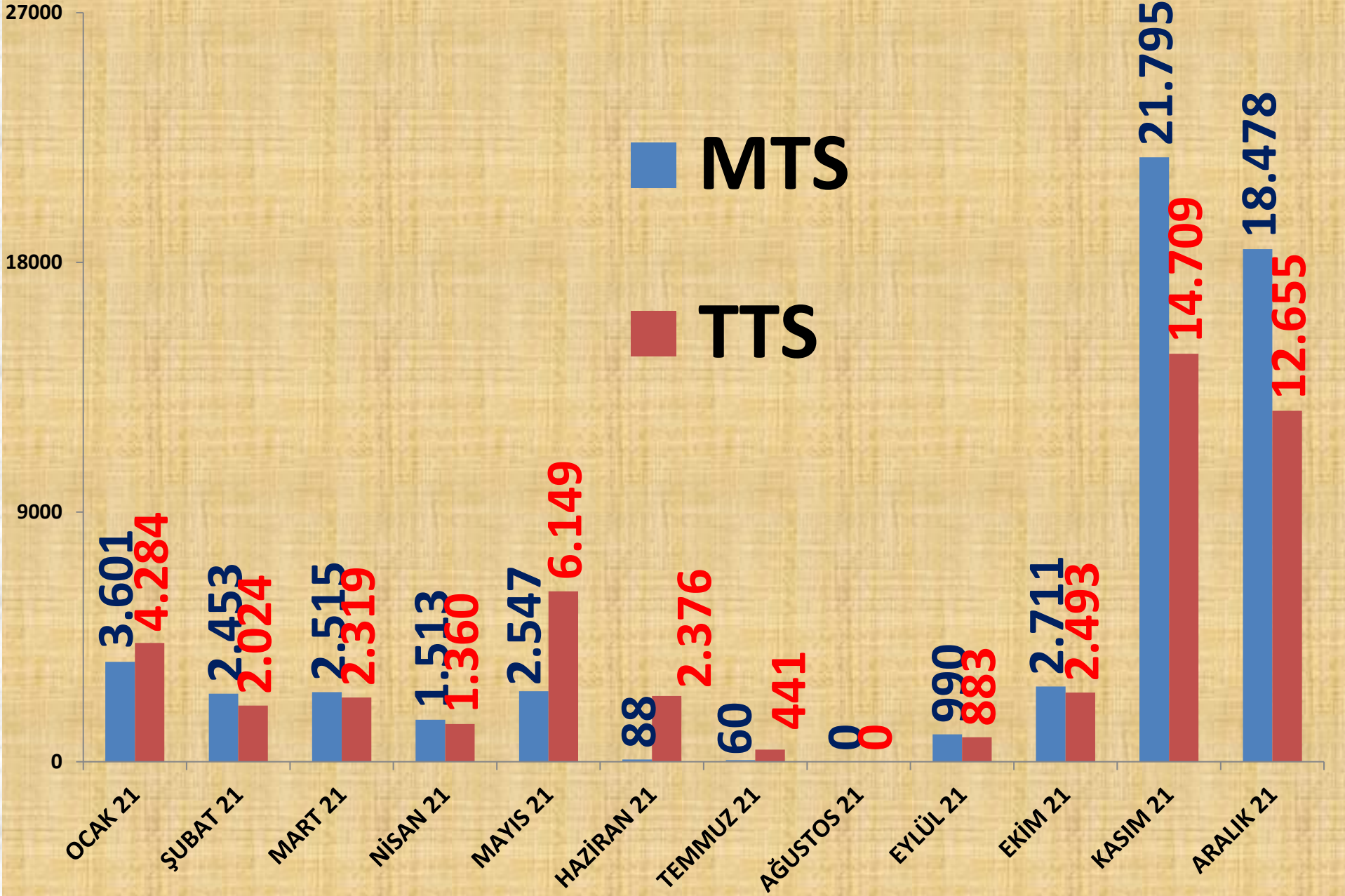
EN ÇOK FİYAT	2019 ARALIK	2020 ARALIK		2021 ARALIK	
MTS	1,30 TL	66%	2,16 TL	85%	3,99 TL
TTS	1,30 TL	54%	2,00 TL	110%	4,20 TL

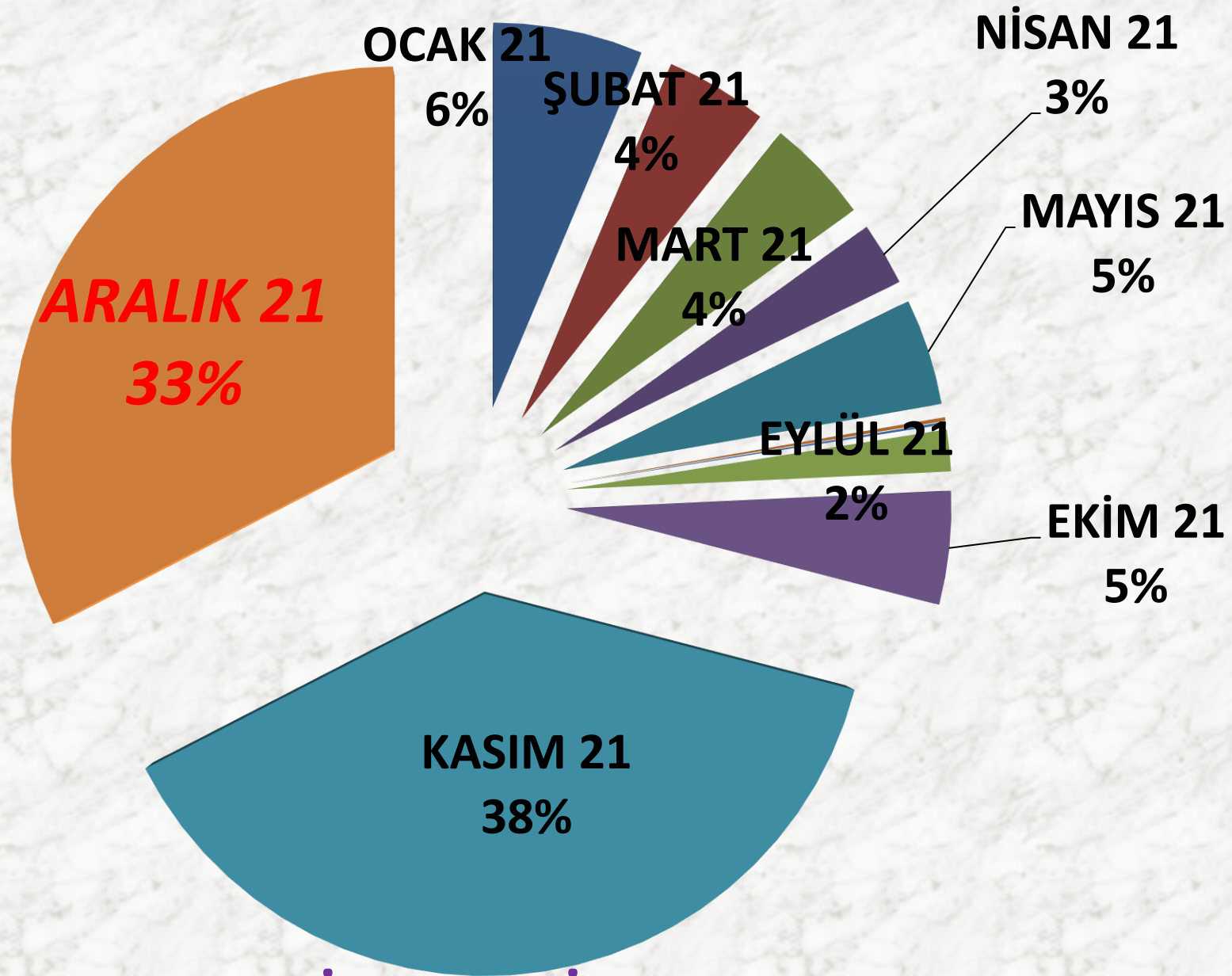
ORT. FİYAT	2019 ARALIK	2020 ARALIK		2021 ARALIK	
MTS	1,08 TL	61%	1,73 TL	71%	2,96 TL
TTS	1,10 TL	68%	1,85 TL	59%	2,95 TL

AYLIK MISIR DANE FİYAT TRENDİ (TL)



AYLIK MISIR DANE İŞLEM MİKTARI (TON)



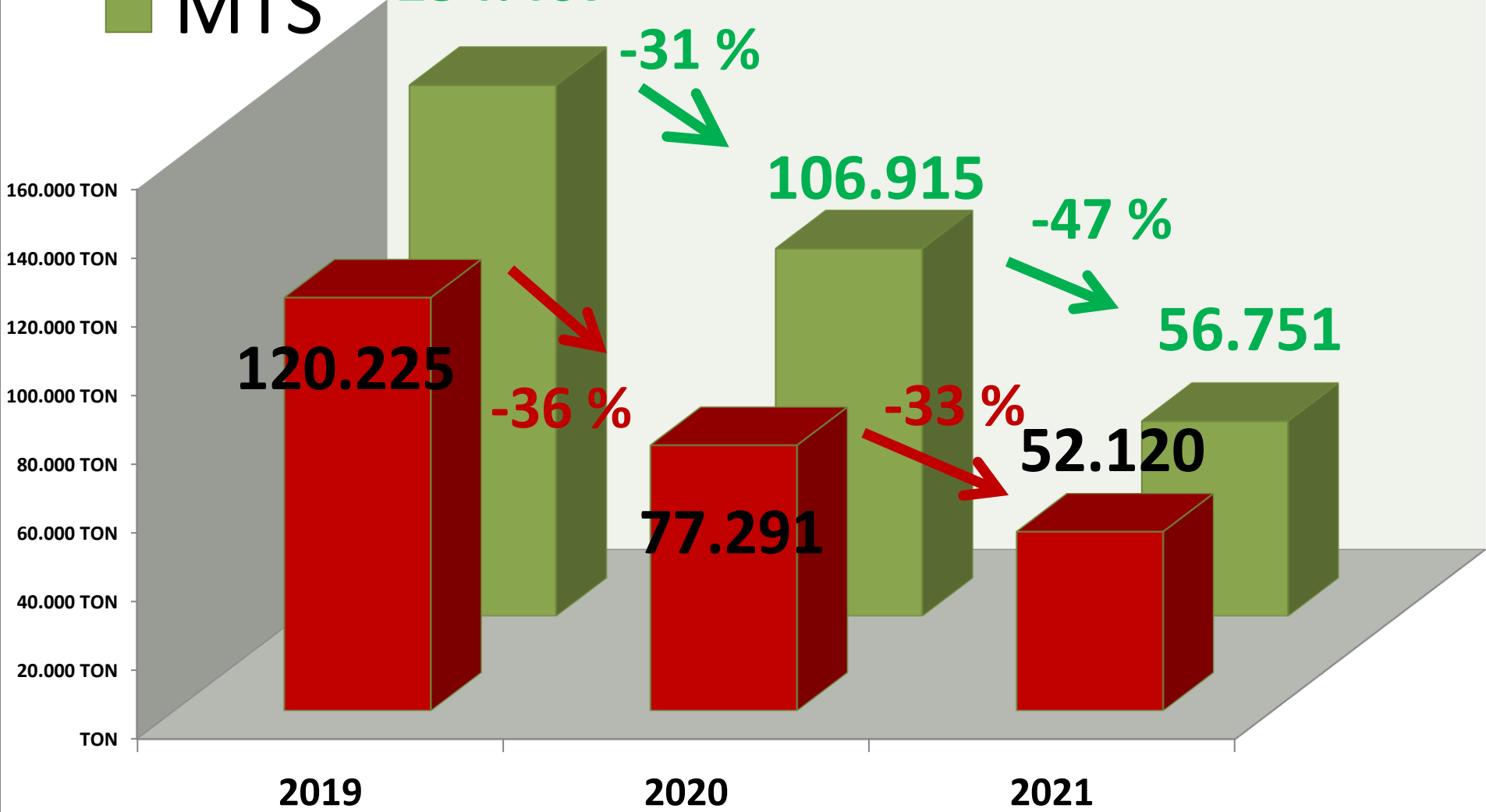


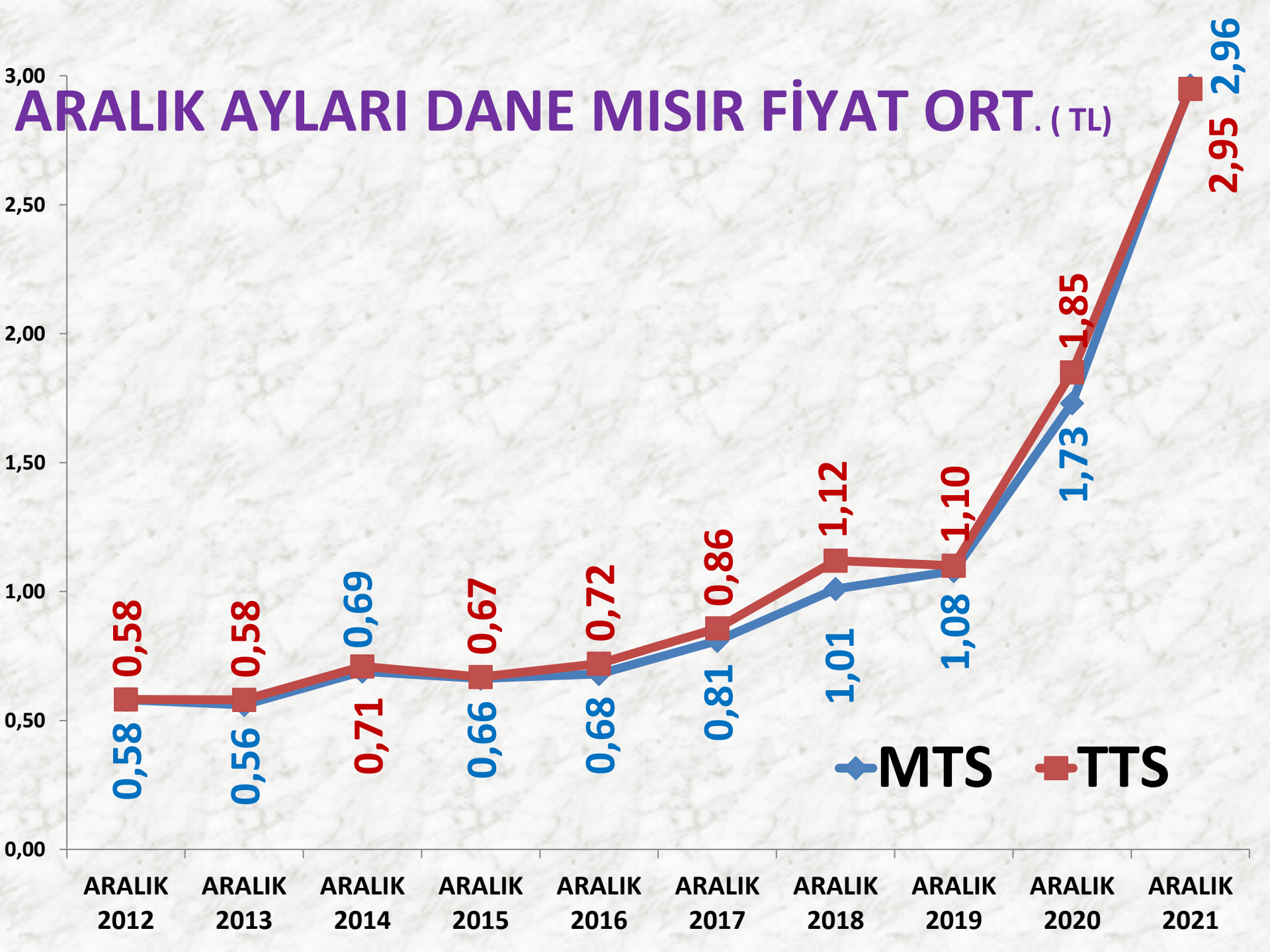
MISIR DANE MTS İŞLEM MİKTARI ORANLARI

TTS YILLIK MISIR DANE İŞLEM MİKTARI (TON)

■ TTS

■ MTS





NOHUT

İŞLEM HACMİ (TON)	2019 ARALIK	2020 ARALIK		2021 ARALIK	
MTS	655 TON	5%	687 TON	-36%	438 TON
TTS	520 TON	-12%	459 TON	-35%	299 TON

EN AZ FİYAT	2019 ARALIK	2020 ARALIK		2021 ARALIK	
MTS	3,20 TL	-6%	3,00 TL	171%	8,13 TL
TTS	3,50 TL	-20%	2,80 TL	186%	8,00 TL

EN ÇOK FİYAT	2019 ARALIK	2020 ARALIK		2021 ARALIK	
MTS	8,00 TL	51%	12,08 TL	52%	18,38 TL
TTS	9,25 TL	8%	10,00 TL	65%	16,50 TL

ORT. FİYAT	2019 ARALIK	2020 ARALIK		2021 ARALIK	
MTS	4,68 TL	63%	7,64 TL	94%	14,84 TL
TTS	3,71 TL	58%	5,87 TL	87%	10,95 TL

NOHUT DOĞAL

İŞLEM HACMİ (TON)	2019 ARALIK	2020 ARALIK		2021 ARALIK	
MTS	553 TON	-71%	160 TON	0%	161 TON
TTS	368 TON	-54%	170 TON	38%	235 TON

EN AZ FİYAT	2019 ARALIK	2020 ARALIK		2021 ARALIK	
MTS	3,20 TL	-6%	3,00 TL	171%	8,13 TL
TTS	3,50 TL	-20%	2,80 TL	186%	8,00 TL

EN ÇOK FİYAT	2019 ARALIK	2020 ARALIK		2021 ARALIK	
MTS	4,75 TL	5%	5,00 TL	168%	13,38 TL
TTS	4,65 TL	8%	5,00 TL	120%	11,00 TL

ORT. FİYAT	2019 ARALIK	2020 ARALIK		2021 ARALIK	
MTS	4,12 TL	85%	7,64 TL	41%	10,78 TL
TTS	3,99 TL	-2%	3,92 TL	162%	10,28 TL

NOHUT - ELENMİŞ

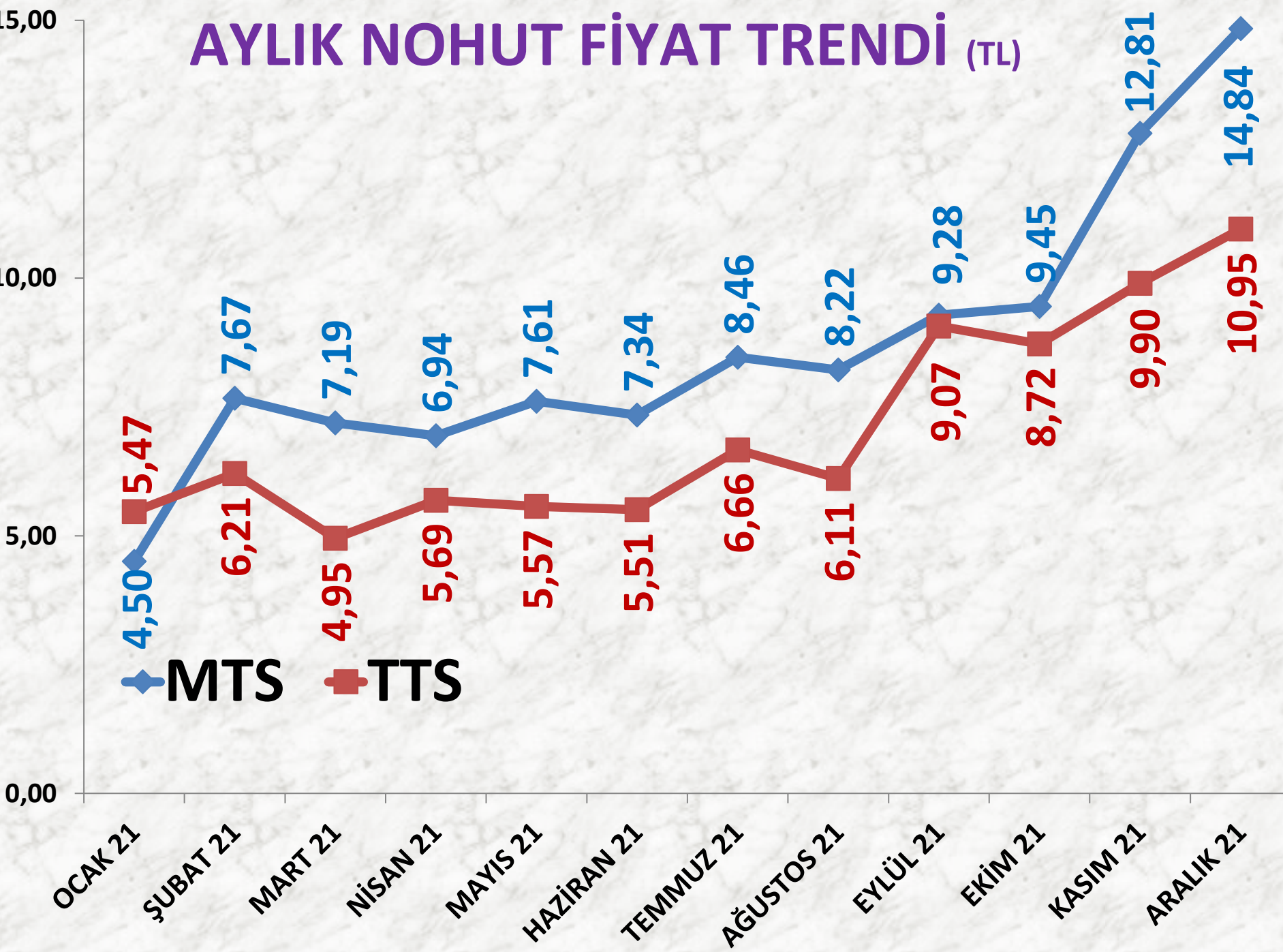
İŞLEM HACMİ (TON)	2019 ARALIK	2020 ARALIK		2021 ARALIK	
MTS	101 TON	420%	527 TON	-47%	277 TON
TTS	31 TON	833%	289 TON	-83%	48 TON

EN AZ FİYAT	2019 ARALIK	2020 ARALIK		2021 ARALIK	
MTS	5,10 TL	-2%	5,00 TL	200%	15,00 TL
TTS	5,46 TL	1%	5,50 TL	184%	15,60 TL

EN ÇOK FİYAT	2019 ARALIK	2020 ARALIK		2021 ARALIK	
MTS	8,00 TL	51%	12,08 TL	52%	18,37 TL
TTS	9,25 TL	8%	10,00 TL	65%	16,50 TL

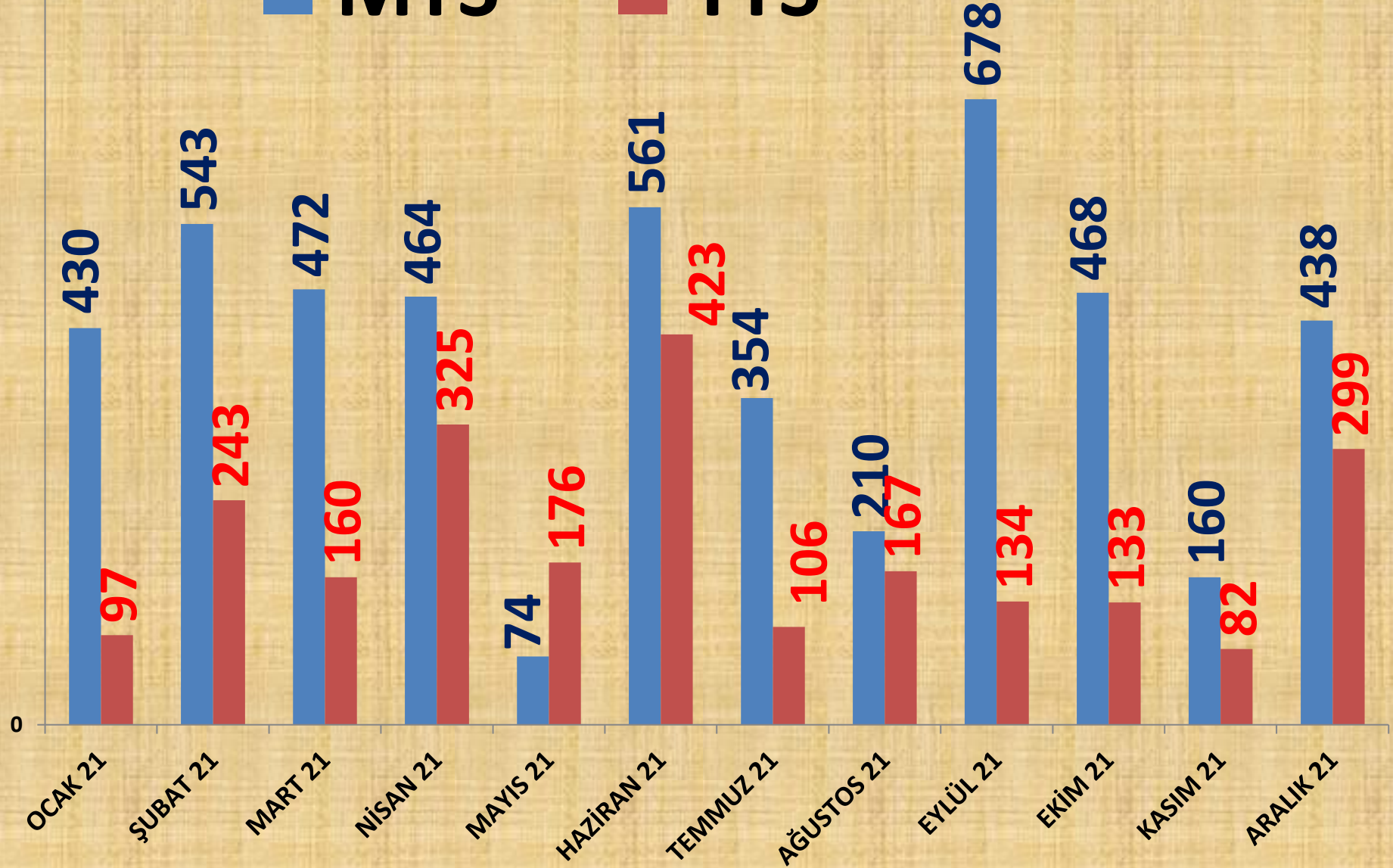
ORT. FİYAT	2019 ARALIK	2020 ARALIK		2021 ARALIK	
MTS	7,76 TL	12%	8,67 TL	98%	17,21 TL
TTS	7,06 TL	-1%	7,01 TL	129%	16,08 TL

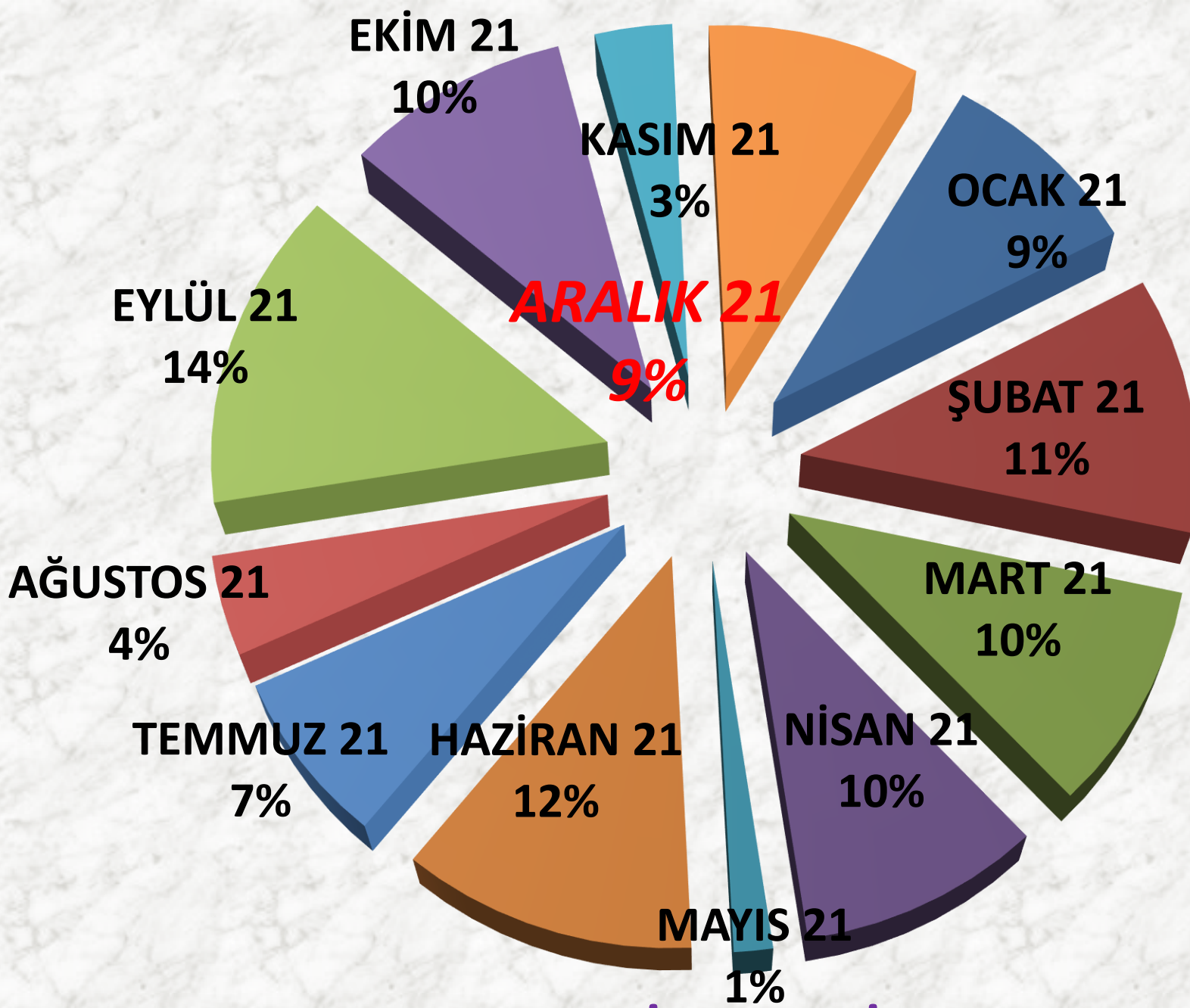
AYLIK NOHUT FİYAT TRENDİ (TL)



AYLIK NOHUT İŞLEM MİKTARI (TON)

■ MTS ■ TTS



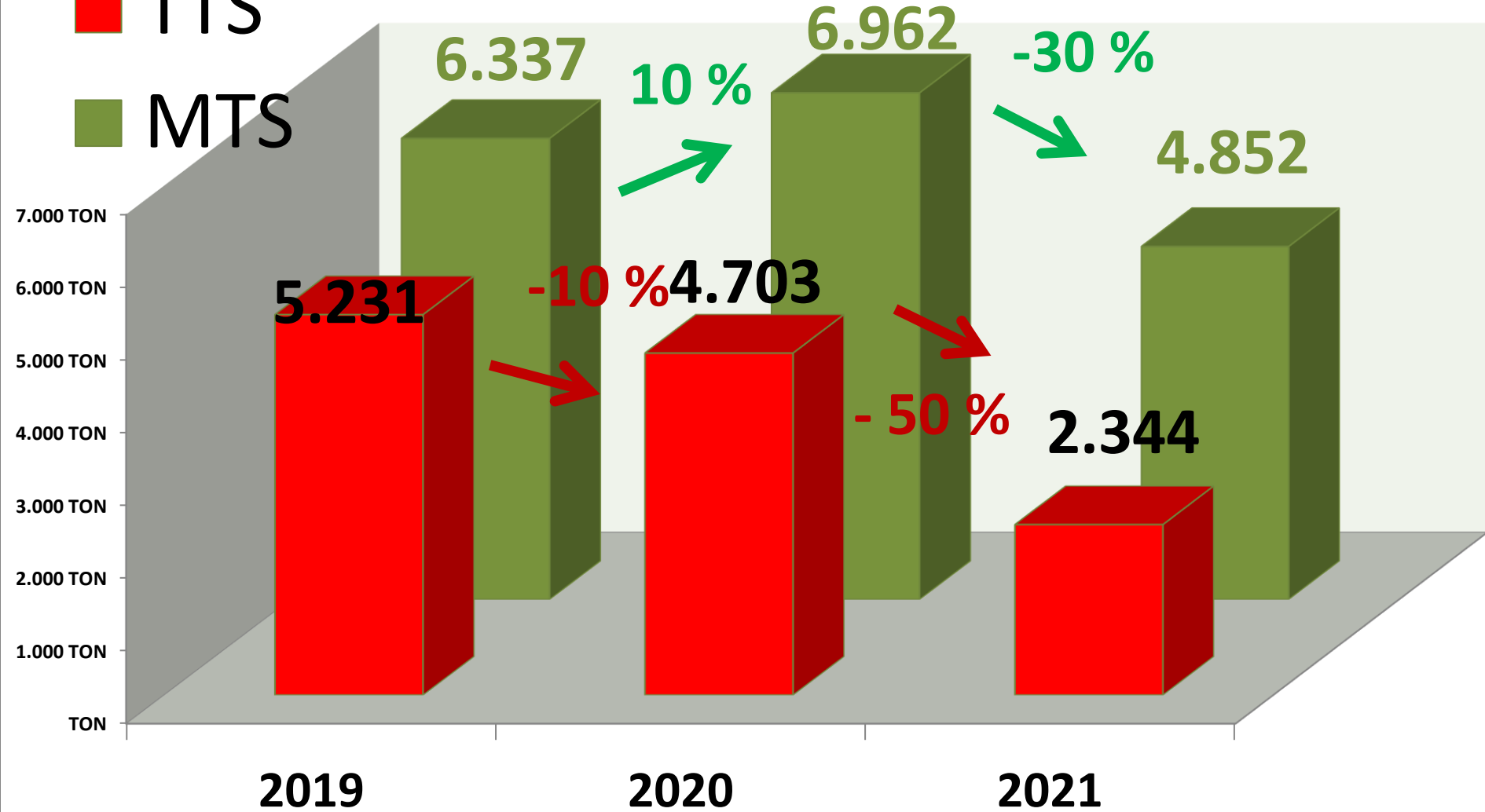


AYLIK NOHUT MTS İŞLEM MİKTARI ORANLARI

YILLIK TOPLAM NOHUT İŞLEM MİKTARI (TON)

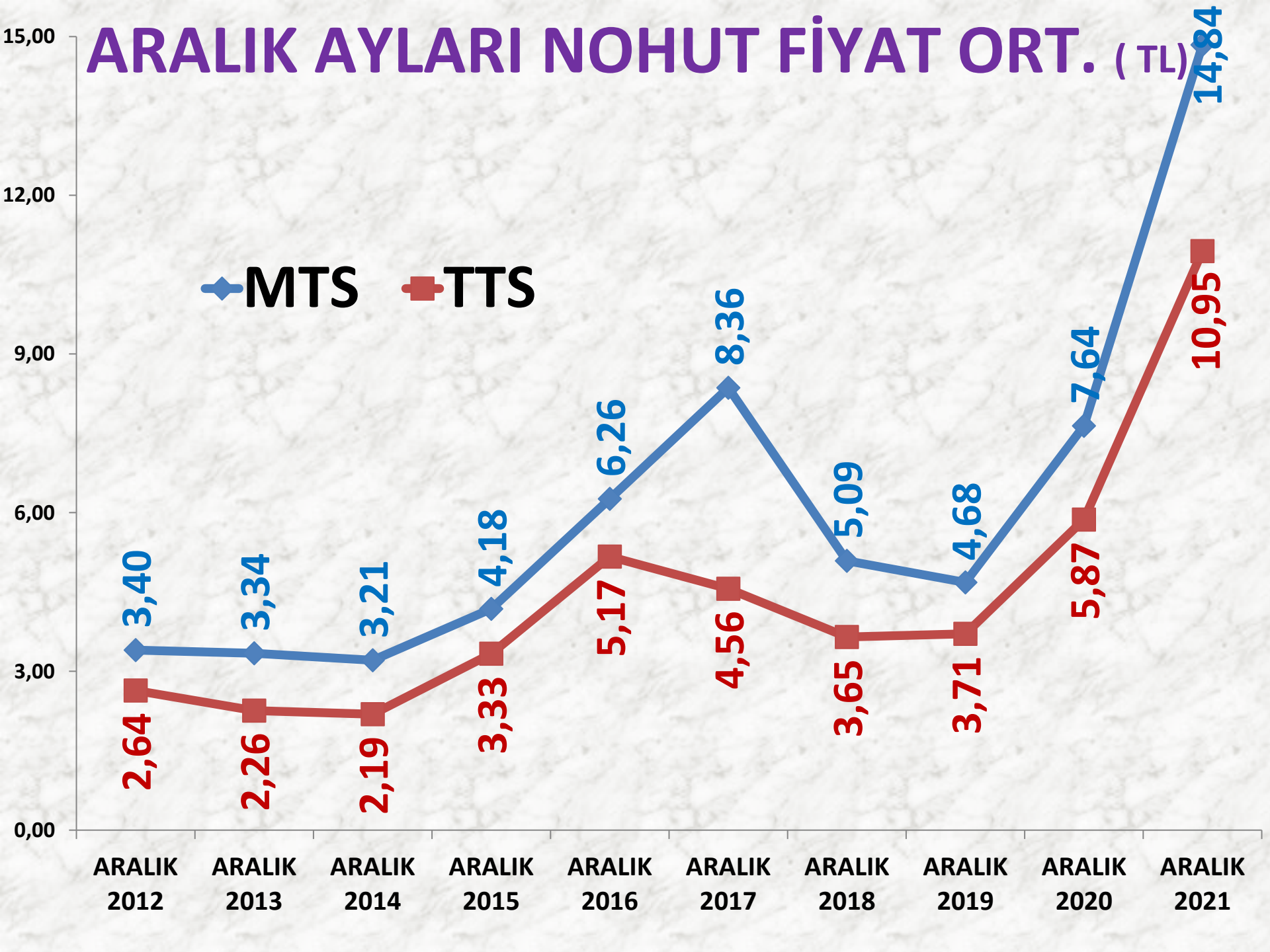
■ TTS

■ MTS



ARALIK AYLARI NOHUT FİYAT ORT. (TL)

◆ MTS ■ TTS



BEYAZ LEBLEBİ

LEBLEBİ BEYAZ 8,50 mm

İŞLEM MİKTARI(TON)	2019 ARALIK	2020 ARALIK		2021 ARALIK	
TTS	12 TON	0%	12 TON	-4 %	12 TON

LEBLEBİ BEYAZ 9 mm

İŞLEM MİKTARI (TON)	2019 ARALIK	2020 ARALIK		2021 ARALIK	
TTS	94 TON	111%	198 TON	-76%	48 TON

BEYAZ LEBLEBİ

LEBLEBİ BEYAZ 9+ 9,50 mm

İŞLEM MİKTARI (TON)	2019 ARALIK	2020 ARALIK		2021 ARALIK	
TTS	494 TON	-76%	119 TON	-37%	75 TON

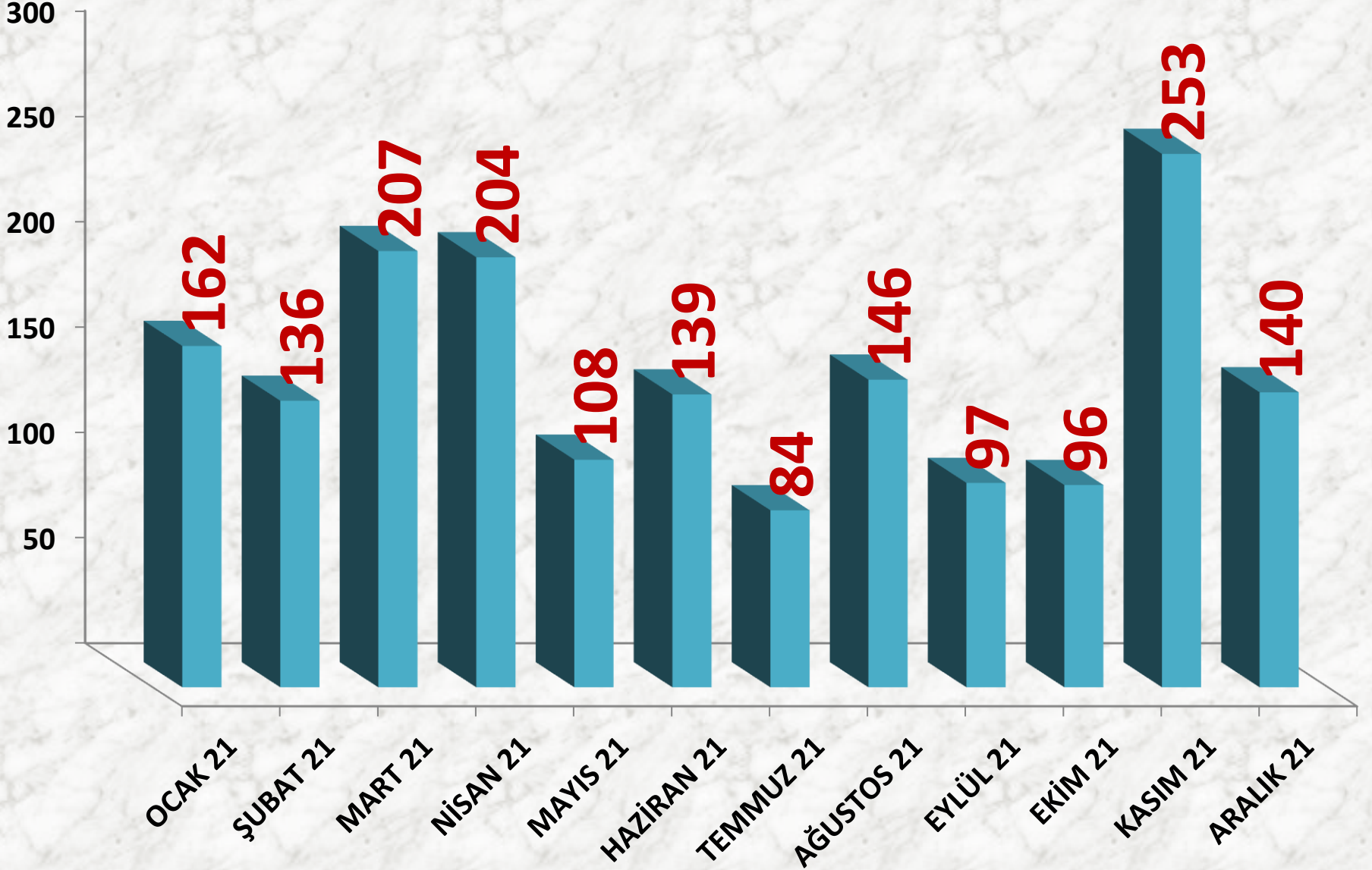
LEBLEBİ BEYAZ Elenti

İŞLEM MİKTARI (TON)	2019 ARALIK	2020 ARALIK		2021 ARALIK	
TTS	23 TON	-100%	0	-	5 TON

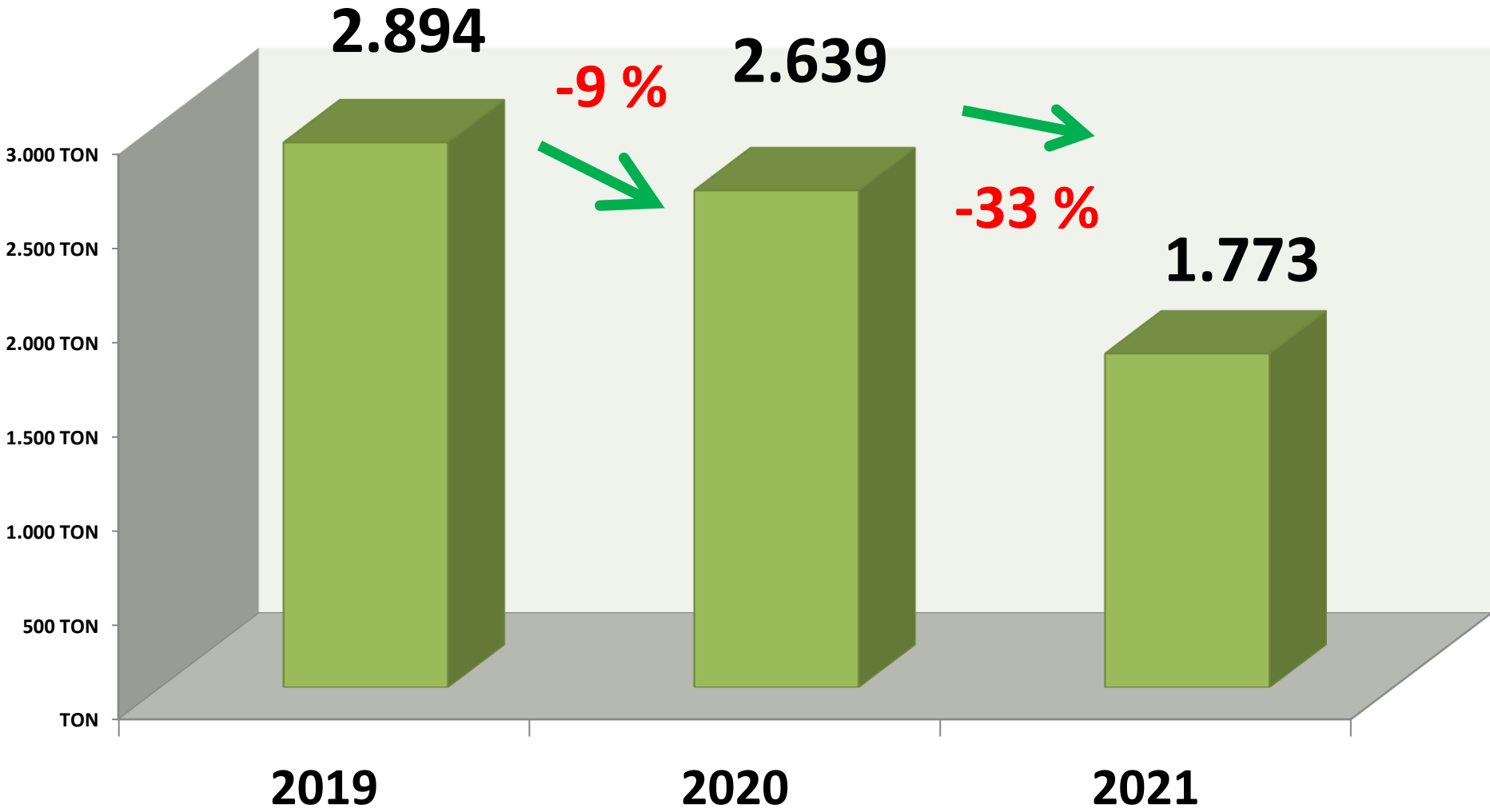
LEBLEBİ BEYAZ TOPLAM

<u>İŞLEM MİKTARI (TON)</u>	<u>2019 ARALIK</u>	<u>2020 ARALIK</u>		<u>2021 ARALIK</u>	
<u>TTS</u>	<u>623 TON</u>	<u>-47%</u>	<u>329 TON</u>	<u>-58%</u>	<u>140 TON</u>

Leblebi Beyaz İşlem Miktarı (Ton)



YILLIK TOPLAM BEYAZ LEBLEBİ İŞLEM MİKTARI (TON)



LEBLEBİ BEYAZ 8,50 mm FİYATLARI

	2019 ARALIK	2020 ARALIK		2021 ARALIK	
EN AZ	7,80 TL	-29%	5,50 TL	116%	11,88 TL
EN ÇOK	8,00 TL	-13%	7,00 TL	114%	15,00 TL
ORTALAMA	7,84 TL	-22%	6,10 TL	119%	13,35 TL

LEBLEBİ BEYAZ 9 mm FİYATLARI

	2019 ARALIK	2020 ARALIK		2021 ARALIK	
EN AZ	11,00 TL	0%	11,00 TL	105%	22,52 TL
EN ÇOK	16,00 TL	25%	20,00 TL	68%	33,50 TL
ORTALAMA	12,41 TL	18%	14,62 TL	66%	24,33 TL

LEBLEBİ BEYAZ 9+ 9,50 mm FİYATLARI

	2019 ARALIK	2020 ARALIK		2021 ARALIK	
EN AZ	8,16 TL	-2%	8,00 TL	94%	15,50 TL
EN ÇOK	11,00 TL	0%	11,00 TL	73%	19,00 TL
ORTALAMA	9,69 TL	-3%	9,43 TL	82%	17,15 TL

LEBLEBİ BEYAZ ELENTİ FİYATLARI

	2019 ARALIK	2020 ARALIK		2021 ARALIK	
ORTALAMA	1,53 TL	-	-	-	3,96 TL

SARI LEBLEBİ

LEBLEBİ SARI 9 mm

İŞLEM MİKTARI (TON)	2019 ARALIK	2020 ARALIK		2021 ARALIK	
TTS	657 TON	-81%	125 TON	-85%	19 TON

LEBLEBİ SARI 9,50 mm

İŞLEM MİKTARI (TON)	2019 ARALIK	2020 ARALIK		2021 ARALIK	
TTS	961 TON	-73%	255 TON	-79%	52 TON

LEBLEBİ SARI 9,75 mm

İŞLEM MİKTARI (TON)	2019 ARALIK	2020 ARALIK		2021 ARALIK	
TTS	201 TON	287%	777 TON	-73%	209 TON

LEBLEBİ SARI 10 mm

İŞLEM MİKTARI (TON)	2019 ARALIK	2020 ARALIK		2021 ARALIK	
TTS	283 TON	79%	506 TON	-8%	466 TON

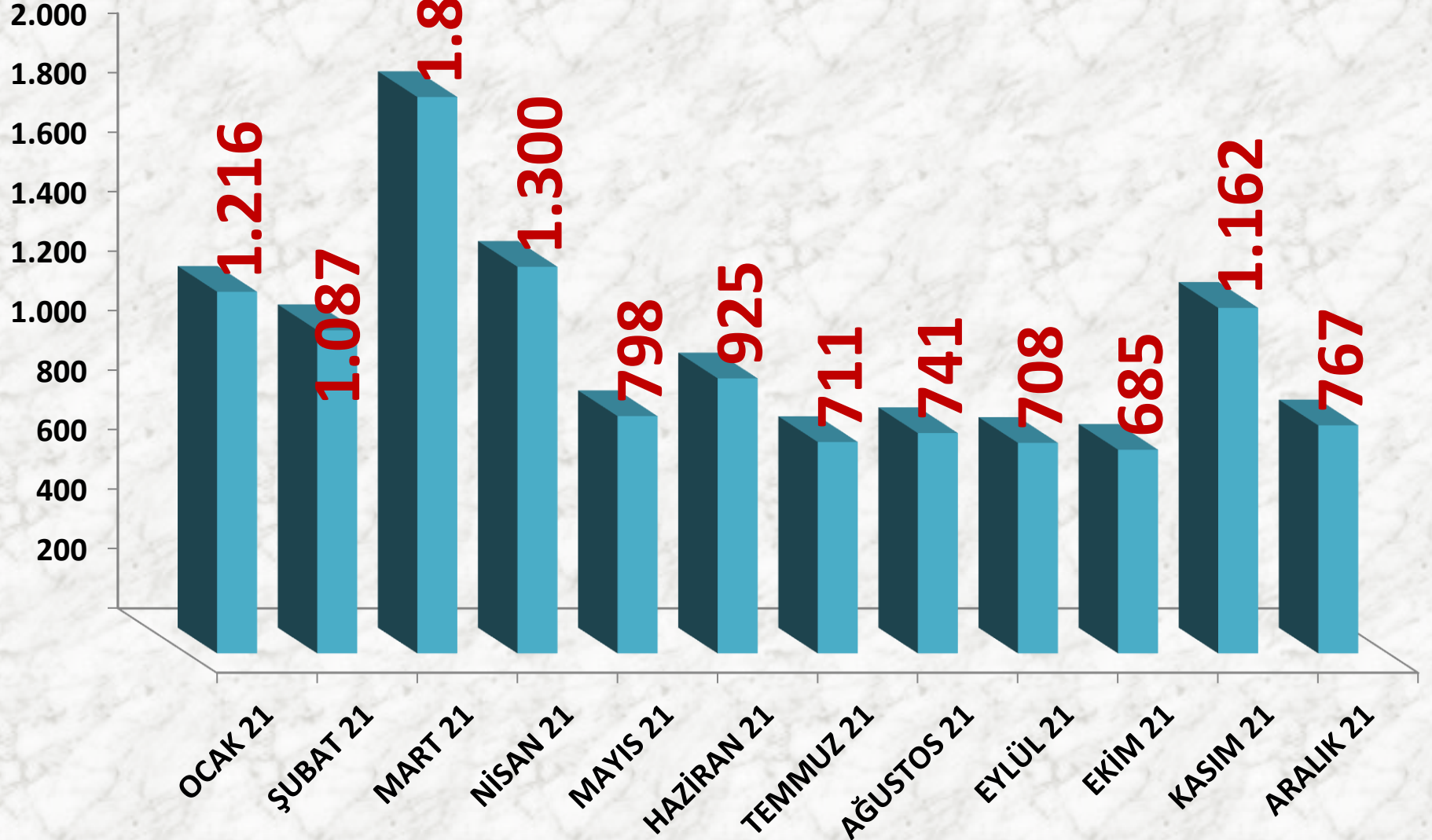
LEBLEBİ SARI Kalburaltı

İŞLEM MİKTARI (TON)	2019 ARALIK	2020 ARALIK		2021 ARALIK	
TTS	25 TON	184%	71 TON	-69%	22 TON

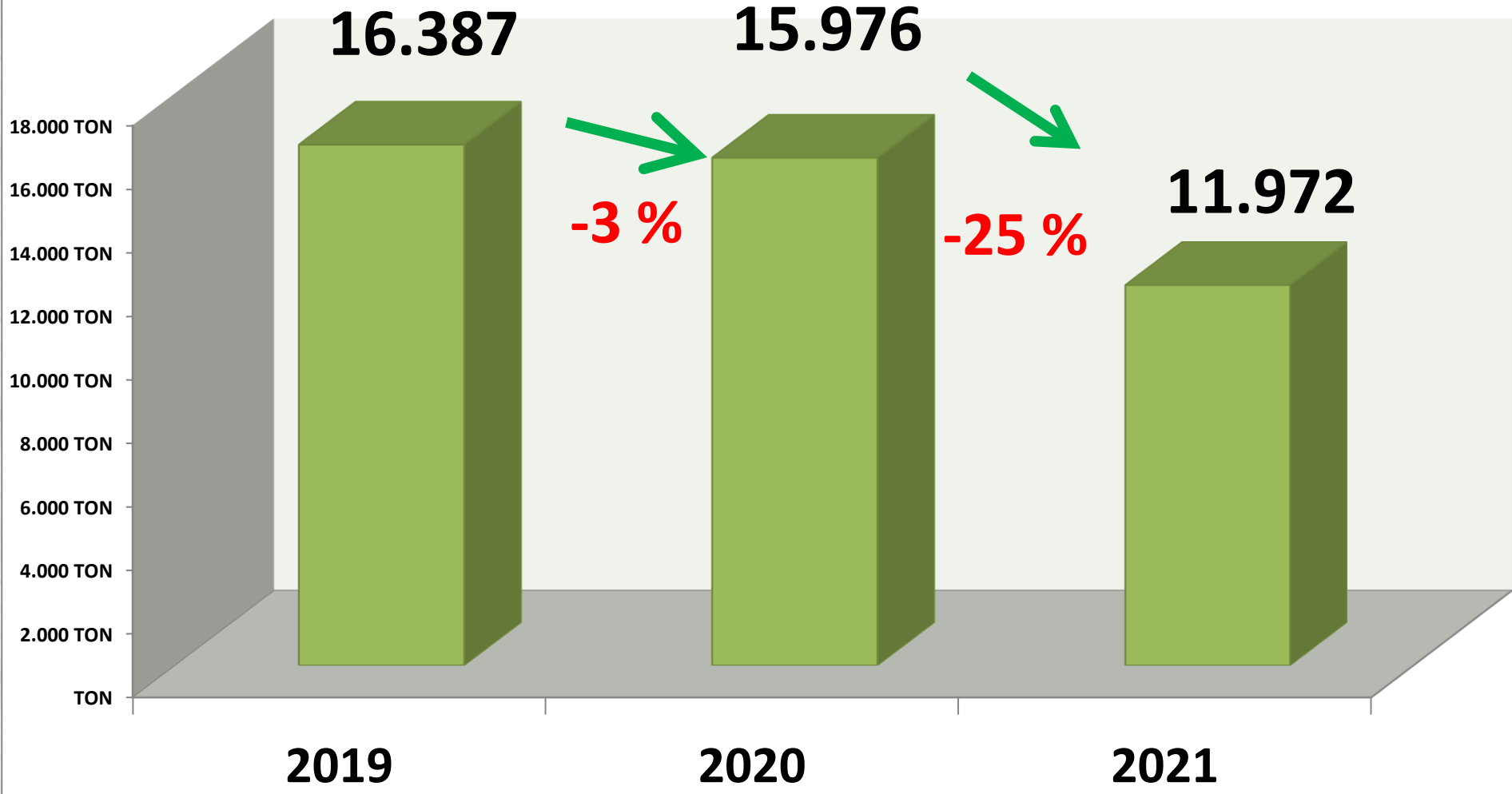
LEBLEBİ SARI TOPLAM

İŞLEM MİKTARI (TON)	<u>2019 ARALIK</u>	<u>2020 ARALIK</u>		<u>2021 ARALIK</u>	
<u>TTS</u>	<u>2.127 TON</u>	-18%	<u>1.734 TON</u>	-56%	<u>767 TON</u>

Leblebi Sarı İşlem Miktarı (Ton)



YILLIK TOPLAM SARI LEBLEBİ İŞLEM MİKTARI (TON)



LEBLEBİ SARI 9 mm FİYATLARI

	2019 ARALIK	2020 ARALIK		2021 ARALIK	
EN AZ	5,25 TL	-5%	5,00 TL	80%	9,00 TL
EN ÇOK	8,00 TL	-13%	7,00 TL	71%	12,00 TL
ORTALAMA	7,09 TL	-4%	6,81 TL	62%	11,02 TL

LEBLEBİ SARI 9,50 mm FİYATLARI

	2019 ARALIK	2020 ARALIK		2021 ARALIK	
EN AZ	8,00 TL	-13%	7,00 TL	86%	13,00 TL
EN ÇOK	10,00 TL	-10%	9,00 TL	67%	15,00 TL
ORTALAMA	8,95 TL	-9%	8,14 TL	79%	14,59 TL

LEBLEBİ SARI 9,75 mm FİYATLARI

	2019 ARALIK	2020 ARALIK		2021 ARALIK	
EN AZ	10,10 TL	-11%	9,00 TL	68%	15,10 TL
EN ÇOK	11,00 TL	0%	11,00 TL	64%	18,00 TL
ORTALAMA	10,48 TL	-4%	10,04 TL	69%	16,92 TL

LEBLEBİ SARI 10 mm FİYATLARI

	2019 ARALIK	2020 ARALIK		2021 ARALIK	
EN AZ	11,00 TL	2%	11,20 TL	66%	18,60 TL
EN ÇOK	14,30 TL	15%	16,50 TL	106%	34,00 TL
ORTALAMA	12,35 TL	5%	12,95 TL	68%	21,70 TL

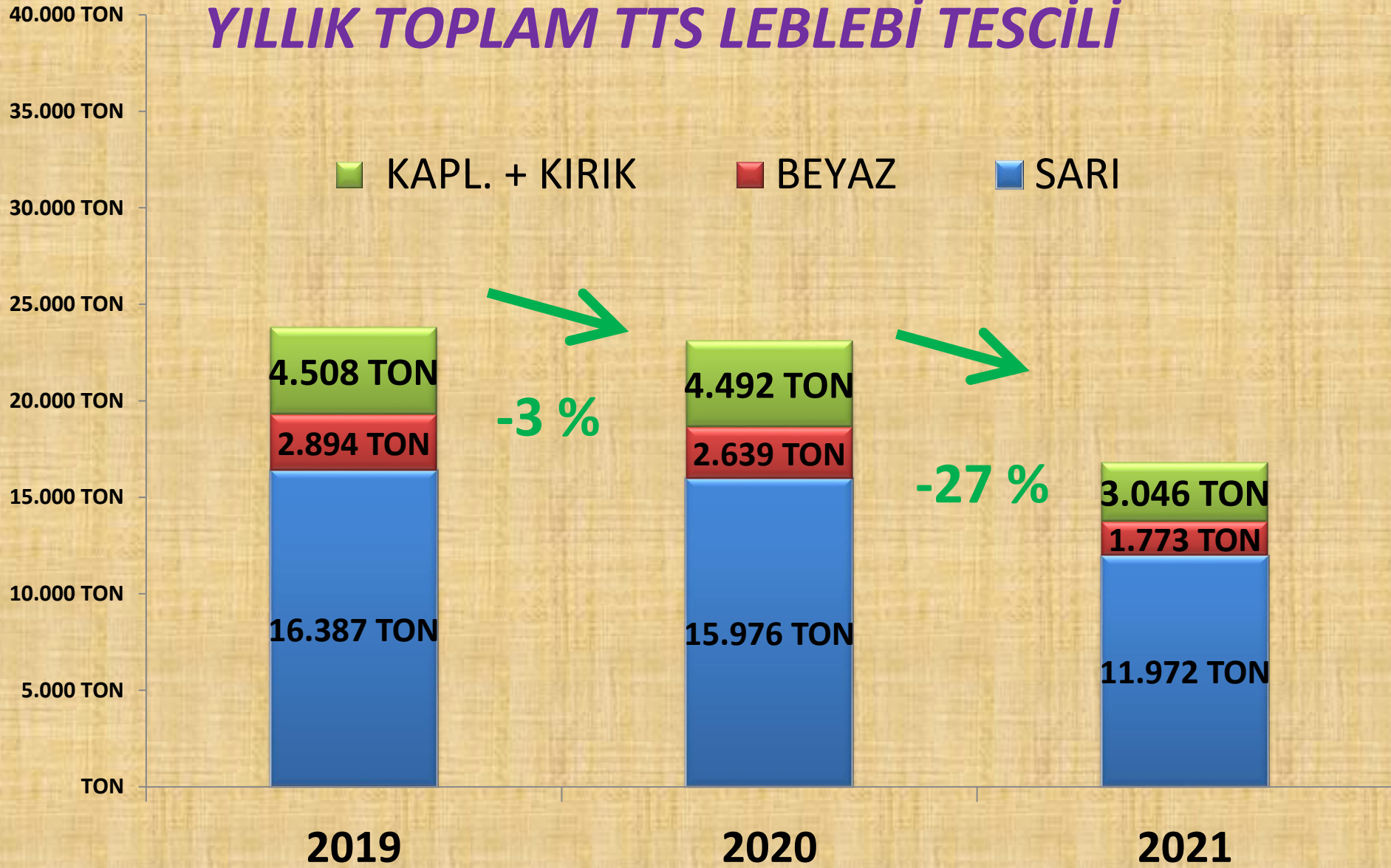
LEBLEBİ SARI Kalburaltı FİYATLARI

	2019 ARALIK	2020 ARALIK		2021 ARALIK	
ORTALAMA	3,92 TL	-15%	3,35 TL	79%	6,00 TL

YILLIK YURTIÇI TOPLAM LEBLEBİ İŞLEM MİKTARI

MİKTAR	2019	2020		2021	
SARI	16.387 TON	-3%	15.976 TON	-25%	11.972 TON
BEYAZ	2.894 TON	-9%	2.639 TON	-33%	1.773 TON
KAPL.+KIRIK	4.508 TON	0%	4.492 TON	-32%	3.046 TON
<u>LEBLEBİ TOPLAM</u>	23.789 TON	-3%	23.107 TON	-27%	16.791 TON

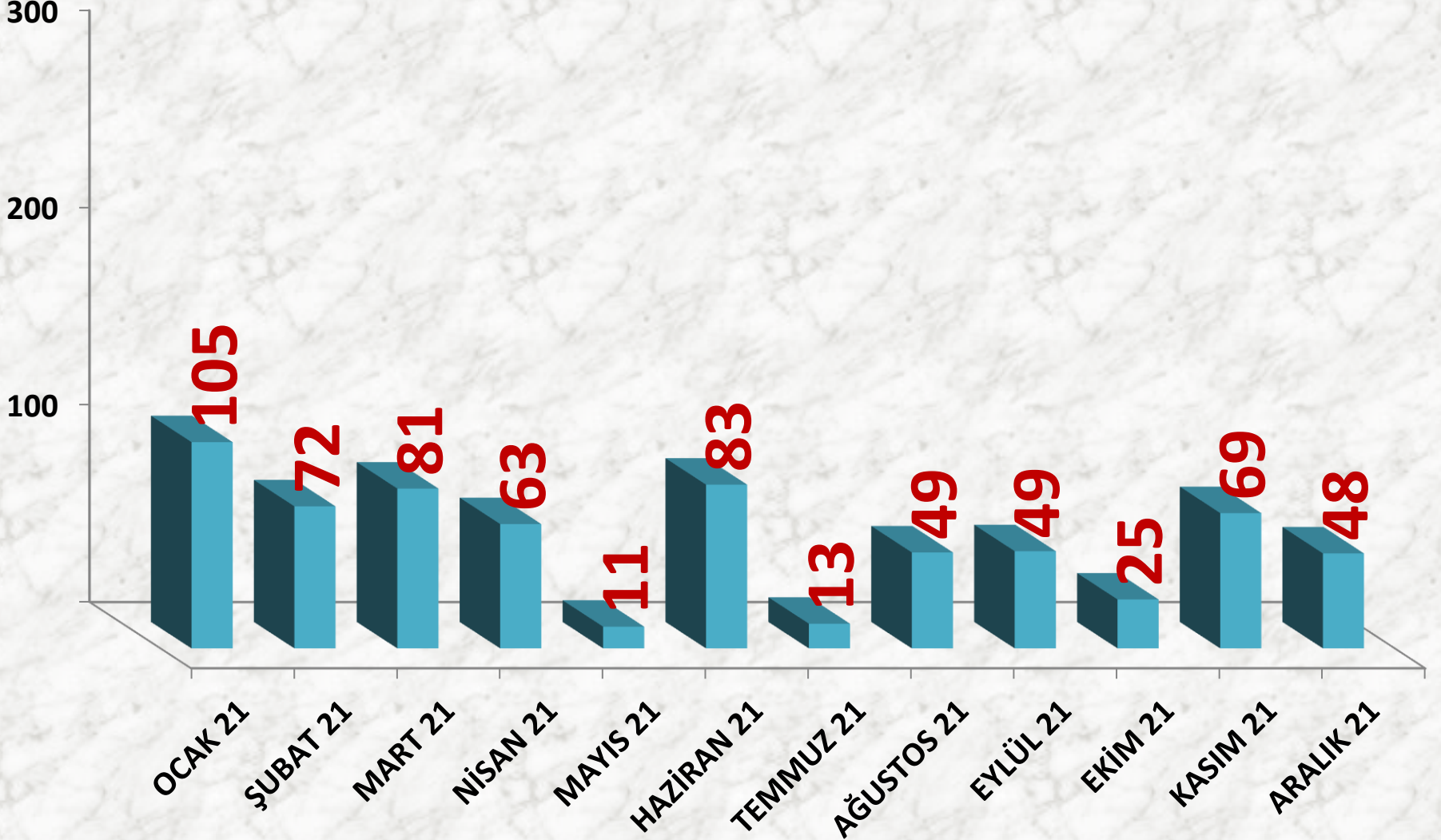
YILLIK TOPLAM TTS LEBLEBİ TESCİLİ

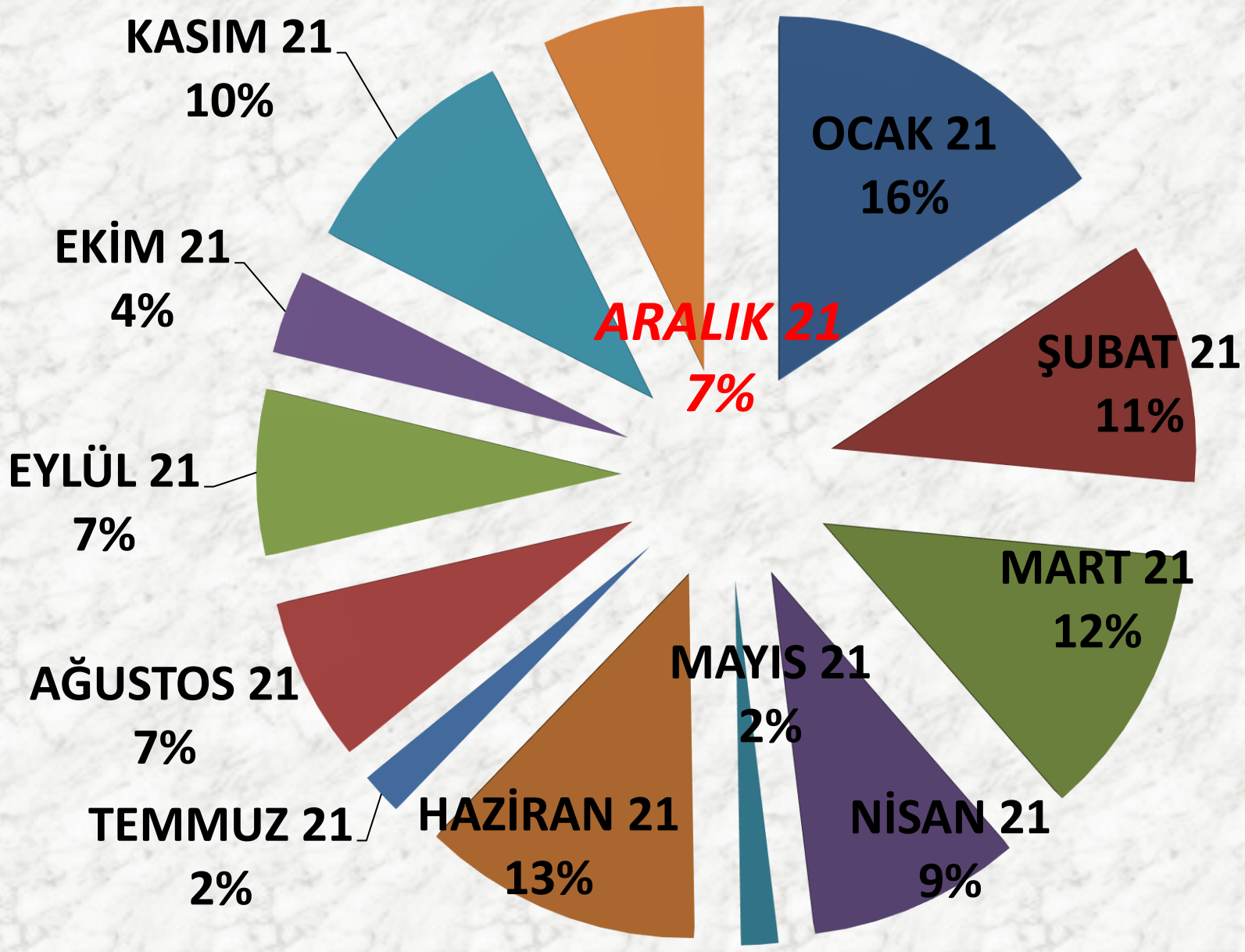


LEBLEBİ İHRACAT MİKTARLARI

2019 ARALIK		2020 ARALIK		2021 ARALIK	
SARI LEBLEBİ	43.190 kg.	SARI LEBLEBİ	37.645 kg.	SARI LEBLEBİ	27.150 kg.
BEYAZ LEBLEBİ	37.360 kg.	BEYAZ LEBLEBİ	21.729 kg.	BEYAZ LEBLEBİ	15.882 kg.
KAPLAMALI LEBLEBİ	790 kg.	KAPLAMALI LEBLEBİ	2.327 kg.	KAPLAMALI LEBLEBİ	5.118 kg.
KIRIK LEBLEBİ	1.130 kg.	KIRIK LEBLEBİ	-	KIRIK LEBLEBİ	-
LEBLEBİ KALBURALTI	3.600 kg.	LEBLEBİ KALBURALTI	-	LEBLEBİ KALBURALTI	-
LEBLEBİ UNU	-	LEBLEBİ UNU	-	LEBLEBİ UNU	-
<u>TOPLAM</u>	86.070 kg.	<u>TOPLAM</u>	61.701 kg.	<u>TOPLAM</u>	48.149 kg.

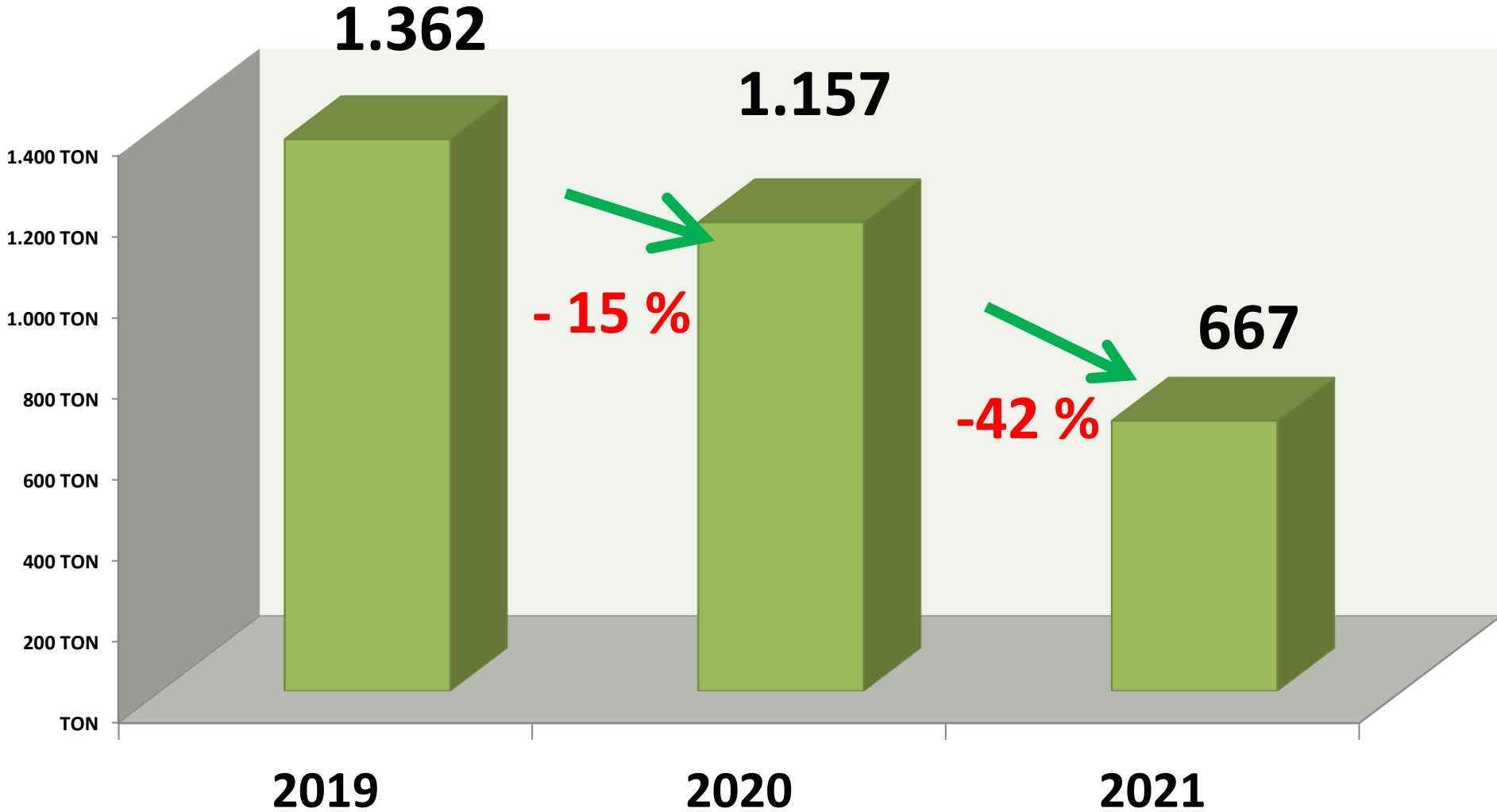
Leblebi İhracat (Ton)





AYLIK LEBLEBİ İHRACAT MİKTARI ORANLARI

YILLIK TOPLAM LEBLEBİ İHRACAT MİKTARI (TON)



AYÇEKİRDEĞİ

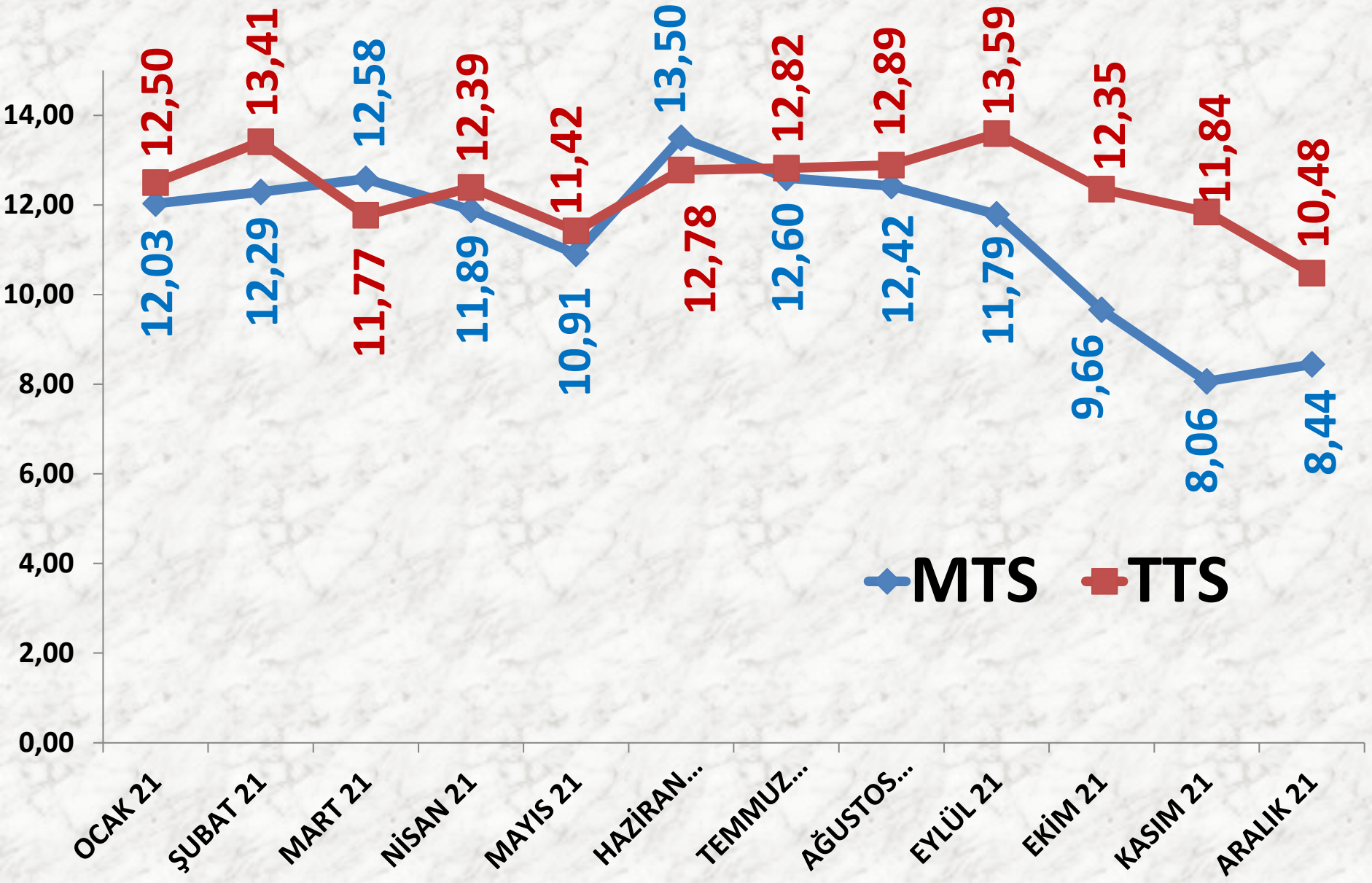
İŞLEM MİKTARI (TON)	2019 ARALIK	2020 ARALIK		2021 ARALIK	
MTS	1971 TON	32%	2605 TON	-26%	1924 TON
TTS	2853 TON	-25%	2130 TON	4%	2211 TON

EN AZ FİYAT	2019 ARALIK	2020 ARALIK		2021 ARALIK	
MTS	5,00 TL	92%	9,60 TL	-58%	4,01 TL
TTS	8,25 TL	16%	9,60 TL	-48%	5,00 TL

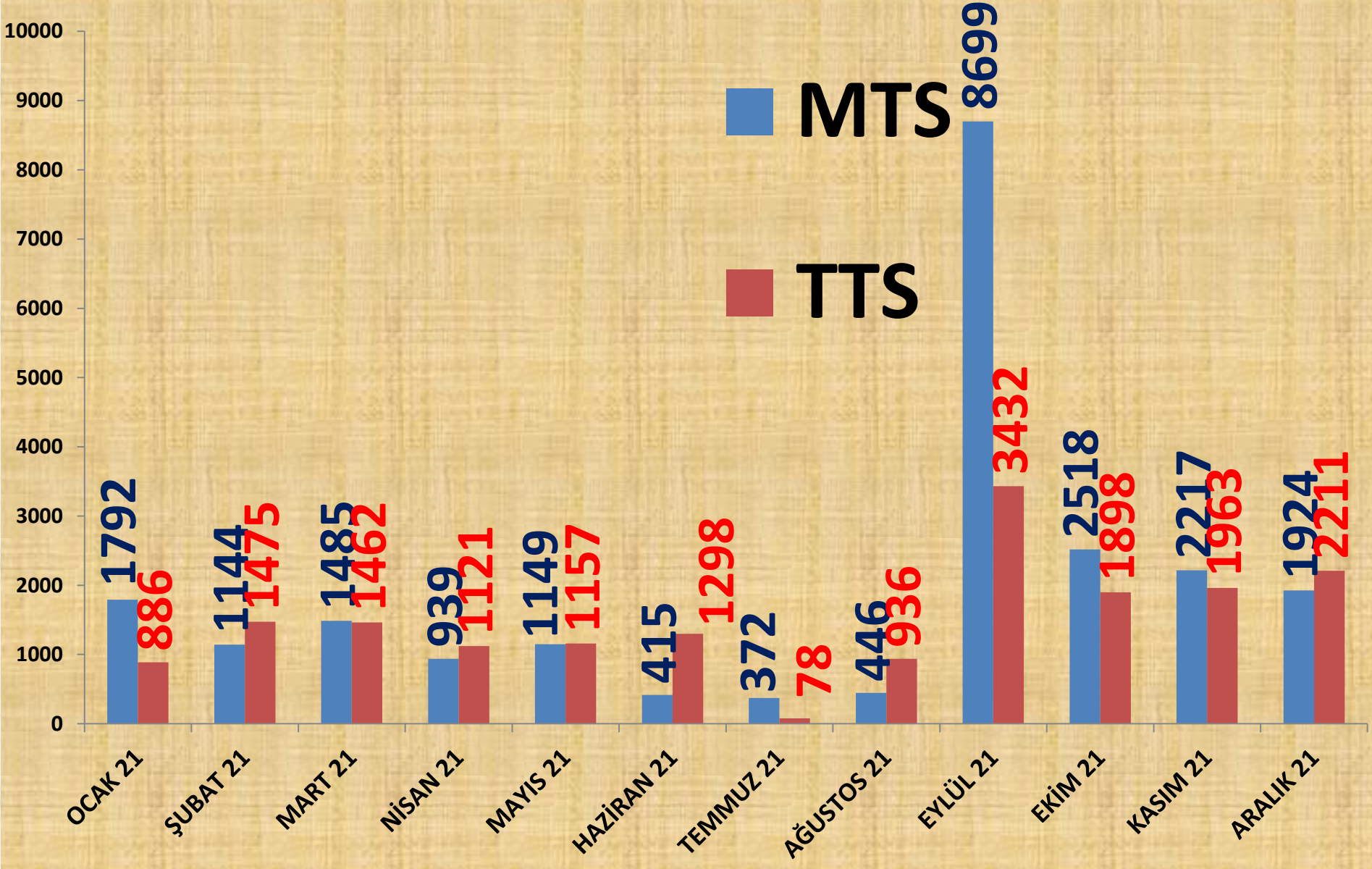
EN ÇOK FİYAT	2019 ARALIK	2020 ARALIK		2021 ARALIK	
MTS	11,17 TL	61%	18,00 TL	-32%	12,29 TL
TTS	14,00 TL	5%	14,70 TL	77%	26,00 TL

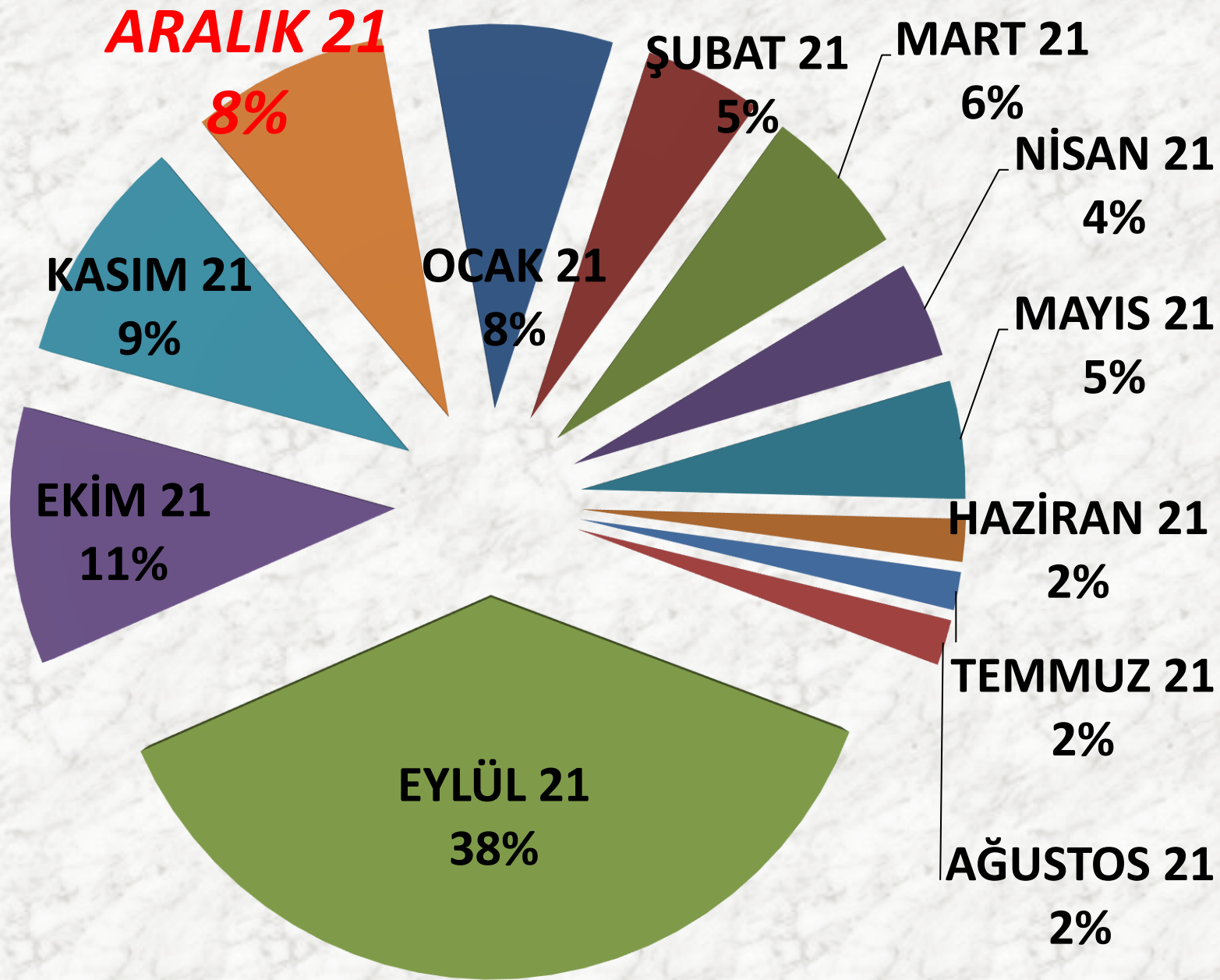
ORT. FİYAT	2019 ARALIK	2020 ARALIK		2021 ARALIK	
MTS	8,27 TL	46%	12,05 TL	-30%	8,44 TL
TTS	9,15 TL	34%	12,27 TL	-15%	10,48 TL

AYLIK AYÇİÇEĞİ FİYAT TRENDİ (TL)



AYLIK AYÇİÇEĞİ İŞLEM MİKTARI (TON)

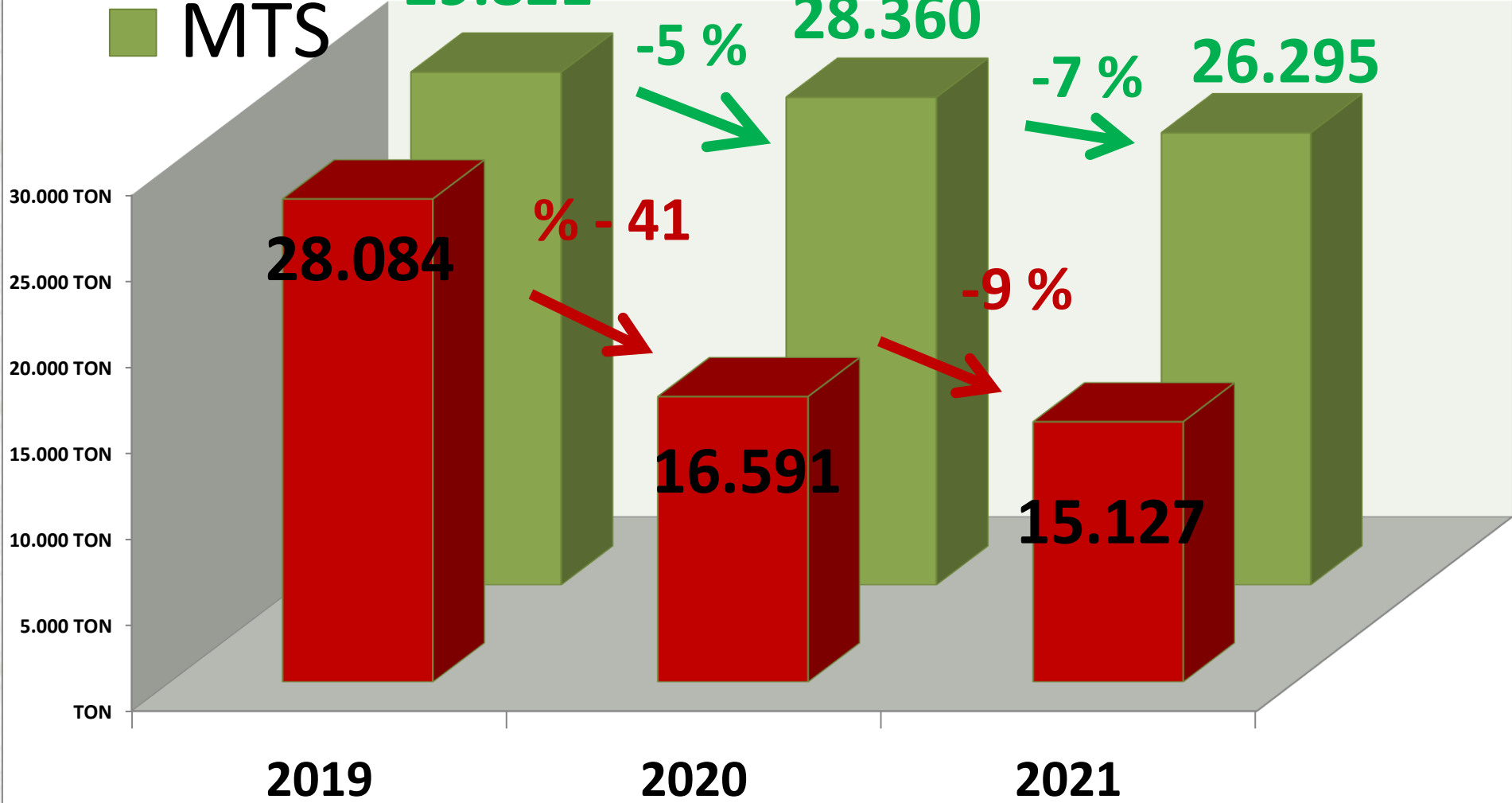




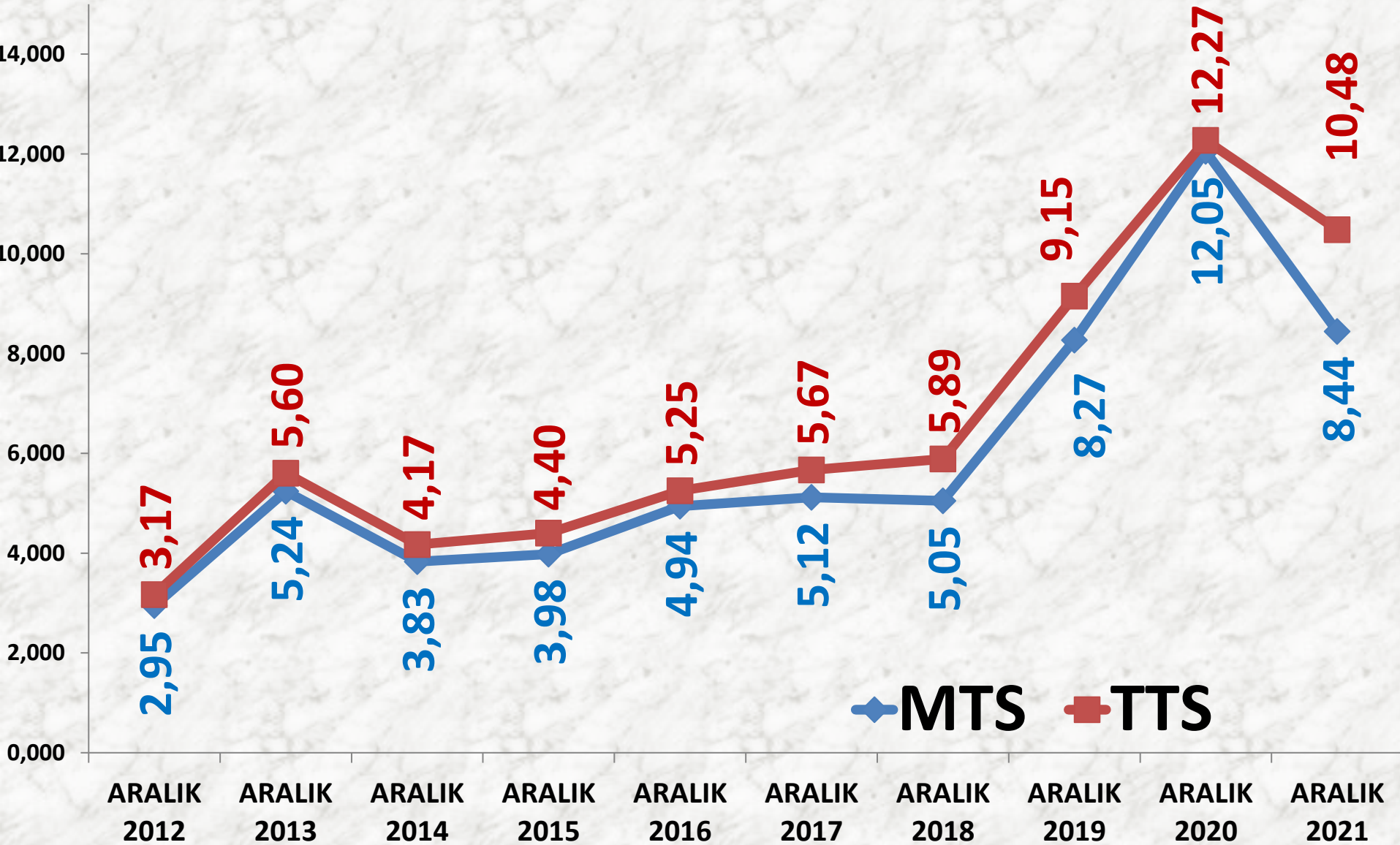
AYLIK AYÇİÇEĞİ MTS İŞLEM MİKTARI ORANLARI

TTS YILLIK TOPLAM AYÇİÇEĞİ İŞLEM MİKTARI (TON)

MTS



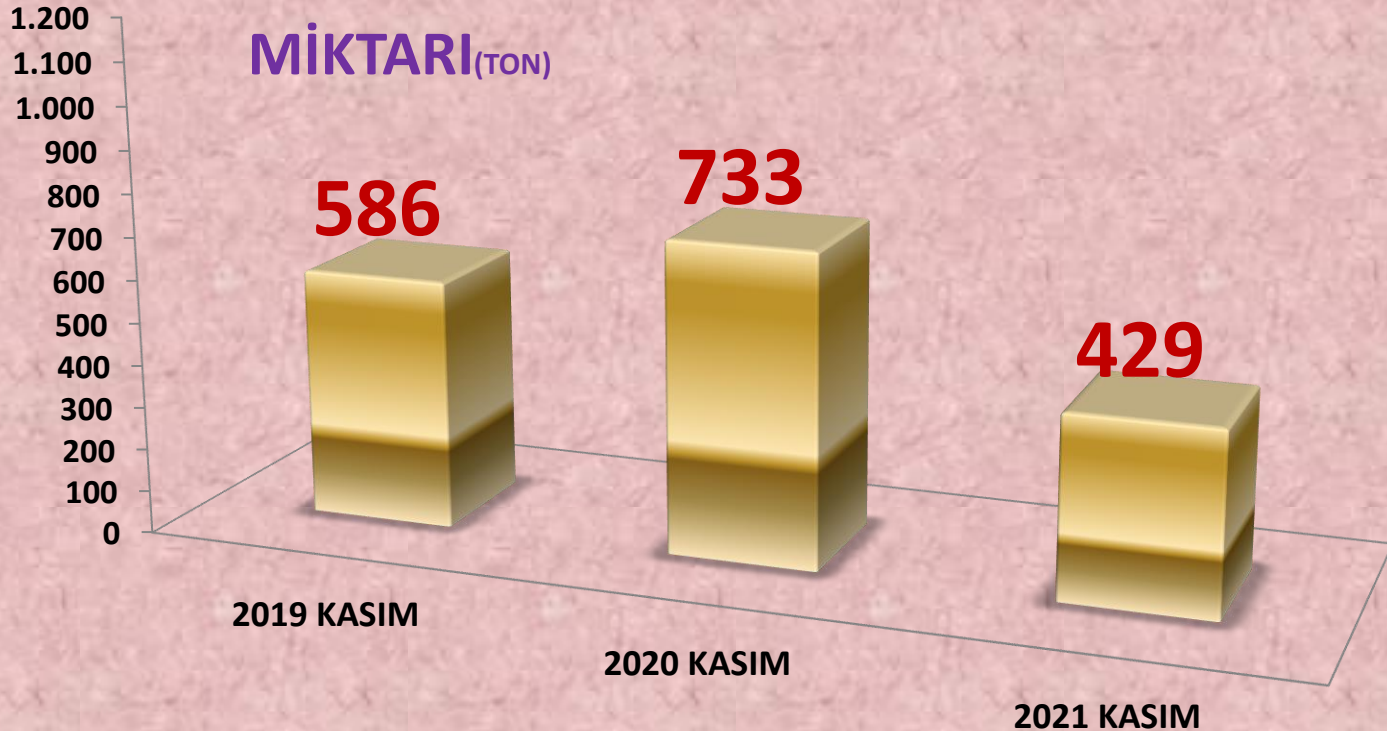
ARALIK AYLARI AYÇİÇEĞİ FİYAT ORT. (TL)



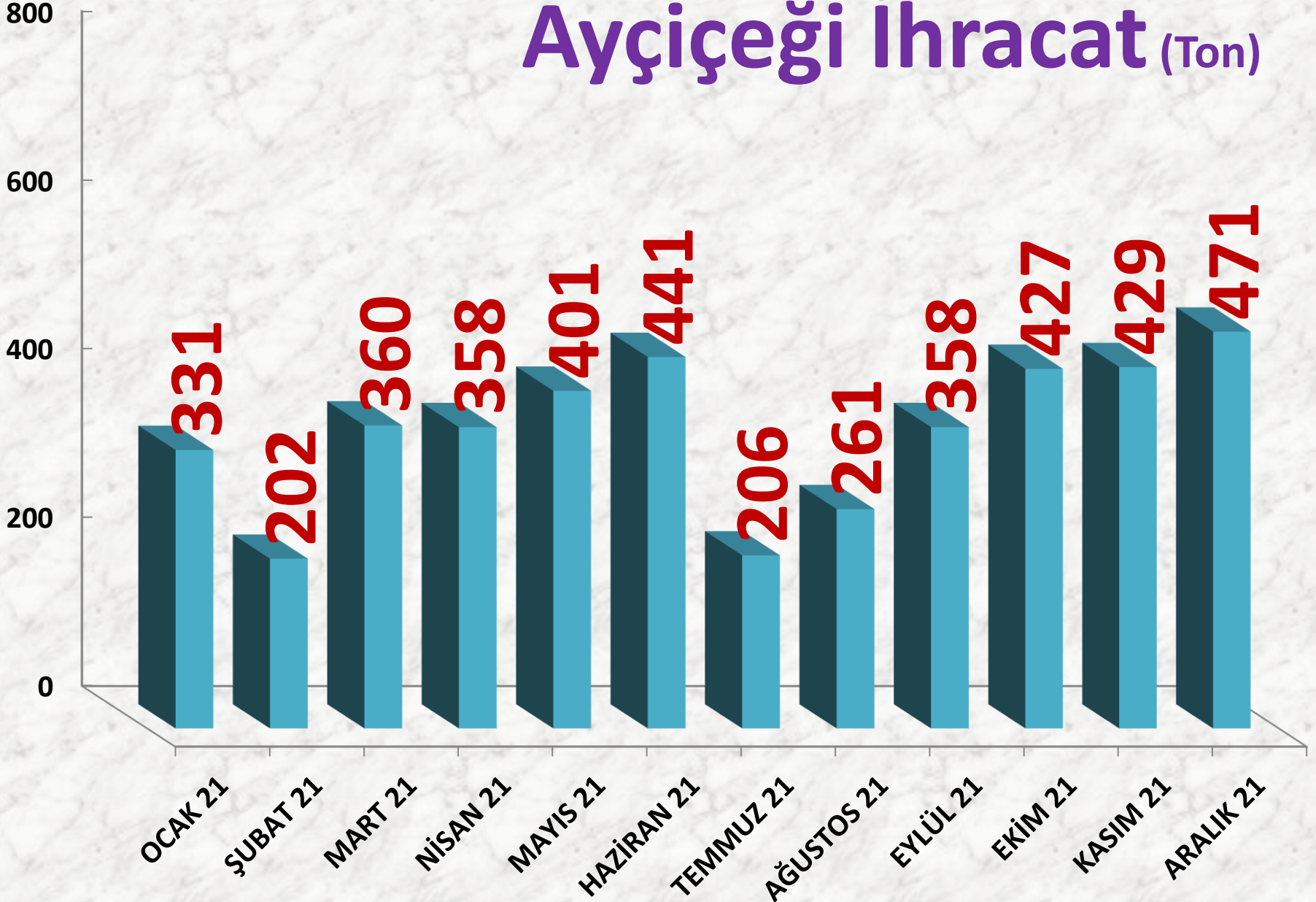
AYÇEKİRDEĞİ İHRACATI

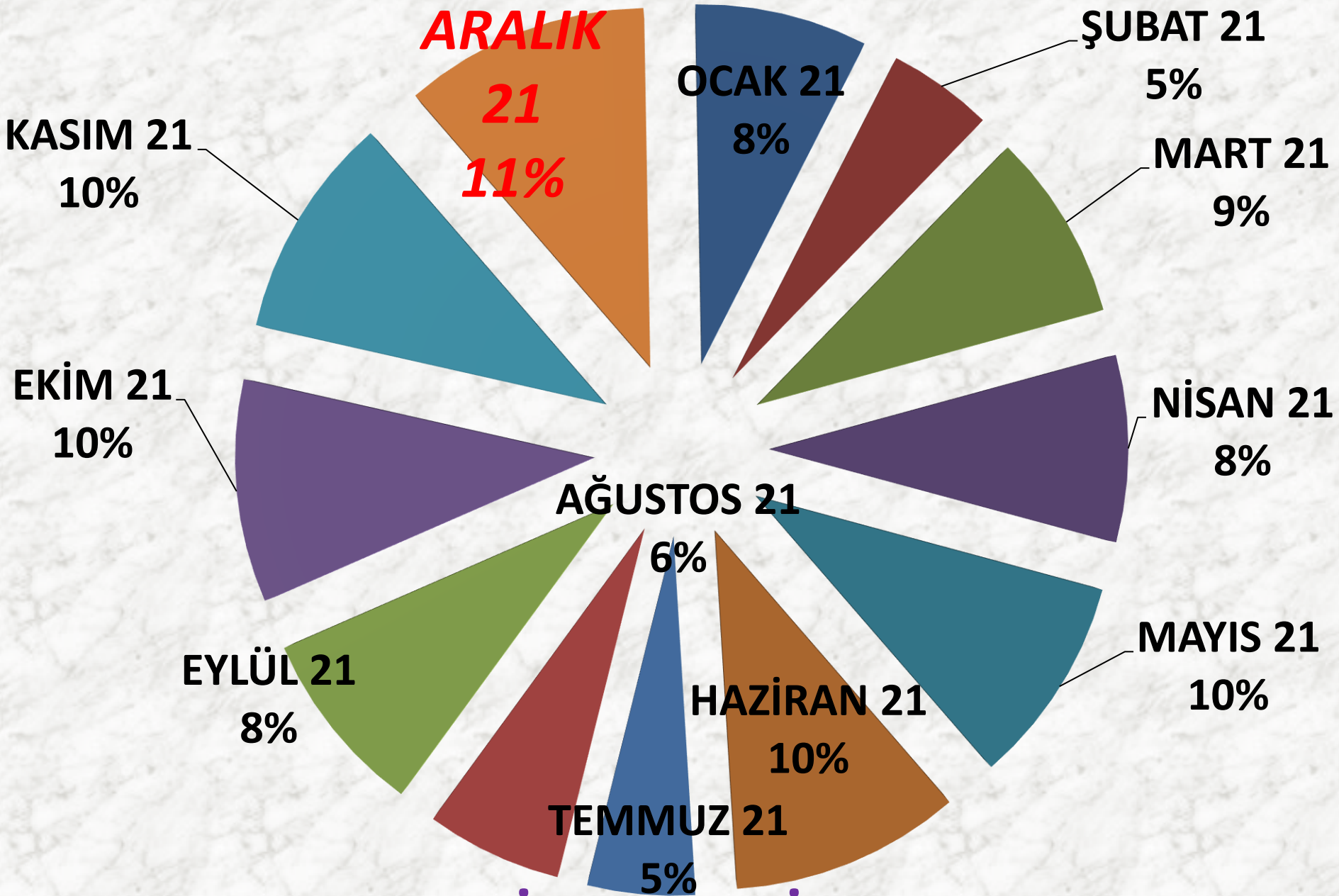
İŞLEM HACMİ TON	2019 ARALIK	2020 ARALIK	2021 ARALIK
TTS	164 TON	9% 179 TON	163% 471 TON

AYÇEKİRDEĞİ İHRACAT MİKTARI (TON)



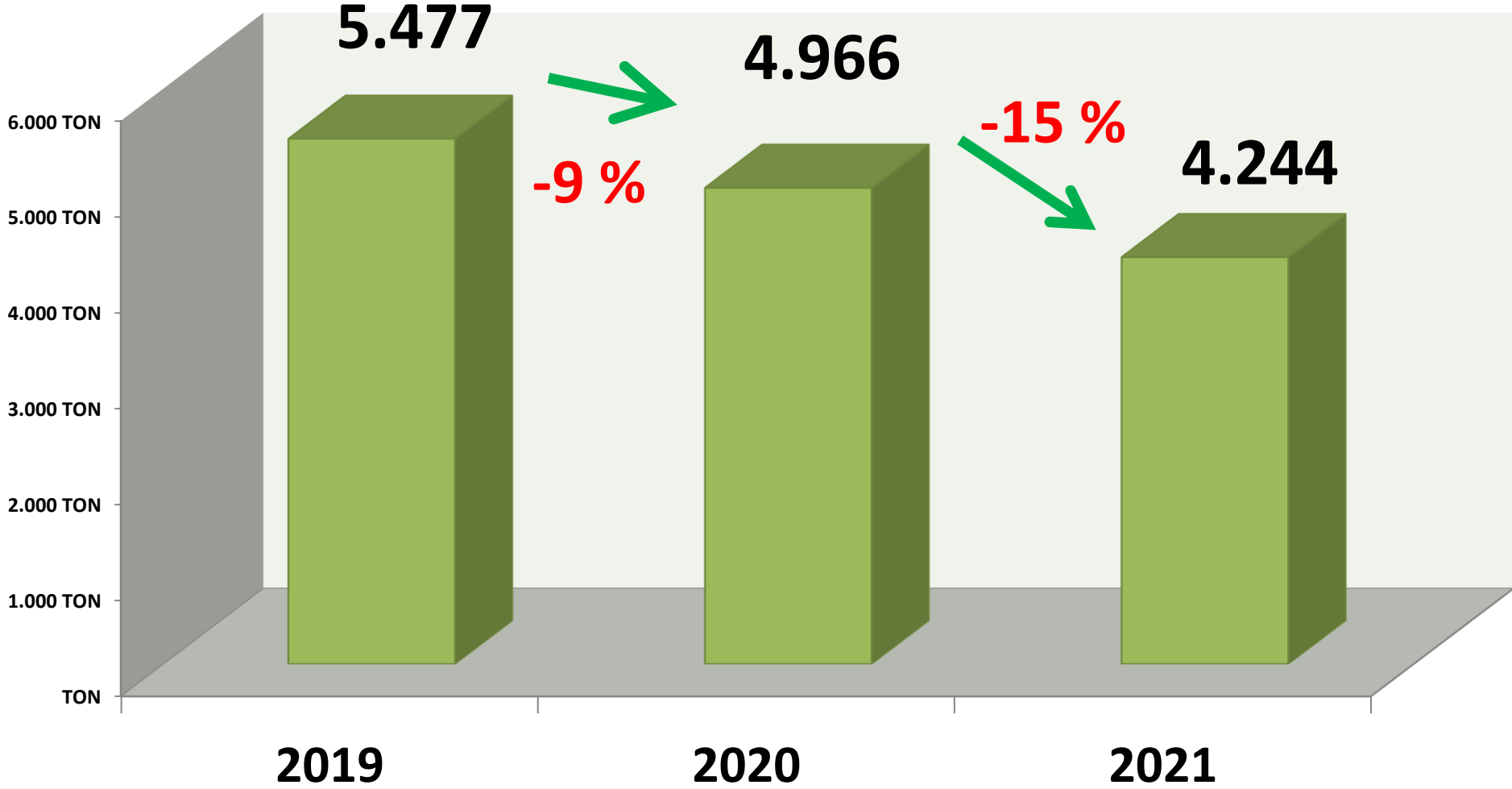
Ayçiçeği İhracat (Ton)





Aylık Ayçiçeği İhracat Miktarı Oranları

YILLIK TOPLAM AYÇIĞEĞİ İHRACAT MİKTARI (TON)



SÜT

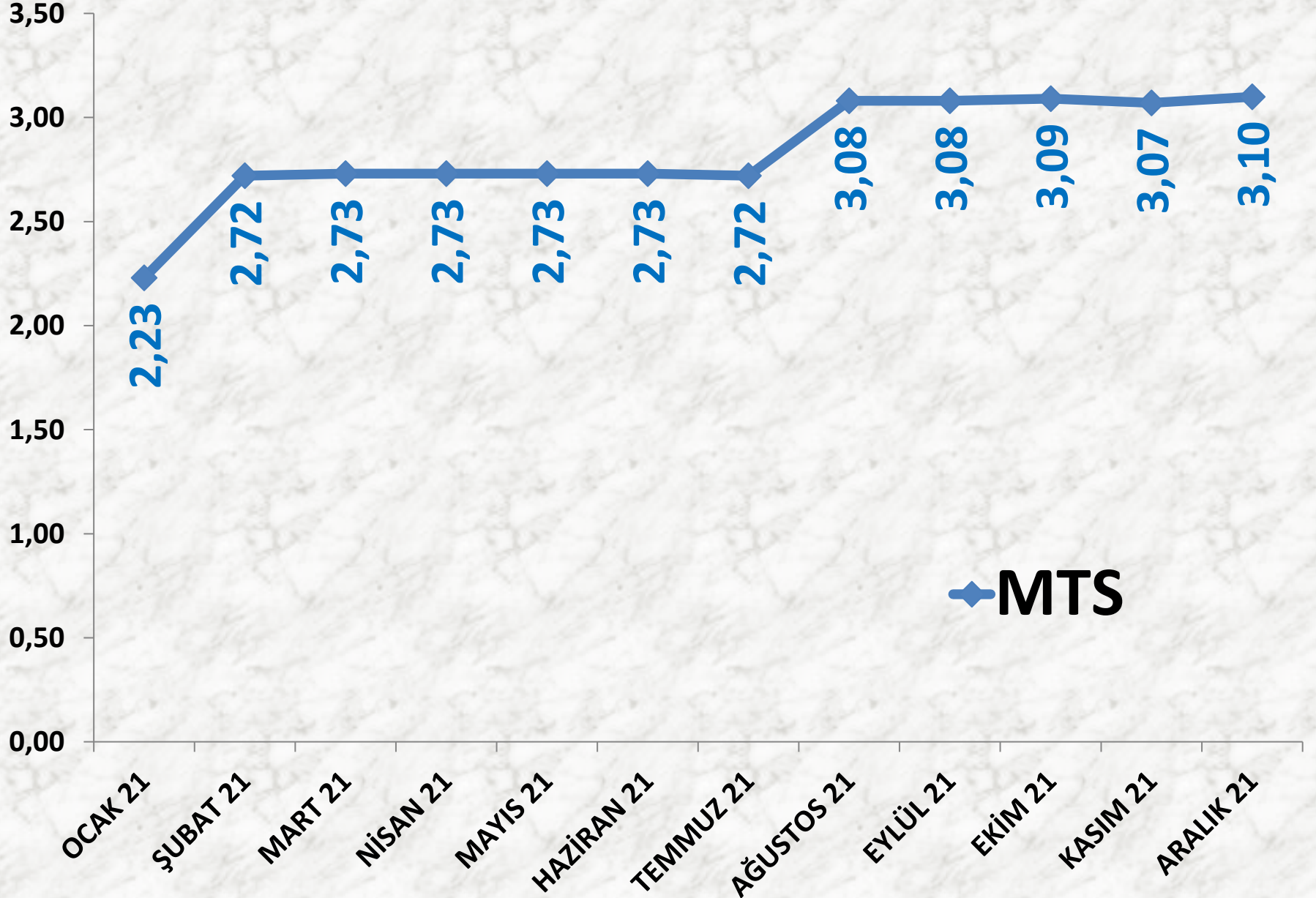
İŞLEM MİKTARI (M ³)	2019 ARALIK		2020 ARALIK		2021 ARALIK	
	MTS	26.580 M ³	2%	27.178 M ³	4%	28.201 M ³

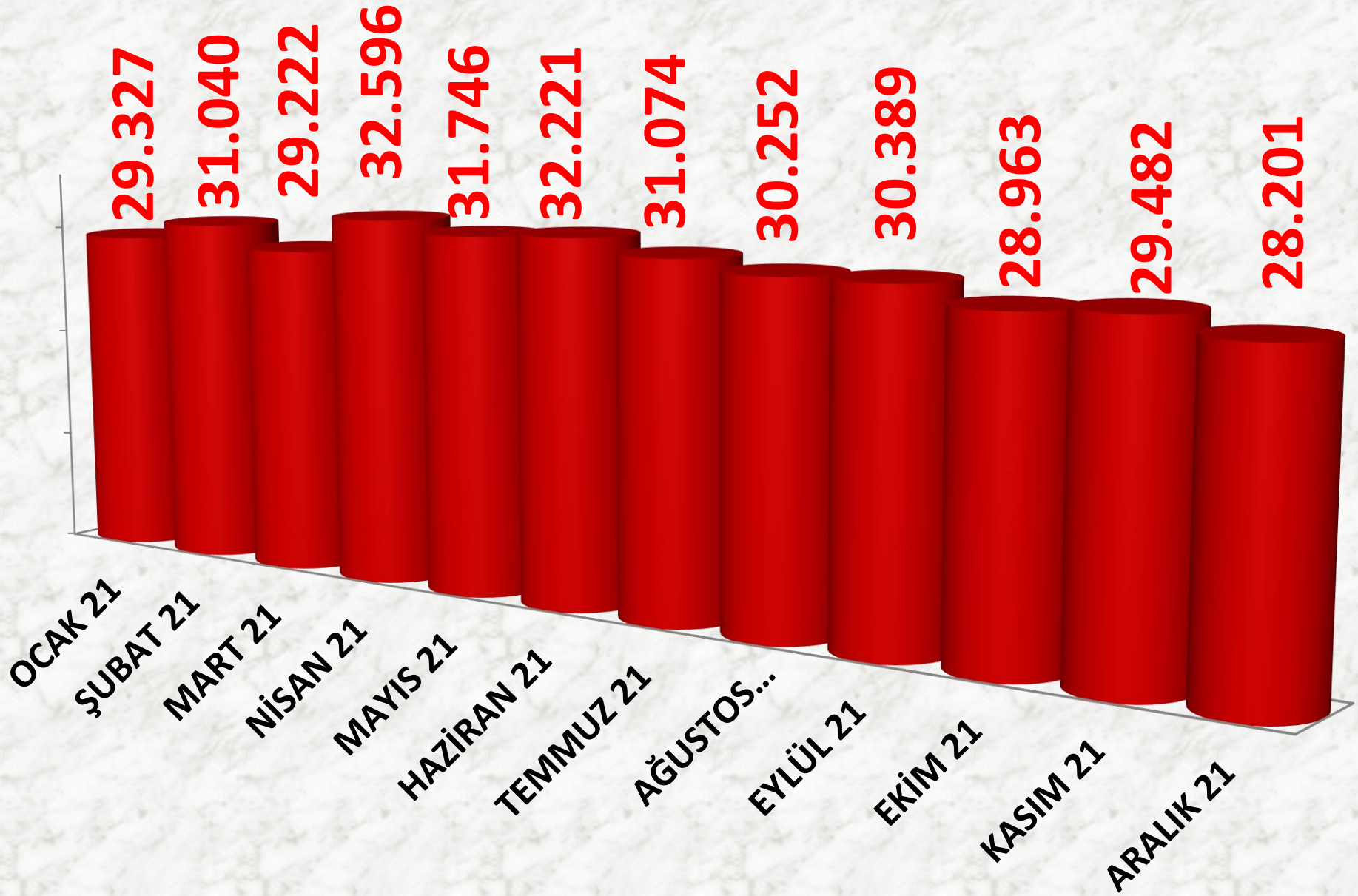
EN AZ FİYAT	2019 ARALIK		2020 ARALIK		2021 ARALIK	
	MTS	1,76 TL	14%	2,00 TL	40%	2,80 TL

EN ÇOK FİYAT	2019 ARALIK		2020 ARALIK		2021 ARALIK	
	MTS	2,36 TL	16%	2,73 TL	128%	6,22 TL

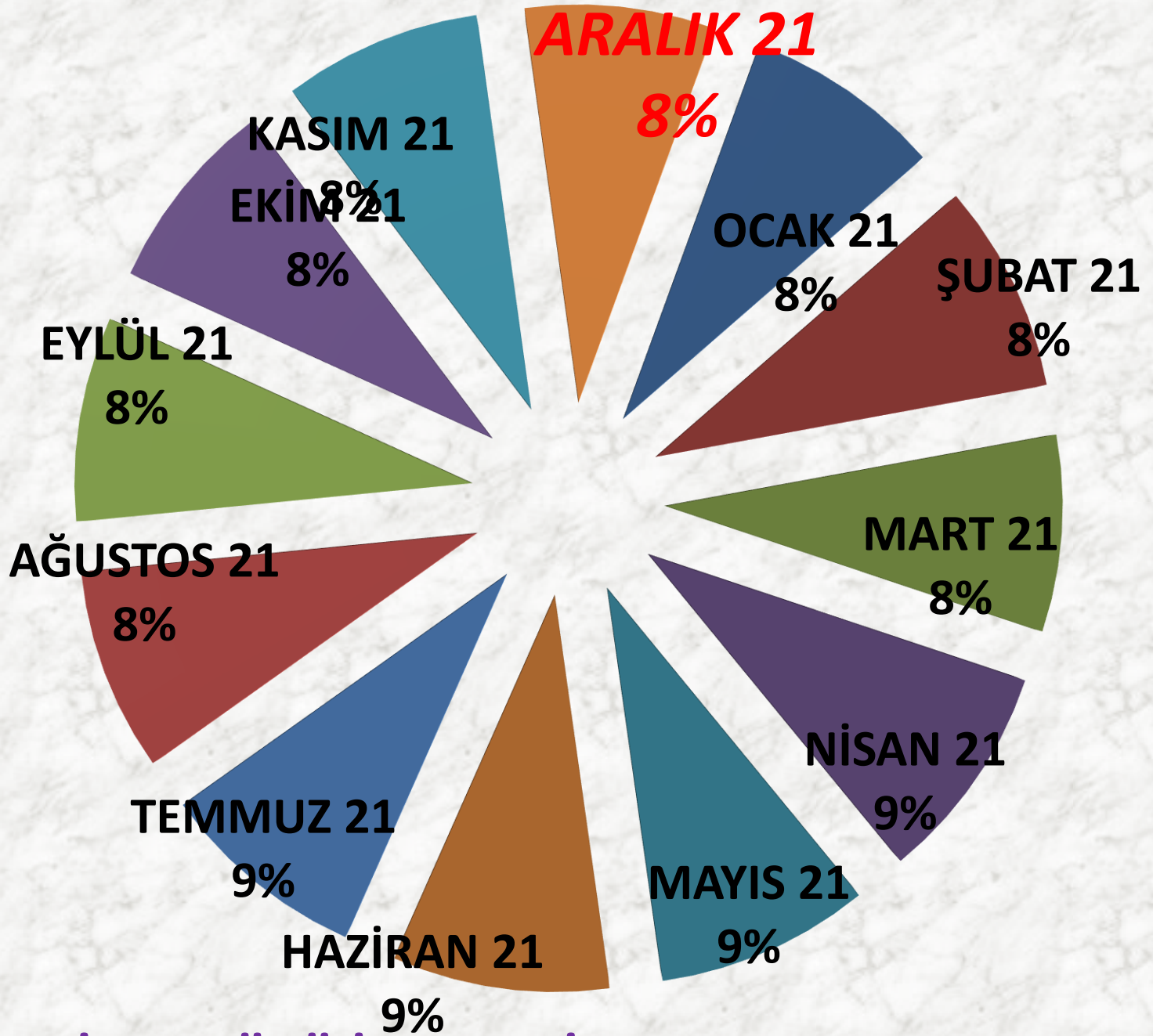
ORTALAMA FİYAT	2019 ARALIK		2020 ARALIK		2021 ARALIK	
	MTS	2,06 TL	8%	2,23 TL	39%	3,10 TL

AYLIK İNEK SÜTÜ FİYAT TRENDİ (TL)





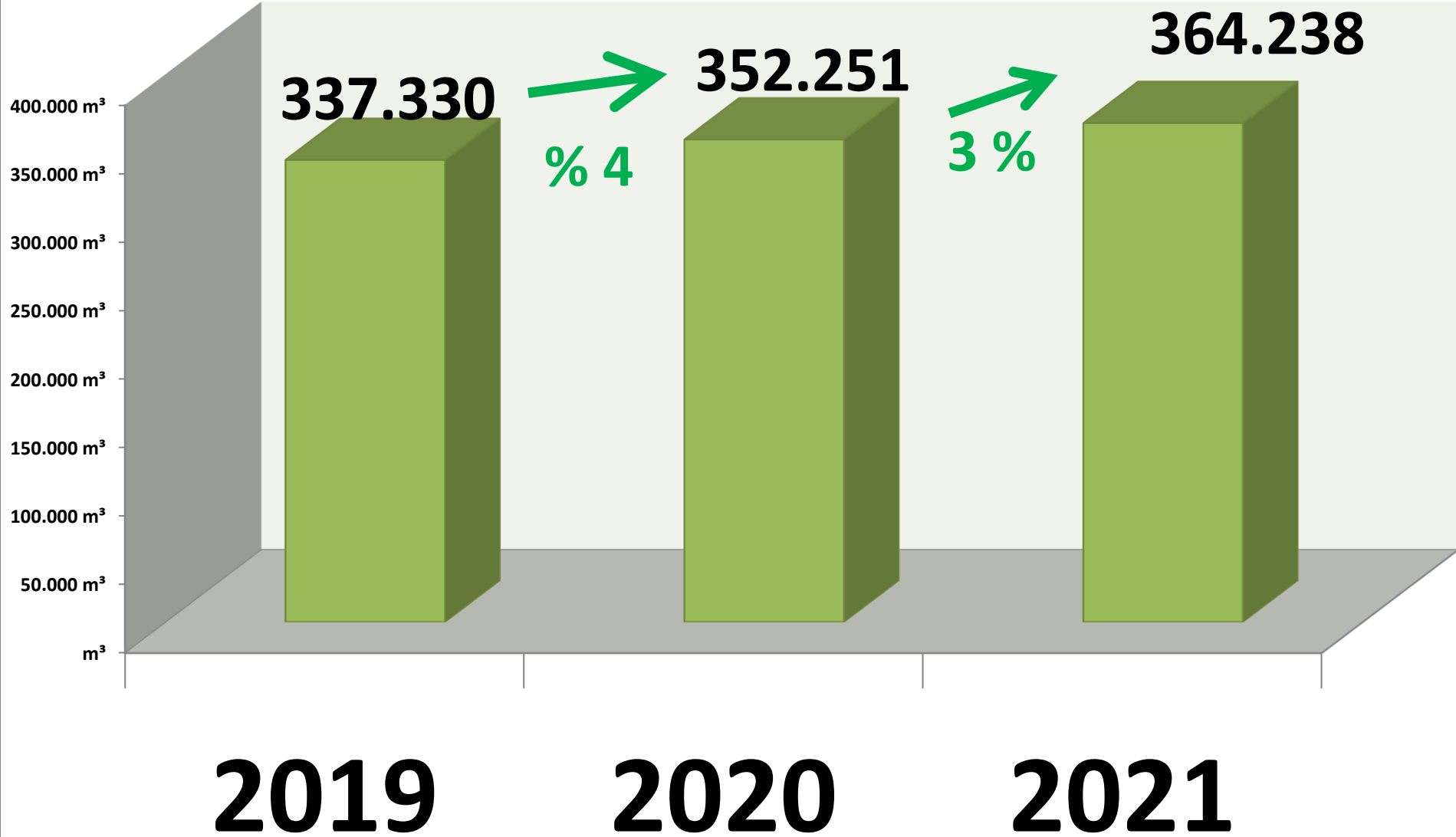
AYLIK SÜT İŞLEM MİKTARI (M³)



AYLIK MTS İNEK SÜTÜ İŞLEM MİKTARI ORANLARI

YILLIK TOPLAM İNEK SÜTÜ İŞLEM MİKTARI (M³)

■ MTS



BEYAZ HAŞHAŞ

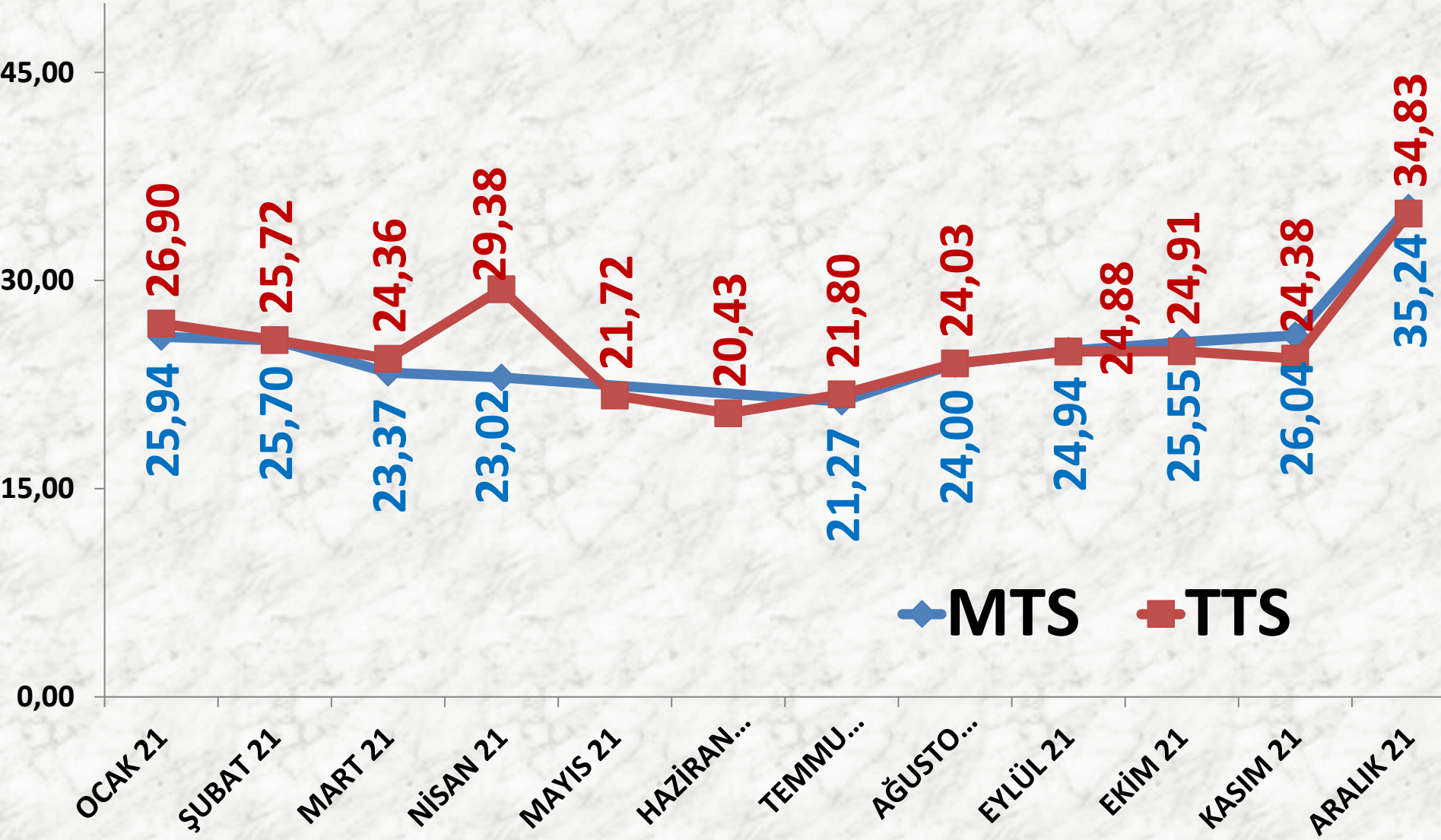
İŞLEM MİKTARI (TON)	2019 ARALIK	2020 ARALIK		2021 ARALIK	
<i>MTS</i>	436 TON	-63%	163 TON	458%	908 TON
<i>TTS</i>	655 TON	-57%	282 TON	557%	1.854 TON

EN AZ FİYAT	2019 ARALIK	2020 ARALIK		2021 ARALIK	
MTS	18,50 TL	28%	23,60 TL	19%	28,00 TL
TTS	18,71 TL	28%	24,00 TL	-17%	20,00 TL

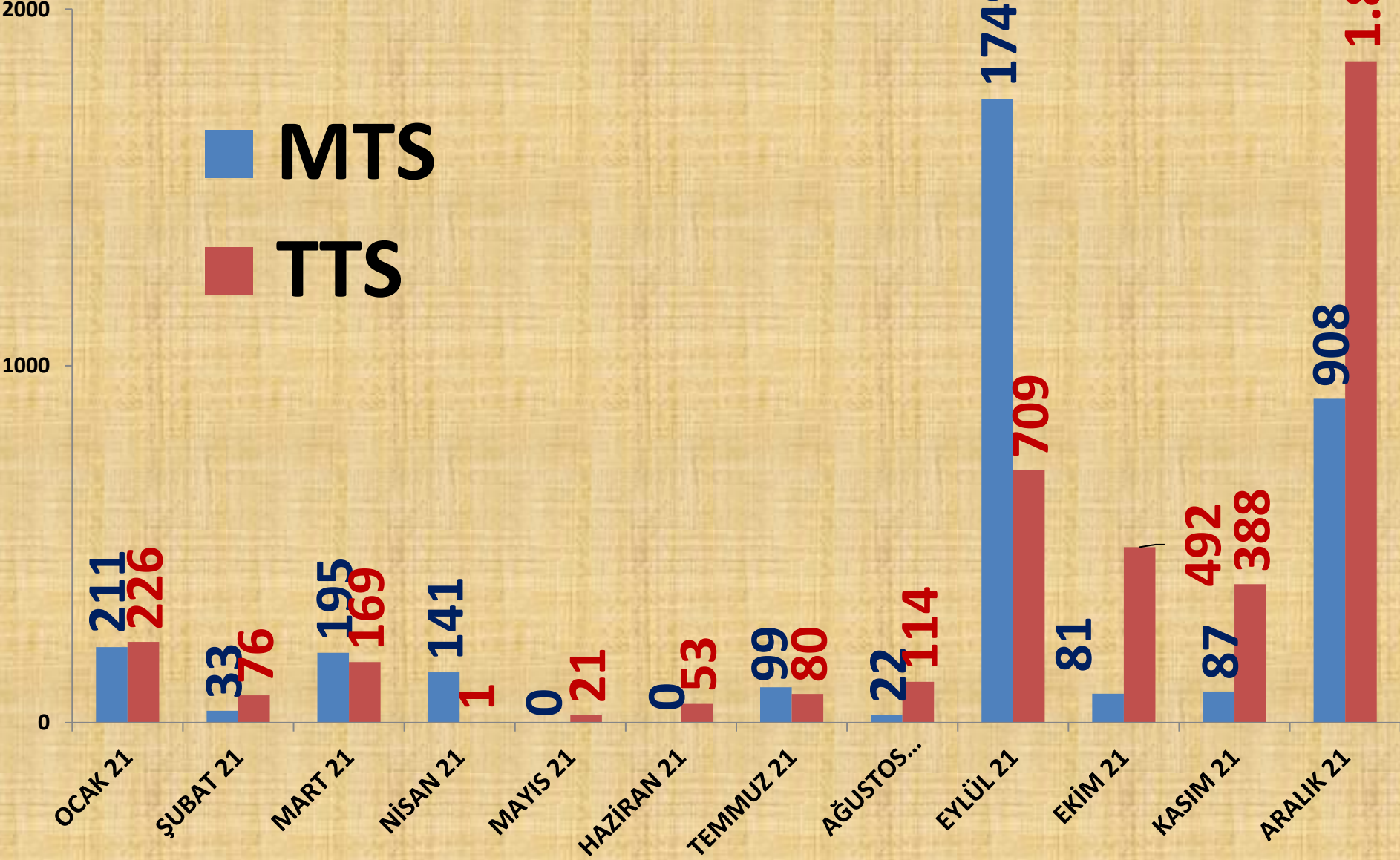
EN ÇOK FİYAT	2019 ARALIK	2020 ARALIK		2021 ARALIK	
MTS	22,00 TL	17%	25,77 TL	50%	38,74 TL
TTS	23,44 TL	41%	33,00 TL	42%	46,76 TL

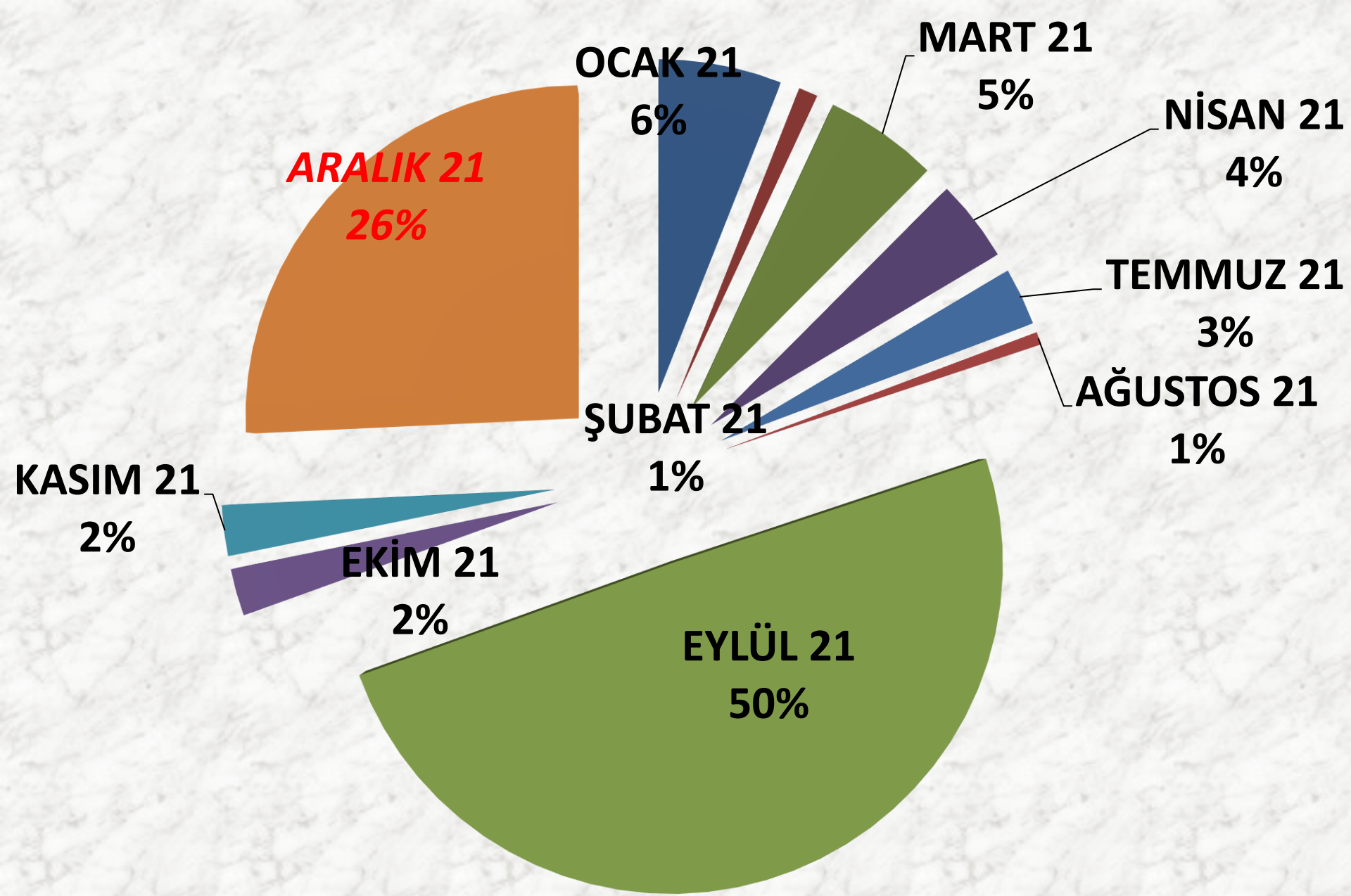
ORT. FİYAT	2019 ARALIK	2020 ARALIK		2021 ARALIK	
MTS	18,83 TL	33%	25,04 TL	41%	35,24 TL
TTS	20,69 TL	25%	25,97 TL	34%	34,83 TL

AYLIK B. HAŞHAŞ FİYAT TRENDİ (TL)



AYLIK B. HAŞHAŞ İŞLEM MİKTARI (TON)





B. HAŞHAŞ MTS İŞLEM MİKTARI ORANLARI

MTS YILLIK TOPLAM B. HAŞHAŞ İŞLEM MİKTARI (TON)

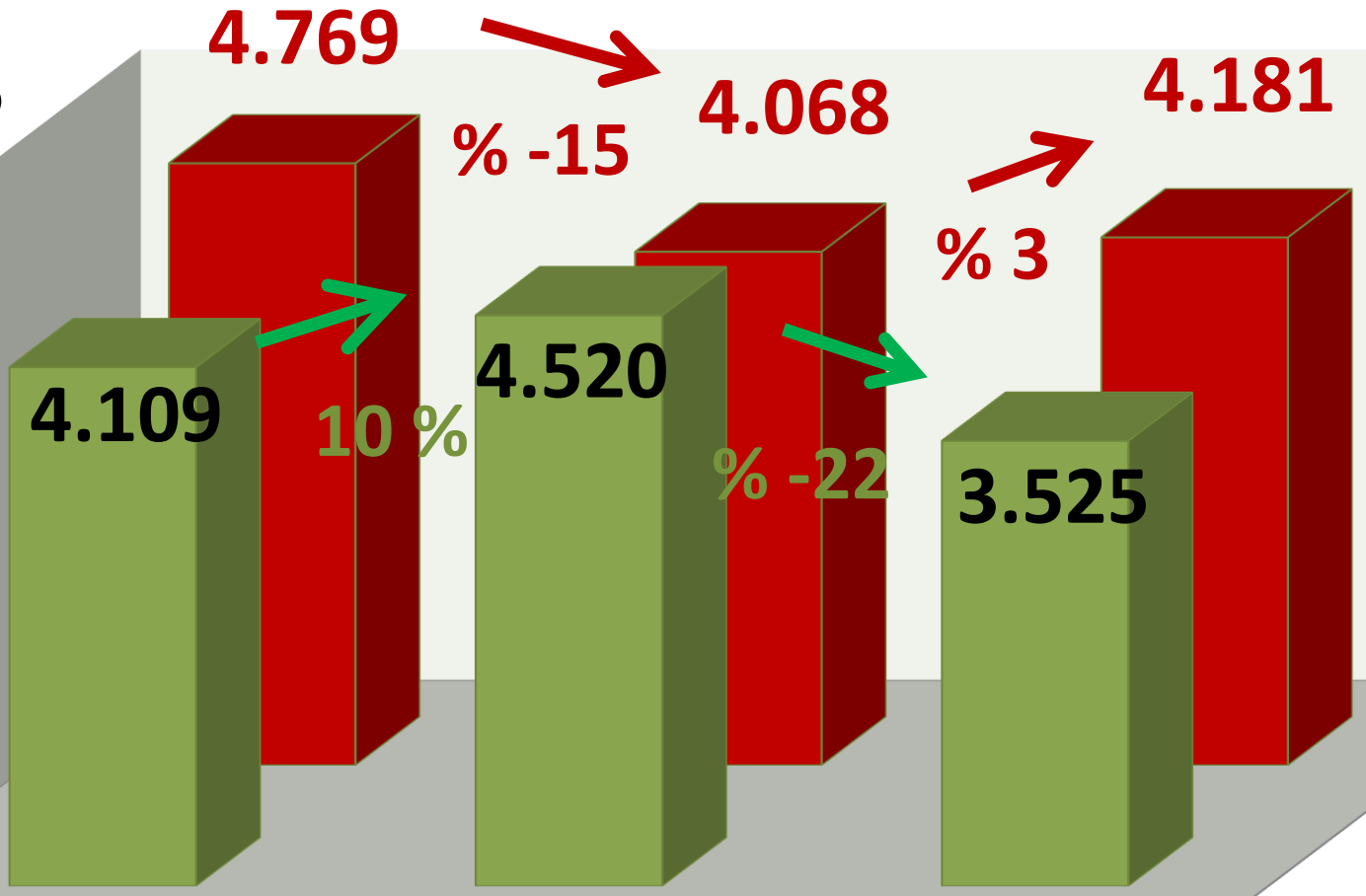
■ MTS
■ TTS

5.000 TON
4.500 TON
4.000 TON
3.500 TON
3.000 TON
2.500 TON
2.000 TON
1.500 TON
1.000 TON
500 TON
TON

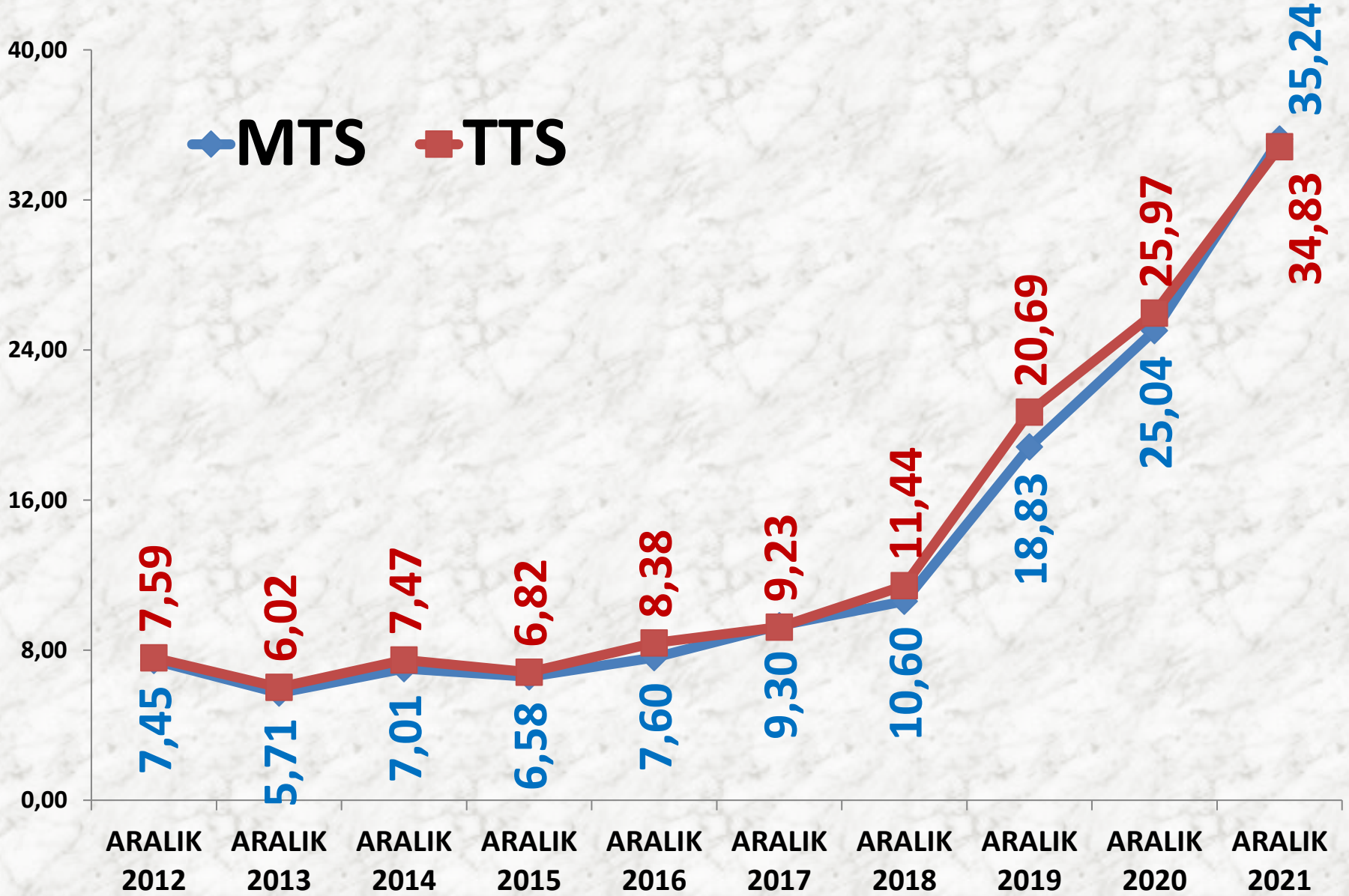
2019

2020

2021



ARALIK AYLARI B. HAŞHAŞ FİYAT TRENDİ (TL)



MAVİ HAŞHAŞ

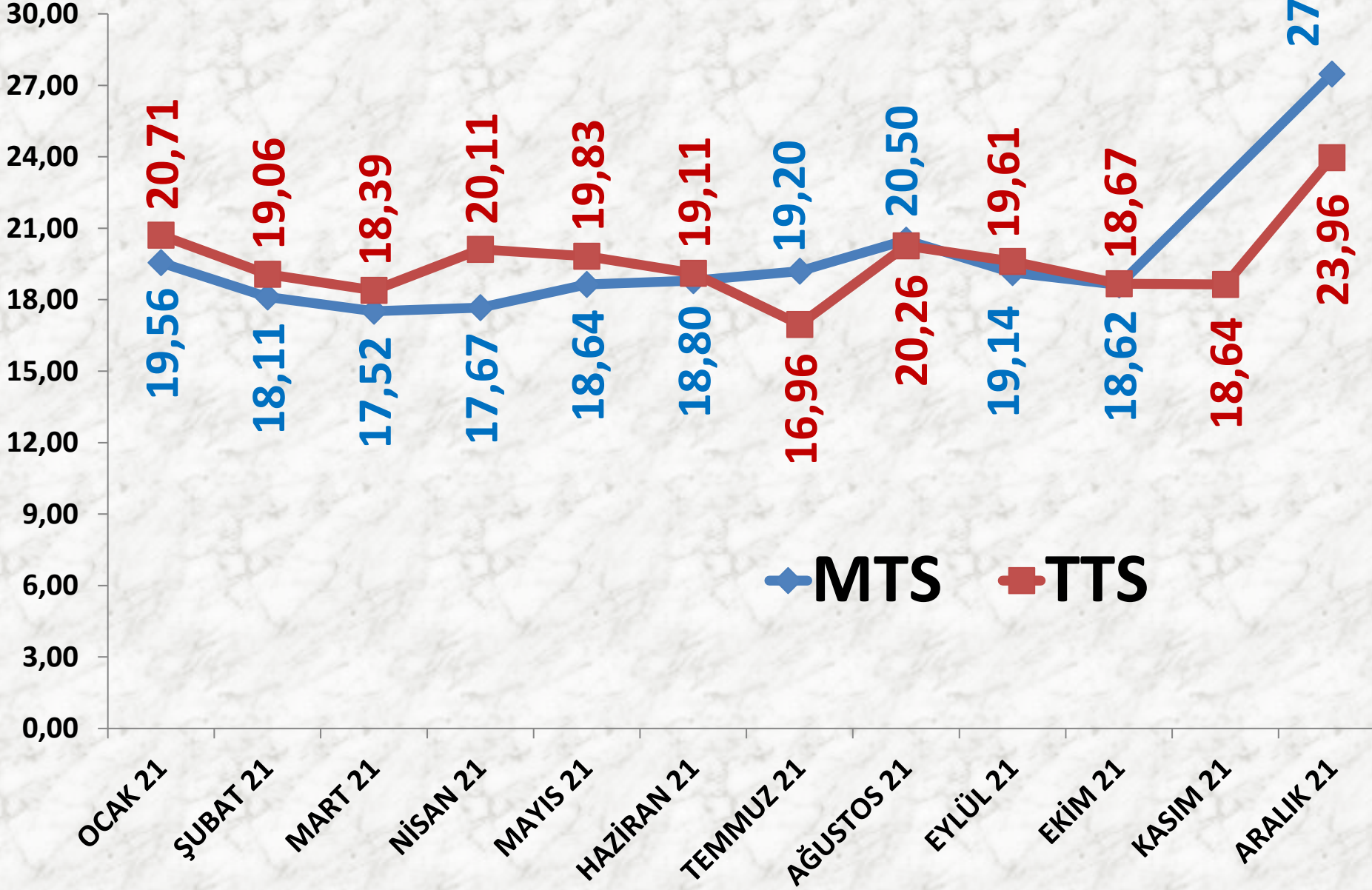
İŞLEM MİKTARI (TON)	2019 ARALIK	2020 ARALIK		2021 ARALIK	
MTS	221 TON	-37%	140 TON	-44%	78 TON
TTS	145 TON	-16%	123 TON	181%	346 TON

EN AZ FİYAT	2019 ARALIK	2020 ARALIK		2021 ARALIK	
MTS	14,24 TL	26%	18,00 TL	-1%	17,75 TL
TTS	16,00 TL	19%	19,00 TL	-18%	15,50 TL

EN ÇOK FİYAT	2019 ARALIK	2020 ARALIK		2021 ARALIK	
MTS	23,00 TL	9%	25,00 TL	28%	32,00 TL
TTS	30,00 TL	-7%	28,00 TL	25%	35,00 TL

ORT. FİYAT	2019 ARALIK	2020 ARALIK		2021 ARALIK	
MTS	17,38 TL	8%	18,72 TL	47%	27,48 TL
TTS	17,37 TL	15%	20,01 TL	20%	23,96 TL

AYLIK M. HAŞHAŞ FİYAT TRENDİ (TL)

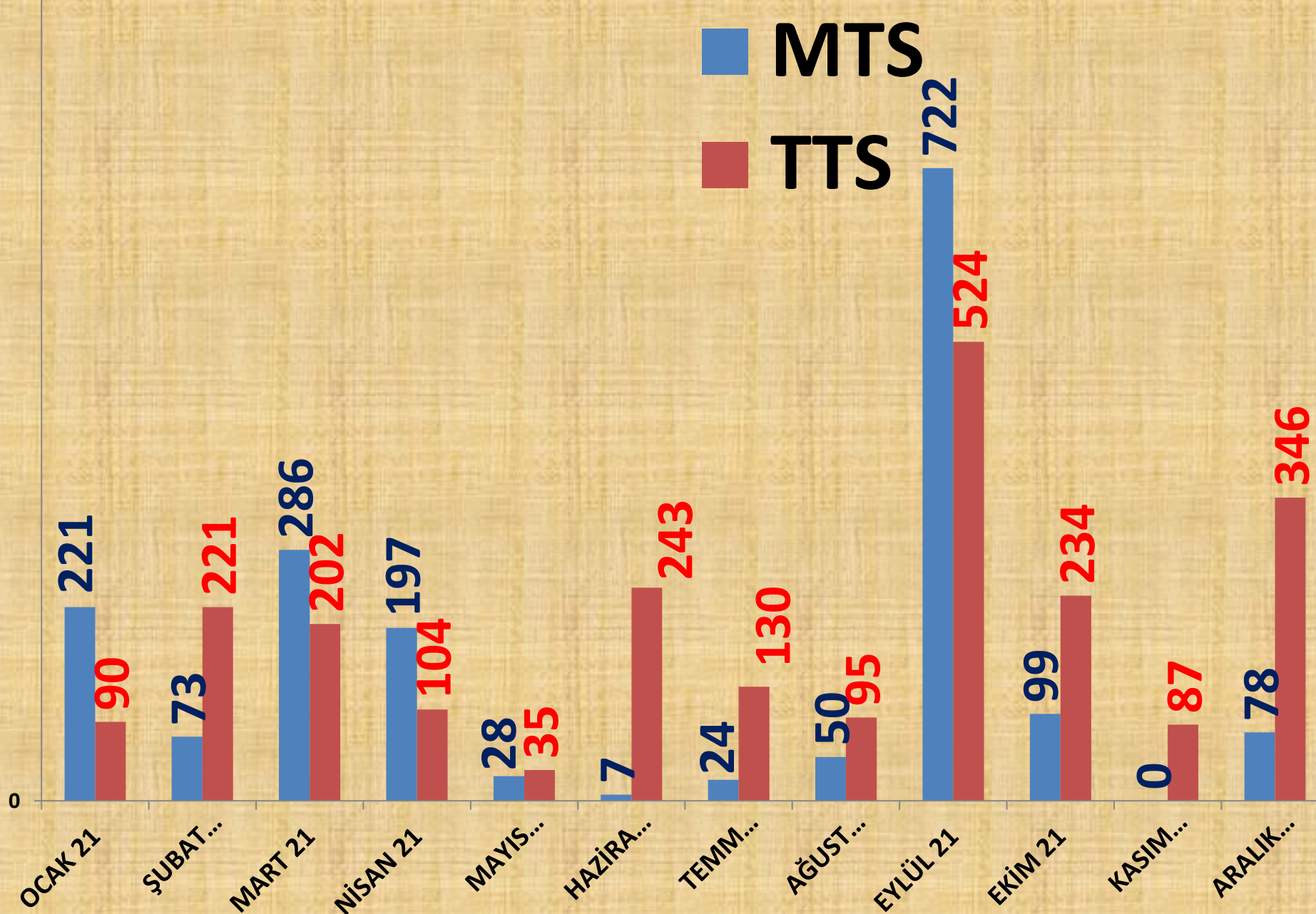


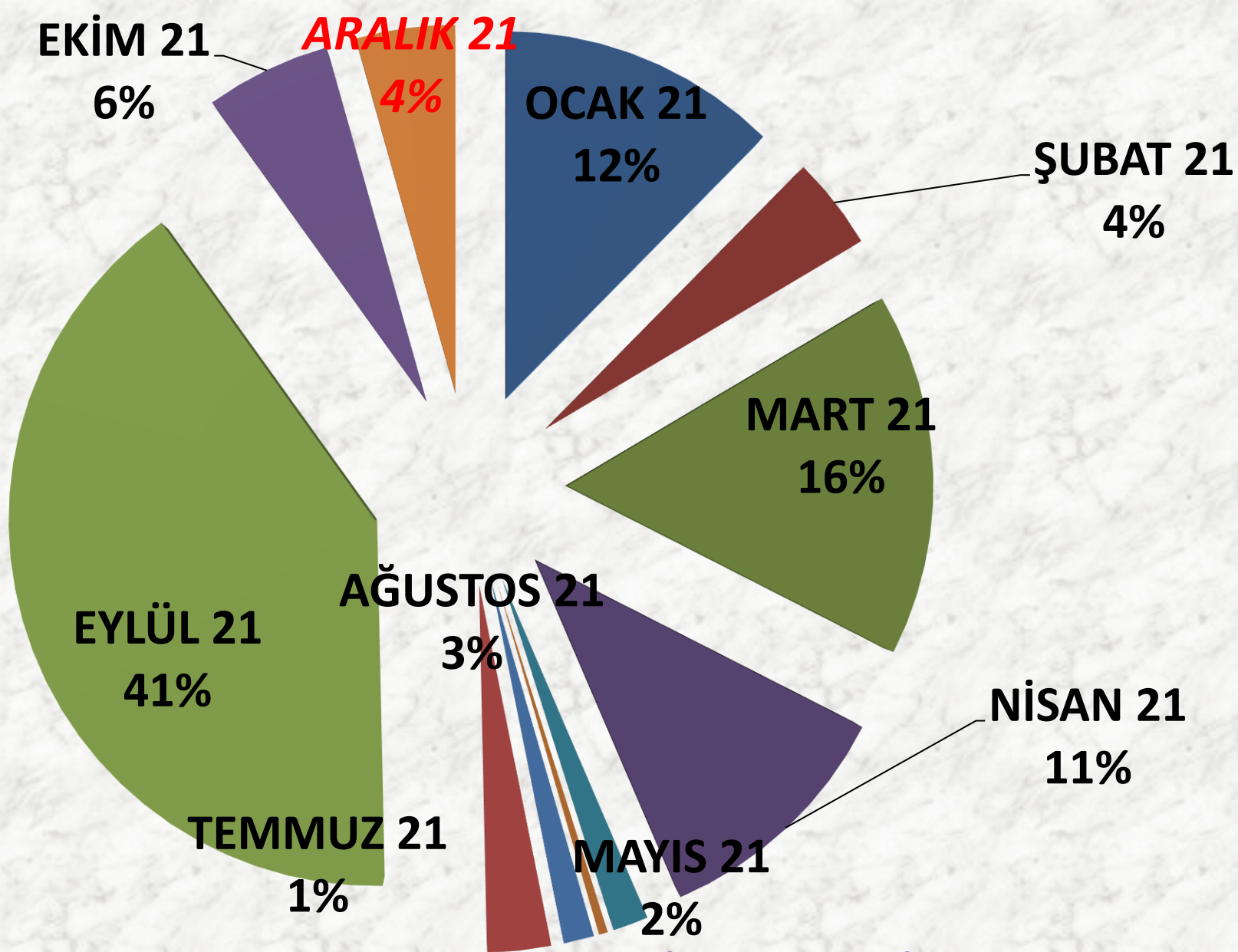
1000

AYLIK M. HAŞHAŞ İŞLEM MİKTARI (TON)

■ MTS

■ TTS



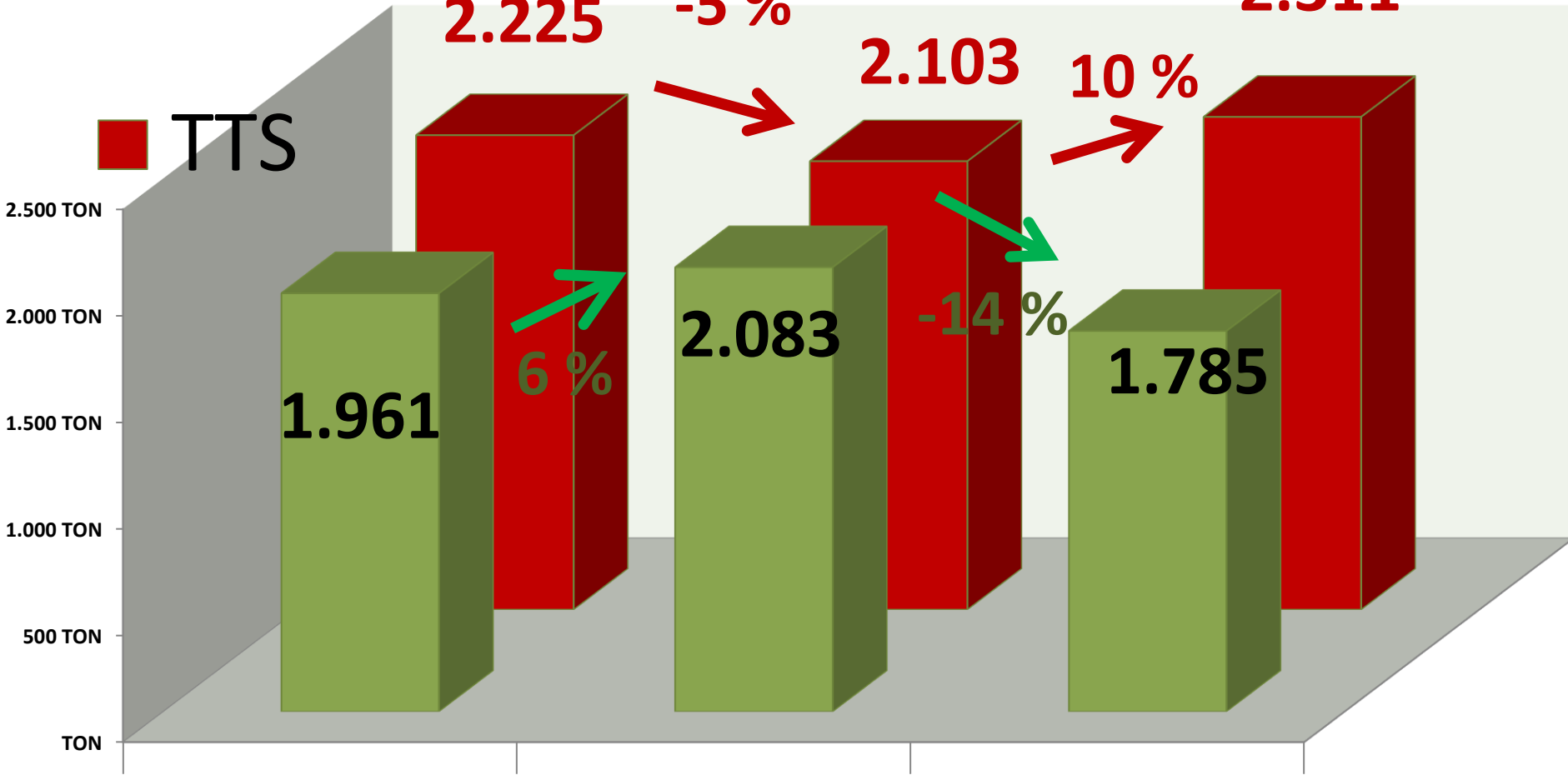


M. HAŞHAŞ MTS İŞLEM MİKTARI ORANLARI

YILLIK TOPLAM M. HAŞHAŞ İŞLEM MİKTARI (TON)

■ MTS

■ TTS




2019

2020

2021

ARALIK AYLARI M. HAŞHAŞ FİYAT TRENDİ (TL)



KÜTLÜ PAMUK

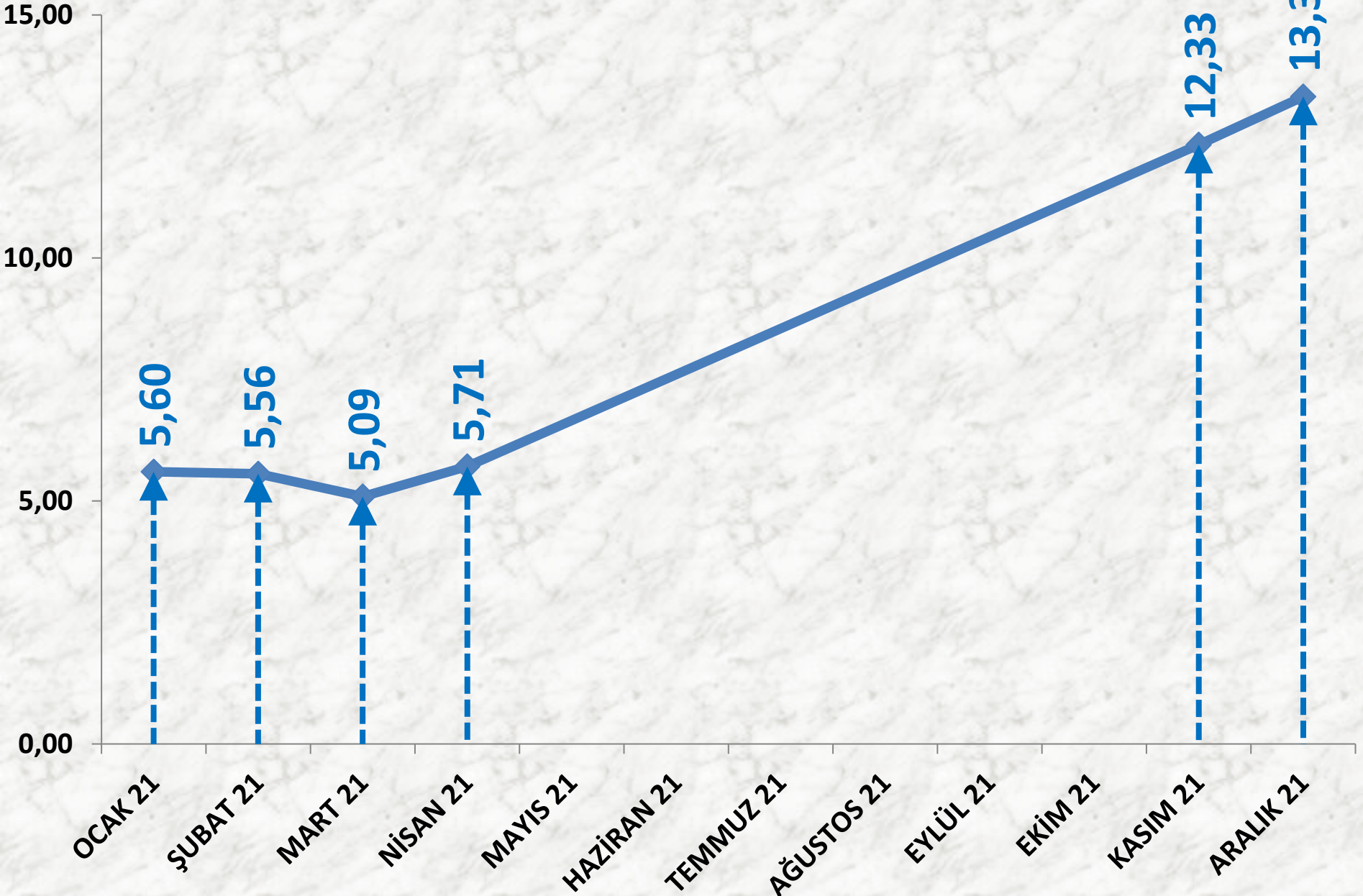
İŞLEM MİKTARI (TON)	2019 ARALIK		2020 ARALIK		2021 ARALIK	
	MTS	12077 TON	-3%	11666 TON	-2%	11407 TON

EN AZ FİYAT	2019 ARALIK		2020 ARALIK		2021 ARALIK	
	MTS	3,05 TL	65%	5,03 TL	111%	10,61 TL

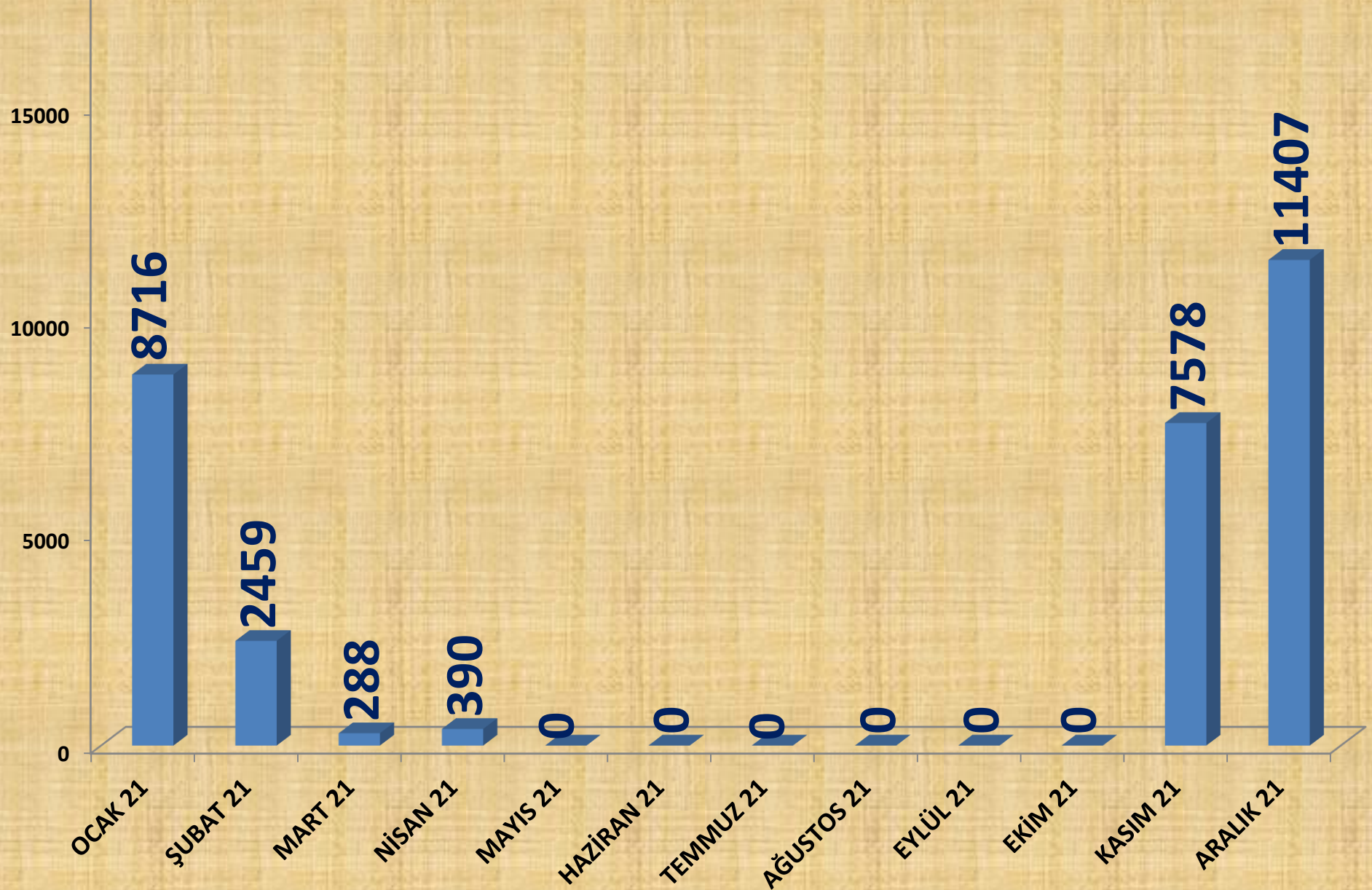
EN ÇOK FİYAT	2019 ARALIK		2020 ARALIK		2021 ARALIK	
	MTS	4,30 TL	51%	6,50 TL	131%	15,00 TL

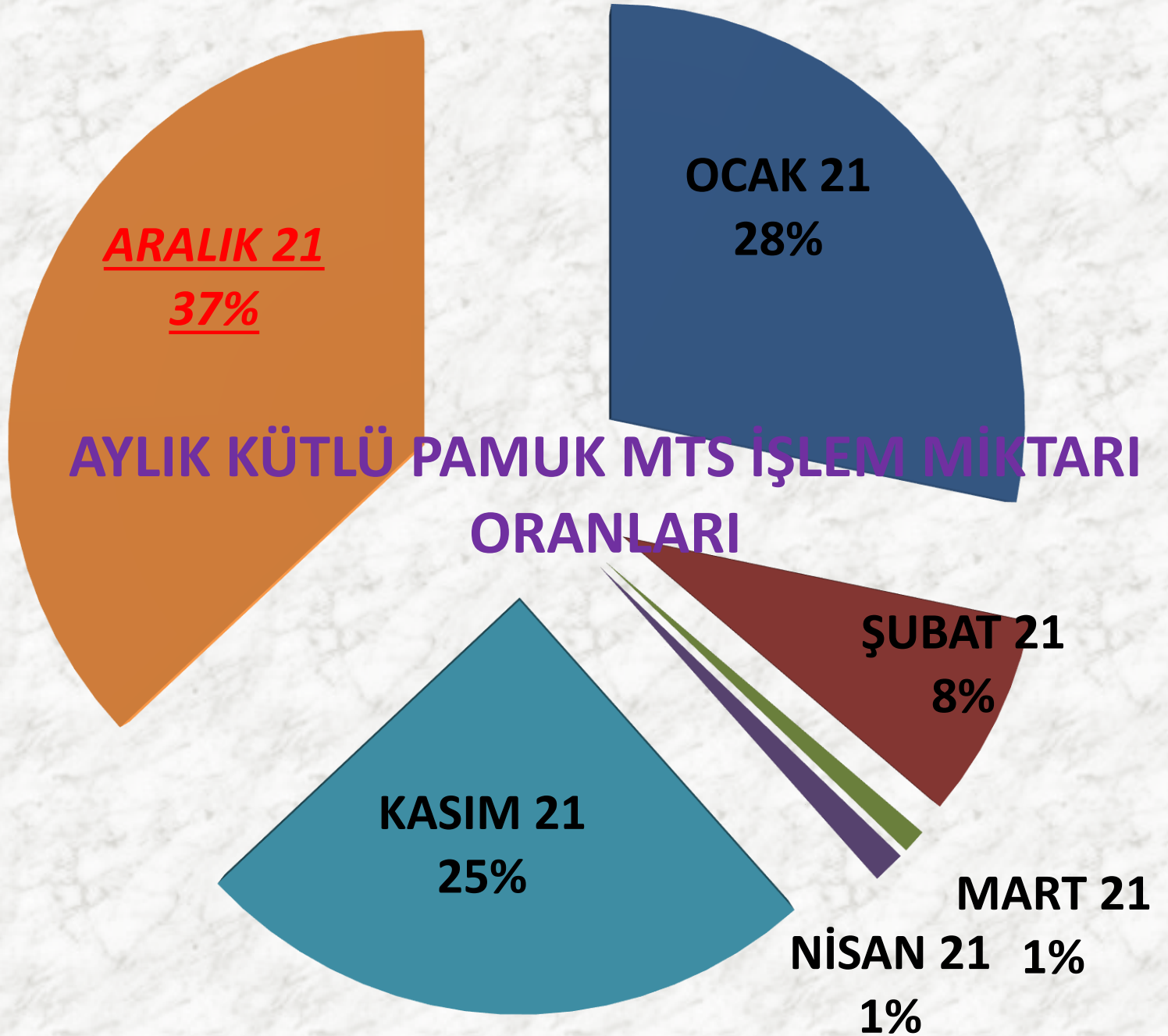
ORTALAMA FİYAT	2019 ARALIK		2020 ARALIK		2021 ARALIK	
	MTS	3,78 TL	49%	5,63 TL	137%	13,32 TL

AYLIK KÜTLÜ PAMUK FİYAT TRENDİ (TL)

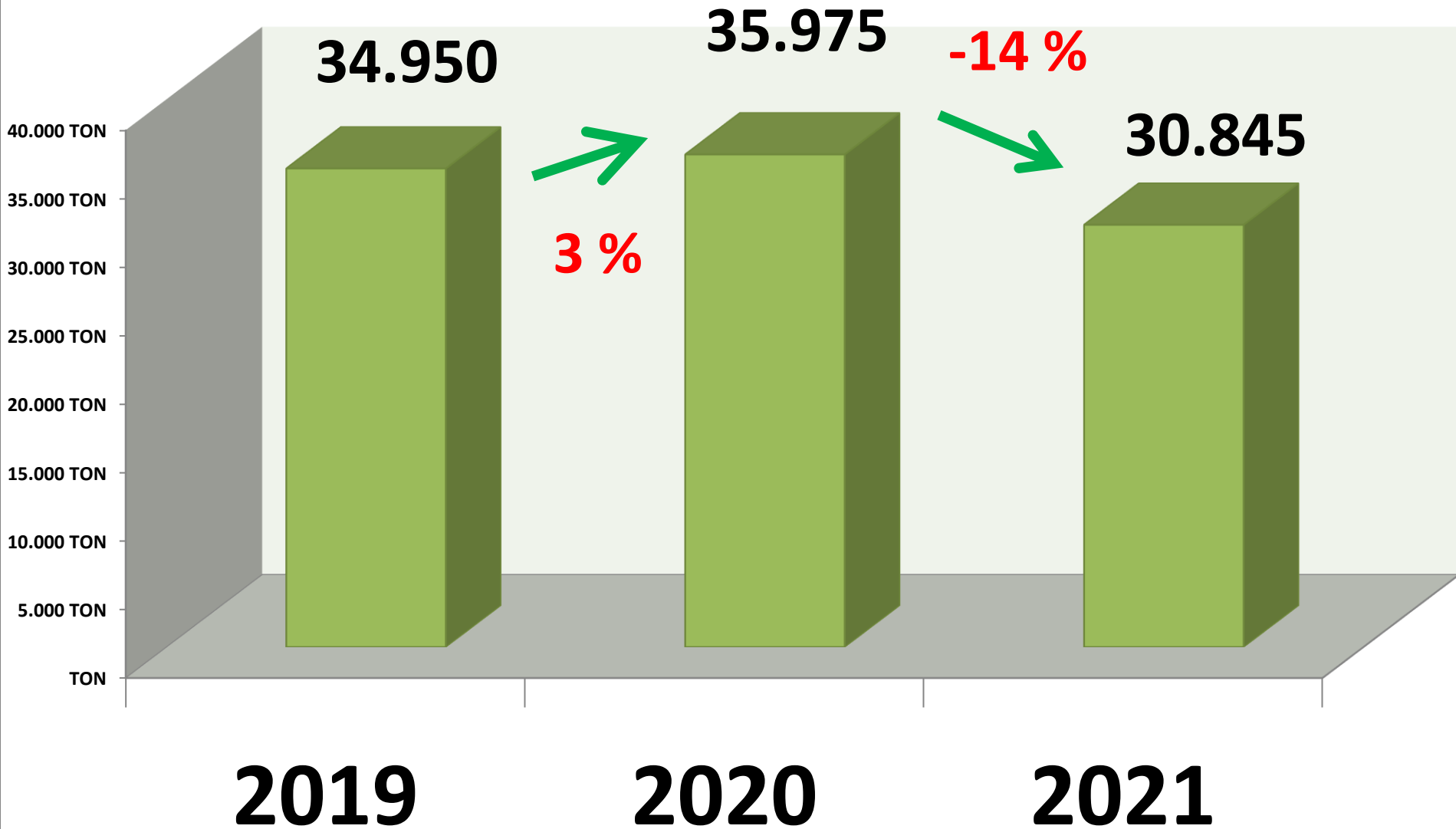


AYLIK KÜTLÜ PAMUK İŞLEM MİKTARI (TON)

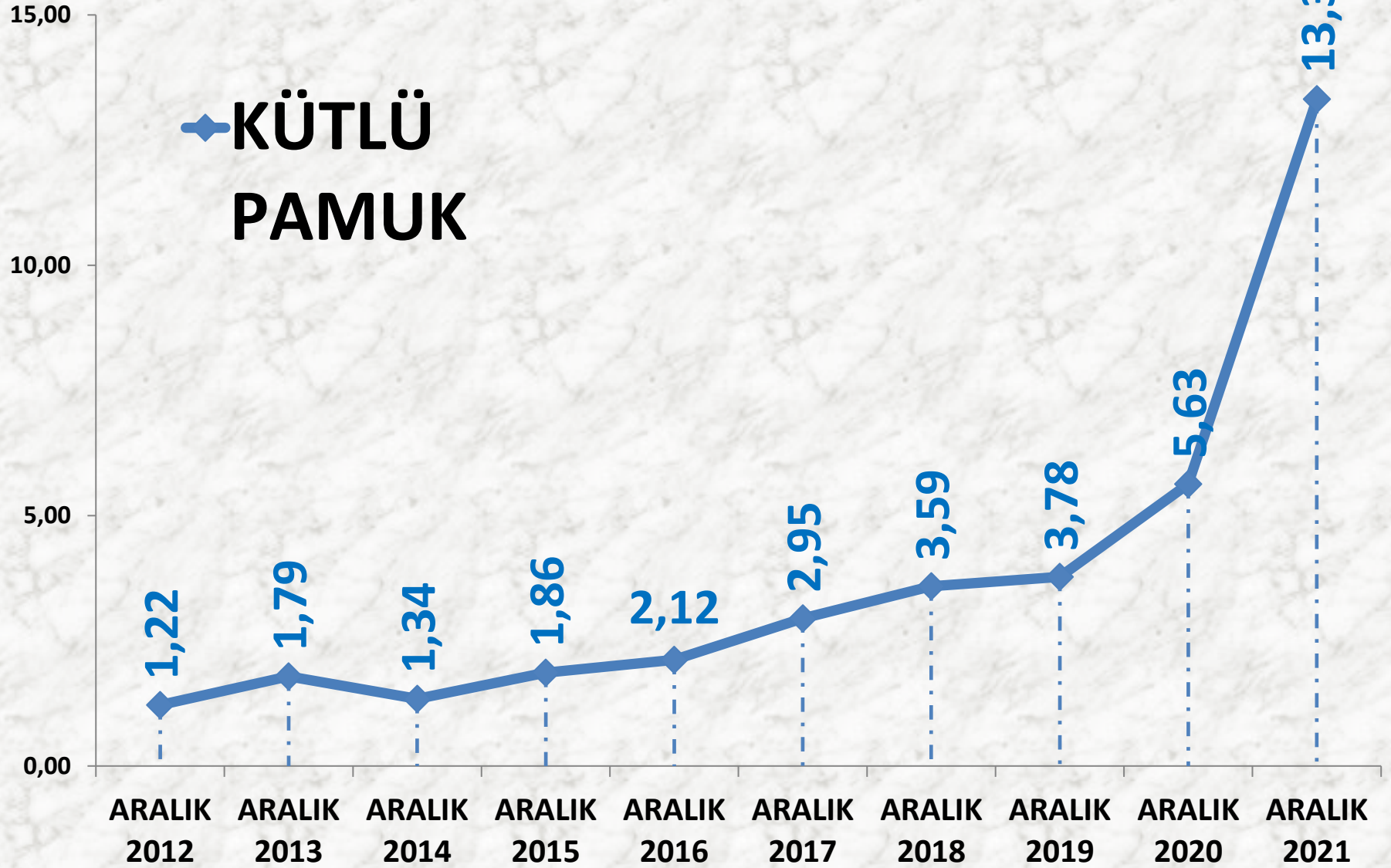




YILLIK TOPLAM KÜTLÜ PAMUK İŞLEM MİKTARI (TON)



ARALIK AYLARI K.PAMUK FİYAT TRENDİ (₺)



MAHLIÇ PAMUK

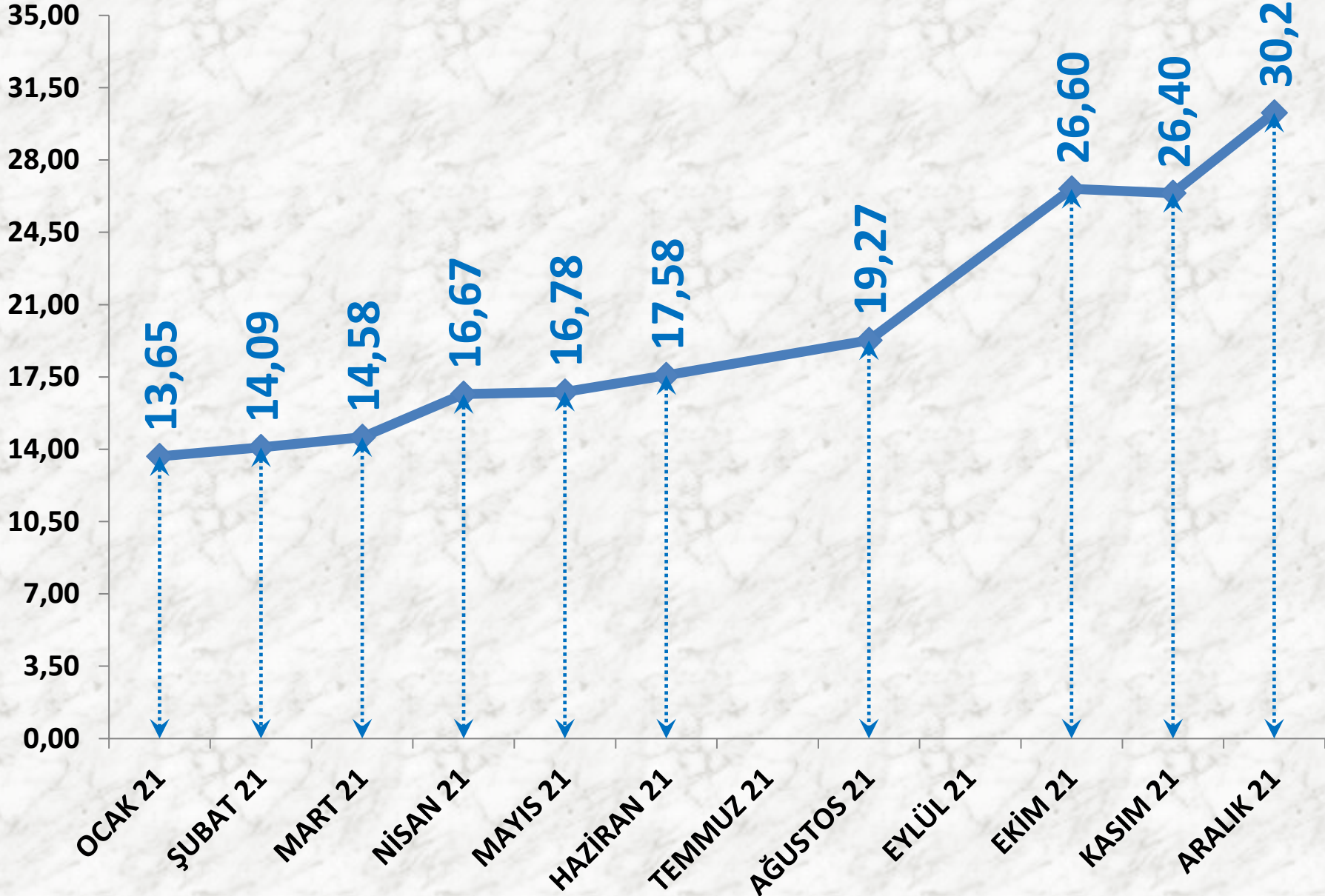
İŞLEM MİKTARI (TON)	2019 ARALIK		2020 ARALIK		2021 ARALIK	
	TTS	1.457 TON	28%	1.861 TON	3%	1.909 TON

EN AZ FİYAT	2019 ARALIK		2020 ARALIK		2021 ARALIK	
	TTS	9,25 TL	32%	12,20 TL	113%	26,00 TL

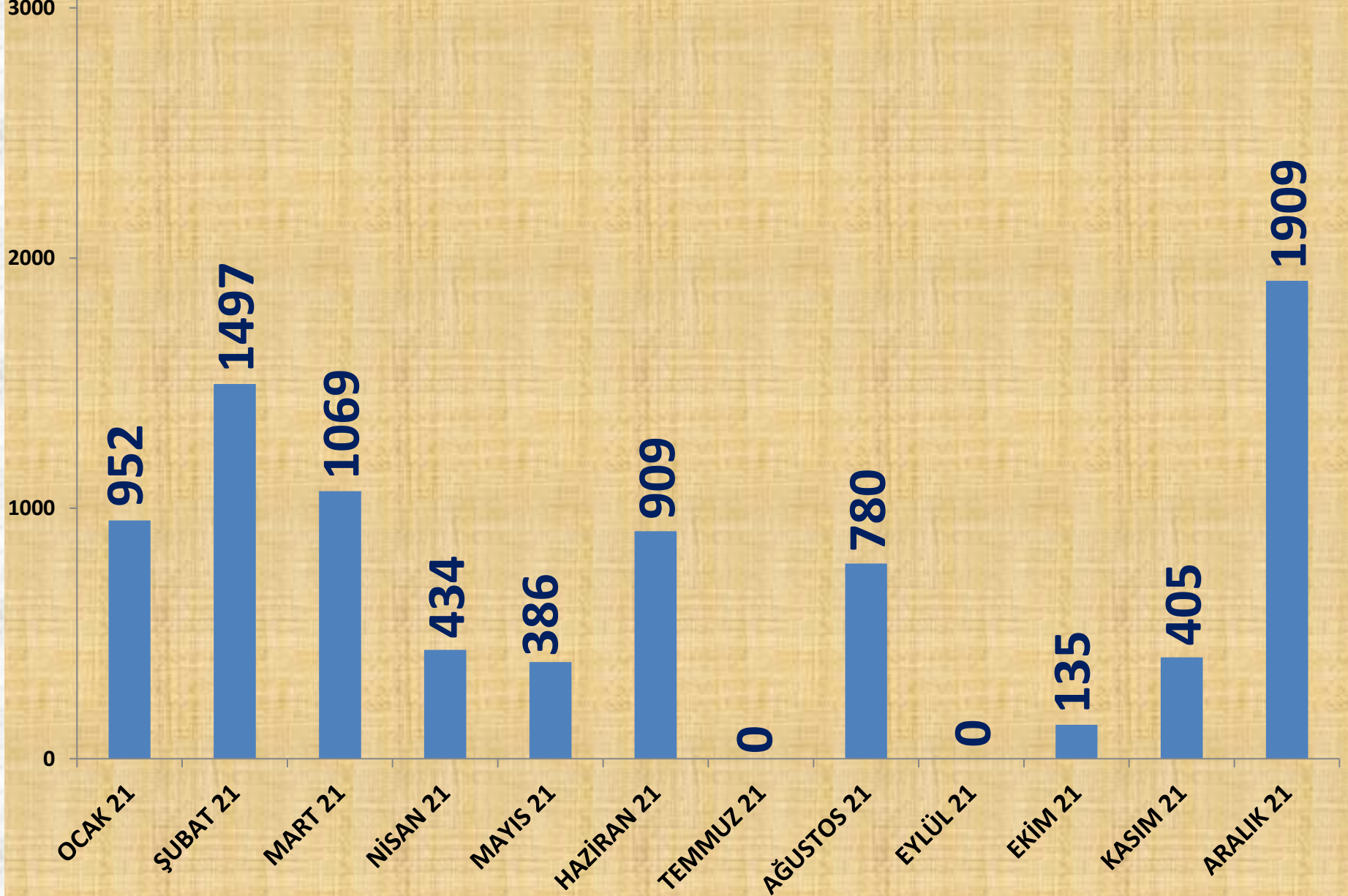
EN ÇOK FİYAT	2019 ARALIK		2020 ARALIK		2021 ARALIK	
	TTS	9,60 TL	38%	13,20 TL	165%	35,00 TL

ORTALAMA FİYAT	2019 ARALIK		2020 ARALIK		2021 ARALIK	
	TTS	9,44 TL	35%	12,73 TL	138%	30,28 TL

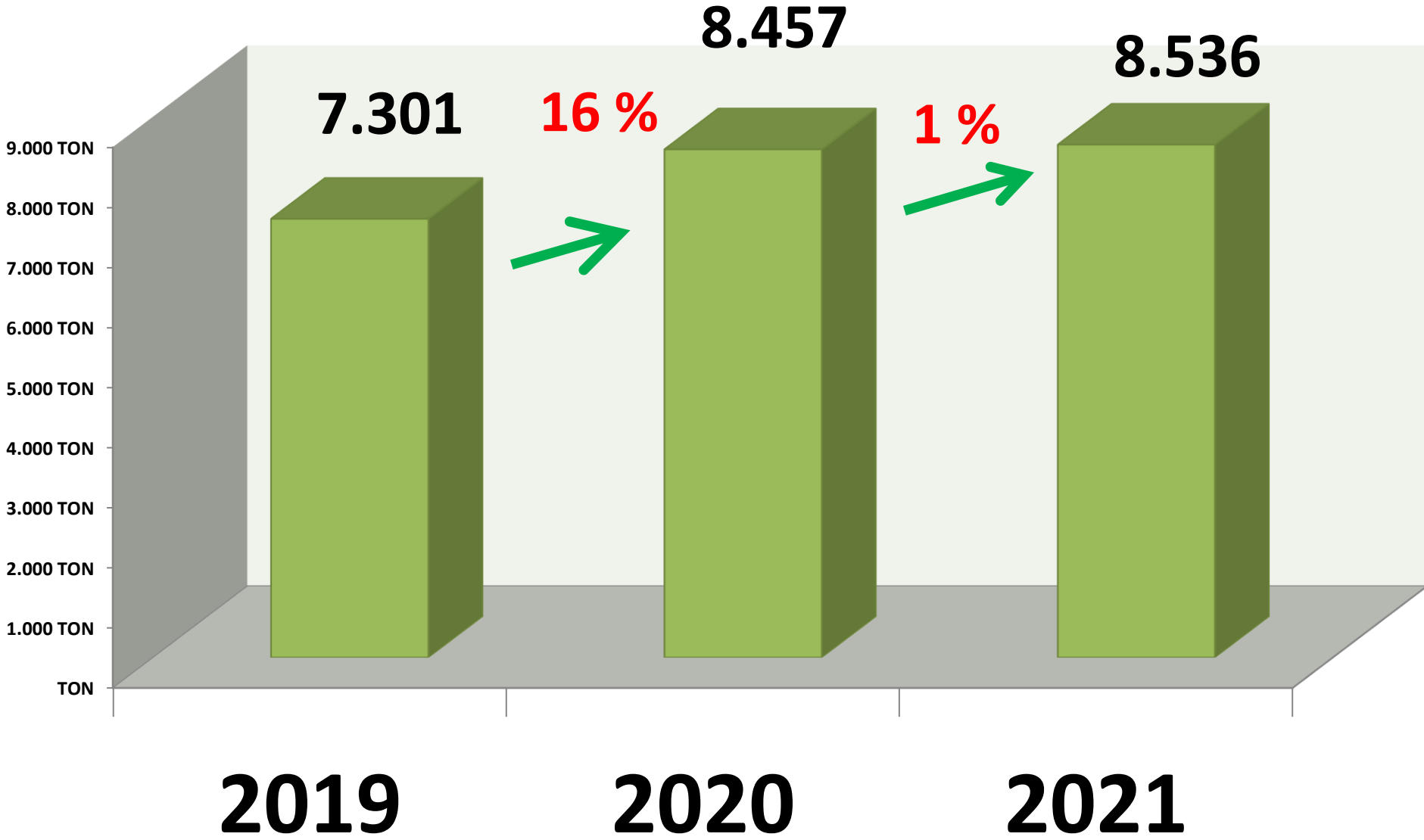
AYLIK MAHLIÇ PAMUK FİYAT TRENDİ (TL)



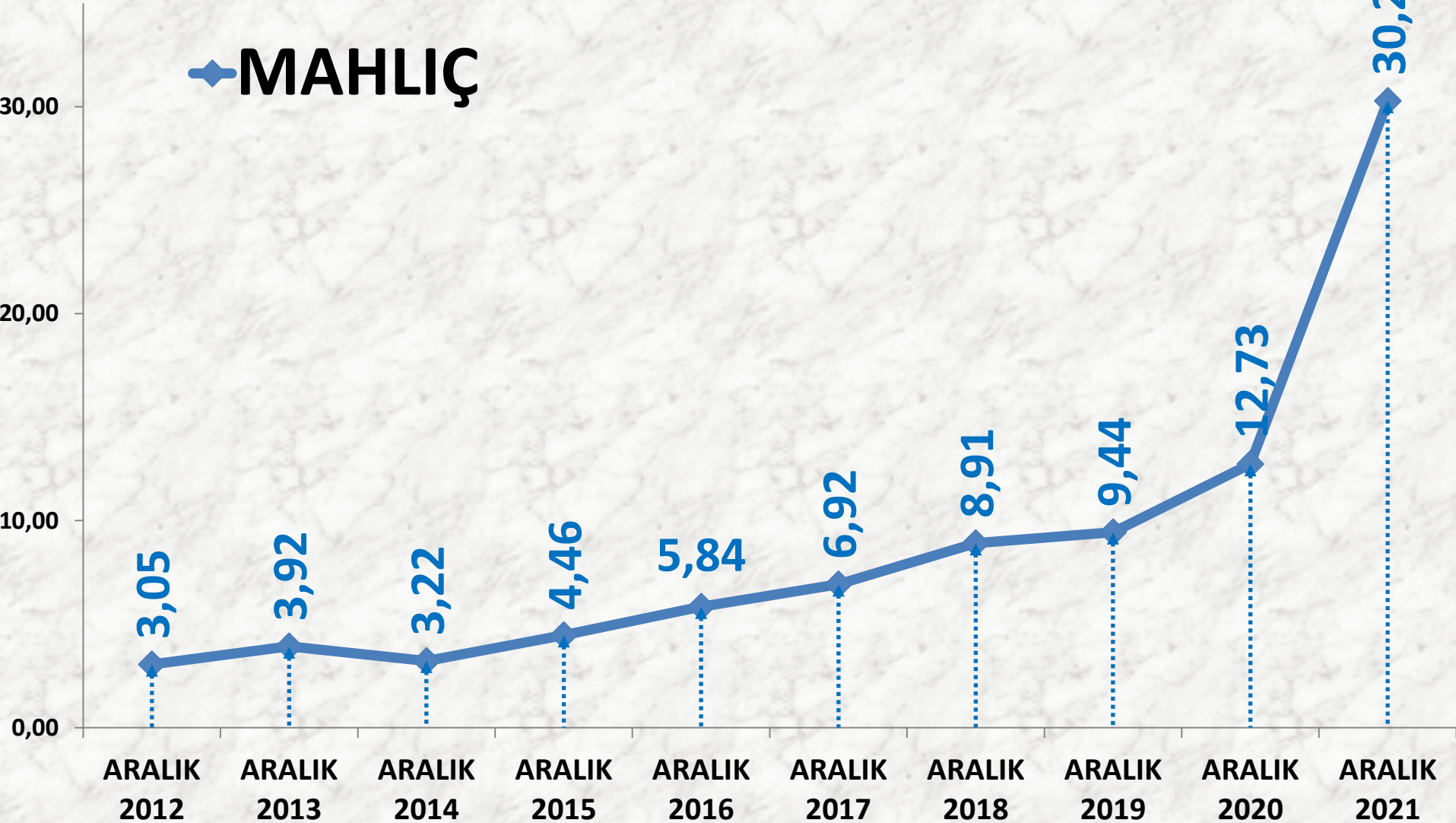
AYLIK MAHLIÇ PAMUK İŞLEM MİKTARI (TON)



YILLIK TOPLAM MAHLIÇ PAMUK İŞLEM MİKTARI (TON)



ARALIK AYLARI MAHLIÇ PAMUK FİYAT ORT. (TL)



KEKİK

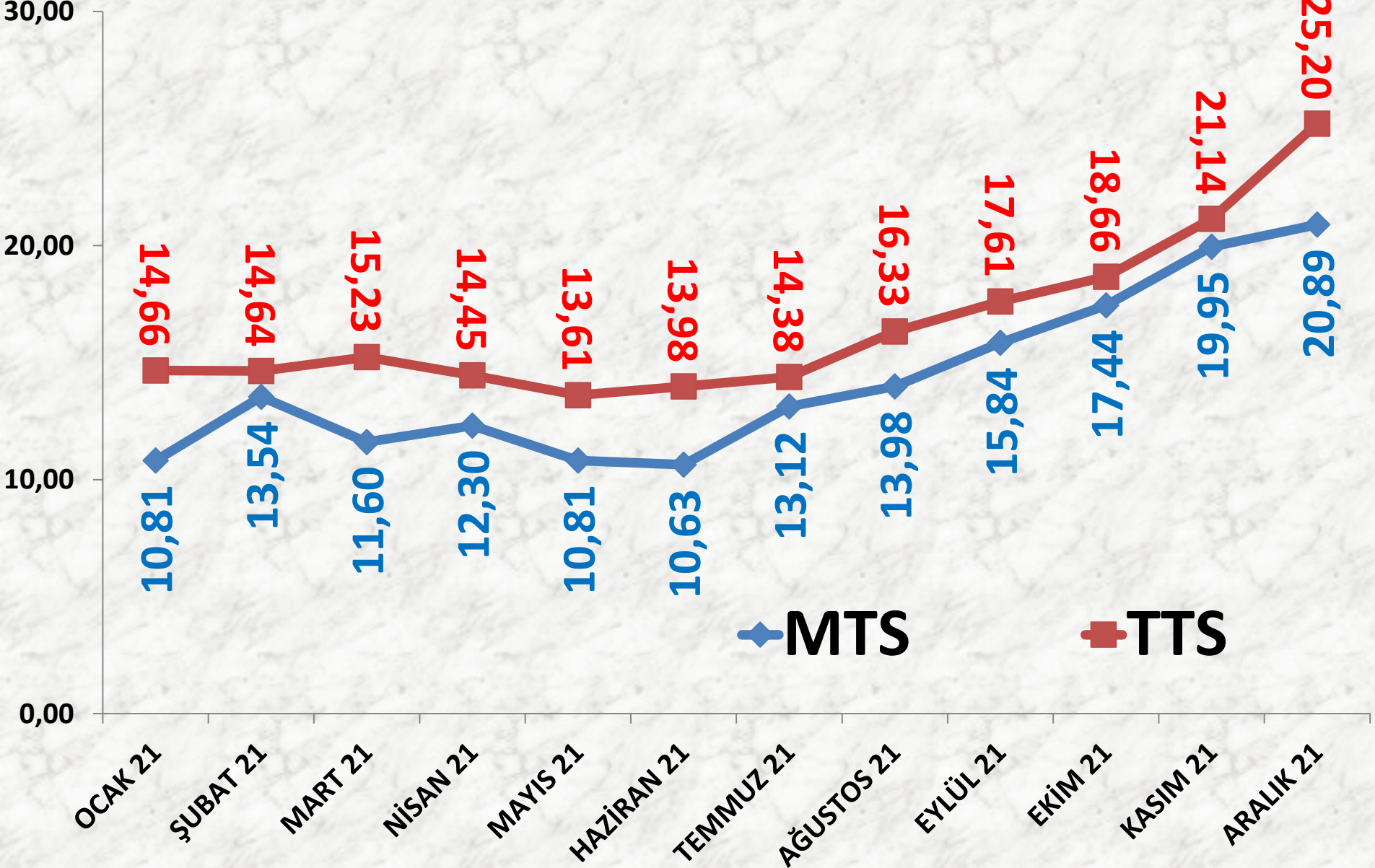
İŞLEM HACMI (TON)	2019 ARALIK	2020 ARALIK		2021 ARALIK	
<i>MTS</i>	1106 TON	-53%	524 TON	39%	730 TON
<i>TTS</i>	902 TON	-34%	599 TON	6%	636 TON

EN AZ FİYAT	2019 ARALIK	2020 ARALIK		2021 ARALIK	
<i>MTS</i>	6,98 TL	38%	9,60 TL	48%	14,17 TL
<i>TTS</i>	7,00 TL	33%	9,30 TL	120%	20,50 TL

EN ÇOK FİYAT	2019 ARALIK	2020 ARALIK		2021 ARALIK	
<i>MTS</i>	10,04 TL	14%	11,42 TL	123%	25,51 TL
<i>TTS</i>	25,00 TL	-19%	20,25 TL	116%	43,70 TL

ORT. FİYAT	2019 ARALIK	2020 ARALIK		2021 ARALIK	
<i>MTS</i>	8,41 TL	24%	10,42 TL	100%	20,89 TL
<i>TTS</i>	9,06 TL	33%	12,08 TL	109%	25,20 TL

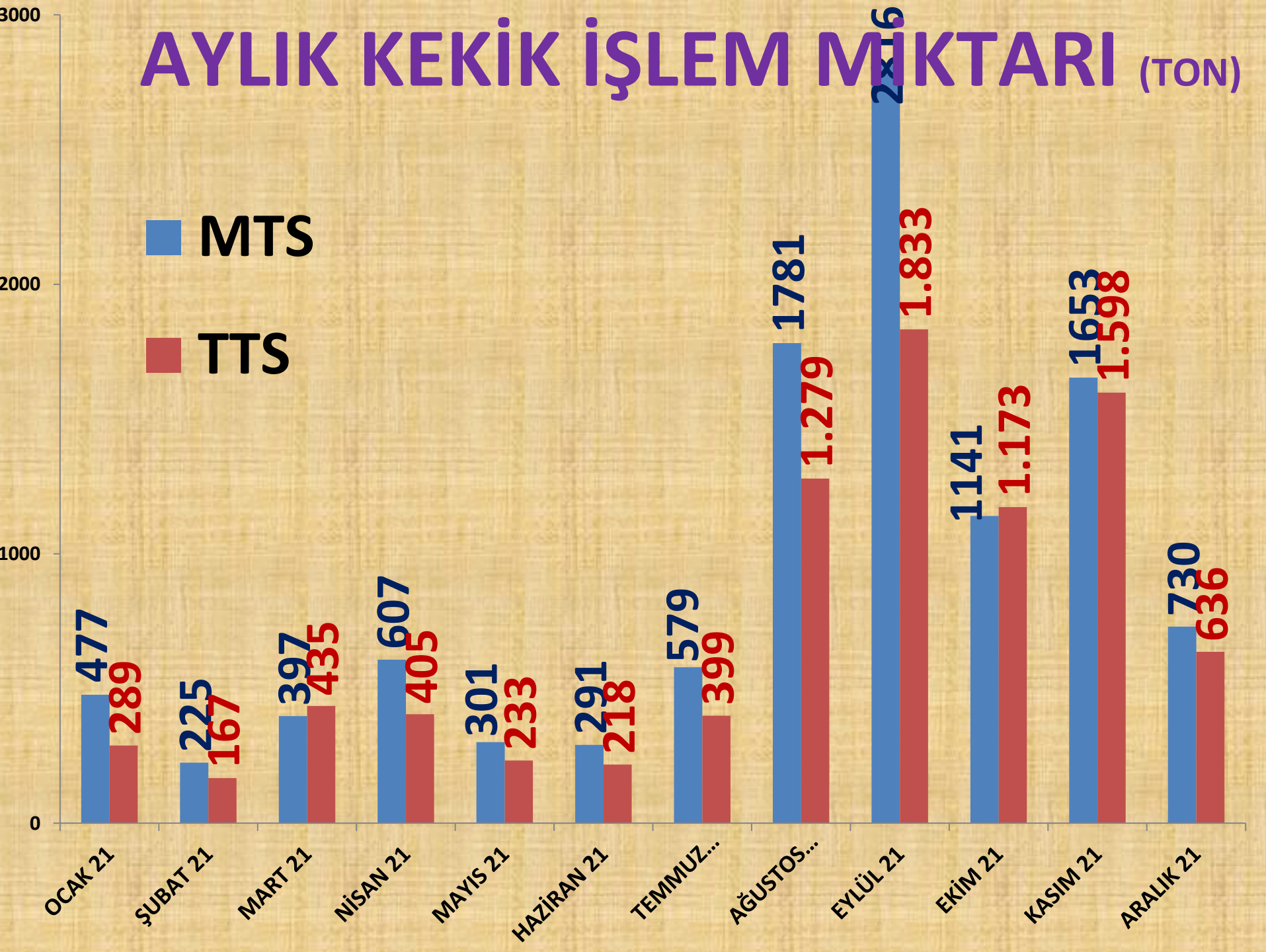
AYLIK KEKİK FİYAT TRENDİ_(TL)

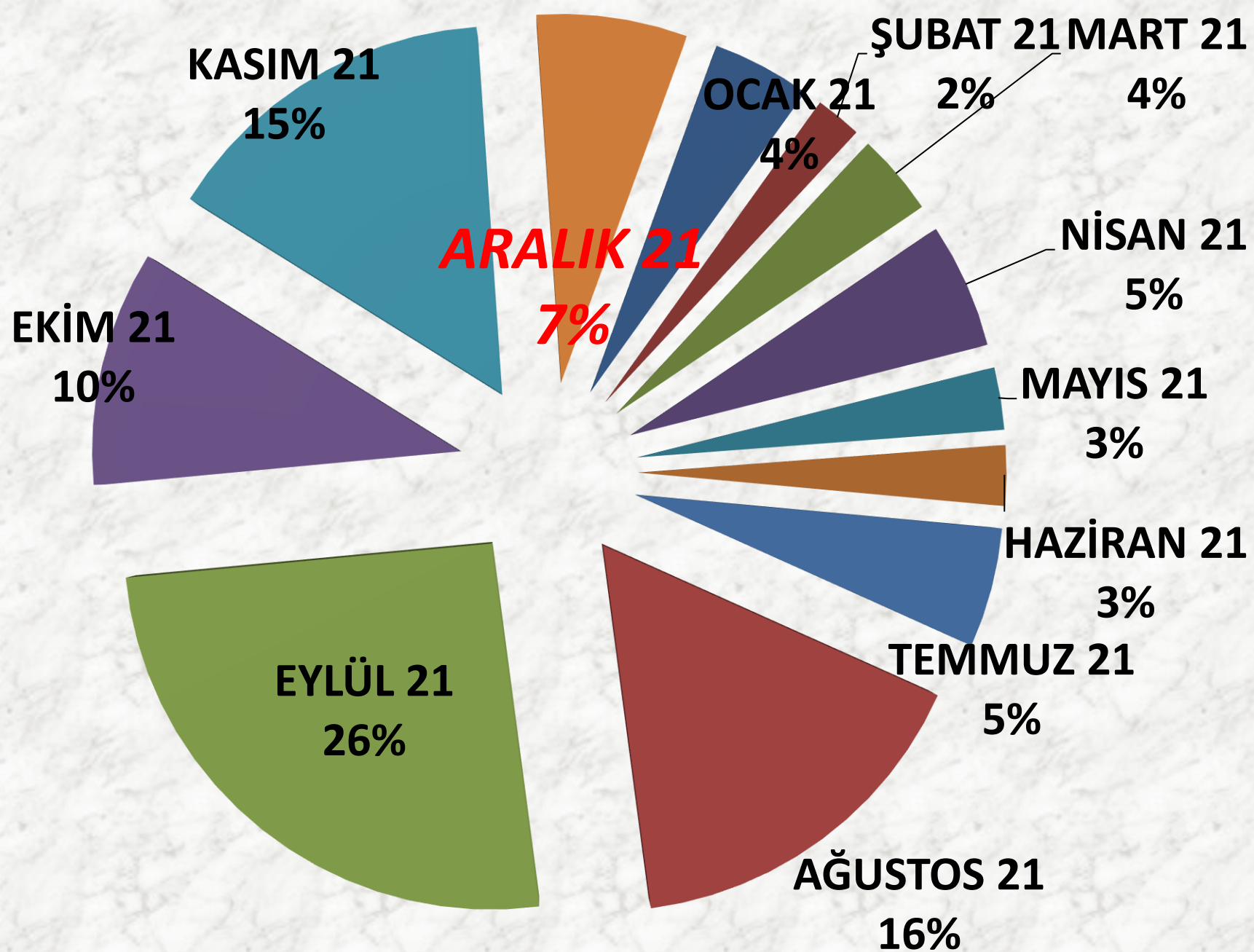


AYLIK KEKİK İŞLEM MİKTARI (TON)

■ MTS

■ TTS



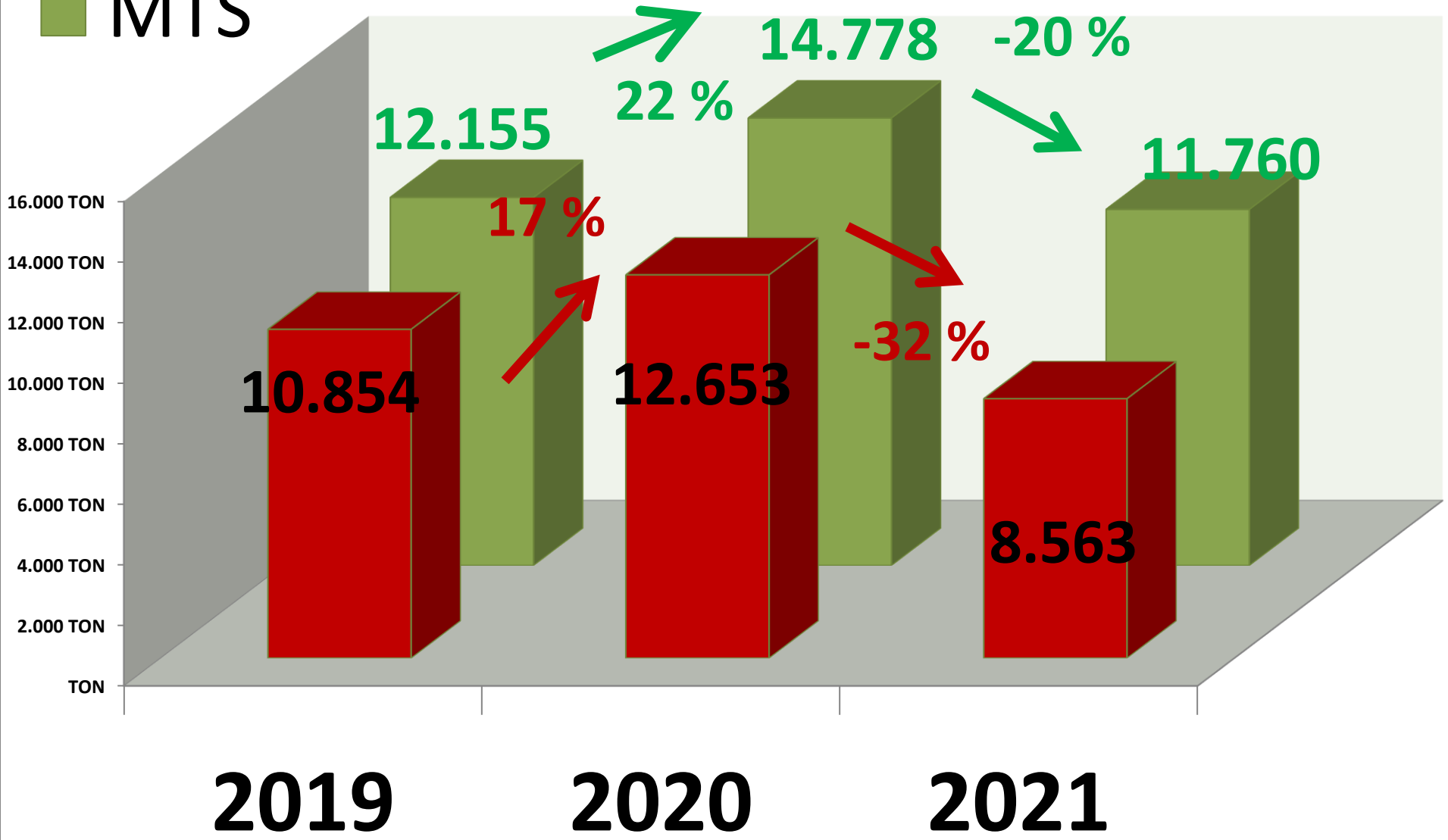


AYLIK KEKİK MTS İŞLEM MİKTARI ORANLARI

YILLIK TOPLAM KEKİK İŞLEM MİKTARI (TON)

■ TTS

■ MTS



ANASON

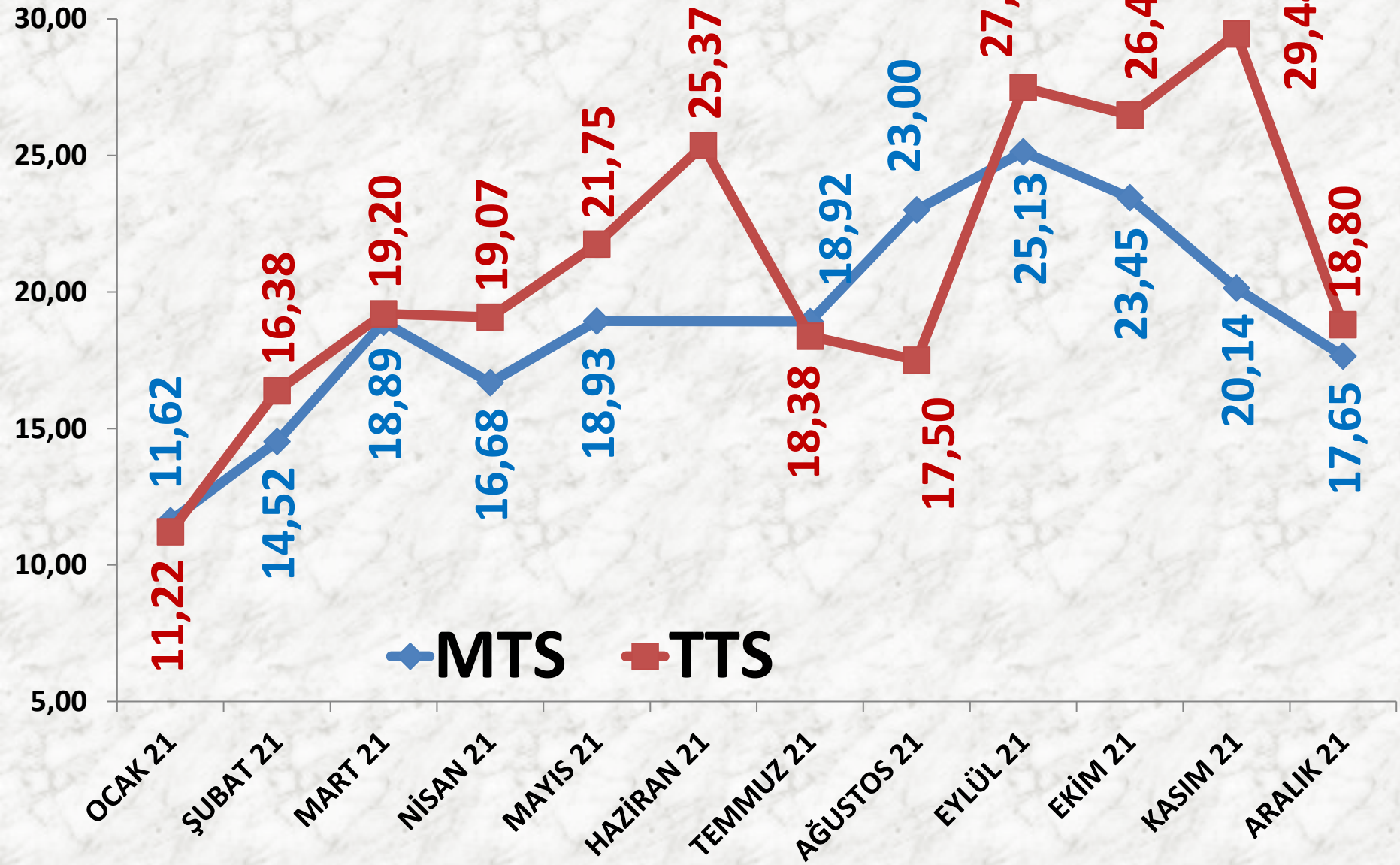
İŞLEM MİKTARI (TON)	2019 ARALIK	2020 ARALIK		2021 ARALIK	
MTS	207 TON	-100%	0	-	20 TON
TTS	200 TON	-7%	186 TON	103%	377 TON

EN AZ FİYAT	2019 ARALIK	2020 ARALIK		2021 ARALIK	
MTS	17,00 TL	-	-	-	17,65 TL
TTS	18,60 TL	-6%	17,50 TL	7%	18,80 TL

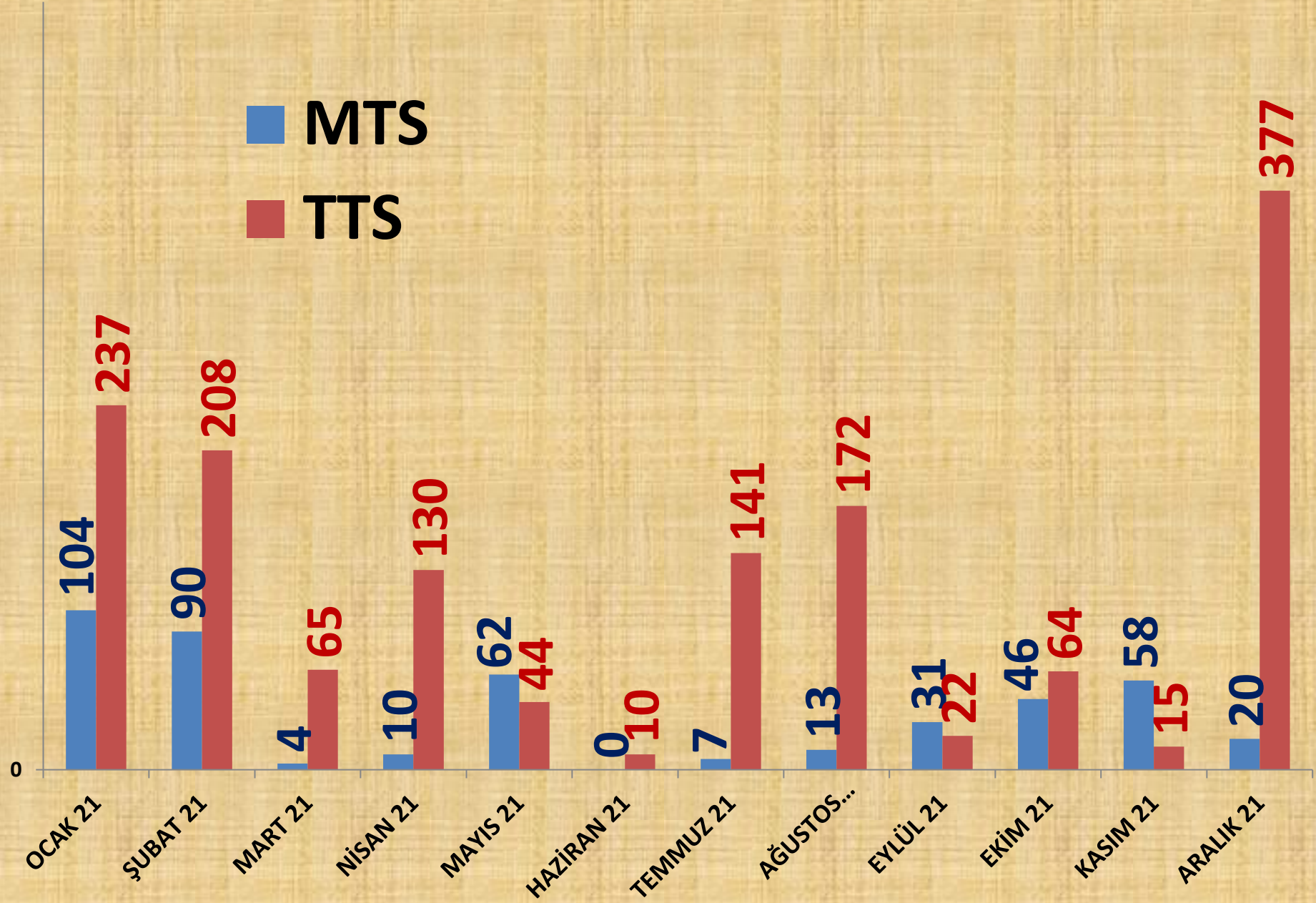
EN ÇOK FİYAT	2019 ARALIK	2020 ARALIK		2021 ARALIK	
MTS	25,96 TL	-	-	-	34,00 TL
TTS	26,00 TL	-8%	23,94 TL	54%	36,76 TL

ORT. FİYAT	2019 ARALIK	2020 ARALIK		2021 ARALIK	
MTS	20,06 TL	-	-	-	29,98 TL
TTS	19,67 TL	-10%	17,79 TL	31%	23,24 TL

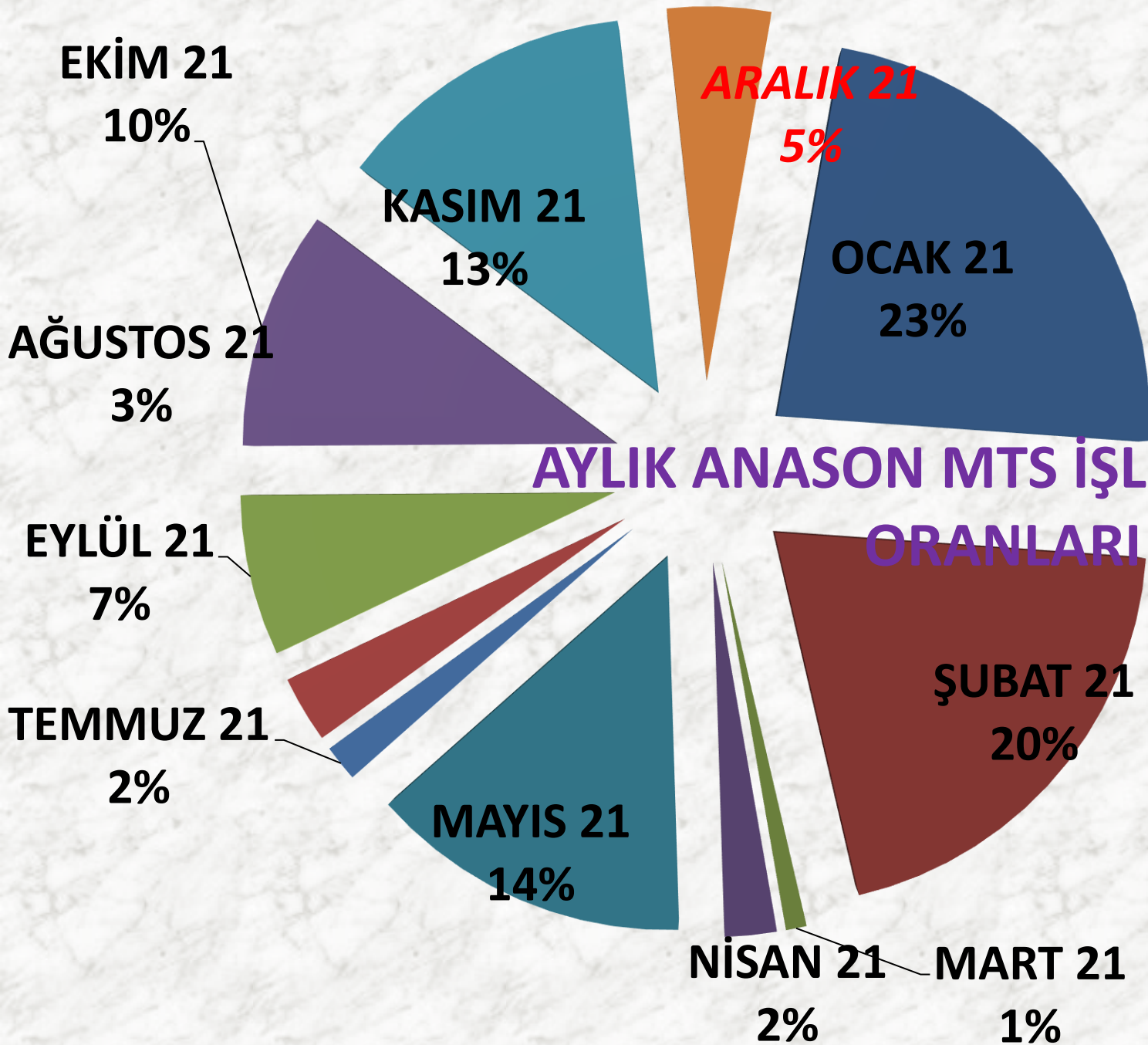
AYLIK ANASON FİYAT TRENDİ (TL)



AYLIK ANASON İŞLEM MİKTARI (TON)



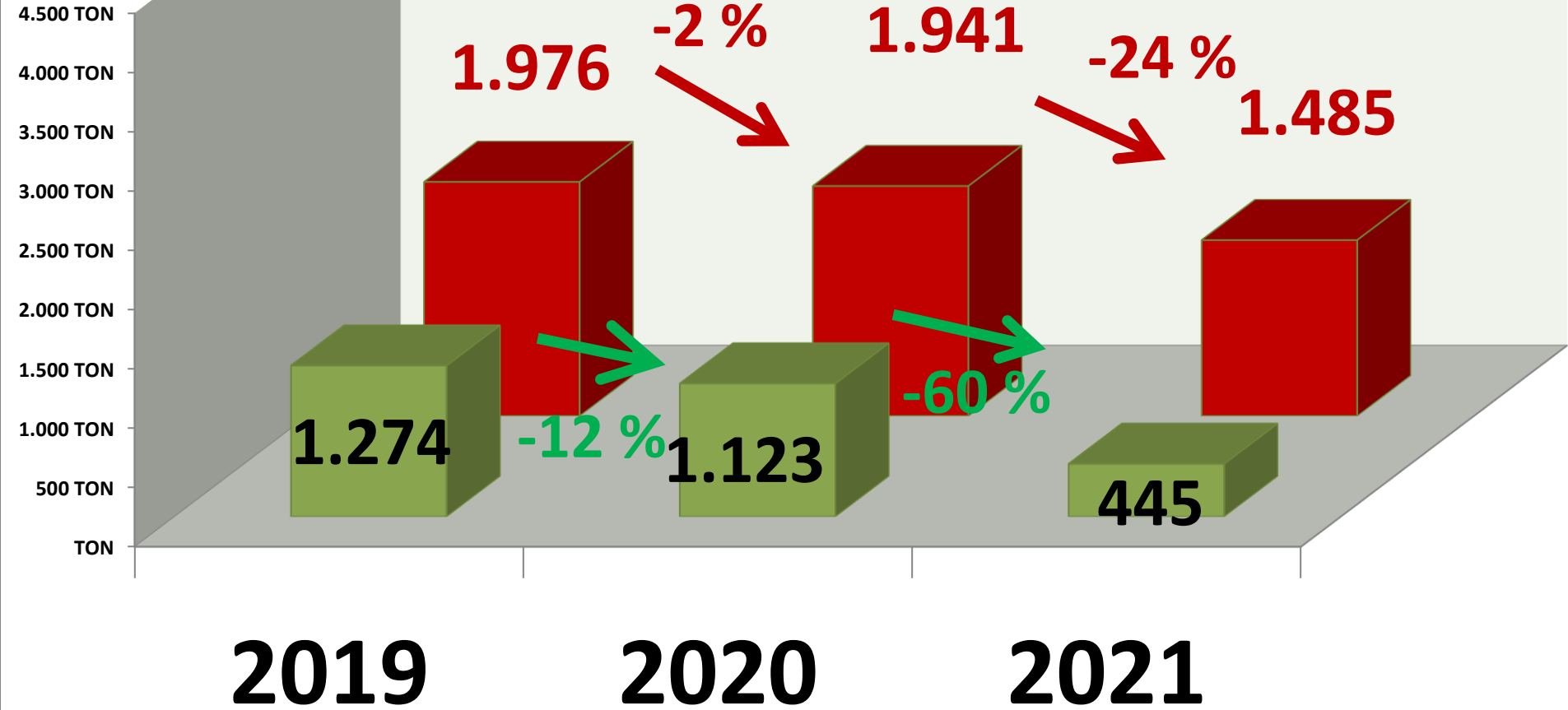
AYLIK ANASON MTS İŞLEM MİKTARI ORANLARI



YILLIK TOPLAM ANASON İŞLEM MİKTARI (TON)

■ MTS

■ TTS



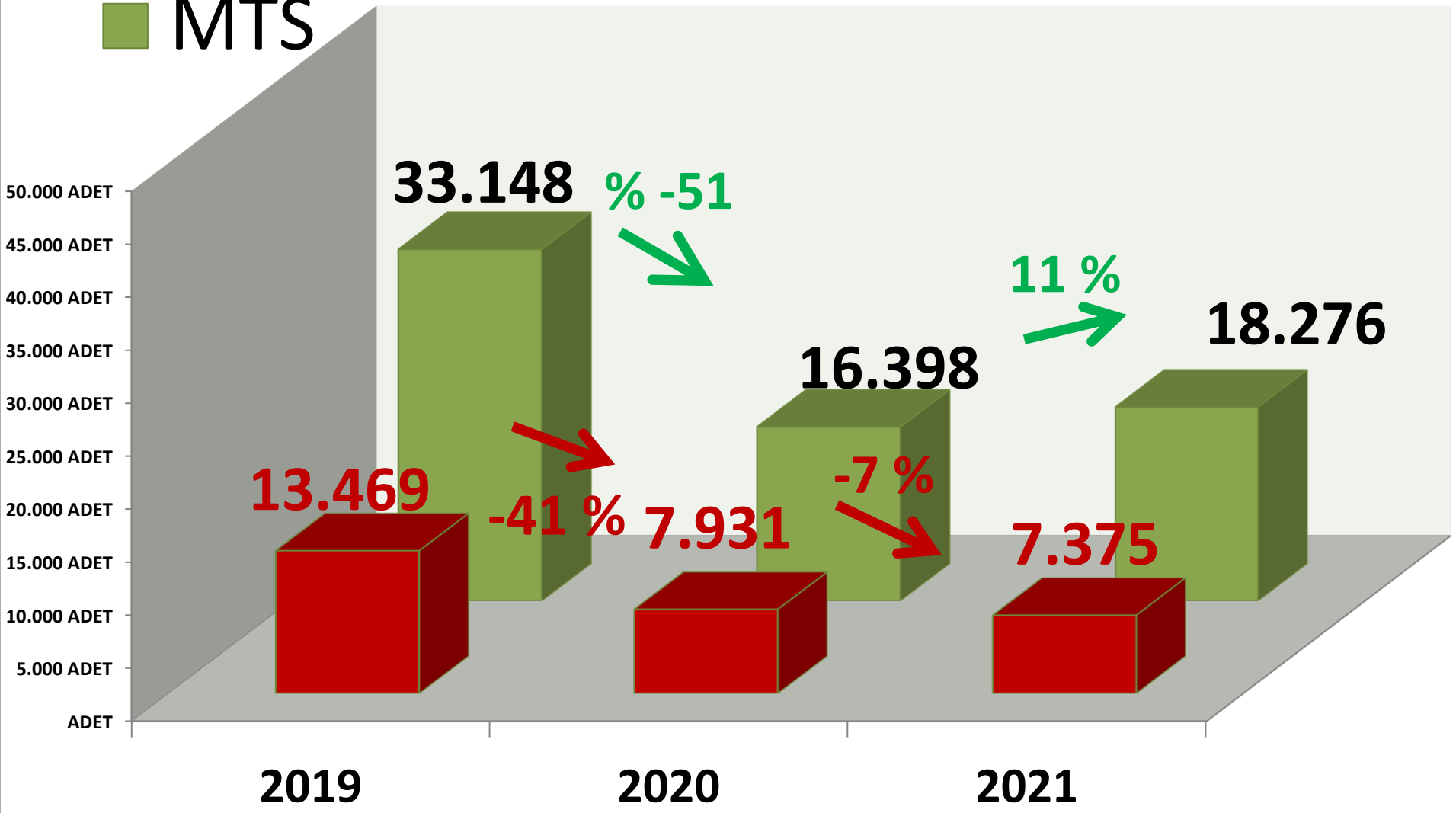
KASAPLIK CANLI HAYVAN

BÜYÜKBAŞ (ADET)	2019 ARALIK	2020 ARALIK		2021 ARALIK	
MTS	1972 ADET	-27%	1447 ADET	-2%	1417 ADET
TTS	1107 ADET	-52%	536 ADET	65%	885 ADET

KÜÇÜKBAŞ (ADET)	2019 ARALIK	2020 ARALIK		2021 ARALIK	
MTS	2622 ADET	25%	3271 ADET	-13%	2852 ADET
TTS	234 ADET	-8%	216 ADET	216%	682 ADET

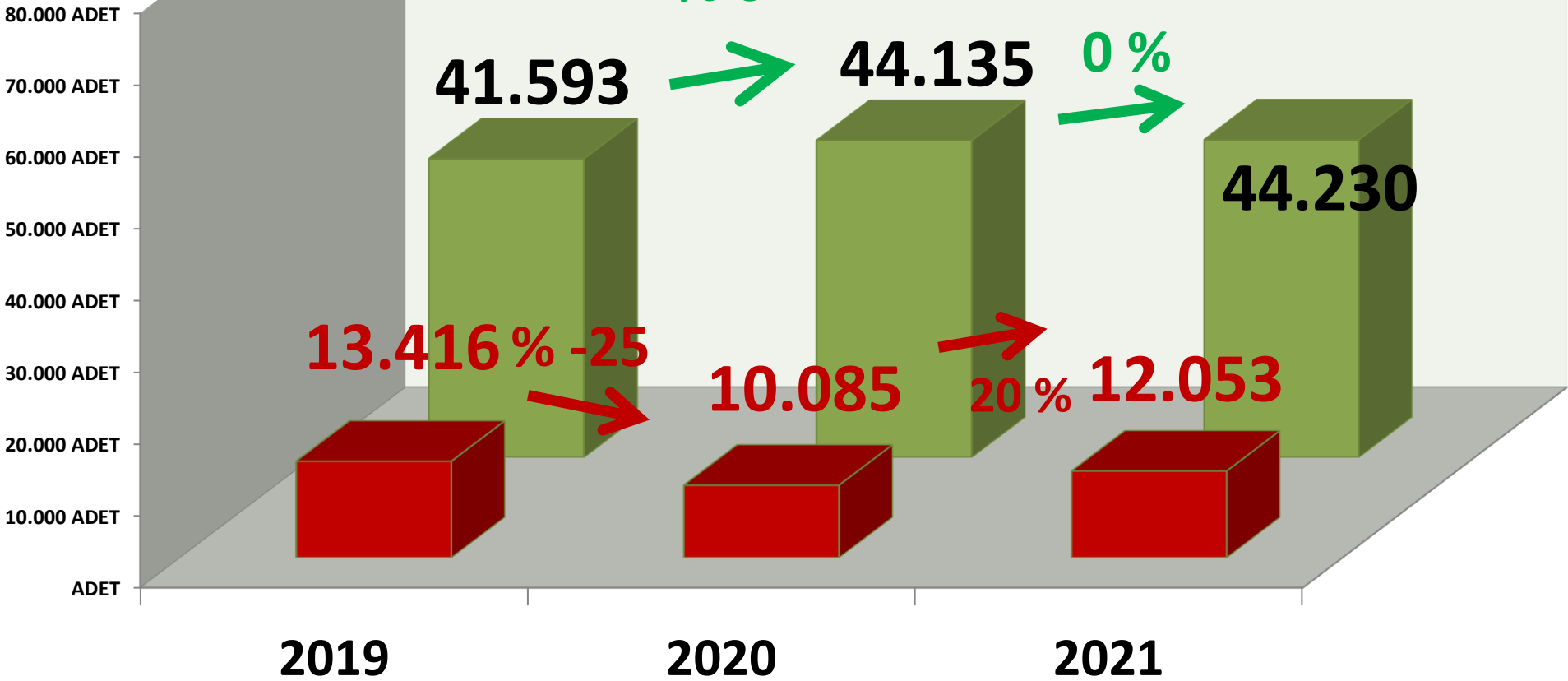
TTS YILLIK TOPLAM BÜYÜKBAŞ İŞLEM (ADET)

■ TTS
■ MTS



TTS YILLIK TOPLAM KÜÇÜKBAŞ İŞLEM_(ADET)

■ MTS





DINLEDİĞİNİZ İÇİN
TEŞEKKÜR EDERİM

RECEP MENGİ

