

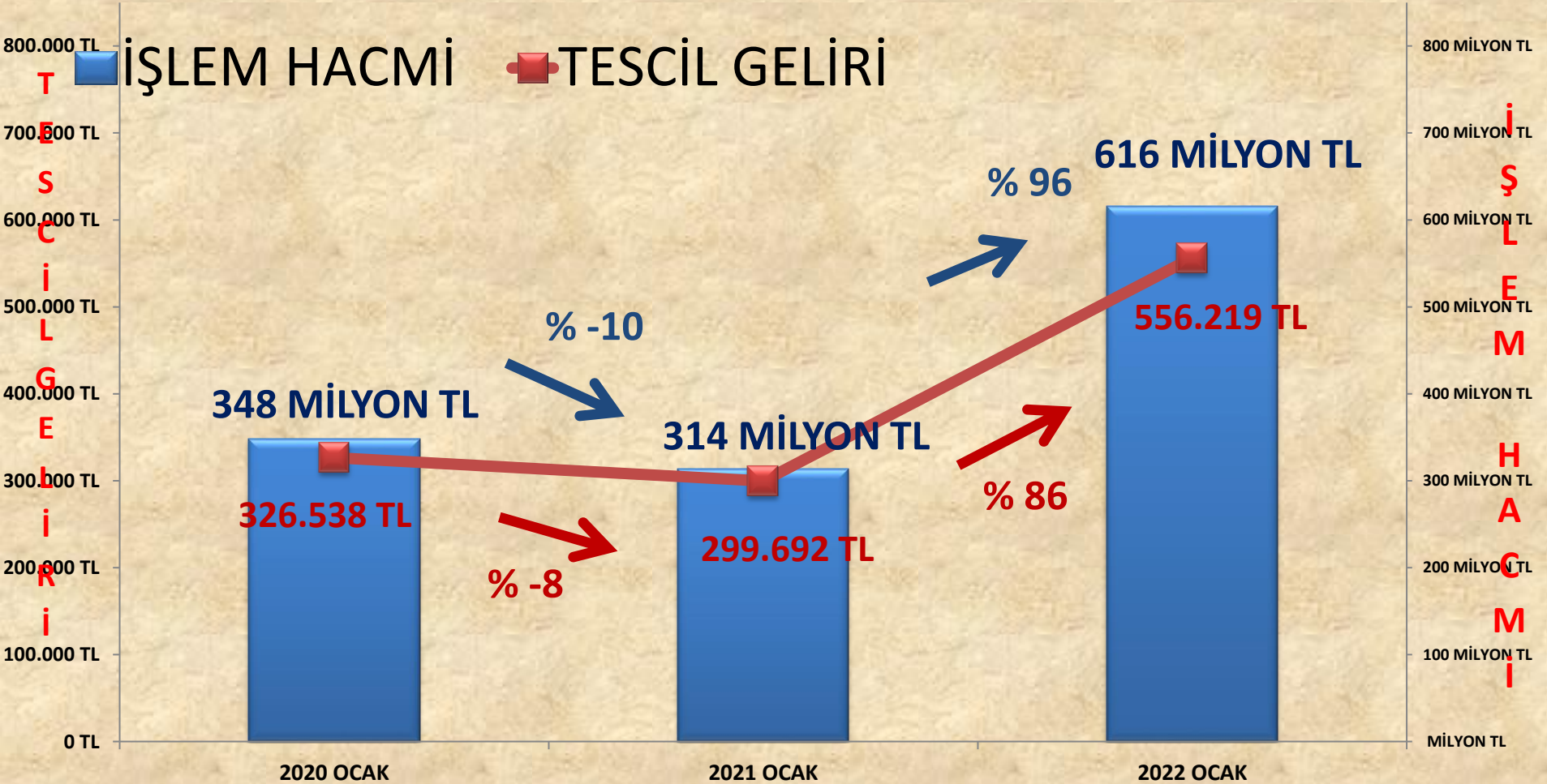


# OCAK 2022 TESCİL SUNUMU



# İŞLEM HACMİ VE TESCİL GELİRİ VERİLERİ

	2020 OCAK		2021 OCAK		2022 OCAK
İŞLEM HACMİ	348 MİLYON TL	-10%	314 MİLYON TL	96%	616 MİLYON TL
TESCİL GELİRİ	326.538 TL	-8%	299.692 TL	86%	556.219 TL



## 2021 OCAK

ÜRÜN GRUBU	Miktar(kg./lt/adet)	Tutar(TL)
BAKLİYAT VE MAMÜLLERİ	532.756	3.863.350
BİTKİSEL YAĞLAR	159	2.596
KOTASYON DIŐI ÜRÜNLER	35.938.574	112.311.772
HAM DERİLER VE BAĞIRSAKLAR	56.784	255.939
HAYVANSAL YAĞLAR	338	12.315
HUBUBAT .	12.199.654	19.160.072
HUBUBAT MAMÜLLERİ	124.600	258.581
KASAPLIK CANLI HAYVANLAR	6.056	20.446.914
KURU MEYVELER	2.306.174	30.906.800
KÜSPELER	5.860	8.204
ORMAN MAHSÜLLERİ	472.482	1.397.512
TEKSTİL HAMMADDELERİ	9.729.908	62.187.025
YAĞLI TOHUMLAR	6.945.480	63.300.101
<b>TOPLAM</b>	<b>68.318.825</b>	<b>314.111.181</b>

## 2022 OCAK

ÜRÜN GRUBU	Miktar(kg./lt/adet)	Tutar(TL)
BAKLİYAT VE MAMÜLLERİ	308.085	4.893.157
BİTKİSEL YAĞLAR	3.250	136.990
KOTASYON DIŞI ÜRÜNLER	40.833.539	218.230.449
HAM DERİLER VE BAĞIRSAKLAR	28.724	274.538
HAYVANSAL YAĞLAR	496	28.362
HUBUBAT .	7.806.483	26.307.866
HUBUBAT MAMÜLLERİ	125.625	504.520
KASAPLIK CANLI HAYVANLAR	6.823	38.778.937
KURU MEYVELER	879.928	19.177.851
KÜSPELER	0	0
ORMAN MAHSÜLLERİ	499.740	3.390.499
TEKSTİL HAMMADDELERİ	10.713.449	189.837.078
YAĞLI TOHUMLAR	8.197.692	114.187.381
<b>TOPLAM</b>	<b>69.403.833</b>	<b>615.747.629</b>

## 2021 -2022 OCAK DEĞİŞİM

ÜRÜN GRUBU	Miktar(kg./lt/adet)	Tutar(TL)
BAKLİYAT VE MAMÜLLERİ	-224.671	1.029.808
BİTKİSEL YAĞLAR	3.091	134.394
KOTASYON DIŞI ÜRÜNLER	4.894.964	105.918.677
HAM DERİLER VE BAĞIRSAKLAR	-28.060	18.600
HAYVANSAL YAĞLAR	158	16.046
HUBUBAT .	-4.393.171	7.147.794
HUBUBAT MAMÜLLERİ	1.025	245.939
KASAPLIK CANLI HAYVANLAR	767	18.332.023
KURU MEYVELER	-1.426.247	-11.728.949
KÜSPELER	-5.860	-8.204
ORMAN MAHSÜLLERİ	27.258	1.992.987
TEKSTİL HAMMADDELERİ	983.541	127.650.053
YAĞLI TOHUMLAR	1.252.212	50.887.280
<b>TOPLAM</b>	<b>1.085.008</b>	<b>301.636.448</b>

	<b>2022 – 2022 OCAK DEĞİŞİM ORANI</b>	
ÜRÜN GRUBU	Miktar(kg./lt/adet)	Tutar(TL)
BAKLİYAT VE MAMÜLLERİ	<b>-42%</b>	<b>27%</b>
BITKİSEL YAĞLAR	<b>1944%</b>	<b>5177%</b>
KOTASYON DIŞI ÜRÜNLER	<b>14%</b>	<b>94%</b>
HAM DERİLER VE BAĞIRSAKLAR	<b>-49%</b>	<b>7%</b>
HAYVANSAL YAĞLAR	<b>47%</b>	<b>130%</b>
HUBUBAT .	<b>-36%</b>	<b>37%</b>
HUBUBAT MAMÜLLERİ	<b>1%</b>	<b>95%</b>
KASAPLIK CANLI HAYVANLAR	<b>13%</b>	<b>90%</b>
KURU MEYVELER	<b>-62%</b>	<b>-38%</b>
KÜSPELER	<b>-100%</b>	<b>-100%</b>
ORMAN MAHSÜLLERİ	<b>6%</b>	<b>143%</b>
TEKSTİL HAMMADDELERİ	<b>10%</b>	<b>205%</b>
YAĞLI TOHUMLAR	<b>18%</b>	<b>80%</b>
<b>TOPLAM</b>	<b><u>2%</u></b>	<b><u>96%</u></b>



# ARPA

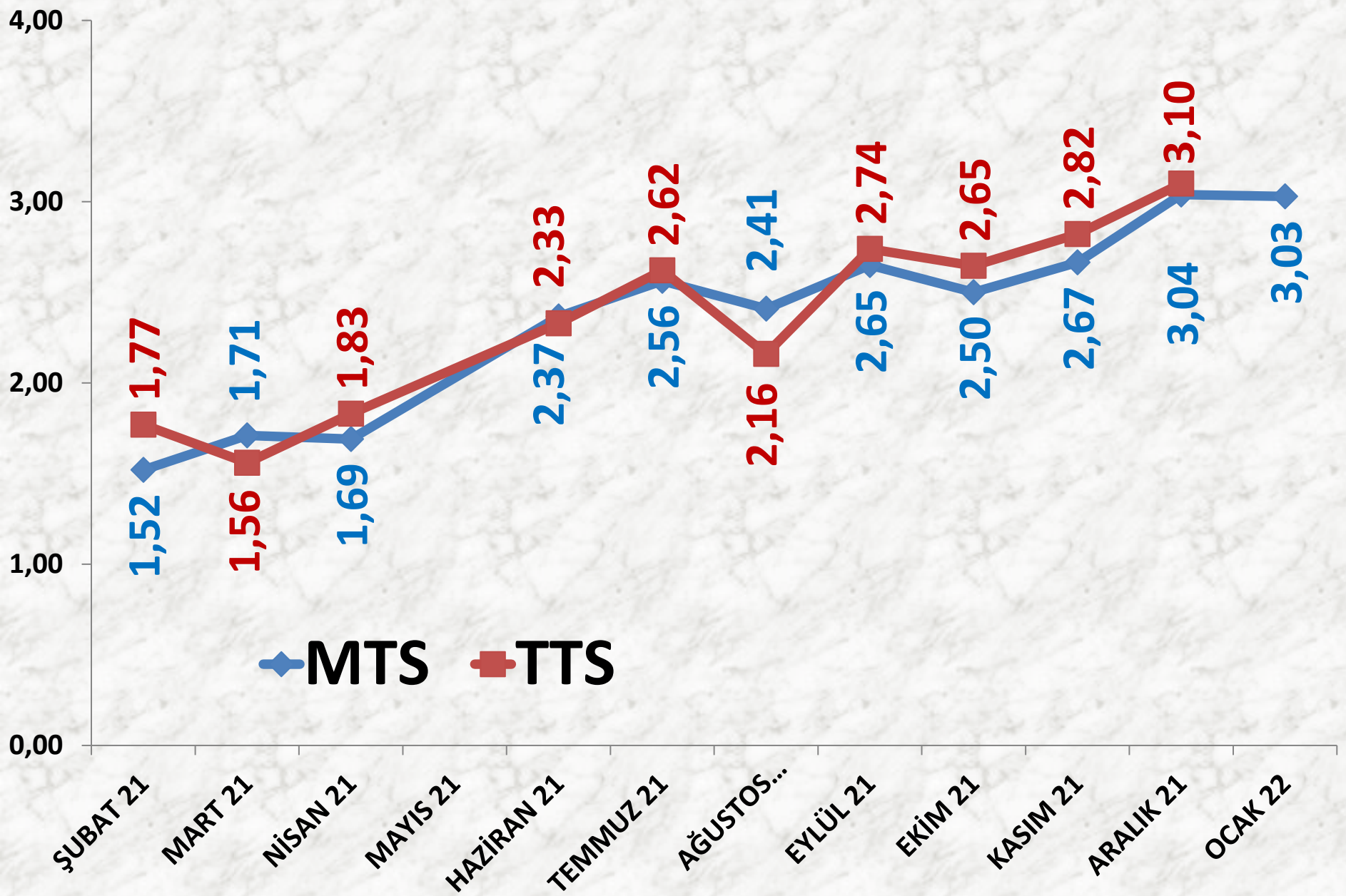
<b>İŞLEM HACMİ (TON)</b>	<b>2020 OCAK</b>	<b>2021 OCAK</b>		<b>2022 OCAK</b>	
<i>MTS</i>	397 TON	55%	616 TON	-46%	332 TON
<i>TTS</i>	210 TON	97%	414 TON	-100%	0

<b>EN AZ FİYAT</b>	<b>2020 OCAK</b>	<b>2021 OCAK</b>		<b>2022 OCAK</b>	
MTS	1,10 TL	14%	1,25 TL	44%	1,80 TL
TTS	1,15 TL	12%	1,29 TL	-	-

<b>EN ÇOK FİYAT</b>	<b>2020 OCAK</b>	<b>2021 OCAK</b>		<b>2022 OCAK</b>	
MTS	1,40 TL	25%	1,75 TL	129%	4,00 TL
TTS	1,80 TL	3%	1,85 TL	-	-

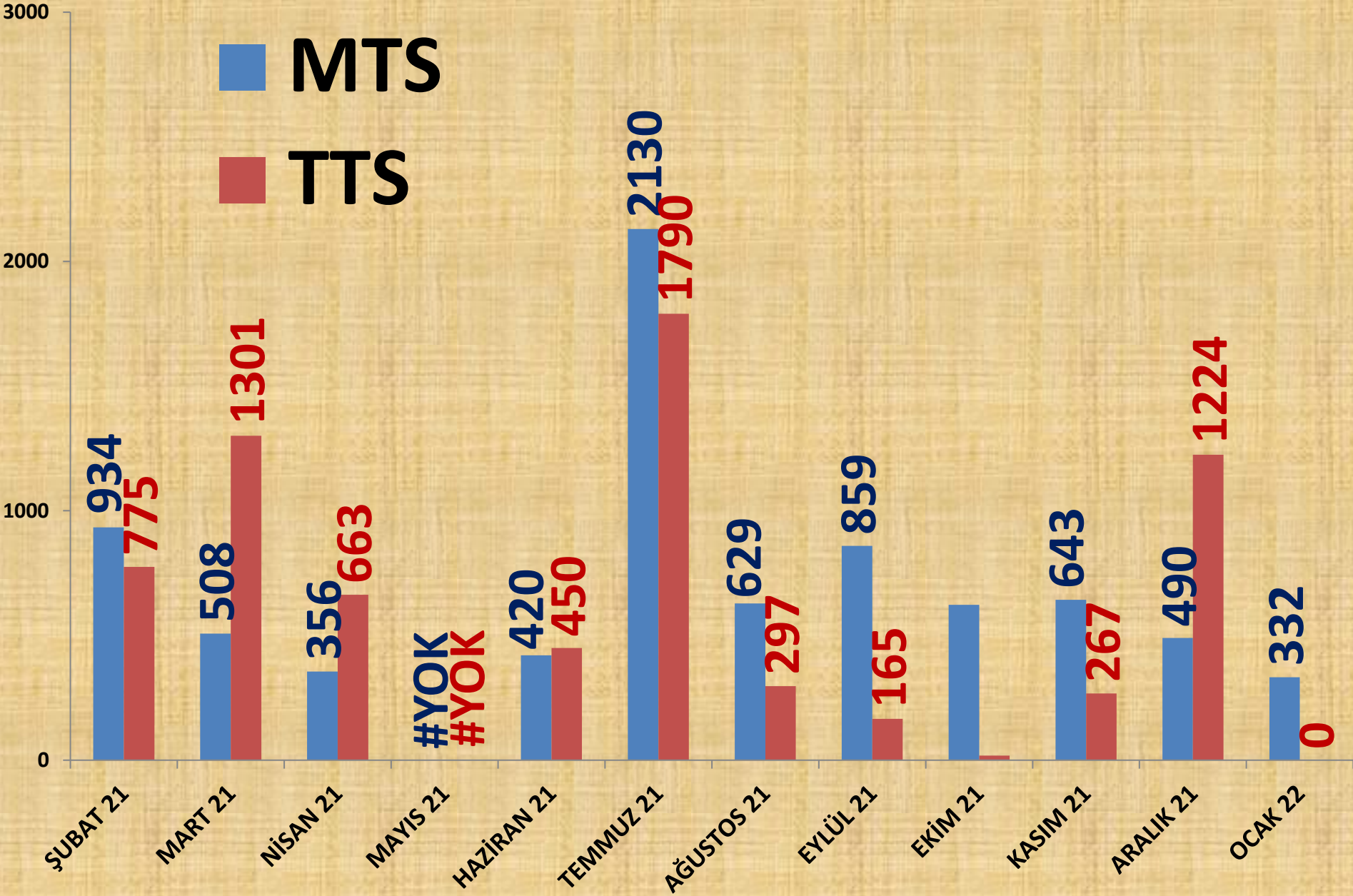
<b>ORT. FİYAT</b>	<b>2020 OCAK</b>	<b>2021 OCAK</b>		<b>2022 OCAK</b>	
MTS	1,24 TL	21%	1,50 TL	102%	3,03 TL
TTS	1,25 TL	24%	1,54 TL	-	-

# AYLIK ARPA FİYAT TRENDİ<sub>(TL)</sub>





# AYLIK ARPA İŞLEM MİKTARI (TON)



**ARALIK 21**

**6%**

**ŞUBAT 21**

**12%**

**KASIM 21**

**8%**

**MART 21**

**6%**

**OCAK 22**

**4%**

**NİSAN 21**

**5%**

**EKİM 21**

**8%**

**HAZİRAN 21**

**5%**

**EYLÜL 21**

**11%**

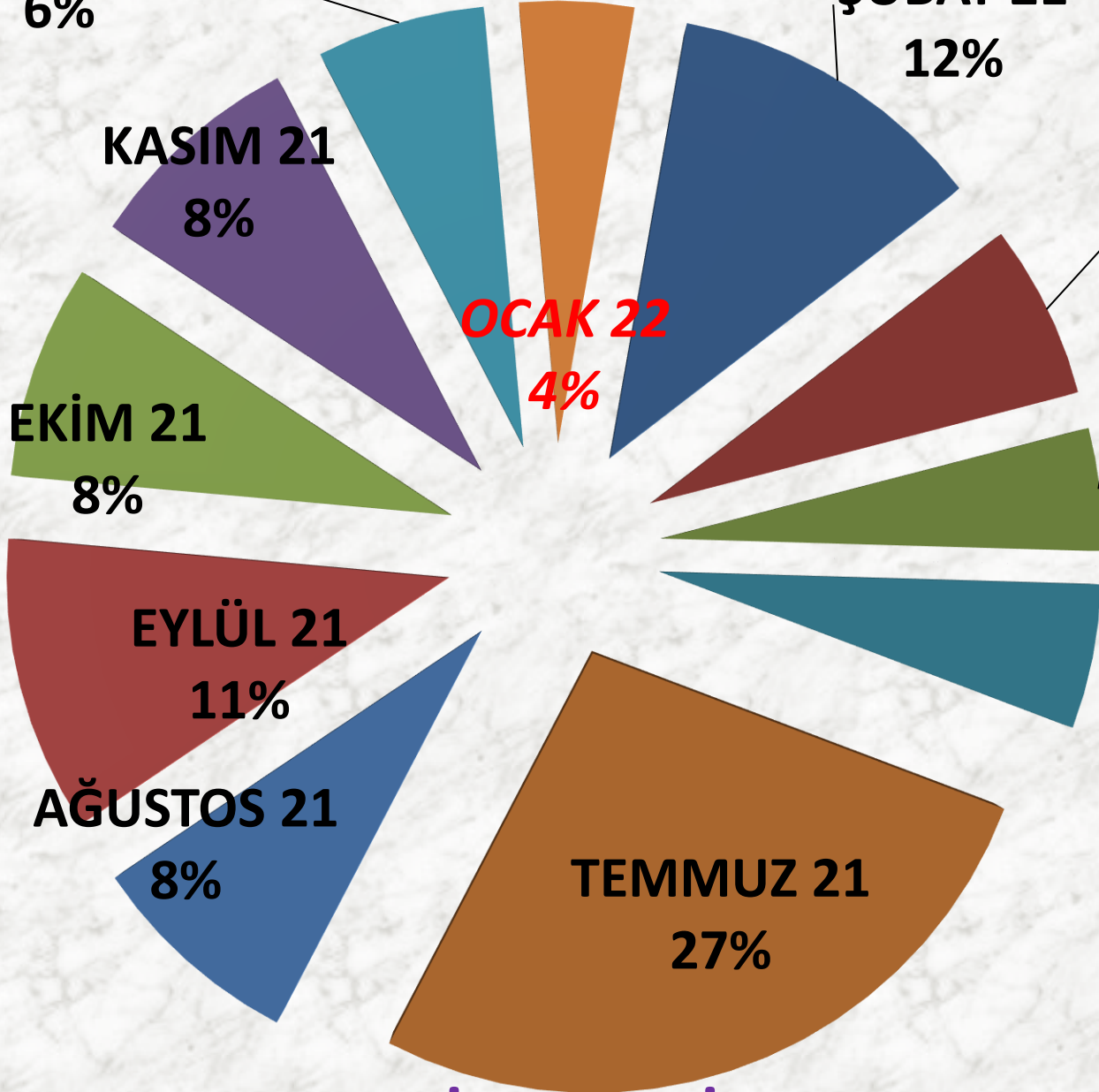
**AĞUSTOS 21**

**8%**

**TEMMUZ 21**

**27%**

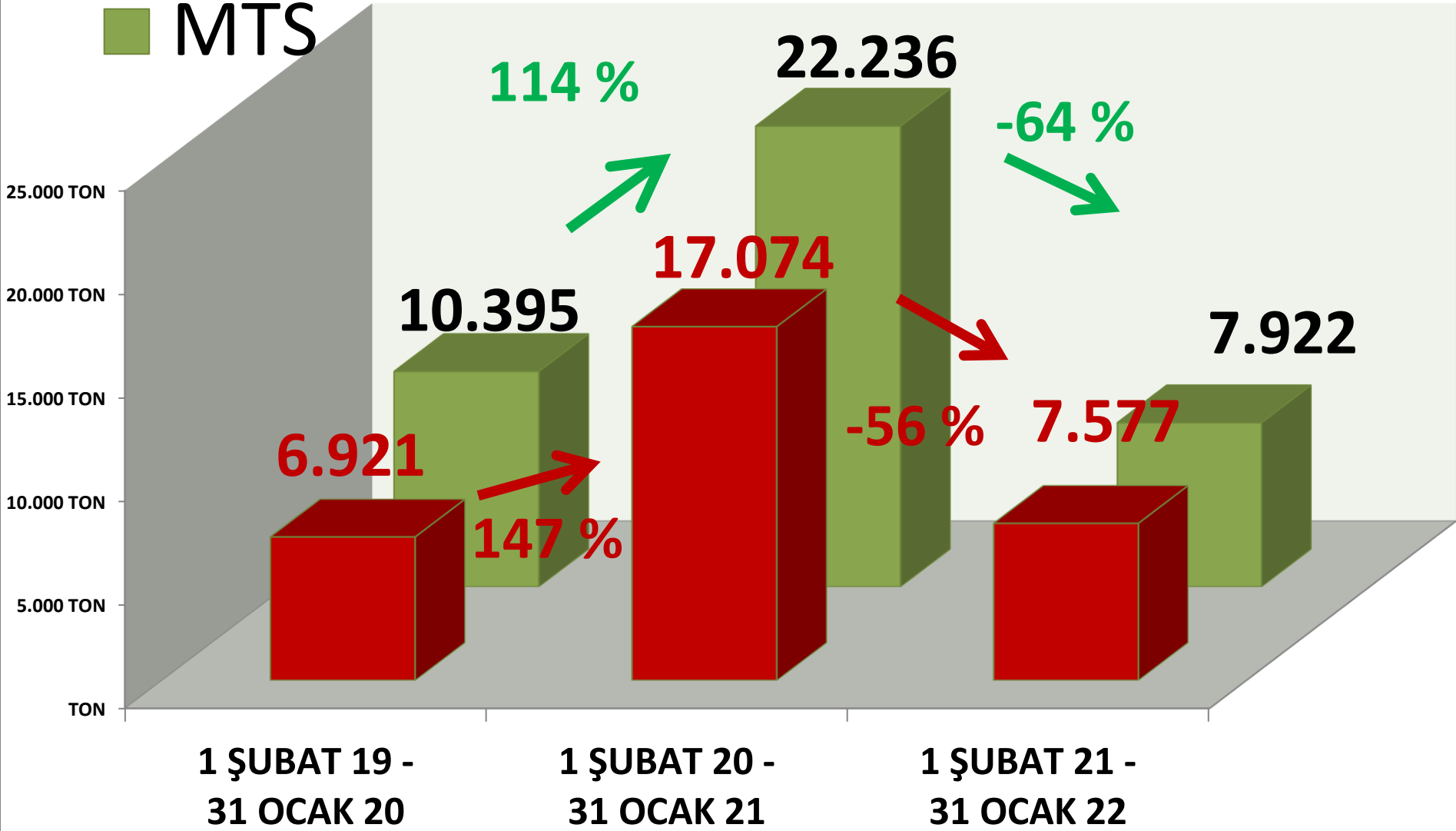
**AYLIK ARPA MTS İŞLEM MİKTARI ORANLARI**



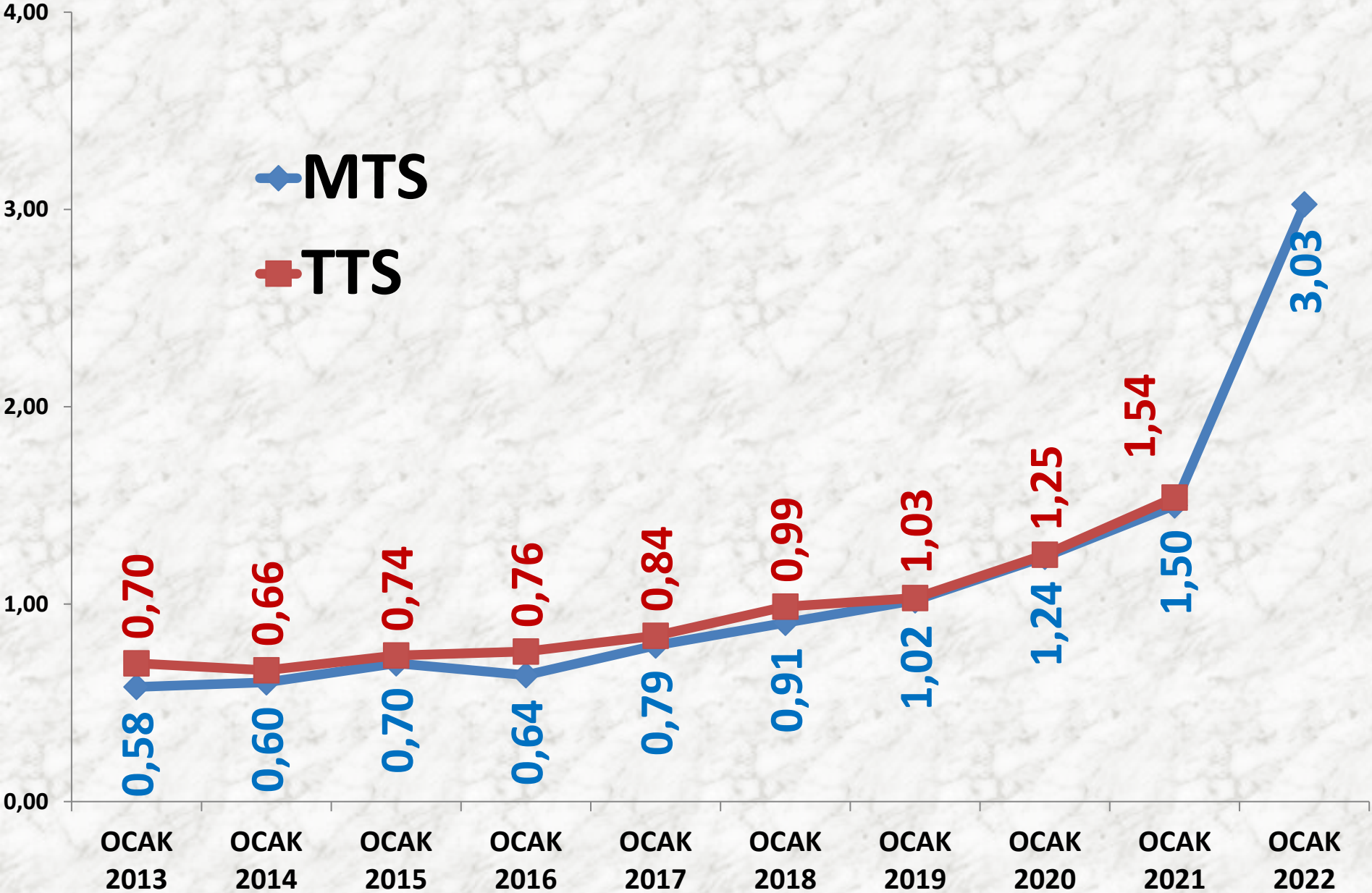
■ TTS

# YILLIK ARPA İŞLEM MİKTARI (TON)

■ MTS



# OCAK AYLARI ARPA FİYAT TRENDİ (TL)



# BUĞDAY

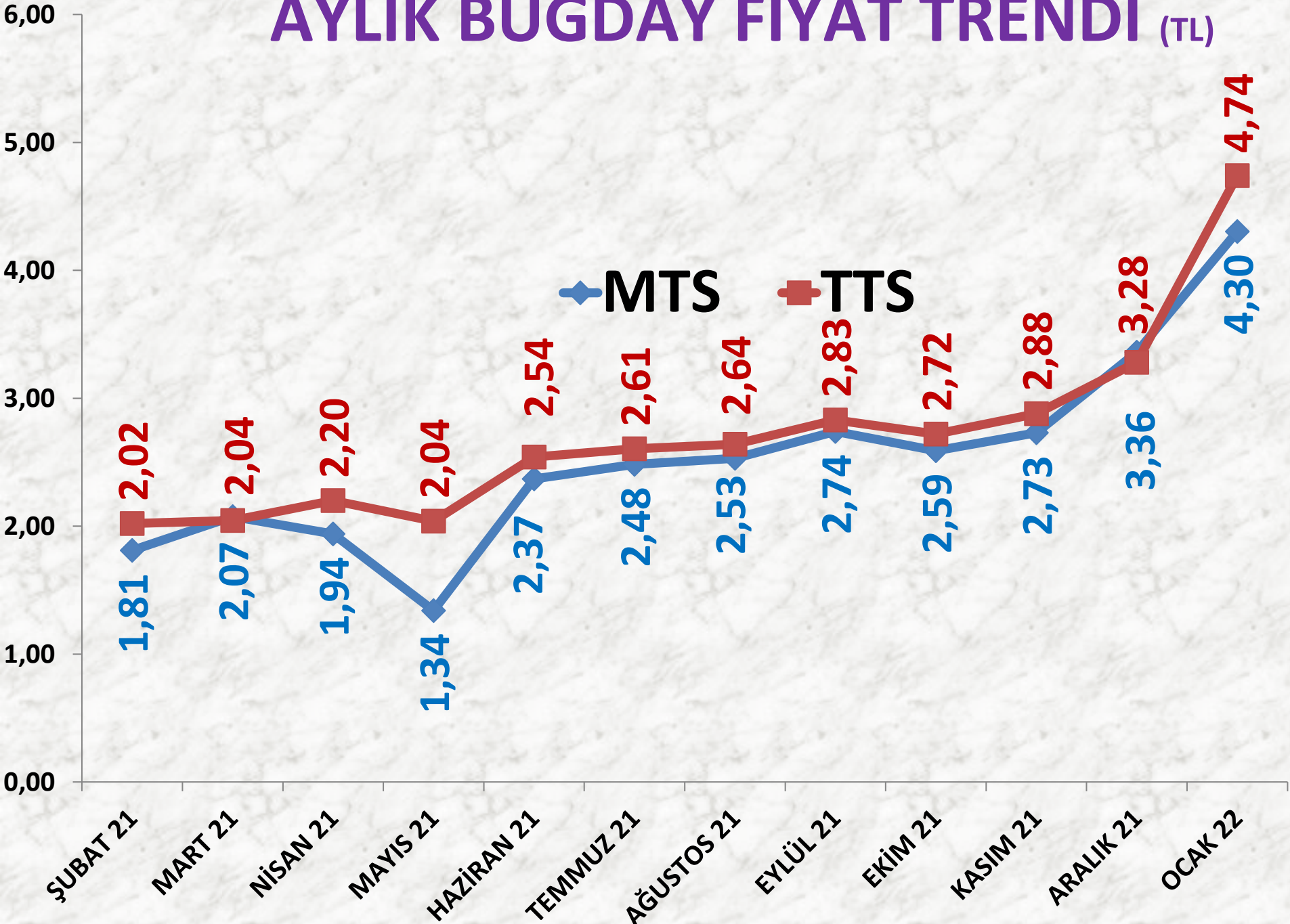
İŞLEM MİKTARI (TON)	2020 OCAK	2021 OCAK		2022 OCAK	
<i>MTS</i>	1.527 TON	-50%	760 TON	-18%	620 TON
<i>TTS</i>	207 TON	108%	431 TON	57%	675 TON

EN AZ FİYAT	2020 OCAK	2021 OCAK		2022 OCAK	
MTS	1,00 TL	49%	1,49 TL	54%	2,30 TL
TTS	1,20 TL	20%	1,44 TL	213%	4,51 TL

EN ÇOK FİYAT	2020 OCAK	2021 OCAK		2022 OCAK	
MTS	1,72 TL	28%	2,21 TL	126%	5,00 TL
TTS	1,70 TL	38%	2,34 TL	126%	5,30 TL

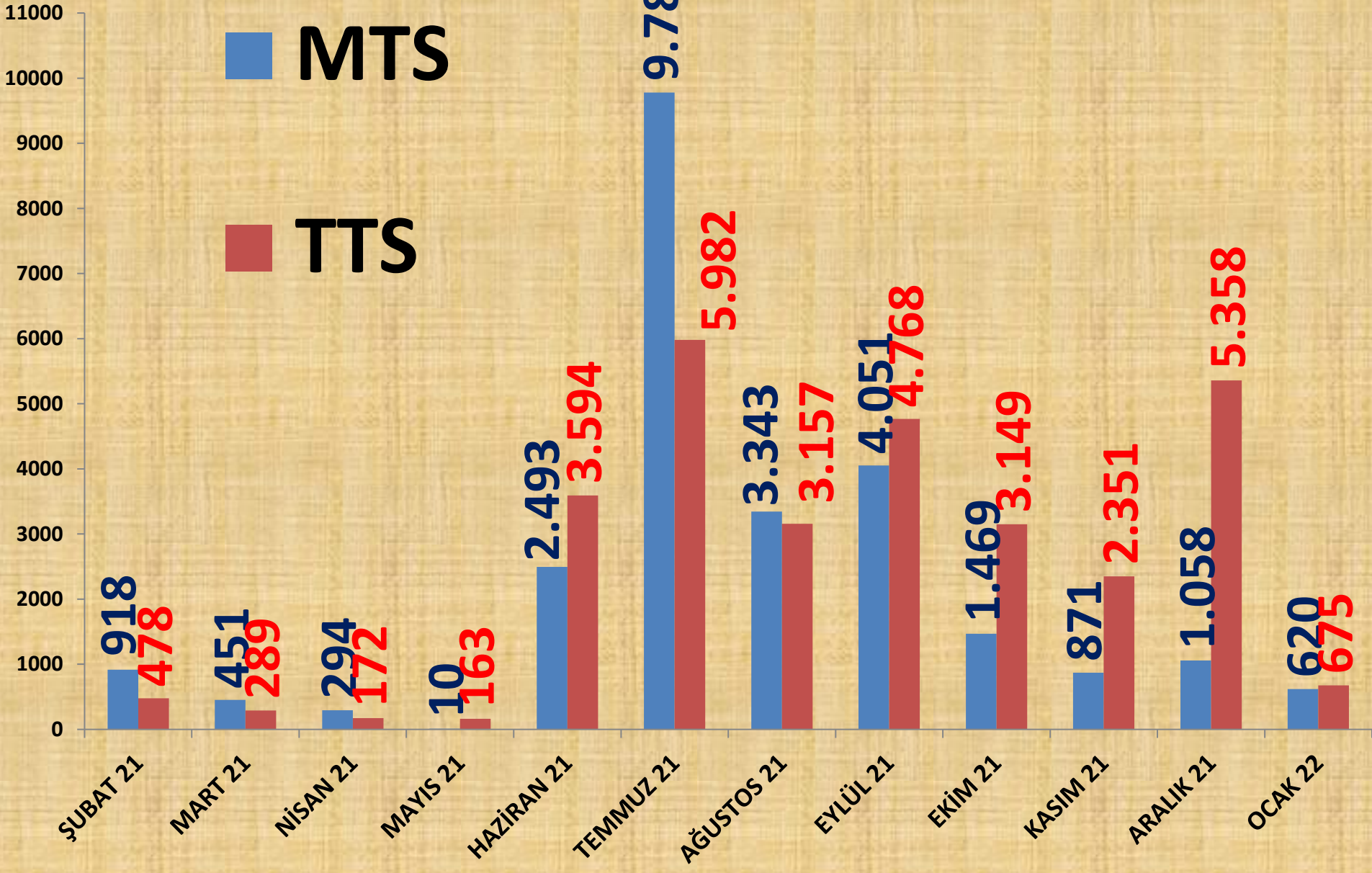
ORT. FİYAT	2020 OCAK	2021 OCAK		2022 OCAK	
MTS	1,30 TL	46%	1,90 TL	126%	4,30 TL
TTS	1,59 TL	22%	1,95 TL	143%	4,74 TL

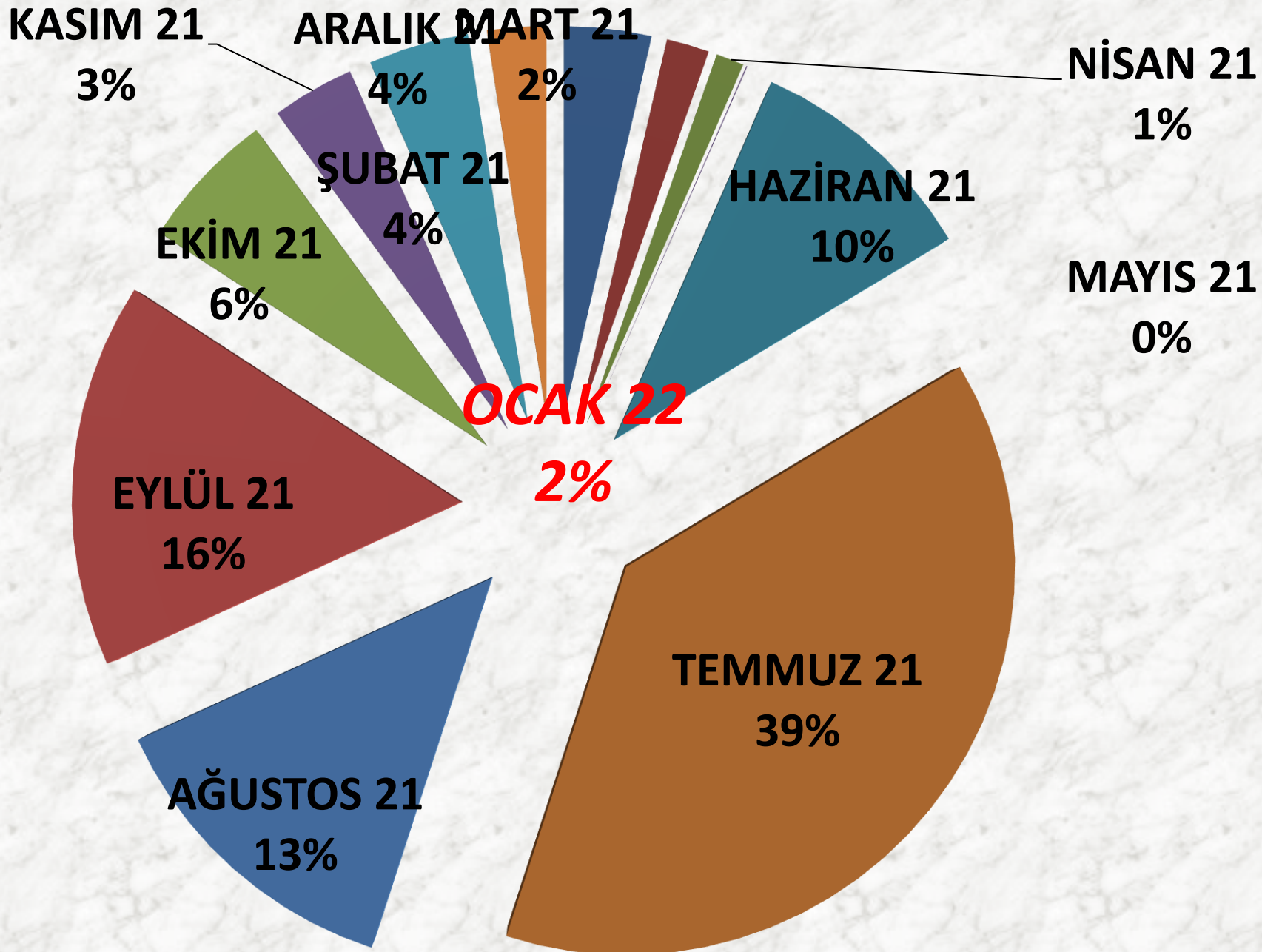
# AYLIK BUĞDAY FİYAT TRENDİ (TL)





# AYLIK BUĞDAY İŞLEM MİKTARI (TON)



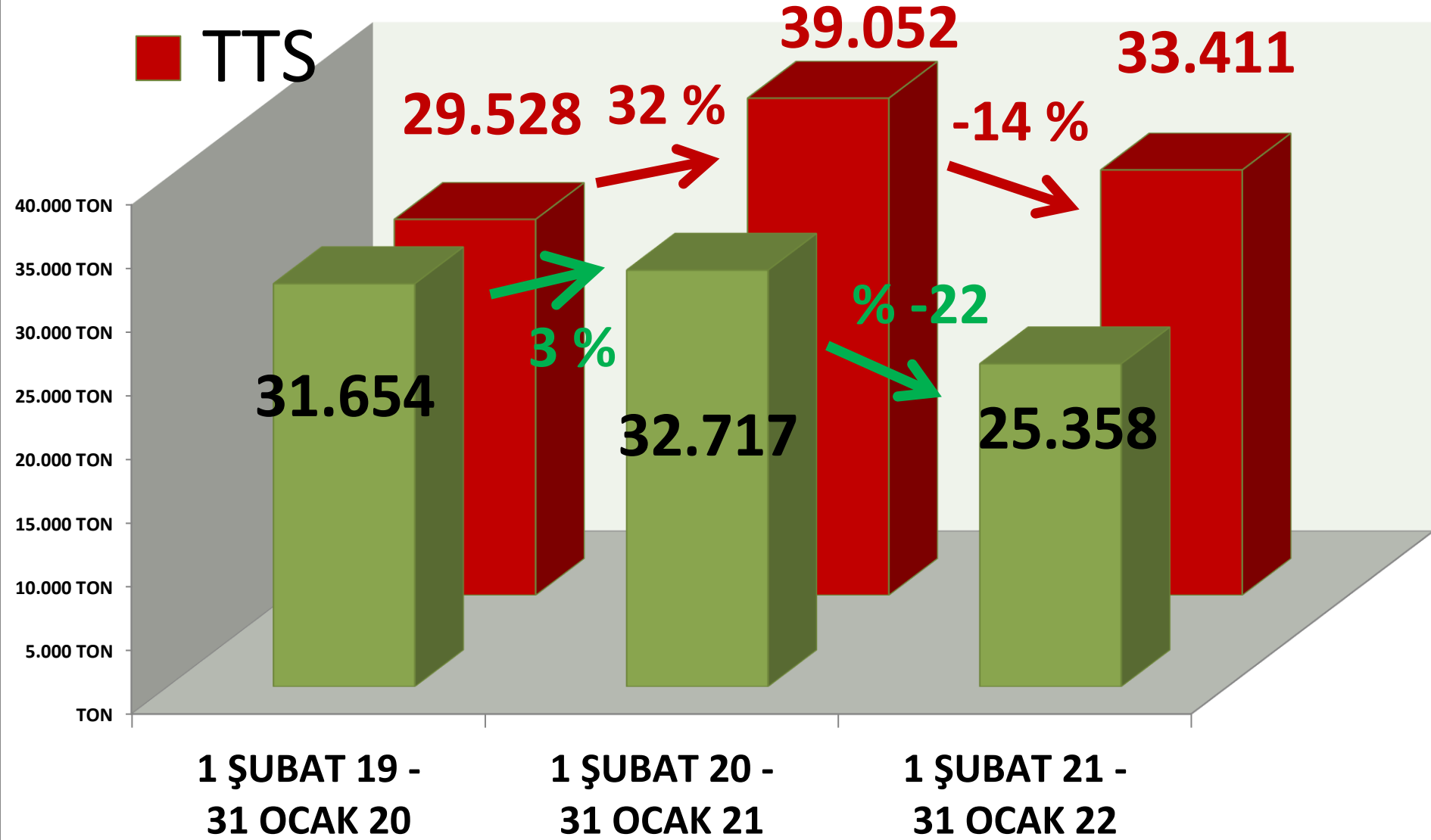


AYLIK BUĞDAY MTS İŞLEM MİKTARI ORANLARI

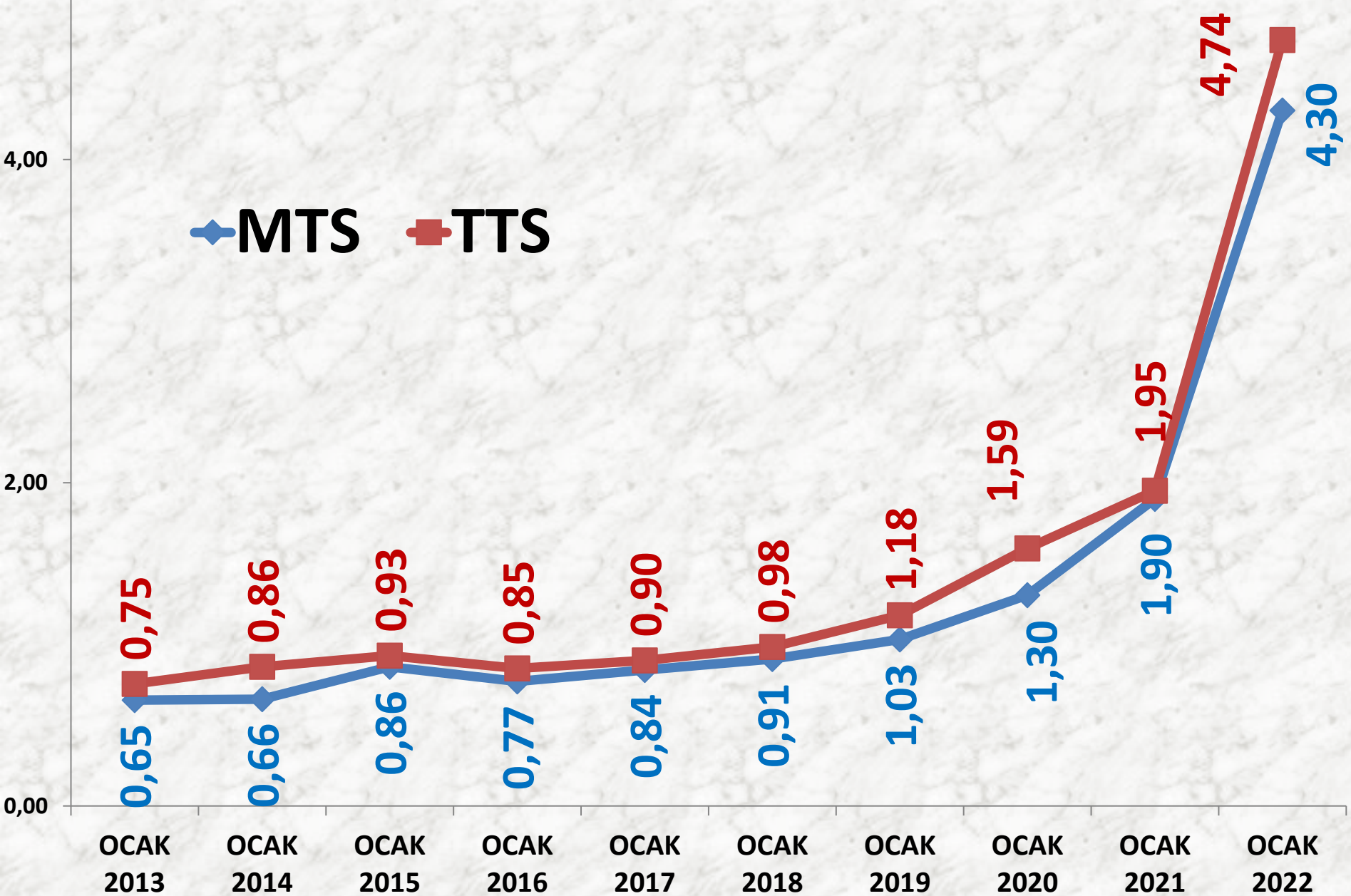
■ MTS

# YILLIK BUĞDAY İŞLEM MİKTARI (TON)

■ TTS



# OCAK AYLARI BUĞDAY FİYAT ORT. (TL)



# MISIR DANE

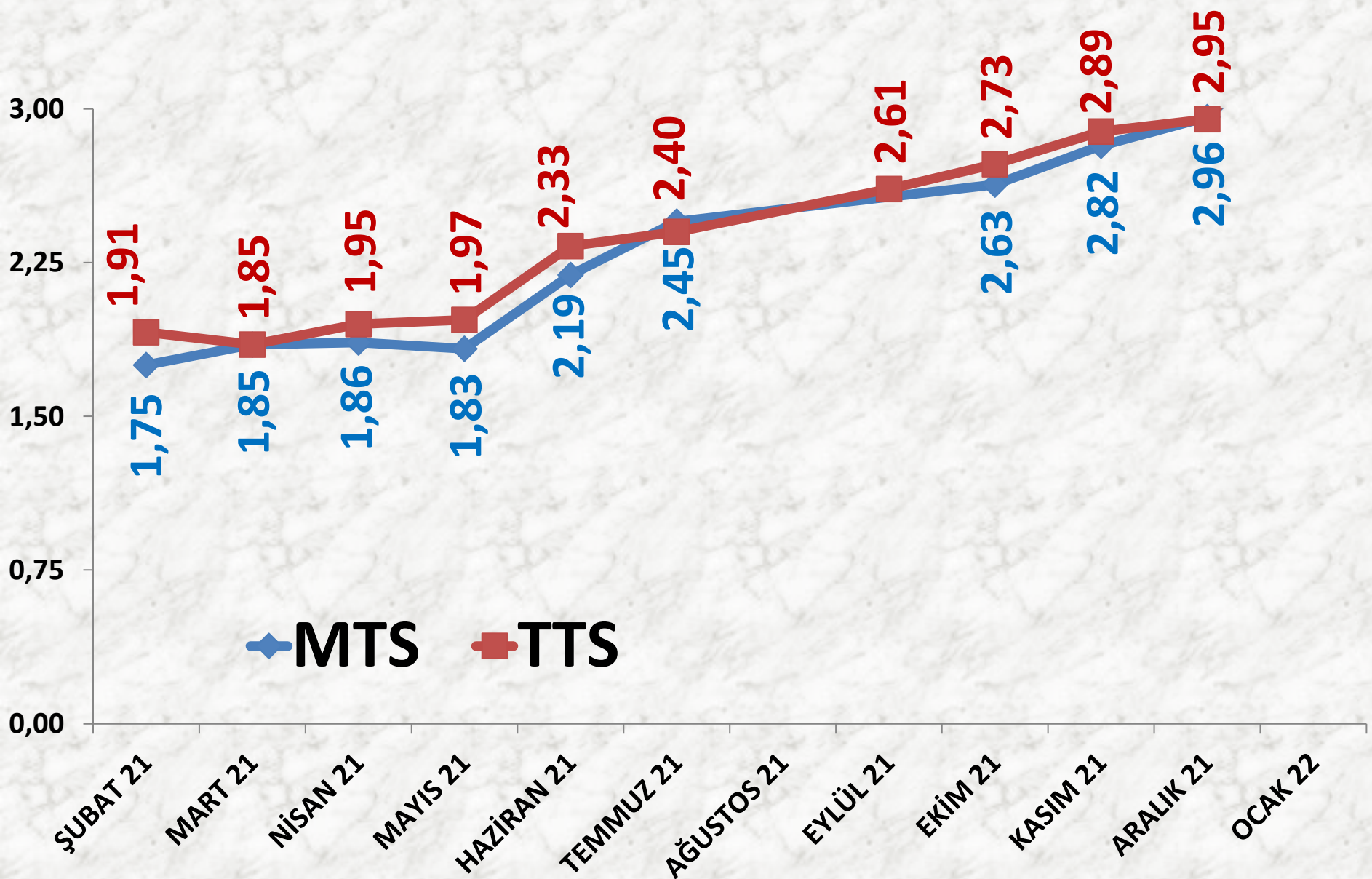
<b>İŞLEM MİKTARI (TON)</b>	<b>2020 OCAK</b>	<b>2021 OCAK</b>		<b>2022 OCAK</b>	
<i>MTS</i>	<b>7.253 TON</b>	<b>-50%</b>	<b>3.601 TON</b>	<b>-39%</b>	<b>2.186 TON</b>
<i>TTS</i>	<b>4.403 TON</b>	<b>-3%</b>	<b>4.284 TON</b>	<b>-77%</b>	<b>991 TON</b>

<b>EN AZ FİYAT</b>	<b>2020 OCAK</b>	<b>2021 OCAK</b>		<b>2022 OCAK</b>	
<i>MTS</i>	<b>0,97 TL</b>	<b>49%</b>	<b>1,45 TL</b>	<b>59%</b>	<b>2,30 TL</b>
<i>TTS</i>	<b>1,02 TL</b>	<b>57%</b>	<b>1,60 TL</b>	<b>88%</b>	<b>3,00 TL</b>

<b>EN ÇOK FİYAT</b>	<b>2020 OCAK</b>	<b>2021 OCAK</b>		<b>2022 OCAK</b>	
<i>MTS</i>	<b>1,32 TL</b>	<b>44%</b>	<b>1,90 TL</b>	<b>132%</b>	<b>4,41 TL</b>
<i>TTS</i>	<b>1,35 TL</b>	<b>43%</b>	<b>1,93 TL</b>	<b>133%</b>	<b>4,50 TL</b>

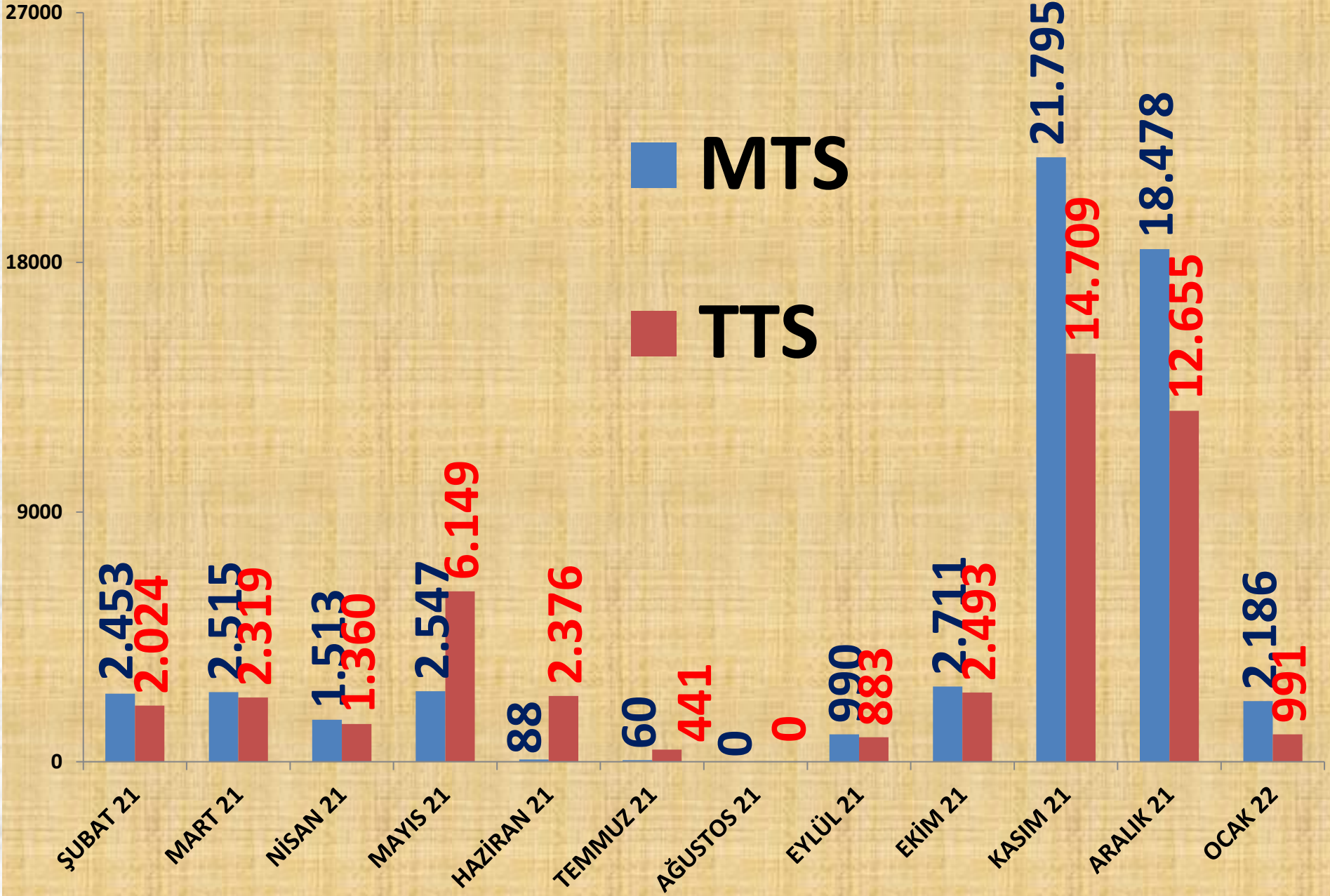
<b>ORT. FİYAT</b>	<b>2020 OCAK</b>	<b>2021 OCAK</b>		<b>2022 OCAK</b>	
<i>MTS</i>	<b>1,16 TL</b>	<b>51%</b>	<b>1,75 TL</b>	<b>97%</b>	<b>3,44 TL</b>
<i>TTS</i>	<b>1,14 TL</b>	<b>53%</b>	<b>1,74 TL</b>	<b>104%</b>	<b>3,56 TL</b>

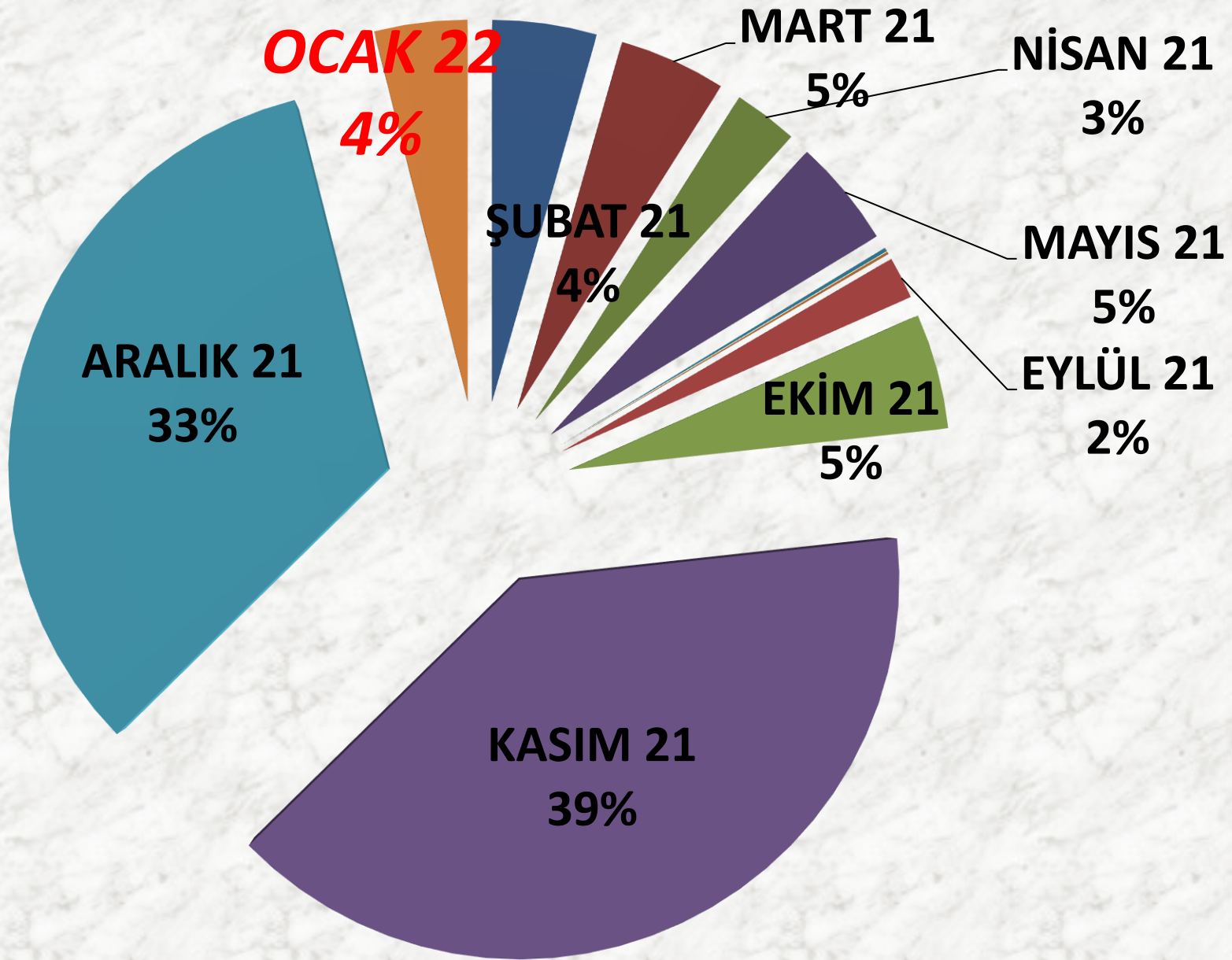
# AYLIK MISIR DANE FİYAT TRENDİ (TL)





# AYLIK MISIR DANE İŞLEM MİKTARI (TON)





## MISIR DANE MTS İŞLEM MİKTARI ORANLARI

# TTS YILLIK MISIR DANE İŞLEM MİKTARI (TON)

■ TTS  
■ MTS

154.069

-33 %

103.229

-46 %

55.322

120.541

-36 %

77.173

-40 %

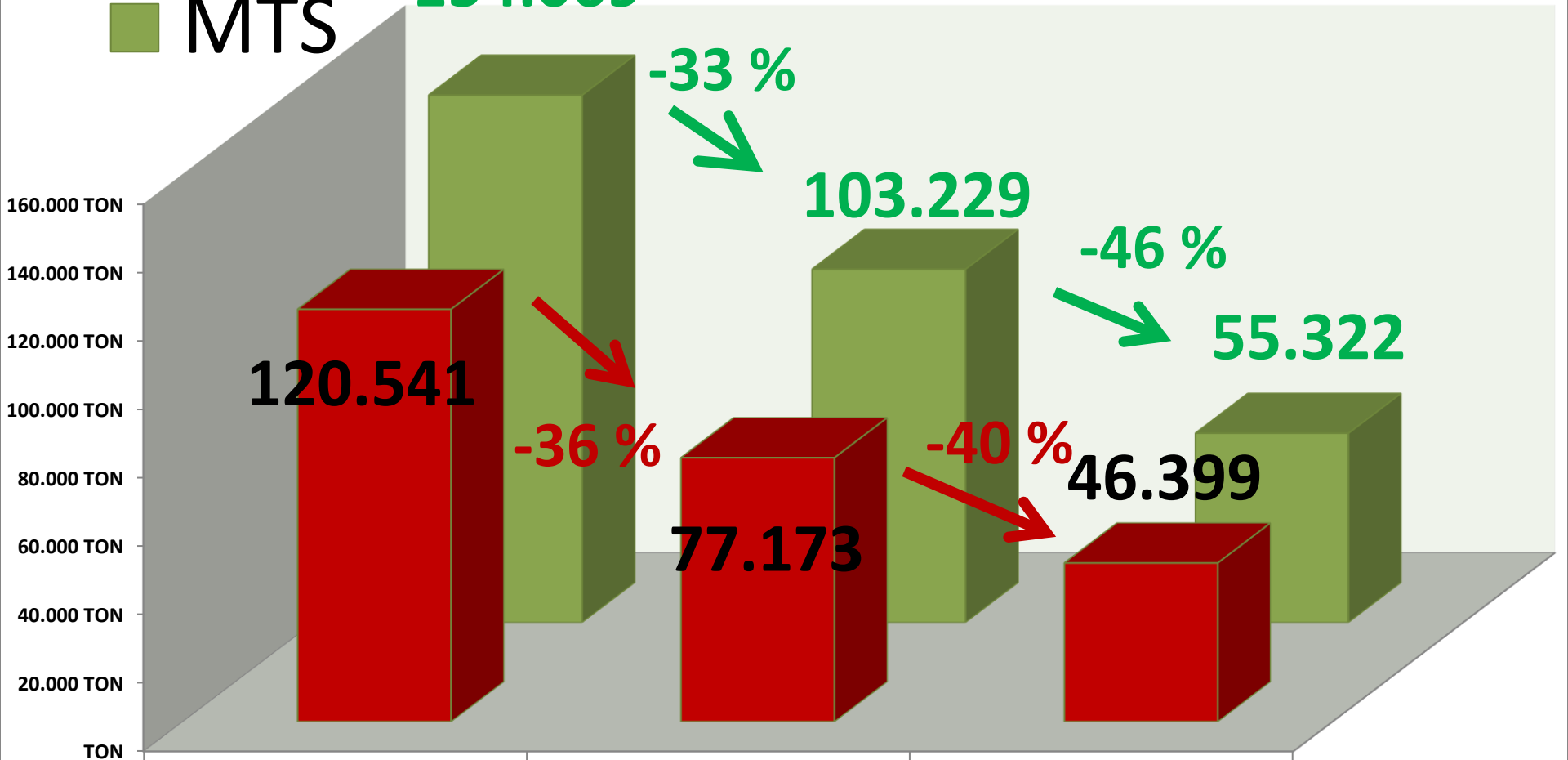
46.399

1 ŞUBAT 19 -  
31 OCAK 20

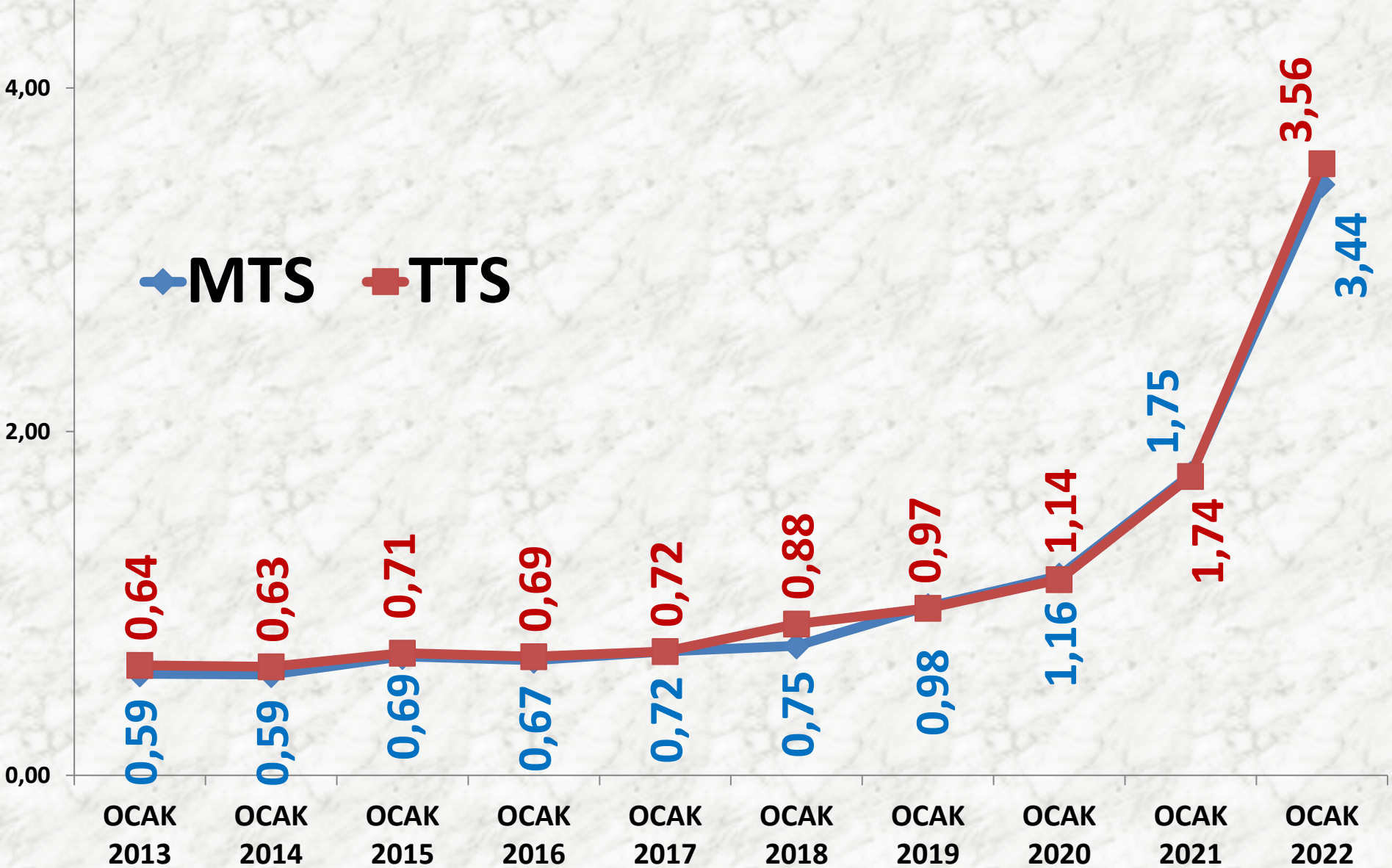
1 ŞUBAT 20 -  
31 OCAK 21

1 ŞUBAT 21 -  
31 OCAK 22

160.000 TON  
140.000 TON  
120.000 TON  
100.000 TON  
80.000 TON  
60.000 TON  
40.000 TON  
20.000 TON  
TON



# OCAK AYLARI DANE MISIR FİYAT ORT. (TL)



# NOHUT

<b>İŞLEM HACMİ (TON)</b>	<b>2020 OCAK</b>	<b>2021 OCAK</b>		<b>2022 OCAK</b>	
<i>MTS</i>	<b>968 TON</b>	<b>-56%</b>	<b>430 TON</b>	<b>-29%</b>	<b>307 TON</b>
<i>TTS</i>	<b>761 TON</b>	<b>-87%</b>	<b>97 TON</b>	<b>-100%</b>	<b>0</b>

<b>EN AZ FİYAT</b>	<b>2020 OCAK</b>	<b>2021 OCAK</b>		<b>2022 OCAK</b>	
<i>MTS</i>	<b>2,10 TL</b>	<b>67%</b>	<b>3,50 TL</b>	<b>157%</b>	<b>9,00 TL</b>
<i>TTS</i>	<b>3,30 TL</b>	<b>52%</b>	<b>5,00 TL</b>	<b>-</b>	<b>-</b>

<b>EN ÇOK FİYAT</b>	<b>2020 OCAK</b>	<b>2021 OCAK</b>		<b>2022 OCAK</b>	
<i>MTS</i>	<b>7,86 TL</b>	<b>54%</b>	<b>12,09 TL</b>	<b>60%</b>	<b>19,35 TL</b>
<i>TTS</i>	<b>6,50 TL</b>	<b>15%</b>	<b>7,50 TL</b>	<b>-</b>	<b>-</b>

<b>ORT. FİYAT</b>	<b>2020 OCAK</b>	<b>2021 OCAK</b>		<b>2022 OCAK</b>	
<i>MTS</i>	<b>4,59 TL</b>	<b>67%</b>	<b>7,66 TL</b>	<b>107%</b>	<b>15,90 TL</b>
<i>TTS</i>	<b>3,71 TL</b>	<b>47%</b>	<b>5,47 TL</b>	<b>-</b>	<b>-</b>

# NOHUT DOĞAL

İŞLEM HACMİ (TON)	2020 OCAK	2021 OCAK		2022 OCAK	
MTS	709 TON	-83%	121 TON	-46%	65 TON
TTS	501 TON	-88%	62 TON	-100%	0

EN AZ FİYAT	2020 OCAK	2021 OCAK		2022 OCAK	
MTS	3,05 TL	15%	3,50 TL	157%	9,00 TL
TTS	3,30 TL	52%	5,00 TL	-	-

EN ÇOK FİYAT	2020 OCAK	2021 OCAK		2022 OCAK	
MTS	4,76 TL	5%	5,00 TL	160%	13,00 TL
TTS	4,65 TL	18%	5,50 TL	-	-

ORT. FİYAT	2020 OCAK	2021 OCAK		2022 OCAK	
MTS	4,53 TL	-1%	4,50 TL	110%	9,44 TL
TTS	4,10 TL	28%	5,27 TL	-	-



# NOHUT - ELENMİŞ

İŞLEM HACMİ (TON)	2020 OCAK	2021 OCAK		2022 OCAK	
MTS	149 TON	108%	309 TON	-22%	242 TON
TTS	43 TON	-20%	34 TON	-100%	0

EN AZ FİYAT	2020 OCAK	2021 OCAK		2022 OCAK	
MTS	5,59 TL	14%	6,40 TL	130%	14,74 TL
TTS	6,50 TL	-15%	5,50 TL	-	-

EN ÇOK FİYAT	2020 OCAK	2021 OCAK		2022 OCAK	
MTS	7,86 TL	54%	12,09 TL	60%	19,35 TL
TTS	6,50 TL	15%	7,50 TL	-	-

ORT. FİYAT	2020 OCAK	2021 OCAK		2022 OCAK	
MTS	6,68 TL	33%	8,89 TL	99%	17,65 TL
TTS	6,50 TL	-8%	5,97 TL	-	-

# AYLIK NOHUT FİYAT TRENDİ (TL)

15,00

7,50

0,00

ŞUBAT 21

MART 21

NISAN 21

MAYIS 21

HAZİRAN 21

TEMMUZ 21

AĞUSTOS 21

EYLÜL 21

EKİM 21

KASIM 21

ARALIK 21

OCAK 22

6,21

4,95

5,69

5,57

5,51

6,66

6,11

9,07

8,72

9,90

10,95

7,67

7,19

6,94

7,61

7,34

8,46

8,22

9,28

9,45

12,81

14,84

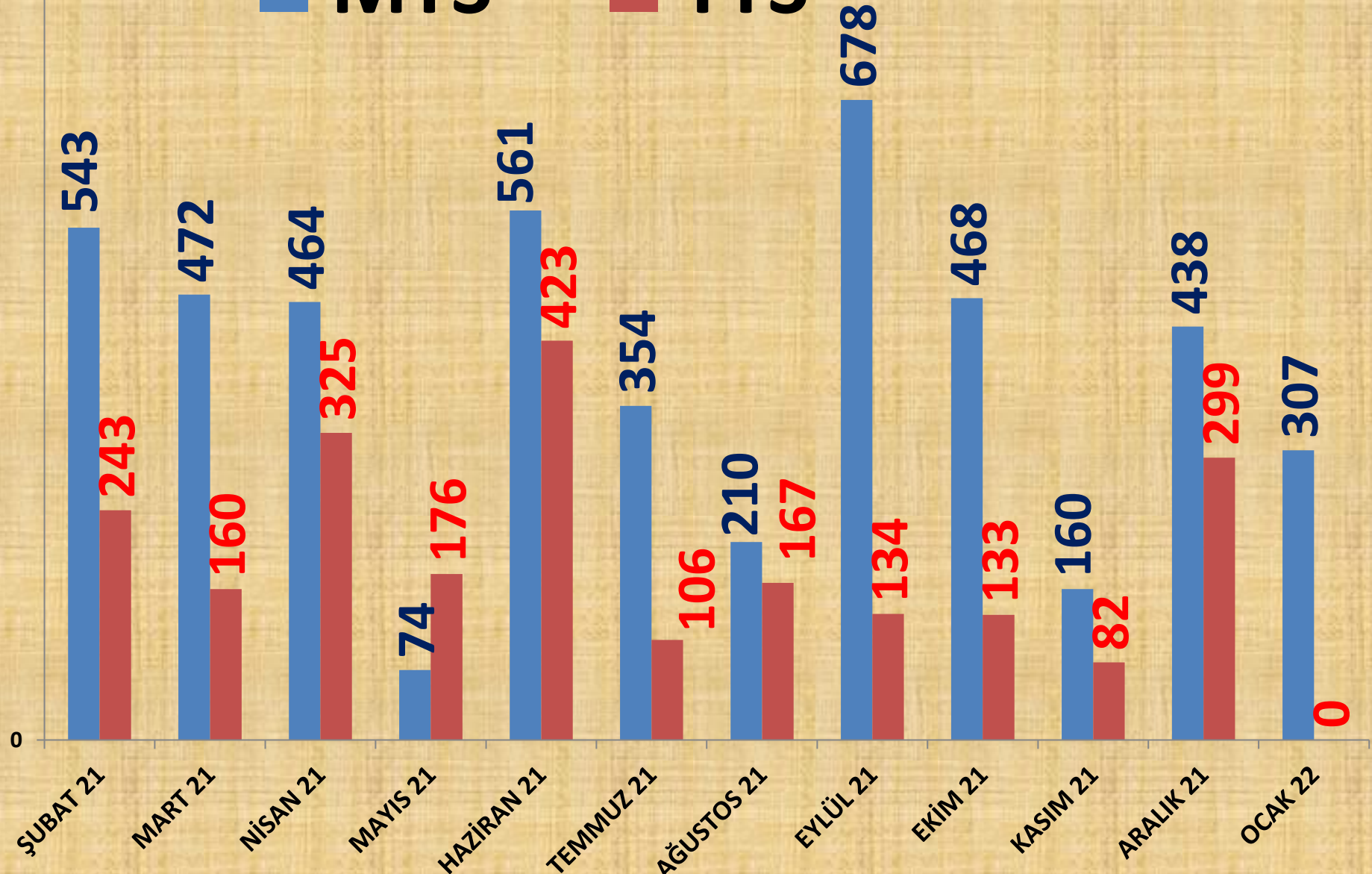
15,90

◆ MTS

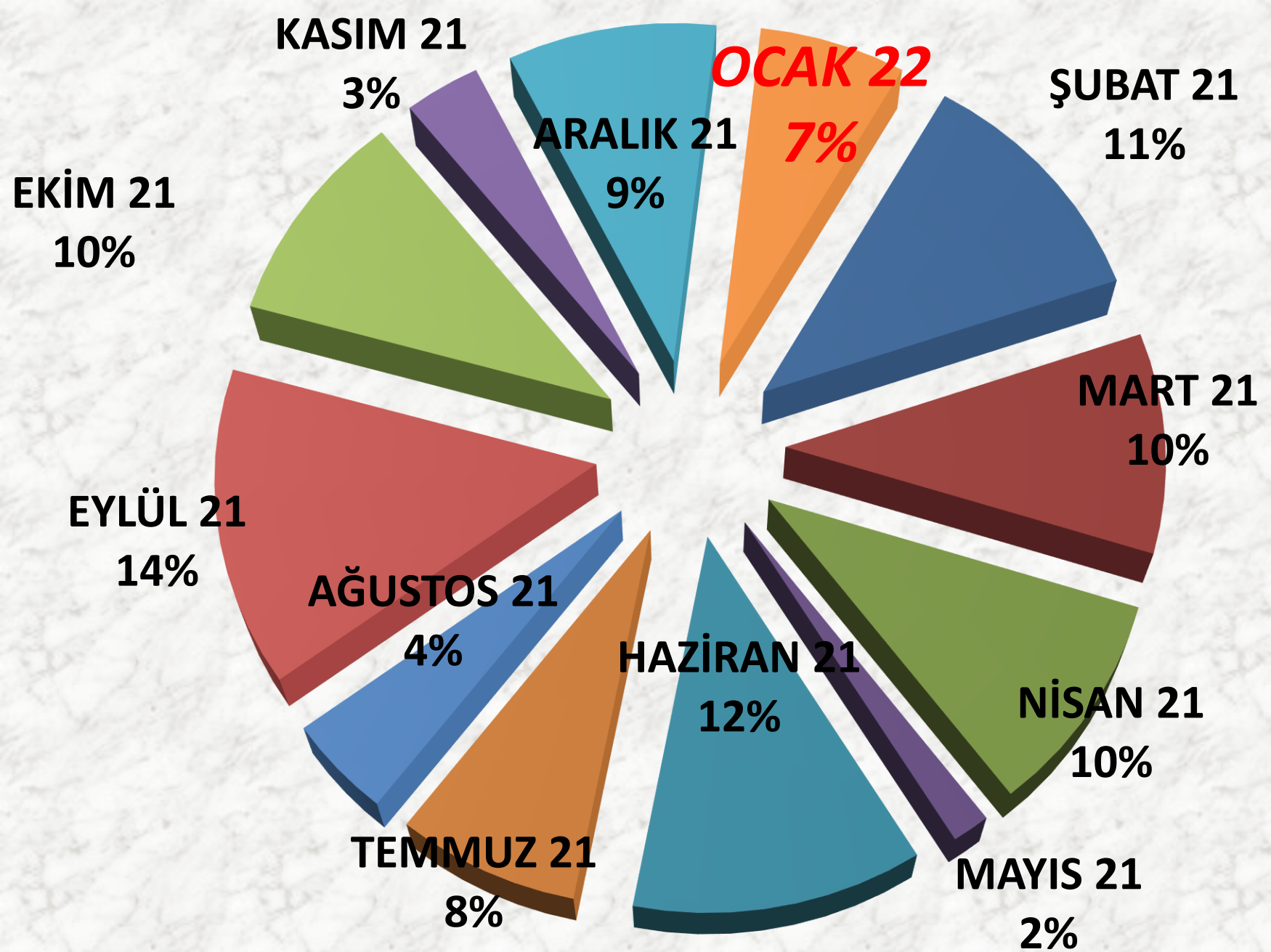
■ TTS

# AYLIK NOHUT İŞLEM MİKTARI (TON)

■ MTS ■ TTS



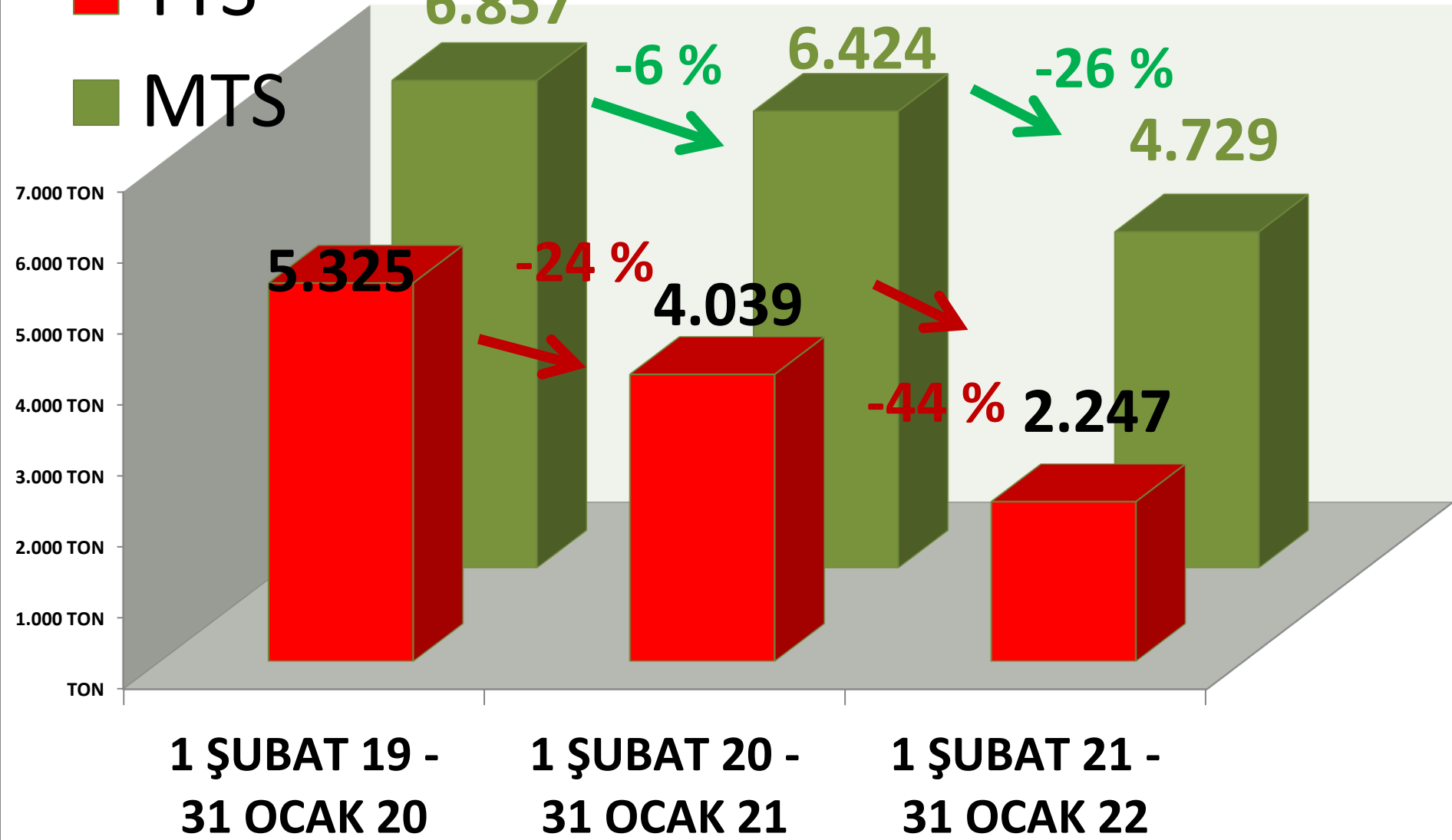
# AYLIK NOHUT MTS İŞLEM MİKTARI ORANLARI



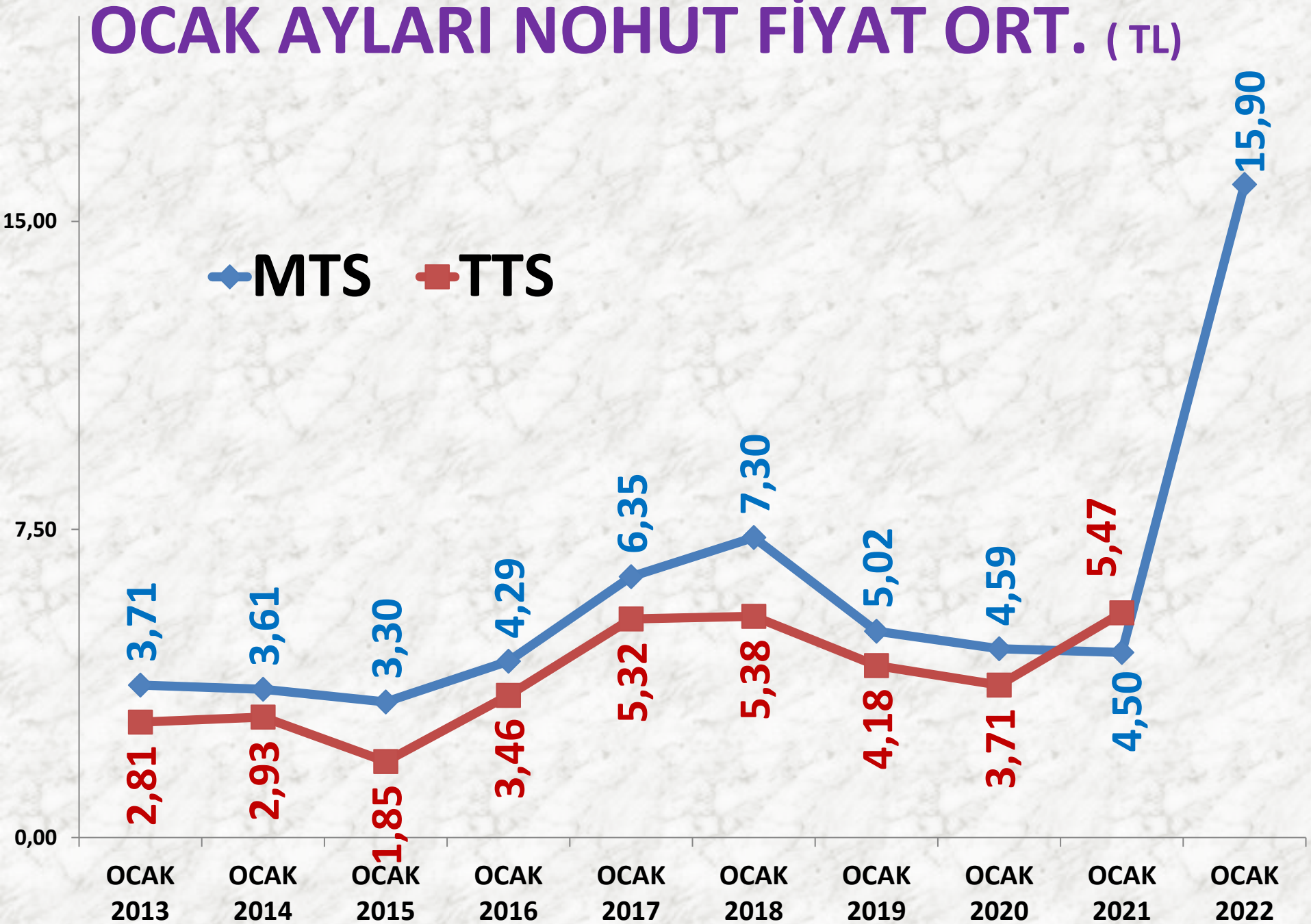
# YILLIK TOPLAM NOHUT İŞLEM MİKTARI (TON)

■ TTS

■ MTS



# OCAK AYLARI NOHUT FİYAT ORT. (TL)





# BEYAZ LEBLEBİ

## LEBLEBİ BEYAZ 8,50 mm

İŞLEM MİKTARI(TON)	2020 OCAK	2021 OCAK		2022 OCAK	
TTS	36 TON	-62%	14 TON	-74%	4 TON

## LEBLEBİ BEYAZ 9 mm

İŞLEM MİKTARI (TON)	2020 OCAK	2021 OCAK		2022 OCAK	
TTS	88 TON	-36%	56 TON	-36%	36 TON

# BEYAZ LEBLEBİ

## LEBLEBİ BEYAZ 9+ 9,50 mm

<b>İŞLEM MİKTARI (TON)</b>	<b>2020 OCAK</b>	<b>2021 OCAK</b>		<b>2022 OCAK</b>	
<b>TTS</b>	<b>47 TON</b>	<b>95%</b>	<b>92 TON</b>	<b>-91%</b>	<b>8 TON</b>

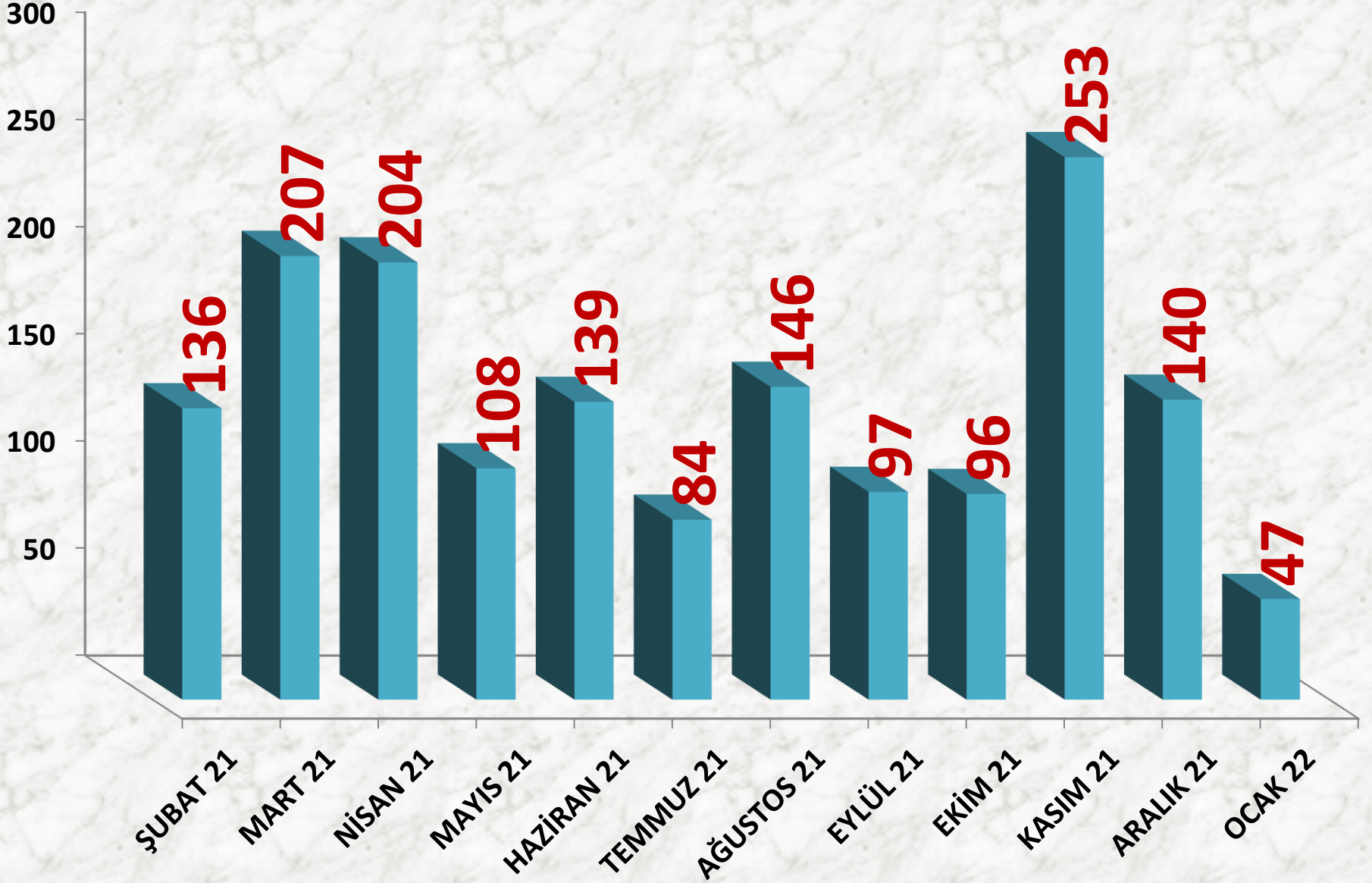
## LEBLEBİ BEYAZ Elenti

<b>İŞLEM MİKTARI (TON)</b>	<b>2020 OCAK</b>	<b>2021 OCAK</b>		<b>2022 OCAK</b>	
<b>TTS</b>	<b>0</b>	<b>-</b>	<b>0</b>	<b>-</b>	<b>0</b>

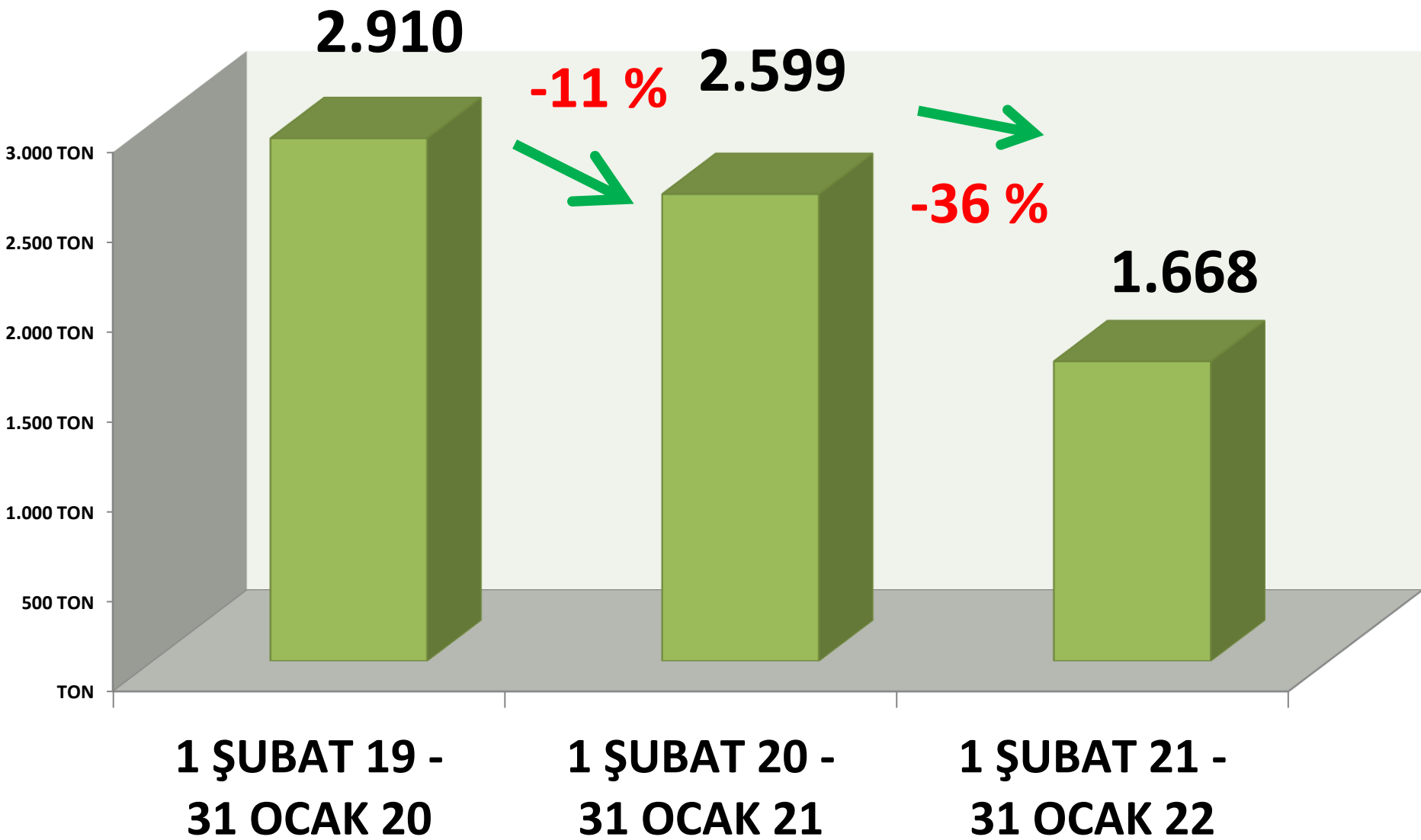
## LEBLEBİ BEYAZ TOPLAM

<b><u>İŞLEM MİKTARI (TON)</u></b>	<b><u>2020 OCAK</u></b>	<b><u>2021 OCAK</u></b>		<b><u>2022 OCAK</u></b>	
<b><u>TTS</u></b>	<b><u>171 TON</u></b>	<b>-5%</b>	<b><u>162 TON</u></b>	<b>-71%</b>	<b><u>47 TON</u></b>

# Leblebi Beyaz İşlem Miktarı (Ton)



# YILLIK TOPLAM BEYAZ LEBLEBİ İŞLEM MİKTARI (TON)



## LEBLEBİ BEYAZ 8,50 mm FİYATLARI

	2020 OCAK	2021 OCAK		2022 OCAK	
EN AZ	7,50 TL	-20%	6,00 TL	98%	11,88 TL
EN ÇOK	8,00 TL	-6%	7,50 TL	58%	11,88 TL
ORTALAMA	8,21 TL	-17%	6,84 TL	74%	11,88 TL

## LEBLEBİ BEYAZ 9 mm FİYATLARI

	2020 OCAK	2021 OCAK		2022 OCAK	
EN AZ	11,00 TL	17%	12,87 TL	55%	20,00 TL
EN ÇOK	16,00 TL	6%	17,00 TL	88%	32,00 TL
ORTALAMA	12,62 TL	12%	14,14 TL	57%	22,19 TL

## LEBLEBİ BEYAZ 9+ 9,50 mm FİYATLARI

	2020 OCAK	2021 OCAK		2022 OCAK	
EN AZ	8,25 TL	-3%	8,00 TL	88%	15,00 TL
EN ÇOK	11,00 TL	0%	11,00 TL	64%	18,00 TL
ORTALAMA	9,13 TL	7%	9,75 TL	75%	17,06 TL

## LEBLEBİ BEYAZ ELENTİ FİYATLARI

	2020 OCAK	2021 OCAK		2022 OCAK	
ORTALAMA	-	-	-	-	-



# SARI LEBLEBİ

## LEBLEBİ SARI 9 mm

İŞLEM MİKTARI (TON)	2020 OCAK	2021 OCAK		2022 OCAK	
TTS	557 TON	-71%	161 TON	-83%	28 TON

## LEBLEBİ SARI 9,50 mm

İŞLEM MİKTARI (TON)	2020 OCAK	2021 OCAK		2022 OCAK	
TTS	471 TON	-58%	198 TON	-91%	18 TON

## LEBLEBİ SARI 9,75 mm

İŞLEM MİKTARI (TON)	2020 OCAK	2021 OCAK		2022 OCAK	
TTS	150 TON	241%	511 TON	-90%	49 TON

## LEBLEBİ SARI 10 mm

İŞLEM MİKTARI (TON)	2020 OCAK	2021 OCAK		2022 OCAK	
TTS	110 TON	203%	334 TON	0%	333 TON

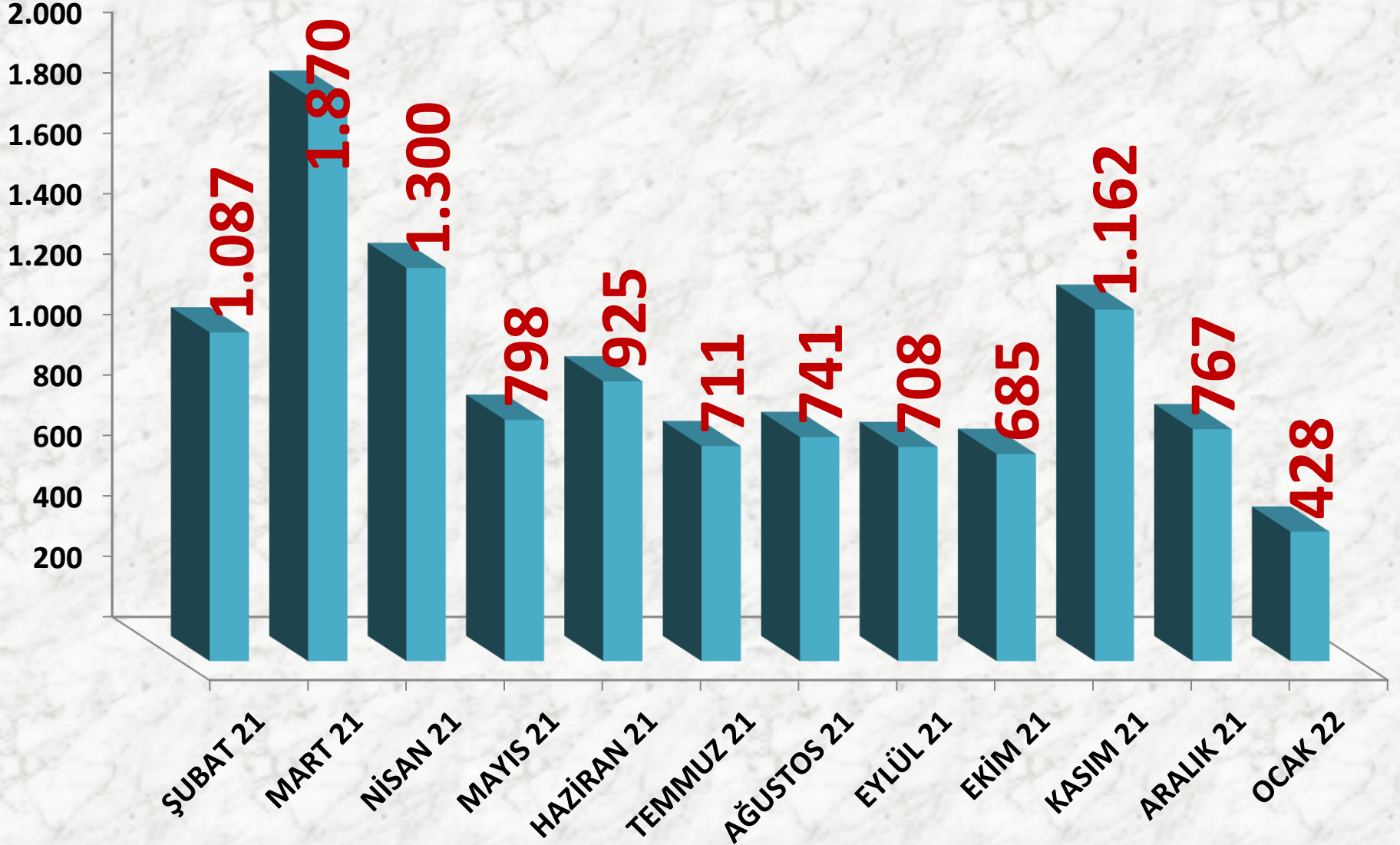
## LEBLEBİ SARI Kalburaltı

İŞLEM MİKTARI (TON)	2020 OCAK	2021 OCAK		2022 OCAK	
TTS	31 TON	-60%	13 TON	-100%	0

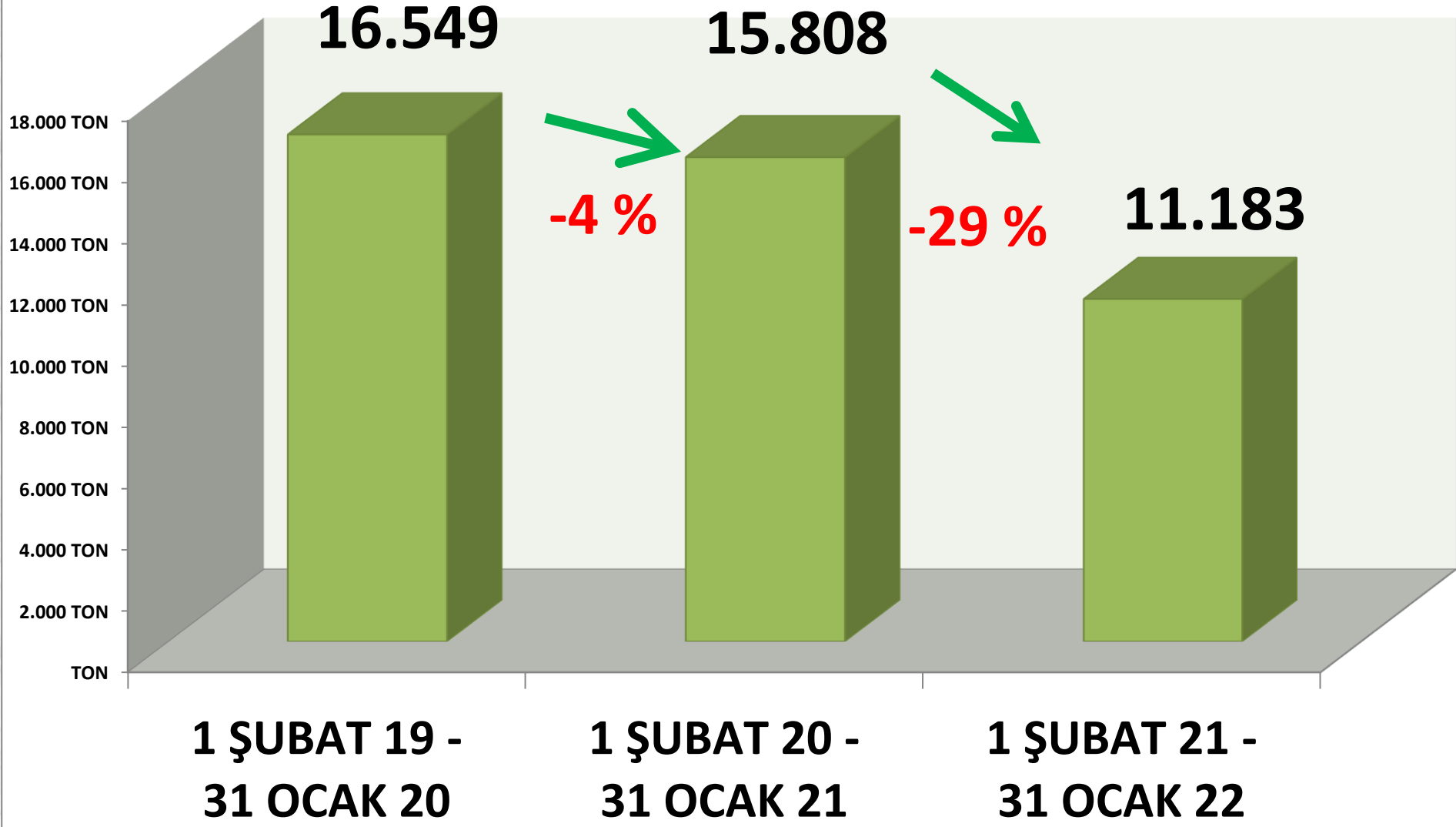
## LEBLEBİ SARI TOPLAM

İŞLEM MİKTARI (TON)	<u>2020 OCAK</u>	<u>2021 OCAK</u>		<u>2022 OCAK</u>	
<u>TTS</u>	<u>1.319 TON</u>	-8%	<u>1.216 TON</u>	-65%	<u>428 TON</u>

# Leblebi Sarı İşlem Miktarı (Ton)



# YILLIK TOPLAM SARI LEBLEBİ İŞLEM MİKTARI (TON)



## LEBLEBİ SARI 9 mm FİYATLARI

	2020 OCAK	2021 OCAK		2022 OCAK	
EN AZ	5,00 TL	0%	5,00 TL	100%	10,00 TL
EN ÇOK	8,00 TL	-13%	7,00 TL	57%	11,00 TL
ORTALAMA	7,05 TL	-8%	6,50 TL	66%	10,82 TL

## LEBLEBİ SARI 9,50 mm FİYATLARI

	2020 OCAK	2021 OCAK		2022 OCAK	
EN AZ	8,00 TL	-9%	7,25 TL	79%	13,00 TL
EN ÇOK	10,00 TL	-10%	9,00 TL	67%	15,00 TL
ORTALAMA	8,63 TL	-3%	8,36 TL	73%	14,44 TL

## LEBLEBİ SARI 9,75 mm FİYATLARI

	2020 OCAK	2021 OCAK		2022 OCAK	
EN AZ	10,00 TL	-9%	9,15 TL	68%	15,35 TL
EN ÇOK	11,00 TL	0%	11,00 TL	64%	18,00 TL
ORTALAMA	10,51 TL	-5%	10,03 TL	70%	17,01 TL

## LEBLEBİ SARI 10 mm FİYATLARI

	2020 OCAK	2021 OCAK		2022 OCAK	
EN AZ	11,00 TL	4%	11,40 TL	62%	18,50 TL
EN ÇOK	14,00 TL	5%	14,75 TL	117%	32,00 TL
ORTALAMA	12,13 TL	6%	12,83 TL	80%	23,15 TL

## LEBLEBİ SARI Kalburaltı FİYATLARI

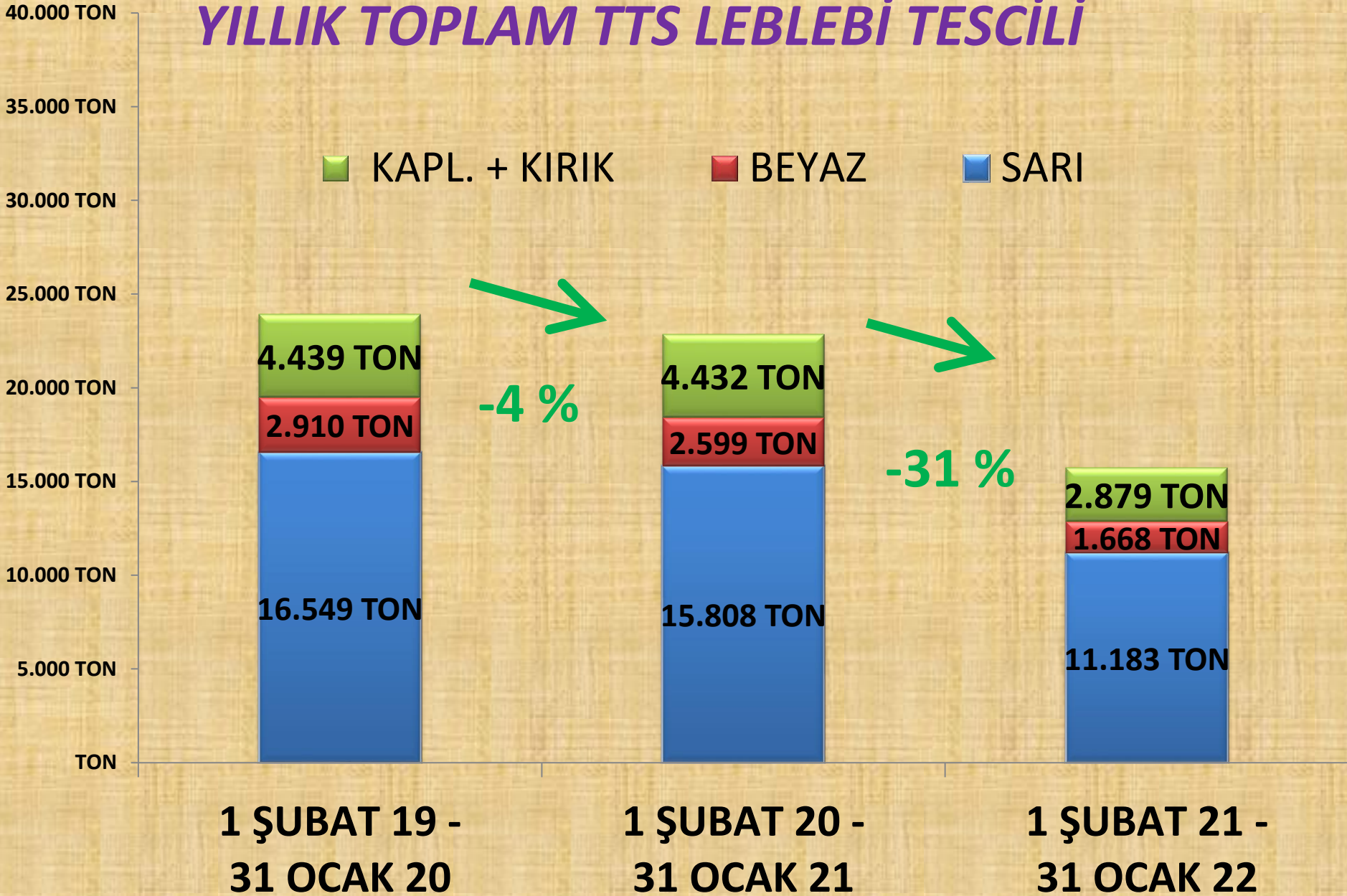
	2020 OCAK	2021 OCAK		2022 OCAK	
ORTALAMA	4,80 TL	-6%	4,49 TL	-	-



# YILLIK YURTIÇİ TOPLAM LEBLEBİ İŞLEM MİKTARI

MİKTAR	1 ŞUBAT 2019 – 31 OCAK 2020	1 ŞUBAT 2020 – 31 OCAK 2021		1 ŞUBAT 2021 – 31 OCAK 2022	
SARI	16.549 TON	-4%	15.808 TON	-29%	11.183 TON
BEYAZ	2.910 TON	-11%	2.599 TON	-36%	1.668 TON
KAPL.+KIRIK	4.439 TON	0%	4.432 TON	-35%	2.879 TON
<b><u>LEBLEBİ TOPLAM</u></b>	<b>23.898 TON</b>	<b>-4%</b>	<b>22.839 TON</b>	<b>-31%</b>	<b>15.730 TON</b>

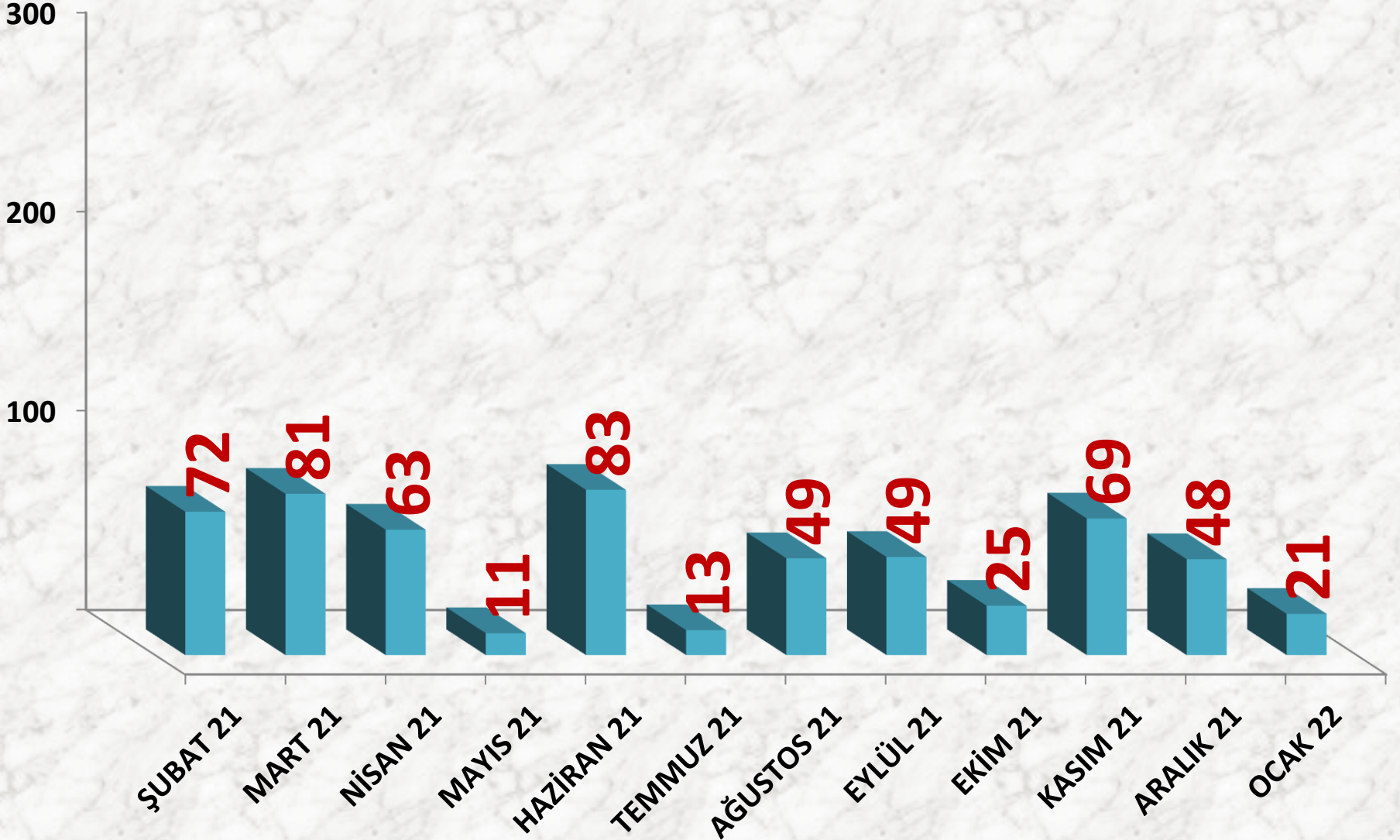
# YILLIK TOPLAM TTS LEBLEBİ TESCİLİ

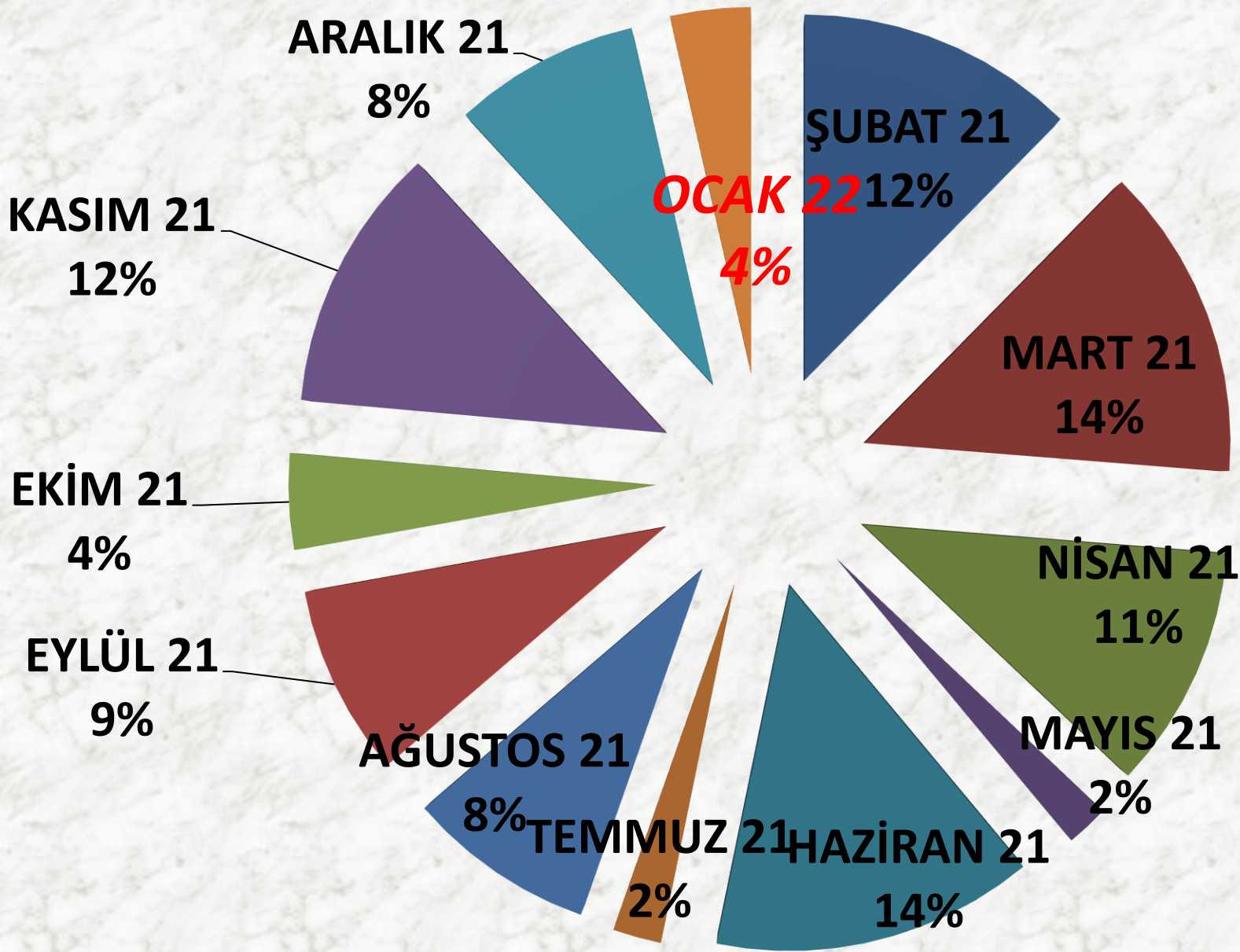


# LEBLEBİ İHRACAT MİKTARLARI

2020 OCAK		2021 OCAK		2022 OCAK	
SARI LEBLEBİ	91.198 kg.	SARI LEBLEBİ	82.368 kg.	SARI LEBLEBİ	11.150 kg.
BEYAZ LEBLEBİ	19.192 kg.	BEYAZ LEBLEBİ	16.464 kg.	BEYAZ LEBLEBİ	8.350 kg.
KAPLAMALI LEBLEBİ	13.804 kg.	KAPLAMALI LEBLEBİ	5.725 kg.	KAPLAMALI LEBLEBİ	1.200 kg.
KIRIK LEBLEBİ	1.000 kg.	KIRIK LEBLEBİ	-	KIRIK LEBLEBİ	-
LEBLEBİ KALBURALTI	1.650 kg.	LEBLEBİ KALBURALTI	-	LEBLEBİ KALBURALTI	-
LEBLEBİ UNU	-	LEBLEBİ UNU	-	LEBLEBİ UNU	-
<b><u>TOPLAM</u></b>	<b>126.844 kg.</b>	<b><u>TOPLAM</u></b>	<b>104.557 kg.</b>	<b><u>TOPLAM</u></b>	<b>20.700 kg.</b>

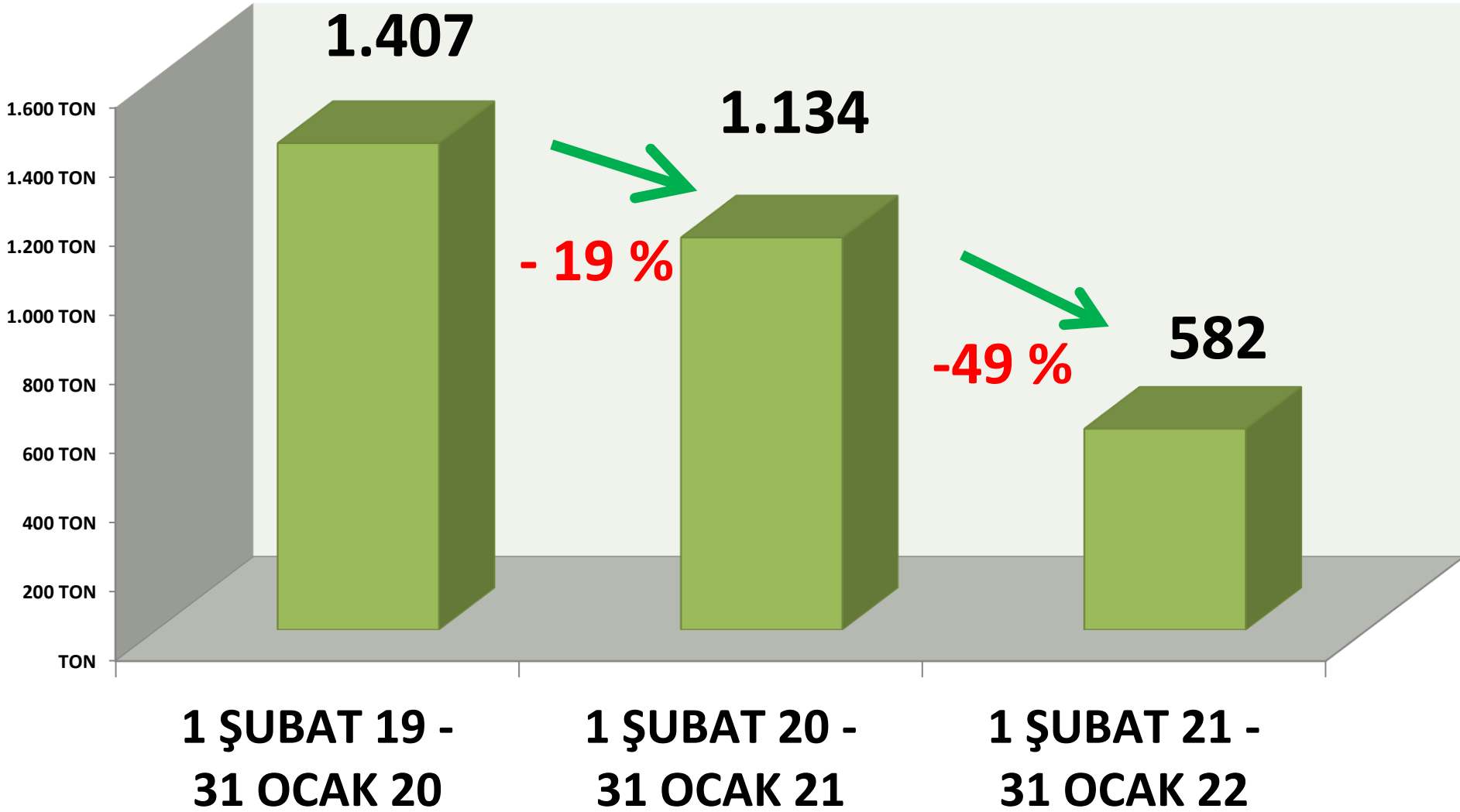
# Leblebi İhracat (Ton)





## AYLIK LEBLEBİ İHRACAT MİKTARI ORANLARI

# YILLIK TOPLAM LEBLEBİ İHRACAT MİKTARI (TON)





# AYÇEKİRDEĞİ

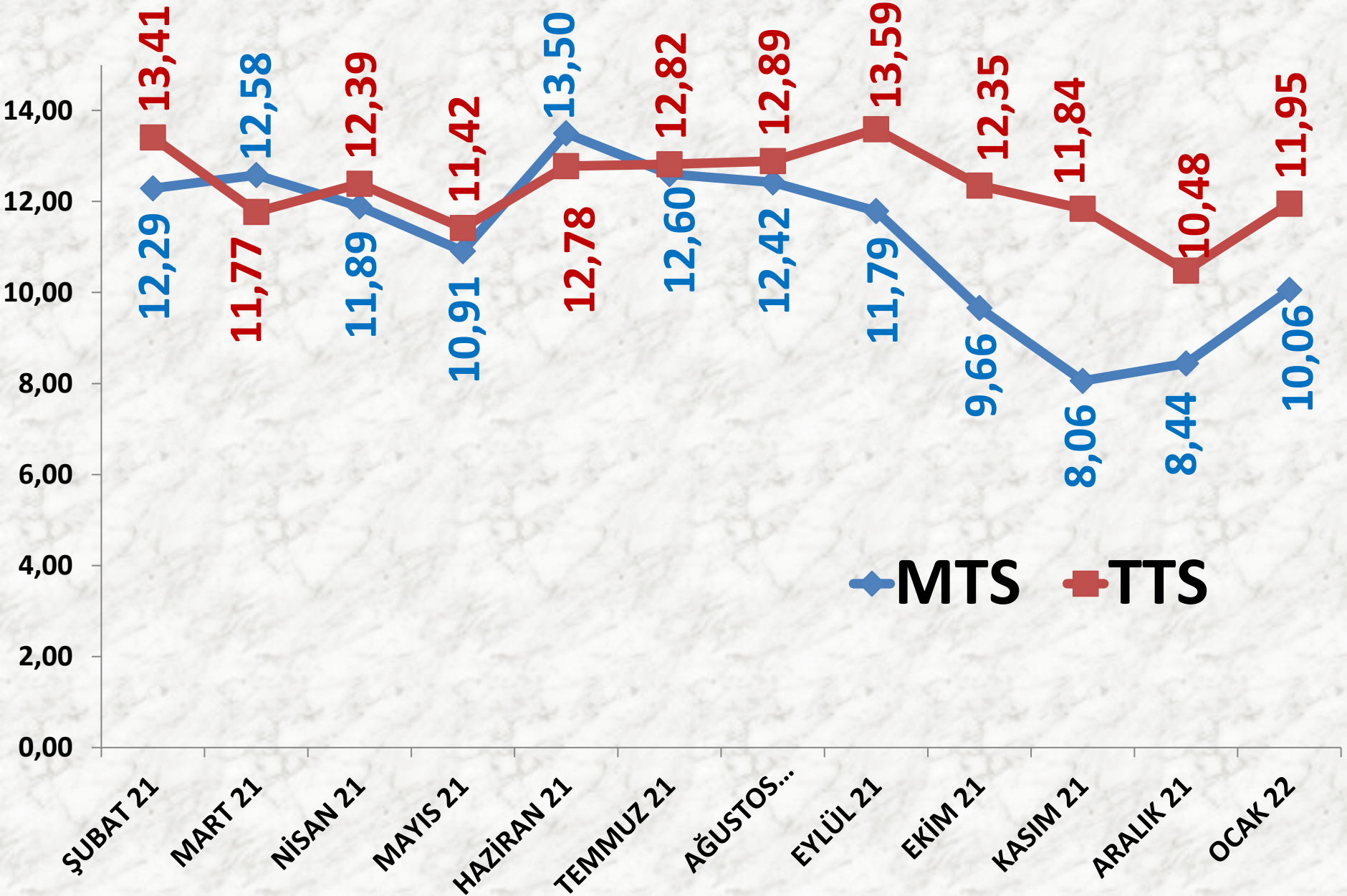
İŞLEM MİKTARI (TON)	2020 OCAK	2021 OCAK		2022 OCAK	
MTS	2806 TON	-36%	1792 TON	5%	1885 TON
TTS	2727 TON	-67%	886 TON	3%	914 TON

EN AZ FİYAT	2020 OCAK	2021 OCAK		2022 OCAK	
MTS	5,00 TL	65%	8,27 TL	-49%	4,20 TL
TTS	5,20 TL	83%	9,50 TL	10%	10,45 TL

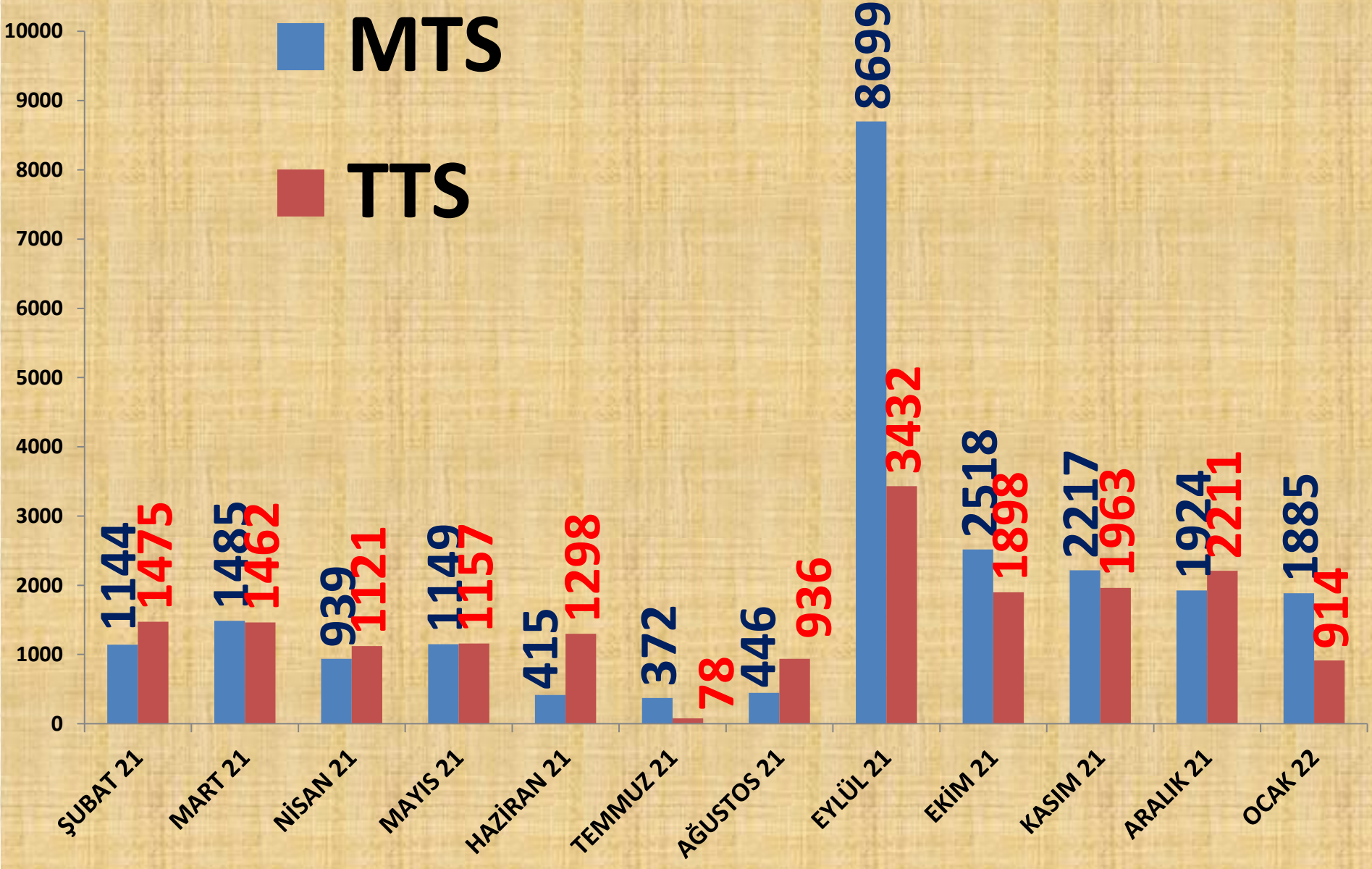
EN ÇOK FİYAT	2020 OCAK	2021 OCAK		2022 OCAK	
MTS	12,51 TL	21%	15,10 TL	-12%	13,22 TL
TTS	10,70 TL	59%	17,00 TL	5%	17,80 TL

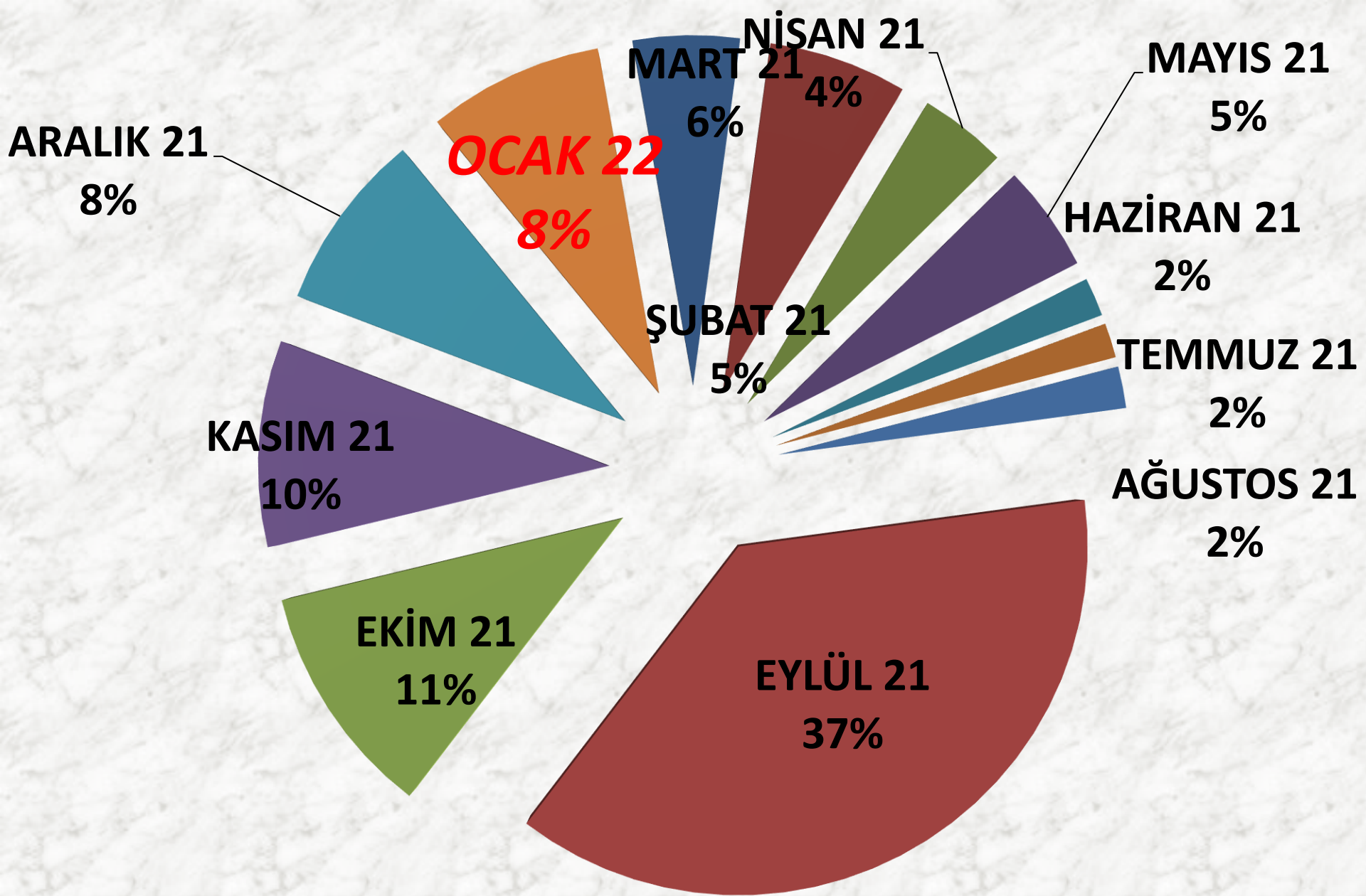
ORT. FİYAT	2020 OCAK	2021 OCAK		2022 OCAK	
MTS	8,84 TL	36%	12,03 TL	-16%	10,06 TL
TTS	10,16 TL	23%	12,50 TL	-4%	11,95 TL

# AYLIK AYÇİÇEĞİ FİYAT TRENDİ (TL)



# AYLIK AYÇİÇEĞİ İŞLEM MİKTARI (TON)

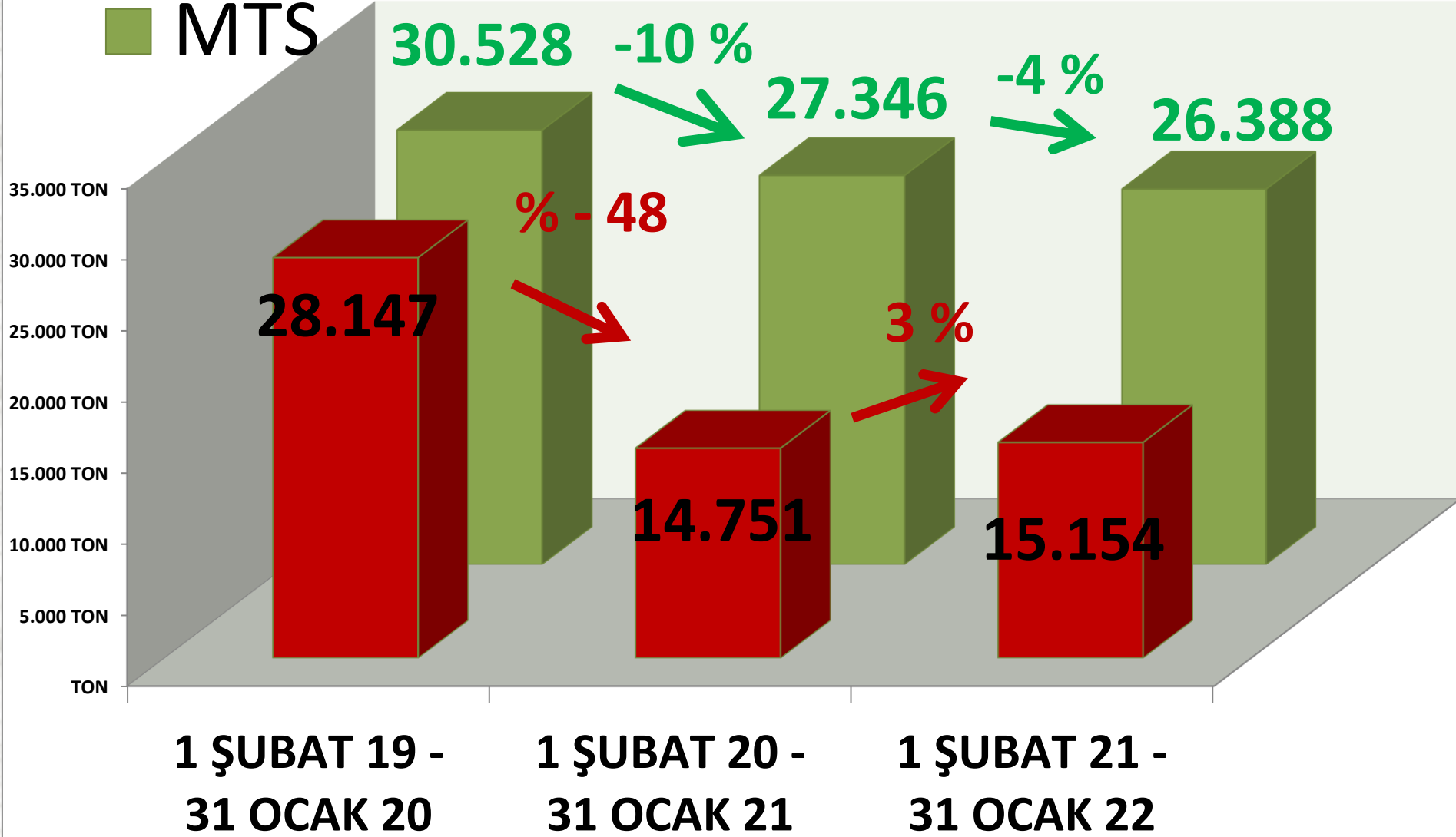




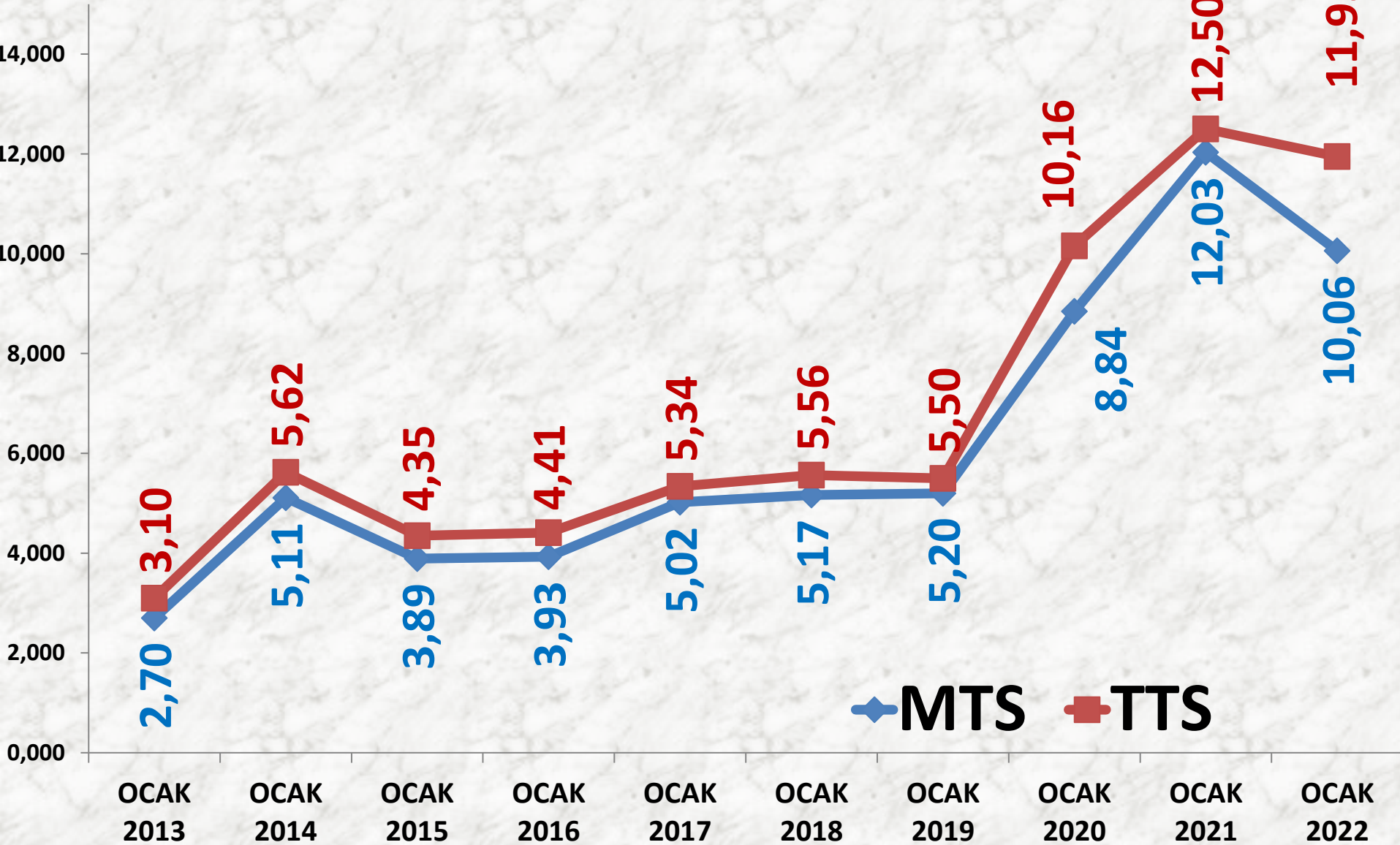
**AYLIK AYÇİÇEĞİ MTS İŞLEM MİKTARI ORANLARI**

# TTS YILLIK TOPLAM AYÇİÇEĞİ İŞLEM MİKTARI (TON)

■ MTS



# OCAK AYLARI AYÇİÇEĞİ FİYAT ORT. (TL)





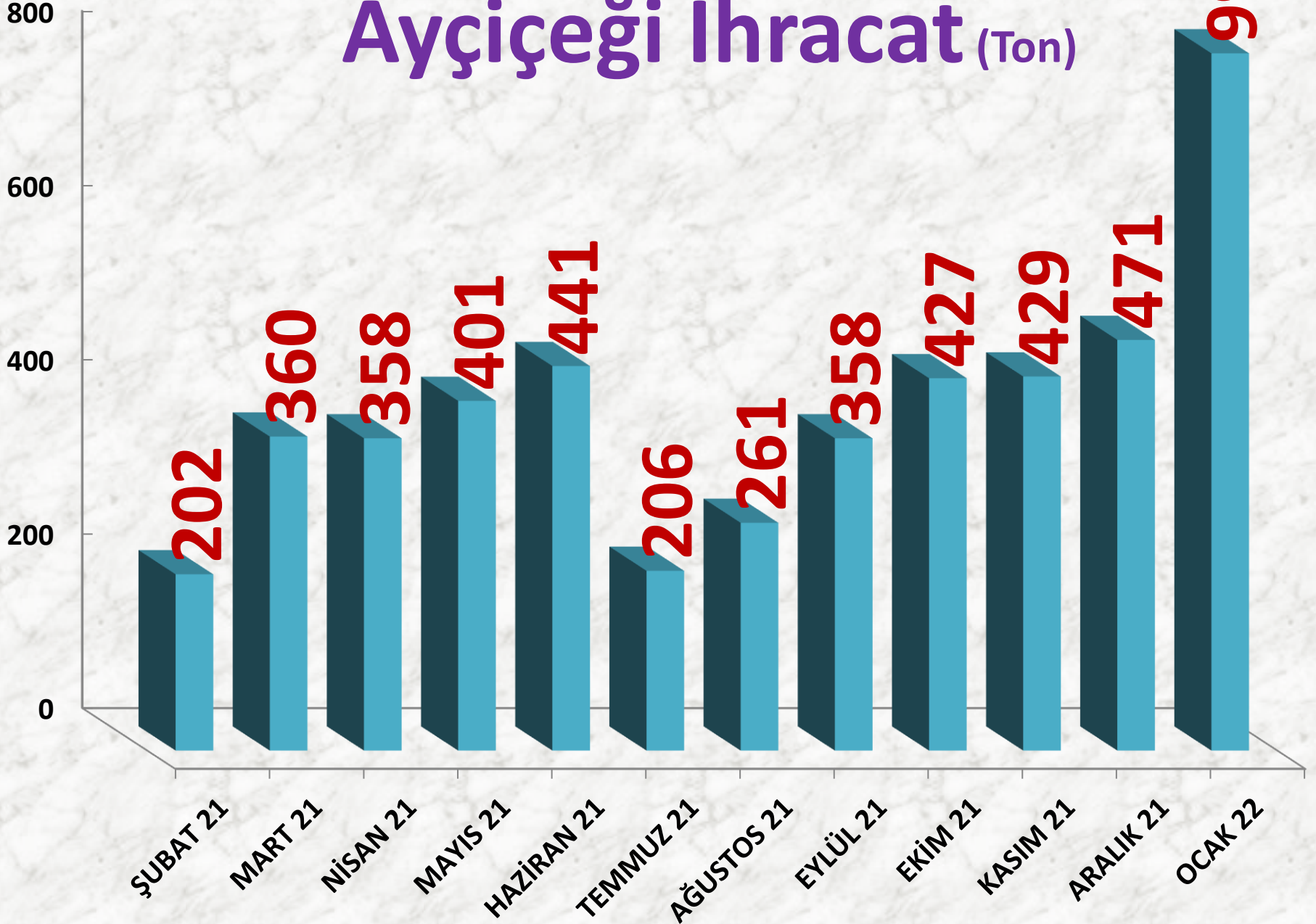
# AYÇEKİRDEĞİ İHRACATI

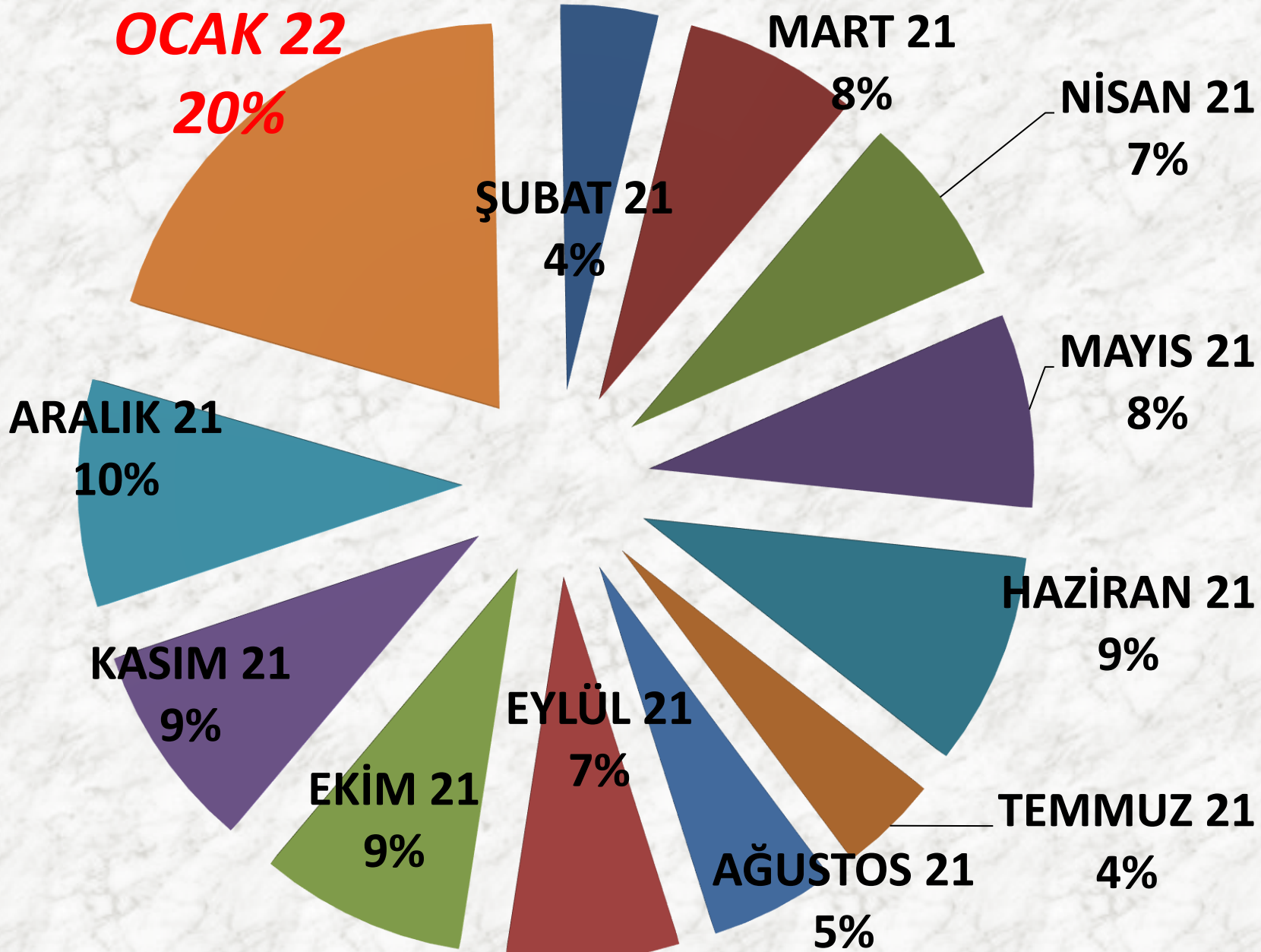
İŞLEM HACMİ TON	2020 OCAK	2021 OCAK	2022 OCAK
TTS	345 TON	-4% 331 TON	201% 995 TON





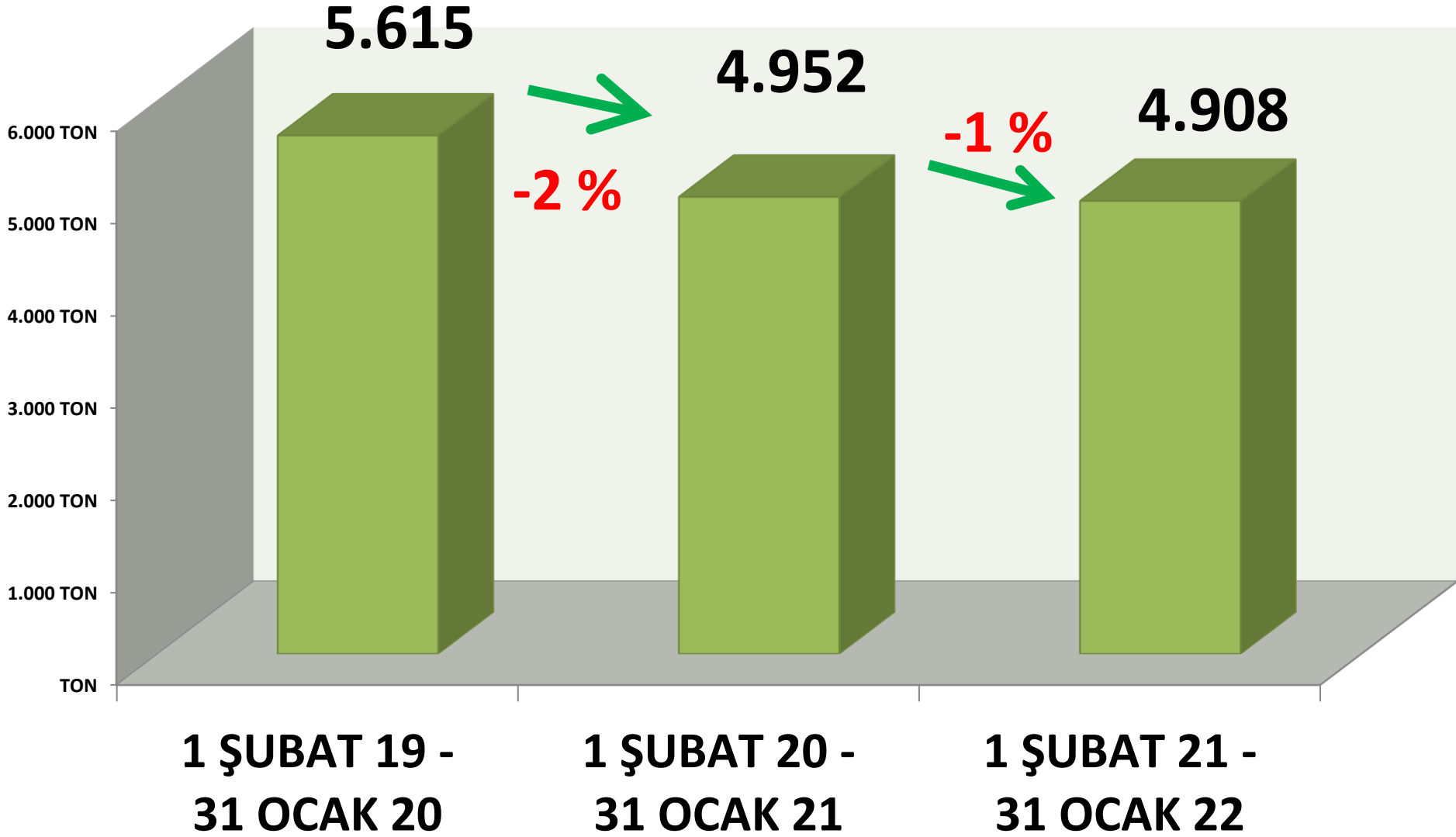
# Ayçiçeği İhracat (Ton)





**Aylık Ayçiçeği İhracat Miktarı Oranları**

# YILLIK TOPLAM AYÇIĞEĞİ İHRACAT MİKTARI (TON)



# SÜT

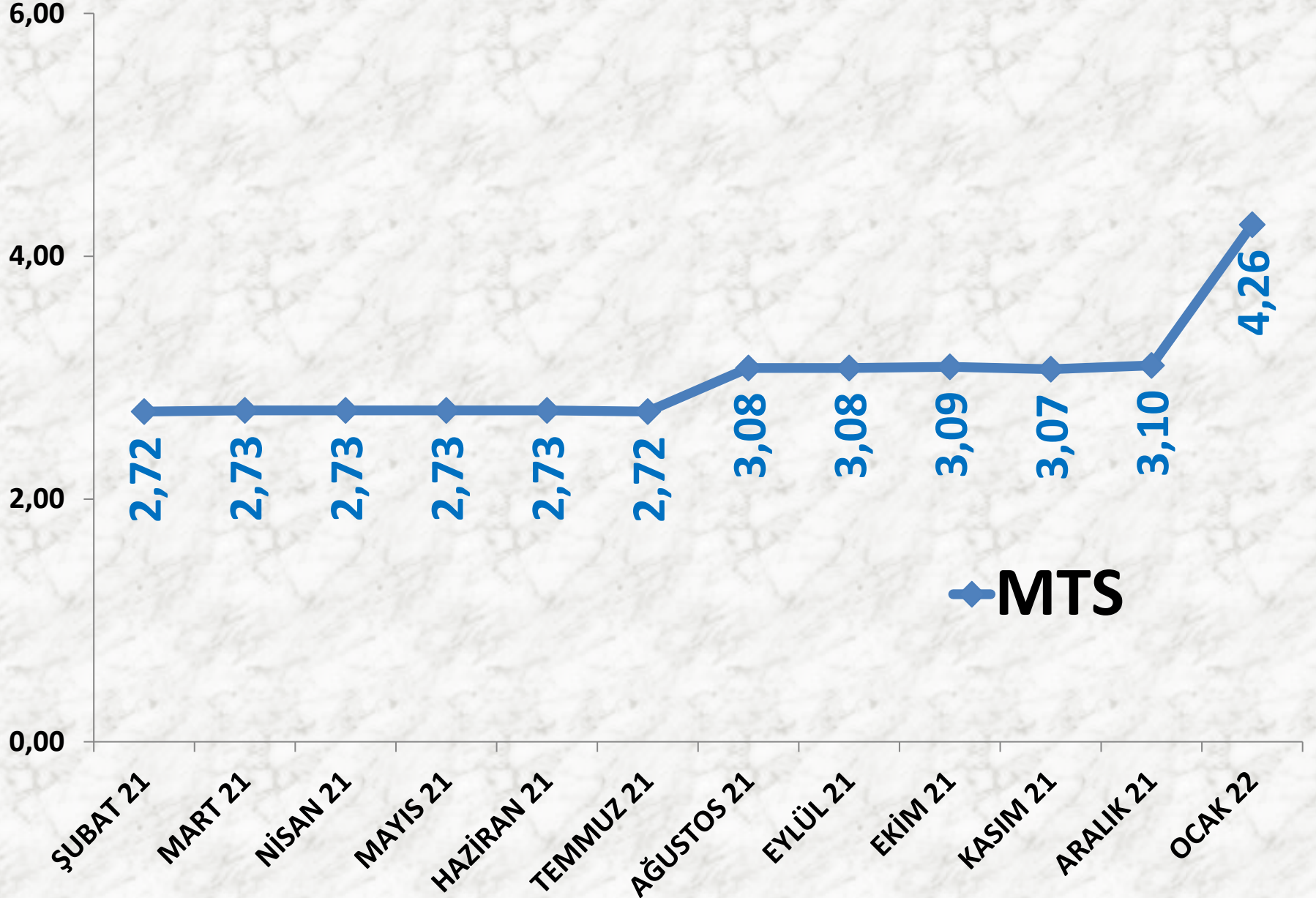
İŞLEM MİKTARI (M <sup>3</sup> )	2020 OCAK		2021 OCAK		2022 OCAK	
	MTS	28.746 M <sup>3</sup>	2%	29.327 M <sup>3</sup>	2%	29.983 M <sup>3</sup>

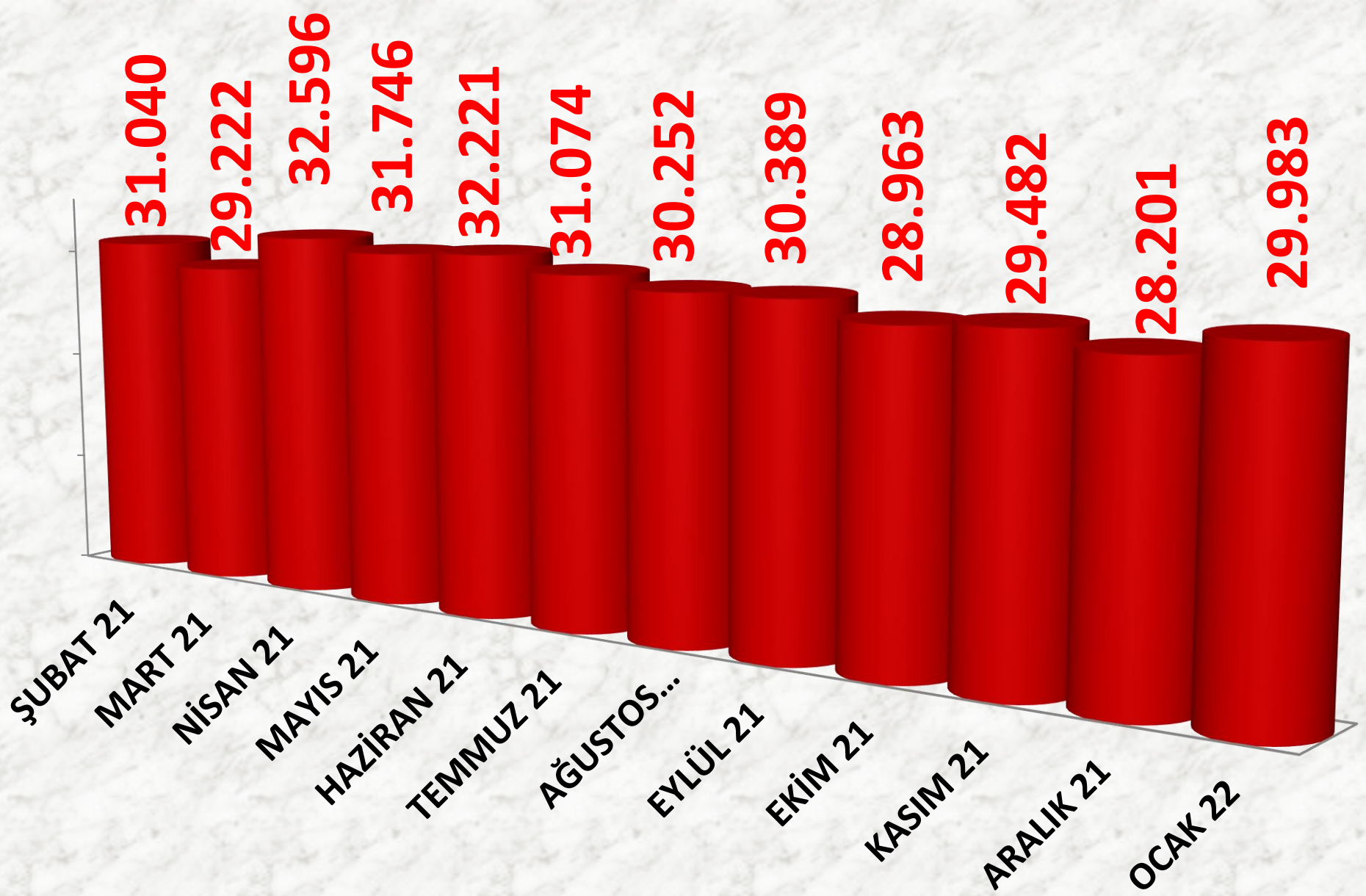
EN AZ FİYAT	2020 OCAK		2021 OCAK		2022 OCAK	
	MTS	1,80 TL	11%	2,00 TL	45%	2,90 TL

EN ÇOK FİYAT	2020 OCAK		2021 OCAK		2022 OCAK	
	MTS	2,42 TL	12%	2,71 TL	101%	5,45 TL

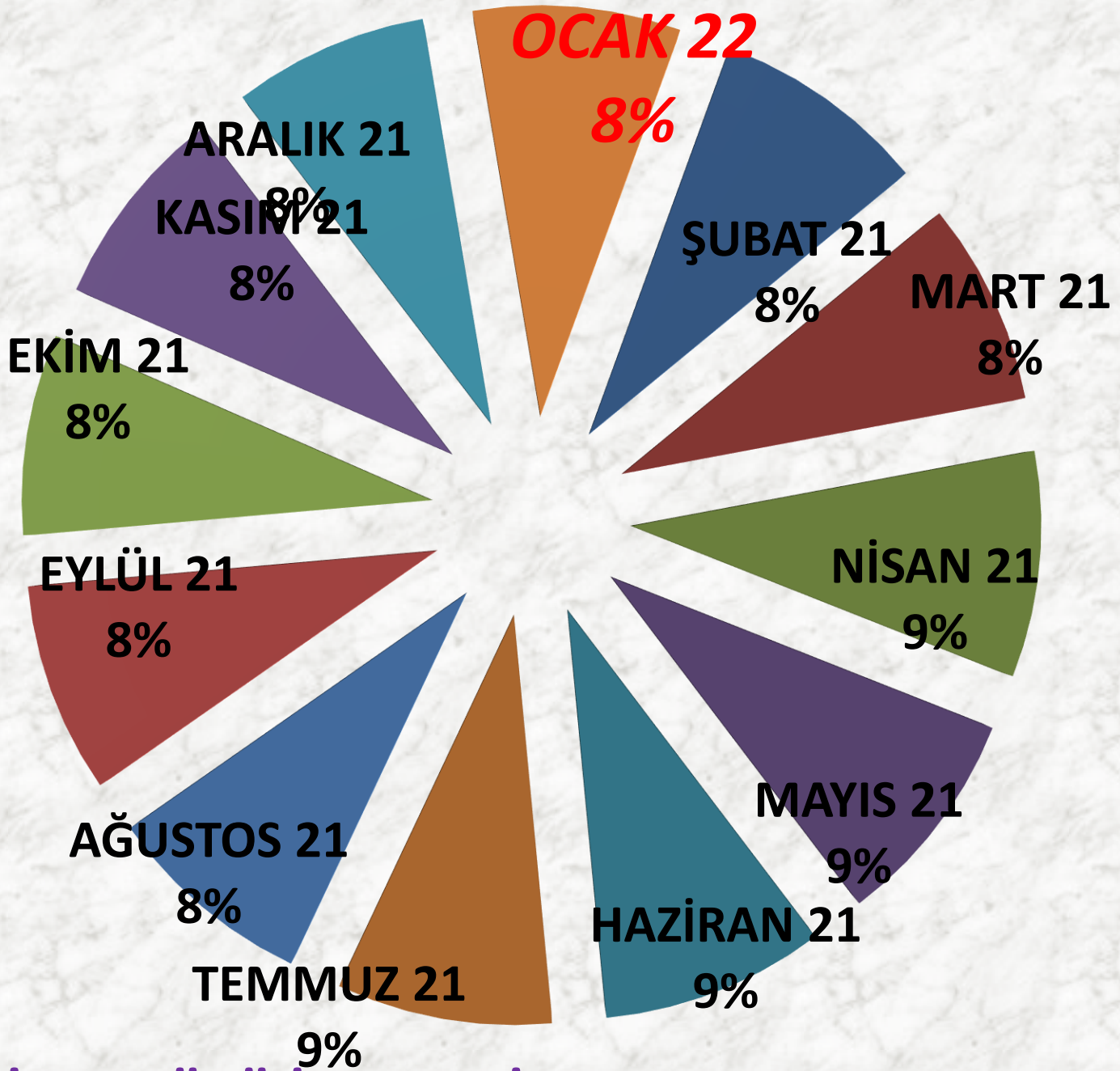
ORTALAMA FİYAT	2020 OCAK		2021 OCAK		2022 OCAK	
	MTS	2,22 TL	0%	2,23 TL	91%	4,26 TL

# AYLIK İNEK SÜTÜ FİYAT TRENDİ (TL)





**AYLIK SÜT İŞLEM MİKTARI (M<sup>3</sup>)**

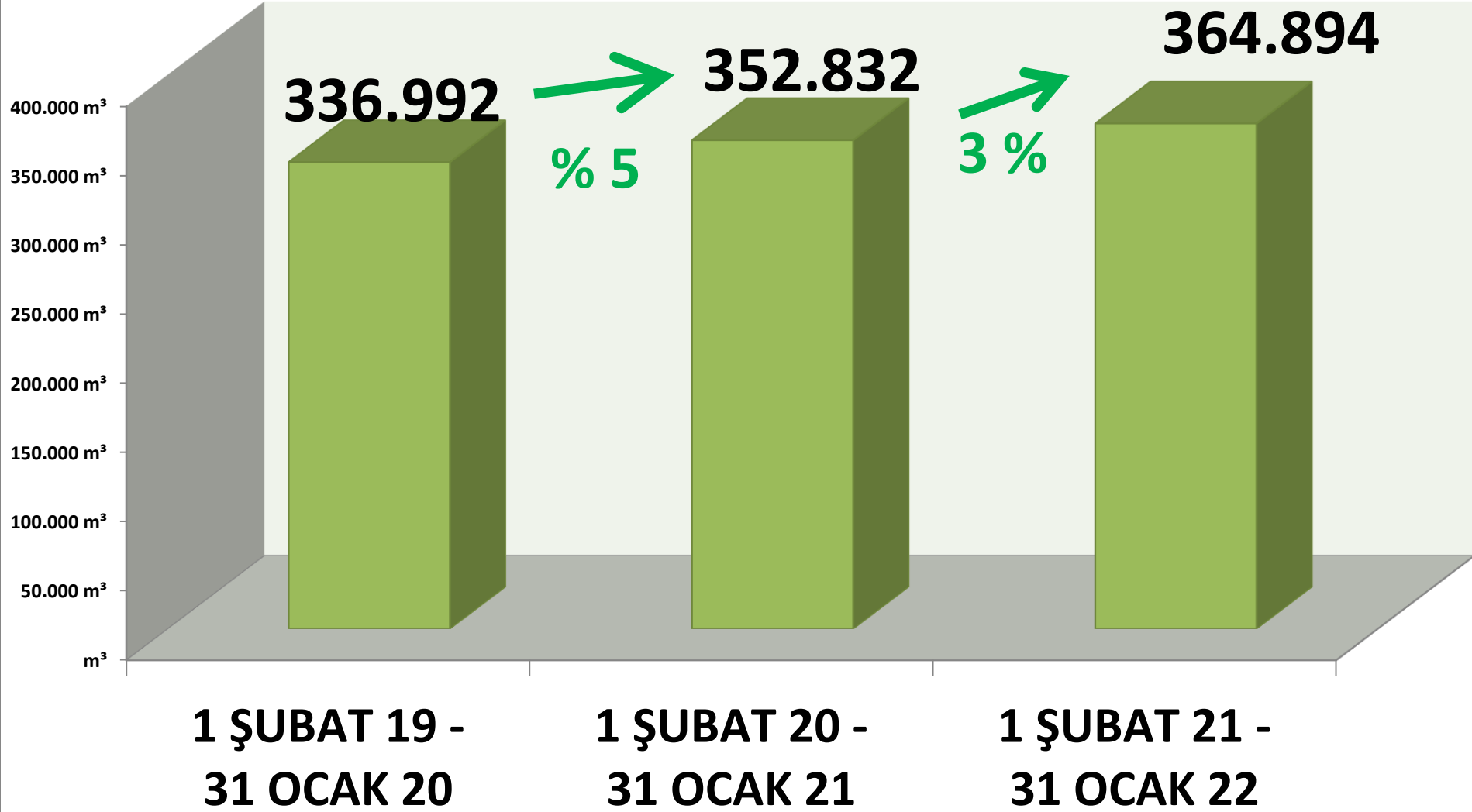


AYLIK MTS İNEK SÜTÜ İŞLEM MİKTARI ORANLARI



# YILLIK TOPLAM İNEK SÜTÜ İŞLEM MİKTARI (M<sup>3</sup>)

■ MTS



# BEYAZ HAŞHAŞ

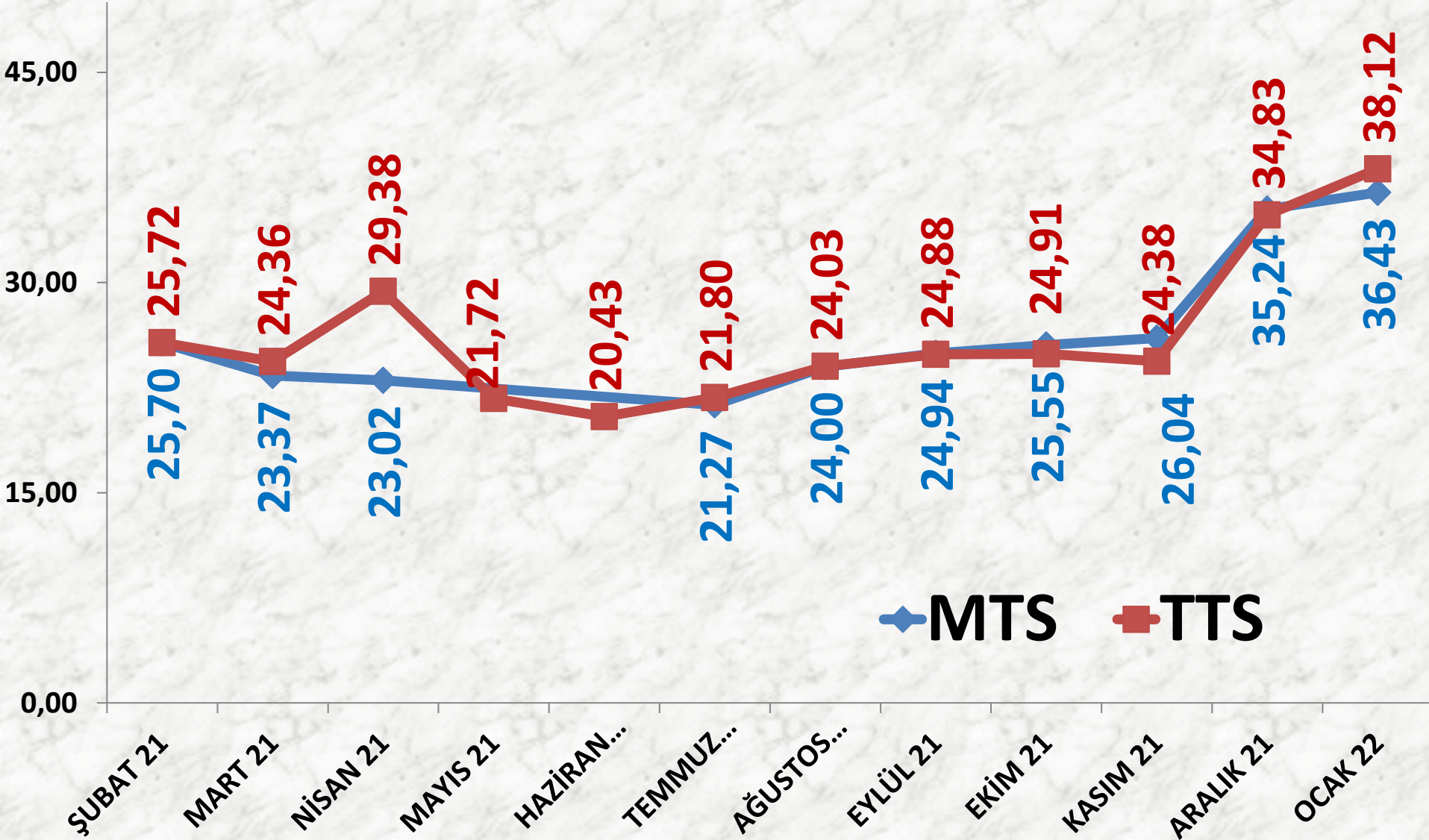
İŞLEM MİKTARI (TON)	2020 OCAK	2021 OCAK		2022 OCAK	
MTS	692 TON	-70%	211 TON	404%	1.065 TON
TTS	84 TON	168%	226 TON	302%	909 TON

EN AZ FİYAT	2020 OCAK	2021 OCAK		2022 OCAK	
MTS	19,75 TL	20%	23,70 TL	9%	25,77 TL
TTS	12,00 TL	88%	22,50 TL	50%	33,82 TL

EN ÇOK FİYAT	2020 OCAK	2021 OCAK		2022 OCAK	
MTS	21,36 TL	32%	28,18 TL	49%	42,00 TL
TTS	26,00 TL	22%	31,69 TL	51%	48,00 TL

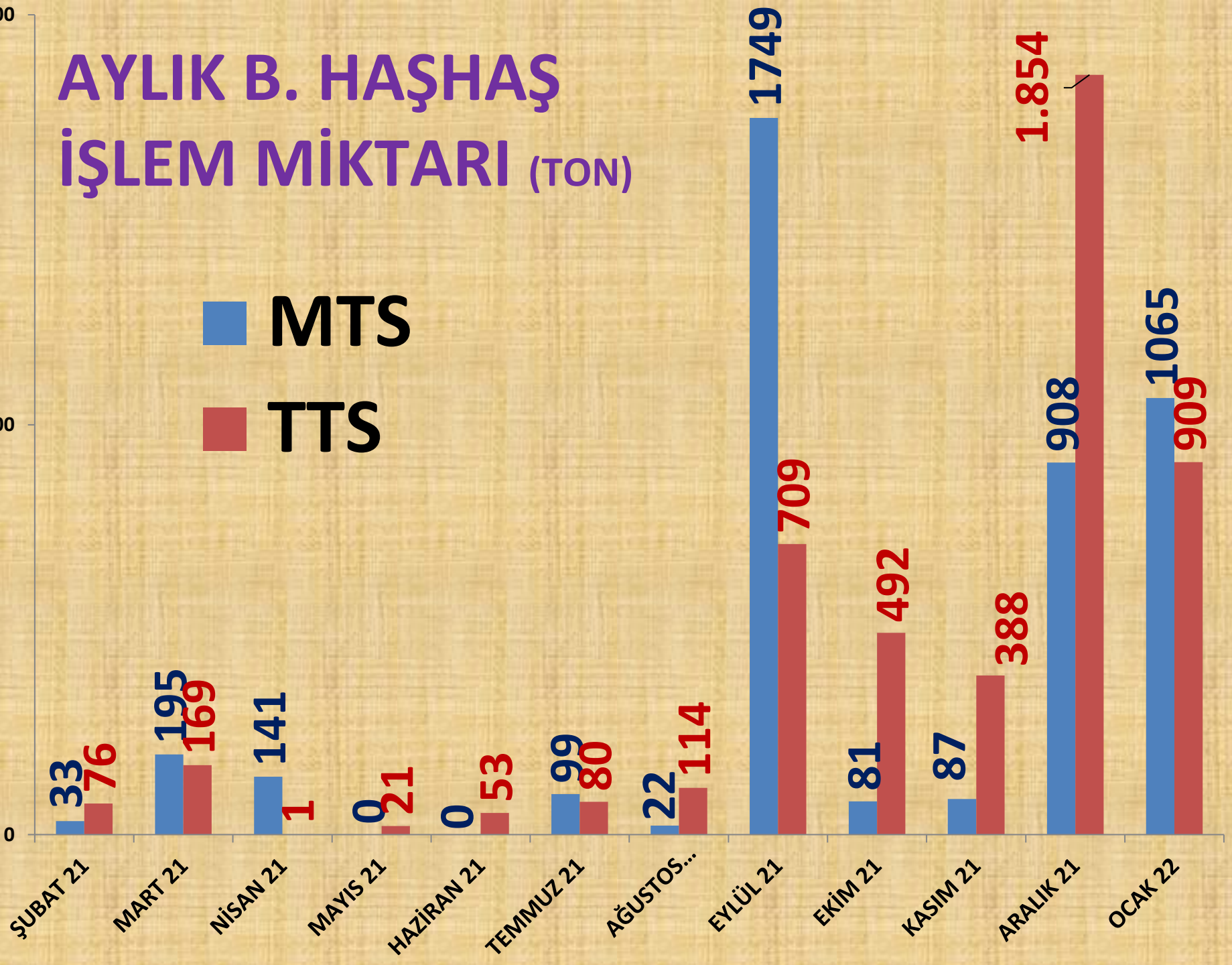
ORT. FİYAT	2020 OCAK	2021 OCAK		2022 OCAK	
MTS	21,26 TL	22%	25,94 TL	40%	36,43 TL
TTS	20,66 TL	30%	26,90 TL	42%	38,12 TL

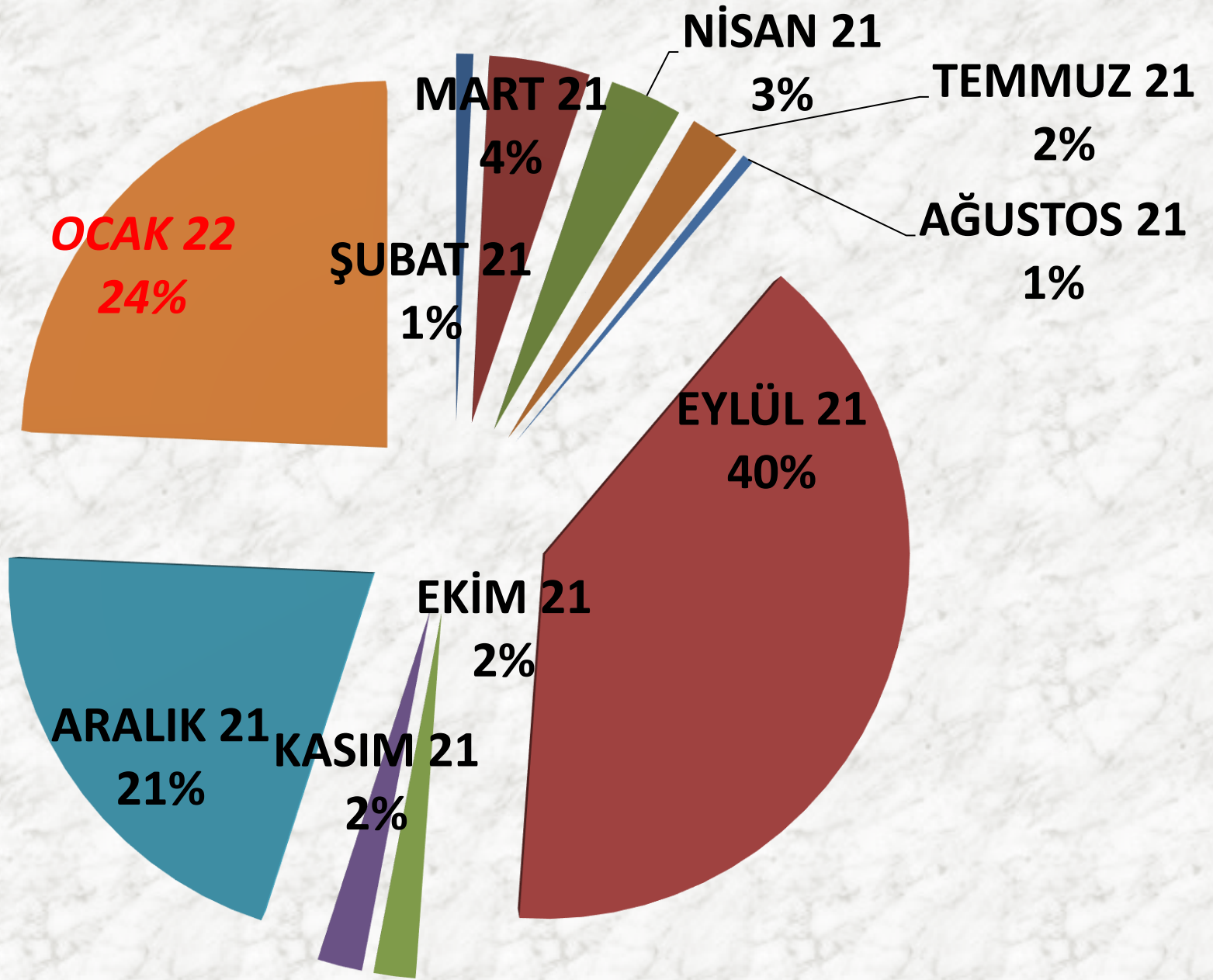
# AYLIK B. HAŞHAŞ FİYAT TRENDİ<sub>(TL)</sub>



# AYLIK B. HAŞHAŞ İŞLEM MİKTARI (TON)

■ MTS  
■ TTS

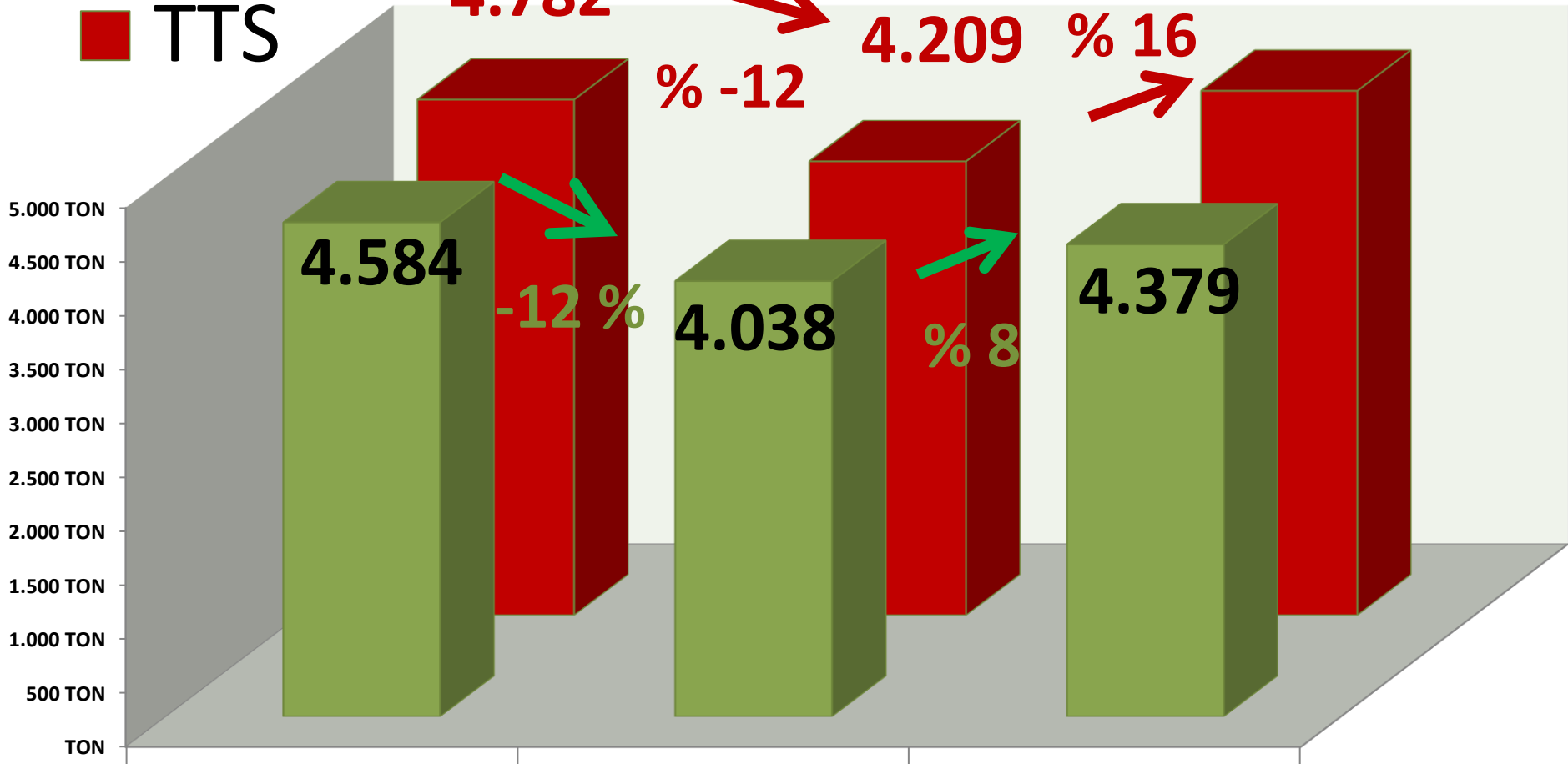




## B. HAŞHAŞ MTS İŞLEM MİKTARI ORANLARI

# MTS YILLIK TOPLAM B. HAŞHAŞ İŞLEM MİKTARI (TON)

■ MTS  
■ TTS

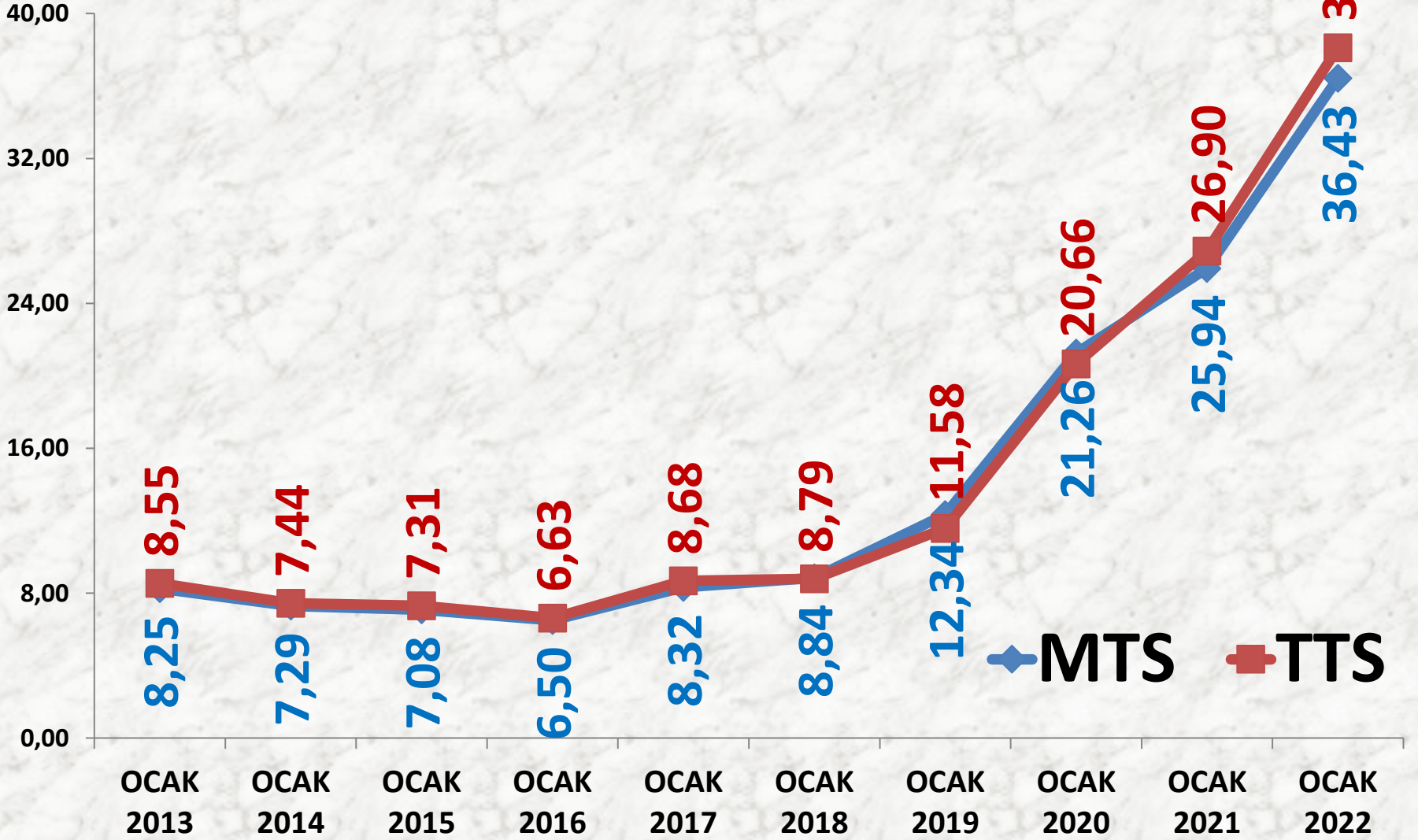


1 ŞUBAT 19 -  
31 OCAK 20

1 ŞUBAT 20 -  
31 OCAK 21

1 ŞUBAT 21 -  
31 OCAK 22

# OCAK AYLARI B. HAŞHAŞ FİYAT TRENDİ (TL)





# MAVİ HAŞHAŞ

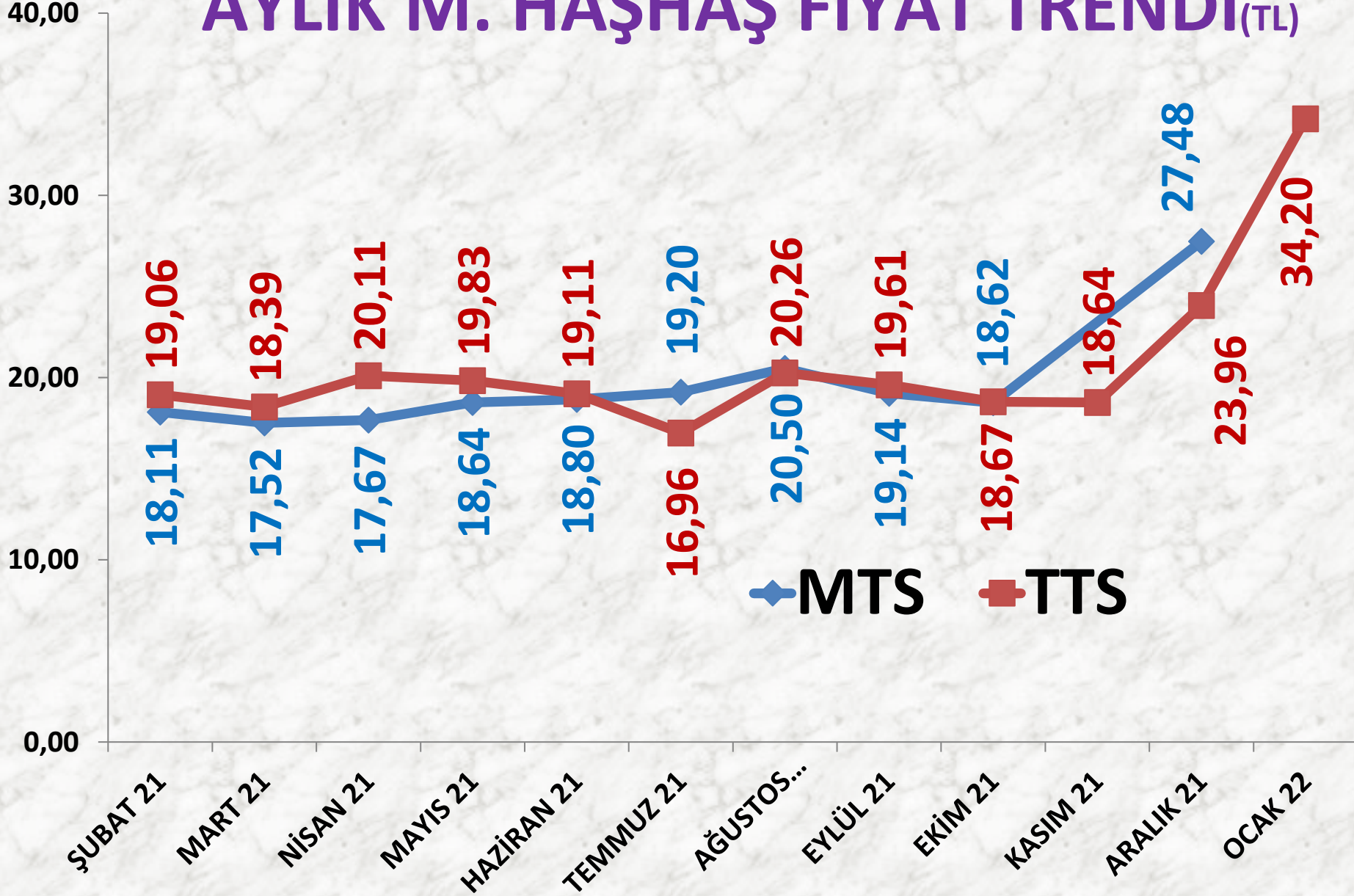
<b>İŞLEM MİKTARI (TON)</b>	<b>2020 OCAK</b>	<b>2021 OCAK</b>		<b>2022 OCAK</b>	
<b>MTS</b>	<b>266 TON</b>	<b>-17%</b>	<b>221 TON</b>	<b>-100%</b>	<b>0</b>
<b>TTS</b>	<b>271 TON</b>	<b>-67%</b>	<b>90 TON</b>	<b>-58%</b>	<b>38 TON</b>

<b>EN AZ FİYAT</b>	<b>2020 OCAK</b>	<b>2021 OCAK</b>		<b>2022 OCAK</b>	
<b>MTS</b>	<b>15,47 TL</b>	<b>23%</b>	<b>19,00 TL</b>	<b>-</b>	<b>-</b>
<b>TTS</b>	<b>16,50 TL</b>	<b>8%</b>	<b>17,75 TL</b>	<b>66%</b>	<b>29,51 TL</b>

<b>EN ÇOK FİYAT</b>	<b>2020 OCAK</b>	<b>2021 OCAK</b>		<b>2022 OCAK</b>	
<b>MTS</b>	<b>23,50 TL</b>	<b>4%</b>	<b>24,45 TL</b>	<b>-</b>	<b>-</b>
<b>TTS</b>	<b>30,00 TL</b>	<b>-8%</b>	<b>27,50 TL</b>	<b>38%</b>	<b>38,00 TL</b>

<b>ORT. FİYAT</b>	<b>2020 OCAK</b>	<b>2021 OCAK</b>		<b>2022 OCAK</b>	
<b>MTS</b>	<b>16,58 TL</b>	<b>18%</b>	<b>19,56 TL</b>	<b>-</b>	<b>-</b>
<b>TTS</b>	<b>17,45 TL</b>	<b>19%</b>	<b>20,71 TL</b>	<b>65%</b>	<b>34,20 TL</b>

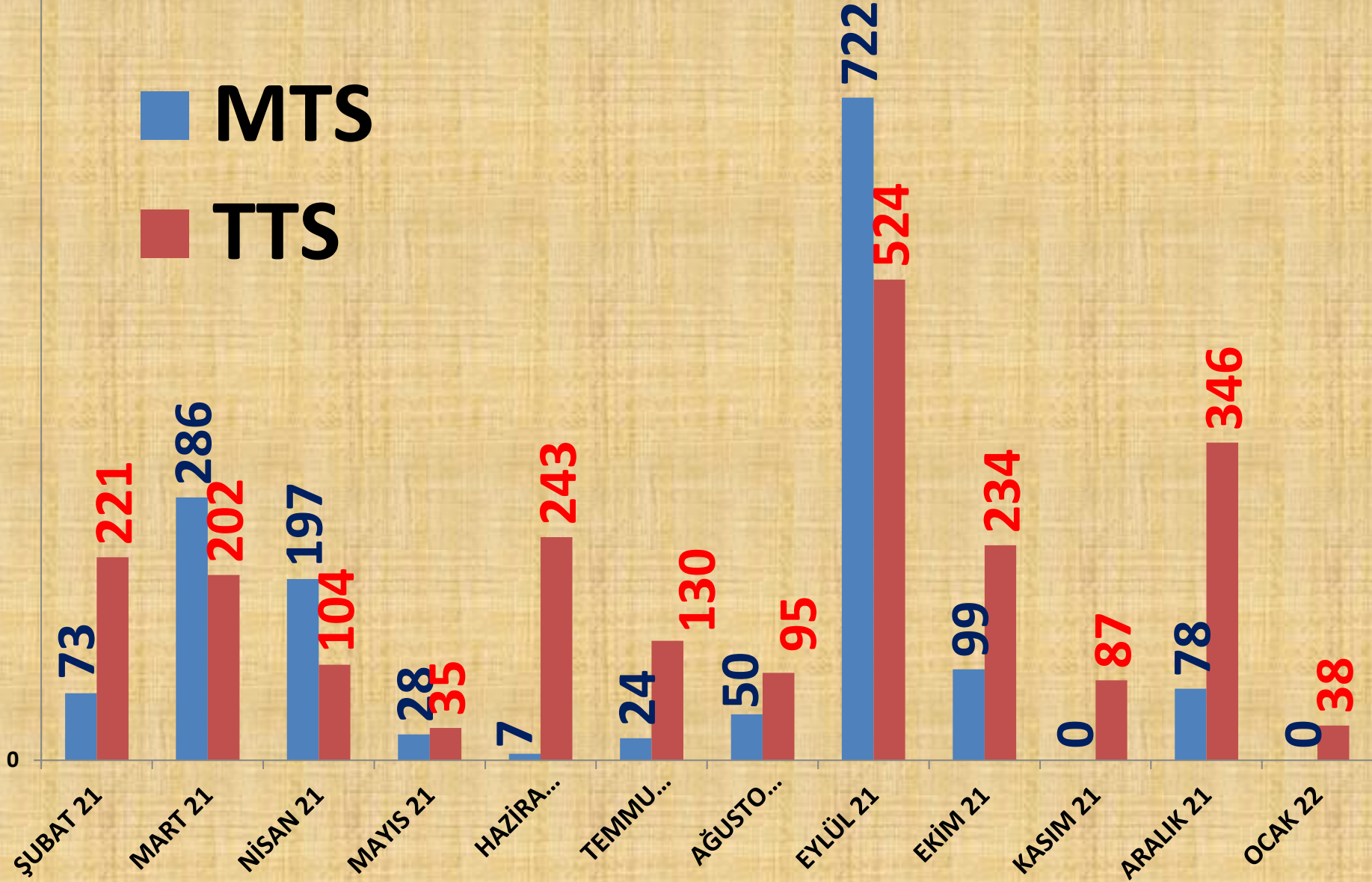
# AYLIK M. HAŞHAŞ FİYAT TRENDİ (TL)

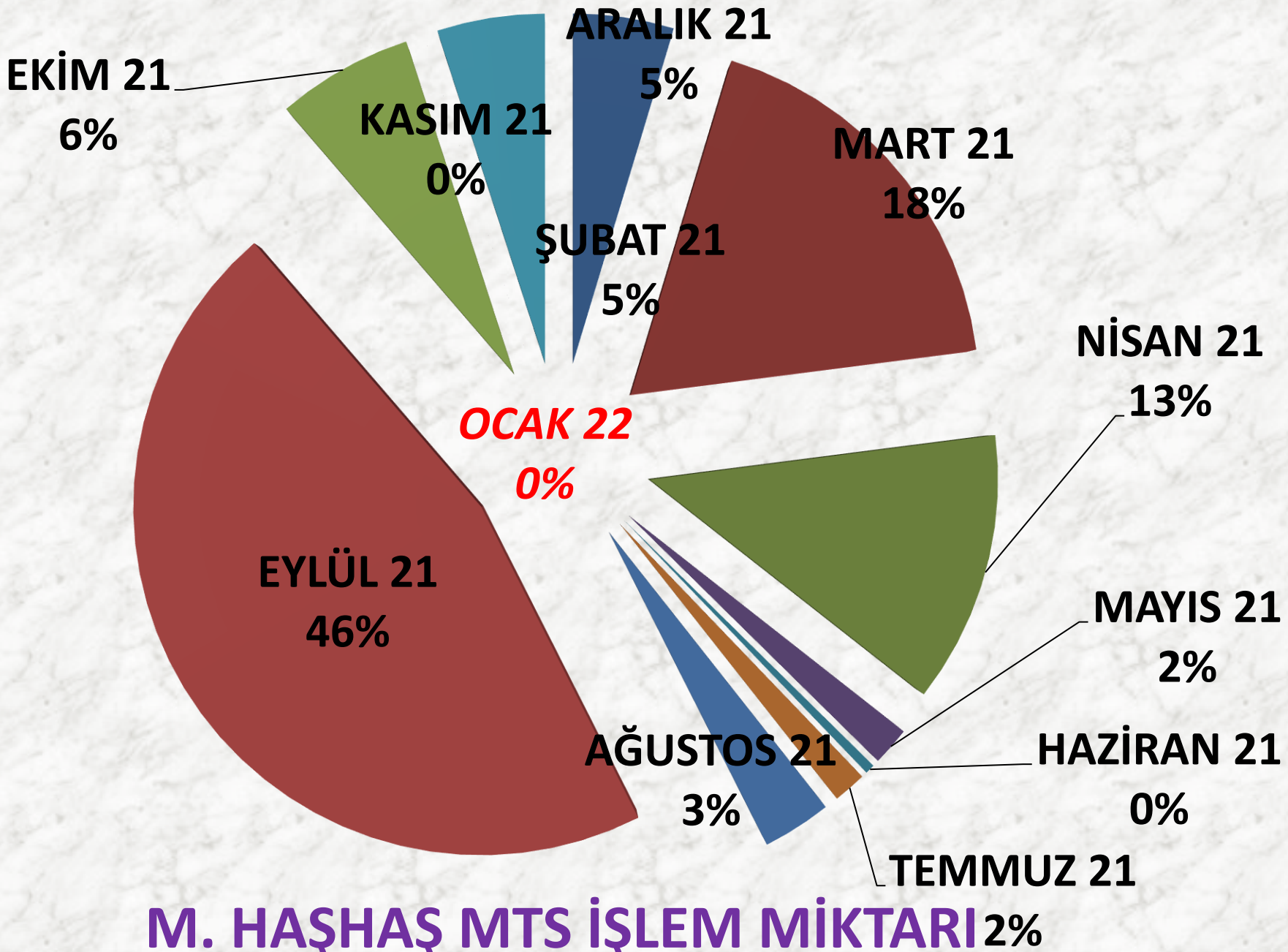


1000

# AYLIK M. HAŞHAŞ İŞLEM MİKTARI (TON)

■ MTS  
■ TTS



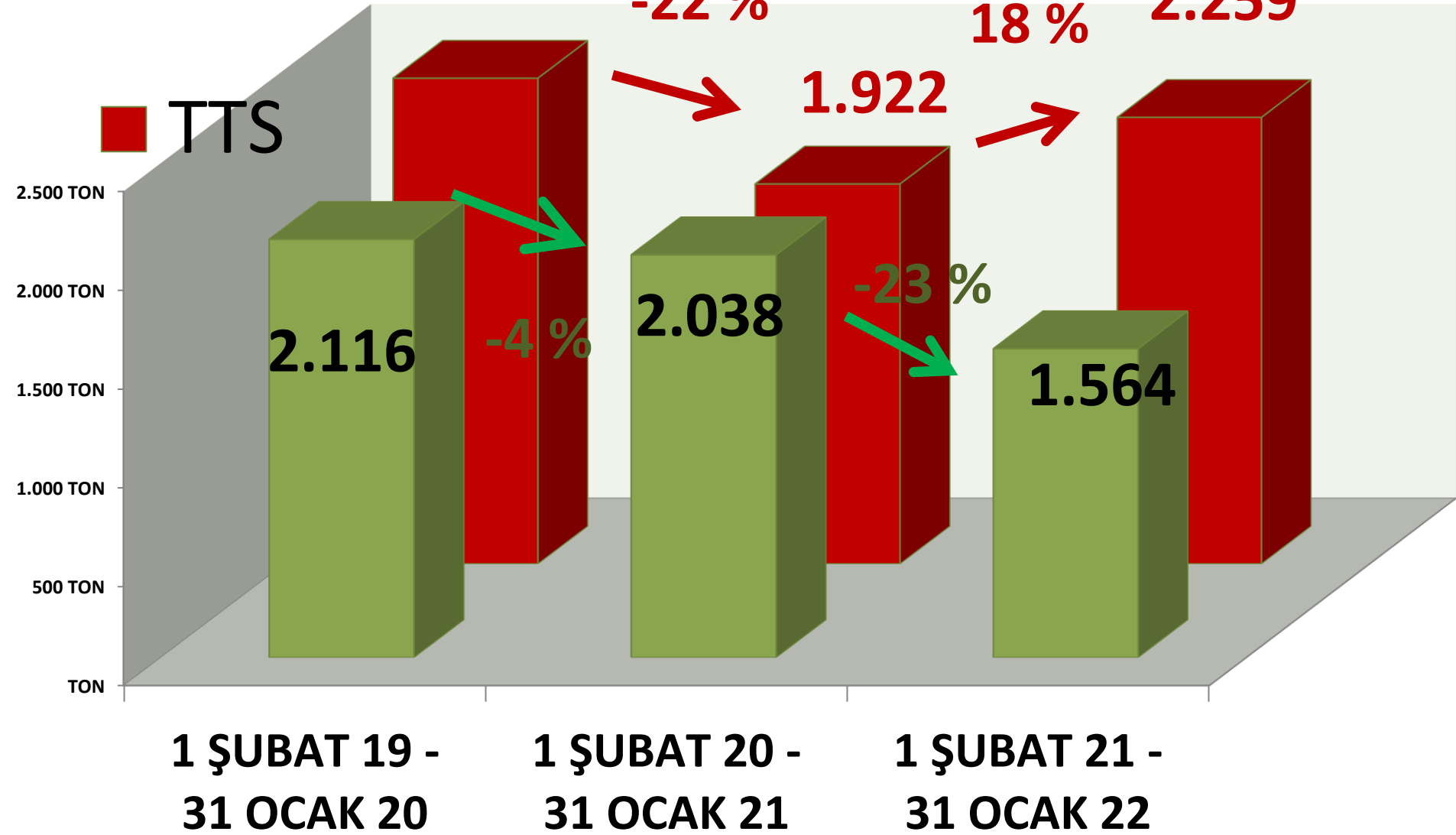


**M. HAŞHAŞ MTS İŞLEM MİKTARI**  
**ORANLARI**

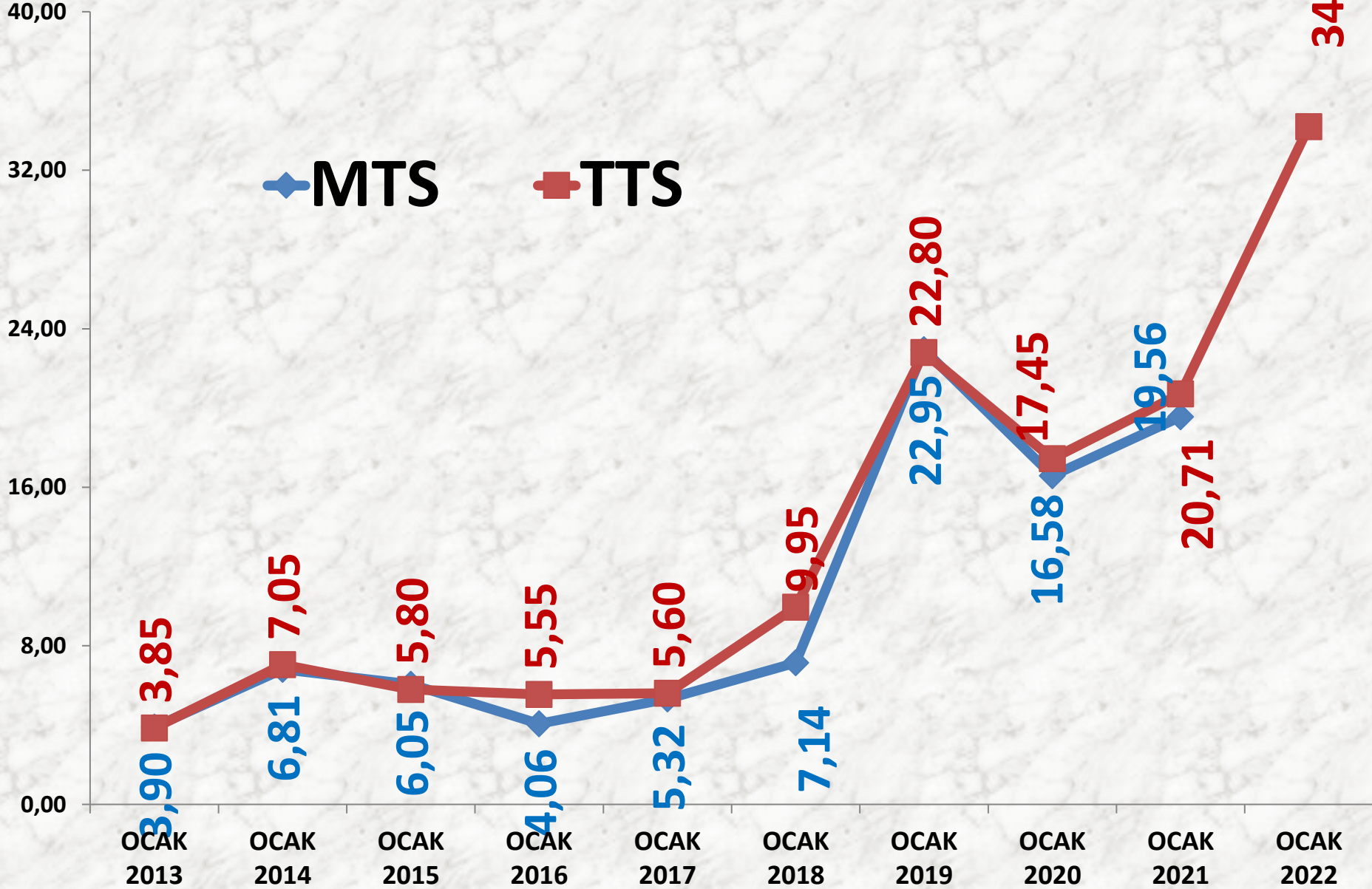
# YILLIK TOPLAM M. HAŞHAŞ İŞLEM MİKTARI (TON)

■ MTS

■ TTS



# OCAK AYLARI M. HAŞHAŞ FİYAT TRENDİ (TL)



# KÜTLÜ PAMUK

İŞLEM MİKTARI (TON)	2020 OCAK	2021 OCAK		2022 OCAK	
MTS	11632 TON	-25%	8716 TON	6%	9267 TON

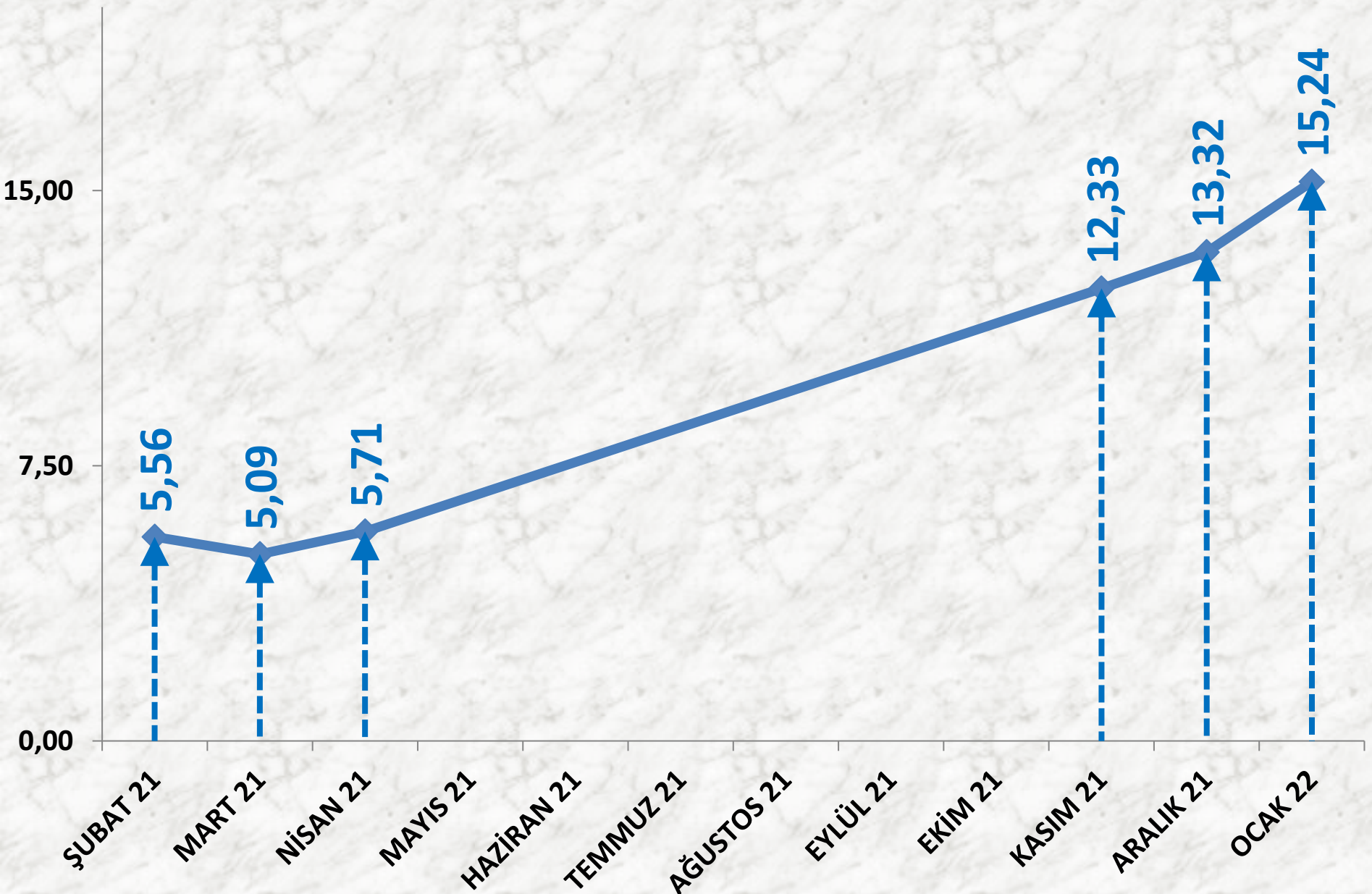
EN AZ FİYAT	2020 OCAK	2021 OCAK		2022 OCAK	
MTS	3,65 TL	33%	4,86 TL	162%	12,73 TL

EN ÇOK FİYAT	2020 OCAK	2021 OCAK		2022 OCAK	
MTS	4,60 TL	30%	6,00 TL	208%	18,48 TL

ORTALAMA FİYAT	2020 OCAK	2021 OCAK		2022 OCAK	
MTS	3,98 TL	41%	5,60 TL	172%	15,24 TL

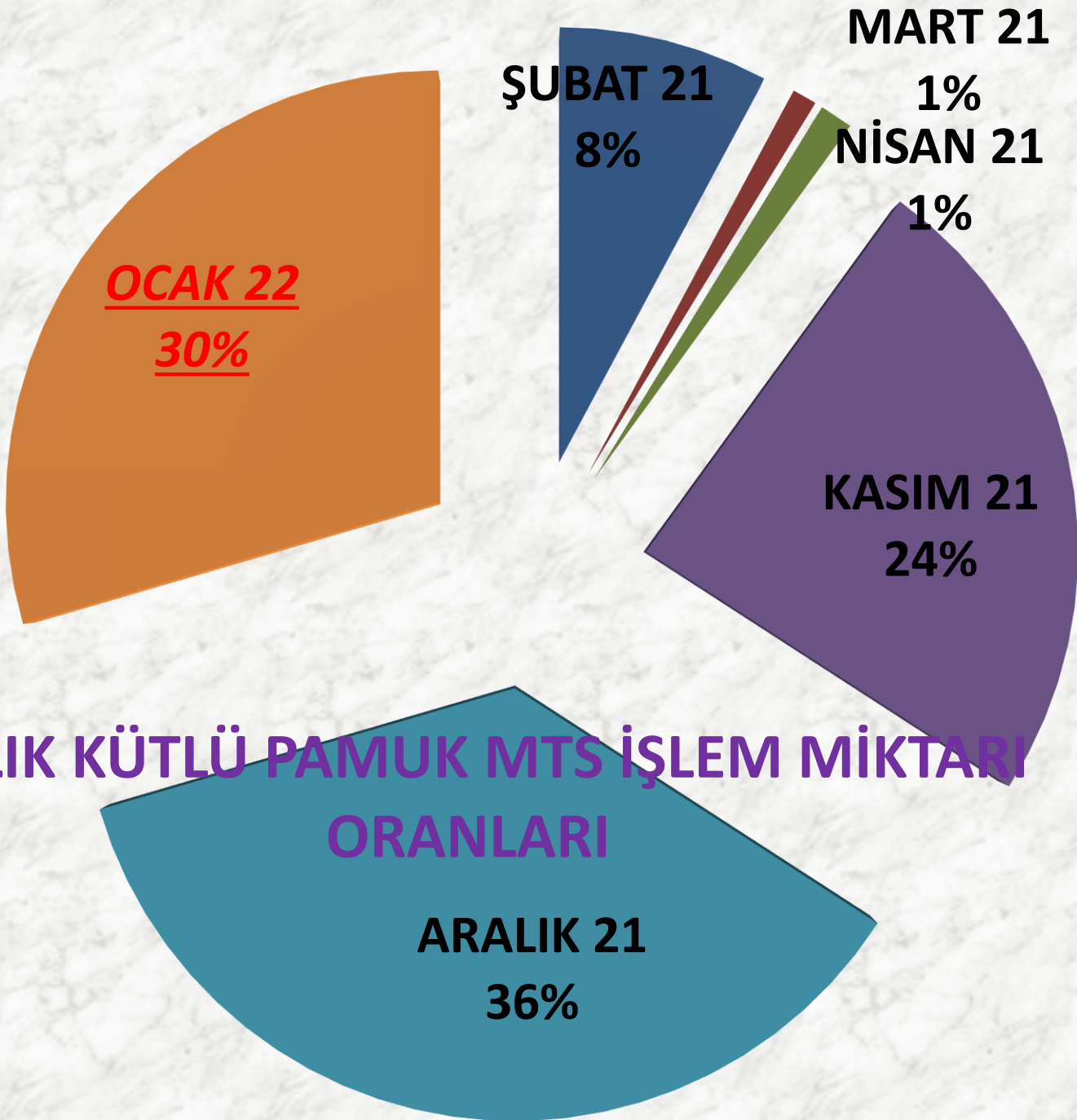


# AYLIK KÜTLÜ PAMUK FİYAT TRENDİ (TL)



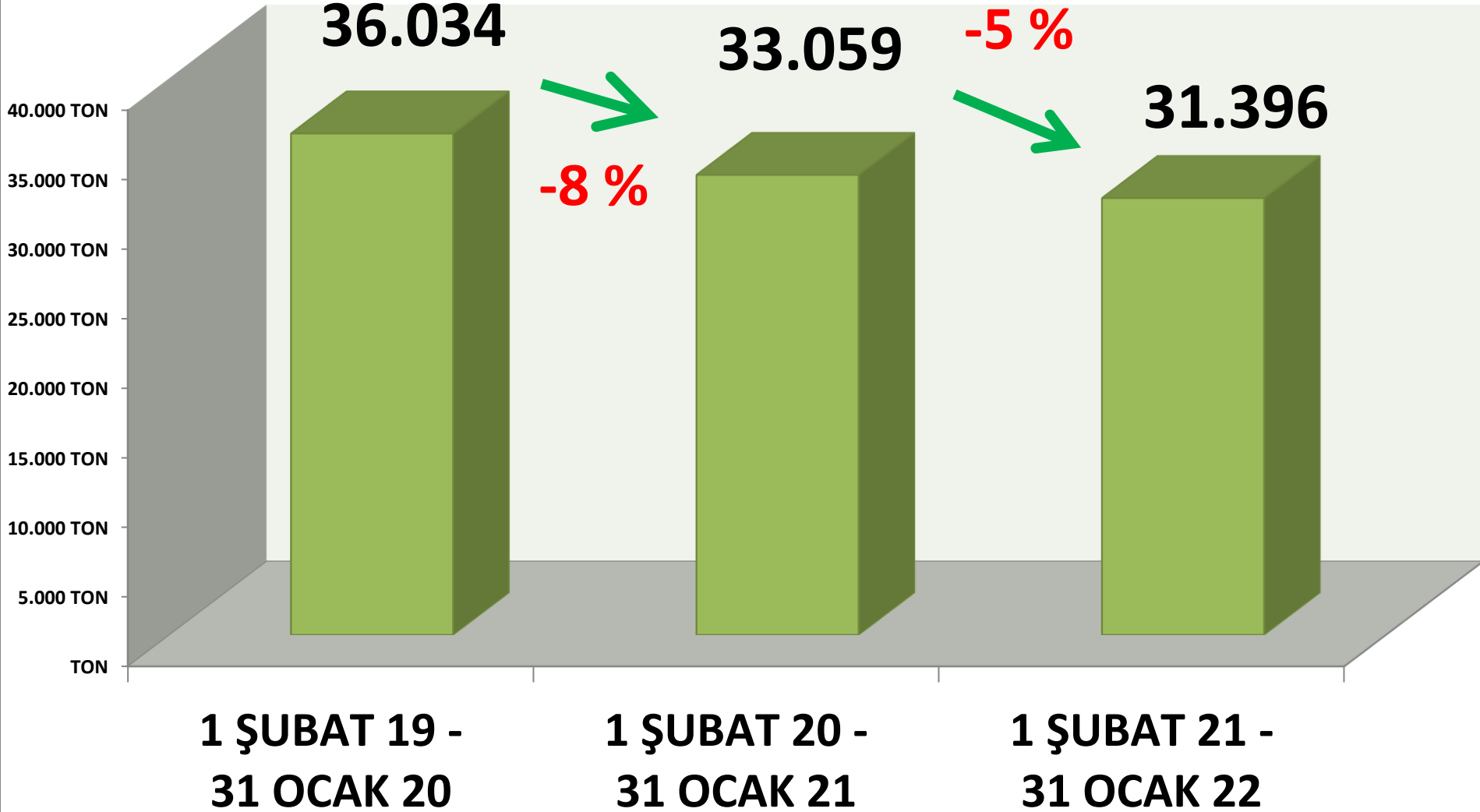
# AYLIK KÜTLÜ PAMUK İŞLEM MİKTARI (TON)



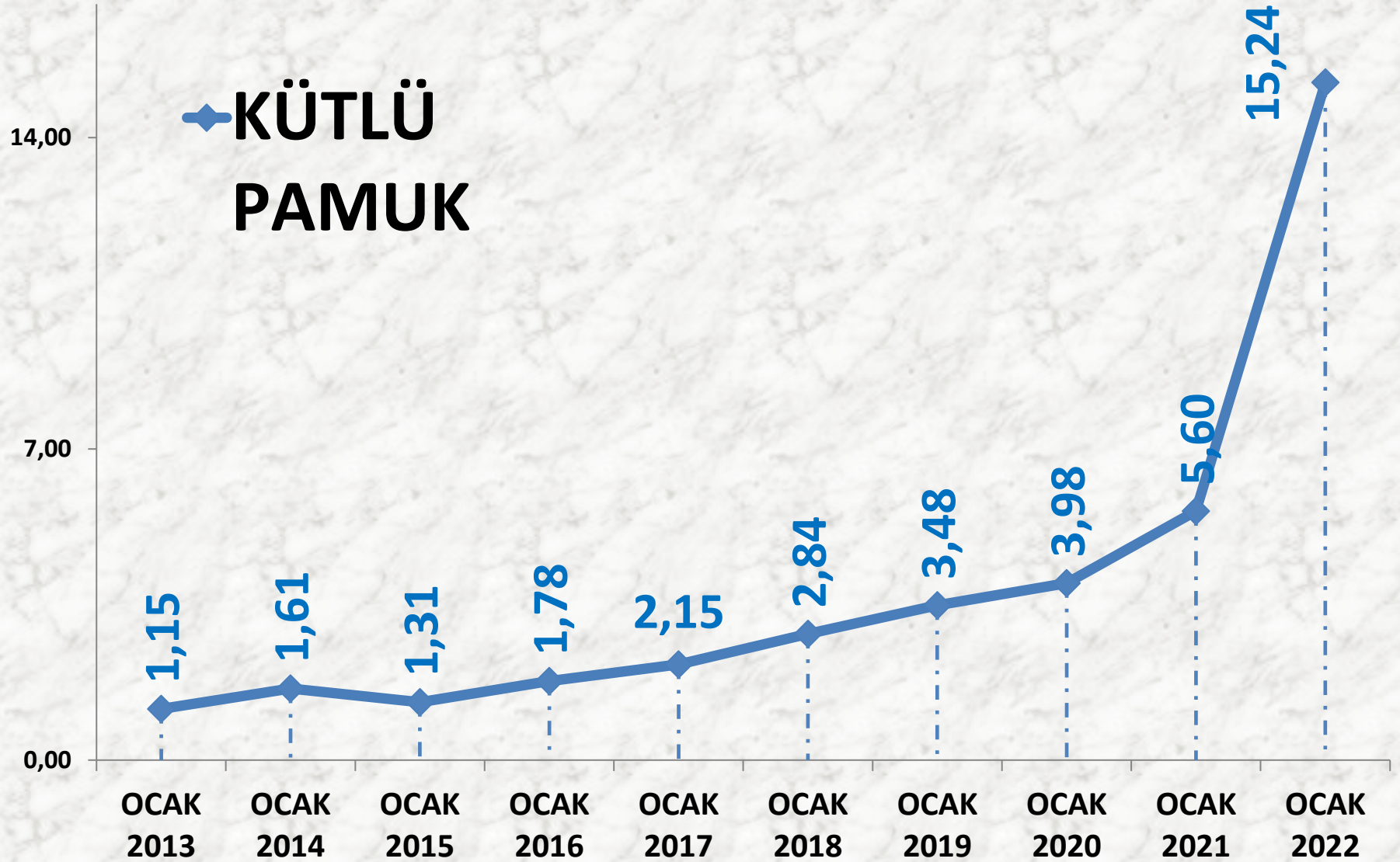


**AYLIK KÜTLÜ PAMUK MTS İŞLEM MİKTARI  
ORANLARI**

# YILLIK TOPLAM KÜTLÜ PAMUK İŞLEM MİKTARI (TON)



# OCAK AYLARI K.PAMUK FİYAT TRENDİ (TL)



# MAHLIÇ PAMUK

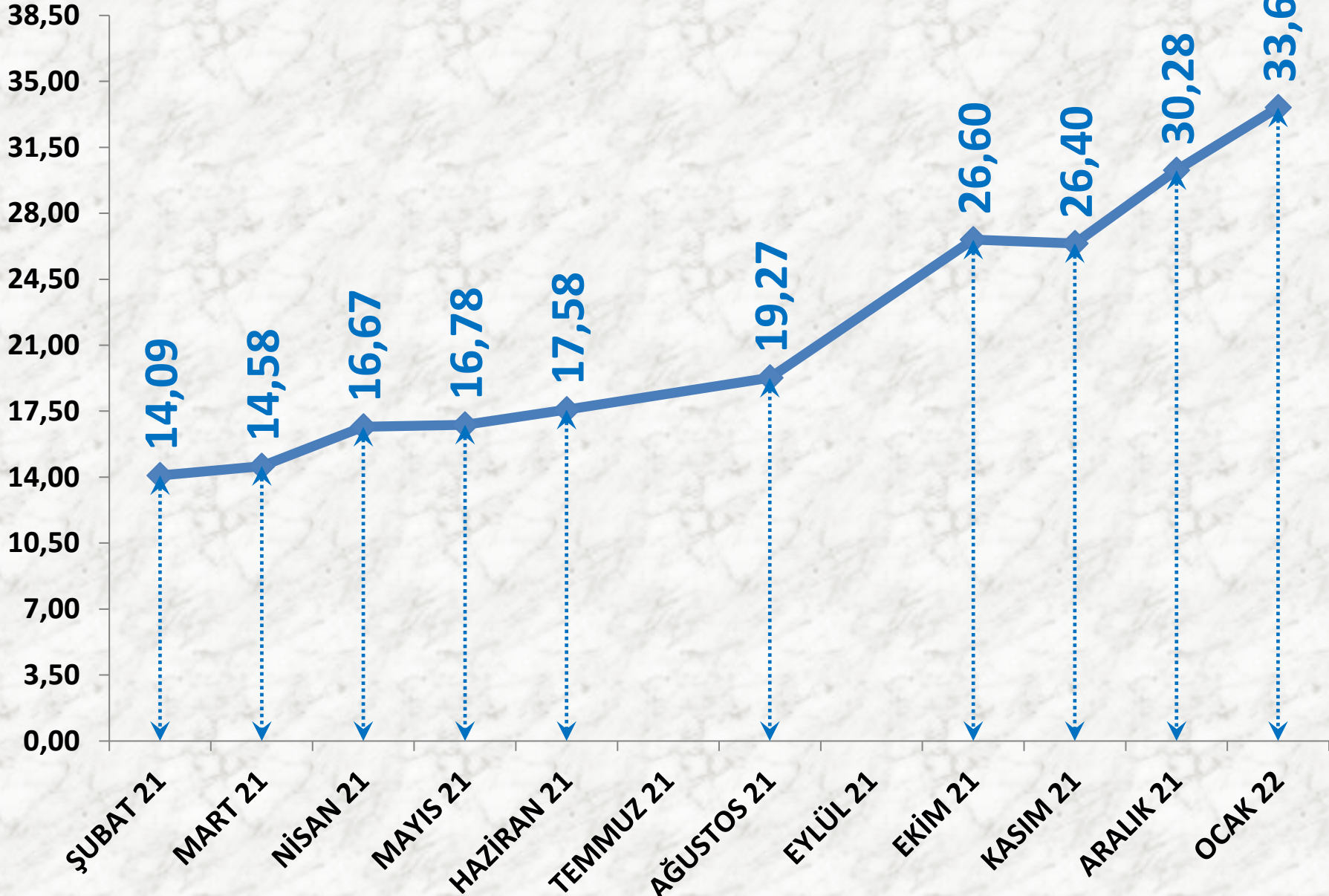
İŞLEM MİKTARI (TON)	2020 OCAK	2021 OCAK		2022 OCAK	
TTS	1.338 TON	-29%	952 TON	52%	1.446 TON

EN AZ FİYAT	2020 OCAK	2021 OCAK		2022 OCAK	
TTS	9,00 TL	44%	13,00 TL	104%	26,50 TL

EN ÇOK FİYAT	2020 OCAK	2021 OCAK		2022 OCAK	
TTS	10,50 TL	42%	14,90 TL	141%	35,90 TL

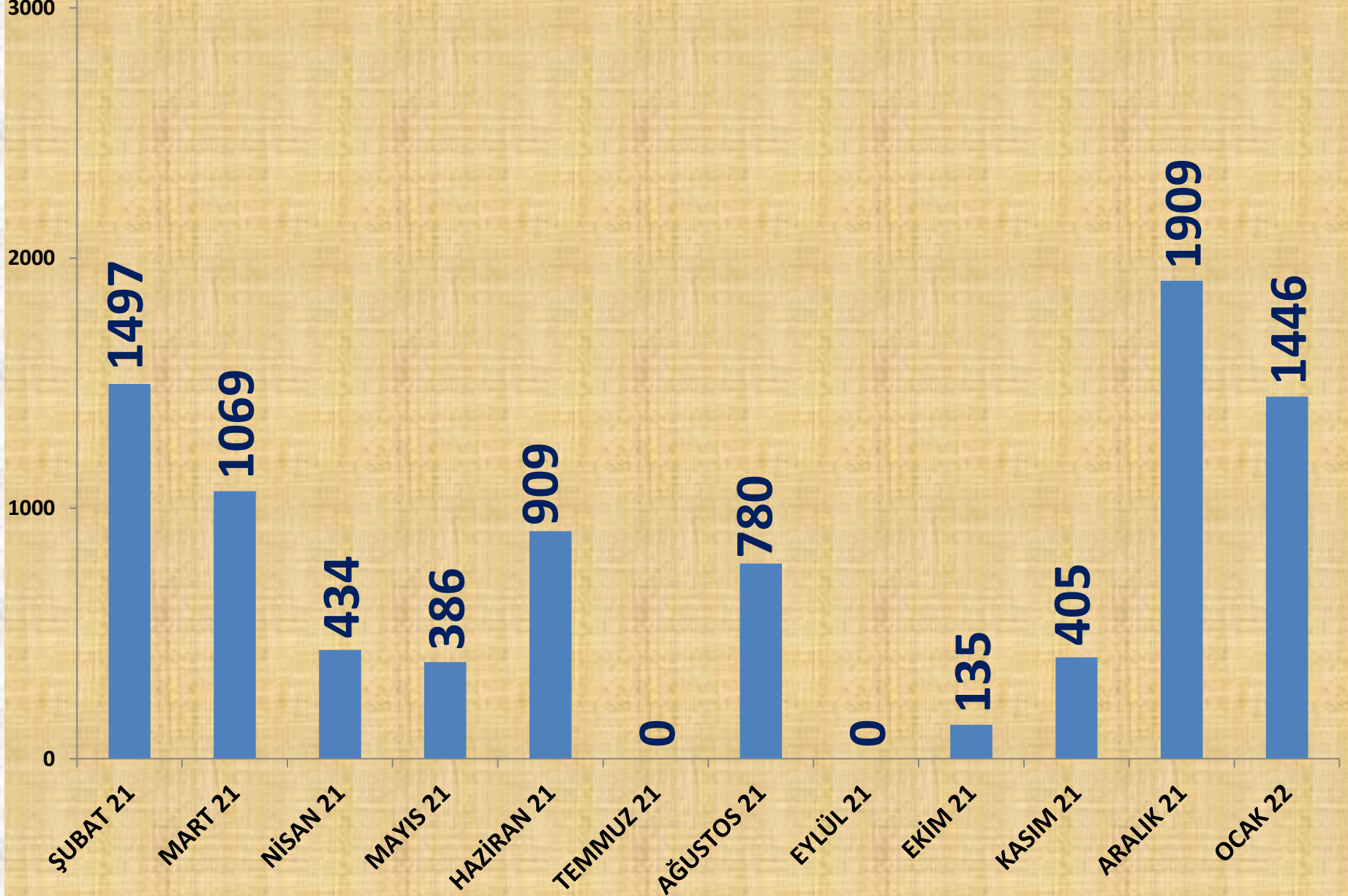
ORTALAMA FİYAT	2020 OCAK	2021 OCAK		2022 OCAK	
TTS	10,38 TL	31%	13,65 TL	146%	33,61 TL

# AYLIK MAHLIÇ PAMUK FİYAT TRENDİ (TL)

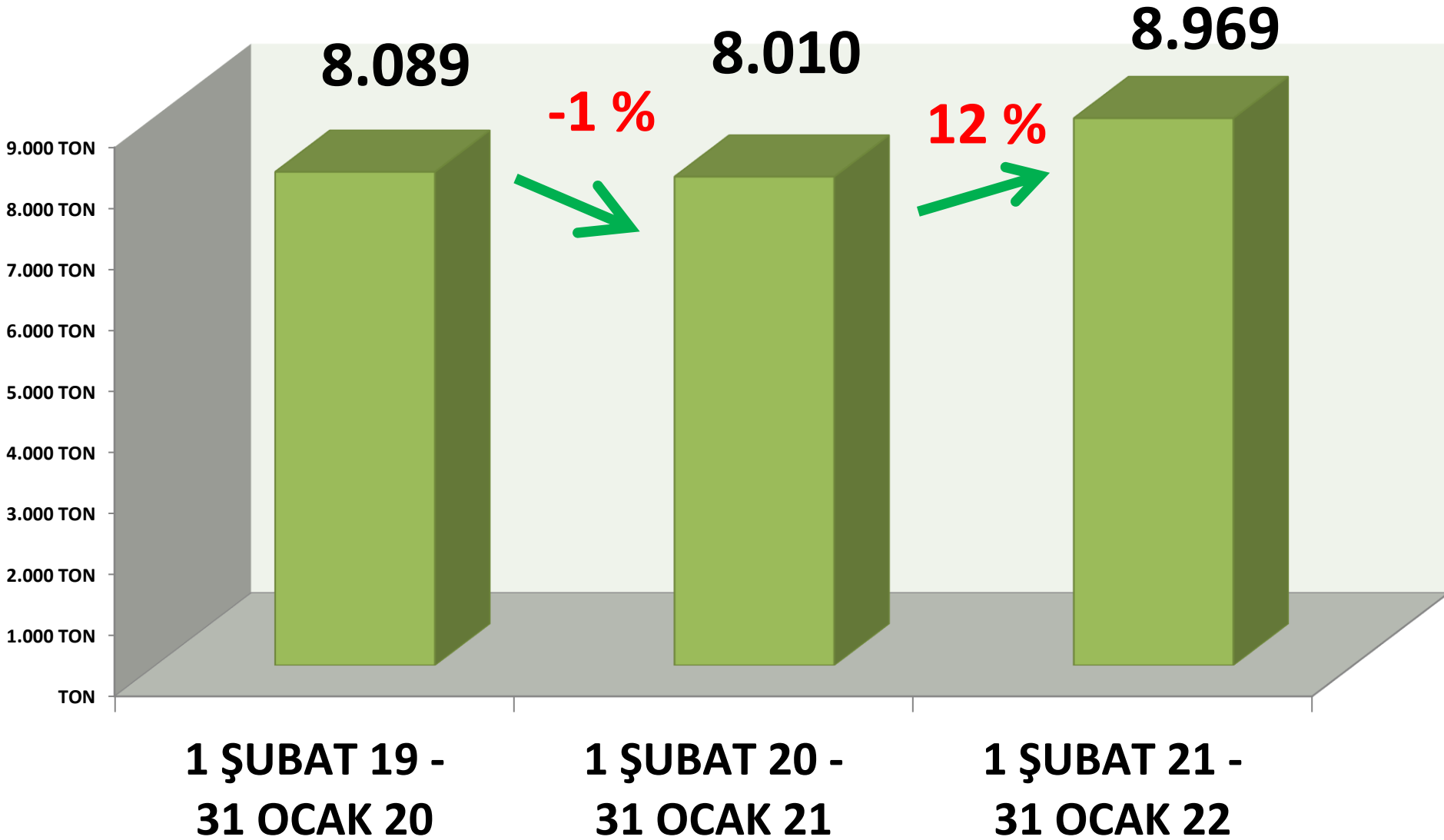




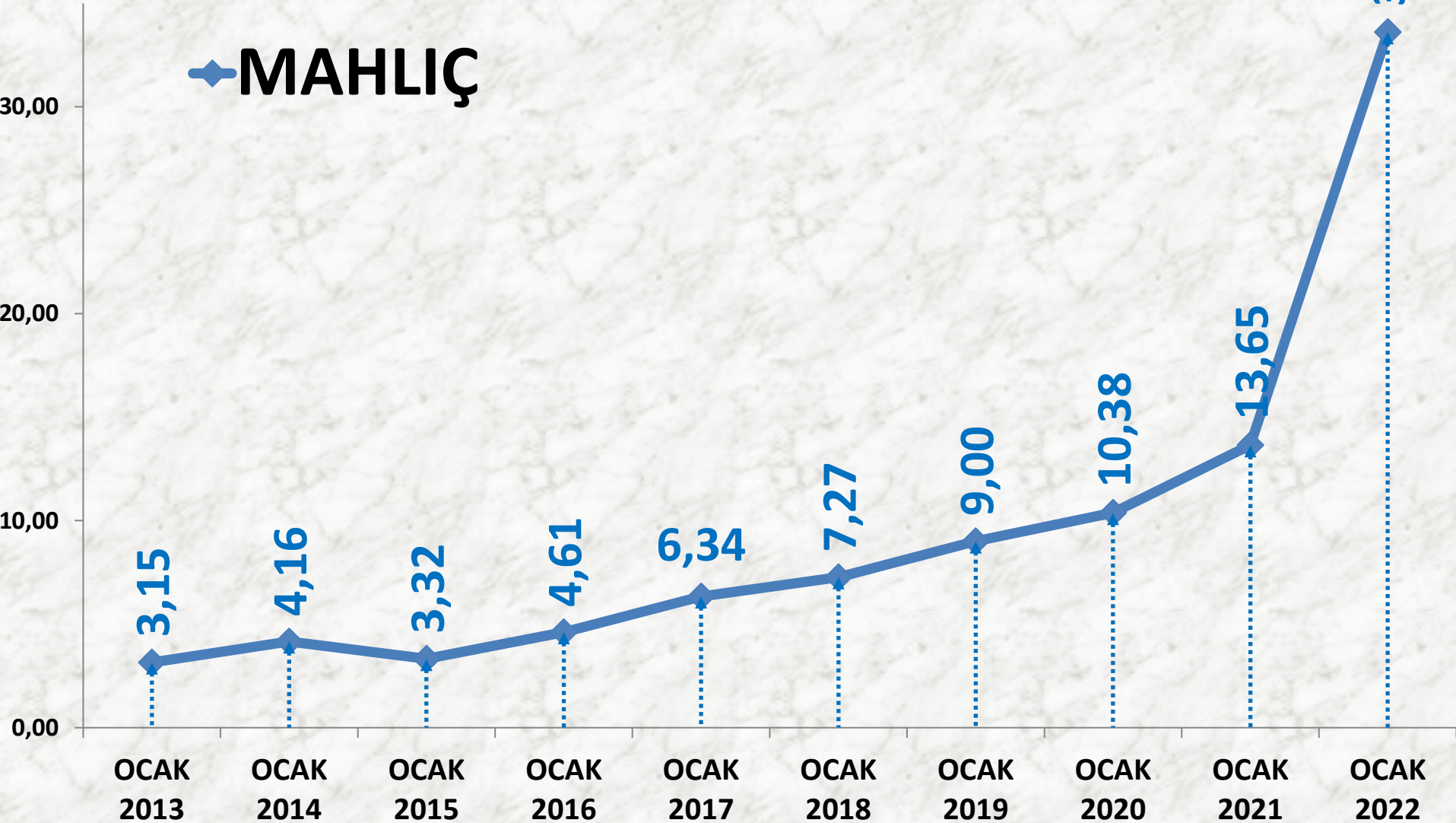
# AYLIK MAHLIÇ PAMUK İŞLEM MİKTARI (TON)



# YILLIK TOPLAM MAHLIÇ PAMUK İŞLEM MİKTARI (TON)



# OCAK AYLARI MAHLIÇ PAMUK FİYAT ORT. (TL)



# KEKİK

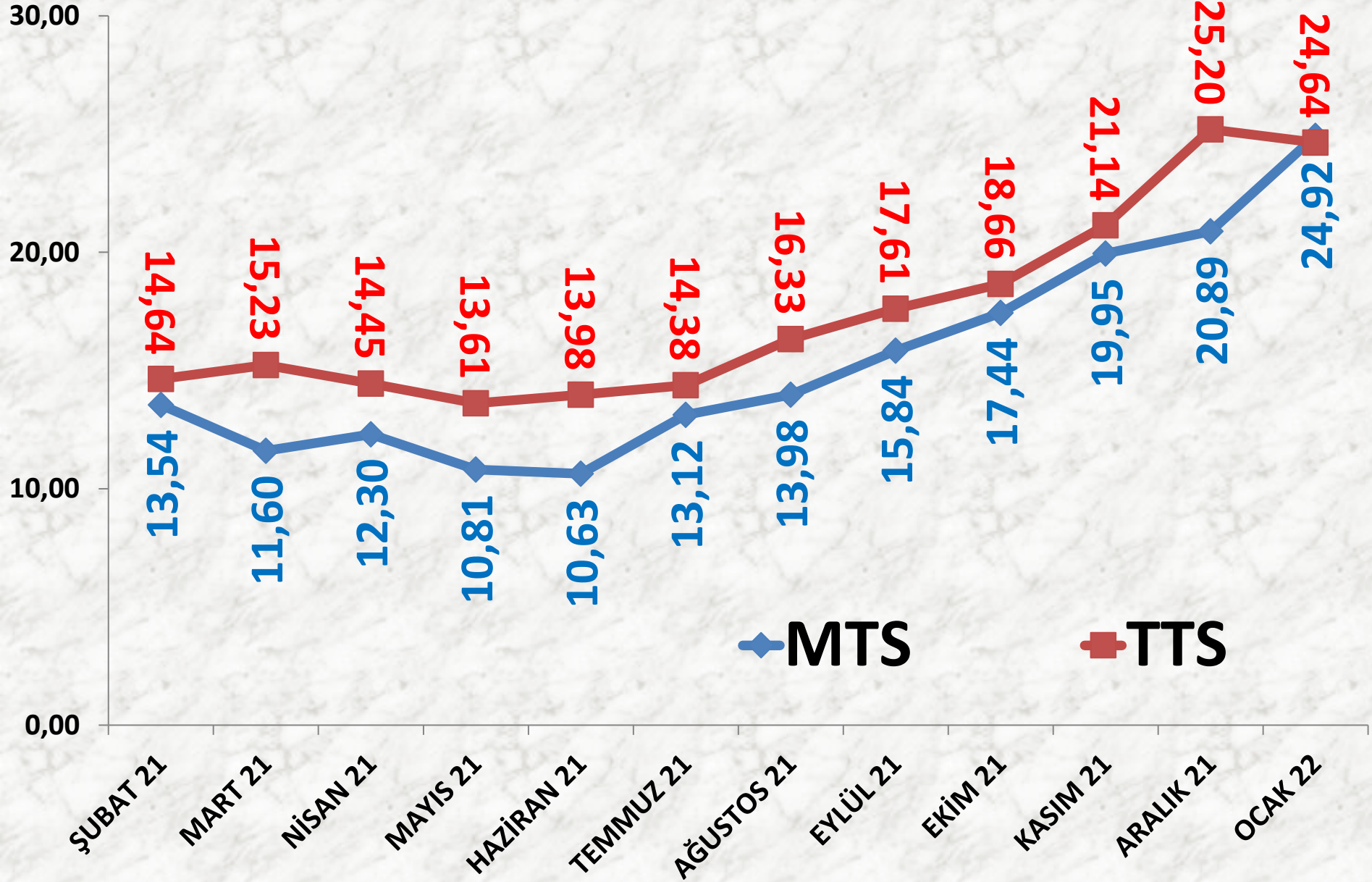
İŞLEM HACMI (TON)	2020 OCAK		2021 OCAK		2022 OCAK	
	<i>MTS</i>	611 TON	-22%	477 TON	32%	631 TON
<i>TTS</i>	656 TON	-56%	289 TON	7%	309 TON	

EN AZ FİYAT	2020 OCAK		2021 OCAK		2022 OCAK	
	MTS	7,66 TL	24%	9,50 TL	100%	18,98 TL
TTS	5,50 TL	-23%	4,25 TL	229%	14,00 TL	

EN ÇOK FİYAT	2020 OCAK		2021 OCAK		2022 OCAK	
	MTS	10,03 TL	29%	12,93 TL	170%	34,89 TL
TTS	14,20 TL	76%	25,00 TL	100%	50,00 TL	

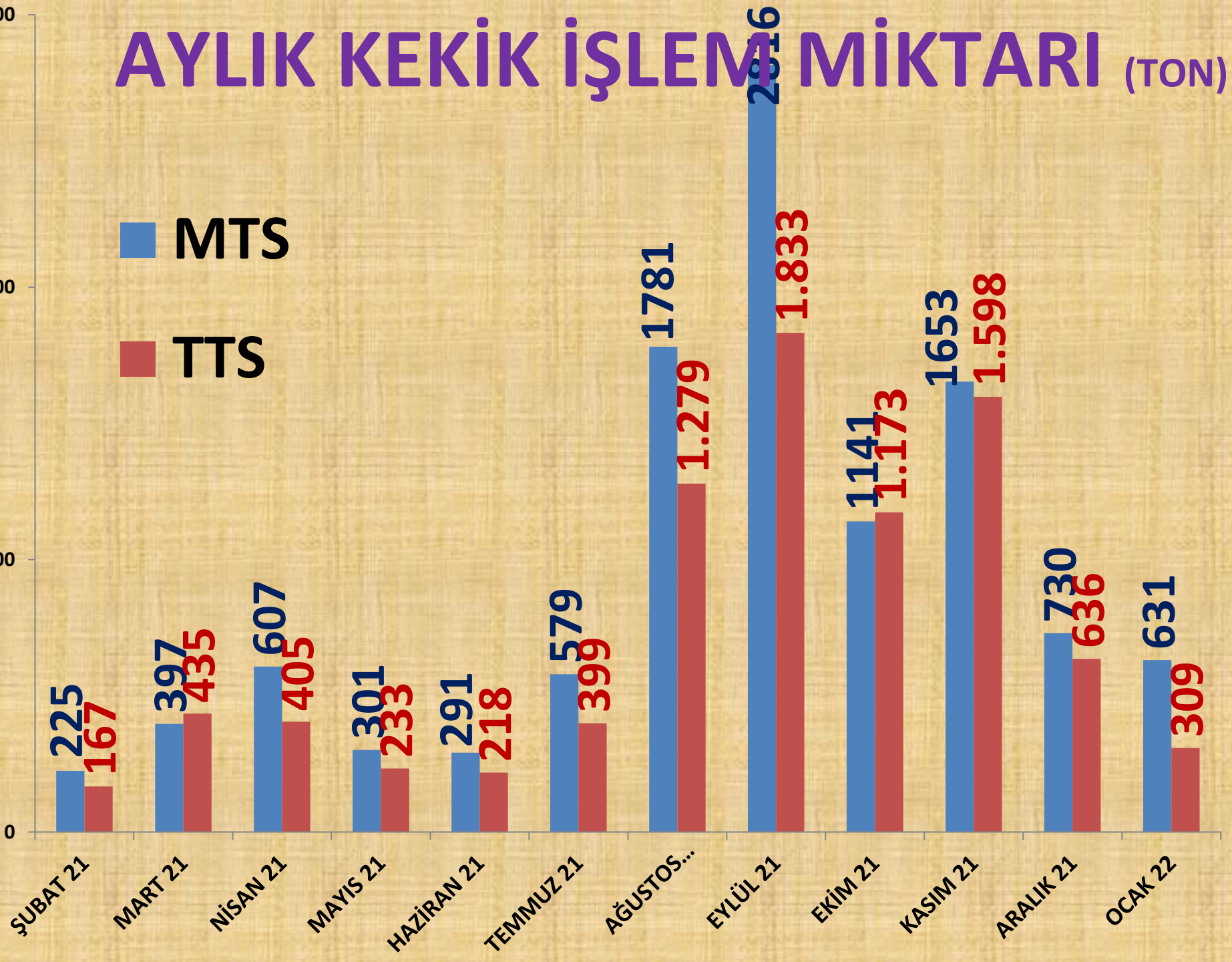
ORT. FİYAT	2020 OCAK		2021 OCAK		2022 OCAK	
	MTS	8,59 TL	26%	10,81 TL	130%	24,92 TL
TTS	9,82 TL	49%	14,66 TL	68%	24,64 TL	

# AYLIK KEKİK FİYAT TRENDİ (TL)

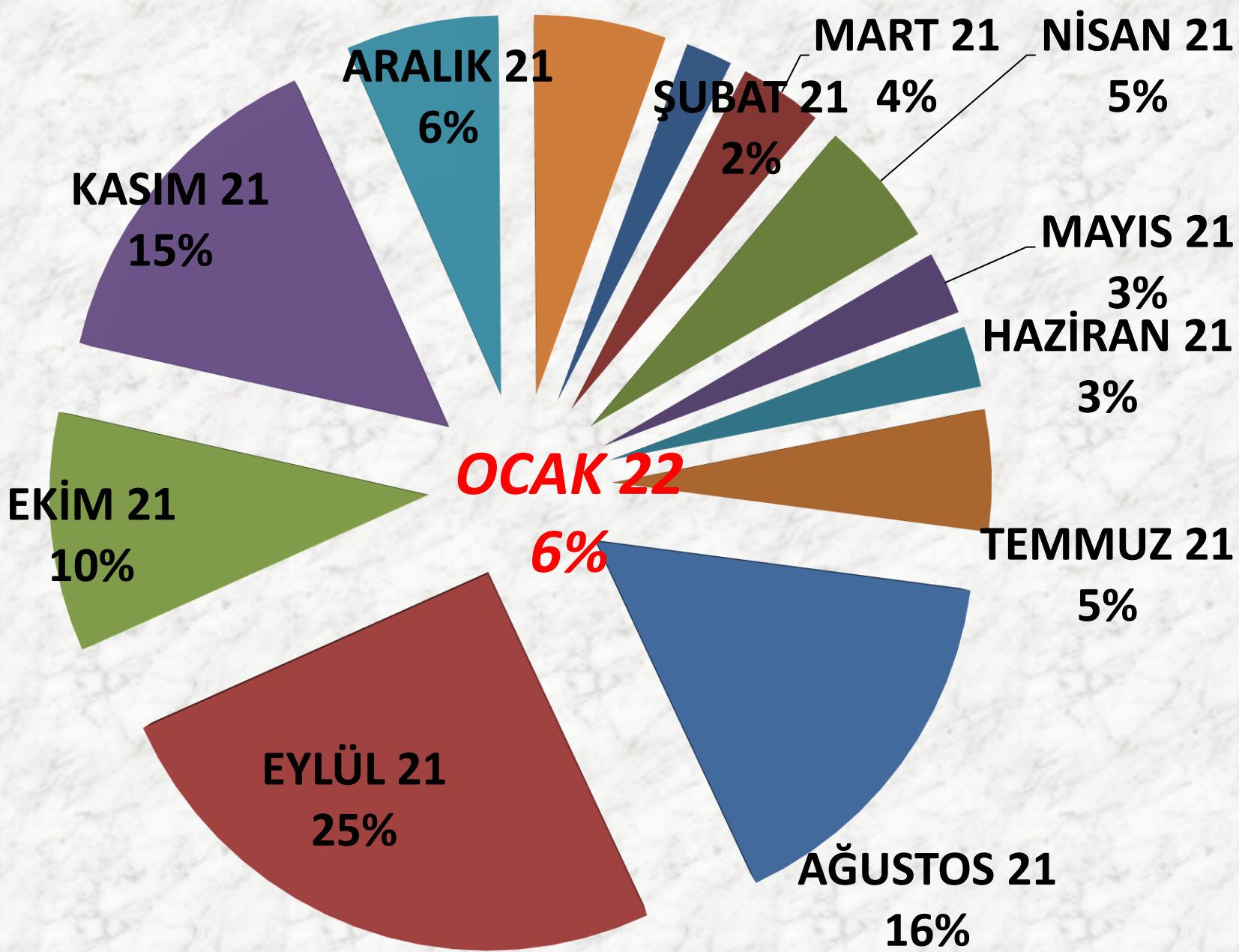


# AYLIK KEKİK İŞLEM MİKTARI (TON)

■ MTS  
■ TTS







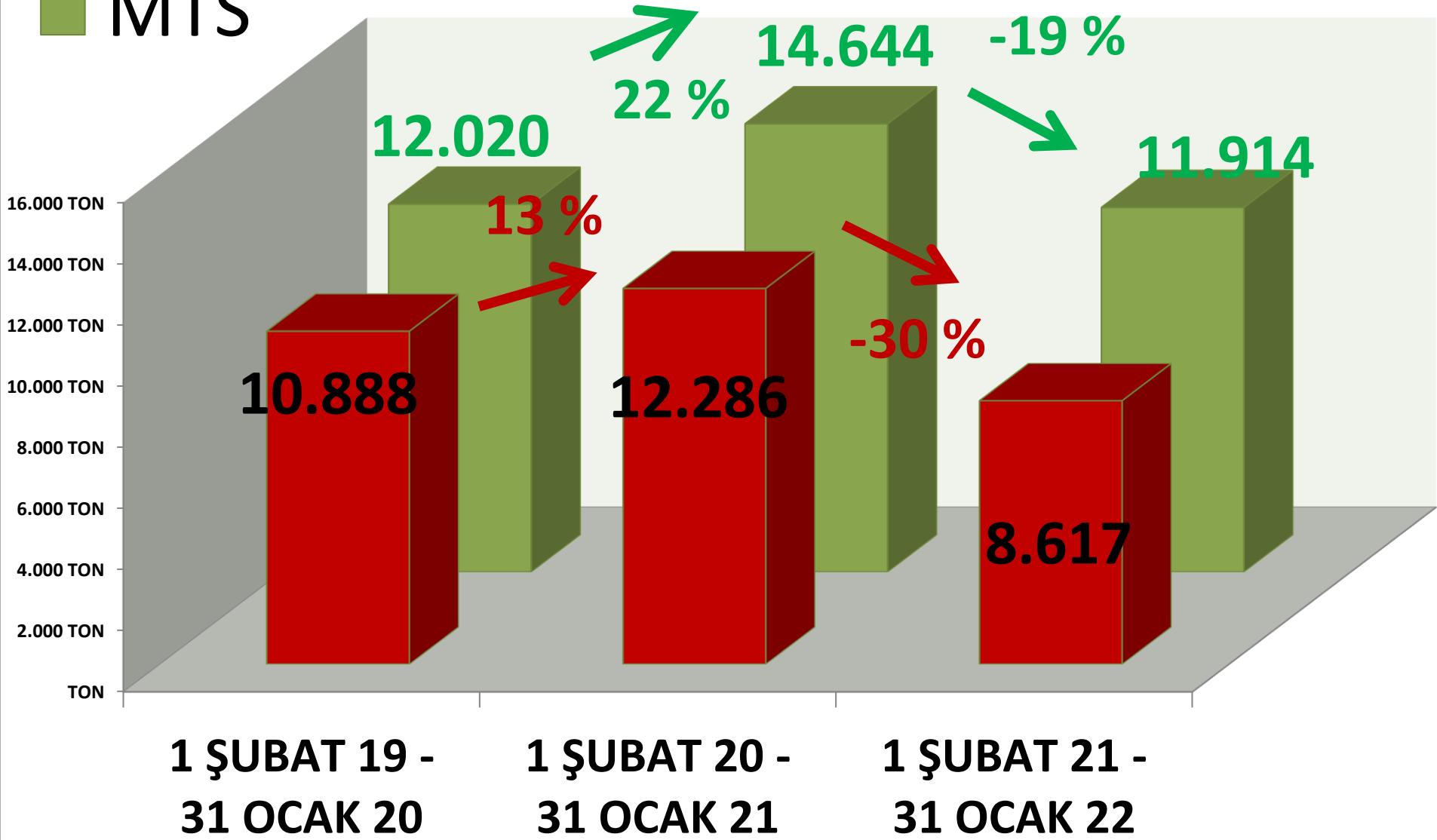
## AYLIK KEKİK MTS İŞLEM MİKTARI ORANLARI



# YILLIK TOPLAM KEKİK İŞLEM MİKTARI (TON)

■ TTS

■ MTS



# ANASON

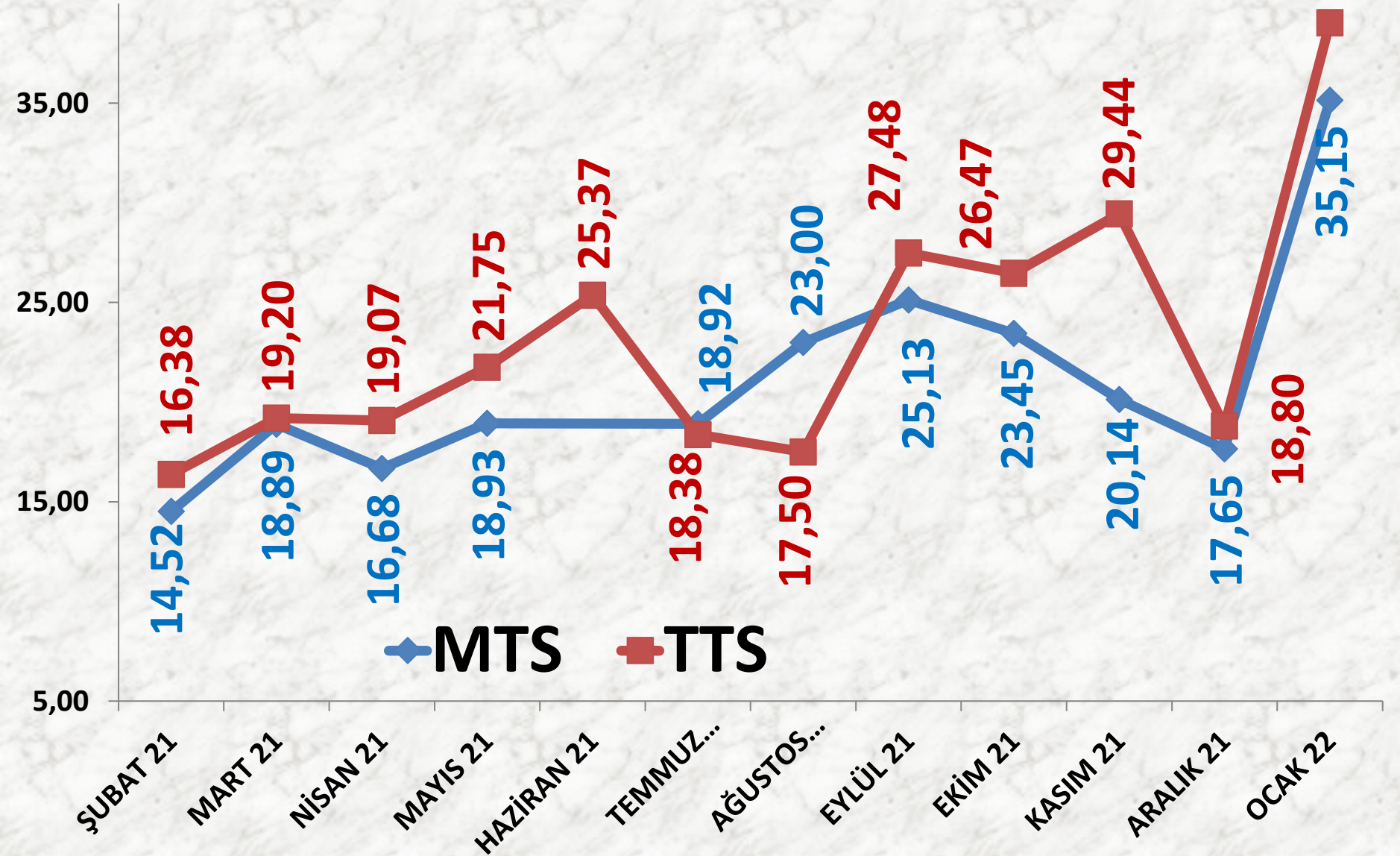
İŞLEM MİKTARI (TON)	2020 OCAK	2021 OCAK		2022 OCAK	
<i>MTS</i>	25 TON	316%	104 TON	-58%	44 TON
<i>TTS</i>	124 TON	91%	237 TON	-98%	4 TON

EN AZ FİYAT	2020 OCAK	2021 OCAK		2022 OCAK	
MTS	16,19 TL	-28%	11,62 TL	120%	25,51 TL
TTS	16,00 TL	-30%	11,22 TL	221%	36,00 TL

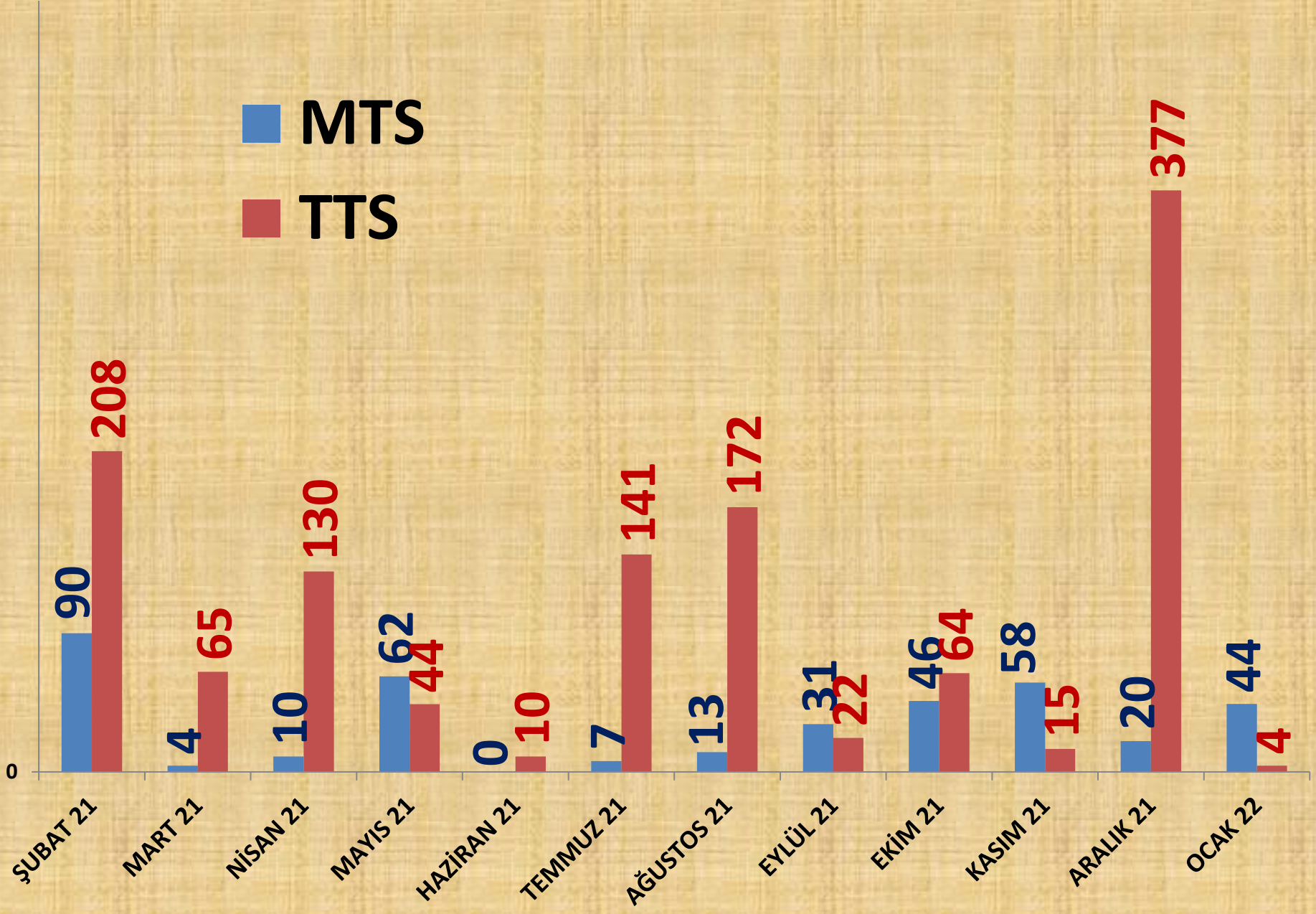
EN ÇOK FİYAT	2020 OCAK	2021 OCAK		2022 OCAK	
MTS	24,29 TL	-21%	19,24 TL	112%	40,86 TL
TTS	25,00 TL	-4%	24,11 TL	63%	39,23 TL

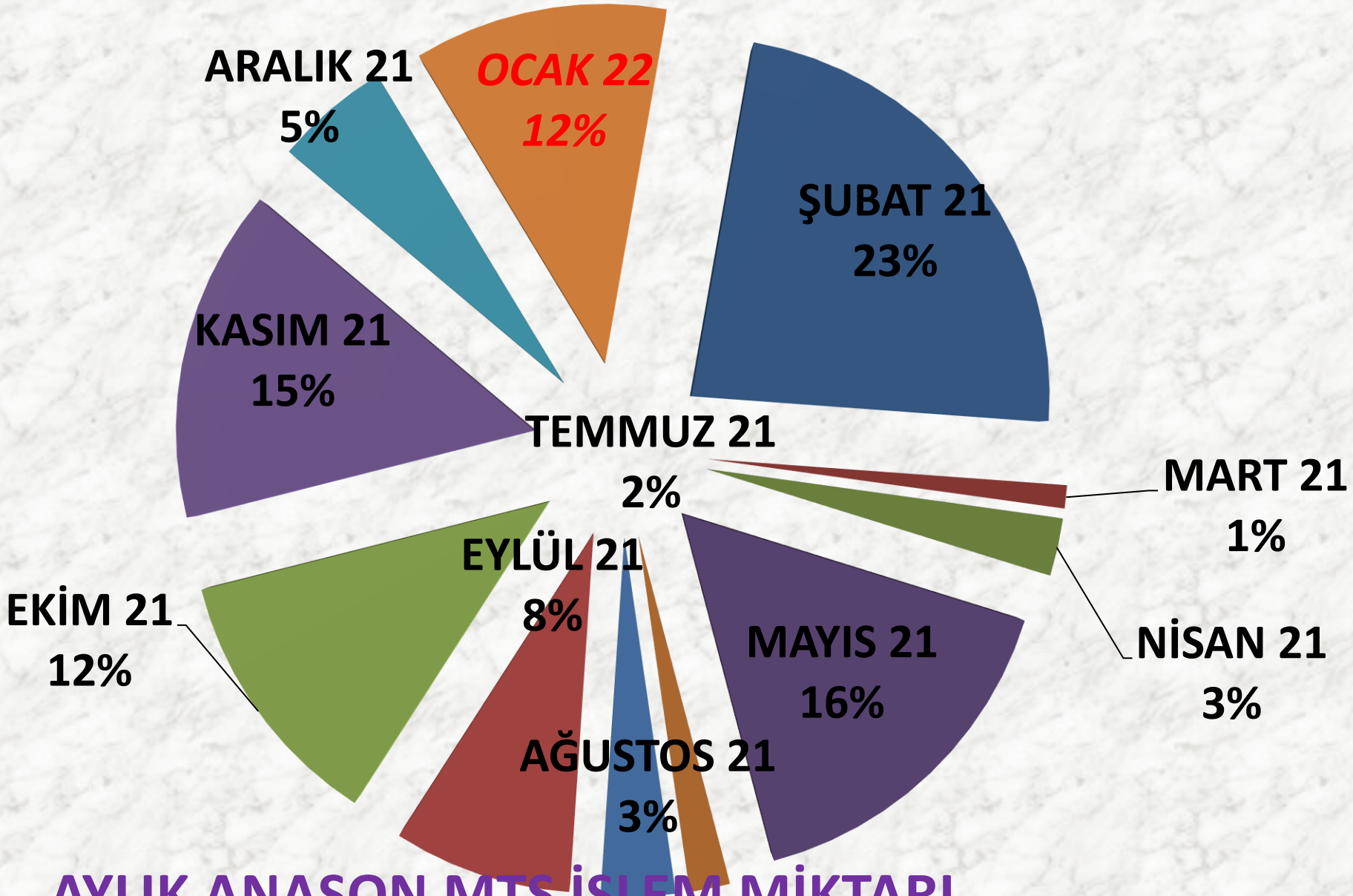
ORT. FİYAT	2020 OCAK	2021 OCAK		2022 OCAK	
MTS	16,68 TL	-20%	13,35 TL	163%	35,15 TL
TTS	19,21 TL	-20%	15,31 TL	155%	39,03 TL

# AYLIK ANASON FİYAT TRENDİ (TL)



# AYLIK ANASON İŞLEM MİKTARI (TON)



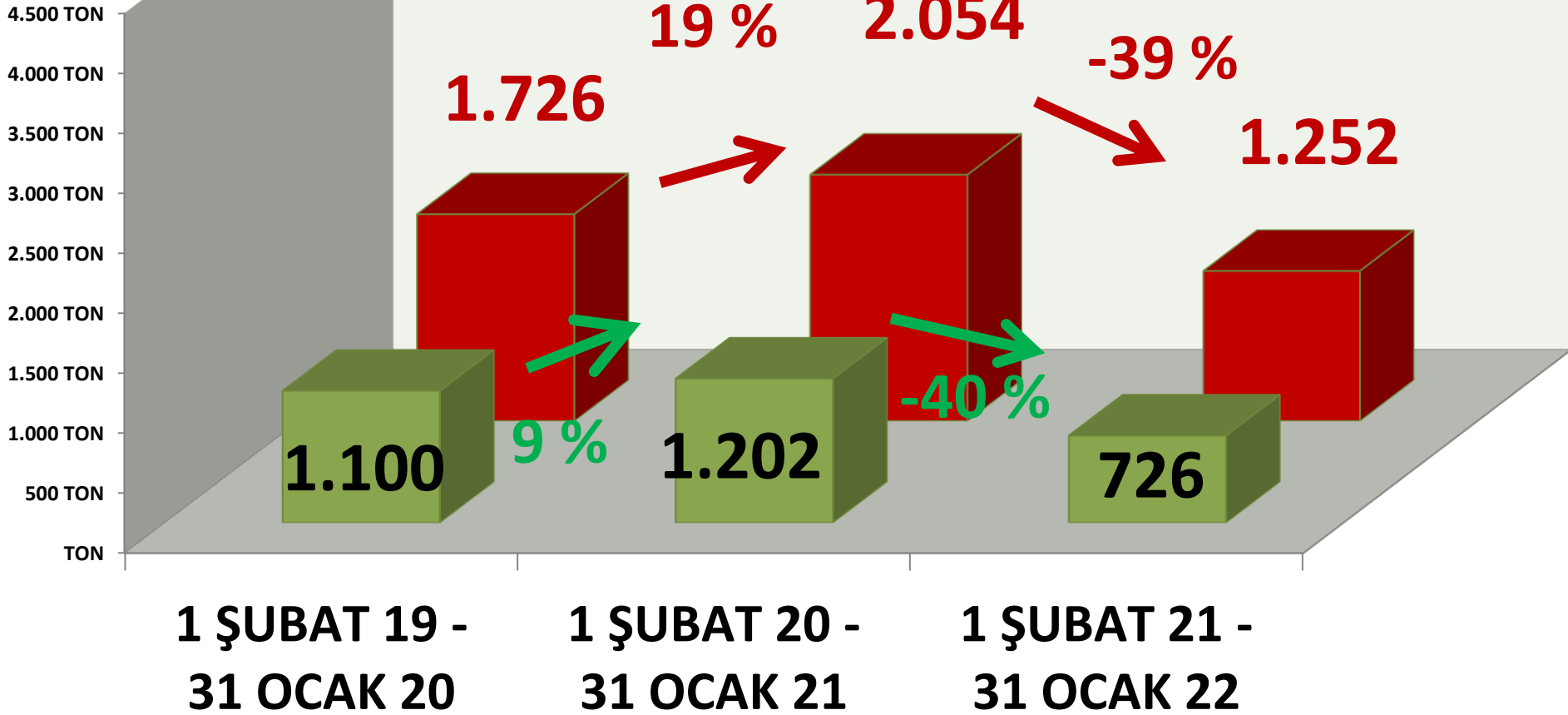


**AYLIK ANASON MTS İŞLEM MİKTARI  
ORANLARI**

# YILLIK TOPLAM ANASON İŞLEM MİKTARI<sub>(TON)</sub>

■ MTS

■ TTS



# KASAPLIK CANLI HAYVAN

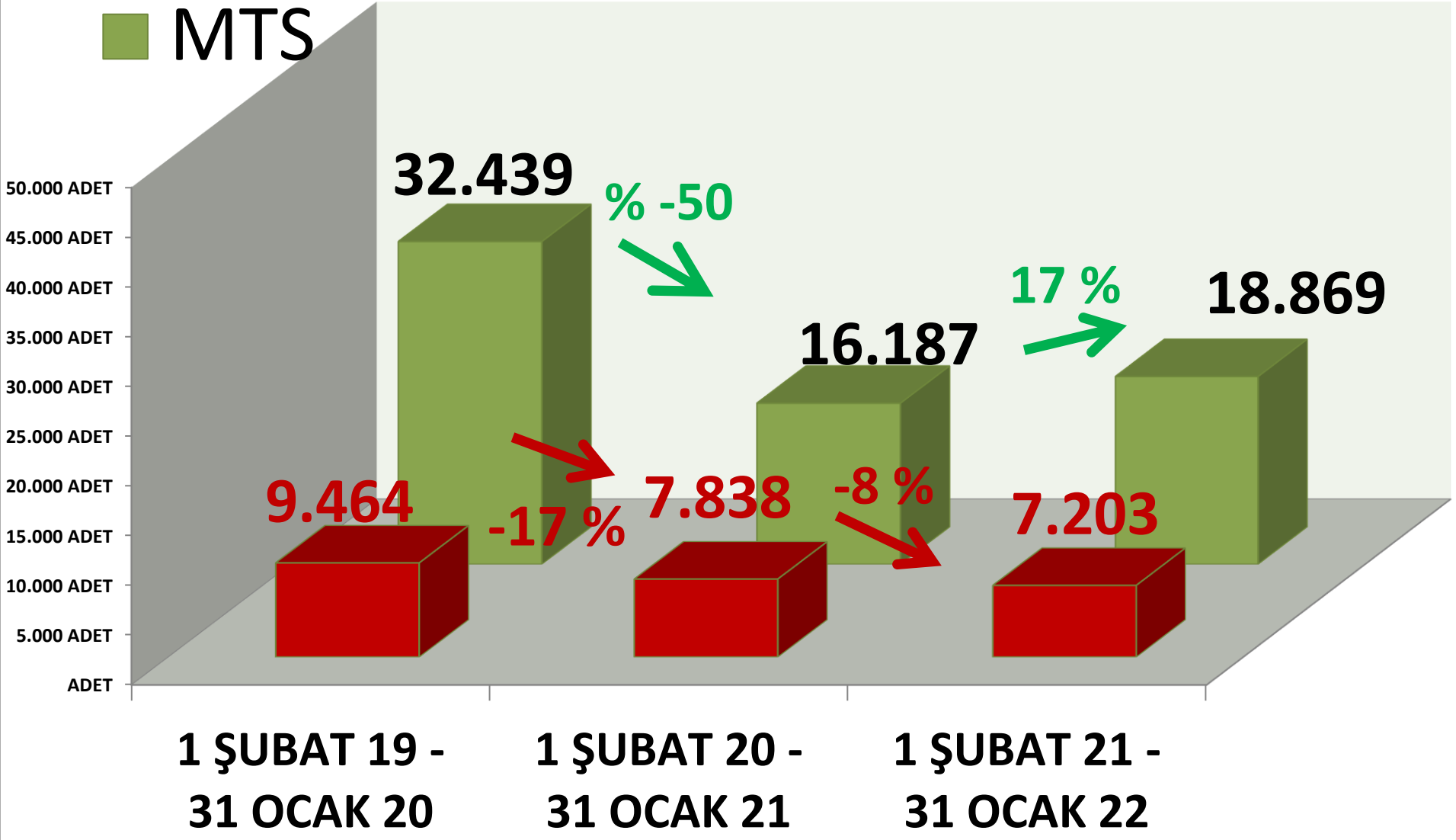
BÜYÜKBAŞ (ADET)	2020 OCAK	2021 OCAK		2022 OCAK	
MTS	1825 ADET	-12%	1614 ADET	37%	2207 ADET
TTS	622 ADET	-15%	529 ADET	-33%	357 ADET

KÜÇÜKBAŞ (ADET)	2020 OCAK	2021 OCAK		2022 OCAK	
MTS	2775 ADET	6%	2934 ADET	37%	4024 ADET
TTS	583 ADET	68%	979 ADET	-76%	235 ADET



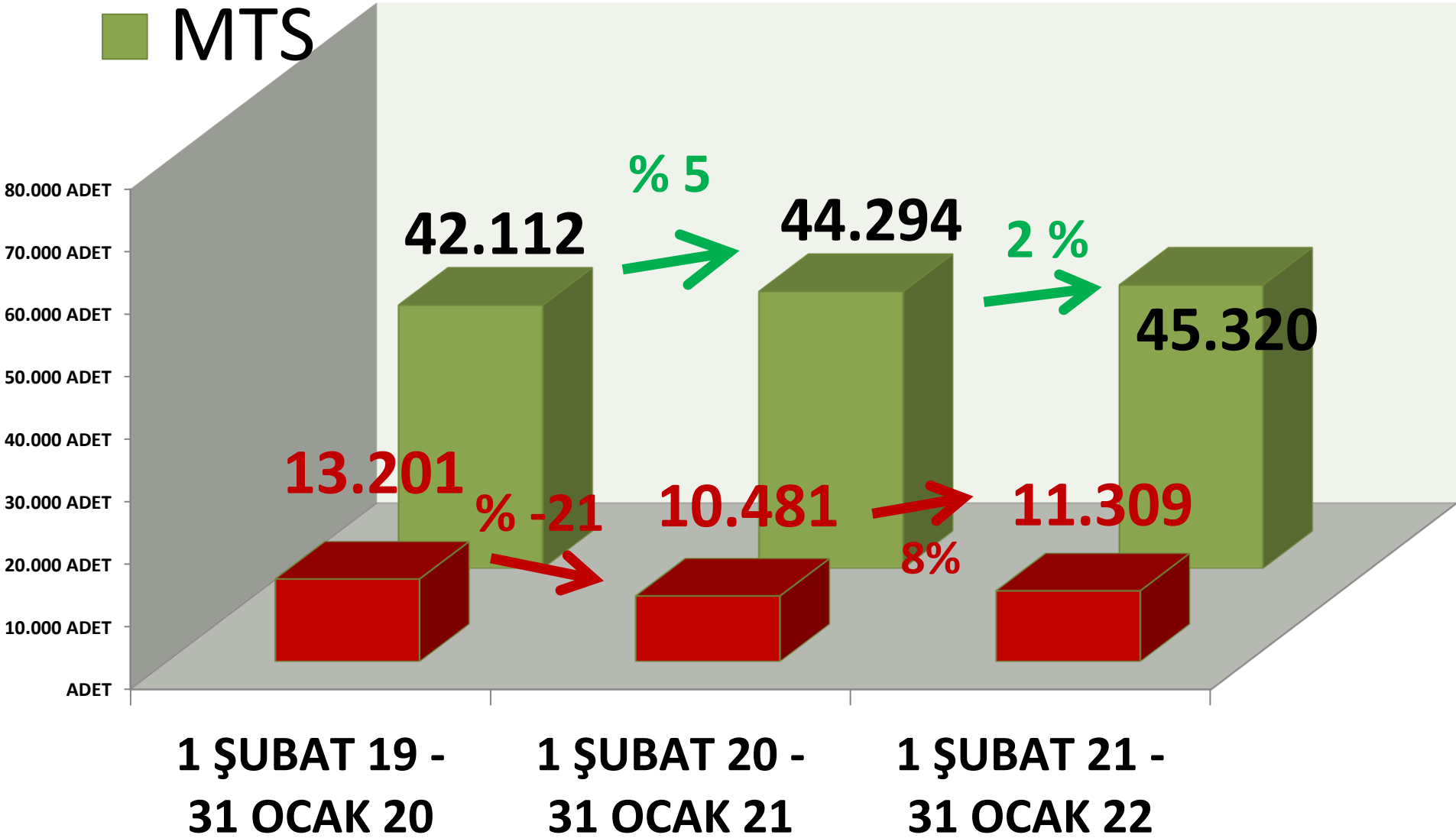
# TTS YILLIK TOPLAM BÜYÜKBAŞ İŞLEM (ADET)

■ TTS  
■ MTS



# TTS YILLIK TOPLAM KÜÇÜKBAŞ İŞLEM<sub>(ADET)</sub>

■ MTS





DINLEDİĞİNİZ İÇİN  
TEŞEKKÜR EDERİM

RECEP MENGİ

