

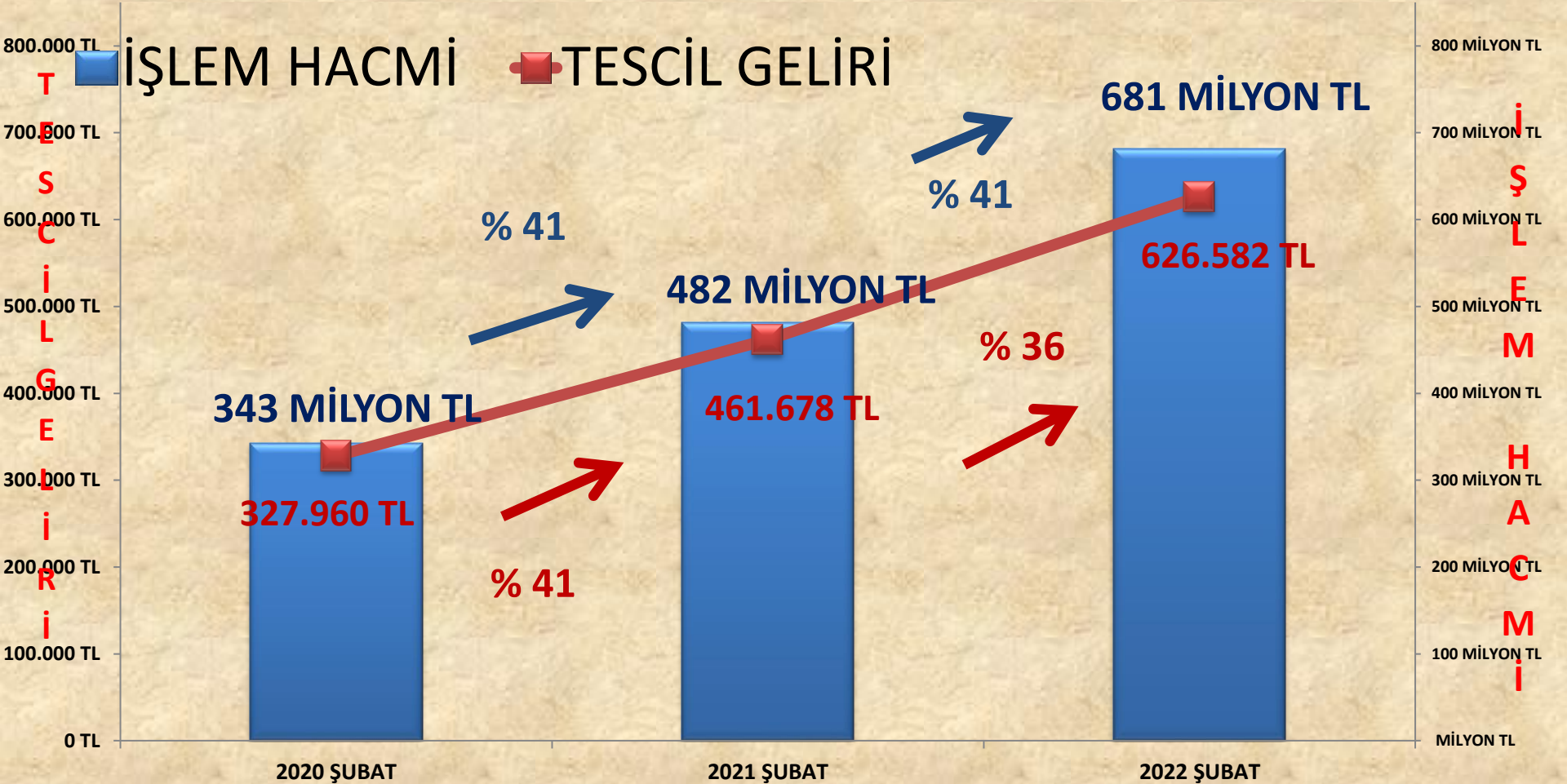


ŞUBAT 2022 TESCİL SUNUMU



İŞLEM HACMİ VE TESCİL GELİRİ VERİLERİ

	2020 ŞUBAT		2021 ŞUBAT		2022 ŞUBAT
İŞLEM HACMİ	343 MİLYON TL	41%	482 MİLYON TL	41%	681 MİLYON TL
TESCİL GELİRİ	327.960 TL	41%	461.678 TL	36%	626.582 TL



2021 ŞUBAT

ÜRÜN GRUBU	Miktar(kg./lt/adet)	Tutar(TL)
BAKLİYAT VE MAMÜLLERİ	790.079	5.671.436
BİTKİSEL YAĞLAR	4.317	69.074
KOTASYON DIŞI ÜRÜNLER	42.307.860	331.744.876
HAM DERİLER VE BAĞIRSAKLAR	11.209	60.529
HAYVANSAL YAĞLAR	1.236	45.499
HUBUBAT .	7.708.568	14.431.505
HUBUBAT MAMÜLLERİ	124.000	338.230
KASAPLIK CANLI HAYVANLAR	4.948	21.127.223
KURU MEYVELER	1.973.158	21.366.539
KÜSPELER	22.980	36.078
ORMAN MAHSÜLLERİ	534.027	3.755.405
TEKSTİL HAMMADDELERİ	4.602.135	34.868.822
YAĞLI TOHUMLAR	5.137.405	48.241.133
TOPLAM	63.221.921	481.756.350

2022 ŞUBAT

ÜRÜN GRUBU	Miktar(kg./lt/adet)	Tutar(TL)
BAKLİYAT VE MAMÜLLERİ	512.130	5.586.164
BİTKİSEL YAĞLAR	0	0
KOTASYON DIŞI ÜRÜNLER	42.607.905	419.453.858
HAM DERİLER VE BAĞIRSAKLAR	37.234	447.270
HAYVANSAL YAĞLAR	791	26.636
HUBUBAT .	10.327.329	36.450.576
HUBUBAT MAMÜLLERİ	128.750	428.975
KASAPLIK CANLI HAYVANLAR	6.185	31.449.538
KURU MEYVELER	1.381.404	28.584.630
KÜSPELER	500	15.939
ORMAN MAHSÜLLERİ	393.651	1.793.180
TEKSTİL HAMMADDELERİ	3.152.311	77.141.252
YAĞLI TOHUMLAR	7.002.308	79.968.377
TOPLAM	65.550.497	681.346.394

2021 -2022 ŞUBAT DEĞİŞİM

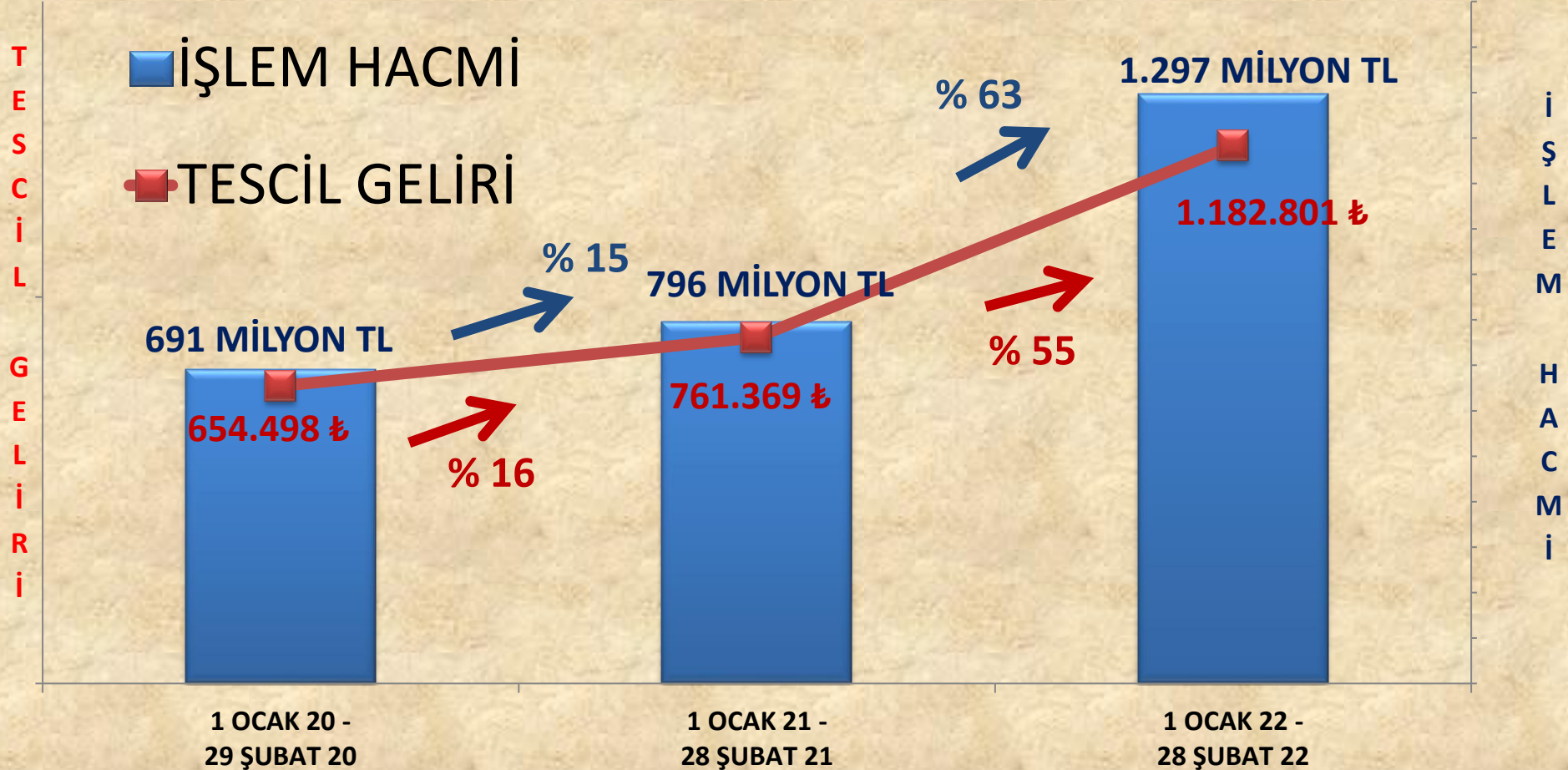
ÜRÜN GRUBU	Miktar(kg./lt/adet)	Tutar(TL)
BAKLİYAT VE MAMÜLLERİ	-277.949	-85.272
BİTKİSEL YAĞLAR	31.861.300	162.880.677
KOTASYON DIŞI ÜRÜNLER	-31.565.572	-75.240.768
HAM DERİLER VE BAĞIRSAKLAR	26.025	386.741
HAYVANSAL YAĞLAR	-445	-18.864
HUBUBAT .	2.618.761	22.019.071
HUBUBAT MAMÜLLERİ	4.750	90.745
KASAPLIK CANLI HAYVANLAR	1.237	10.322.315
KURU MEYVELER	-591.755	7.218.091
KÜSPELER	-22.480	-20.139
ORMAN MAHSÜLLERİ	-140.376	-1.962.225
TEKSTİL HAMMADDELERİ	-1.449.824	42.272.429
YAĞLI TOHUMLAR	1.864.903	31.727.244
TOPLAM	2.328.576	199.590.045

2021 – 2022 ŞUBAT DEĞİŞİM ORANI

ÜRÜN GRUBU	Miktar(kg./lt/adet)	Tutar(TL)
BAKLİYAT VE MAMÜLLERİ	-35%	-2%
BİTKİSEL YAĞLAR	-100%	-100%
KOTASYON DIŞI ÜRÜNLER	1%	26%
HAM DERİLER VE BAĞIRSAKLAR	232%	639%
HAYVANSAL YAĞLAR	-36%	-41%
HUBUBAT .	34%	153%
HUBUBAT MAMÜLLERİ	4%	27%
KASAPLIK CANLI HAYVANLAR	25%	49%
KURU MEYVELER	-30%	34%
KÜSPELER	-98%	-56%
ORMAN MAHSÜLLERİ	-26%	-52%
TEKSTİL HAMMADDELERİ	-32%	121%
YAĞLI TOHUMLAR	36%	66%
TOPLAM	4%	41%

İŞLEM HACMİ VE TESCİL GELİRİ VERİLERİ

	1 OCAK – 29 ŞUBAT 2020		1 OCAK – 28 ŞUBAT 2021		1 OCAK – 28 ŞUBAT 2022
İŞLEM HACMİ	691 MİLYON TL	15%	796 MİLYON TL	63%	1.297 MİLYON TL
TESCİL GELİRİ	654.498 TL	16%	761.369 TL	55%	1.182.801 TL



1 OCAK – 28 ŞUBAT 2021

	Miktar(kg./lt/adet)	Tutar(TL)
BAKLİYAT VE MAMÜLLERİ	1.322.835	9.534.785
BİTKİSEL YAĞLAR	4.476	71.670
KOTASYON DIŞI ÜRÜNLER	78.191.044	443.873.080
HAM DERİLER VE BAĞIRSAKLAR	67.993	316.467
HAYVANSAL YAĞLAR	1.574	57.814
HUBUBAT .	19.908.222	33.591.578
HUBUBAT MAMÜLLERİ	248.600	596.811
KASAPLIK CANLI HAYVANLAR	11.004	41.574.137
KURU MEYVELER	4.279.333	52.273.340
KÜSPELER	28.840	44.282
MEYVE ÇEKİRDEKLERİ	55.390	183.568
ORMAN MAHSÜLLERİ	1.006.509	5.152.917
TEKSTİL HAMMADDELERİ	14.332.043	97.055.847
YAĞLI TOHUMLAR	12.082.885	111.541.234
TOPLAM	131.540.747	795.867.530

1 OCAK – 28 ŞUBAT 2022

	Miktar(kg./lt/adet)	Tutar(TL)
BAKLİYAT VE MAMÜLLERİ	820.215	10.479.321
BİTKİSEL YAĞLAR	3.250	136.990
KOTASYON DIŞI ÜRÜNLER	83.442.701	637.684.308
HAM DERİLER VE BAĞIRSAKLAR	65.958	721.808
HAYVANSAL YAĞLAR	1.287	54.997
HUBUBAT .	18.133.812	62.758.443
HUBUBAT MAMÜLLERİ	254.375	933.495
KASAPLIK CANLI HAYVANLAR	13.008	70.228.475
KURU MEYVELER	2.261.331	47.762.481
KÜSPELER	0	0
MEYVE ÇEKİRDEKLERİ	500	15.939
ORMAN MAHSÜLLERİ	893.391	5.183.680
TEKSTİL HAMMADDELERİ	13.865.760	266.978.330
YAĞLI TOHUMLAR	15.200.000	194.155.758
TOPLAM	134.955.588	1.297.094.023

1 OCAK – 28 ŞUBAT 21 /22 DEĞİŞİM

	Miktar(kg./lt/adet)	Tutar(TL)
BAKLİYAT VE MAMÜLLERİ	-502.620	944.536
BİTKİSEL YAĞLAR	-1.226	65.320
KOTASYON DIŞI ÜRÜNLER	5.251.657	193.811.227
HAM DERİLER VE BAĞIRSAKLAR	-2.035	405.340
HAYVANSAL YAĞLAR	-287	-2.817
HUBUBAT	-1.774.410	29.166.865
HUBUBAT MAMÜLLERİ	5.775	336.684
KASAPLIK CANLI HAYVANLAR	2.004	28.654.338
KURU MEYVELER	-2.018.002	-4.510.859
KÜSPELER	-28.840	-44.282
MEYVE ÇEKİRDEKLERİ	-54.890	-167.629
ORMAN MAHSÜLLERİ	-113.118	30.762
TEKSTİL HAMMADDELERİ	-466.283	169.922.482
YAĞLI TOHUMLAR	3.117.115	82.614.524
TOPLAM	3.414.841	501.226.493

1 OCAK – 28 ŞUBAT 21 /22 % DEĞİŞİM

	Miktar(kg./lt/adet)	Tutar(TL)
BAKLİYAT VE MAMÜLLERİ	-38%	10%
BİTKİSEL YAĞLAR	-27%	91%
KOTASYON DIŞI ÜRÜNLER	7%	44%
HAM DERİLER VE BAĞIRSAKLAR	-3%	128%
HAYVANSAL YAĞLAR	-18%	-5%
HUBUBAT .	-9%	87%
HUBUBAT MAMÜLLERİ	2%	56%
KASAPLIK CANLI HAYVANLAR	18%	69%
KURU MEYVELER	-47%	-9%
KÜSPELER	-100%	-100%
MEYVE ÇEKİRDEKLERİ	-99%	-91%
ORMAN MAHSÜLLERİ	-11%	1%
TEKSTİL HAMMADDELERİ	-3%	175%
YAĞLI TOHUMLAR	26%	74%
TOPLAM	3%	63%

ARPA

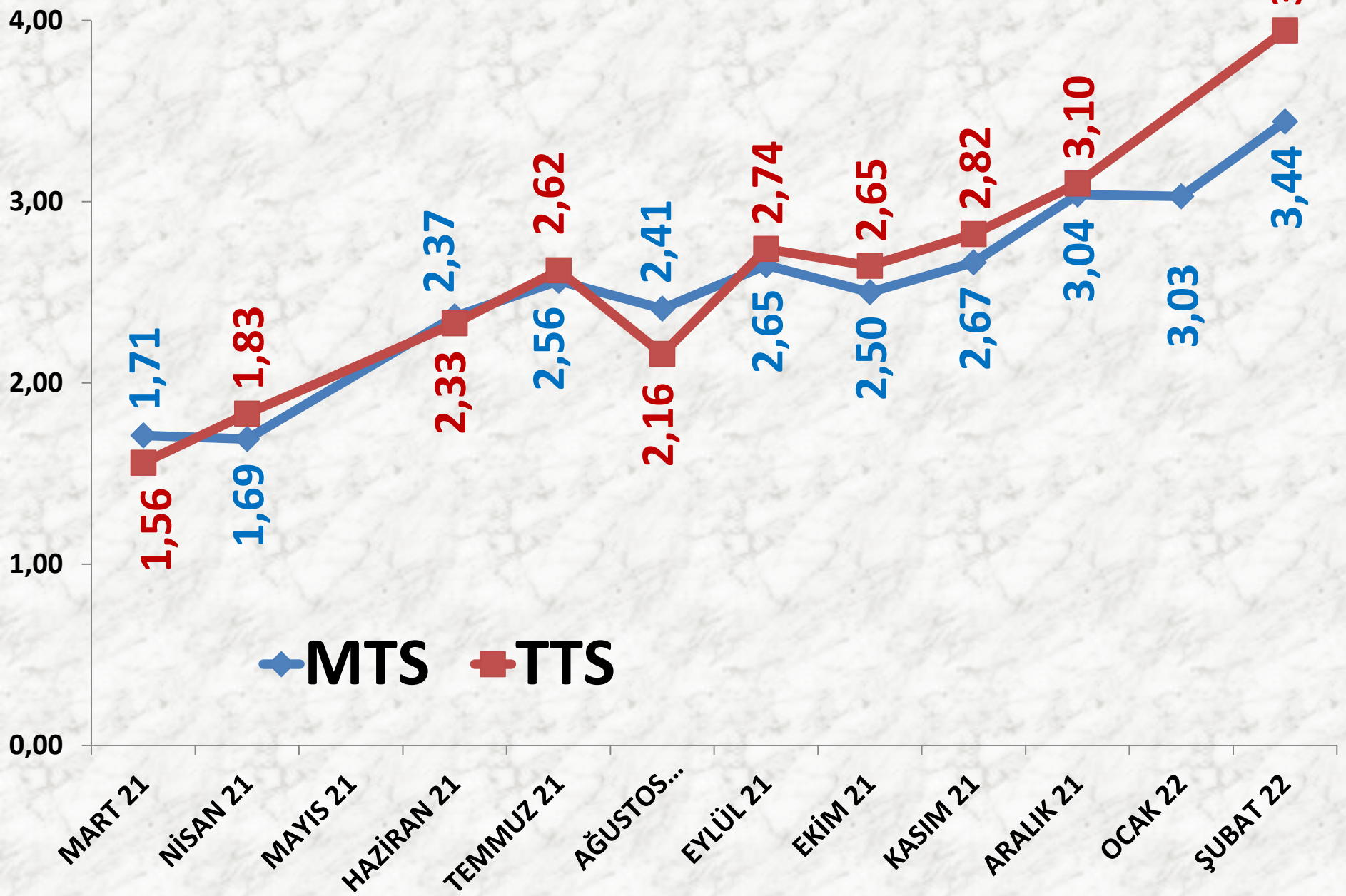
İŞLEM HACMİ (TON)	2020 ŞUBAT	2021 ŞUBAT		2022 ŞUBAT	
<i>MTS</i>	110 TON	752%	934 TON	-53%	438 TON
<i>TTS</i>	26 TON	2881%	775 TON	-7%	718 TON

EN AZ FİYAT	2020 ŞUBAT	2021 ŞUBAT		2022 ŞUBAT	
MTS	1,25 TL	3%	1,29 TL	105%	2,65 TL
TTS	1,20 TL	8%	1,30 TL	192%	3,80 TL

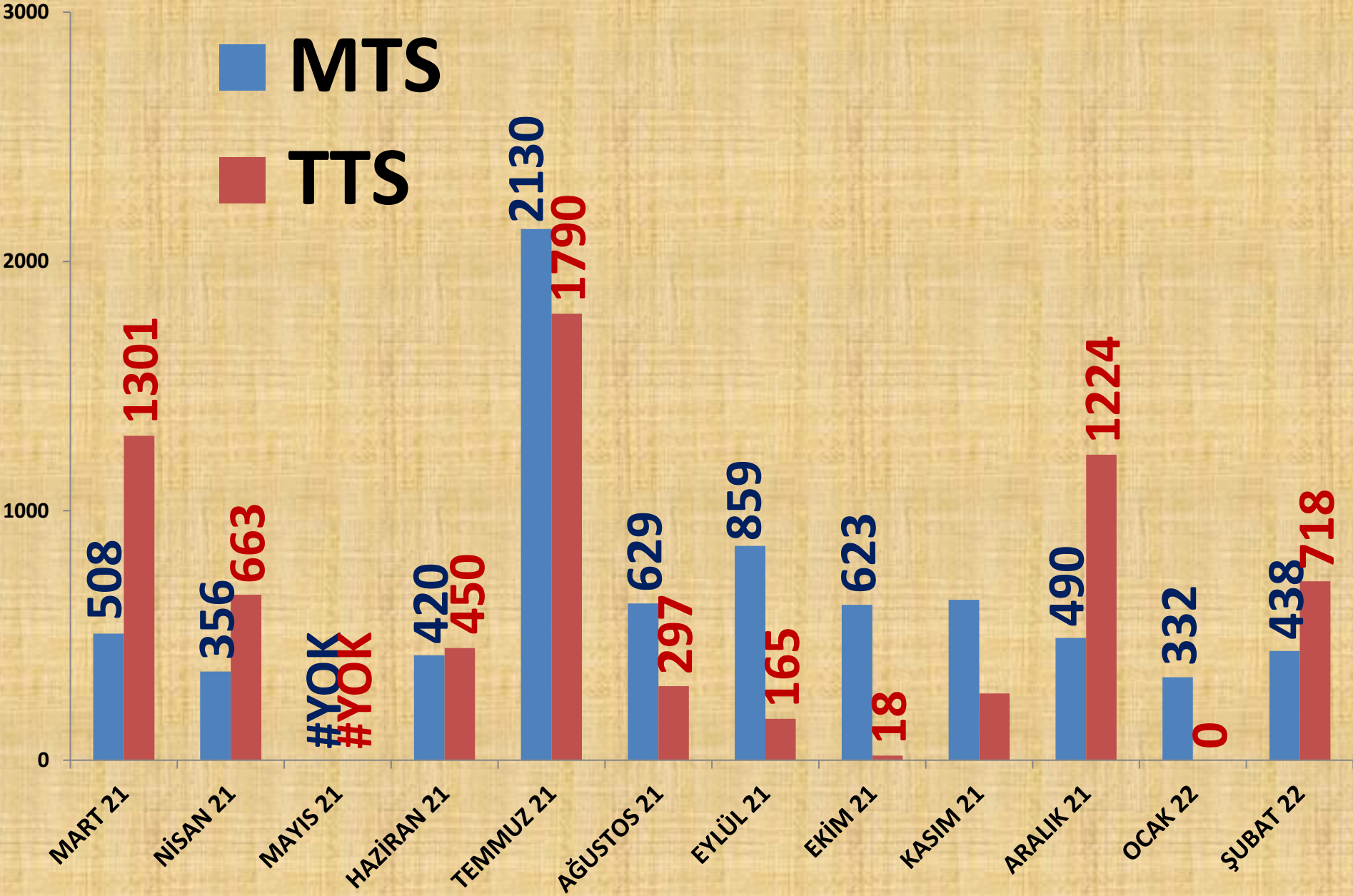
EN ÇOK FİYAT	2020 ŞUBAT	2021 ŞUBAT		2022 ŞUBAT	
MTS	1,50 TL	33%	2,00 TL	100%	4,00 TL
TTS	1,55 TL	23%	1,90 TL	111%	4,00 TL

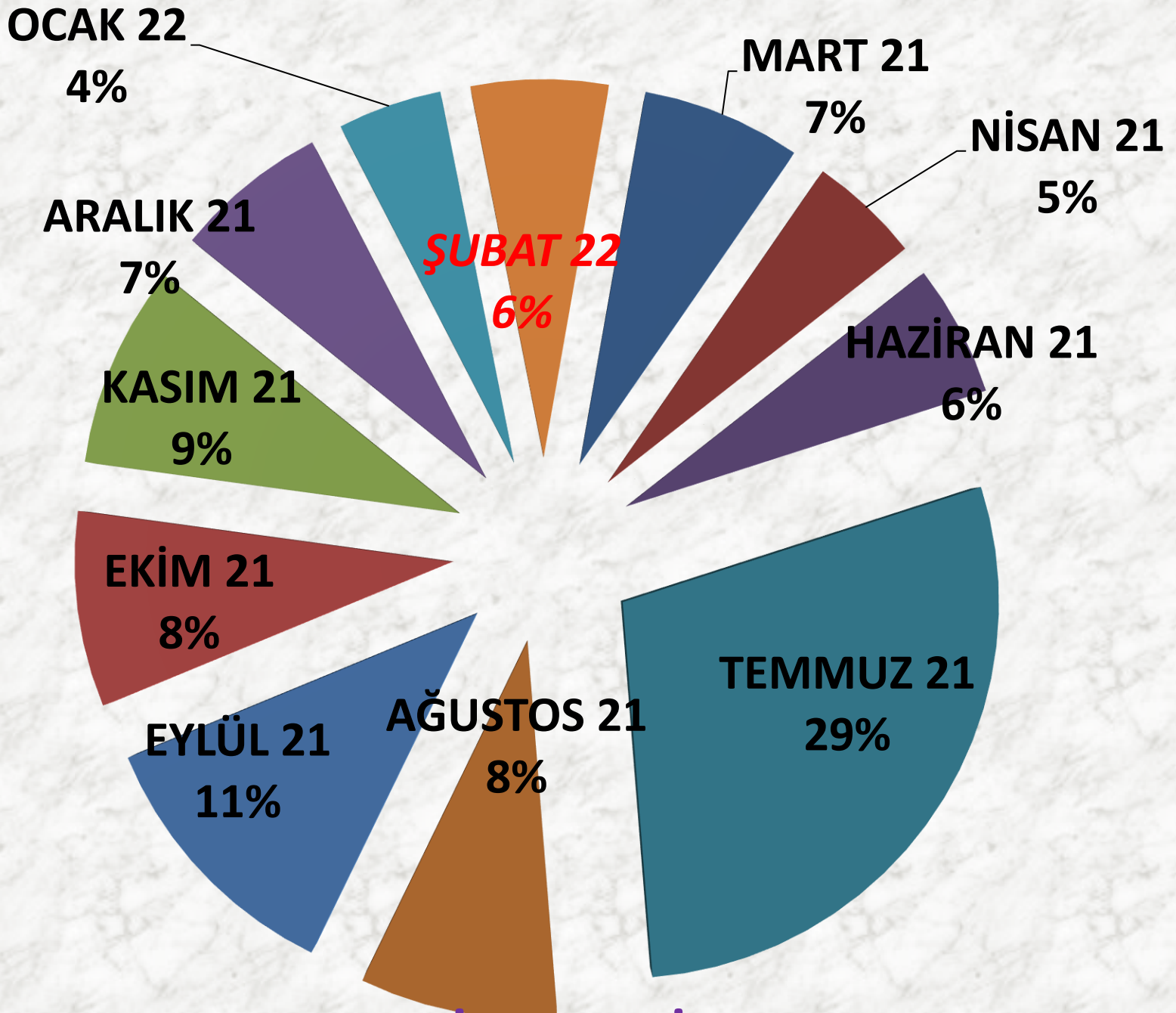
ORT. FİYAT	2020 ŞUBAT	2021 ŞUBAT		2022 ŞUBAT	
MTS	1,34 TL	13%	1,52 TL	127%	3,44 TL
TTS	1,37 TL	29%	1,77 TL	123%	3,95 TL

AYLIK ARPA FİYAT TRENDİ (TL)



AYLIK ARPA İŞLEM MİKTARI (TON)



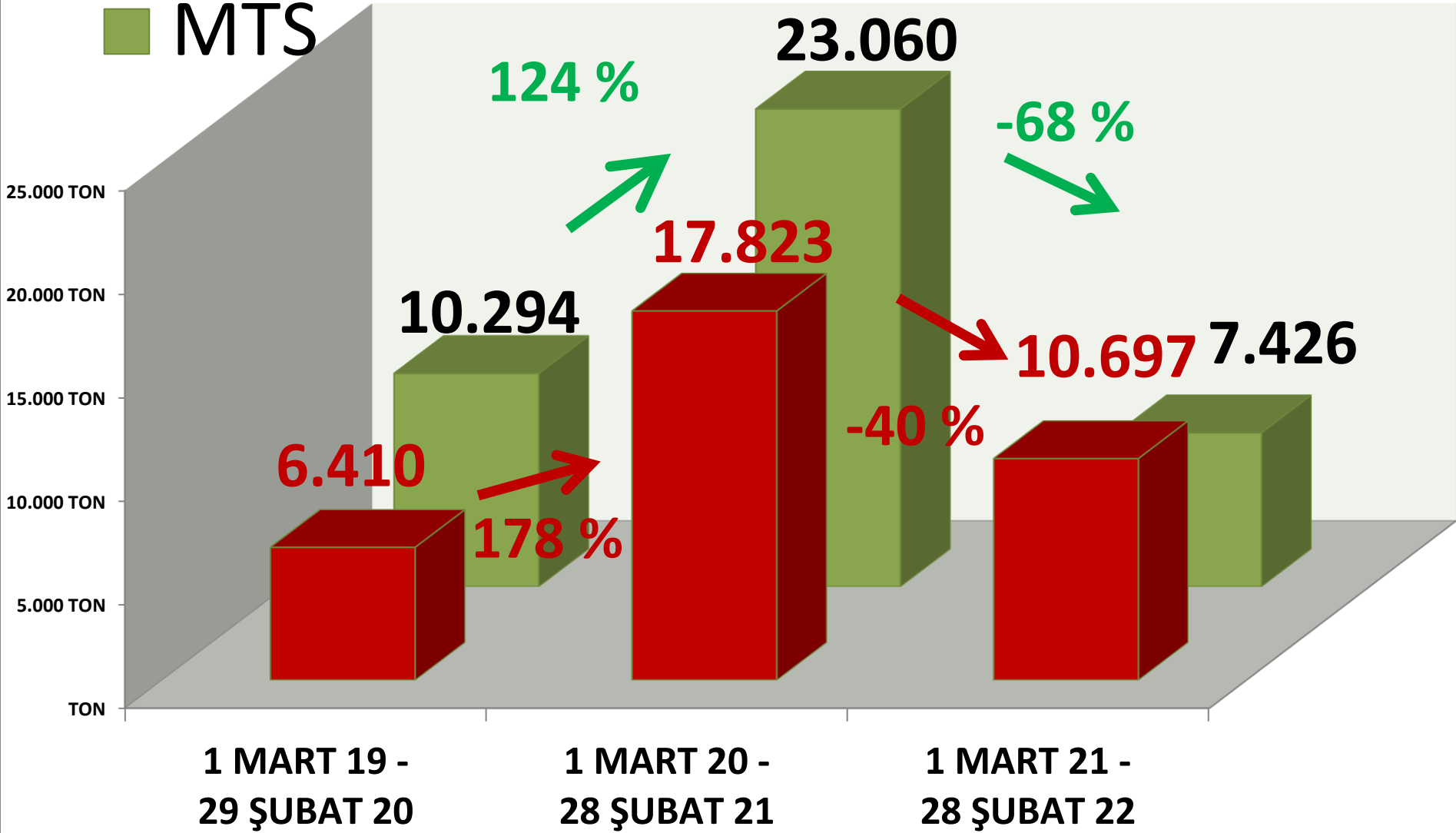


AYLIK ARPA MTS İŞLEM MİKTARI ORANLARI

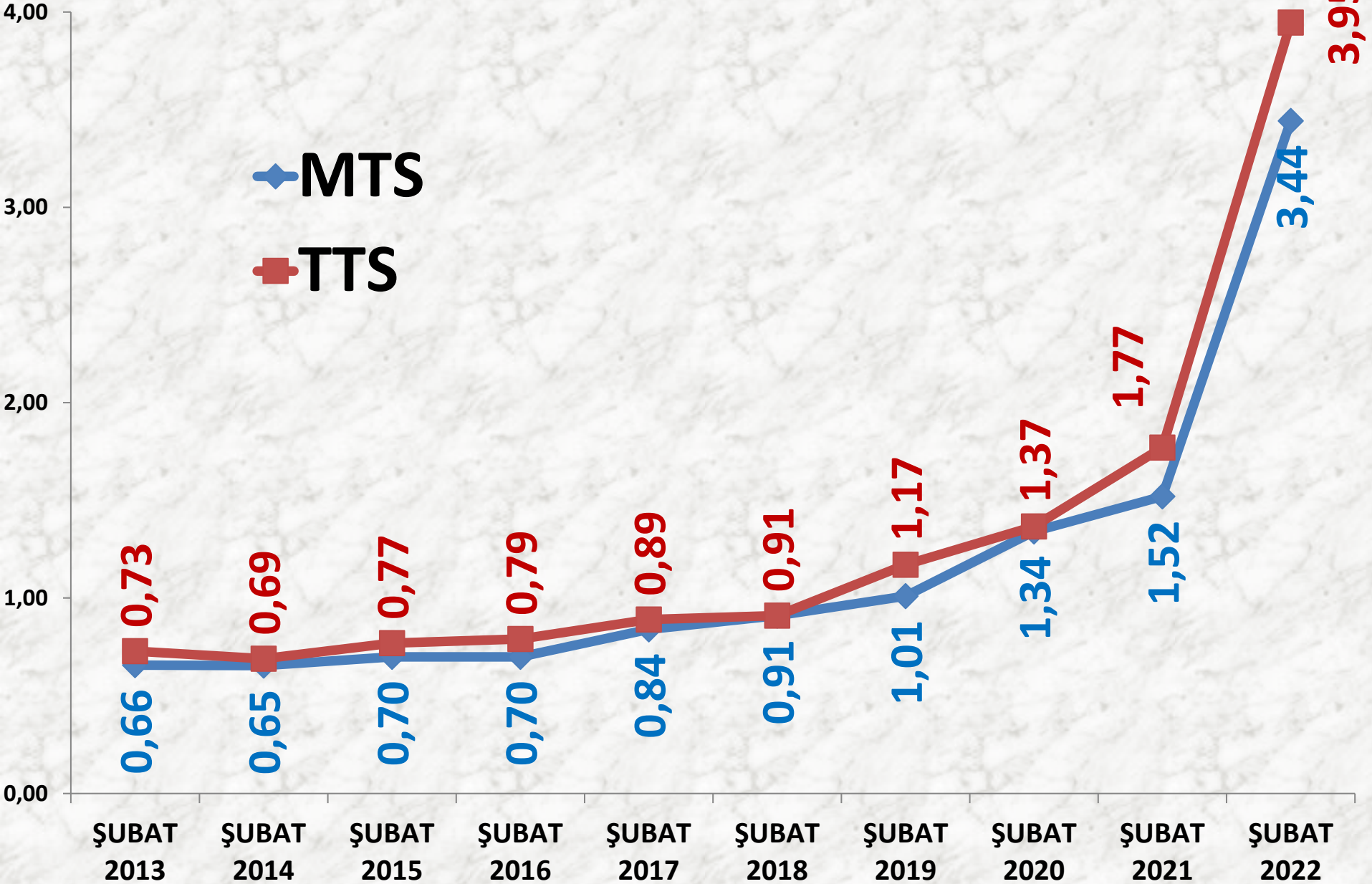
■ TTS

YILLIK ARPA İŞLEM MİKTARI (TON)

■ MTS



ŞUBAT AYLARI ARPA FİYAT TRENDİ (TL)



BUĞDAY

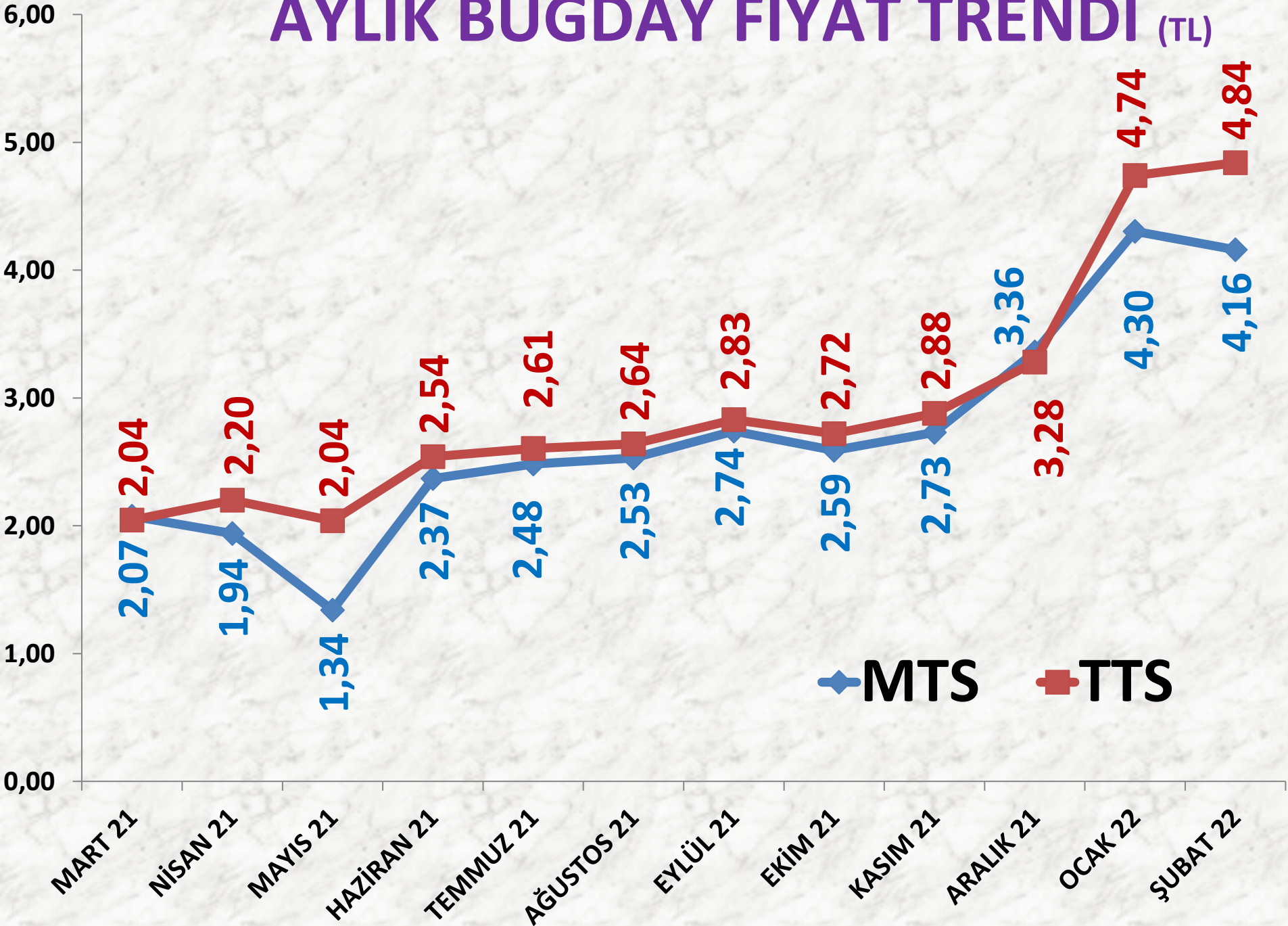
İŞLEM MİKTARI (TON)	2020 ŞUBAT		2021 ŞUBAT		2022 ŞUBAT
MTS	729 TON	26%	918 TON	-32%	622 TON
TTS	3.366 TON	-86%	478 TON	167%	1.273 TON

EN AZ FİYAT	2020 ŞUBAT		2021 ŞUBAT		2022 ŞUBAT
MTS	1,20 TL	31%	1,57 TL	89%	2,97 TL
TTS	1,40 TL	32%	1,85 TL	124%	4,15 TL

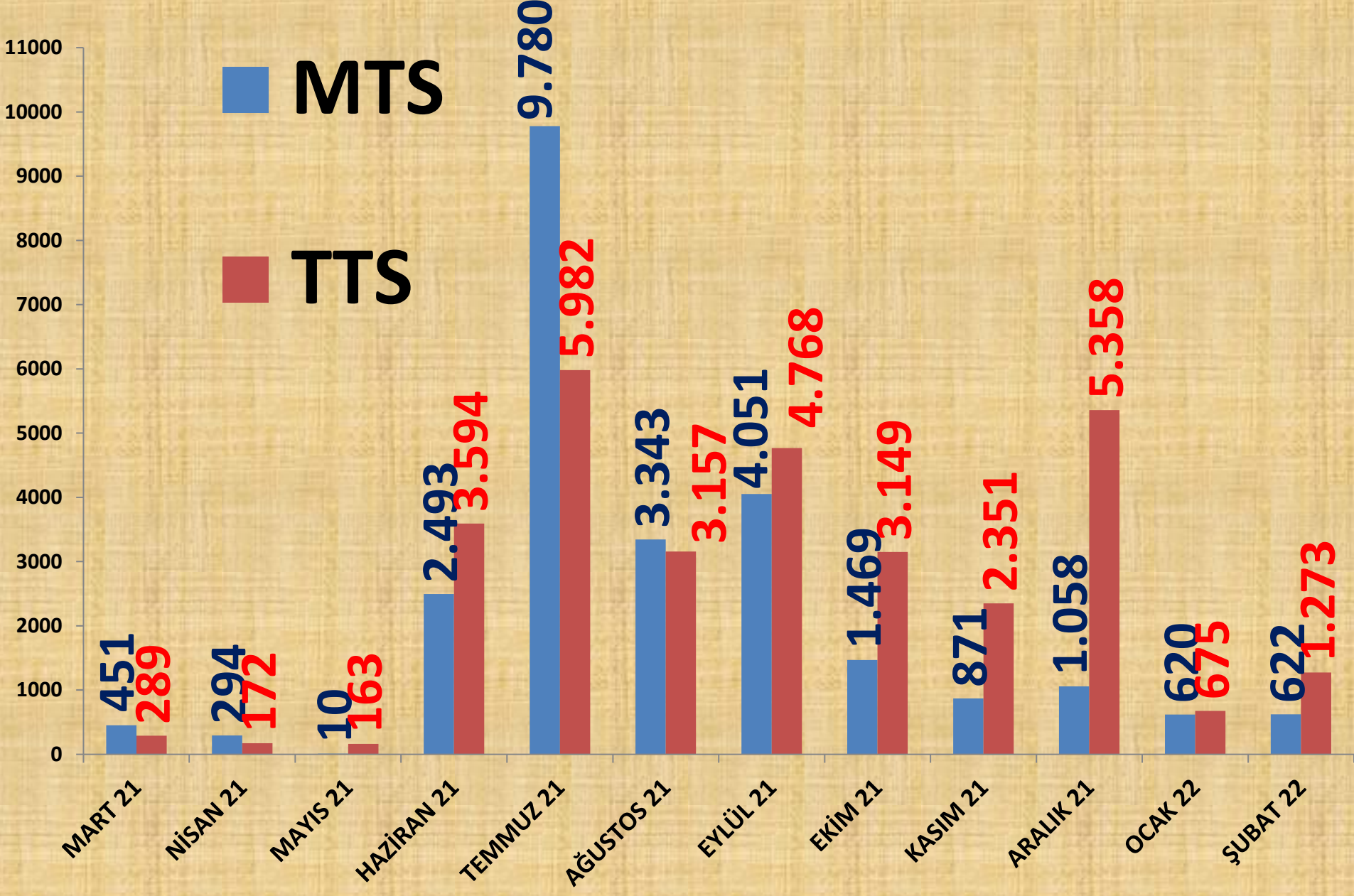
EN ÇOK FİYAT	2020 ŞUBAT		2021 ŞUBAT		2022 ŞUBAT
MTS	2,04 TL	13%	2,30 TL	143%	5,60 TL
TTS	1,80 TL	33%	2,40 TL	99%	4,78 TL

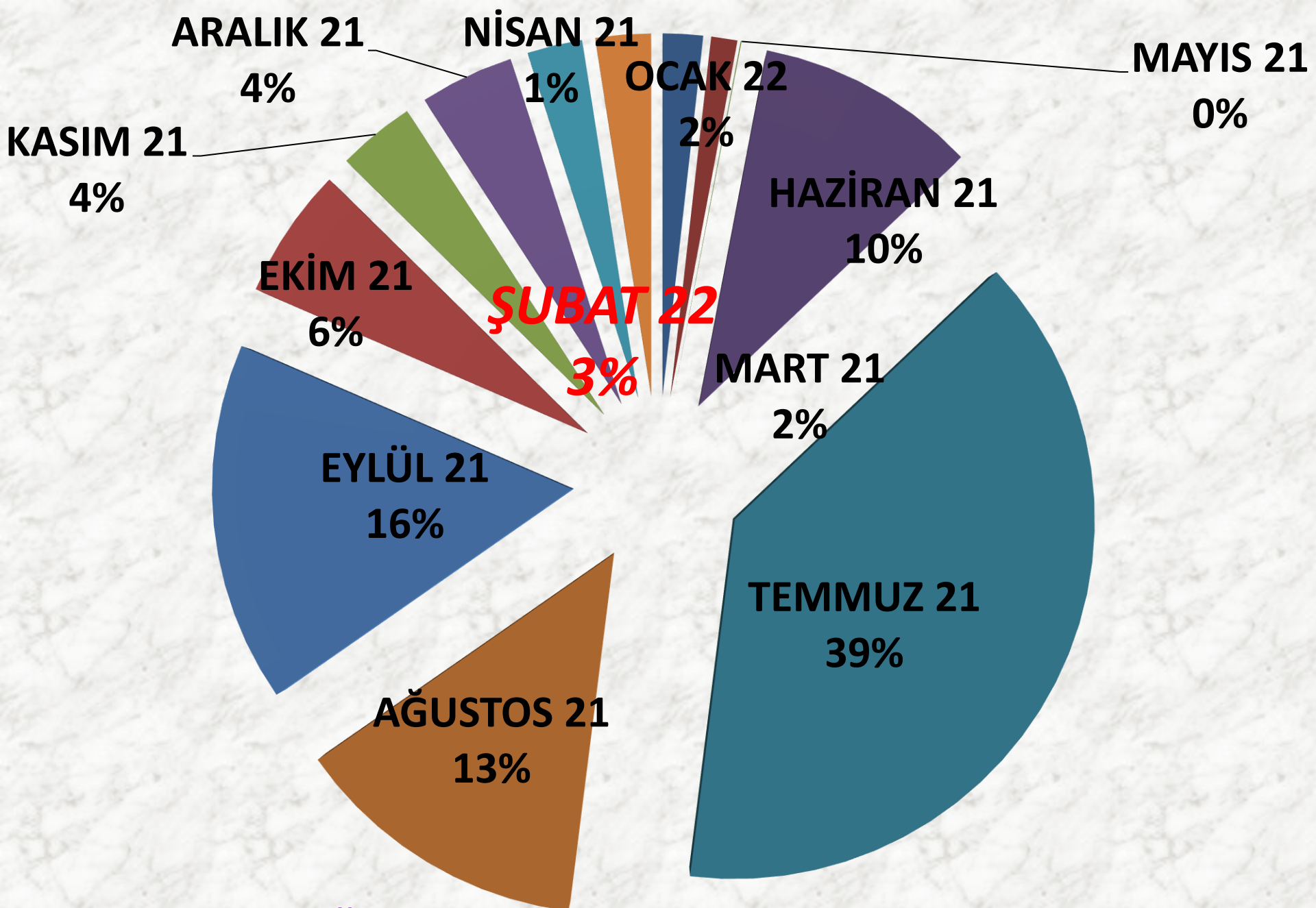
ORT. FİYAT	2020 ŞUBAT		2021 ŞUBAT		2022 ŞUBAT
MTS	1,47 TL	23%	1,81 TL	129%	4,16 TL
TTS	1,54 TL	31%	2,02 TL	139%	4,84 TL

AYLIK BUĞDAY FİYAT TRENDİ (TL)



AYLIK BUĞDAY İŞLEM MİKTARI (TON)



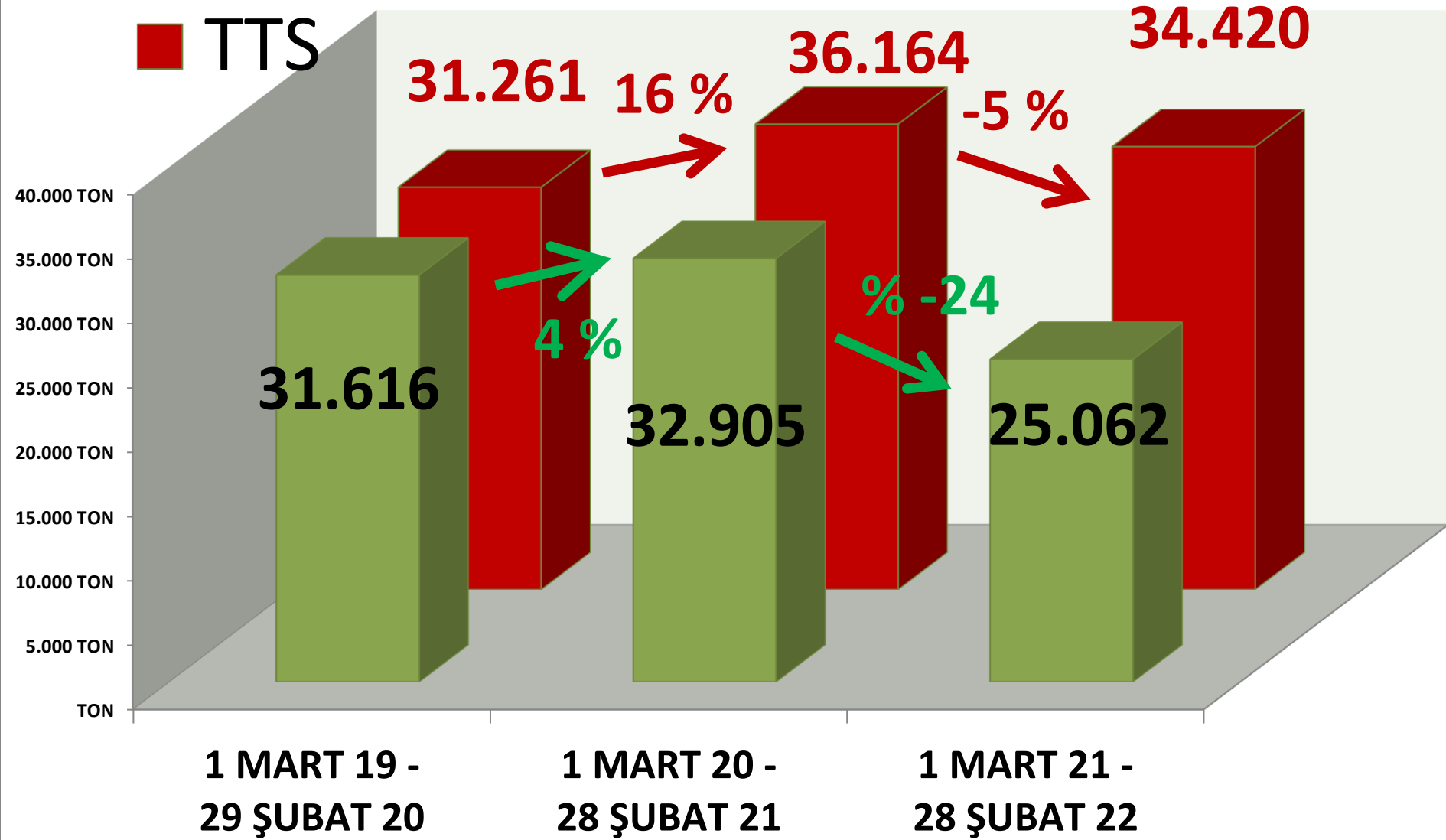


AYLIK BUĞDAY MTS İŞLEM MİKTARI ORANLARI

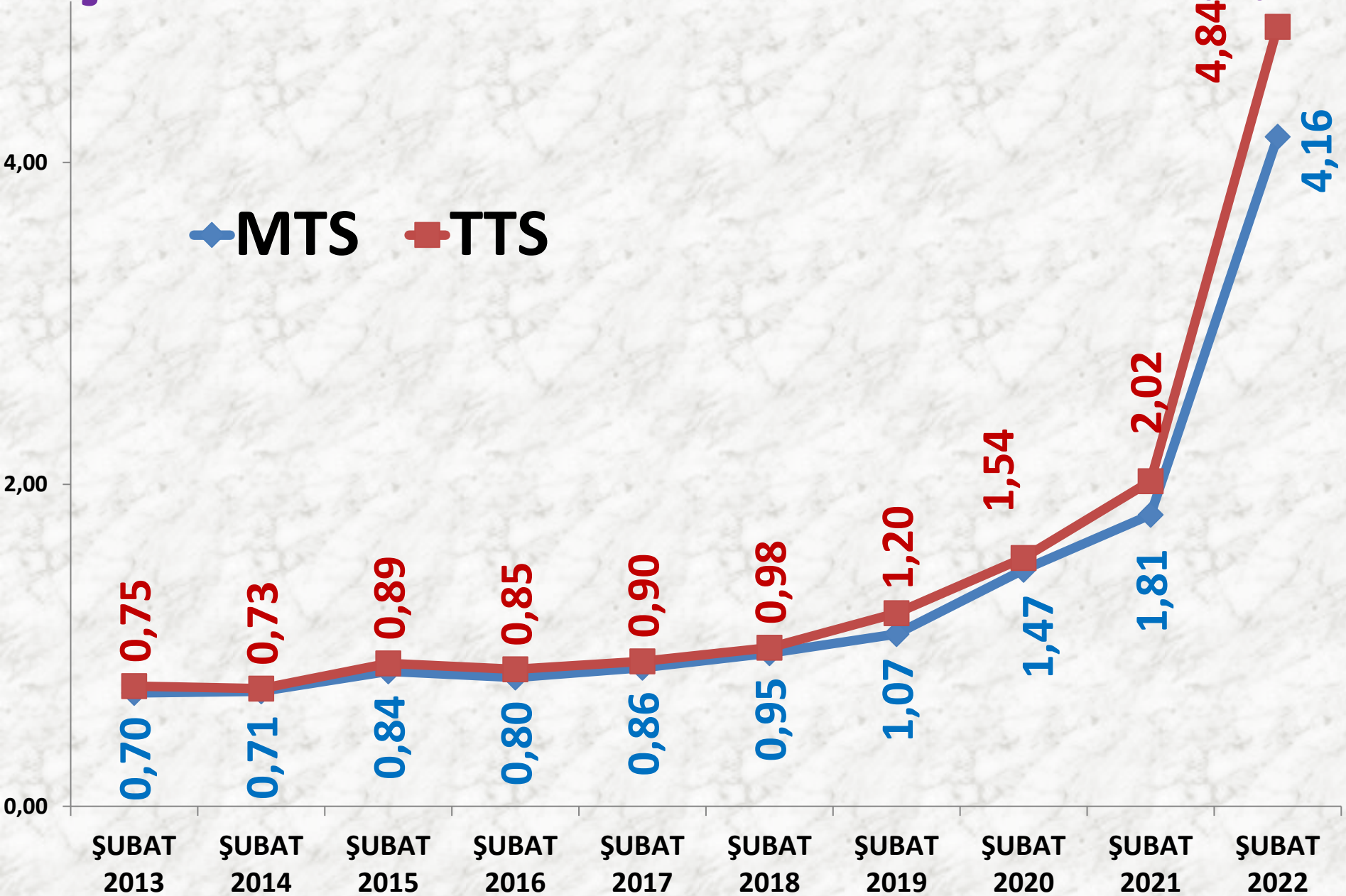
■ MTS

YILLIK BUĞDAY İŞLEM MİKTARI (TON)

■ TTS



ŞUBAT AYLARI BUĞDAY FİYAT ORT. (TL)



MISIR DANE

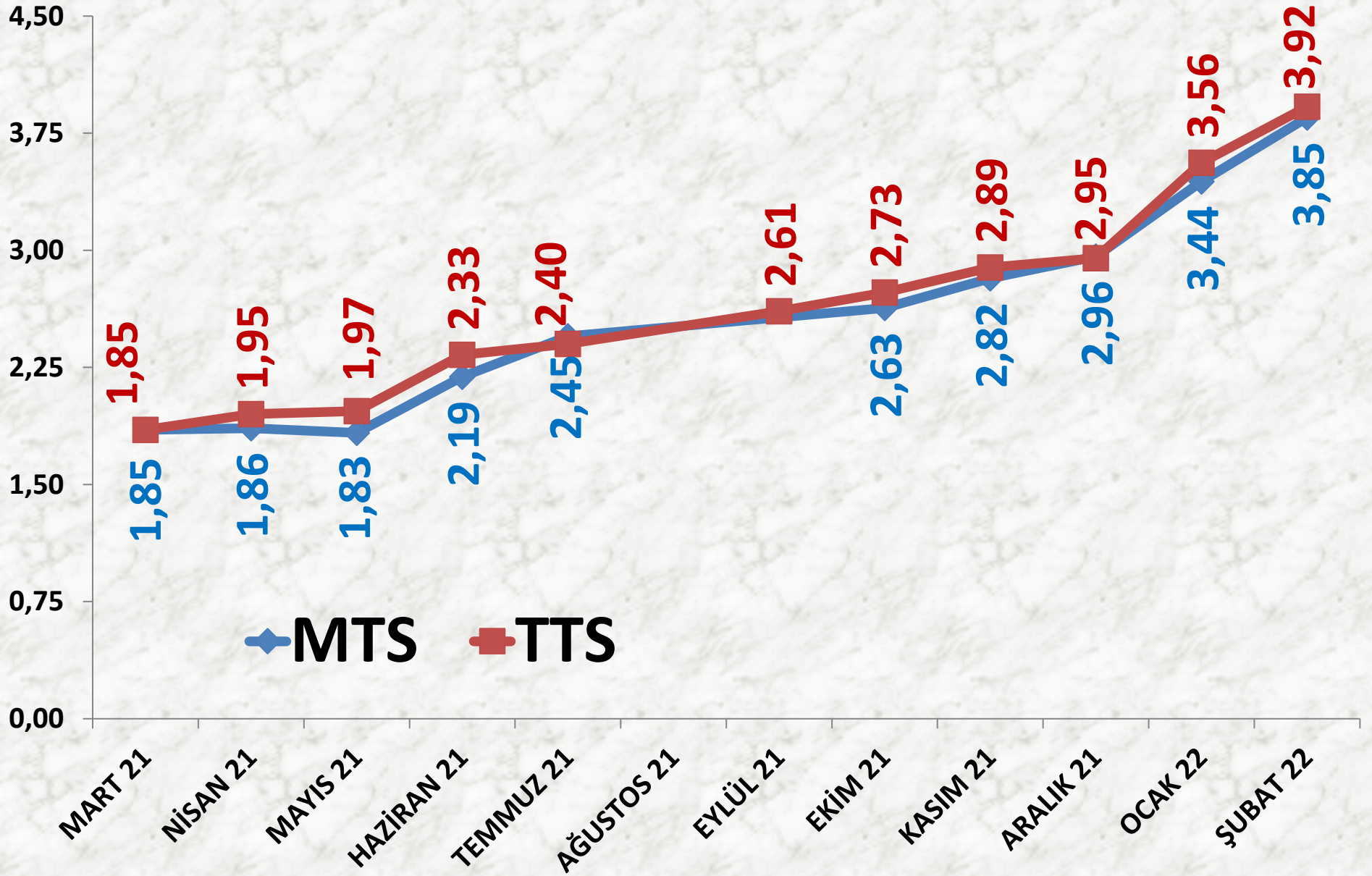
İŞLEM MİKTARI (TON)	2020 ŞUBAT	2021 ŞUBAT		2022 ŞUBAT	
MTS	4.652 TON	-47%	2.453 TON	-7%	2.274 TON
TTS	4.304 TON	-53%	2.024 TON	-38%	1.250 TON

EN AZ FİYAT	2020 ŞUBAT	2021 ŞUBAT		2022 ŞUBAT	
MTS	1,00 TL	30%	1,30 TL	54%	2,00 TL
TTS	1,04 TL	44%	1,50 TL	140%	3,60 TL

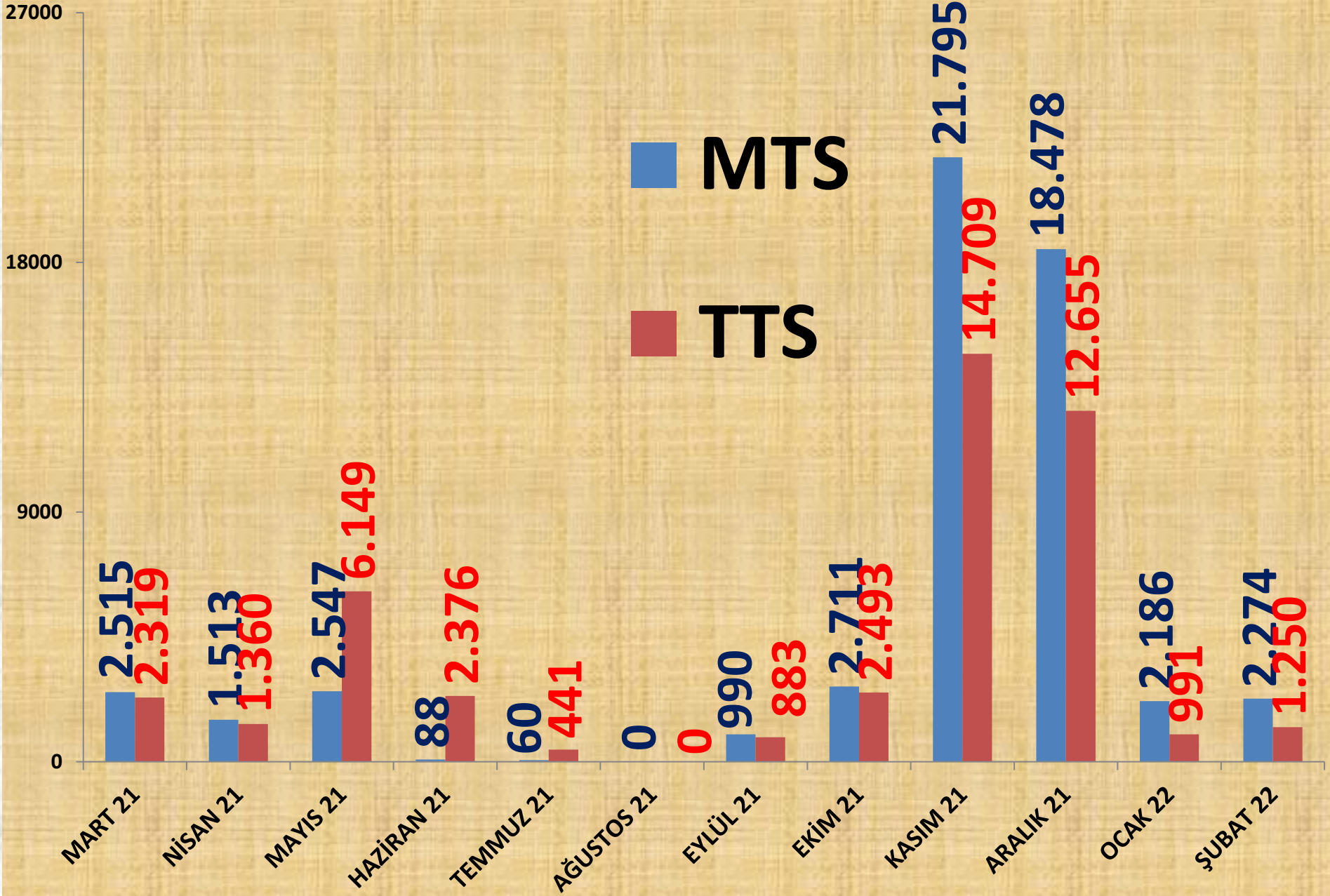
EN ÇOK FİYAT	2020 ŞUBAT	2021 ŞUBAT		2022 ŞUBAT	
MTS	1,50 TL	26%	1,89 TL	150%	4,73 TL
TTS	1,43 TL	35%	1,93 TL	120%	4,25 TL

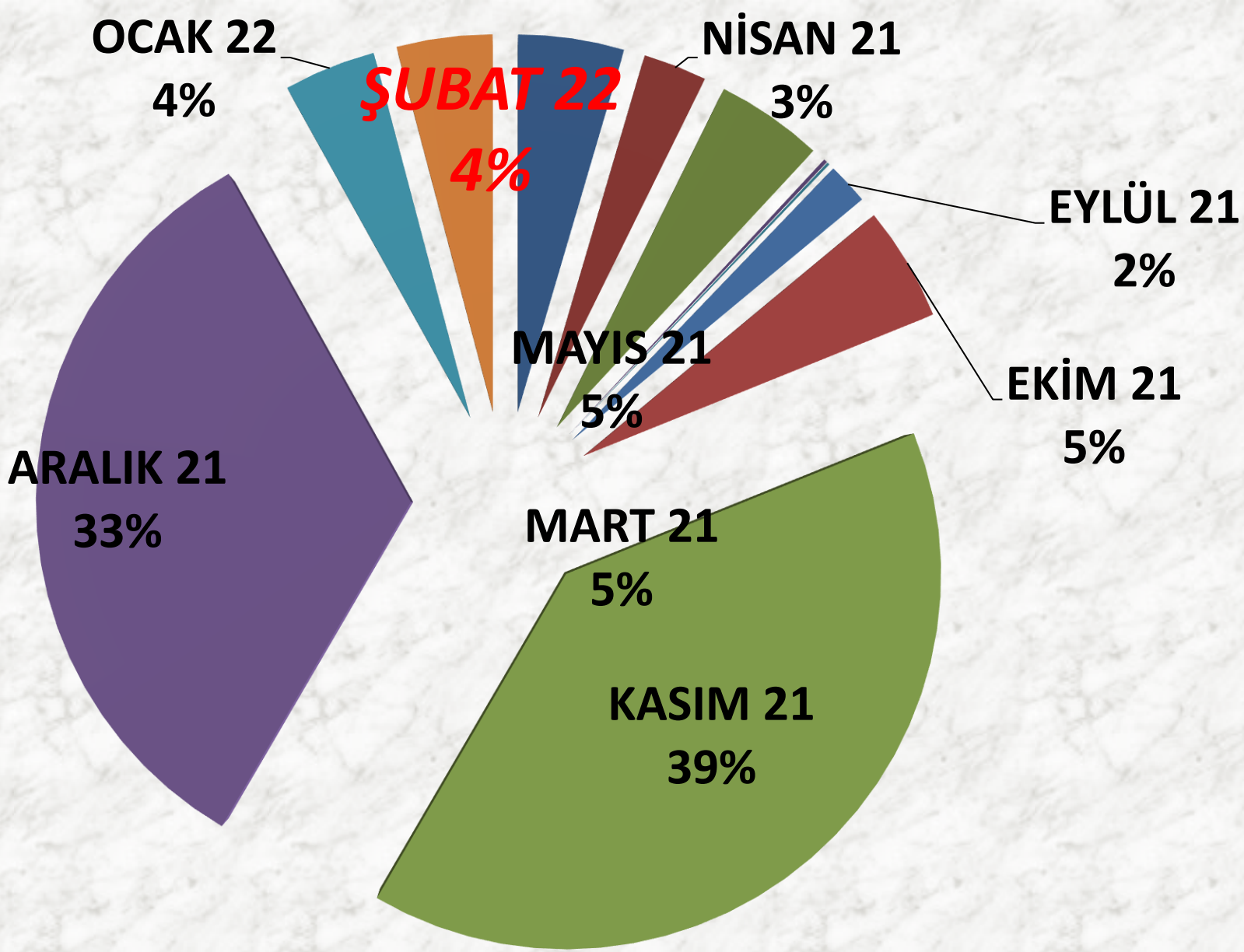
ORT. FİYAT	2020 ŞUBAT	2021 ŞUBAT		2022 ŞUBAT	
MTS	1,15 TL	53%	1,75 TL	119%	3,85 TL
TTS	1,29 TL	48%	1,91 TL	105%	3,92 TL

AYLIK MISIR DANE FİYAT TRENDİ (TL)



AYLIK MISIR DANE İŞLEM MİKTARI (TON)





MISIR DANE MTS İŞLEM MİKTARI ORANLARI

TTS YILLIK MISIR DANE İŞLEM MİKTARI (TON)

■ TTS
■ MTS

155.686

160.000 TON
140.000 TON
120.000 TON
100.000 TON
80.000 TON
60.000 TON
40.000 TON
20.000 TON
TON

1 MART 19 -
29 ŞUBAT 20

1 MART 20 -
28 ŞUBAT 21

1 MART 21 -
28 ŞUBAT 22

128.433

-42 %

74.893

-39 %

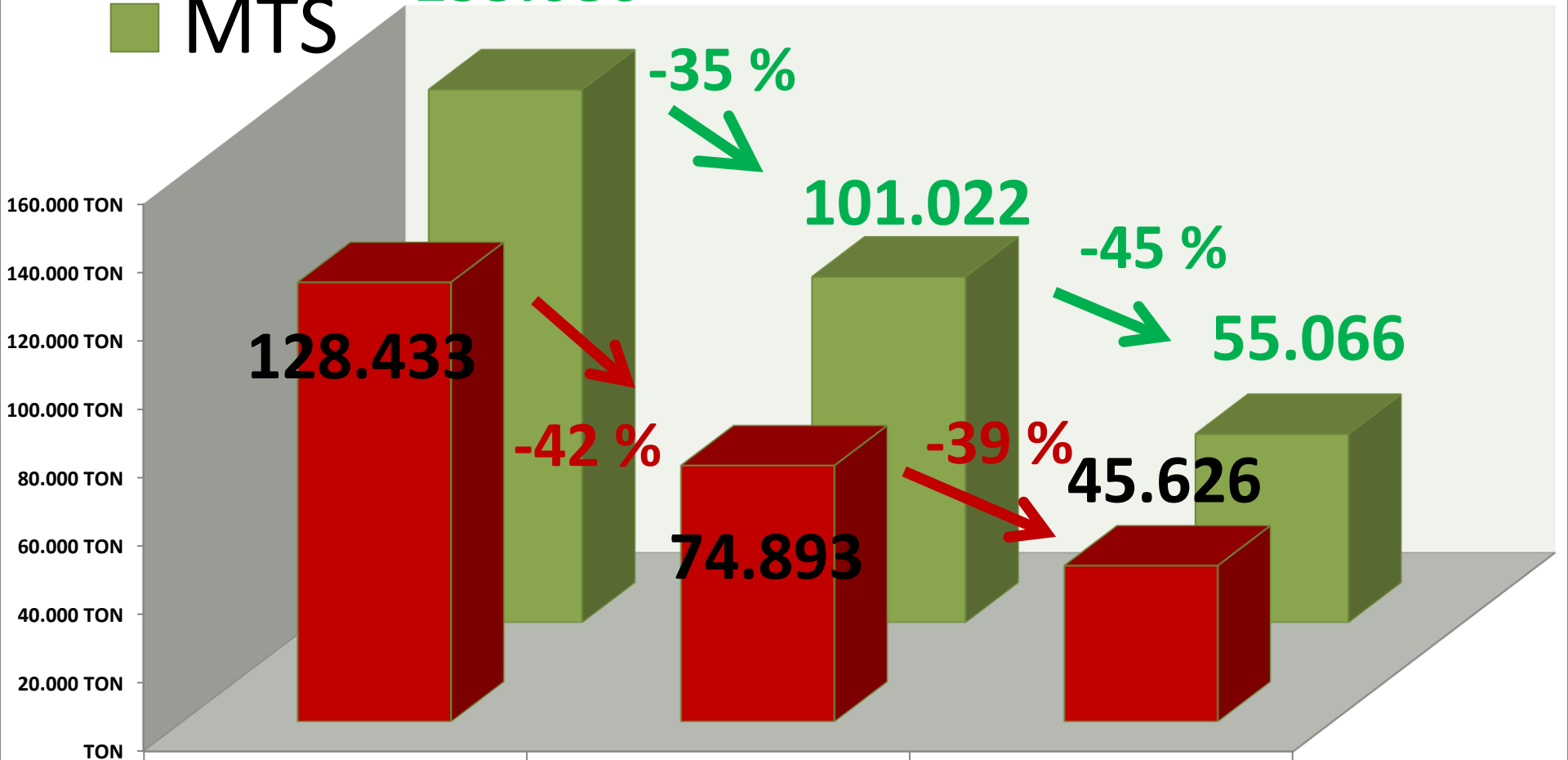
45.626

-35 %

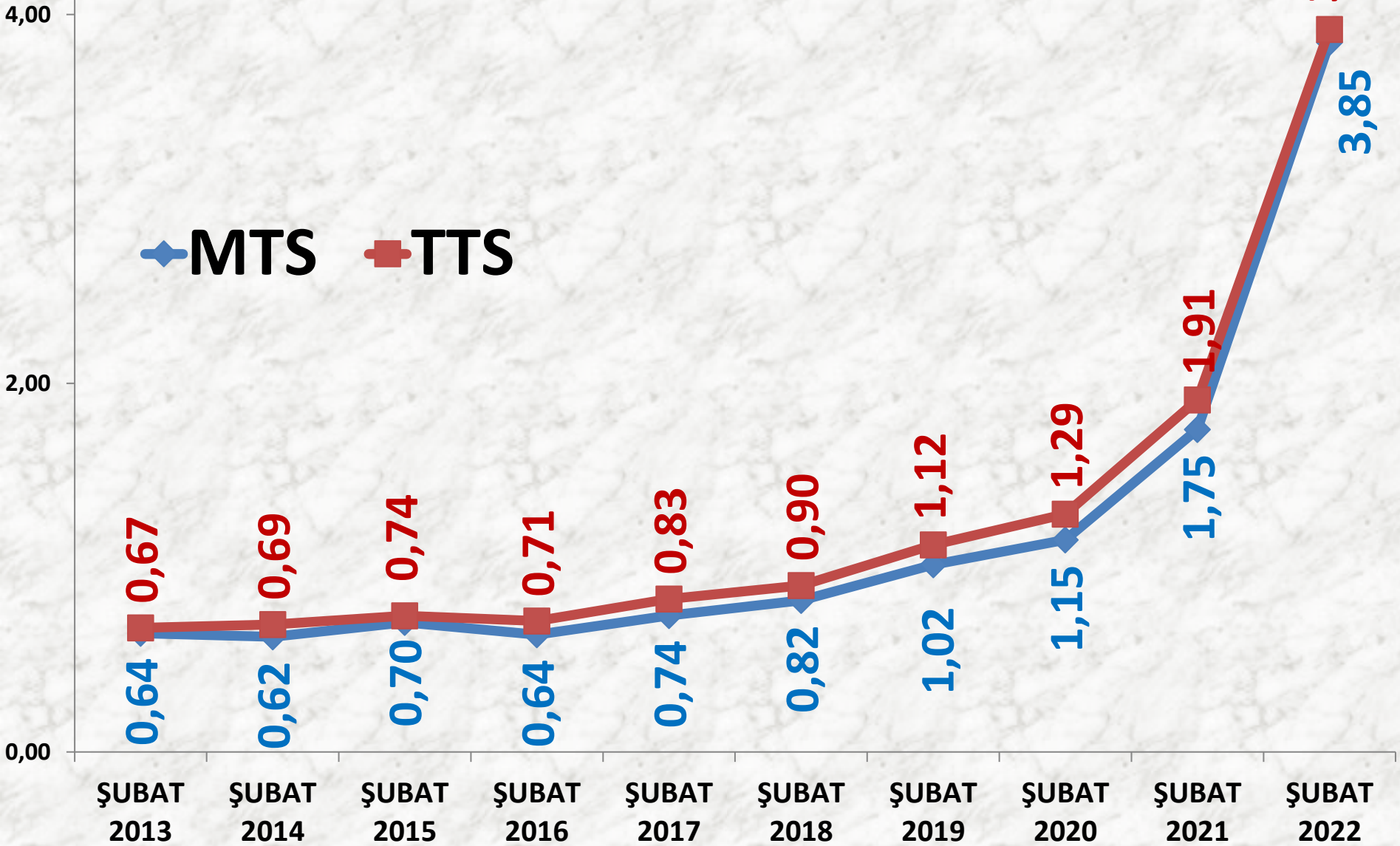
101.022

-45 %

55.066



ŞUBAT AYLARI DANE MISIR FİYAT ORT. (TL)



NOHUT

İŞLEM HACMİ (TON)	2020 ŞUBAT	2021 ŞUBAT		2022 ŞUBAT	
<i>MTS</i>	286 TON	90%	543 TON	-74%	142 TON
<i>TTS</i>	347 TON	-30%	243 TON	51%	366 TON

EN AZ FİYAT	2020 ŞUBAT	2021 ŞUBAT		2022 ŞUBAT	
<i>MTS</i>	3,50 TL	20%	4,20 TL	305%	17,00 TL
<i>TTS</i>	2,70 TL	11%	3,00 TL	83%	5,50 TL

EN ÇOK FİYAT	2020 ŞUBAT	2021 ŞUBAT		2022 ŞUBAT	
<i>MTS</i>	8,00 TL	56%	12,49 TL	60%	20,00 TL
<i>TTS</i>	7,00 TL	7%	7,50 TL	153%	19,00 TL

ORT. FİYAT	2020 ŞUBAT	2021 ŞUBAT		2022 ŞUBAT	
<i>MTS</i>	5,55 TL	38%	7,67 TL	138%	18,23 TL
<i>TTS</i>	3,56 TL	74%	6,21 TL	32%	8,20 TL

NOHUT DOĞAL

İŞLEM HACMİ (TON)	2020 ŞUBAT	2021 ŞUBAT		2022 ŞUBAT	
MTS	101 TON	-88%	12 TON	-100%	0
TTS	95 TON	-54%	43 TON	183%	123 TON

EN AZ FİYAT	2020 ŞUBAT	2021 ŞUBAT		2022 ŞUBAT	
MTS	3,50 TL	20%	4,20 TL	-	-
TTS	2,70 TL	11%	3,00 TL	137%	7,10 TL

EN ÇOK FİYAT	2020 ŞUBAT	2021 ŞUBAT		2022 ŞUBAT	
MTS	3,93 TL	7%	4,20 TL	-	-
TTS	5,00 TL	0%	5,00 TL	180%	14,00 TL

ORT. FİYAT	2020 ŞUBAT	2021 ŞUBAT		2022 ŞUBAT	
MTS	3,64 TL	15%	4,20 TL	-	-
TTS	4,30 TL	13%	4,88 TL	72%	8,40 TL

NOHUT - ELENMİŞ

İŞLEM HACMI (TON)	2020 ŞUBAT	2021 ŞUBAT		2022 ŞUBAT	
MTS	185 TON	186%	531 TON	-73%	142 TON
TTS	83 TON	141%	200 TON	-79%	43 TON

EN AZ FİYAT	2020 ŞUBAT	2021 ŞUBAT		2022 ŞUBAT	
MTS	5,56 TL	-1%	5,50 TL	209%	17,00 TL
TTS	5,35 TL	3%	5,50 TL	209%	17,00 TL

EN ÇOK FİYAT	2020 ŞUBAT	2021 ŞUBAT		2022 ŞUBAT	
MTS	8,00 TL	56%	12,49 TL	60%	20,00 TL
TTS	7,00 TL	7%	7,50 TL	153%	19,00 TL

ORT. FİYAT	2020 ŞUBAT	2021 ŞUBAT		2022 ŞUBAT	
MTS	6,58 TL	18%	7,75 TL	135%	18,23 TL
TTS	5,65 TL	15%	6,49 TL	166%	17,28 TL

AYLIK NOHUT FİYAT TRENDİ (TL)

15,00

7,50

0,00

MART 21

NISAN 21

MAYIS 21

HAZİRAN 21

TEMMUZ 21

AĞUSTOS 21

EYLÜL 21

EKİM 21

KASIM 21

ARALIK 21

OCAK 22

ŞUBAT 22

4,95

5,69

5,57

5,51

6,66

6,11

9,07

8,72

9,90

10,95

8,20

7,19

6,94

7,61

7,34

8,46

8,22

9,28

9,45

12,81

14,84

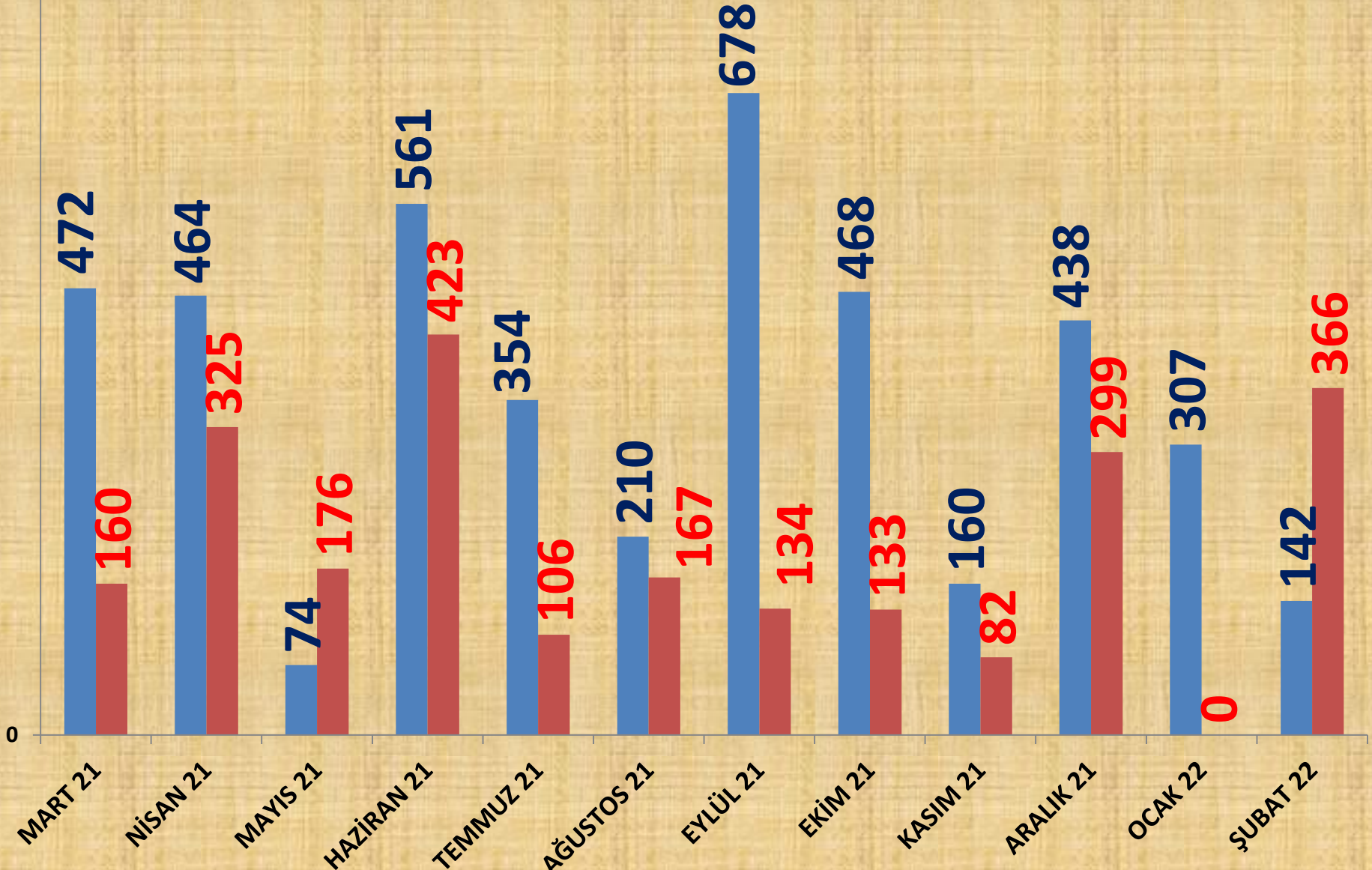
15,90

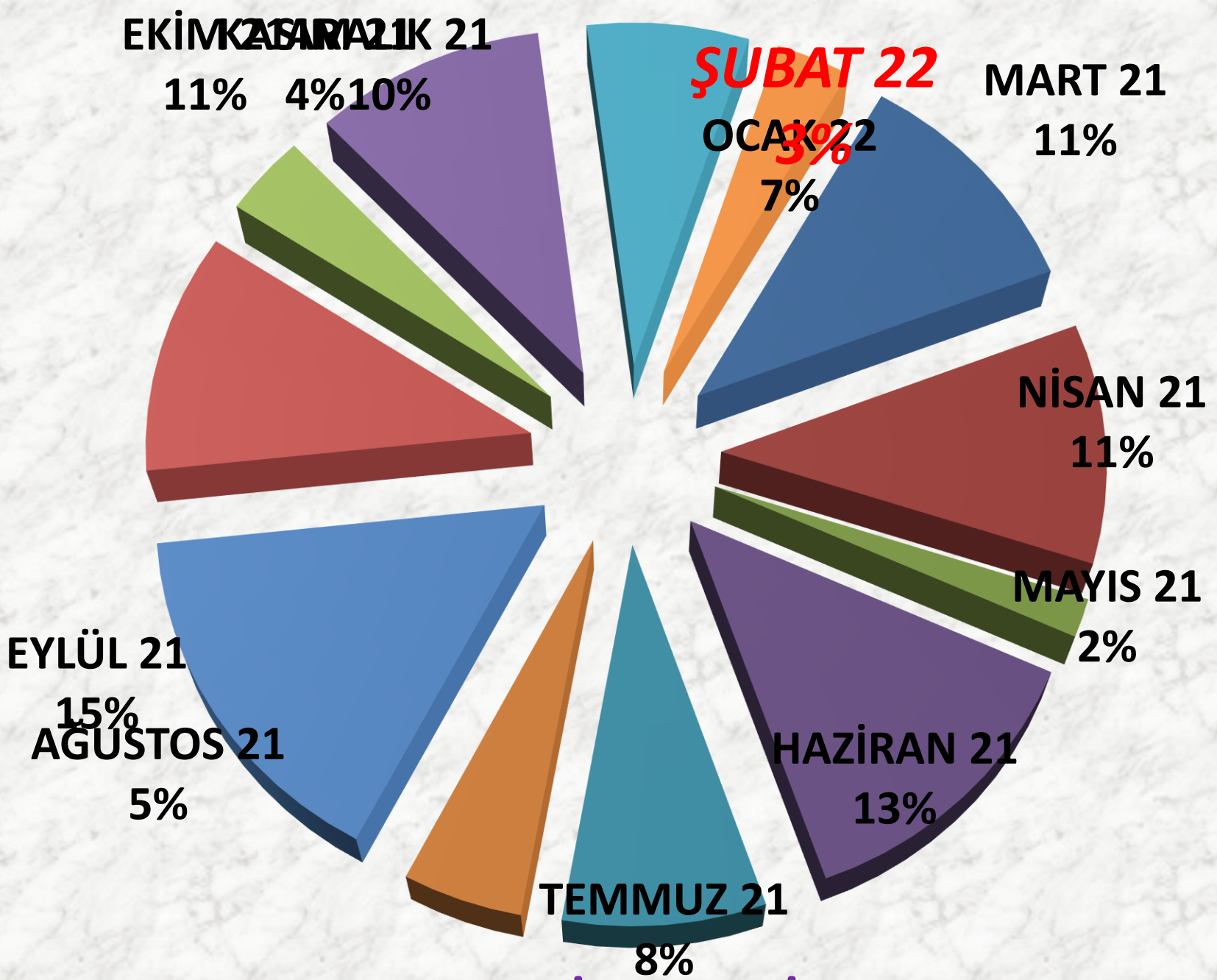
18,23

◆ MTS ■ TTS

AYLIK NOHUT İŞLEM MİKTARI (TON)

■ MTS ■ TTS



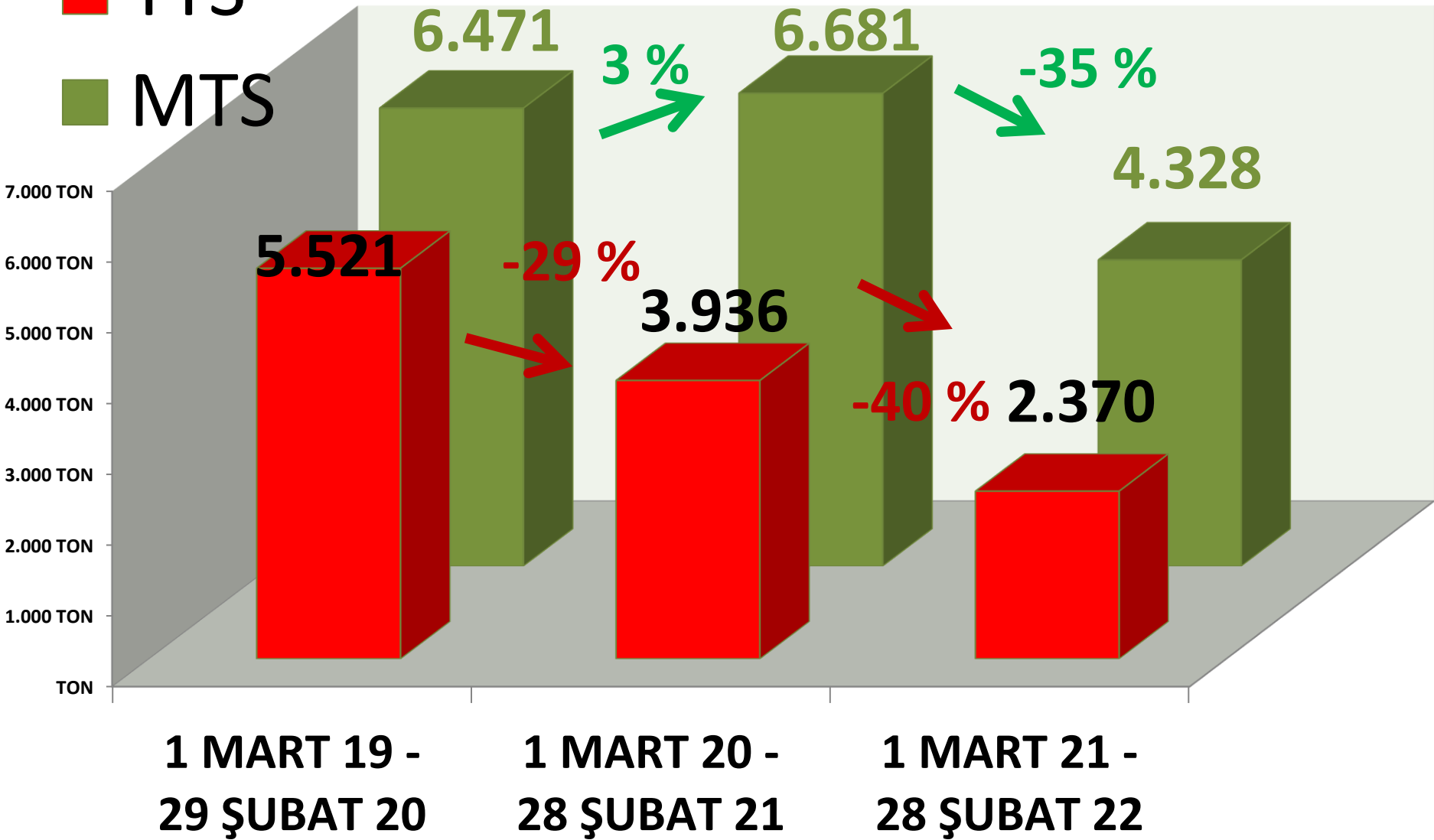


AYLIK NOHUT MTS İŞLEM MİKTARI ORANLARI

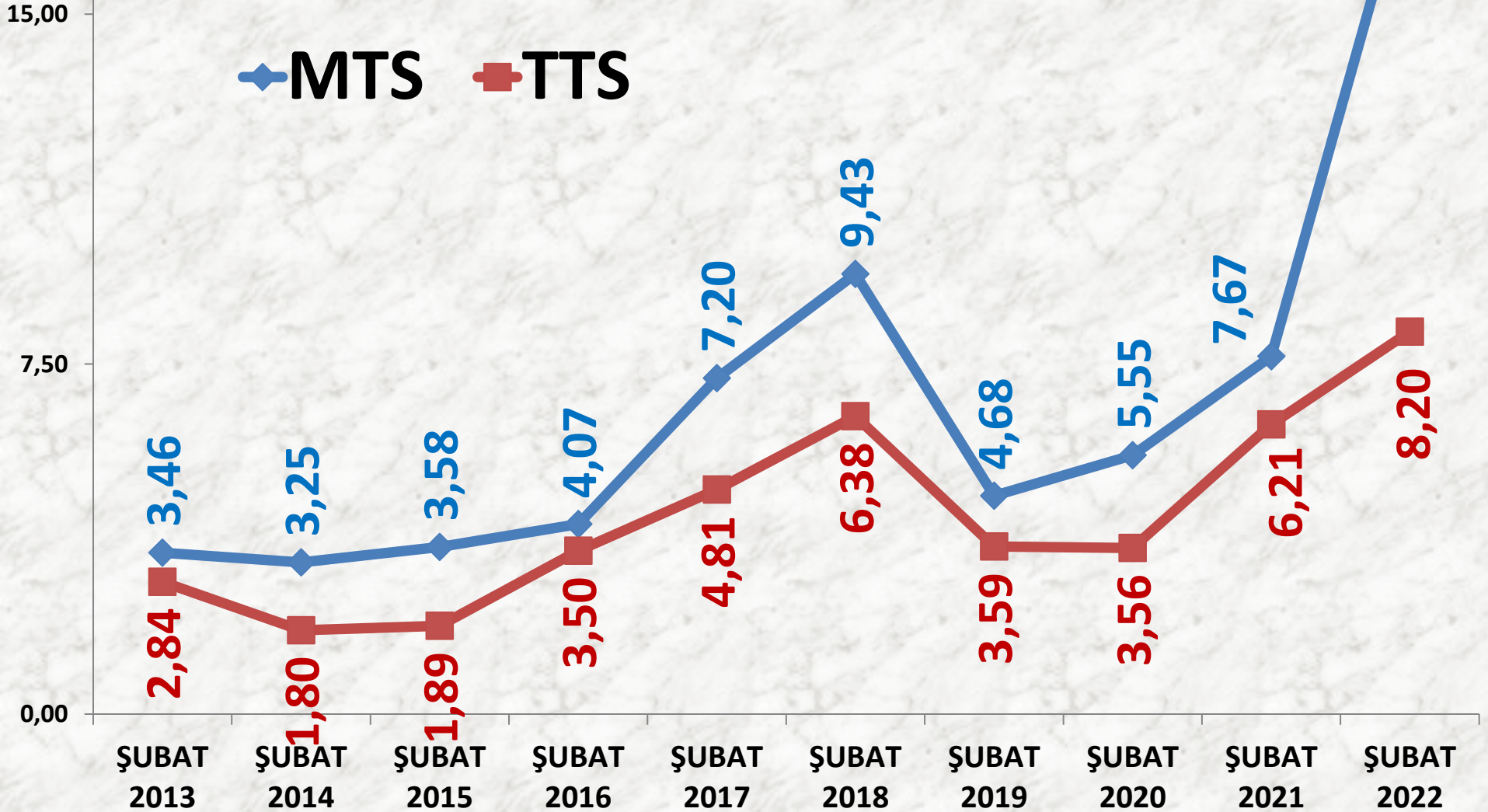
YILLIK TOPLAM NOHUT İŞLEM MİKTARI (TON)

■ TTS

■ MTS



ŞUBAT AYLARI NOHUT FİYAT ORT. (TL)



BEYAZ LEBLEBİ

LEBLEBİ BEYAZ 8,50 mm

İŞLEM MİKTARI(TON)	2020 ŞUBAT	2021 ŞUBAT		2022 ŞUBAT	
TTS	6 TON	17%	7 TON	5%	7 TON

LEBLEBİ BEYAZ 9 mm

İŞLEM MİKTARI (TON)	2020 ŞUBAT	2021 ŞUBAT		2022 ŞUBAT	
TTS	66 TON	29%	85 TON	-19%	69 TON

BEYAZ LEBLEBİ

LEBLEBİ BEYAZ 9+ 9,50 mm

İŞLEM MİKTARI (TON)	2020 ŞUBAT	2021 ŞUBAT		2022 ŞUBAT	
TTS	77 TON	-43%	44 TON	-46%	24 TON

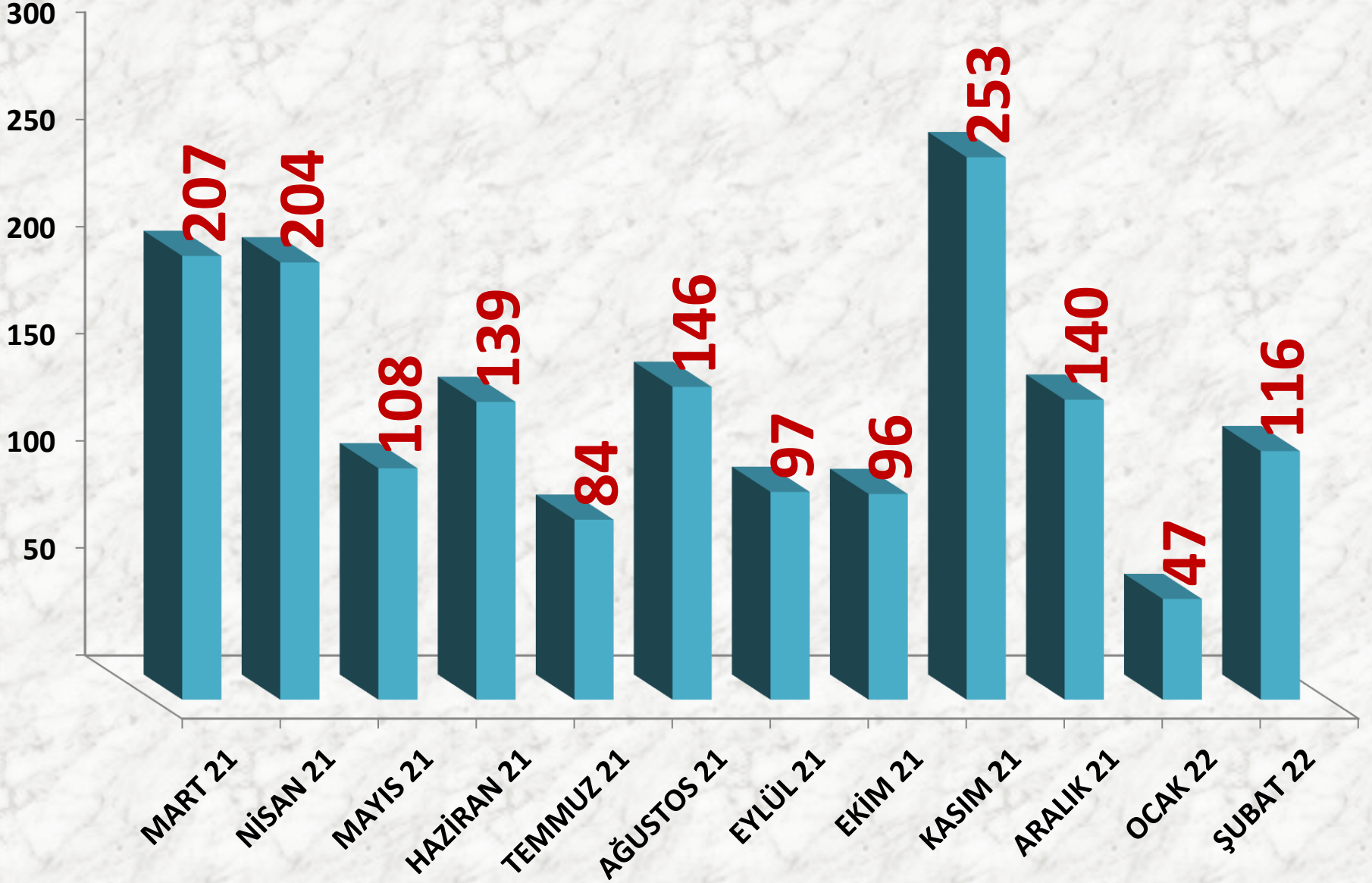
LEBLEBİ BEYAZ Elenti

İŞLEM MİKTARI (TON)	2020 ŞUBAT	2021 ŞUBAT		2022 ŞUBAT	
TTS	18 TON	-100%	0	-	16 TON

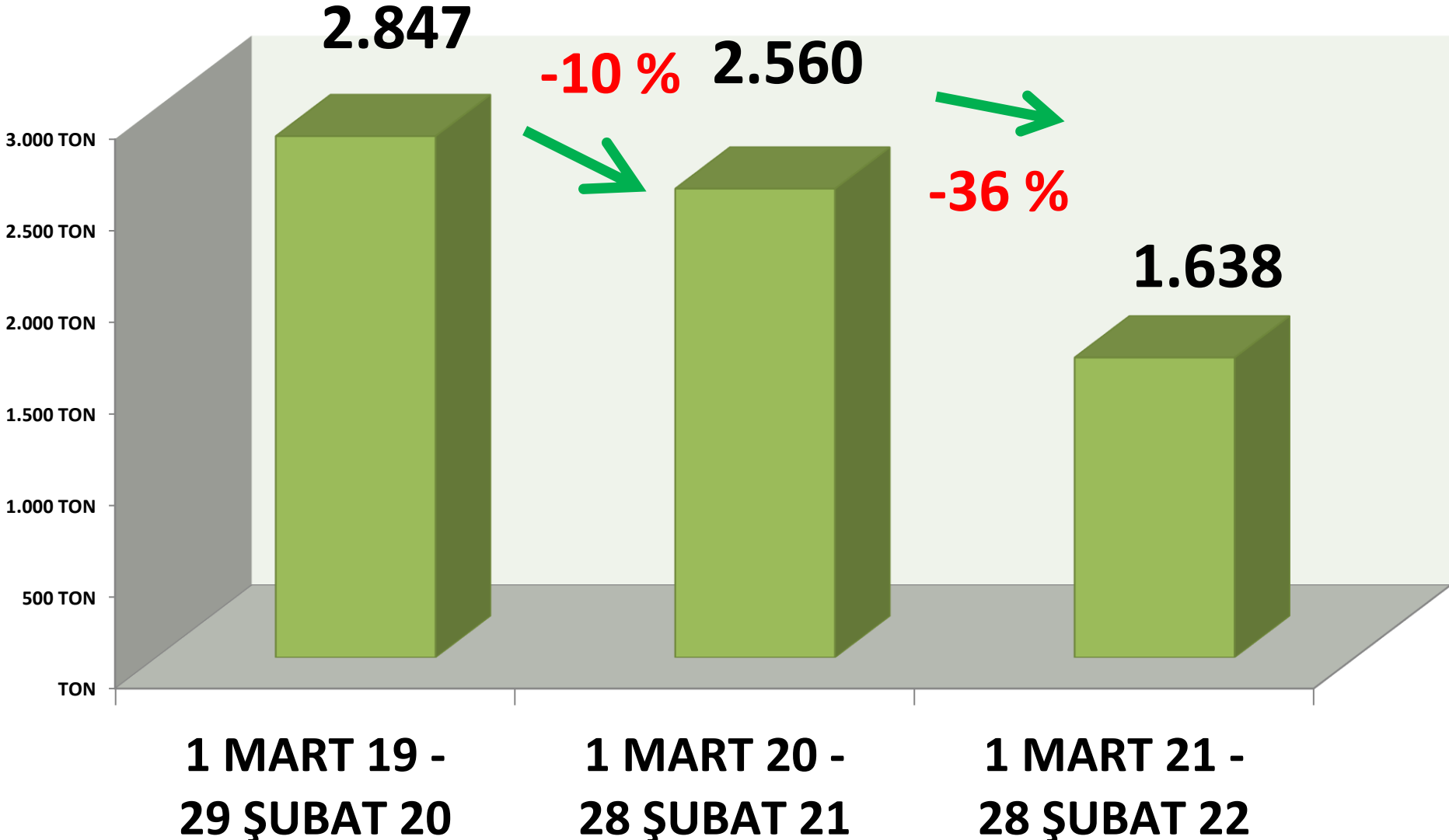
LEBLEBİ BEYAZ TOPLAM

<u>İŞLEM MİKTARI</u> <u>(TON)</u>	<u>2020 ŞUBAT</u>	<u>2021 ŞUBAT</u>		<u>2022 ŞUBAT</u>	
<u>TTS</u>	<u>167 TON</u>	<u>-19%</u>	<u>136 TON</u>	<u>-15%</u>	<u>116 TON</u>

Leblebi Beyaz İşlem Miktarı (Ton)



YILLIK TOPLAM BEYAZ LEBLEBİ İŞLEM MİKTARI (TON)



LEBLEBİ BEYAZ 8,50 mm FİYATLARI

	2020 ŞUBAT	2021 ŞUBAT		2022 ŞUBAT	
EN AZ	5,00 TL	44%	7,20 TL	39%	10,00 TL
EN ÇOK	7,92 TL	-9%	7,20 TL	53%	11,00 TL
ORTALAMA	6,75 TL	7%	7,20 TL	48%	10,64 TL

LEBLEBİ BEYAZ 9 mm FİYATLARI

	2020 ŞUBAT	2021 ŞUBAT		2022 ŞUBAT	
EN AZ	11,00 TL	5%	11,50 TL	74%	20,00 TL
EN ÇOK	16,00 TL	-6%	15,00 TL	120%	33,00 TL
ORTALAMA	12,11 TL	18%	14,32 TL	80%	25,74 TL

LEBLEBİ BEYAZ 9+ 9,50 mm FİYATLARI

	2020 ŞUBAT	2021 ŞUBAT		2022 ŞUBAT	
EN AZ	8,00 TL	0%	8,00 TL	100%	16,00 TL
EN ÇOK	11,00 TL	0%	11,00 TL	64%	18,00 TL
ORTALAMA	8,91 TL	7%	9,50 TL	76%	16,69 TL

LEBLEBİ BEYAZ ELENTİ FİYATLARI

	2020 ŞUBAT	2021 ŞUBAT		2022 ŞUBAT	
ORTALAMA	2,20 TL	-	-	-	8,31 TL

SARI LEBLEBİ

LEBLEBİ SARI 9 mm

İŞLEM MİKTARI (TON)	2020 ŞUBAT	2021 ŞUBAT		2022 ŞUBAT	
TTS	387 TON	-67%	126 TON	-61%	49 TON

LEBLEBİ SARI 9,50 mm

İŞLEM MİKTARI (TON)	2020 ŞUBAT	2021 ŞUBAT		2022 ŞUBAT	
TTS	779 TON	-84%	126 TON	-83%	22 TON

LEBLEBİ SARI 9,75 mm

İŞLEM MİKTARI (TON)	2020 ŞUBAT	2021 ŞUBAT		2022 ŞUBAT	
TTS	169 TON	210%	524 TON	-77%	121 TON

LEBLEBİ SARI 10 mm

İŞLEM MİKTARI (TON)	2020 ŞUBAT	2021 ŞUBAT		2022 ŞUBAT	
TTS	149 TON	106%	307 TON	73%	531 TON

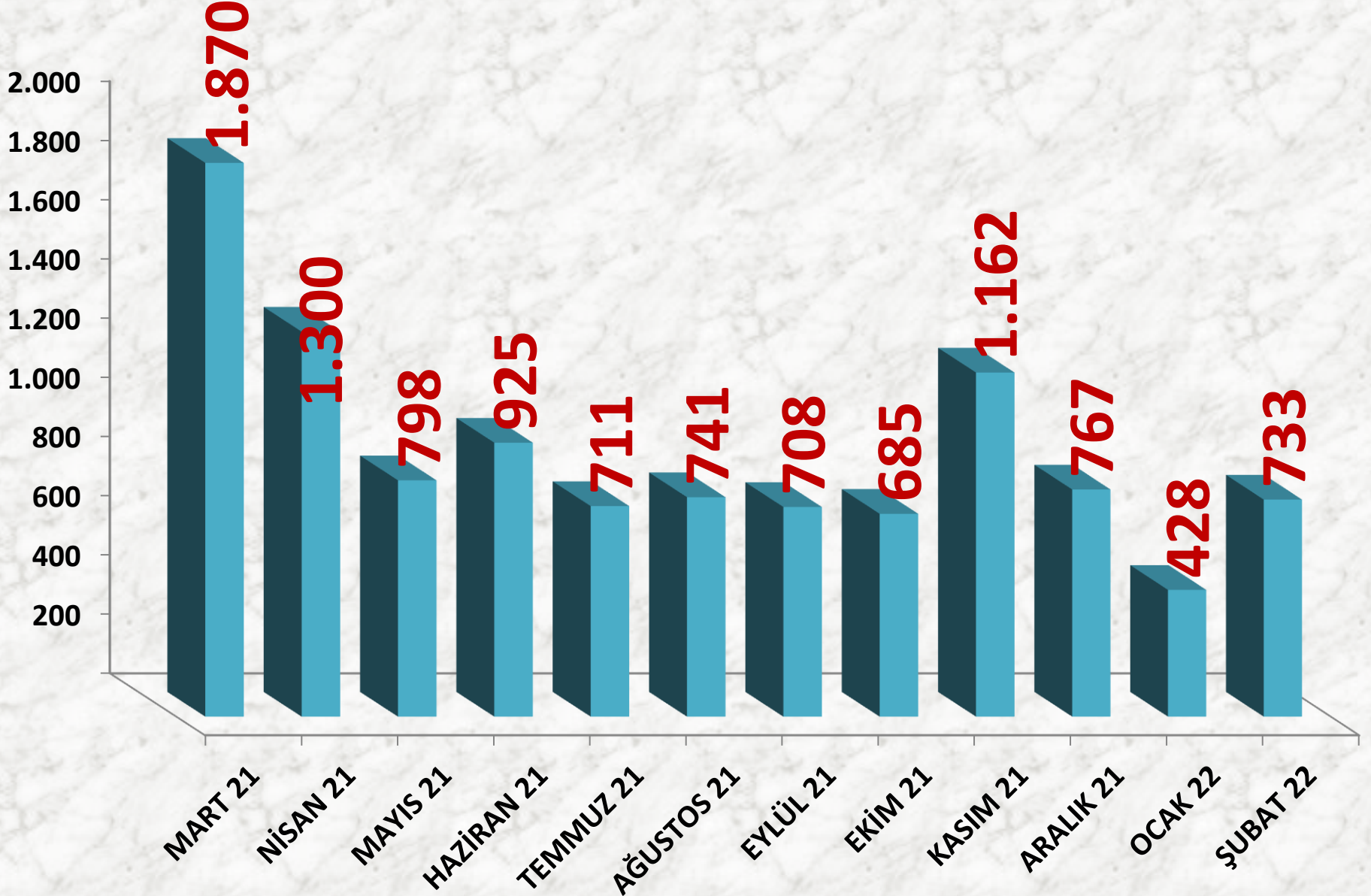
LEBLEBİ SARI Kalburaltı

İŞLEM MİKTARI (TON)	2020 ŞUBAT	2021 ŞUBAT		2022 ŞUBAT	
TTS	3 TON	33%	4 TON	163%	11 TON

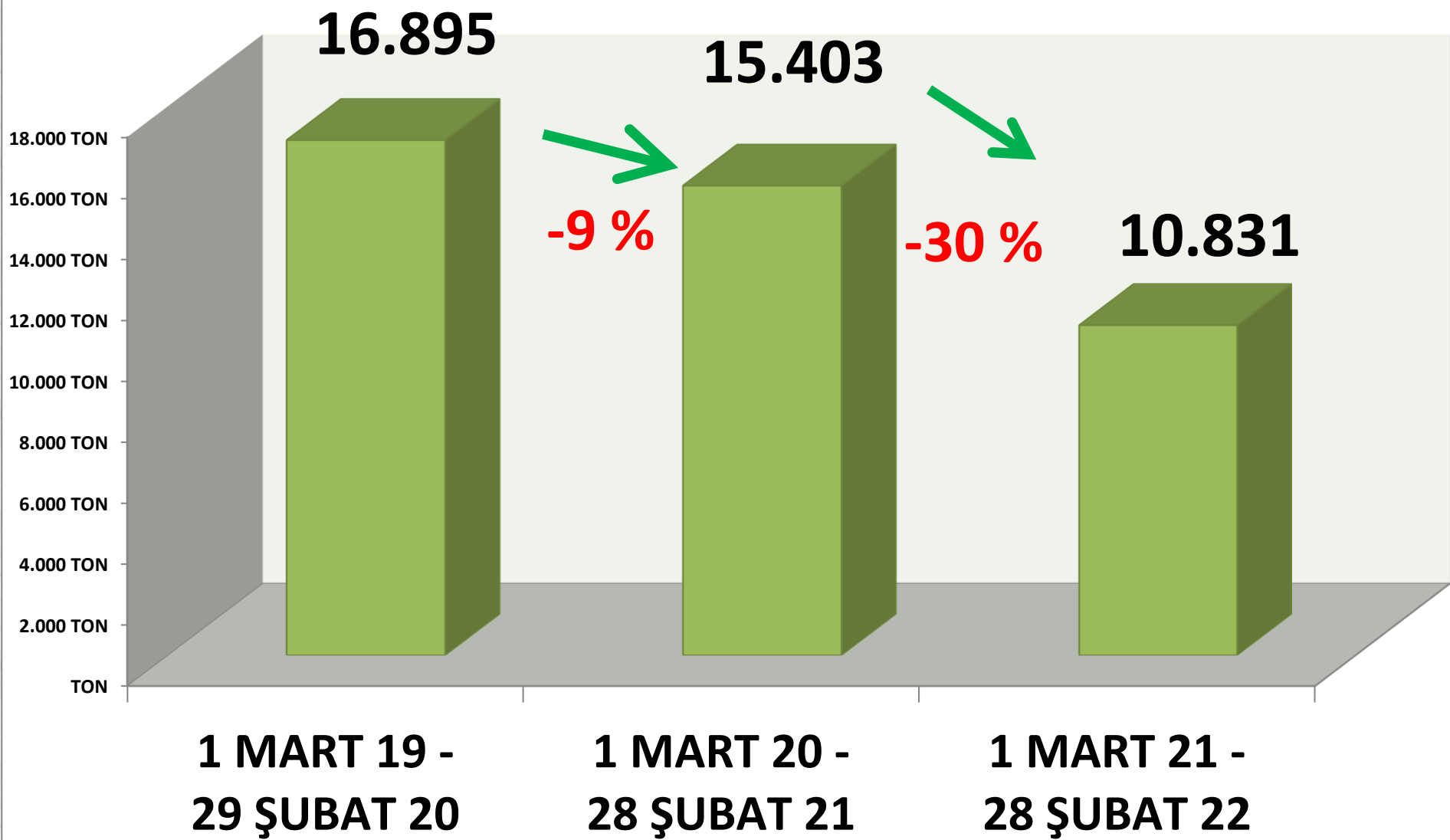
LEBLEBİ SARI TOPLAM

İŞLEM MİKTARI (TON)	<u>2020 ŞUBAT</u>	<u>2021 ŞUBAT</u>		<u>2022 ŞUBAT</u>	
<u>TTS</u>	<u>1.487 TON</u>	-27%	<u>1.087 TON</u>	-33%	<u>733 TON</u>

Leblebi Sarı İşlem Miktarı (Ton)



YILLIK TOPLAM SARI LEBLEBİ İŞLEM MİKTARI (TON)



LEBLEBİ SARI 9 mm FİYATLARI

	2020 ŞUBAT	2021 ŞUBAT		2022 ŞUBAT	
EN AZ	5,50 TL	-9%	5,00 TL	82%	9,10 TL
EN ÇOK	8,00 TL	-13%	7,00 TL	71%	12,00 TL
ORTALAMA	7,19 TL	-7%	6,69 TL	39%	9,29 TL

LEBLEBİ SARI 9,50 mm FİYATLARI

	2020 ŞUBAT	2021 ŞUBAT		2022 ŞUBAT	
EN AZ	8,00 TL	-13%	7,00 TL	107%	14,50 TL
EN ÇOK	10,00 TL	-12%	8,80 TL	70%	15,00 TL
ORTALAMA	8,84 TL	-6%	8,32 TL	79%	14,90 TL

LEBLEBİ SARI 9,75 mm FİYATLARI

	2020 ŞUBAT	2021 ŞUBAT		2022 ŞUBAT	
EN AZ	10,00 TL	-10%	9,00 TL	80%	16,20 TL
EN ÇOK	11,00 TL	0%	11,00 TL	64%	18,00 TL
ORTALAMA	10,51 TL	-6%	9,84 TL	70%	16,76 TL

LEBLEBİ SARI 10 mm FİYATLARI

	2020 ŞUBAT	2021 ŞUBAT		2022 ŞUBAT	
EN AZ	11,50 TL	-4%	11,00 TL	68%	18,50 TL
EN ÇOK	16,00 TL	0%	16,00 TL	125%	36,00 TL
ORTALAMA	12,59 TL	4%	13,09 TL	75%	22,91 TL

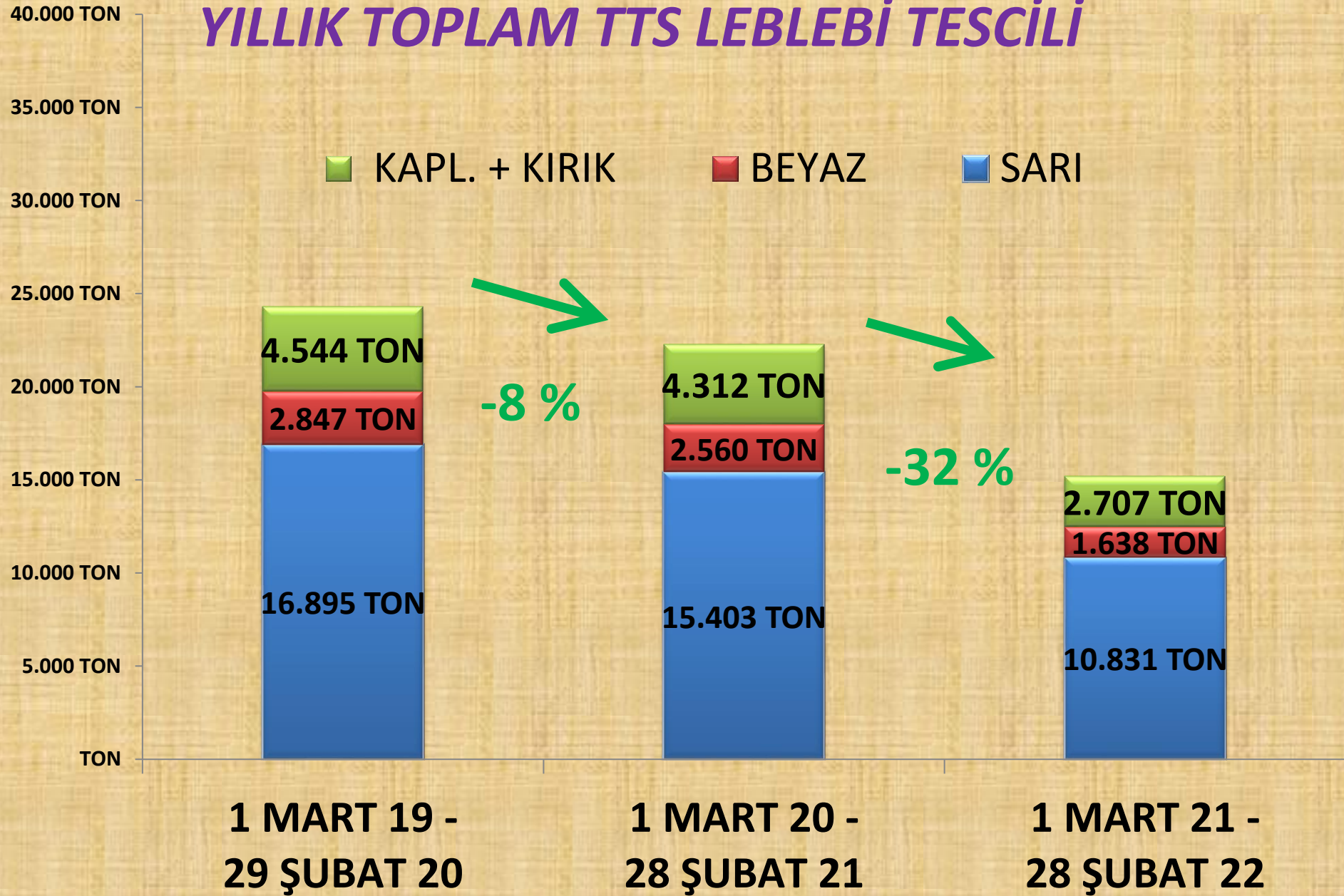
LEBLEBİ SARI Kalburaltı FİYATLARI

	2020 ŞUBAT	2021 ŞUBAT		2022 ŞUBAT	
ORTALAMA	4,00 TL	10%	4,38 TL	94%	8,48 TL

YILLIK YURTIÇI TOPLAM LEBLEBİ İŞLEM MİKTARI

MİKTAR	1 MART 2019 – 29 ŞUBAT 2020	1 MART 2020 – 28 ŞUBAT 2021		1 MART 2021 – 28 ŞUBAT 2022	
SARI	16.895 TON	-9%	15.403 TON	-30%	10.831 TON
BEYAZ	2.847 TON	-10%	2.560 TON	-36%	1.638 TON
KAPL.+KIRIK	4.544 TON	-5%	4.312 TON	-37%	2.707 TON
<u>LEBLEBİ TOPLAM</u>	24.286 TON	-8%	22.276 TON	-32%	15.177 TON

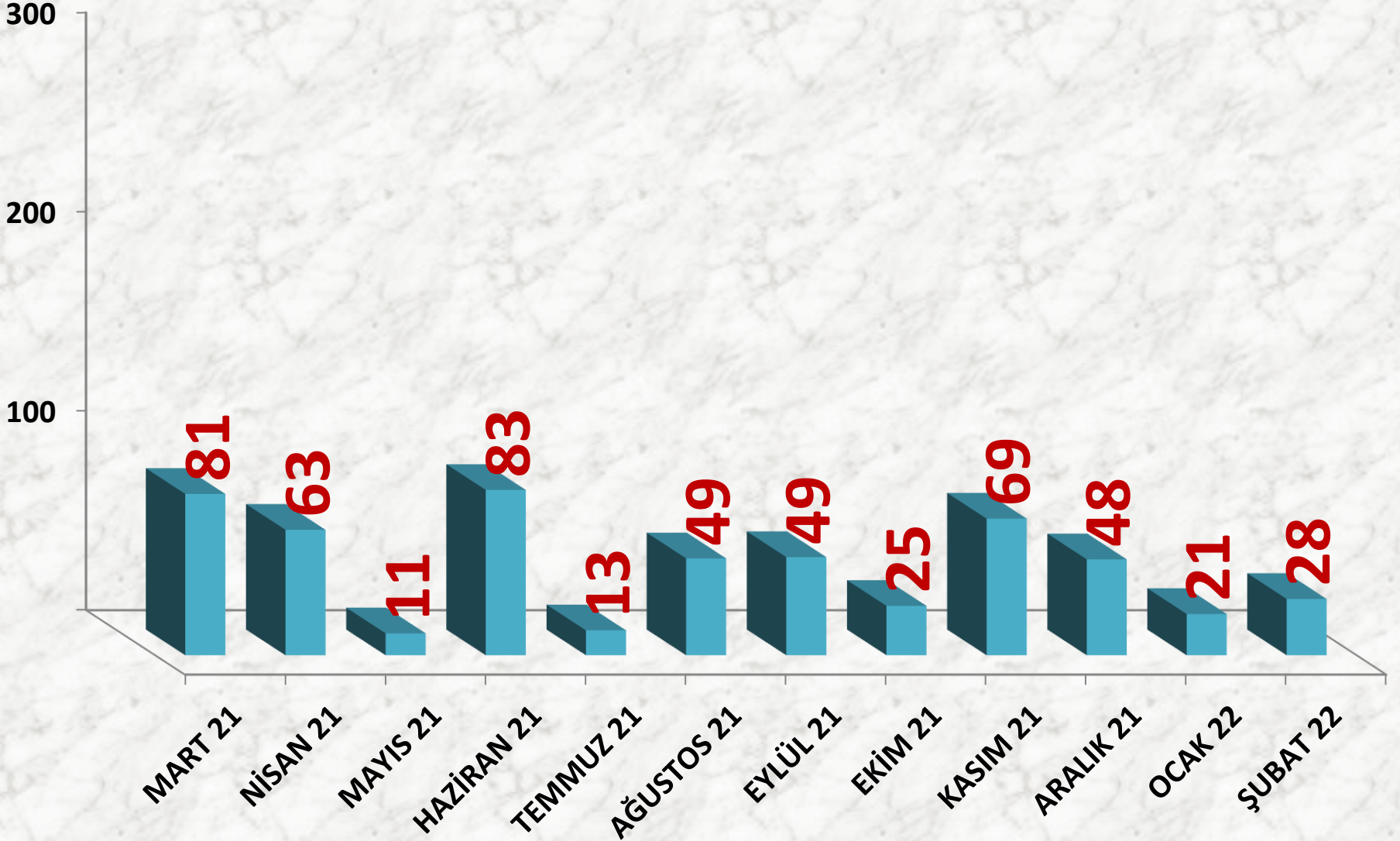
YILLIK TOPLAM TTS LEBLEBİ TESCİLİ

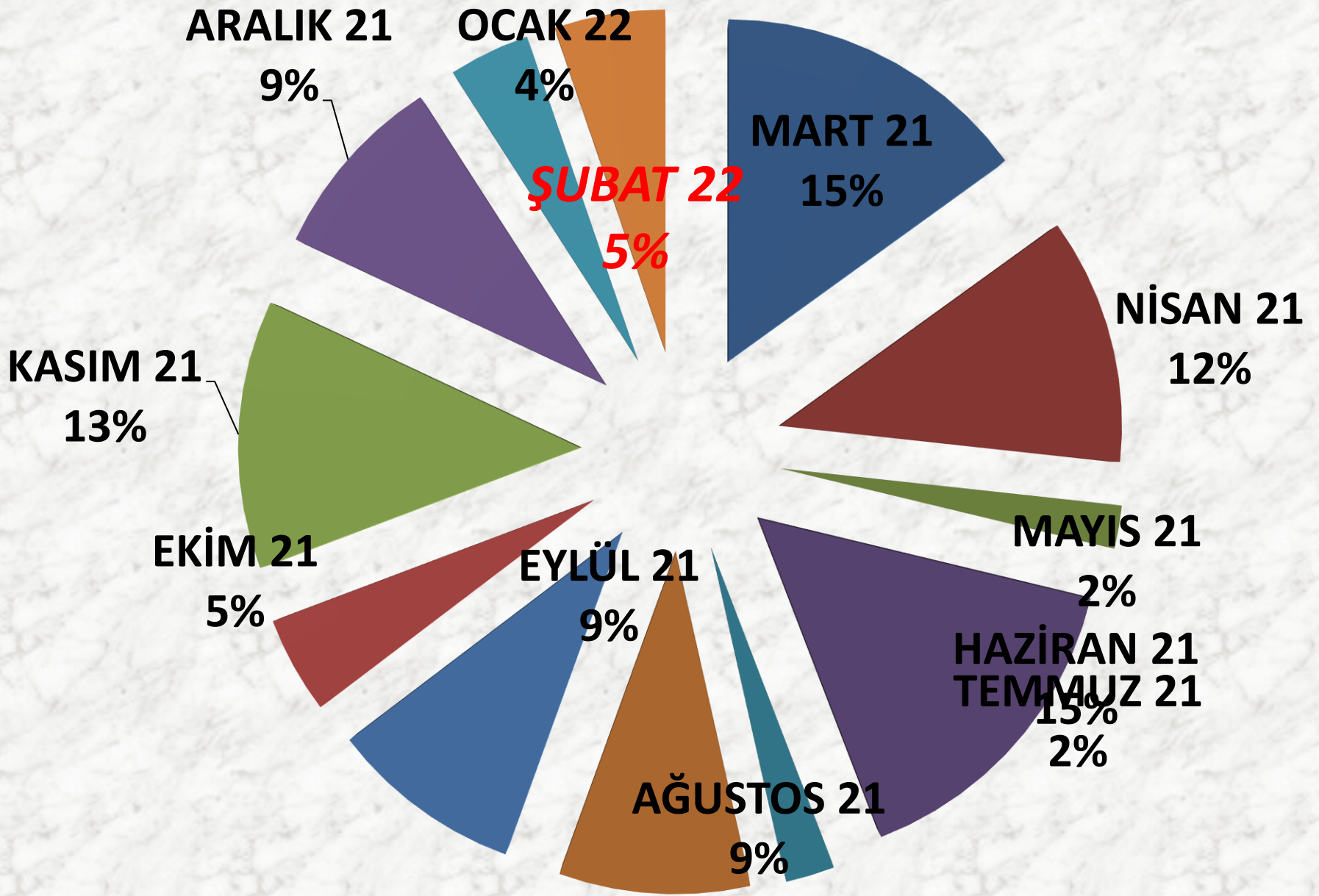


LEBLEBİ İHRACAT MİKTARLARI

2020 ŞUBAT		2021 ŞUBAT		2022 ŞUBAT	
SARI LEBLEBİ	95.560 kg.	SARI LEBLEBİ	46.636 kg.	SARI LEBLEBİ	21.940 kg.
BEYAZ LEBLEBİ	17.604 kg.	BEYAZ LEBLEBİ	16.680 kg.	BEYAZ LEBLEBİ	5.520 kg.
KAPLAMALI LEBLEBİ	5.883 kg.	KAPLAMALI LEBLEBİ	1.260 kg.	KAPLAMALI LEBLEBİ	-
KIRIK LEBLEBİ	2.000 kg.	KIRIK LEBLEBİ	2.000 kg.	KIRIK LEBLEBİ	-
LEBLEBİ KALBURALTI	4.480 kg.	LEBLEBİ KALBURALTI	5.000 kg.	LEBLEBİ KALBURALTI	800 kg.
LEBLEBİ UNU	-	LEBLEBİ UNU	-	LEBLEBİ UNU	-
<u>TOPLAM</u>	125.527 kg.	<u>TOPLAM</u>	71.576 kg.	<u>TOPLAM</u>	28.260 kg.

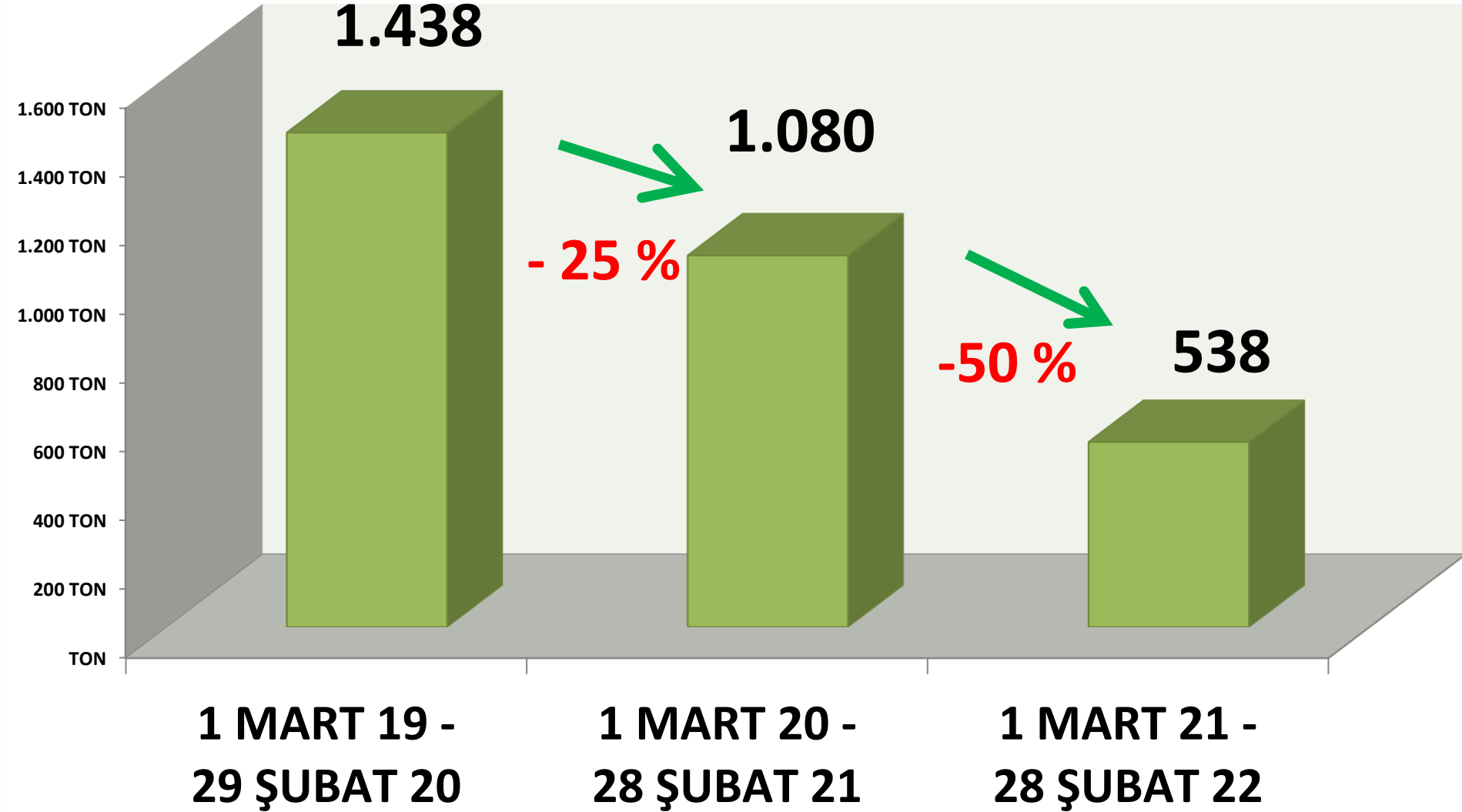
Leblebi İhracat (Ton)





AYLIK LEBLEBİ İHRACAT MİKTARI ORANLARI

YILLIK TOPLAM LEBLEBİ İHRACAT MİKTARI (TON)



AYÇEKİRDEĞİ

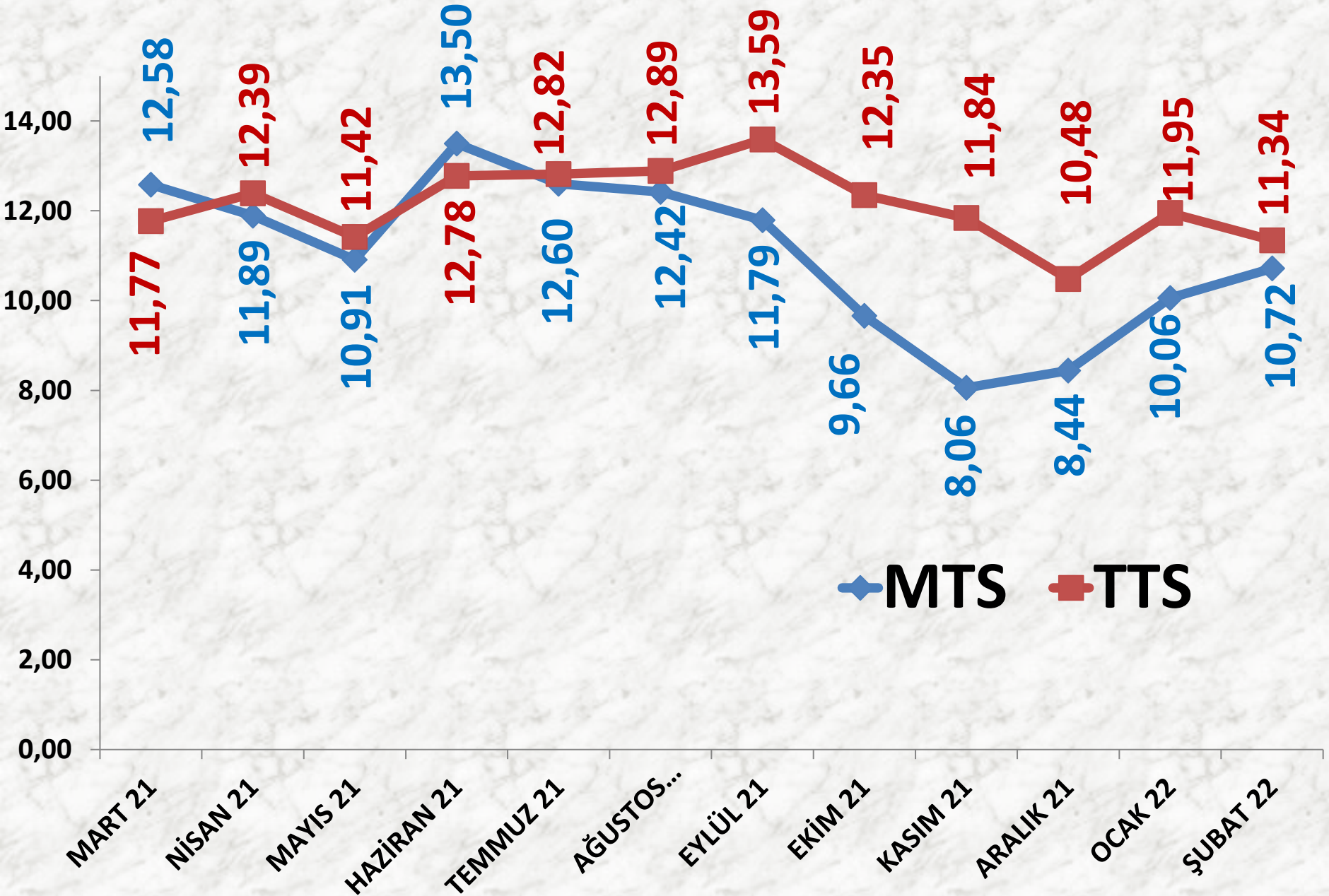
İŞLEM MİKTARI (TON)	2020 ŞUBAT	2021 ŞUBAT		2022 ŞUBAT	
MTS	790 TON	45%	1144 TON	-21%	906 TON
TTS	1148 TON	28%	1475 TON	43%	2106 TON

EN AZ FİYAT	2020 ŞUBAT	2021 ŞUBAT		2022 ŞUBAT	
MTS	6,20 TL	42%	8,79 TL	2%	9,00 TL
TTS	4,75 TL	92%	9,10 TL	-7%	8,50 TL

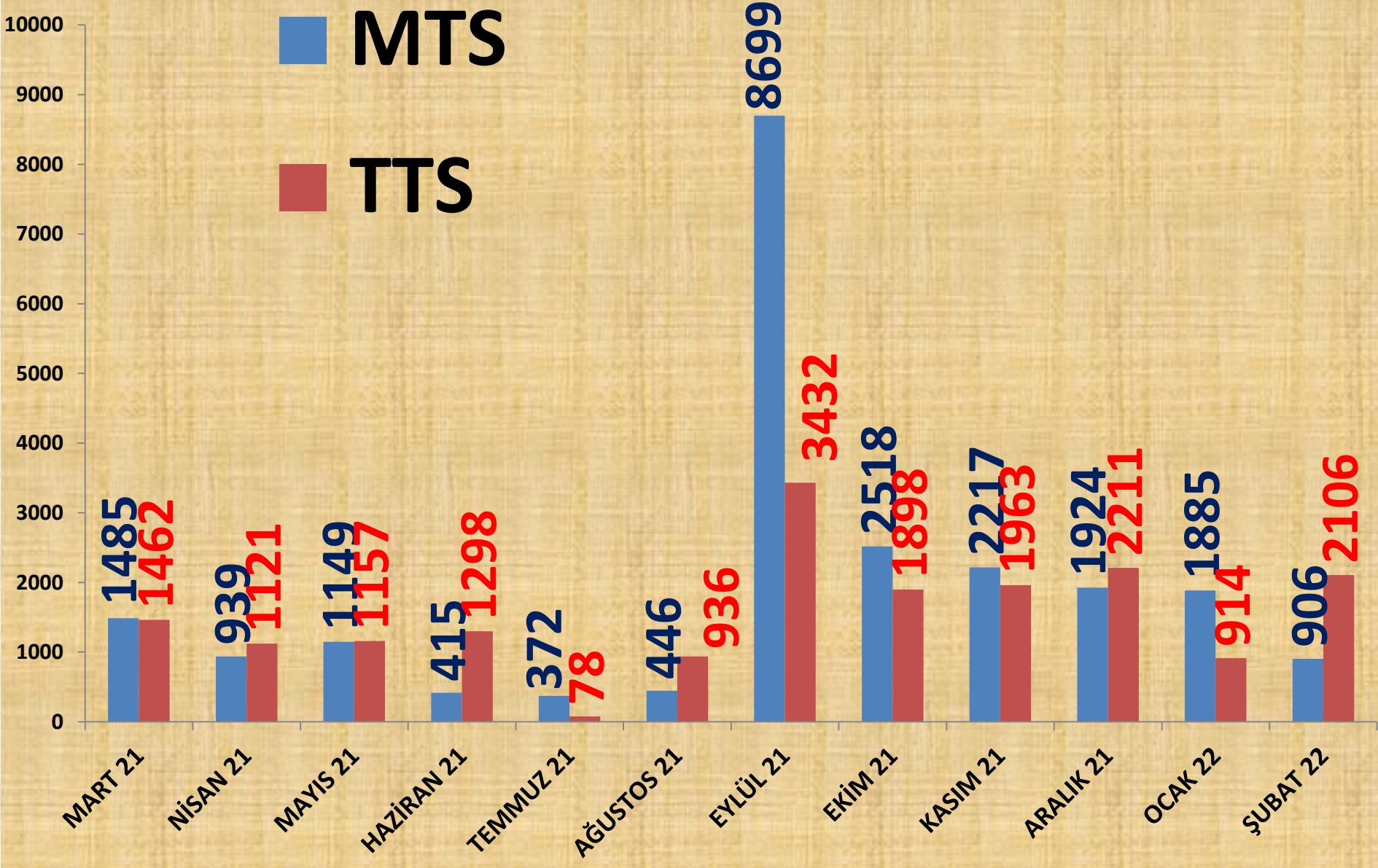
EN ÇOK FİYAT	2020 ŞUBAT	2021 ŞUBAT		2022 ŞUBAT	
MTS	11,85 TL	40%	16,58 TL	1%	16,77 TL
TTS	15,33 TL	-4%	14,75 TL	80%	26,50 TL

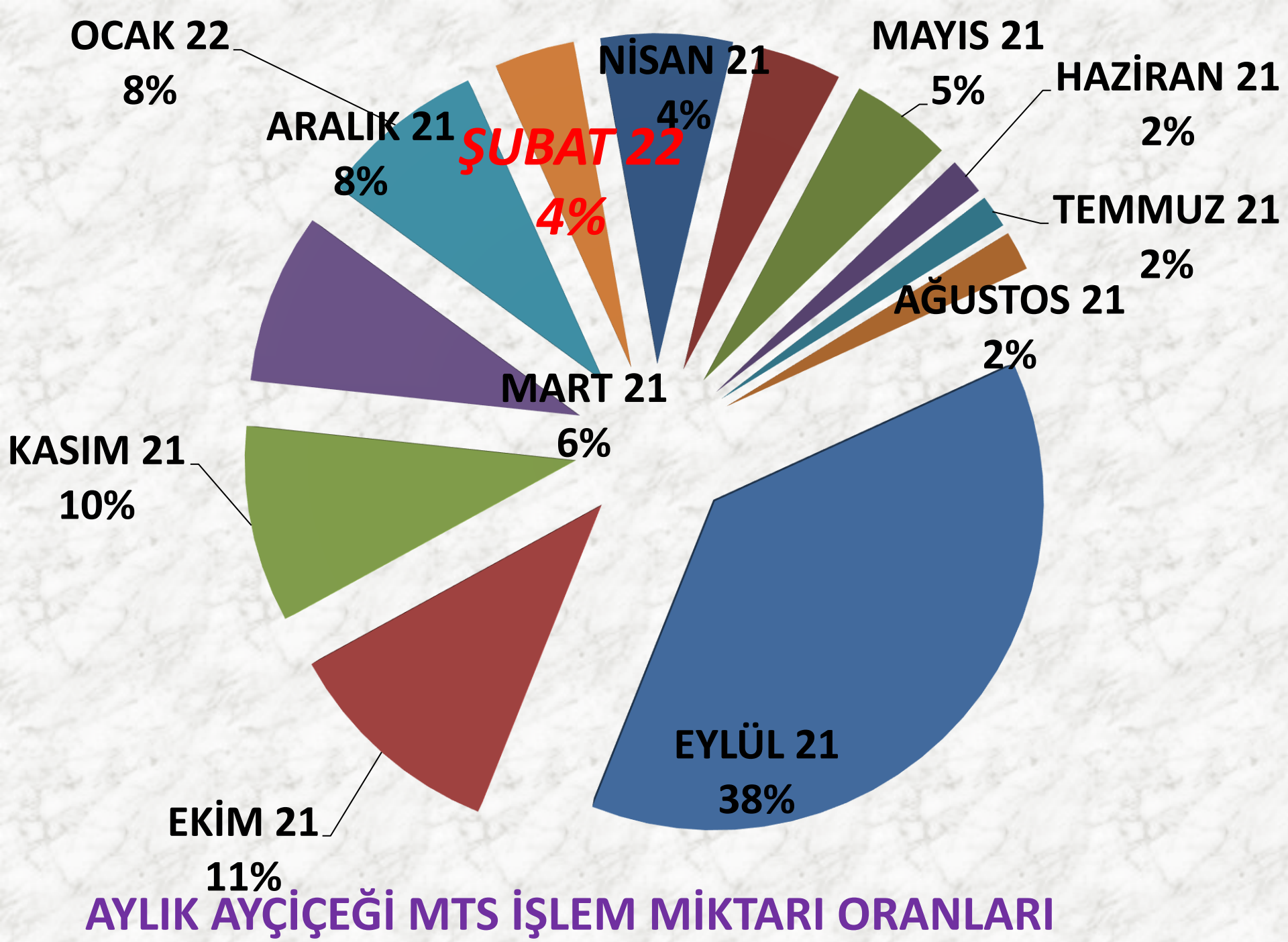
ORT. FİYAT	2020 ŞUBAT	2021 ŞUBAT		2022 ŞUBAT	
MTS	9,01 TL	36%	12,29 TL	-13%	10,72 TL
TTS	10,08 TL	33%	13,41 TL	-15%	11,34 TL

AYLIK AYÇİÇEĞİ FİYAT TRENDİ (TL)



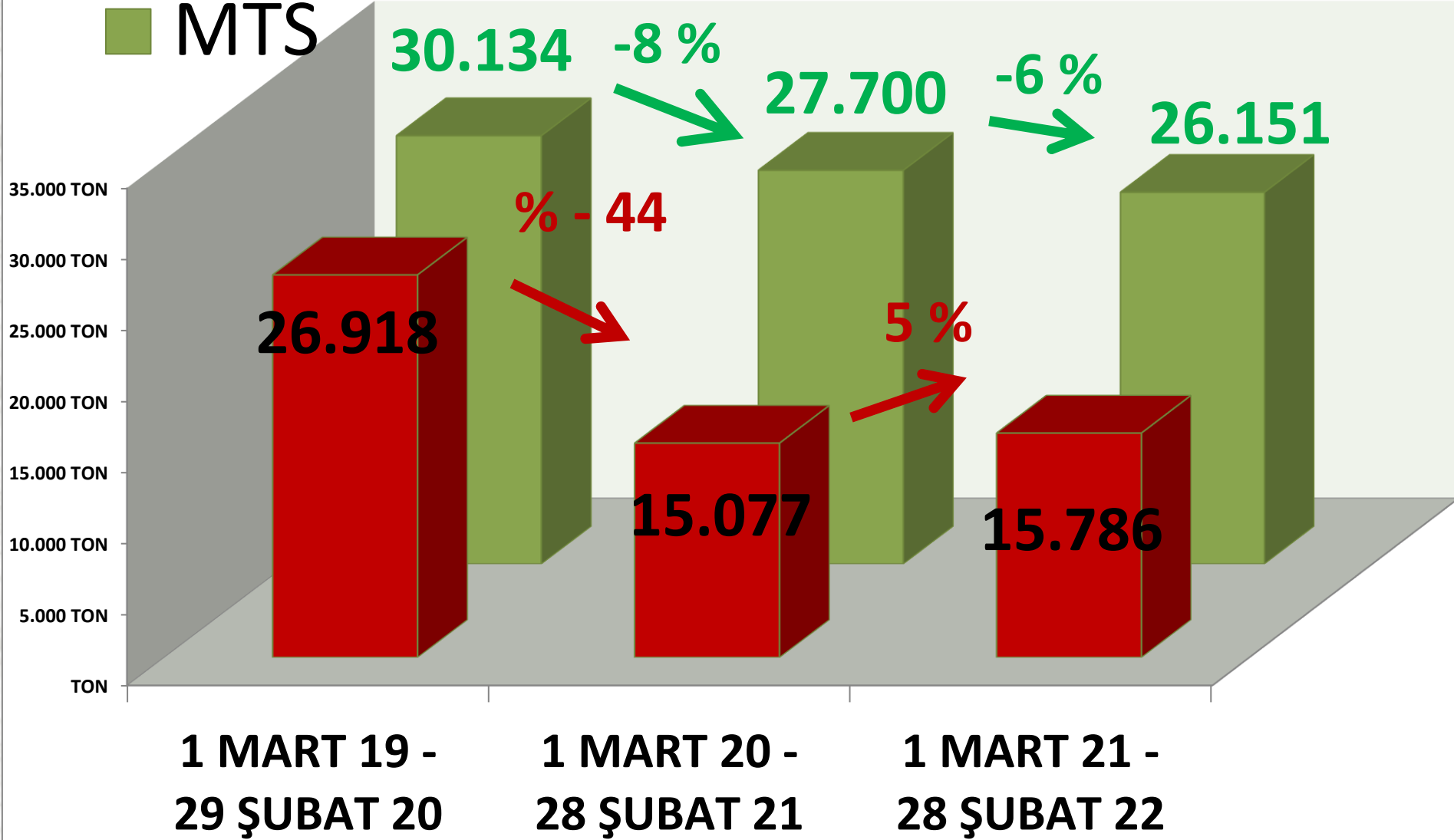
AYLIK AYÇİÇEĞİ İŞLEM MİKTARI (TON)



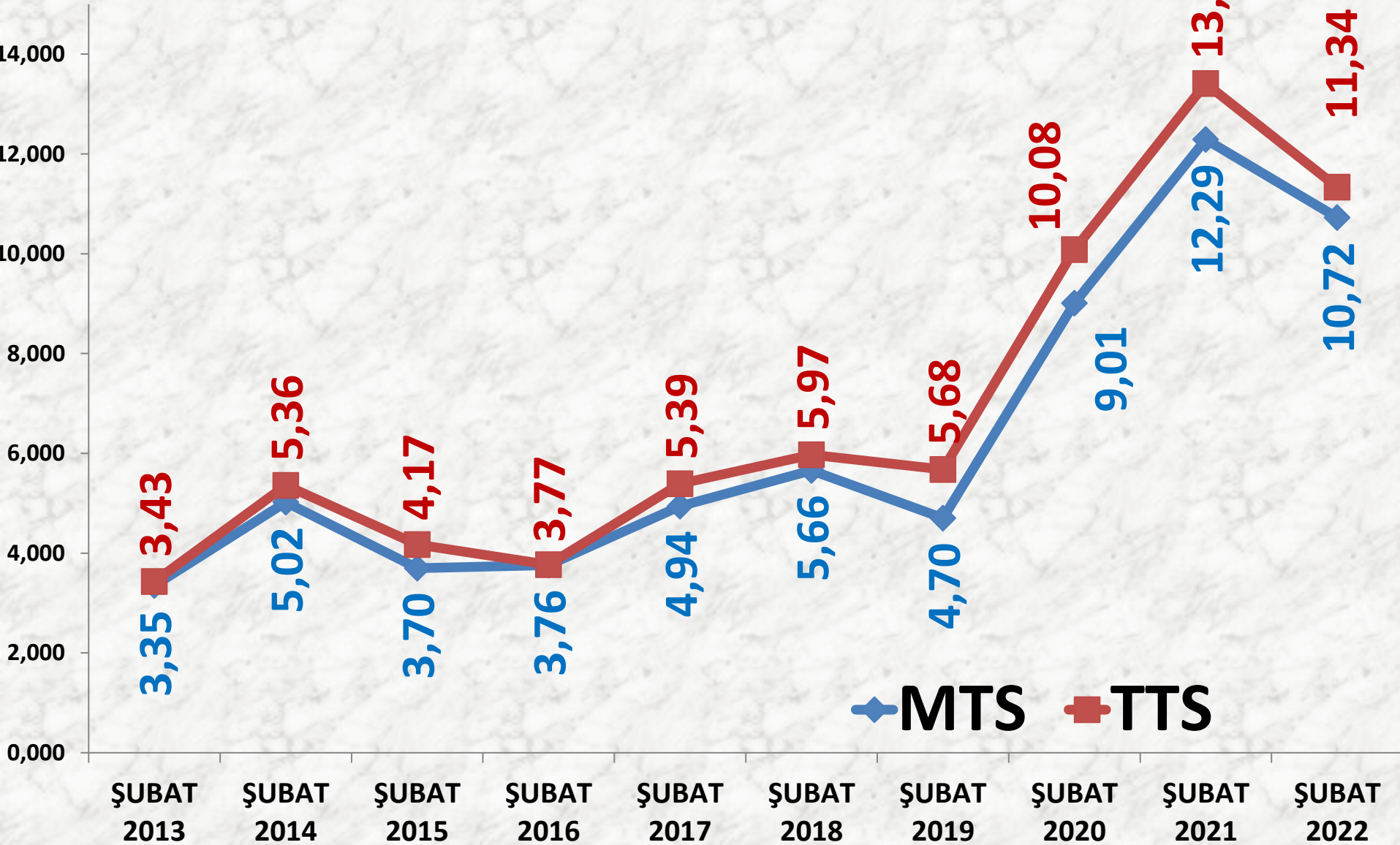


TTS YILLIK TOPLAM AYÇIĞEĞİ İŞLEM MİKTARI (TON)

■ TTS
■ MTS

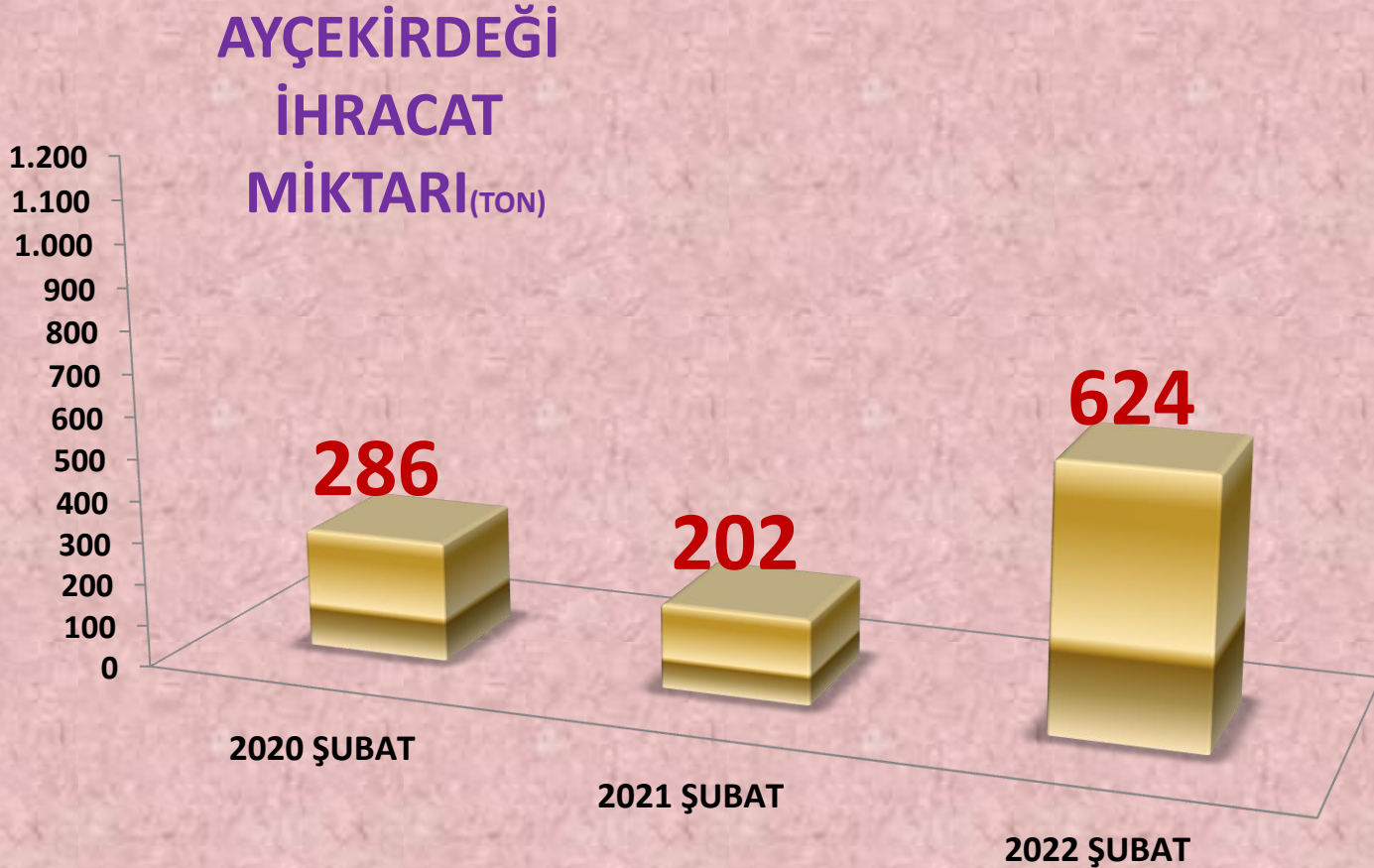


ŞUBAT AYLARI AYÇİÇEĞİ FİYAT ORT. (TL)

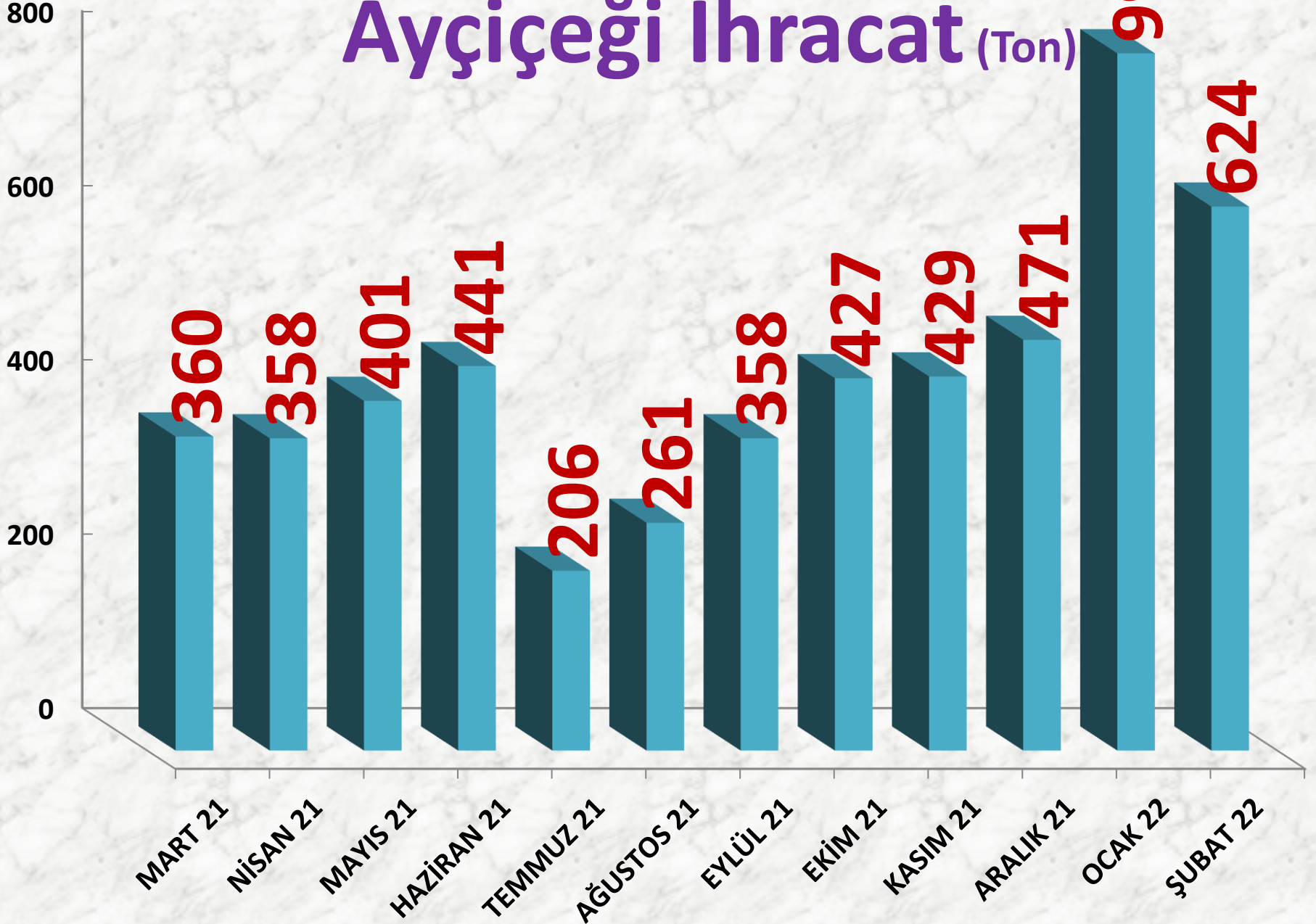


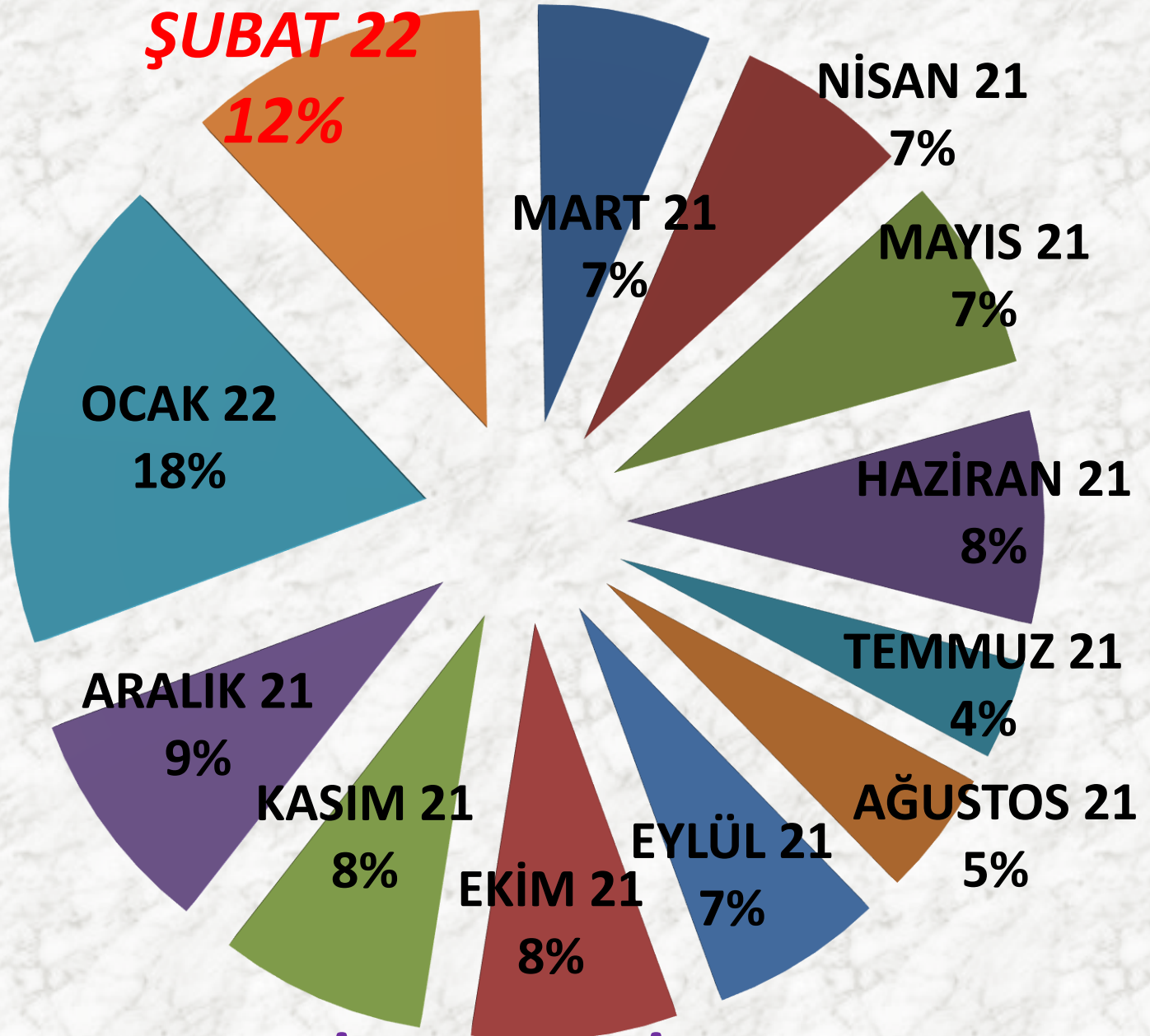
AYÇEKİRDEĞİ İHRACATI

İŞLEM HACMİ TON	2020 ŞUBAT	2021 ŞUBAT		2022 ŞUBAT	
TTS	286 TON	-29%	202 TON	210%	624 TON



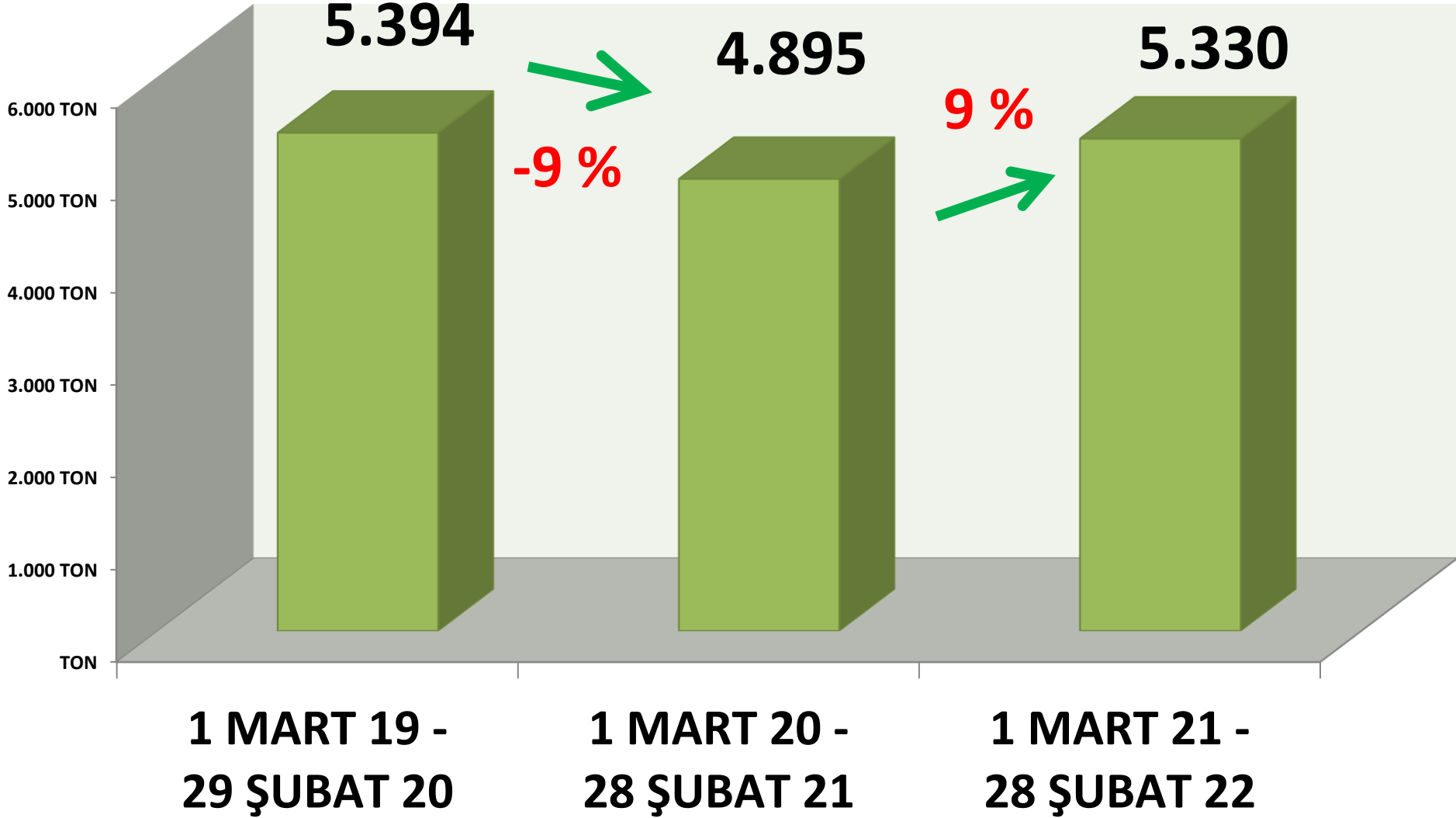
Ayçiçeği İhracat (Ton)





Aylık Ayçiçeği İhracat Miktarı Oranları

YILLIK TOPLAM AYÇIĞEĞİ İHRACAT MİKTARI (TON)



SÜT

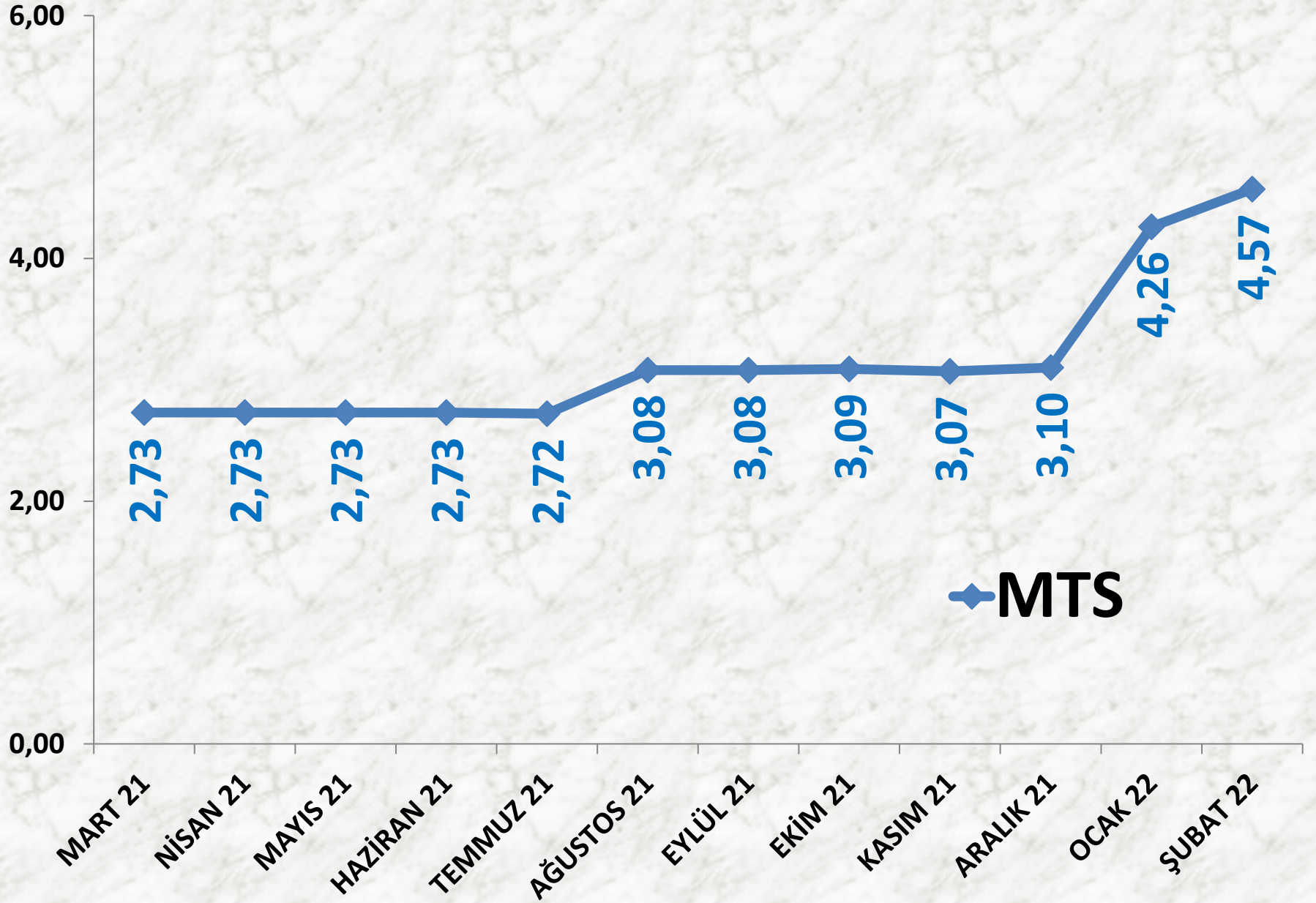
İŞLEM MİKTARI (M ³)	2020 ŞUBAT		2021 ŞUBAT		2022 ŞUBAT	
	MTS	29.854 M ³	4%	31.040 M ³	1%	31.263 M ³

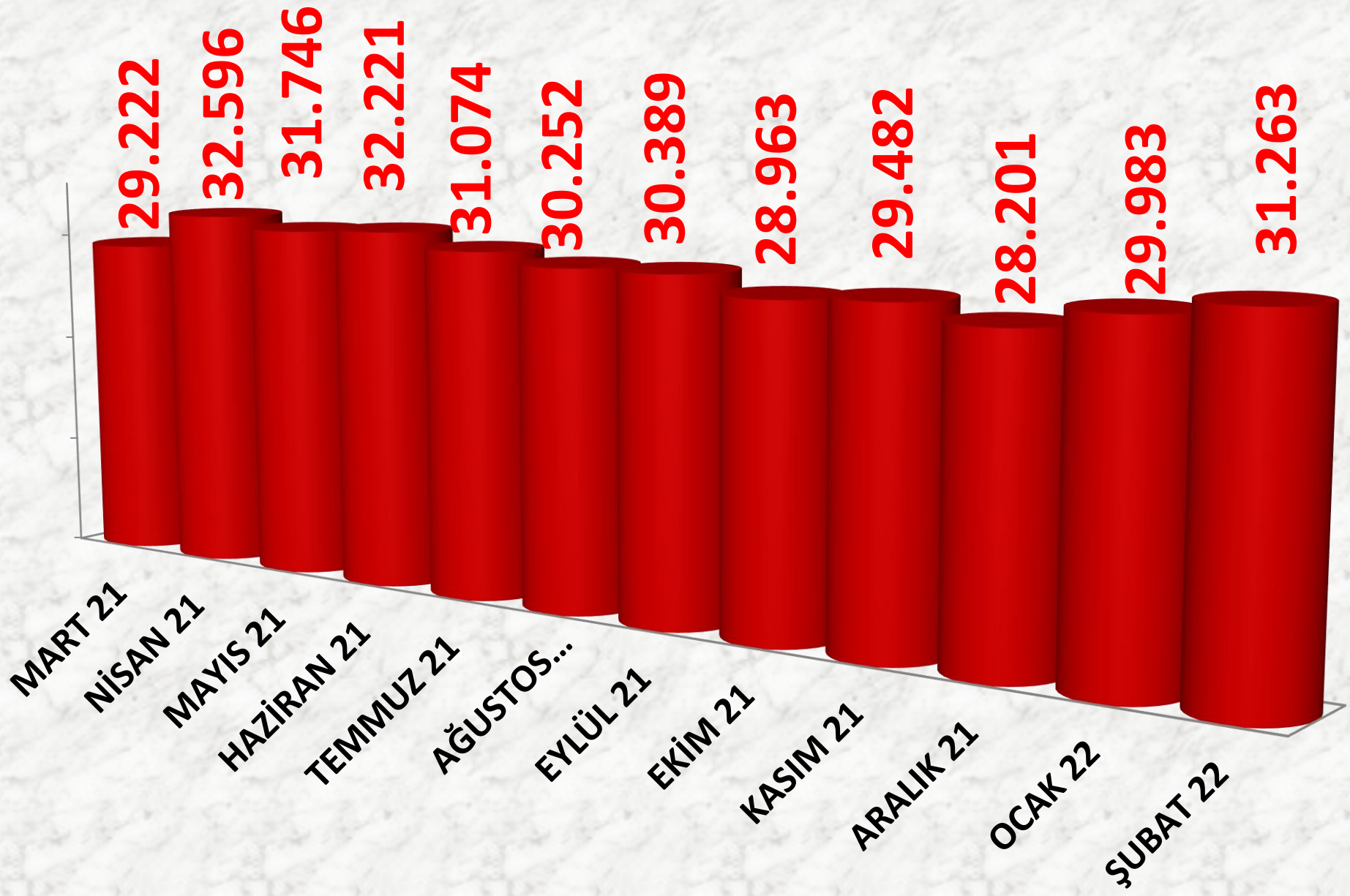
EN AZ FİYAT	2020 ŞUBAT		2021 ŞUBAT		2022 ŞUBAT	
	MTS	1,85 TL	16%	2,14 TL	55%	3,32 TL

EN ÇOK FİYAT	2020 ŞUBAT		2021 ŞUBAT		2022 ŞUBAT	
	MTS	2,40 TL	38%	3,31 TL	102%	6,69 TL

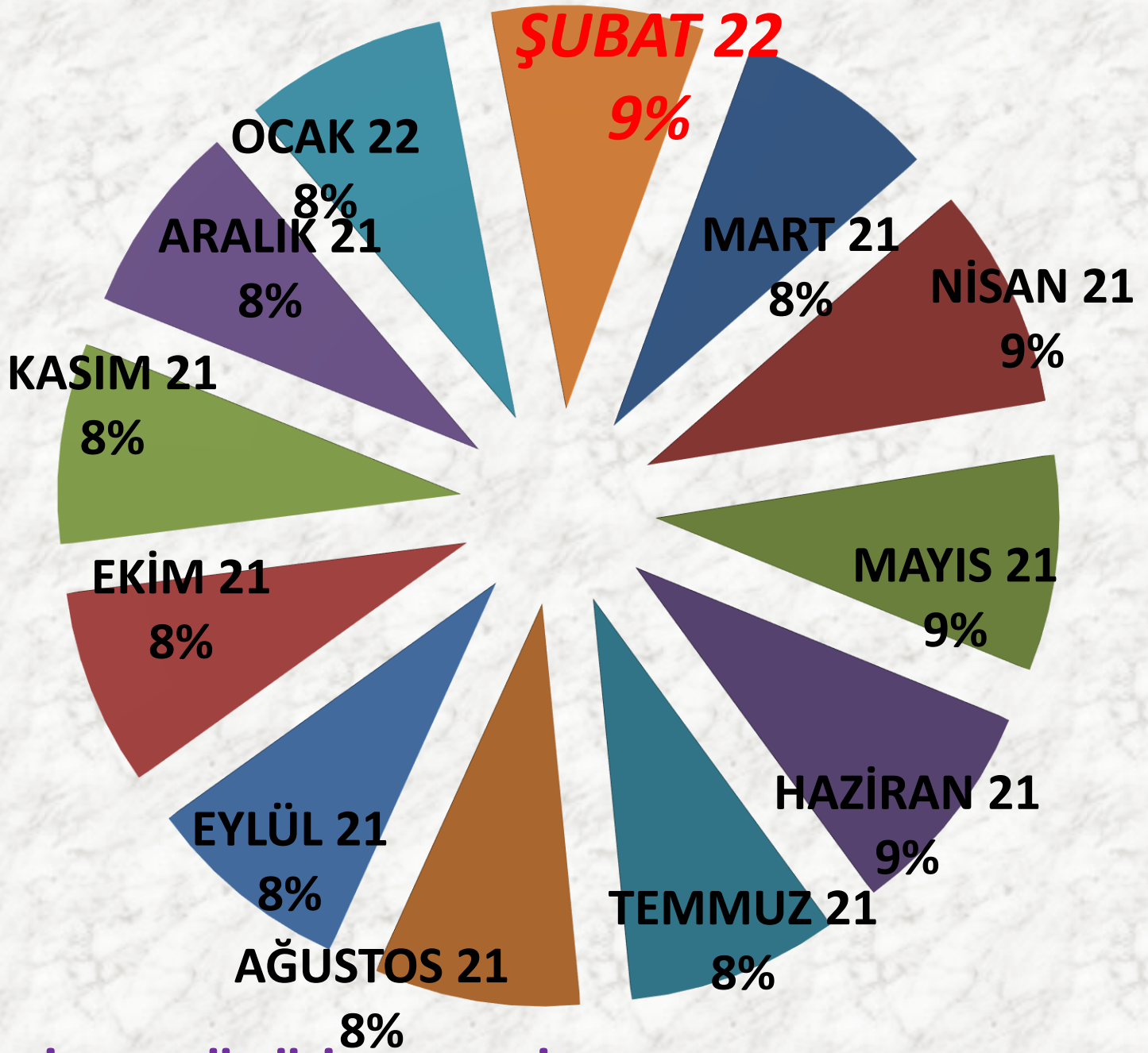
ORTALAMA FİYAT	2020 ŞUBAT		2021 ŞUBAT		2022 ŞUBAT	
	MTS	2,23 TL	22%	2,72 TL	68%	4,57 TL

AYLIK İNEK SÜTÜ FİYAT TRENDİ (TL)





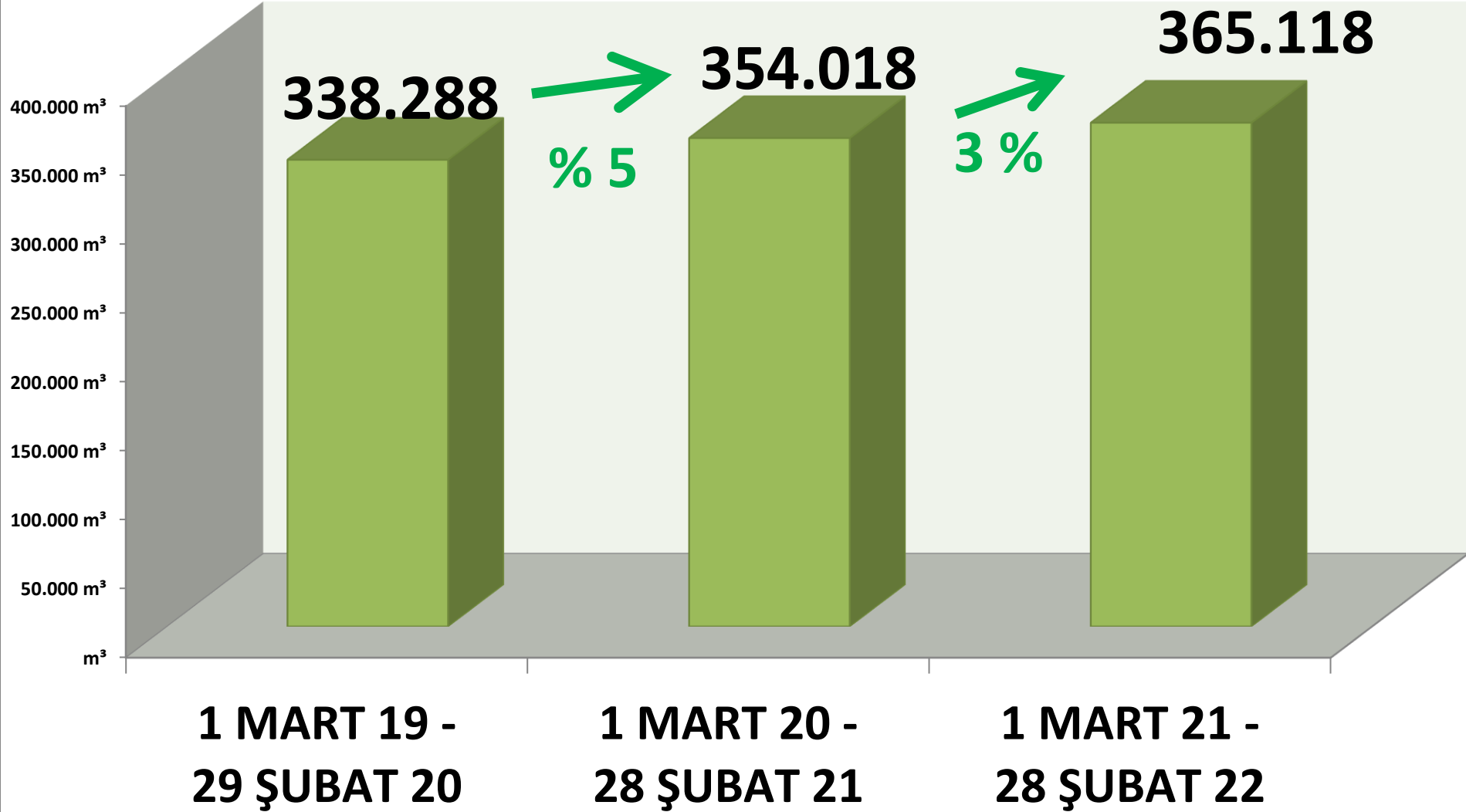
AYLIK SÜT İŞLEM MİKTARI (M³)



AYLIK MTS İNEK SÜTÜ İŞLEM MİKTARI ORANLARI

YILLIK TOPLAM İNEK SÜTÜ İŞLEM MİKTARI (M³)

■ MTS



BEYAZ HAŞHAŞ

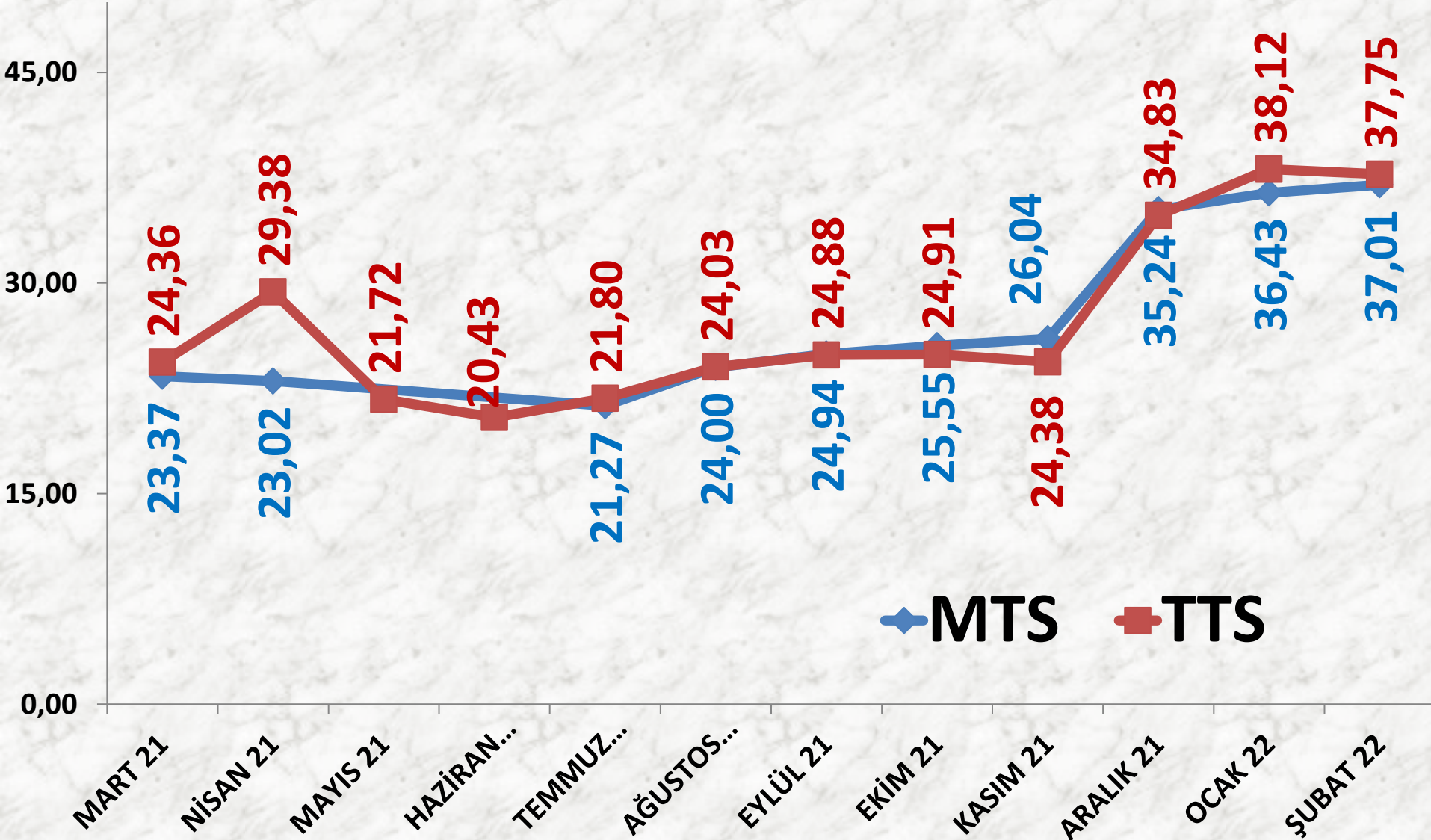
İŞLEM MİKTARI (TON)	2020 ŞUBAT	2021 ŞUBAT		2022 ŞUBAT	
MTS	2 TON	1954%	33 TON	1466%	511 TON
TTS	109 TON	-30%	76 TON	476%	437 TON

EN AZ FİYAT	2020 ŞUBAT	2021 ŞUBAT		2022 ŞUBAT	
MTS	17,79 TL	39%	24,70 TL	21%	30,00 TL
TTS	20,00 TL	25%	25,00 TL	40%	35,00 TL

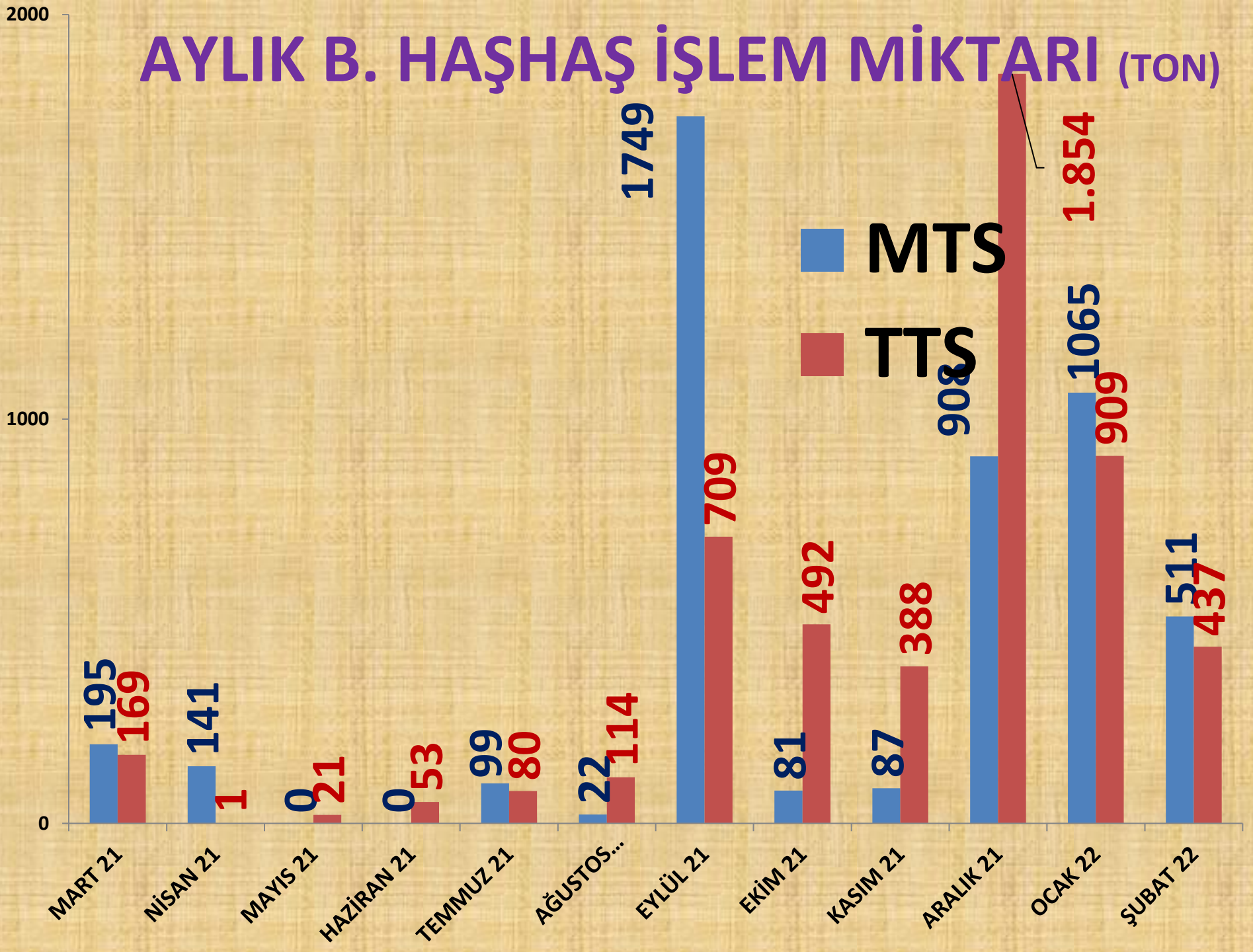
EN ÇOK FİYAT	2020 ŞUBAT	2021 ŞUBAT		2022 ŞUBAT	
MTS	17,79 TL	46%	26,00 TL	60%	41,67 TL
TTS	24,50 TL	31%	32,00 TL	47%	47,16 TL

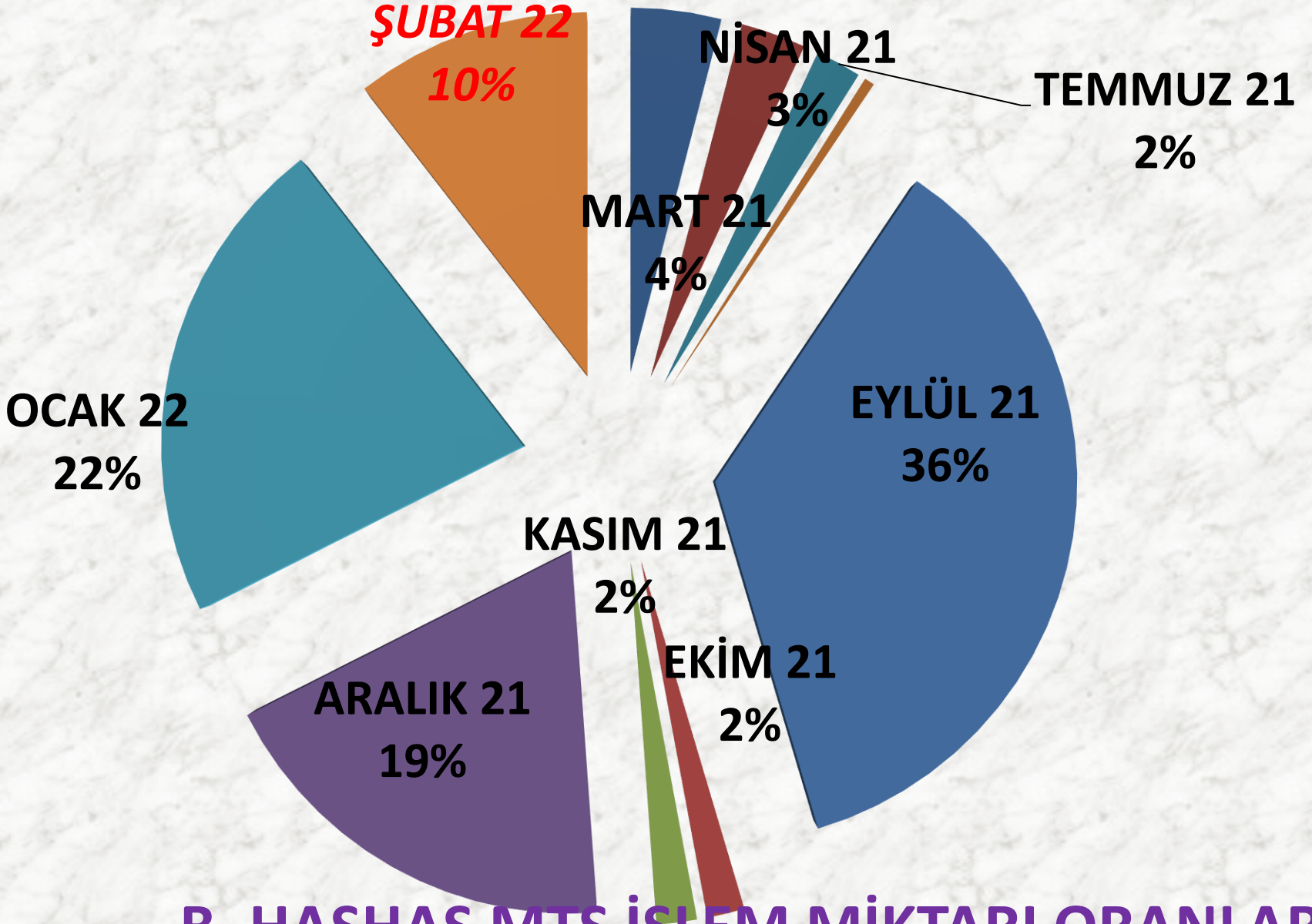
ORT. FİYAT	2020 ŞUBAT	2021 ŞUBAT		2022 ŞUBAT	
MTS	17,79 TL	44%	25,70 TL	44%	37,01 TL
TTS	20,07 TL	28%	25,72 TL	47%	37,75 TL

AYLIK B. HAŞHAŞ FİYAT TRENDİ_(TL)



AYLIK B. HAŞHAŞ İŞLEM MİKTARI (TON)

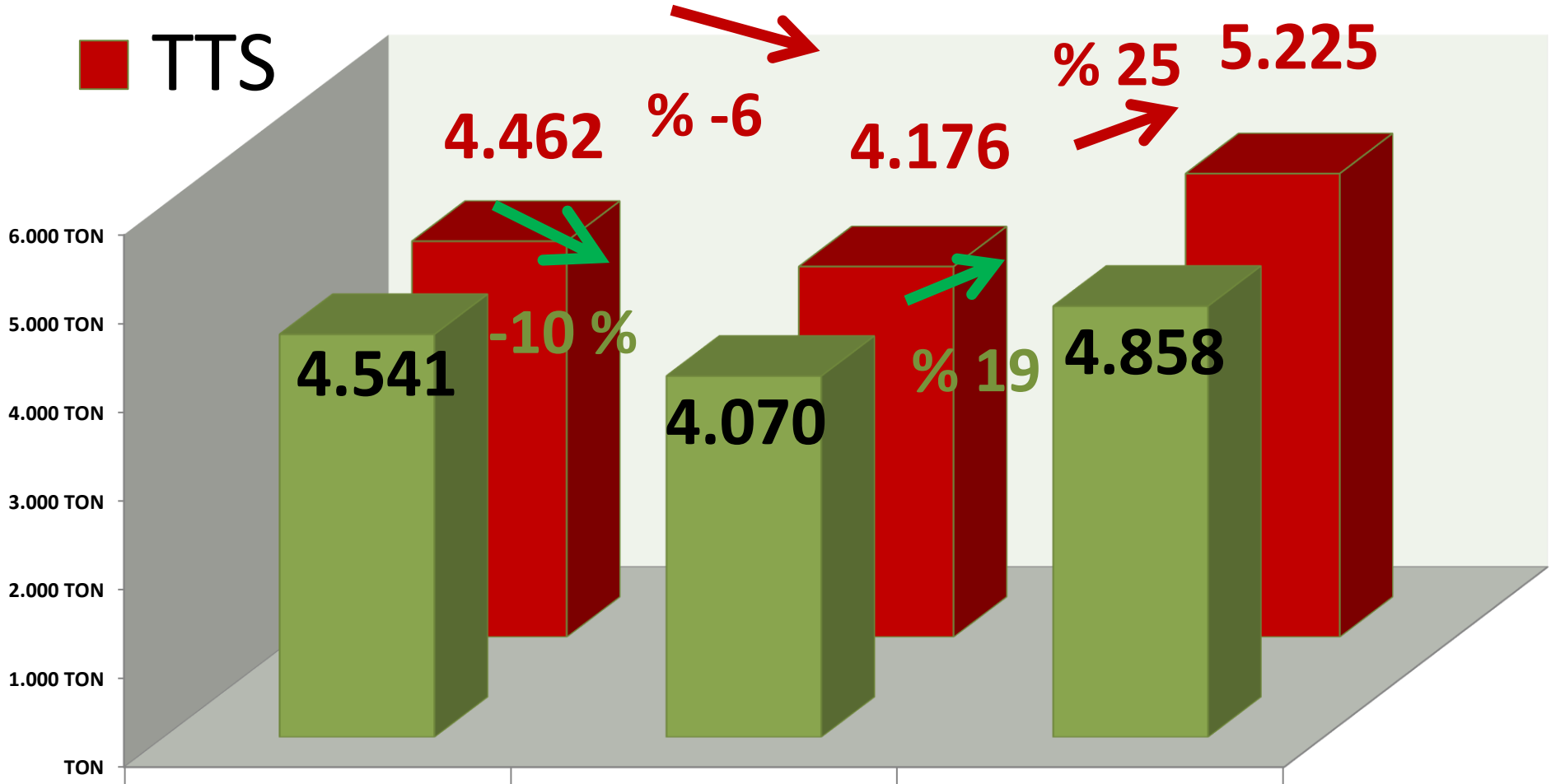




B. HAŞHAŞ MTS İŞLEM MİKTARI ORANLARI

MTS YILLIK TOPLAM B. HAŞHAŞ İŞLEM MİKTARI (TON)

■ MTS
■ TTS




**1 MART 19 -
29 ŞUBAT 20**

**1 MART 20 -
28 ŞUBAT 21**

**1 MART 21 -
28 ŞUBAT 22**

ŞUBAT AYLARI B. HAŞHAŞ FİYAT TRENDİ (TL)



MAVİ HAŞHAŞ

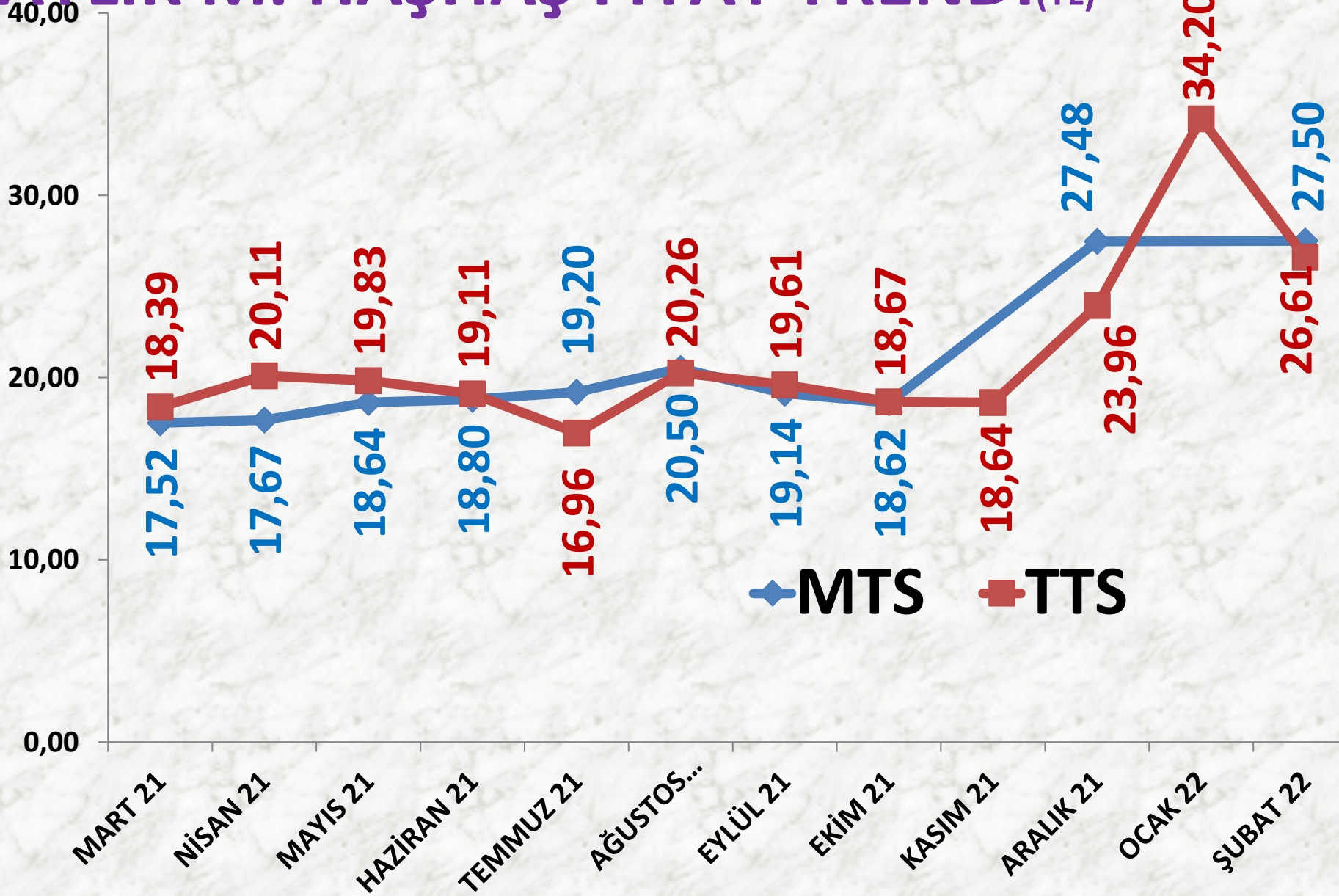
İŞLEM MİKTARI (TON)	2020 ŞUBAT	2021 ŞUBAT		2022 ŞUBAT	
MTS	106 TON	-31%	73 TON	-72%	20 TON
TTS	144 TON	54%	221 TON	-84%	35 TON

EN AZ FİYAT	2020 ŞUBAT	2021 ŞUBAT		2022 ŞUBAT	
MTS	15,60 TL	12%	17,50 TL	57%	27,50 TL
TTS	16,20 TL	13%	18,30 TL	42%	26,02 TL

EN ÇOK FİYAT	2020 ŞUBAT	2021 ŞUBAT		2022 ŞUBAT	
MTS	23,30 TL	-21%	18,52 TL	48%	27,50 TL
TTS	25,00 TL	12%	28,00 TL	25%	35,00 TL

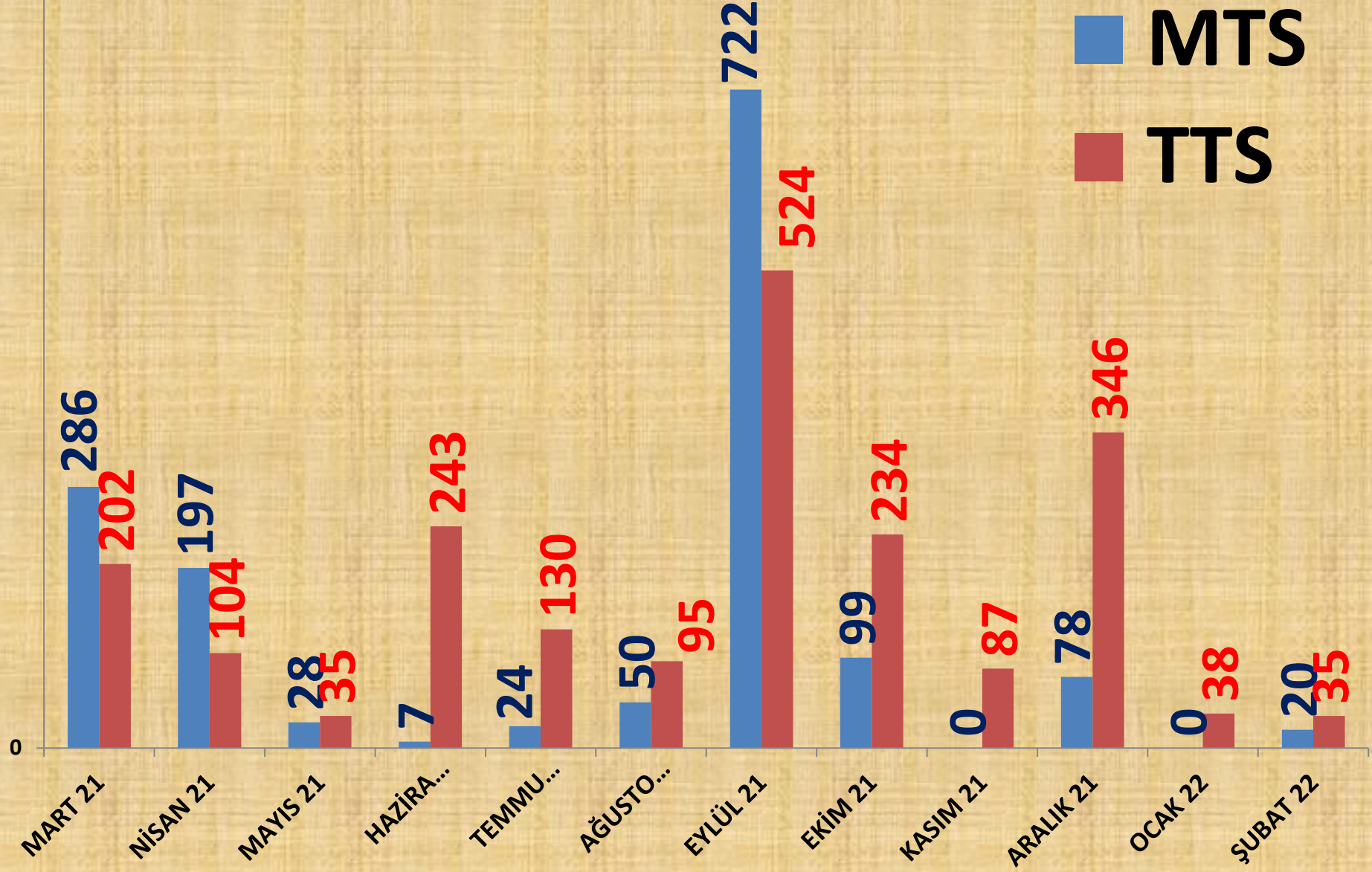
ORT. FİYAT	2020 ŞUBAT	2021 ŞUBAT		2022 ŞUBAT	
MTS	16,44 TL	10%	18,11 TL	52%	27,50 TL
TTS	16,92 TL	13%	19,06 TL	40%	26,61 TL

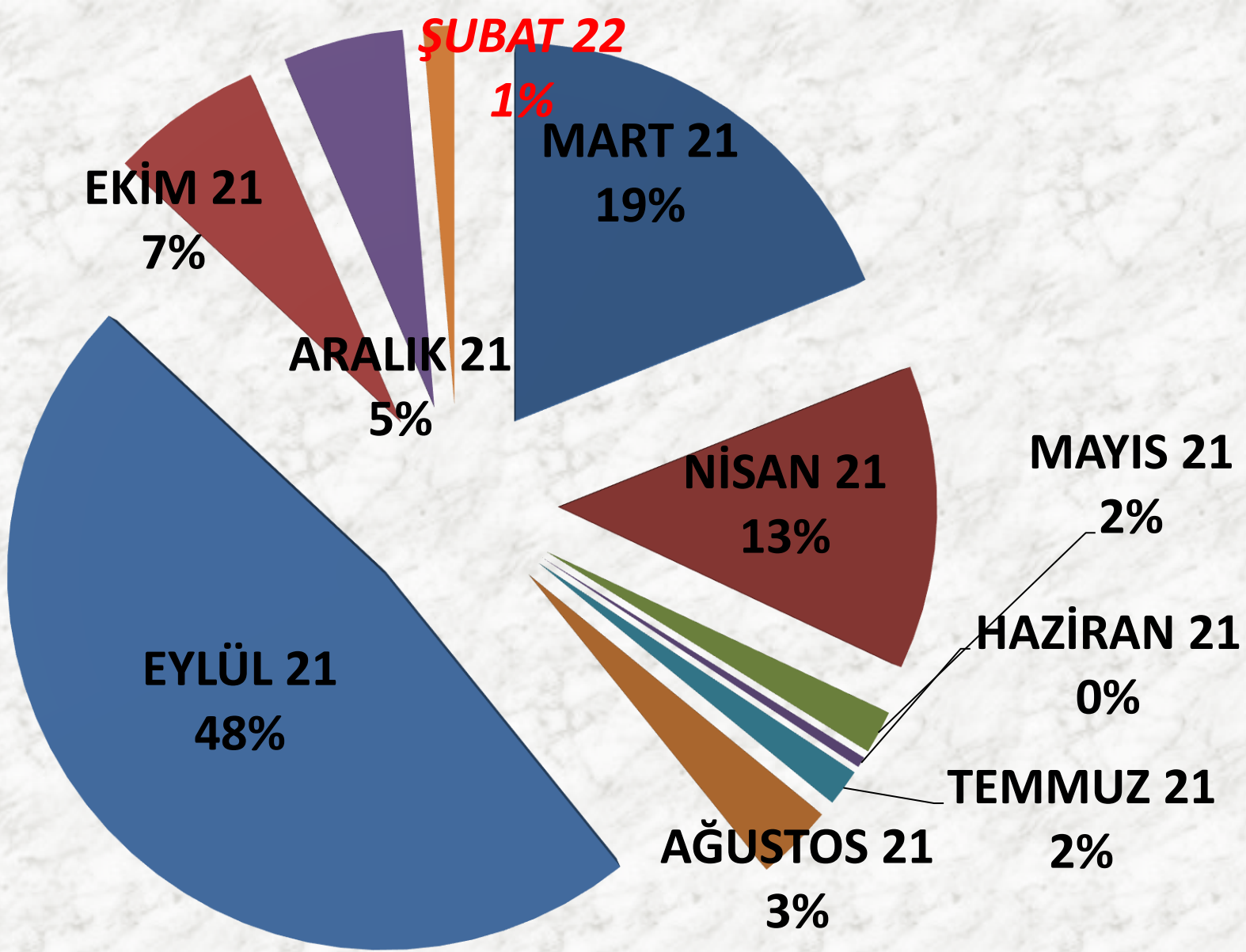
AYLIK M. HAŞHAŞ FİYAT TRENDİ (TL)



1000

AYLIK M. HAŞHAŞ İŞLEM MİKTARI (TON)



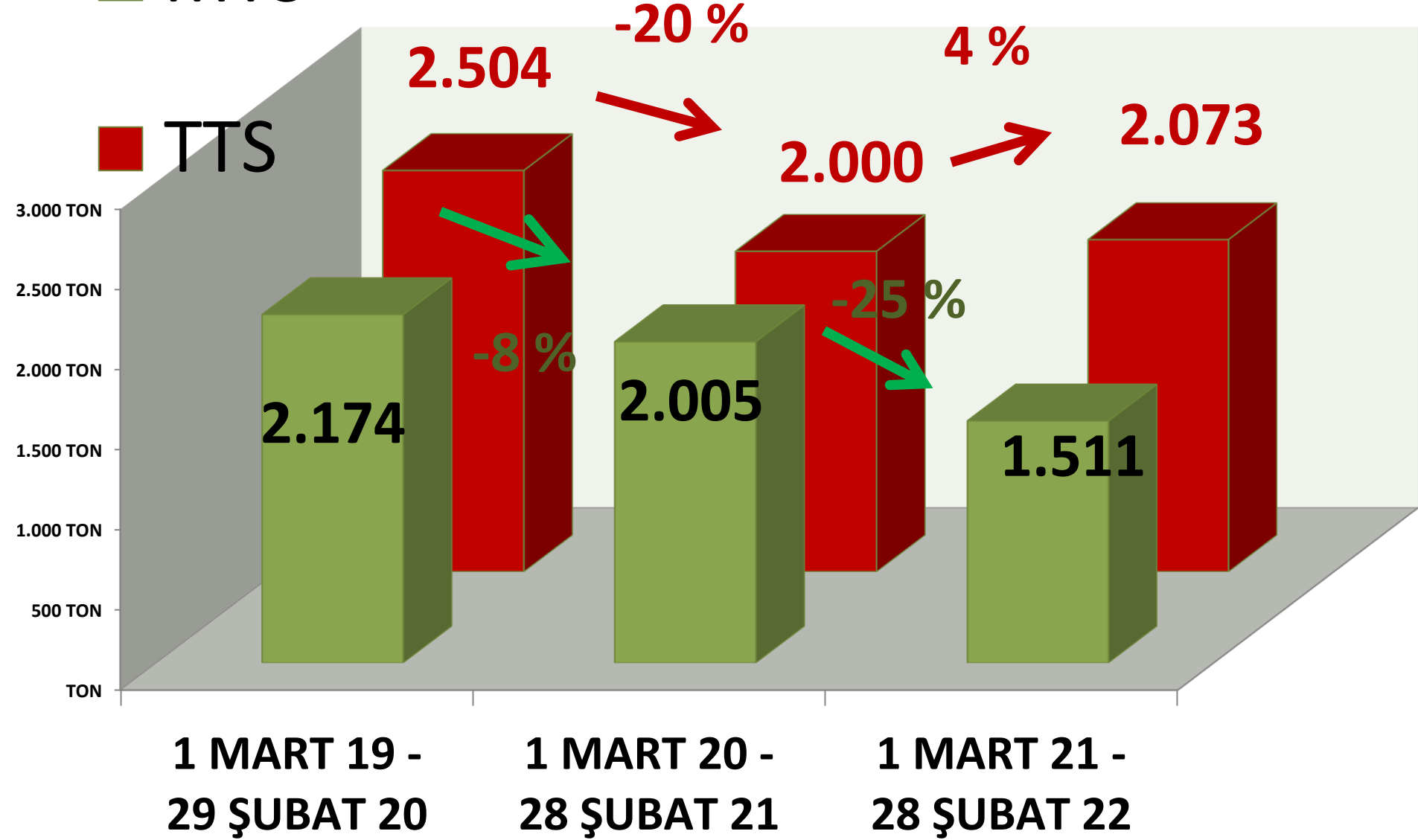


M. HAŞHAŞ MTS İŞLEM MİKTARI ORANLARI

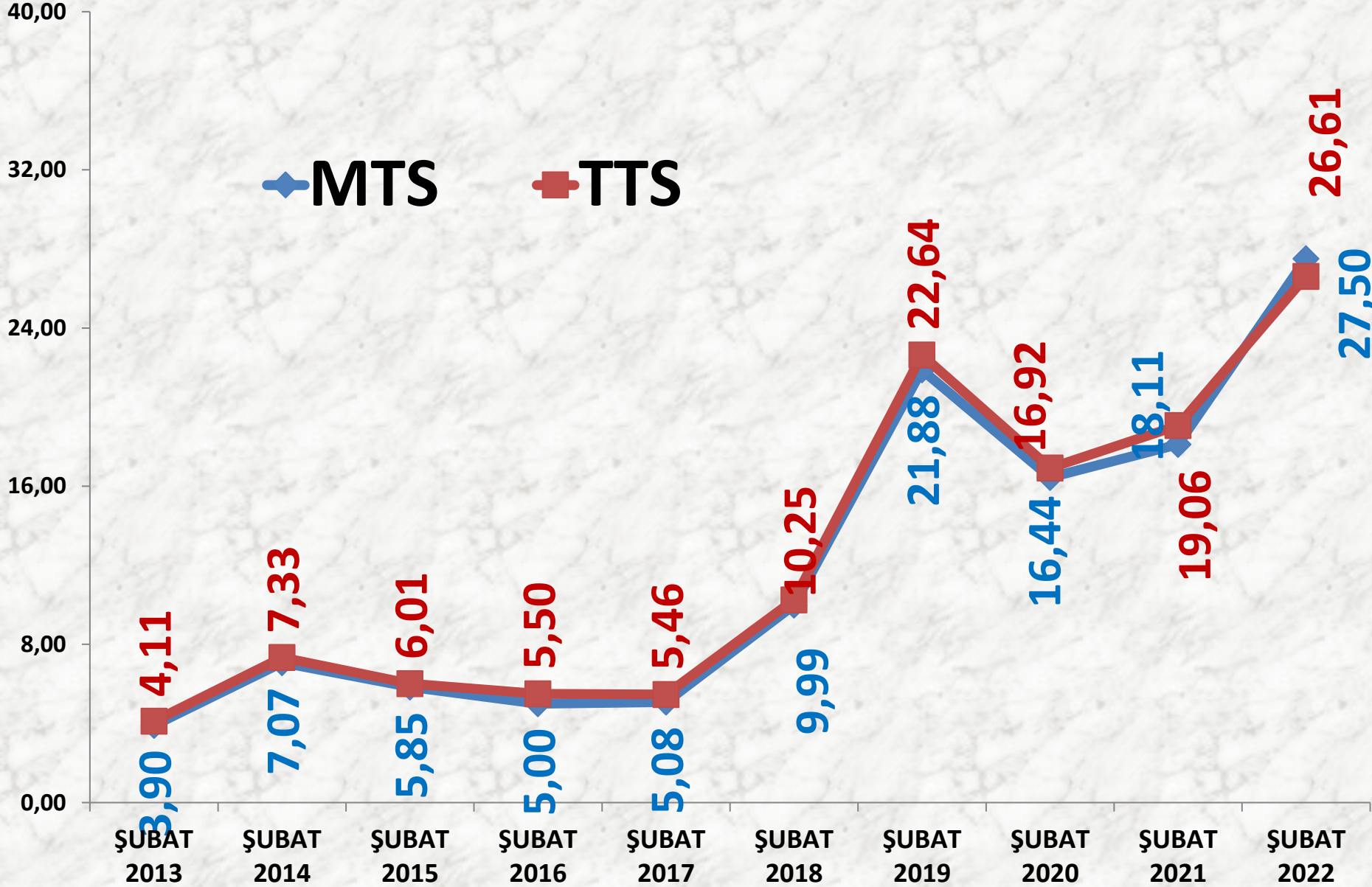
YILLIK TOPLAM M. HAŞHAŞ İŞLEM MİKTARI (TON)

■ MTS

■ TTS



ŞUBAT AYLARI M. HAŞHAŞ FİYAT TRENDİ (TL)



KÜTLÜ PAMUK

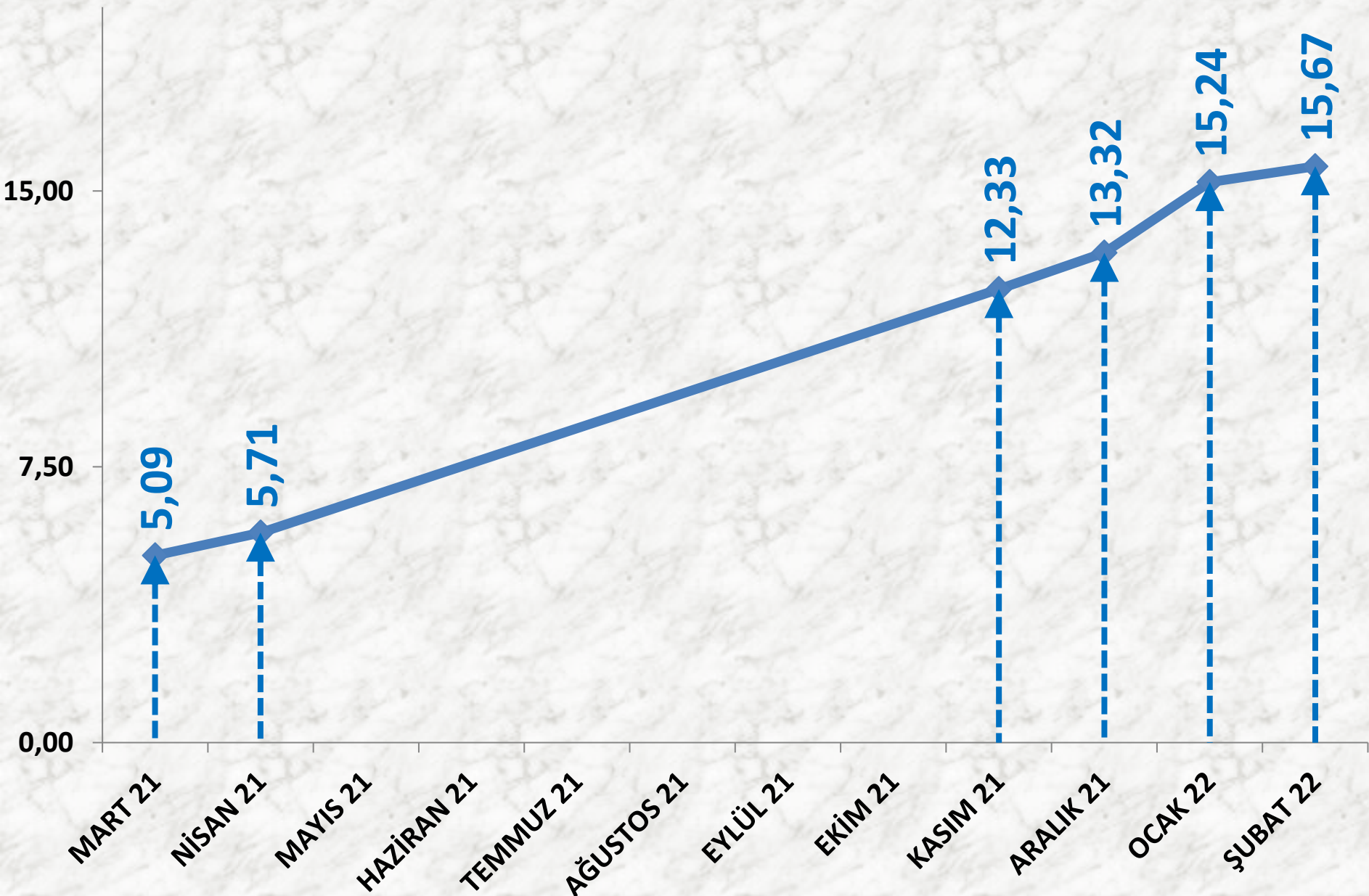
İŞLEM MİKTARI (TON)	2020 ŞUBAT	2021 ŞUBAT		2022 ŞUBAT	
MTS	4456 TON	-45%	2459 TON	-14%	2109 TON

EN AZ FİYAT	2020 ŞUBAT	2021 ŞUBAT		2022 ŞUBAT	
MTS	3,82 TL	31%	5,00 TL	100%	10,00 TL

EN ÇOK FİYAT	2020 ŞUBAT	2021 ŞUBAT		2022 ŞUBAT	
MTS	4,60 TL	30%	6,00 TL	231%	19,86 TL

ORTALAMA FİYAT	2020 ŞUBAT	2021 ŞUBAT		2022 ŞUBAT	
MTS	4,02 TL	38%	5,56 TL	182%	15,67 TL

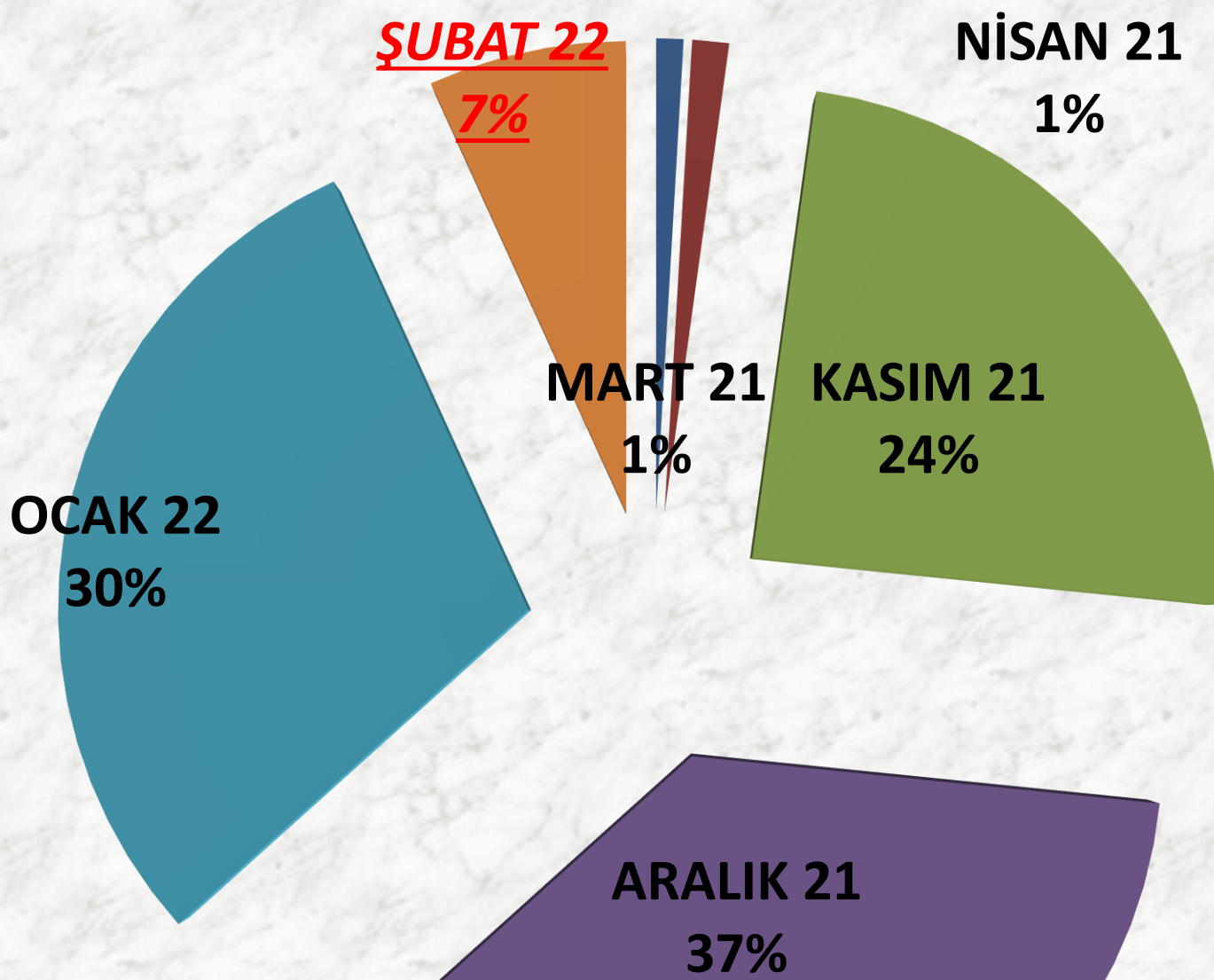
AYLIK KÜTLÜ PAMUK FİYAT TRENDİ (TL)



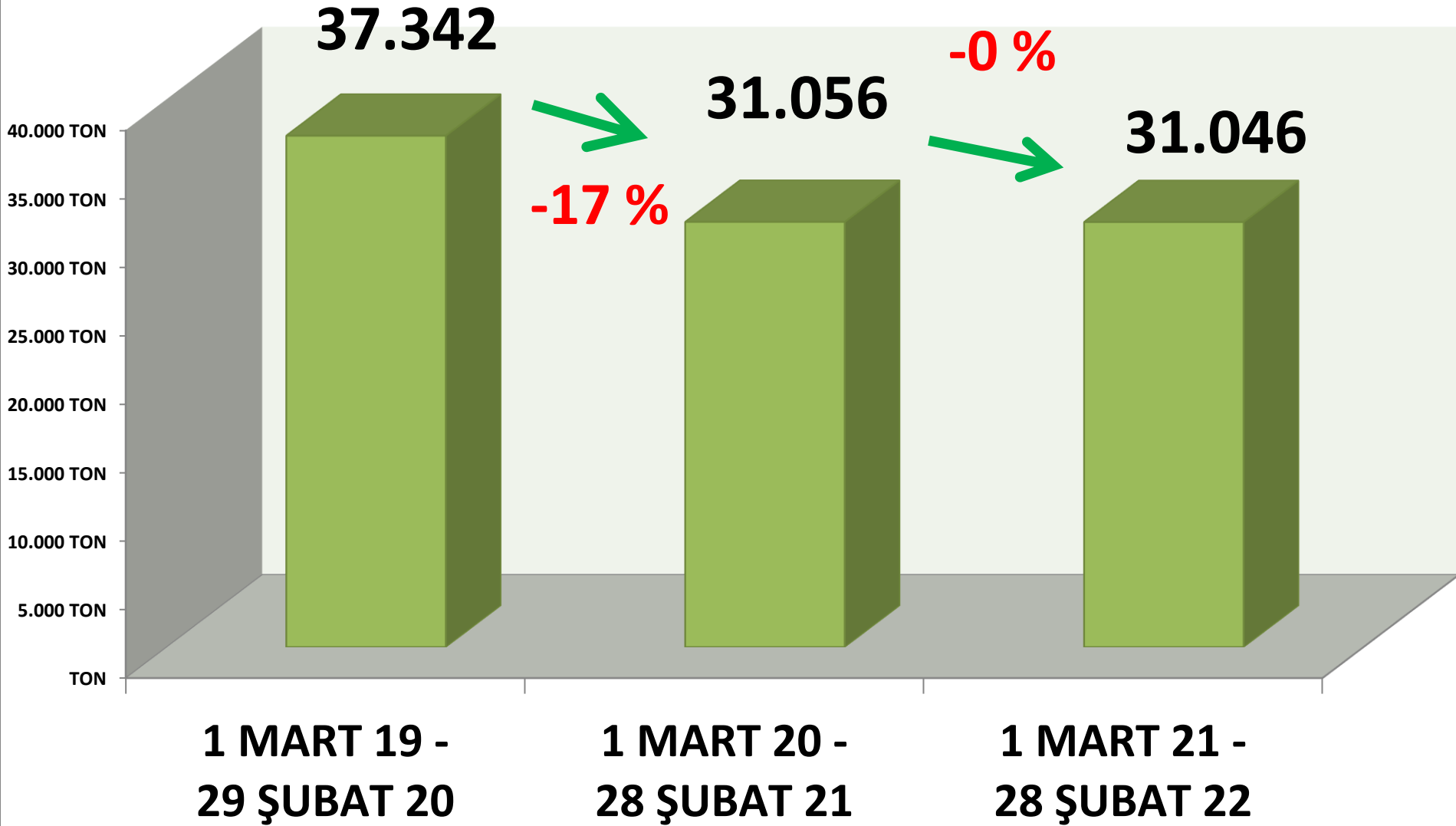
AYLIK KÜTLÜ PAMUK İŞLEM MİKTARI (TON)



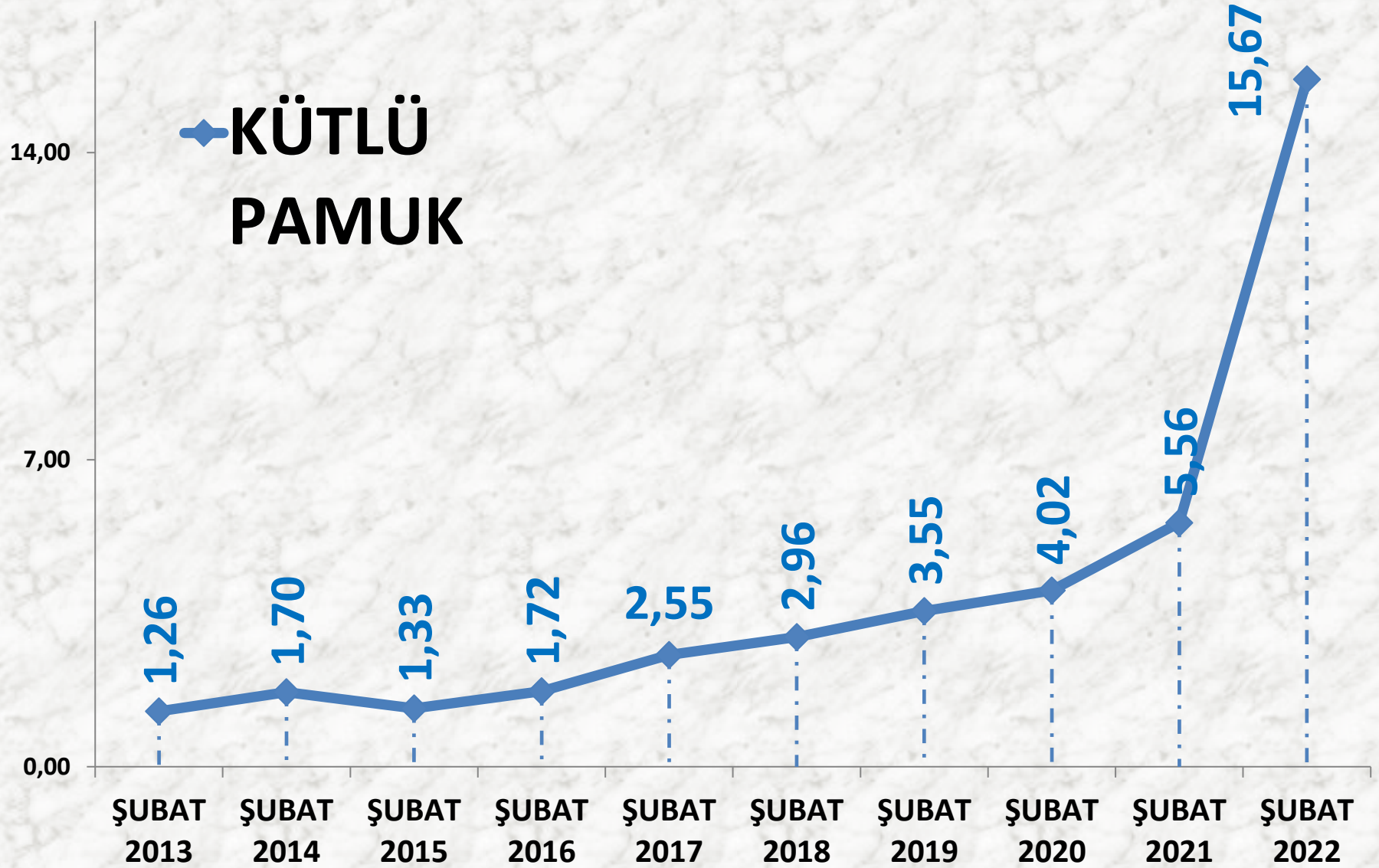
**AYLIK KÜTLÜ PAMUK MTS İŞLEM MİKTARI
ORANLARI**



YILLIK TOPLAM KÜTLÜ PAMUK İŞLEM MİKTARI (TON)



ŞUBAT AYLARI K.PAMUK FİYAT TRENDİ (TL)



MAHLIÇ PAMUK

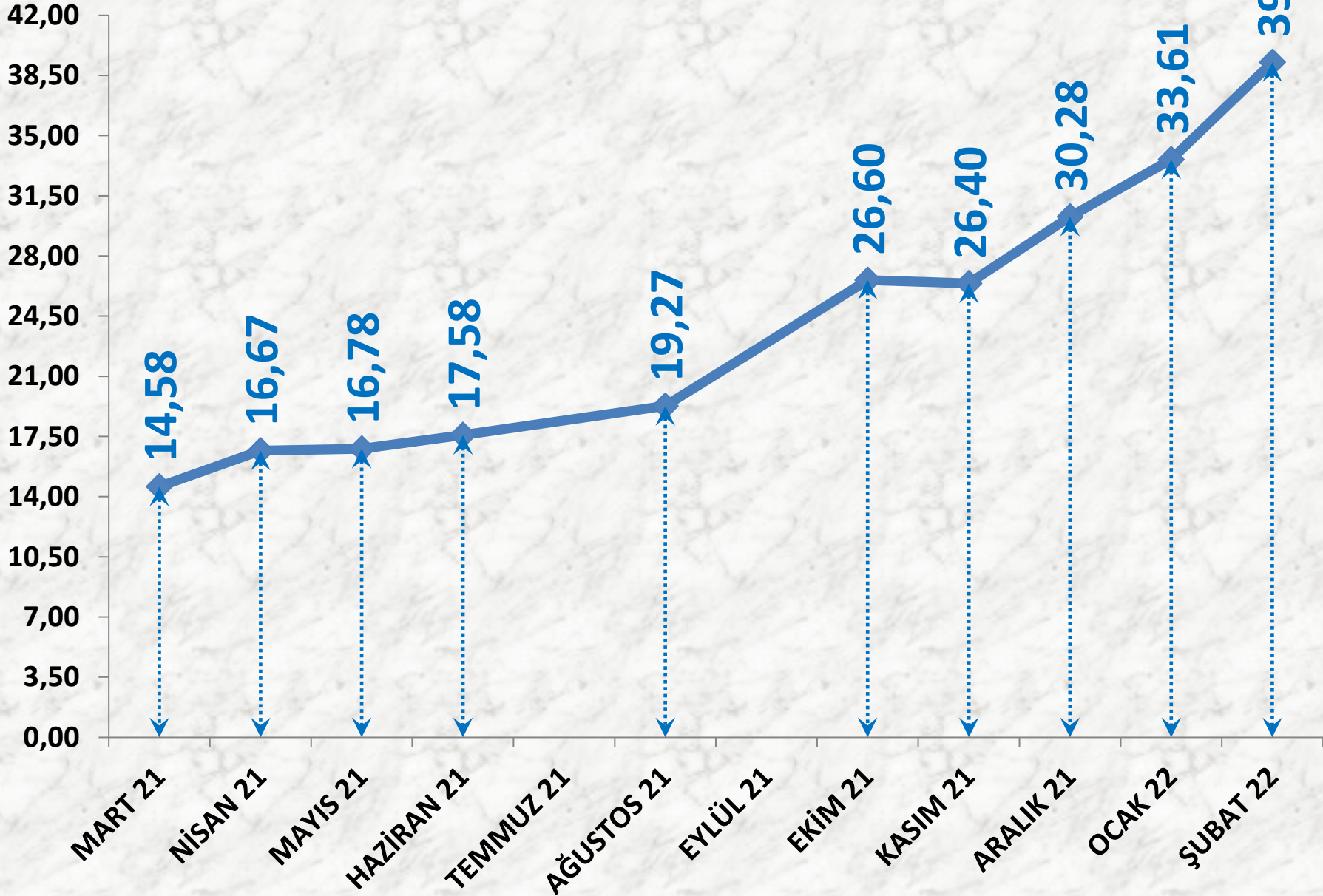
İŞLEM MİKTARI (TON)	2020 ŞUBAT	2021 ŞUBAT		2022 ŞUBAT	
TTS	1.006 TON	49%	1.497 TON	-33%	997 TON

EN AZ FİYAT	2020 ŞUBAT	2021 ŞUBAT		2022 ŞUBAT	
TTS	10,20 TL	27%	13,00 TL	196%	38,50 TL

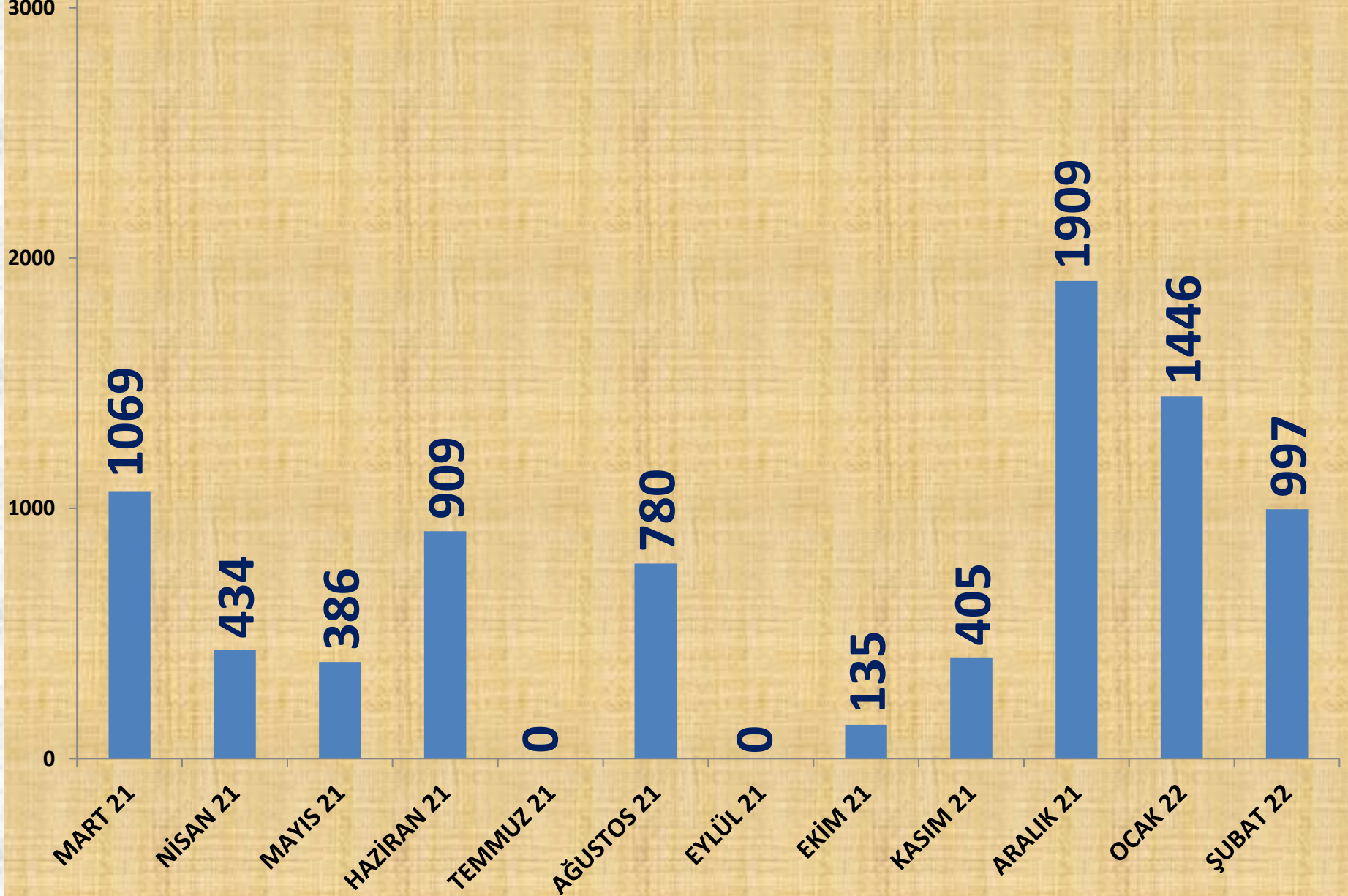
EN ÇOK FİYAT	2020 ŞUBAT	2021 ŞUBAT		2022 ŞUBAT	
TTS	10,60 TL	42%	15,00 TL	167%	40,00 TL

ORTALAMA FİYAT	2020 ŞUBAT	2021 ŞUBAT		2022 ŞUBAT	
TTS	10,35 TL	36%	14,09 TL	179%	39,27 TL

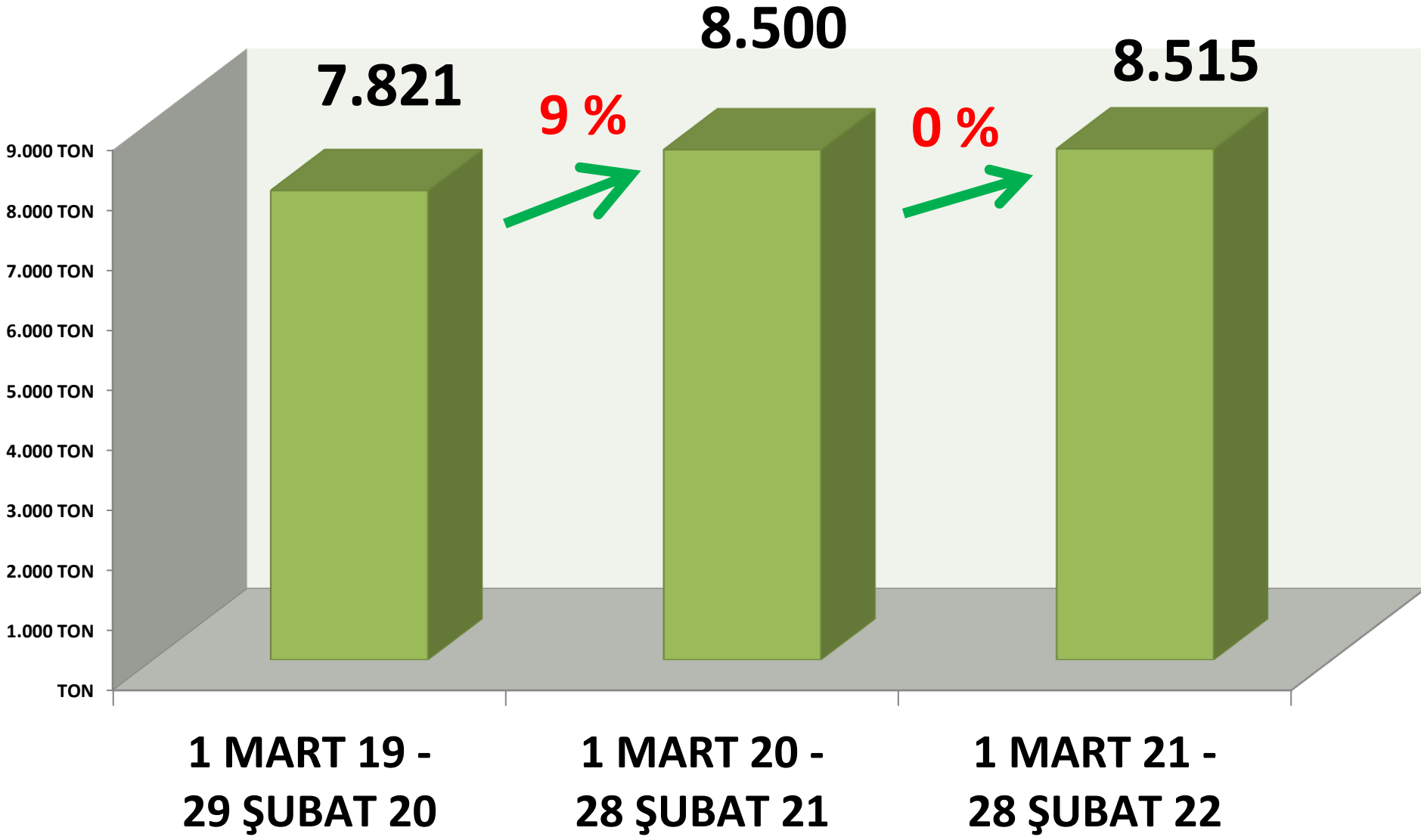
AYLIK MAHLIÇ PAMUK FİYAT TRENDİ (TL)



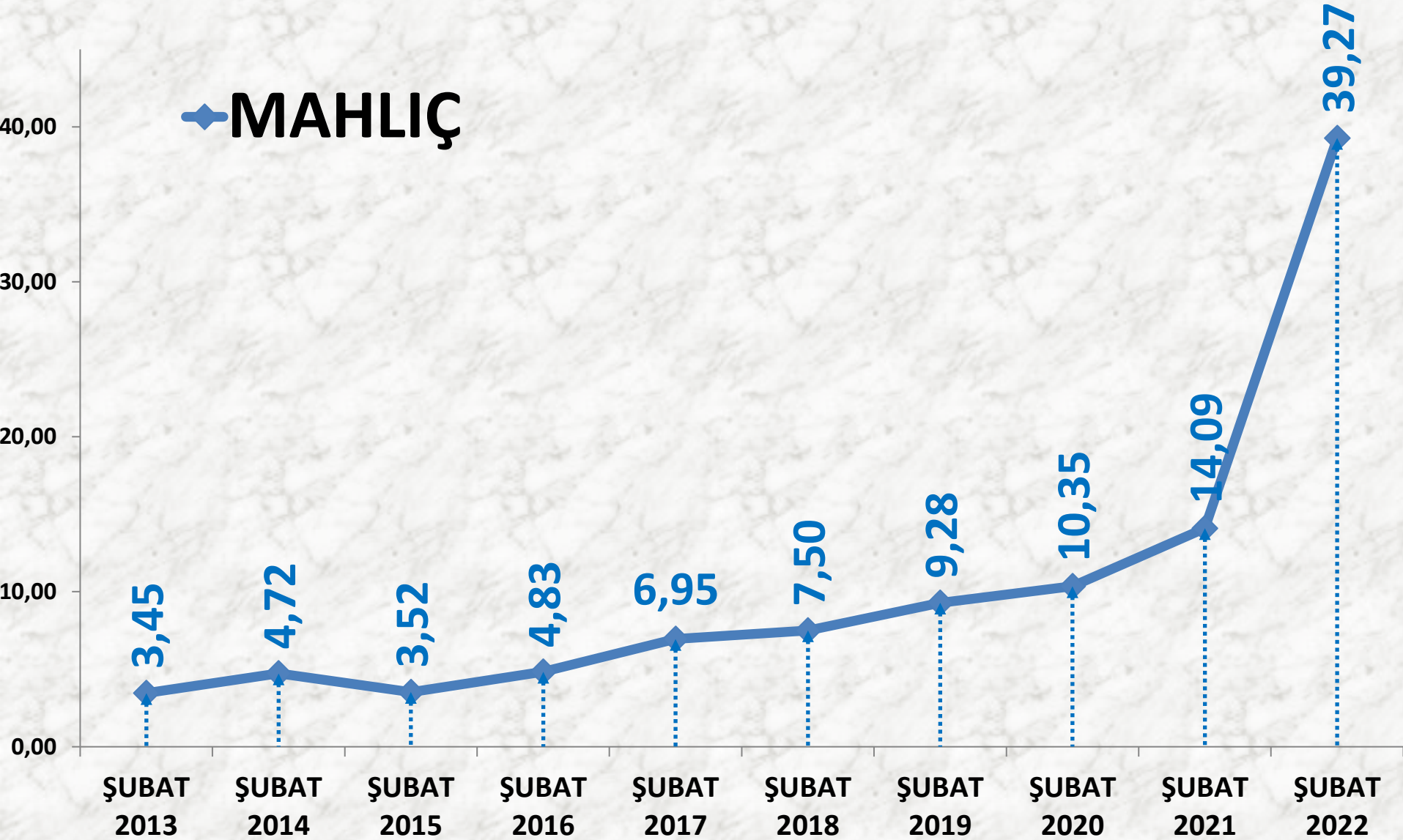
AYLIK MAHLIÇ PAMUK İŞLEM MİKTARI (TON)



YILLIK TOPLAM MAHLIÇ PAMUK İŞLEM MİKTARI (TON)



ŞUBAT AYLARI MAHLIÇ PAMUK FİYAT ORT. (TL)



KEKİK

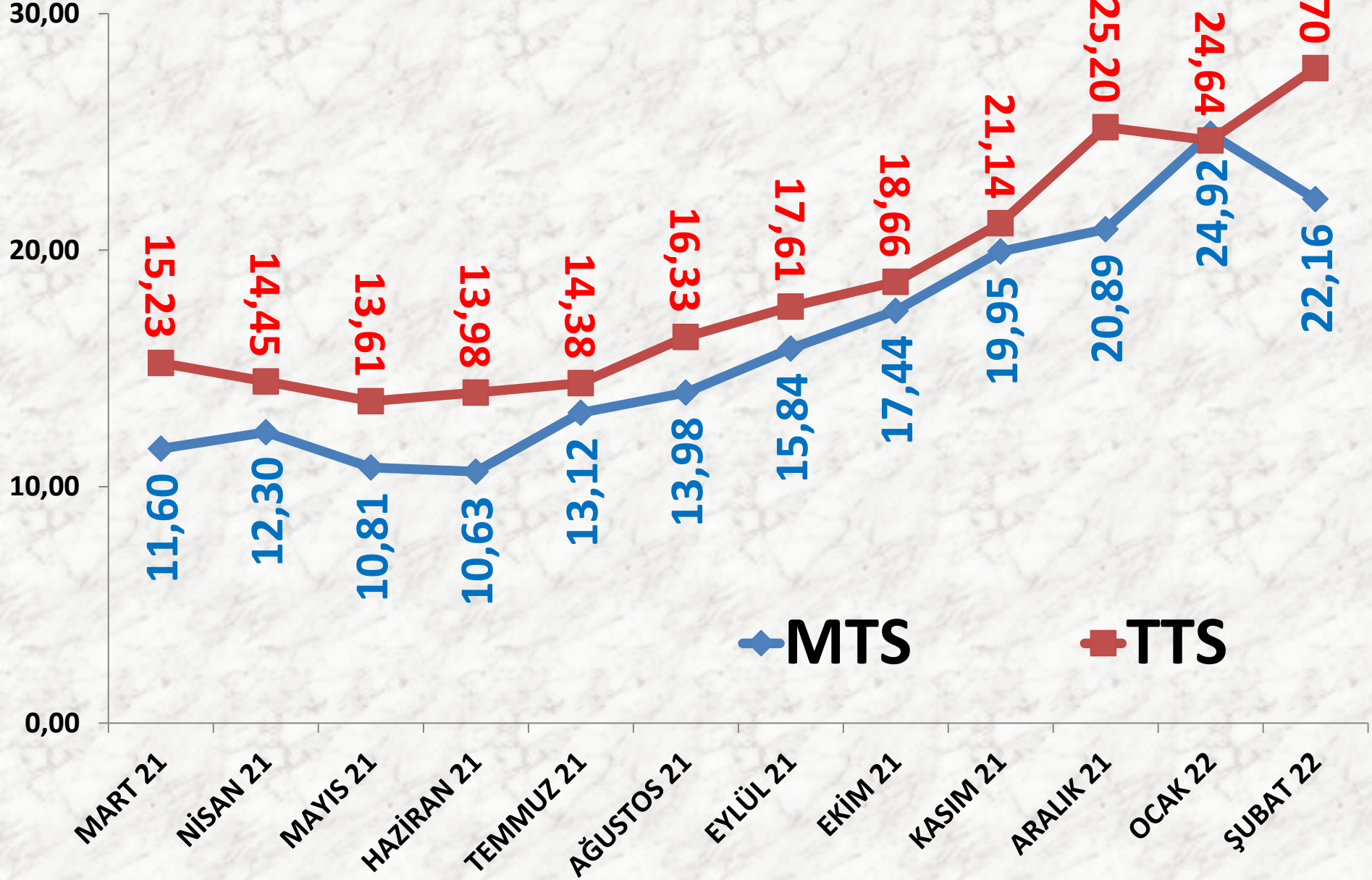
İŞLEM HACMI (TON)	2020 ŞUBAT	2021 ŞUBAT		2022 ŞUBAT	
MTS	714 TON	-69%	225 TON	92%	430 TON
TTS	508 TON	-67%	167 TON	147%	414 TON

EN AZ FİYAT	2020 ŞUBAT	2021 ŞUBAT		2022 ŞUBAT	
MTS	6,90 TL	26%	8,70 TL	36%	11,79 TL
TTS	7,80 TL	19%	9,25 TL	93%	17,88 TL

EN ÇOK FİYAT	2020 ŞUBAT	2021 ŞUBAT		2022 ŞUBAT	
MTS	9,15 TL	72%	15,70 TL	117%	34,00 TL
TTS	18,30 TL	35%	24,75 TL	111%	52,14 TL

ORT. FİYAT	2020 ŞUBAT	2021 ŞUBAT		2022 ŞUBAT	
MTS	8,75 TL	55%	13,54 TL	64%	22,16 TL
TTS	9,02 TL	62%	14,64 TL	89%	27,70 TL


AYLIK KEKİK FİYAT TRENDİ (TL)

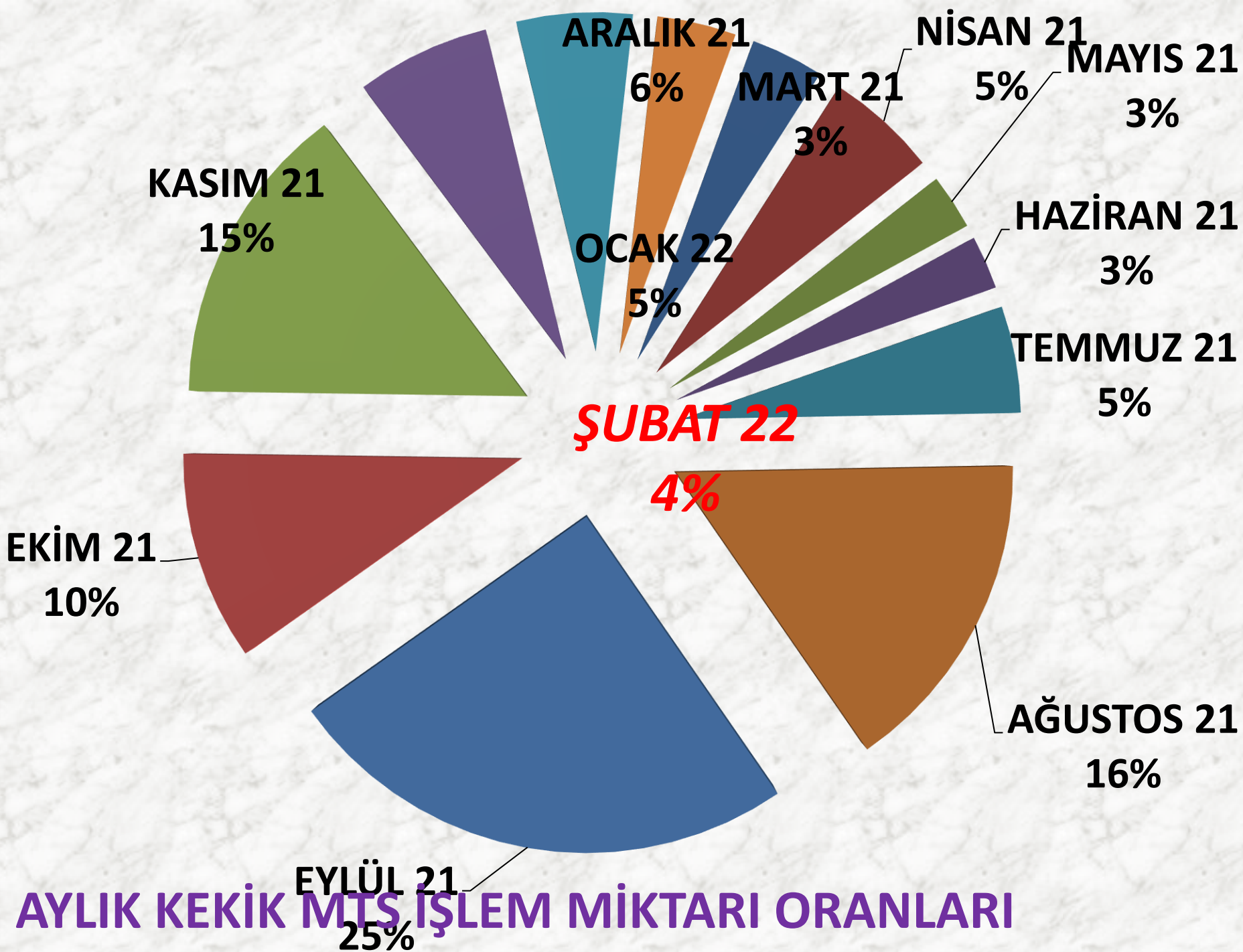


AYLIK KEKİK İŞLEM MİKTARI (TON)

■ MTS

■ TTS

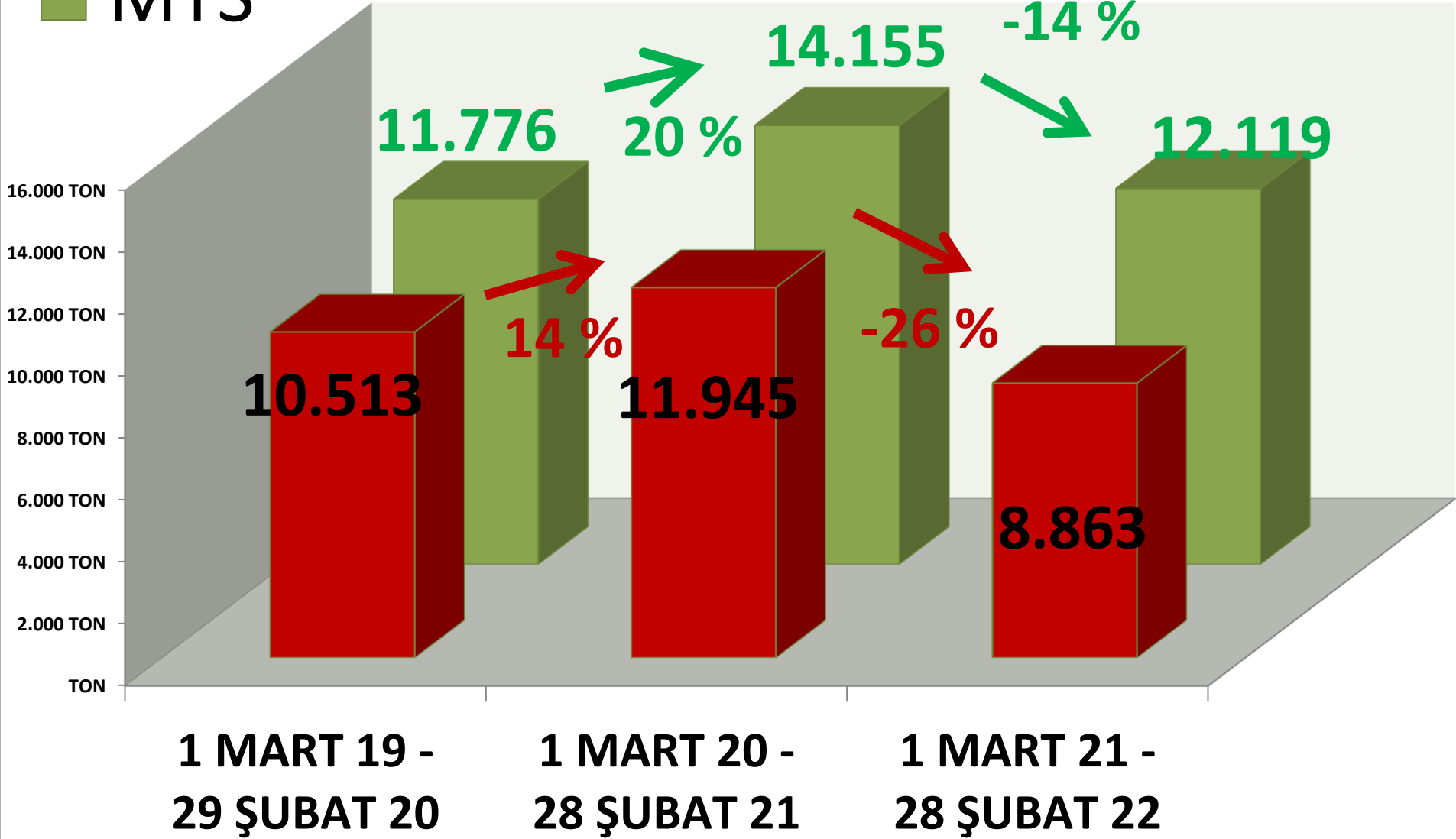




YILLIK TOPLAM KEKİK İŞLEM MİKTARI (TON)

■ TTS

■ MTS



ANASON

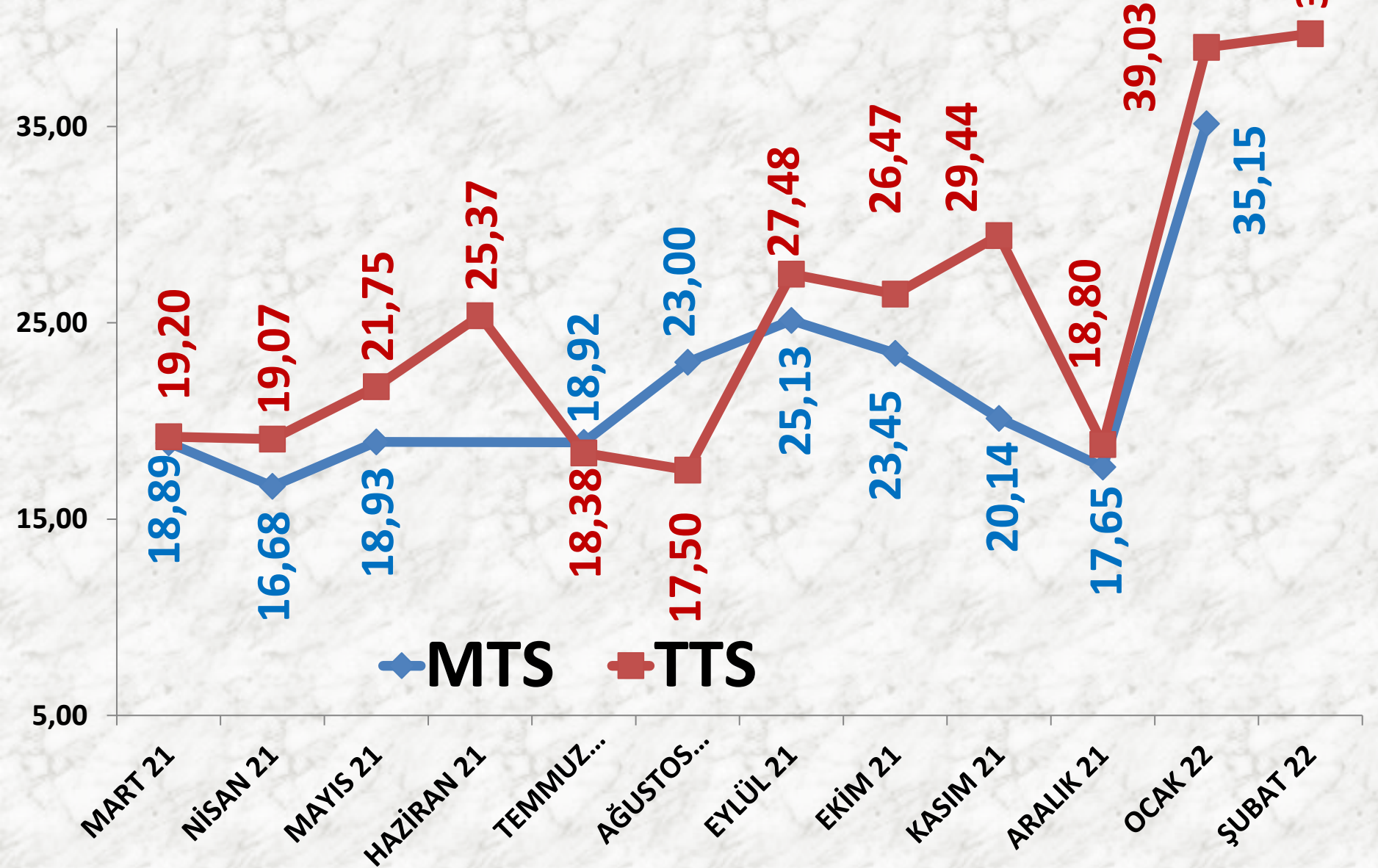
İŞLEM MİKTARI (TON)	2020 ŞUBAT	2021 ŞUBAT		2022 ŞUBAT	
MTS	43 TON	112%	90 TON	-100%	0
TTS	80 TON	160%	208 TON	-97%	6 TON

EN AZ FİYAT	2020 ŞUBAT	2021 ŞUBAT		2022 ŞUBAT	
MTS	16,43 TL	-12%	14,40 TL	-	-
TTS	19,00 TL	-41%	11,22 TL	254%	39,73 TL

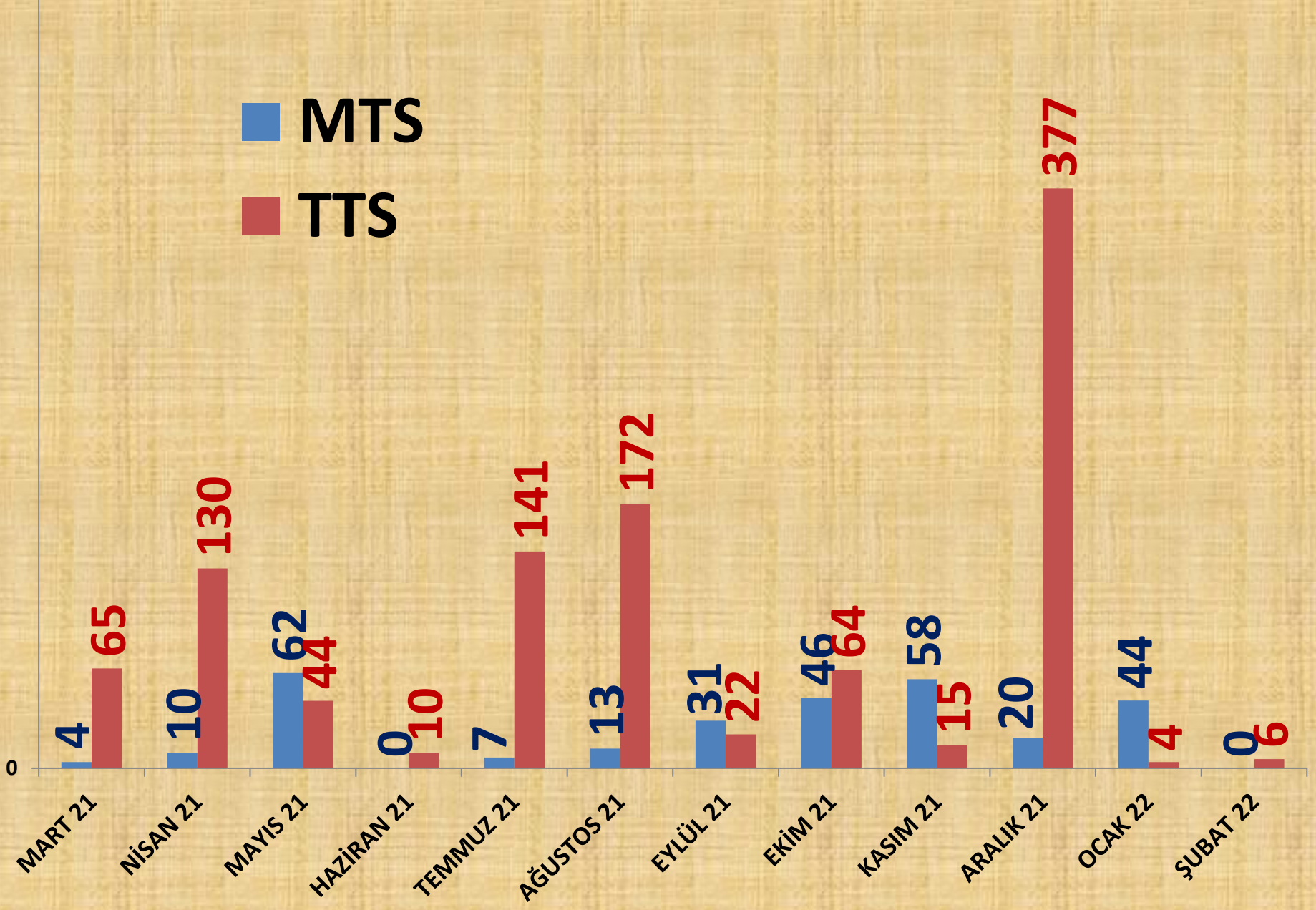
EN ÇOK FİYAT	2020 ŞUBAT	2021 ŞUBAT		2022 ŞUBAT	
MTS	21,00 TL	-19%	17,00 TL	-	-
TTS	23,44 TL	-12%	20,52 TL	94%	39,73 TL

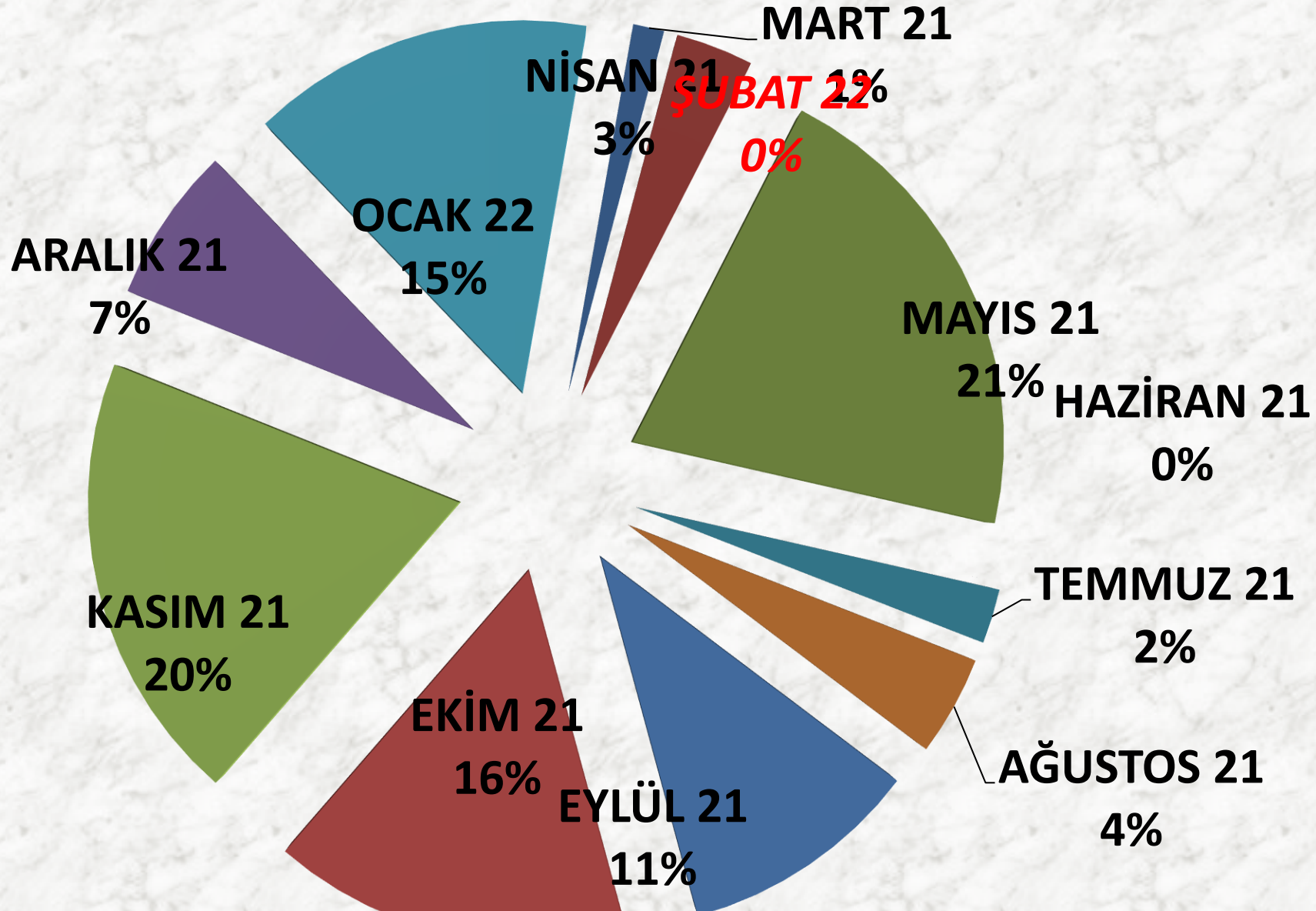
ORT. FİYAT	2020 ŞUBAT	2021 ŞUBAT		2022 ŞUBAT	
MTS	19,91 TL	-27%	14,52 TL	-	-
TTS	20,15 TL	-19%	16,38 TL	143%	39,73 TL

AYLIK ANASON FİYAT TRENDİ (TL)



AYLIK ANASON İŞLEM MİKTARI (TON)



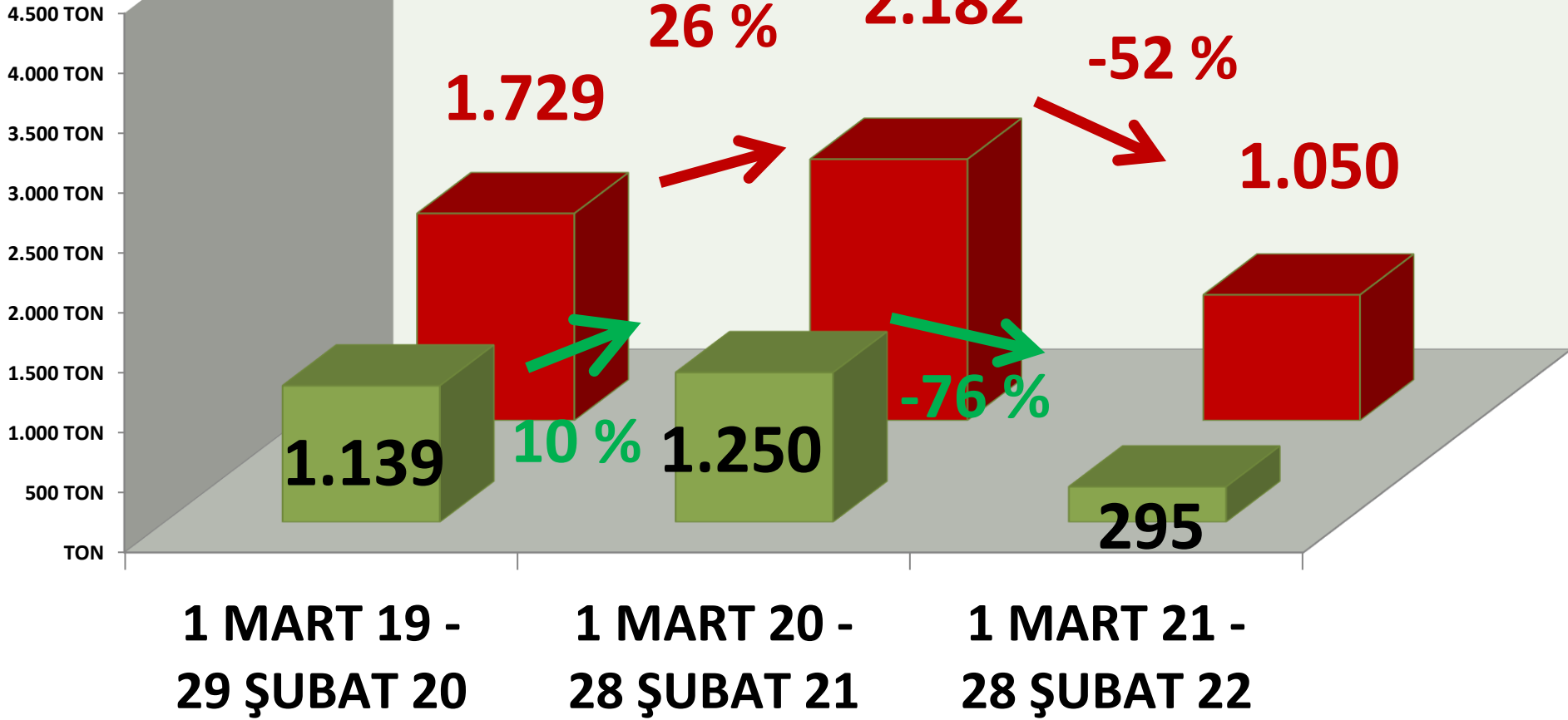


AYLIK ANASON MTS İŞLEM MİKTARI ORANLARI

YILLIK TOPLAM ANASON İŞLEM MİKTARI(TON)

■ MTS

■ TTS



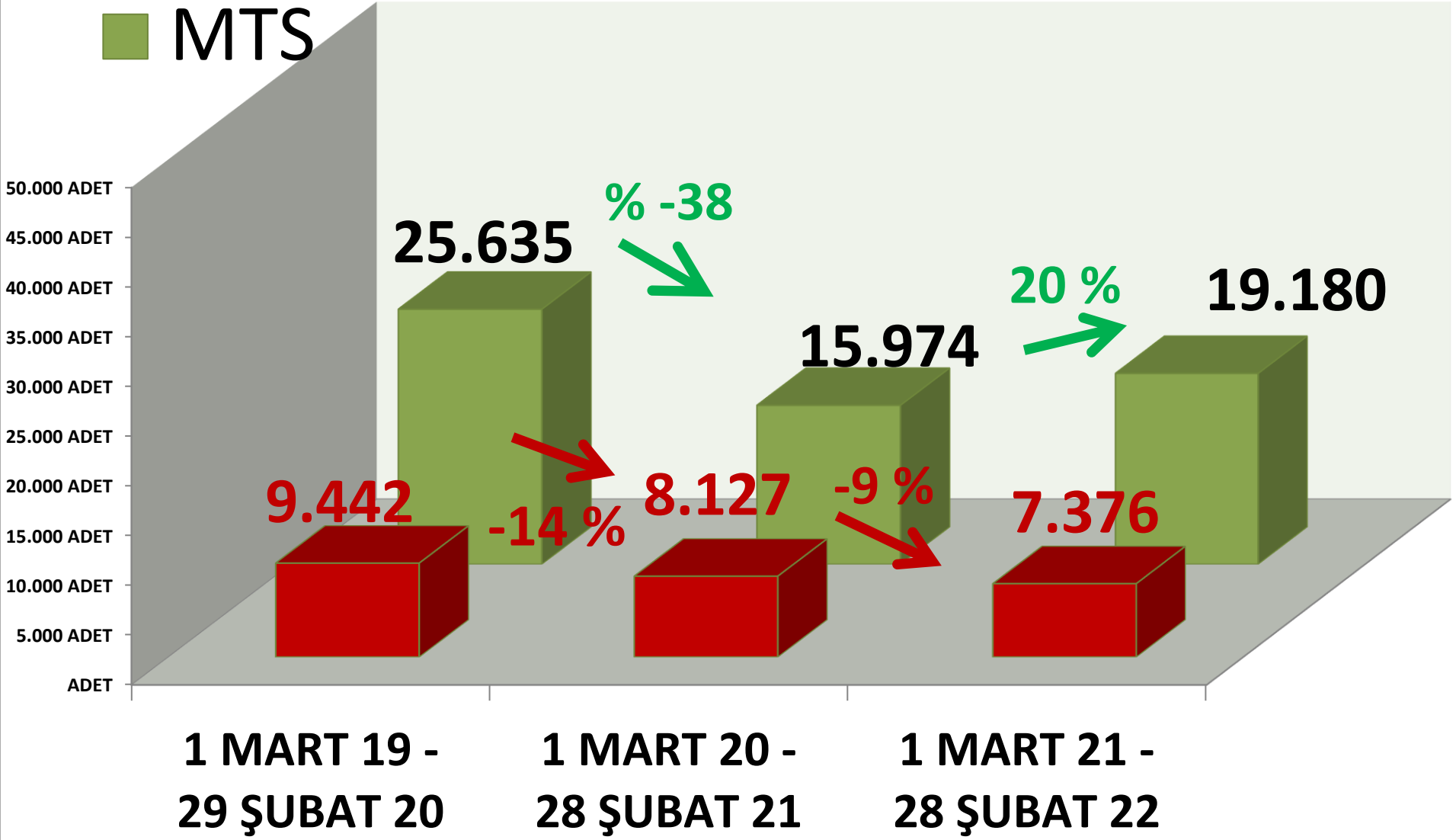
KASAPLIK CANLI HAYVAN

BÜYÜKBAŞ (ADET)	2020 ŞUBAT	2021 ŞUBAT		2022 ŞUBAT	
MTS	1353 ADET	-16%	1140 ADET	27%	1451 ADET
TTS	337 ADET	86%	626 ADET	28%	799 ADET

KÜÇÜKBAŞ (ADET)	2020 ŞUBAT	2021 ŞUBAT		2022 ŞUBAT	
MTS	2494 ADET	3%	2557 ADET	0%	2556 ADET
TTS	1162 ADET	-52%	556 ADET	127%	1262 ADET

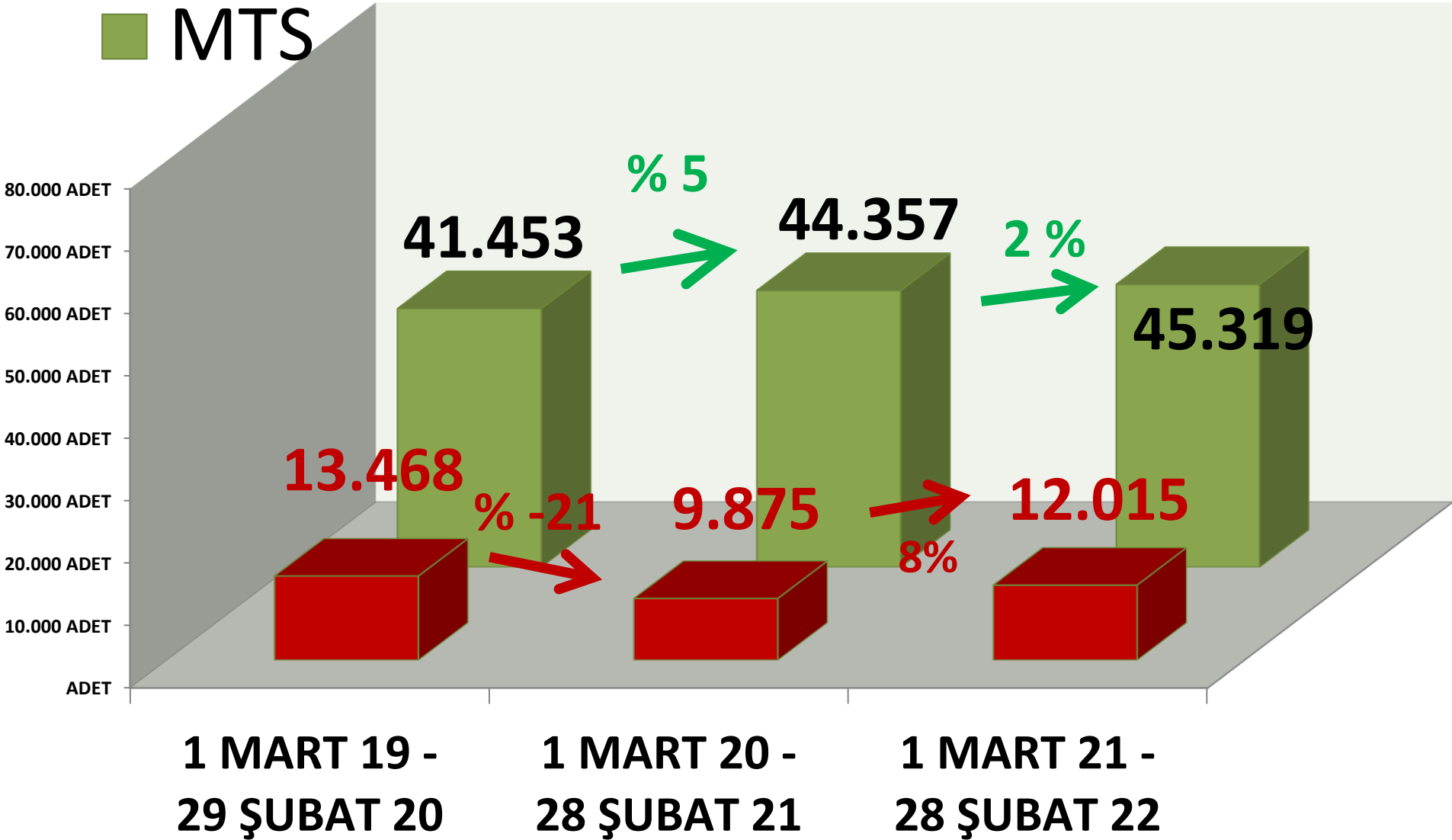
TTS YILLIK TOPLAM BÜYÜKBAŞ İŞLEM (ADET)

■ TTS
■ MTS



TTS YILLIK TOPLAM KÜÇÜKBAŞ İŞLEM_(ADET)

■ MTS





DINLEDİĞİNİZ İÇİN
TEŞEKKÜR EDERİM

RECEP MENGİ

