

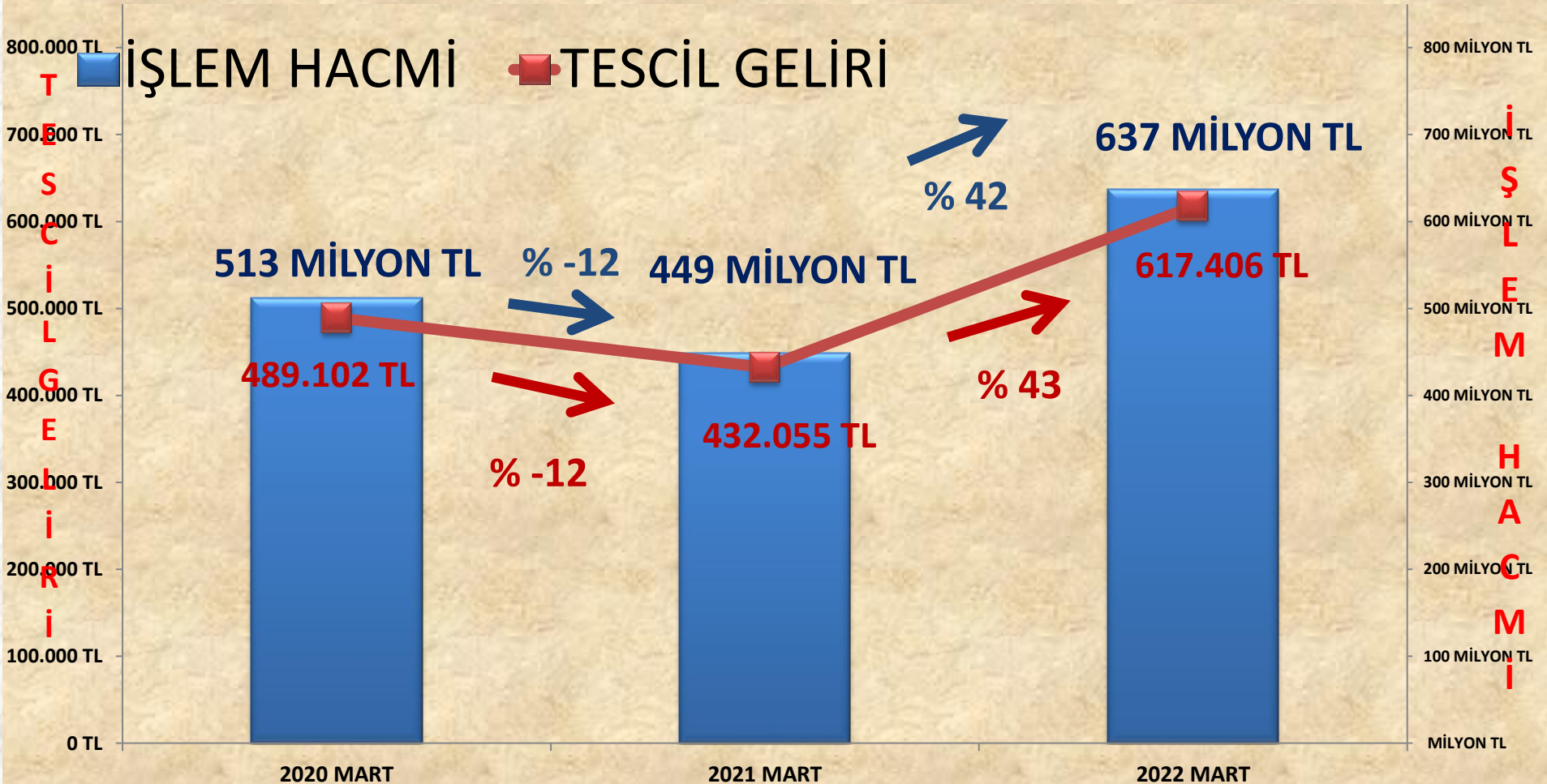


MART 2022 TESCİL SUNUMU



İŞLEM HACMİ VE TESCİL GELİRİ VERİLERİ

	2020 MART		2021 MART		2022 MART
İŞLEM HACMİ	513 MİLYON TL	-12%	449 MİLYON TL	42%	637 MİLYON TL
TESCİL GELİRİ	489.102 TL	-12%	432.055 TL	43%	617.406 TL



2021 MART

ÜRÜN GRUBU	Miktar(kg./lt/adet)	Tutar(TL)
BAKLİYAT VE MAMÜLLERİ	649.757	4.258.477
BİTKİSEL YAĞLAR	1.220	19.520
KOTASYON DIŞI ÜRÜNLER	273.040.123	299.497.087
HAM DERİLER VE BAĞIRSAKLAR	19.392	70.724
HAYVANSAL YAĞLAR	452	19.091
HUBUBAT .	8.626.769	16.753.761
HUBUBAT MAMÜLLERİ	581.215	1.147.851
KASAPLIK CANLI HAYVANLAR	5.107	16.558.814
KURU MEYVELER	3.451.306	34.550.772
KÜSPELER	44.580	62.391
ORMAN MAHSÜLLERİ	511.967	2.345.823
TEKSTİL HAMMADDELERİ	1.356.946	17.111.224
YAĞLI TOHUMLAR	4.341.915	56.959.641
TOPLAM	292.630.748	449.355.175

	2022 MART	
ÜRÜN GRUBU	Miktar(kg./lt/adet)	Tutar(TL)
BAKLİYAT VE MAMÜLLERİ	369.942	6.859.204
BİTKİSEL YAĞLAR	0	0
KOTASYON DIŞI ÜRÜNLER	125.529.871	393.430.958
HAM DERİLER VE BAĞIRSAKLAR	29.421	355.358
HAYVANSAL YAĞLAR	616	40.701
HUBUBAT .	6.662.046	29.673.471
HUBUBAT MAMÜLLERİ	140.755	493.105
KASAPLIK CANLI HAYVANLAR	6.966	36.884.359
KURU MEYVELER	1.574.178	34.982.667
KÜSPELER	0	0
ORMAN MAHSÜLLERİ	427.923	4.350.247
TEKSTİL HAMMADDELERİ	2.290.618	46.232.112
YAĞLI TOHUMLAR	8.240.738	84.043.552
TOPLAM	145.273.073	637.345.732

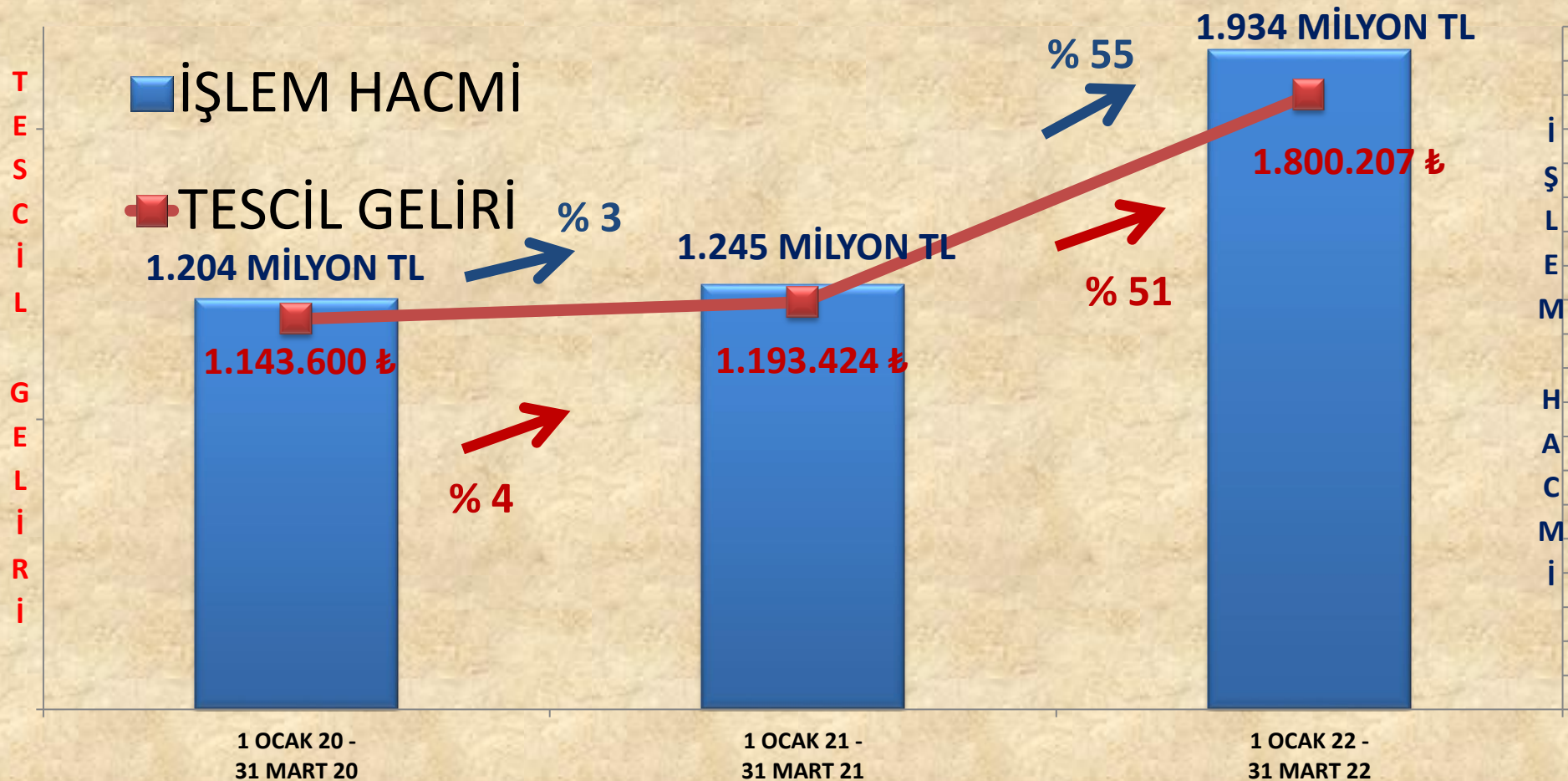
2021 -2022 MART DEĞİŞİM

ÜRÜN GRUBU	Miktar(kg./lt/adet)	Tutar(TL)
BAKLİYAT VE MAMÜLLERİ	-279.815	2.600.727
BİTKİSEL YAĞLAR	-1.220	-19.520
KOTASYON DIŞI ÜRÜNLER	-147.510.252	93.933.871
HAM DERİLER VE BAĞIRSAKLAR	10.029	284.633
HAYVANSAL YAĞLAR	164	21.610
HUBUBAT .	-1.964.723	12.919.710
HUBUBAT MAMÜLLERİ	-440.460	-654.746
KASAPLIK CANLI HAYVANLAR	1.859	20.325.545
KURU MEYVELER	-1.877.128	431.895
KÜSPELER	-44.580	-62.391
ORMAN MAHSÜLLERİ	-84.044	2.004.424
TEKSTİL HAMMADDELERİ	933.672	29.120.888
YAĞLI TOHUMLAR	3.898.823	27.083.911
TOPLAM	-147.357.675	187.990.557

	2021 – 2022 MART DEĞİŞİM ORANI	
ÜRÜN GRUBU	Miktar(kg./lt/adet)	Tutar(TL)
BAKLİYAT VE MAMÜLLERİ	-43%	61%
BİTKİSEL YAĞLAR	-100%	-100%
KOTASYON DIŞI ÜRÜNLER	-54%	31%
HAM DERİLER VE BAĞIRSAKLAR	52%	402%
HAYVANSAL YAĞLAR	36%	113%
HUBUBAT .	-23%	77%
HUBUBAT MAMÜLLERİ	-76%	-57%
KASAPLIK CANLI HAYVANLAR	36%	123%
KURU MEYVELER	-54%	1%
KÜSPELER	-100%	-100%
ORMAN MAHSÜLLERİ	-16%	85%
TEKSTİL HAMMADDELERİ	69%	170%
YAĞLI TOHUMLAR	90%	48%
TOPLAM	-50%	42%

İŞLEM HACMİ VE TESCİL GELİRİ VERİLERİ

	1 OCAK – 31 MART 2020		1 OCAK – 31 MART 2021		1 OCAK – 31 MART 2022
İŞLEM HACMİ	1.204 MİLYON TL	3%	1.245 MİLYON TL	55%	1.934 MİLYON TL
TESCİL GELİRİ	1.143.600 TL	4%	1.193.424 TL	51%	1.800.207 TL



1 OCAK – 31 MART 2021

	Miktar(kg./lt/adet)	Tutar(TL)
BAKLİYAT VE MAMÜLLERİ	1.972.592	13.793.262
BİTKİSEL YAĞLAR	5.696	91.190
KOTASYON DIŐI ÜRÜNLER	351.231.166	743.370.167
HAM DERİLER VE BAĞIRSAKLAR	87.385	387.192
HAYVANSAL YAĞLAR	2.026	76.905
HUBUBAT .	28.534.991	50.345.338
HUBUBAT MAMÜLLERİ	829.815	1.744.662
KASAPLIK CANLI HAYVANLAR	16.111	58.132.952
KURU MEYVELER	7.730.638	86.824.112
KÜSPELER	73.420	106.673
MEYVE ÇEKİRDEKLERİ	55.390	183.568
ORMAN MAHSÜLLERİ	1.518.476	7.498.740
TEKSTİL HAMMADDELERİ	15.688.989	114.167.072
YAĞLI TOHUMLAR	16.424.799	168.500.875
TOPLAM	424.171.494	1.245.222.705

1 OCAK – 31 MART 2022

	Miktar(kg./lt/adet)	Tutar(TL)
BAKLİYAT VE MAMÜLLERİ	1.190.157	17.338.525
BİTKİSEL YAĞLAR	3.250	136.990
KOTASYON DIŐI ÜRÜNLER	208.972.664	1.031.102.554
HAM DERİLER VE BAĞIRSAKLAR	95.379	1.077.165
HAYVANSAL YAĞLAR	1.902	95.698
HUBUBAT .	24.795.858	92.431.913
HUBUBAT MAMÜLLERİ	395.130	1.426.600
KASAPLIK CANLI HAYVANLAR	19.881	107.125.546
KURU MEYVELER	3.835.509	82.745.147
KÜSPELER	0	0
MEYVE ÇEKİRDEKLERİ	500	15.939
ORMAN MAHSÜLLERİ	1.321.314	9.533.926
TEKSTİL HAMMADDELERİ	16.156.378	313.210.442
YAĞLI TOHUMLAR	23.440.737	278.199.310
TOPLAM	280.228.660	1.934.439.755

1 OCAK – 31 MART 21 /22 DEĞİŞİM

	Miktar(kg./lt/adet)	Tutar(TL)
BAKLİYAT VE MAMÜLLERİ	-782.435	3.545.263
BİTKİSEL YAĞLAR	-2.446	45.800
KOTASYON DIŞI ÜRÜNLER	-142.258.502	287.732.386
HAM DERİLER VE BAĞIRSAKLAR	7.994	689.974
HAYVANSAL YAĞLAR	-124	18.793
HUBUBAT	-3.739.133	42.086.575
HUBUBAT MAMÜLLERİ	-434.685	-318.062
KASAPLIK CANLI HAYVANLAR	3.770	48.992.595
KURU MEYVELER	-3.895.130	-4.078.964
KÜSPELER	-73.420	-106.673
MEYVE ÇEKİRDEKLERİ	-54.890	-167.629
ORMAN MAHSÜLLERİ	-197.162	2.035.186
TEKSTİL HAMMADDELERİ	467.389	199.043.370
YAĞLI TOHUMLAR	7.015.938	109.698.435
TOPLAM	-143.942.834	689.217.050

1 OCAK – 31 MART 21 /22 % DEĞİŞİM

	Miktar(kg./lt/adet)	Tutar(TL)
BAKLİYAT VE MAMÜLLERİ	-40%	26%
BİTKİSEL YAĞLAR	-43%	50%
KOTASYON DIŞI ÜRÜNLER	-41%	39%
HAM DERİLER VE BAĞIRSAKLAR	9%	178%
HAYVANSAL YAĞLAR	-6%	24%
HUBUBAT .	-13%	84%
HUBUBAT MAMÜLLERİ	-52%	-18%
KASAPLIK CANLI HAYVANLAR	23%	84%
KURU MEYVELER	-50%	-5%
KÜSPELER	-100%	-100%
MEYVE ÇEKİRDEKLERİ	-99%	-91%
ORMAN MAHSÜLLERİ	-13%	27%
TEKSTİL HAMMADDELERİ	3%	174%
YAĞLI TOHUMLAR	43%	65%
TOPLAM	-34%	55%

ARPA

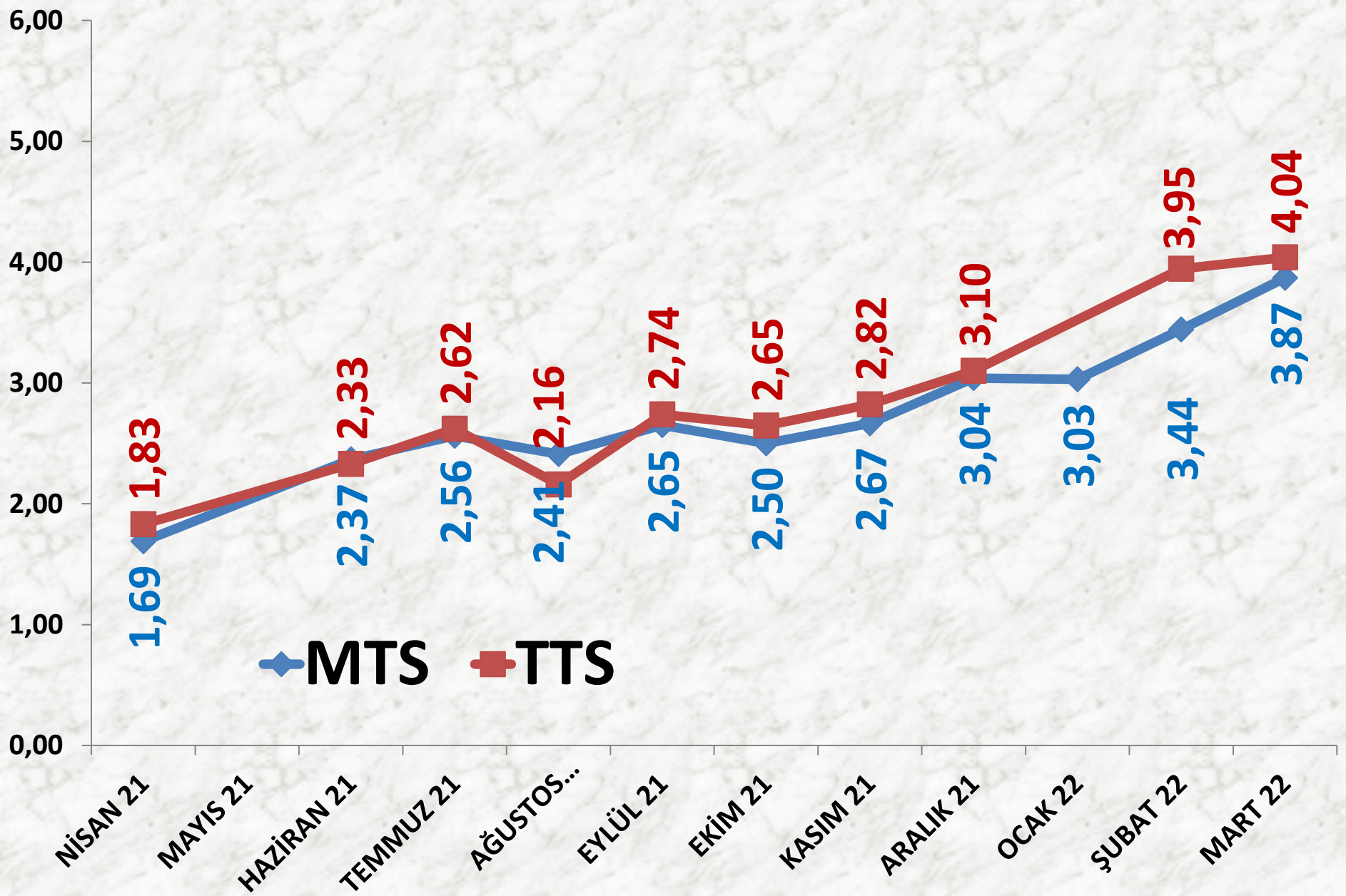
İŞLEM HACMİ (TON)	2020 MART	2021 MART		2022 MART	
<i>MTS</i>	158 TON	221%	508 TON	-45%	281 TON
<i>TTS</i>	20 TON	6406%	1.301 TON	-81%	249 TON

EN AZ FİYAT	2020 MART	2021 MART		2022 MART	
MTS	1,20 TL	13%	1,35 TL	78%	2,40 TL
TTS	1,35 TL	-1%	1,33 TL	178%	3,70 TL

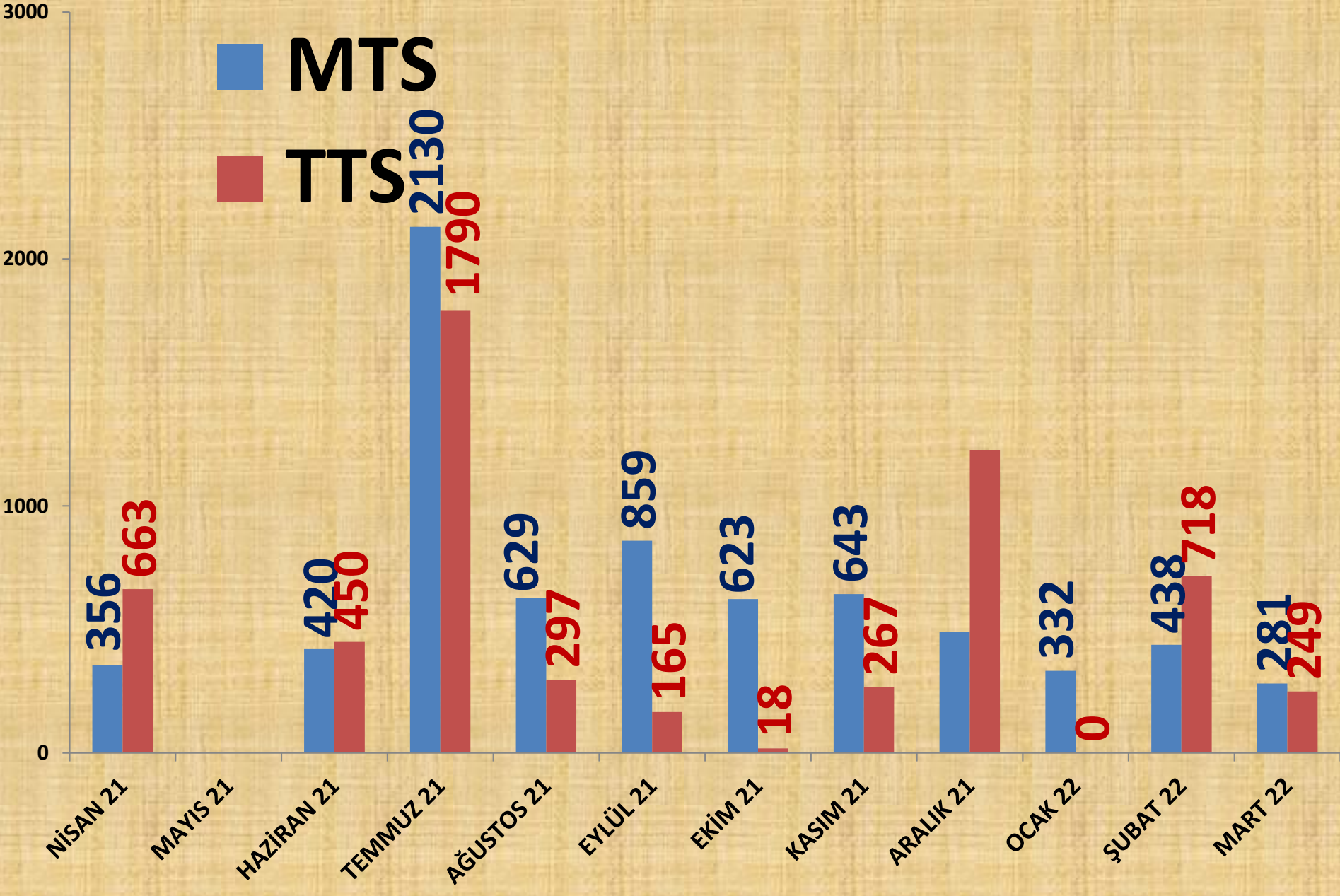
EN ÇOK FİYAT	2020 MART	2021 MART		2022 MART	
MTS	1,32 TL	43%	1,89 TL	133%	4,40 TL
TTS	1,35 TL	85%	2,50 TL	84%	4,60 TL

ORT. FİYAT	2020 MART	2021 MART		2022 MART	
MTS	1,29 TL	32%	1,71 TL	127%	3,87 TL
TTS	1,35 TL	15%	1,56 TL	159%	4,04 TL

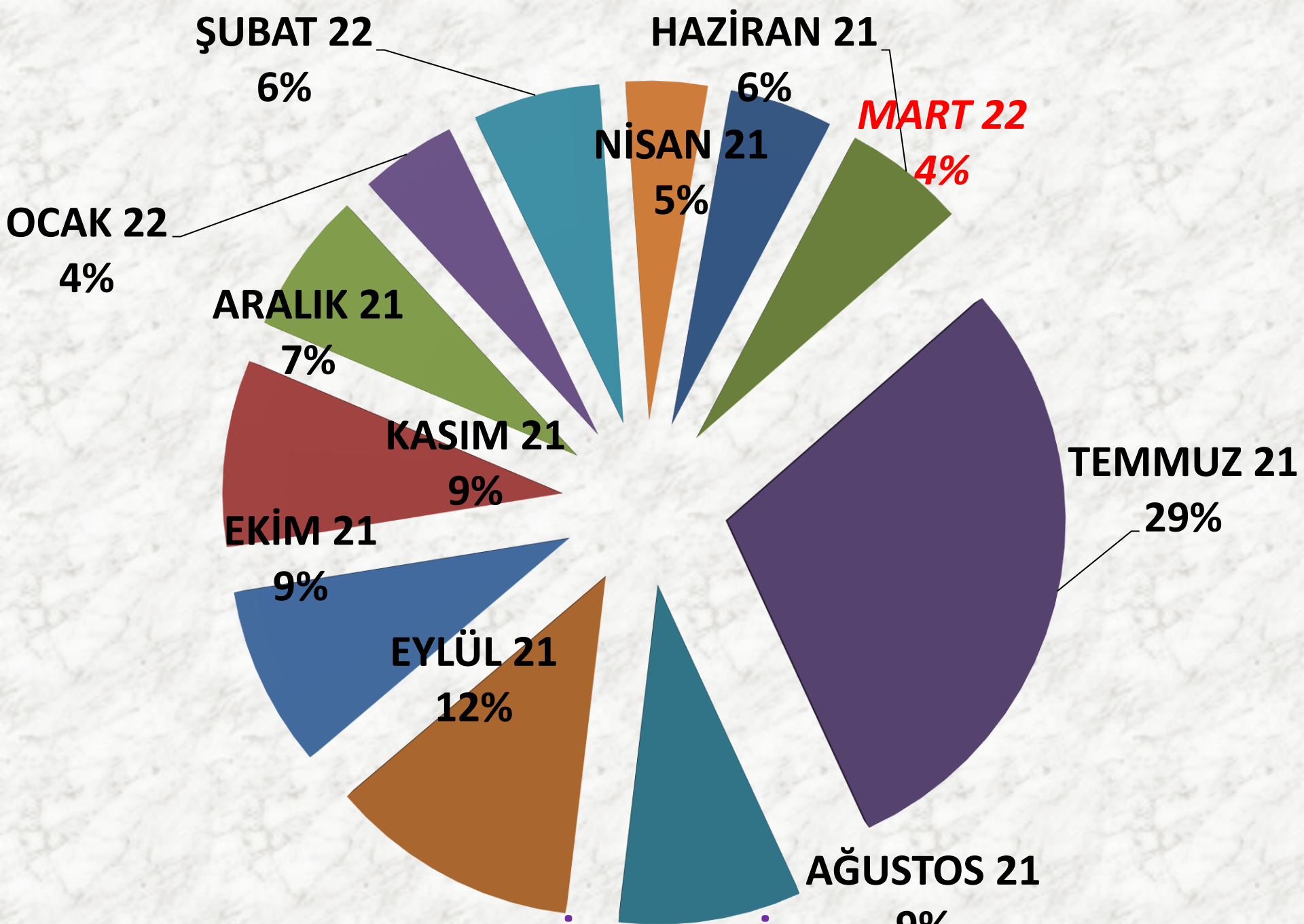
AYLIK ARPA FİYAT TRENDİ_(TL)



AYLIK ARPA İŞLEM MİKTARI (TON)



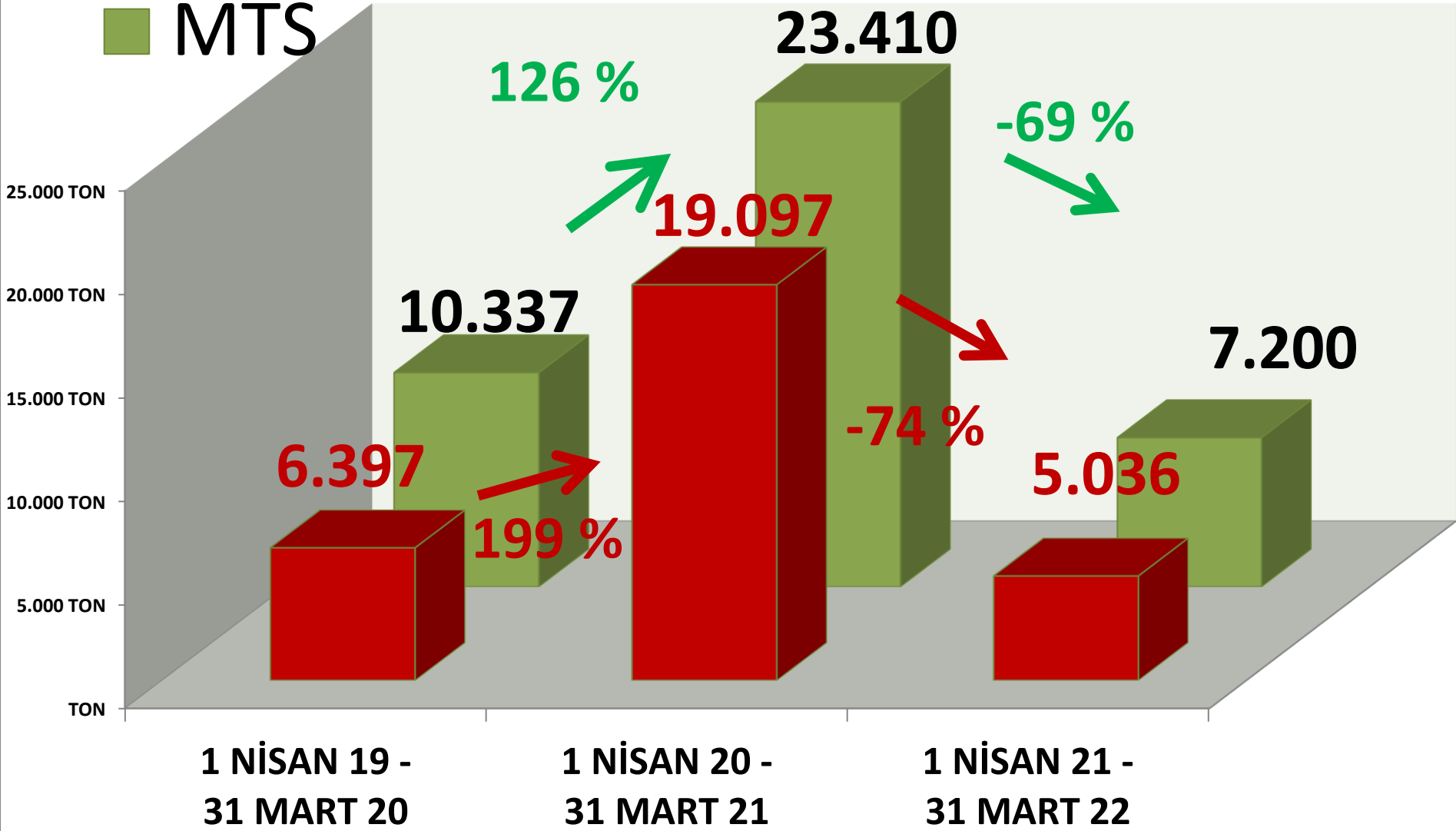
AYLIK ARPA MTS İŞLEM MİKTARI ORANLARI



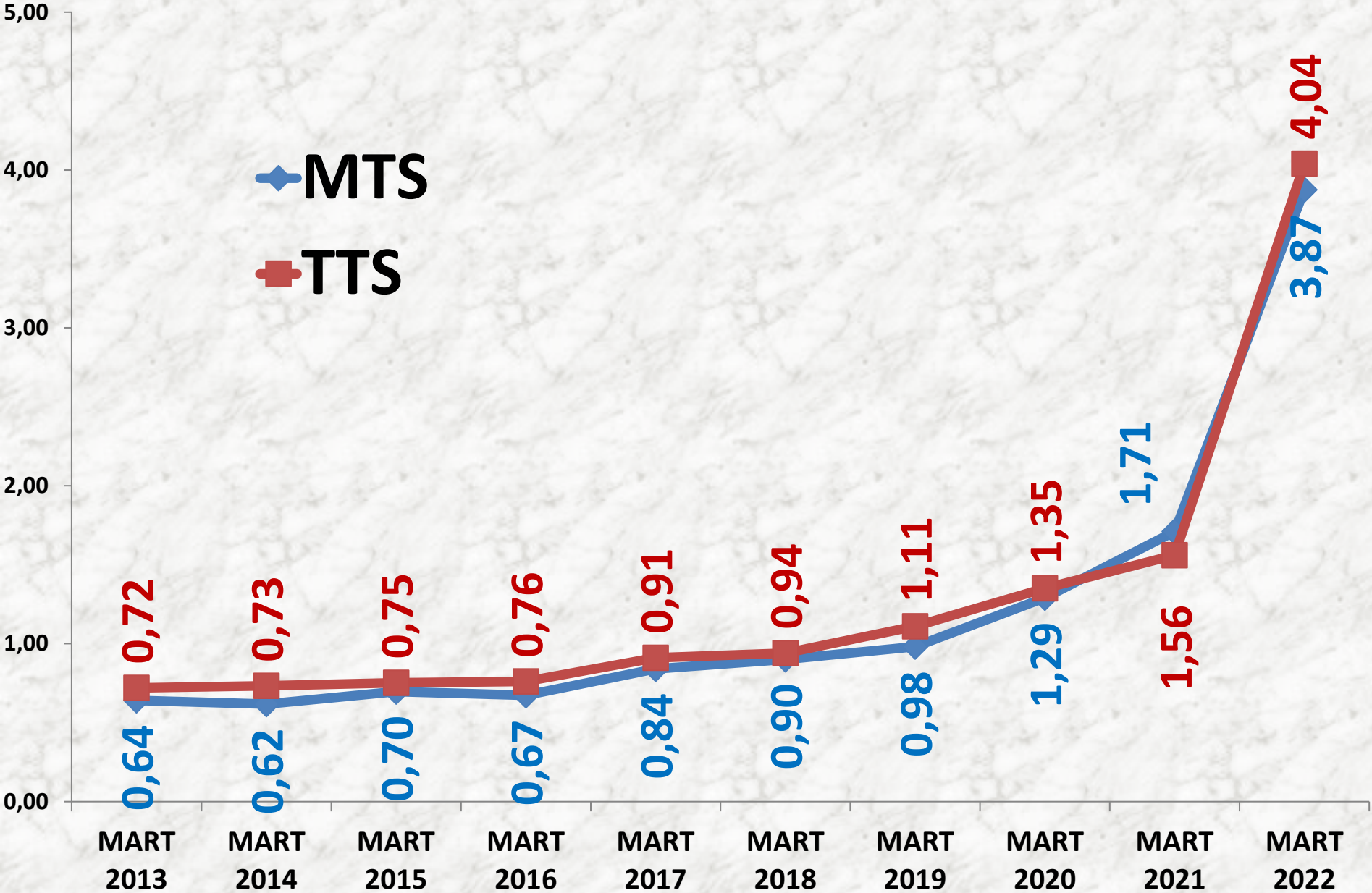
■ TTS

YILLIK ARPA İŞLEM MİKTARI (TON)

■ MTS



MART AYLARI ARPA FİYAT TRENDİ (TL)



BUĞDAY

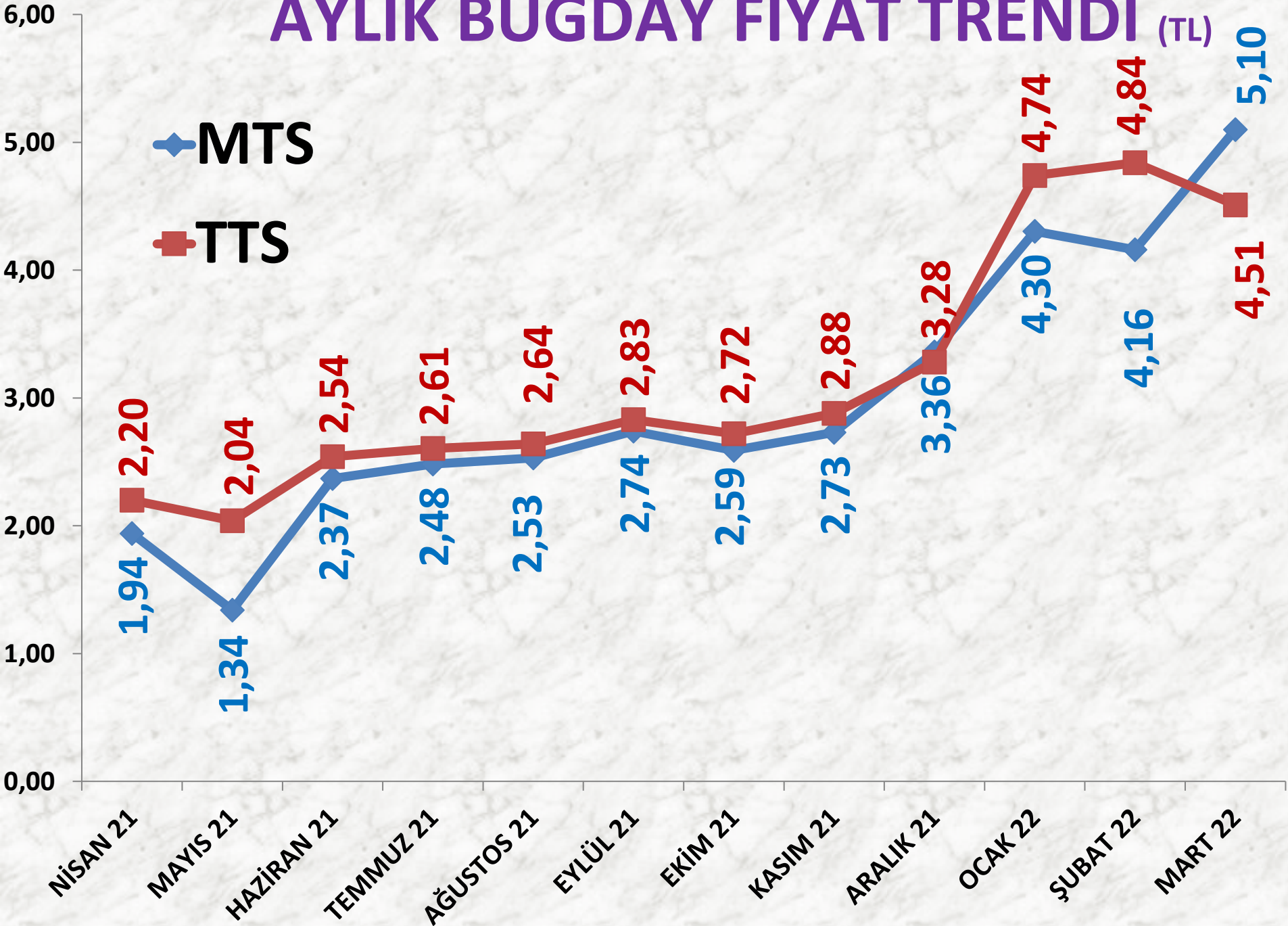
İŞLEM MİKTARI (TON)	2020 MART	2021 MART		2022 MART	
<i>MTS</i>	267 TON	69%	451 TON	106%	929 TON
<i>TTS</i>	149 TON	763%	1.289 TON	-60%	521 TON

EN AZ FİYAT	2020 MART	2021 MART		2022 MART	
MTS	1,40 TL	9%	1,52 TL	64%	2,50 TL
TTS	1,55 TL	10%	1,70 TL	118%	3,70 TL

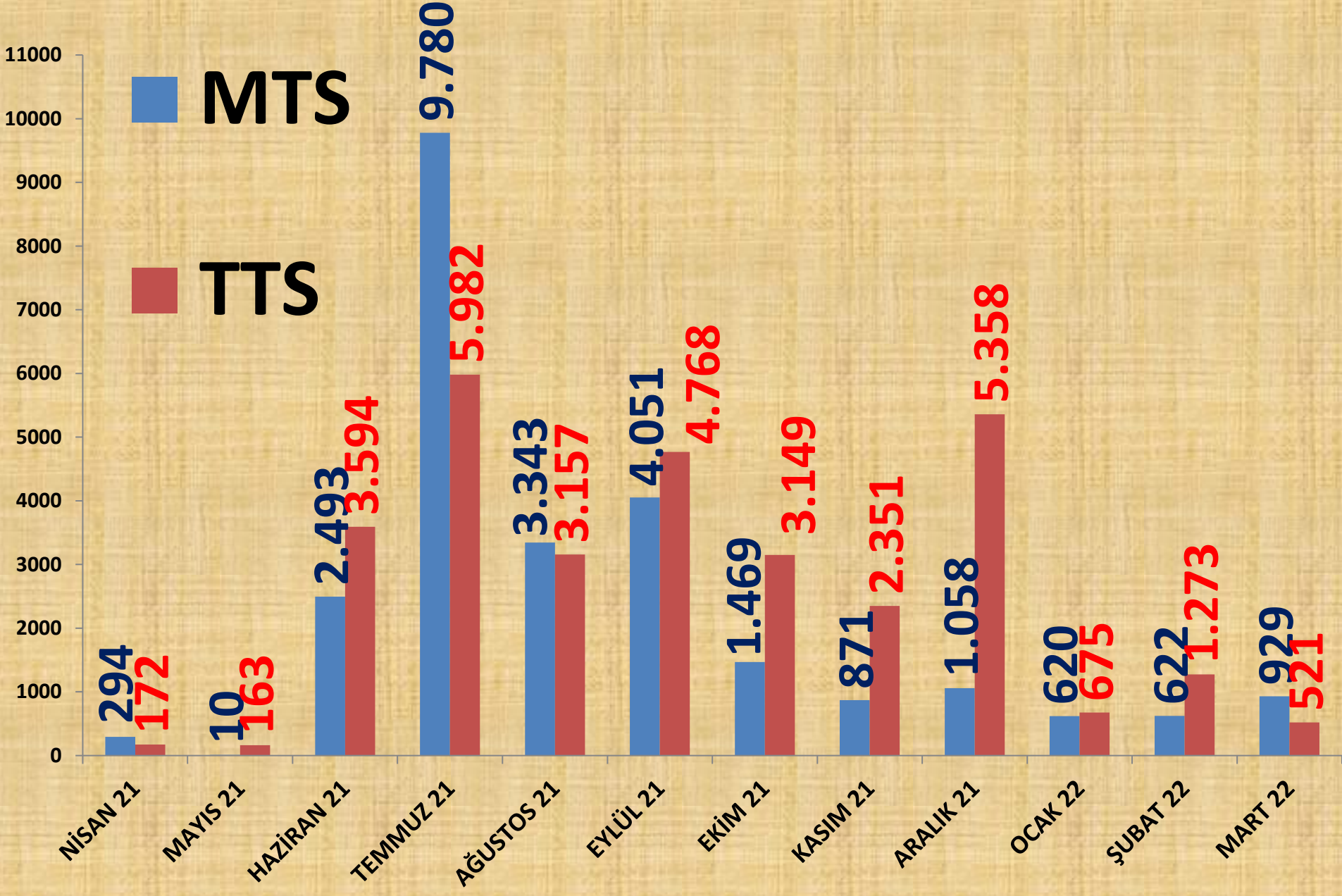
EN ÇOK FİYAT	2020 MART	2021 MART		2022 MART	
MTS	1,78 TL	35%	2,40 TL	126%	5,42 TL
TTS	2,00 TL	13%	2,25 TL	153%	5,70 TL

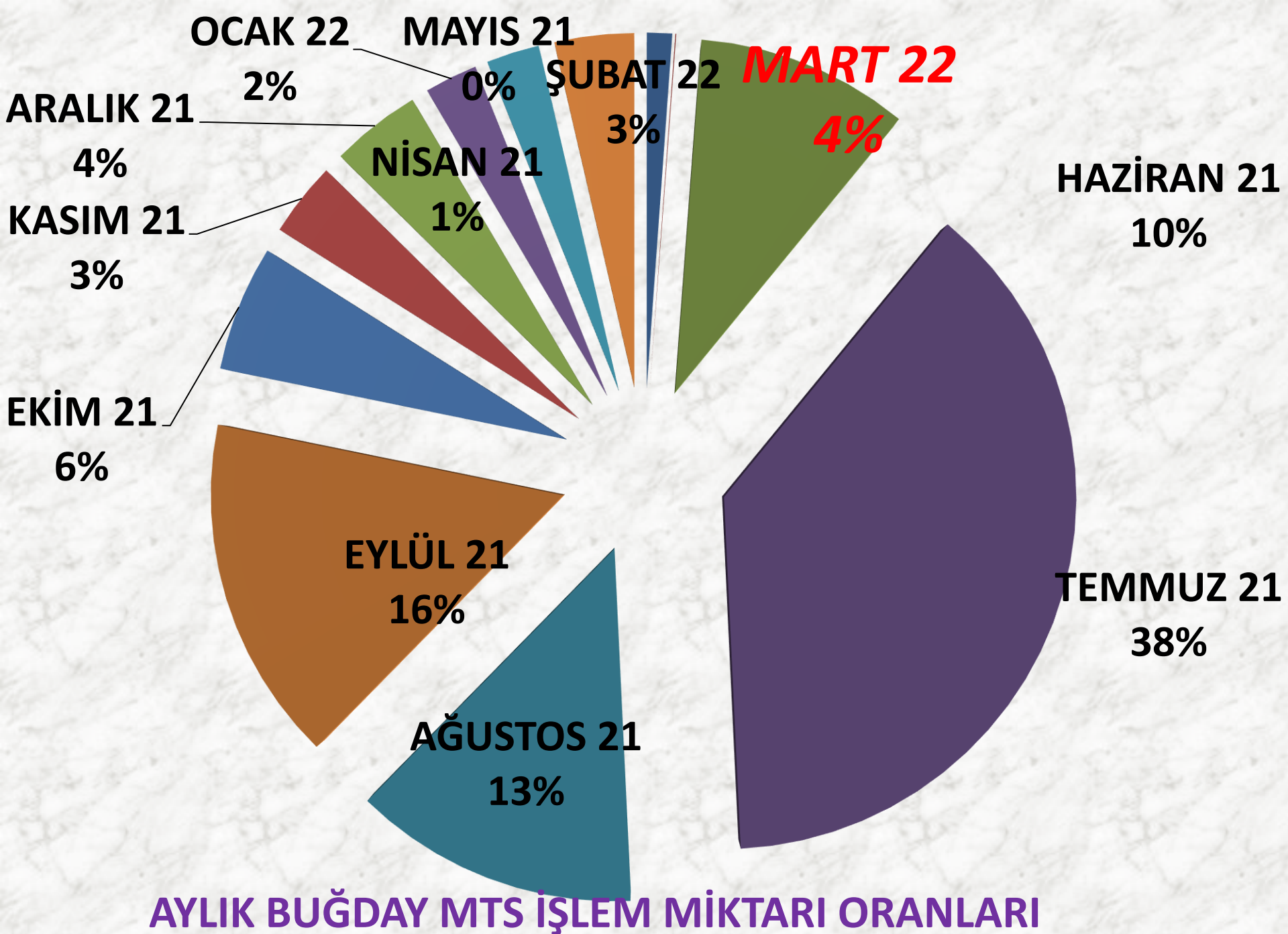
ORT. FİYAT	2020 MART	2021 MART		2022 MART	
MTS	1,57 TL	32%	2,07 TL	146%	5,10 TL
TTS	1,63 TL	26%	2,04 TL	121%	4,51 TL

AYLIK BUĞDAY FİYAT TRENDİ (TL)



AYLIK BUĞDAY İŞLEM MİKTARI (TON)

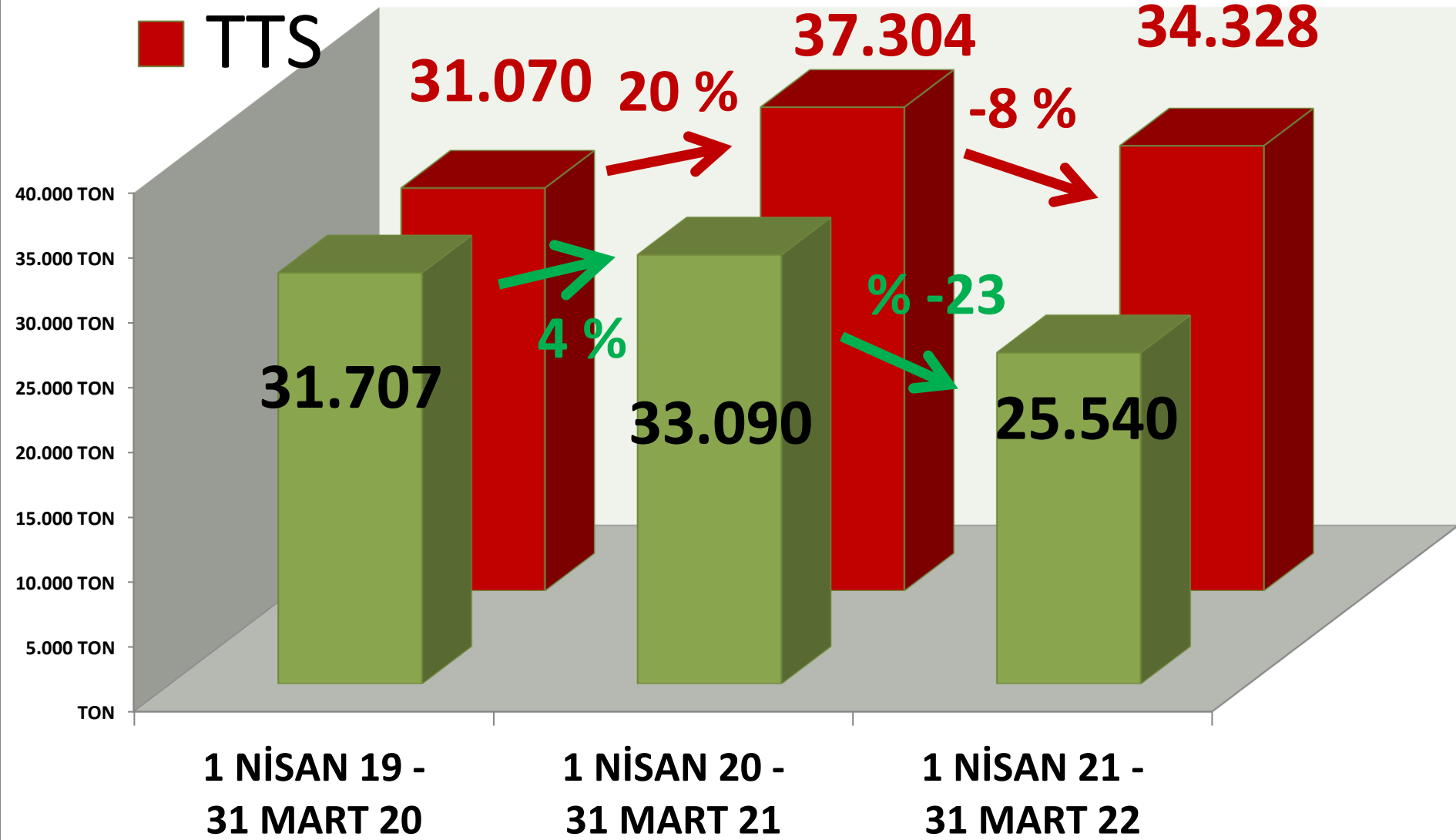




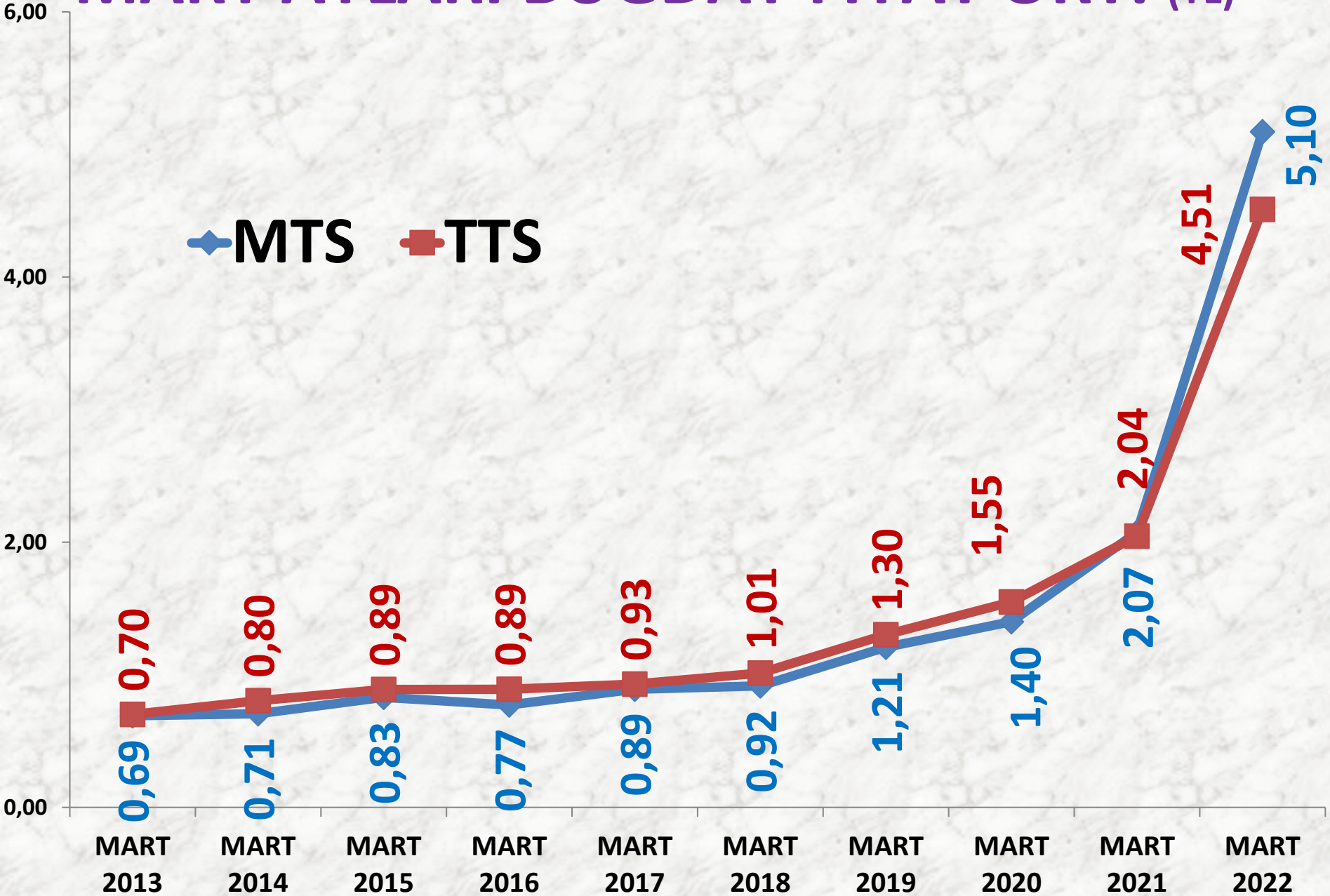
■ MTS

YILLIK BUĞDAY İŞLEM MİKTARI (TON)

■ TTS



MART AYLARI BUĞDAY FİYAT ORT. (TL)



MISIR DANE

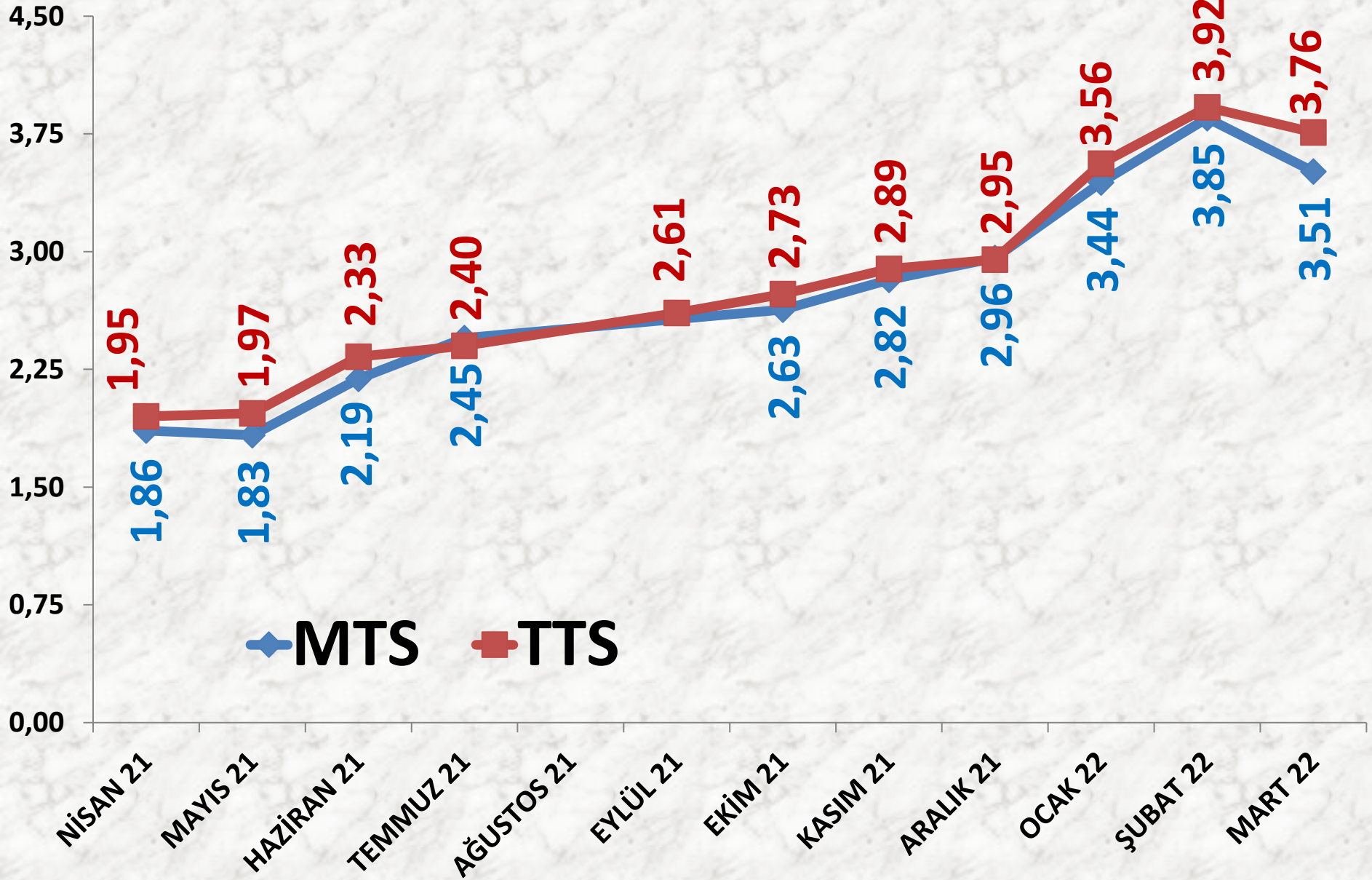
İŞLEM MİKTARI (TON)	2020 MART	2021 MART		2022 MART	
MTS	2.683 TON	-6%	2.515 TON	-25%	1.877 TON
TTS	5.080 TON	-54%	2.319 TON	-25%	1.749 TON

EN AZ FİYAT	2020 MART	2021 MART		2022 MART	
MTS	1,00 TL	30%	1,30 TL	115%	2,80 TL
TTS	1,25 TL	44%	1,80 TL	94%	3,50 TL

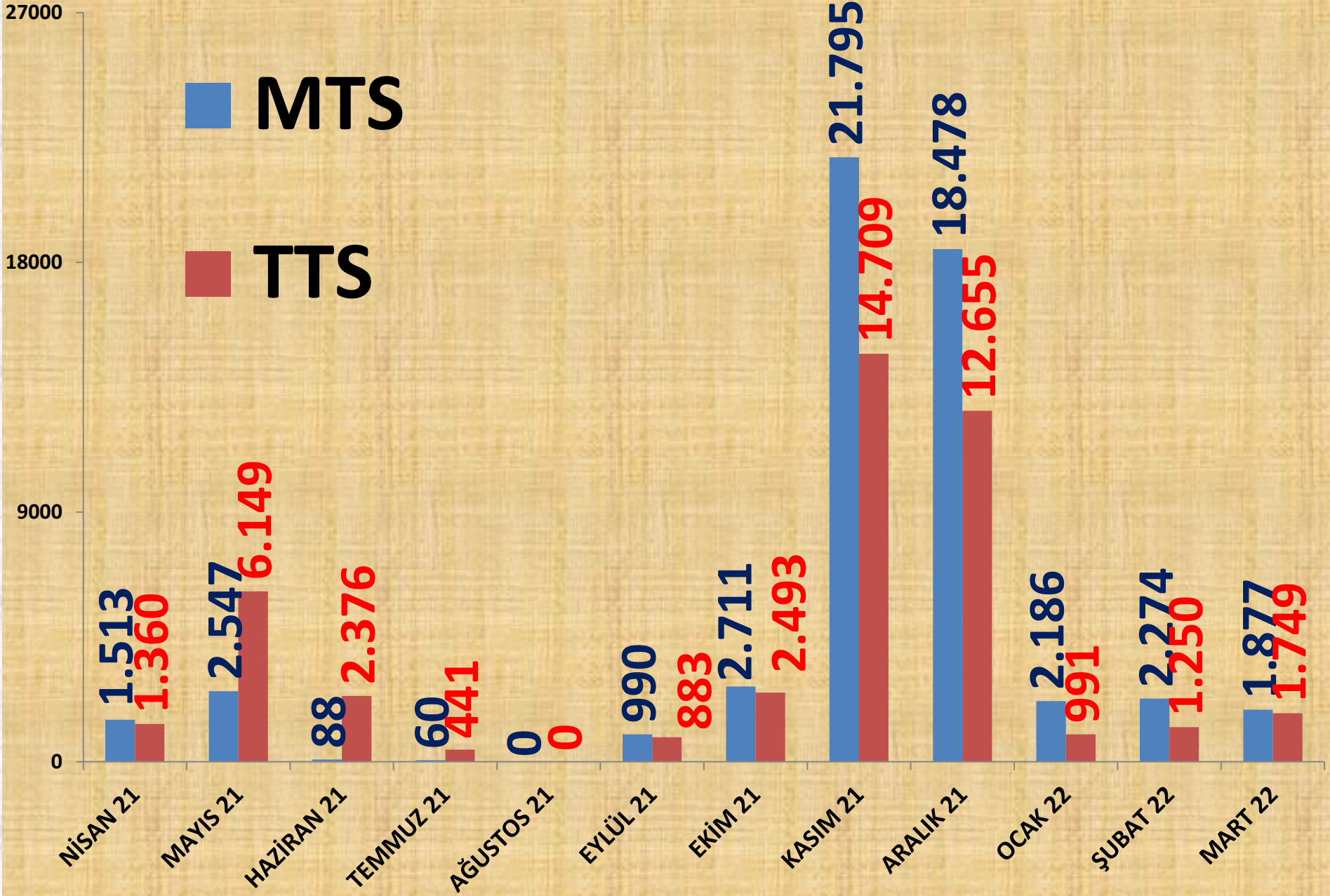
EN ÇOK FİYAT	2020 MART	2021 MART		2022 MART	
MTS	1,30 TL	50%	1,95 TL	167%	5,20 TL
TTS	1,45 TL	41%	2,05 TL	159%	5,30 TL

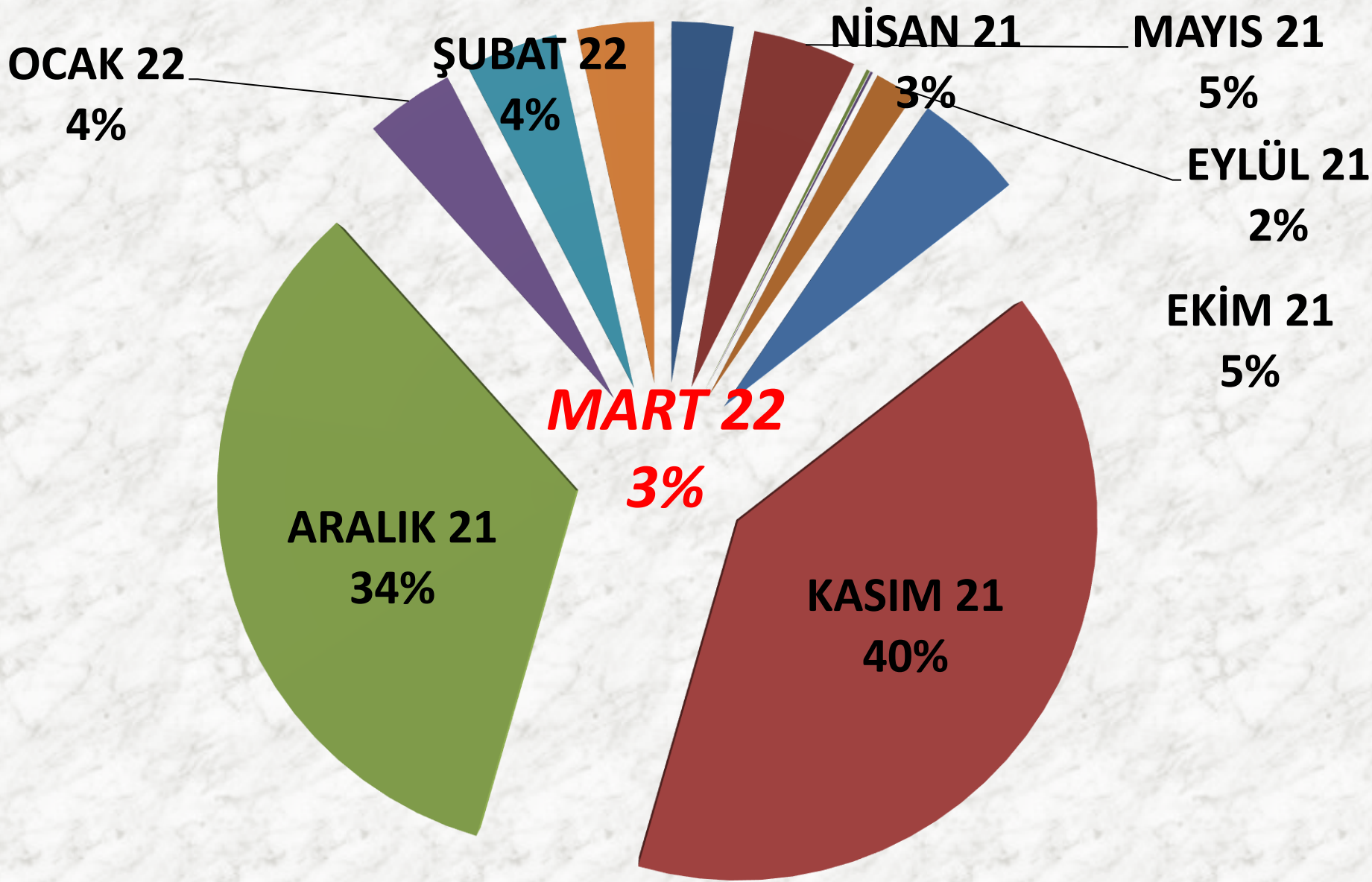
ORT. FİYAT	2020 MART	2021 MART		2022 MART	
MTS	1,23 TL	50%	1,85 TL	90%	3,51 TL
TTS	1,31 TL	41%	1,85 TL	103%	3,76 TL

AYLIK MISIR DANE FİYAT TRENDİ (TL)



AYLIK MISIR DANE İŞLEM MİKTARI (TON)

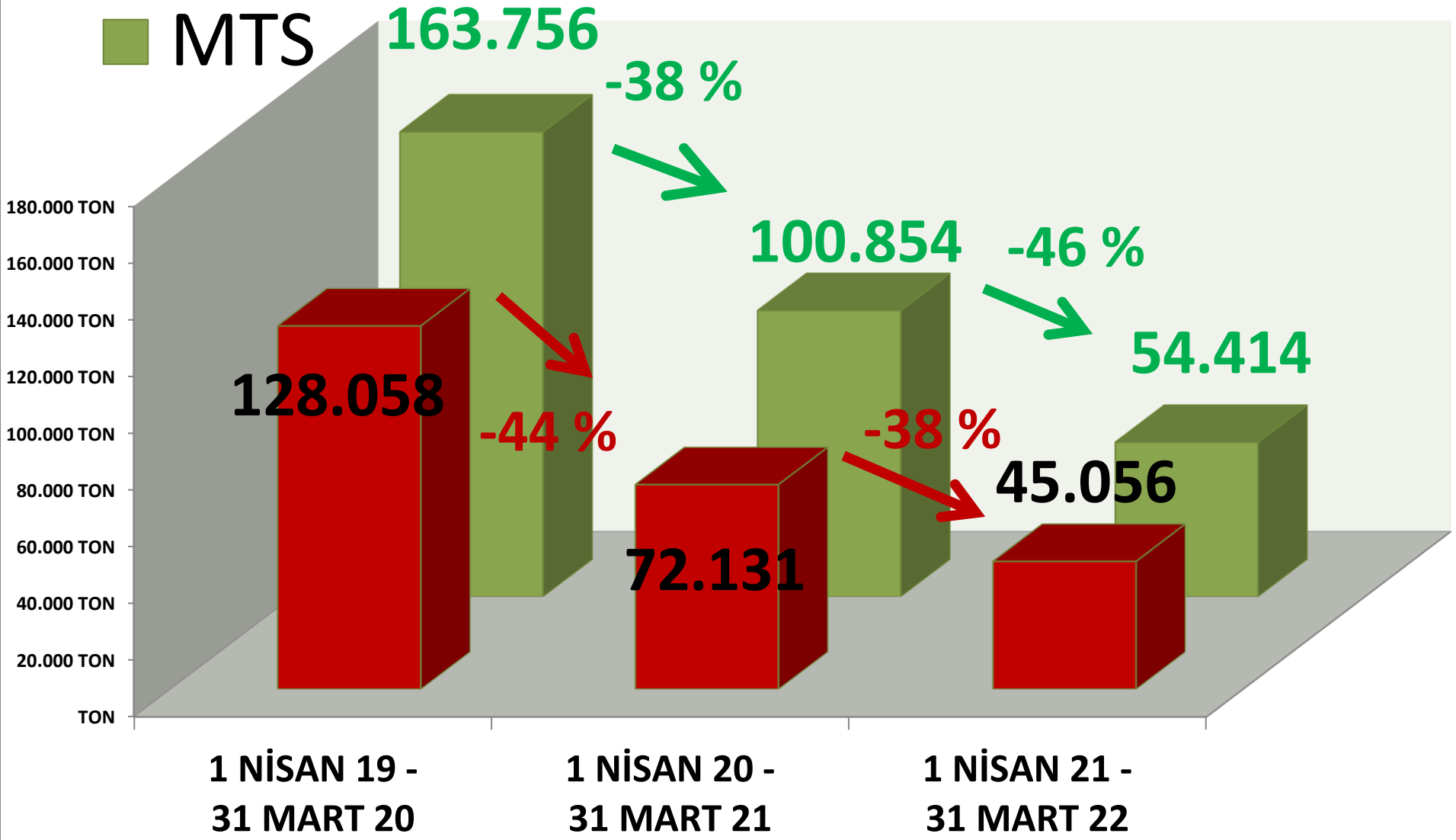




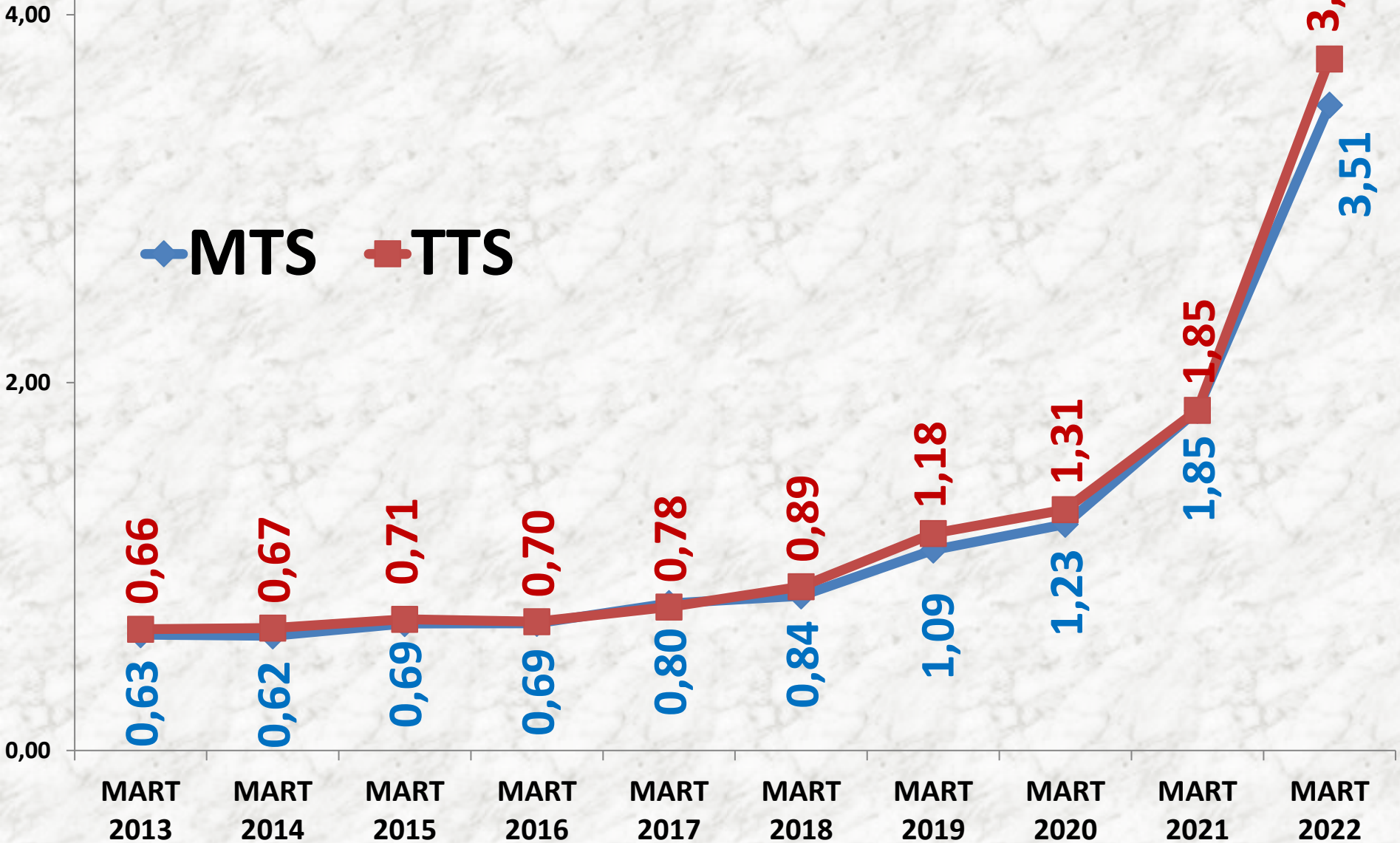
MISIR DANE MTS İŞLEM MİKTARI ORANLARI

TTS YILLIK MISIR DANE İŞLEM MİKTARI (TON)

■ TTS
■ MTS



MART AYLARI DANE MISIR FİYAT ORT. (TL)



NOHUT

İŞLEM HACMİ (TON)	2020 MART	2021 MART		2022 MART	
<i>MTS</i>	322 TON	47%	472 TON	-26%	350 TON
<i>TTS</i>	786 TON	-80%	160 TON	-90%	16 TON

EN AZ FİYAT	2020 MART	2021 MART		2022 MART	
<i>MTS</i>	3,00 TL	24%	3,71 TL	223%	12,00 TL
<i>TTS</i>	3,40 TL	-41%	2,00 TL	450%	11,00 TL

EN ÇOK FİYAT	2020 MART	2021 MART		2022 MART	
<i>MTS</i>	10,00 TL	22%	12,16 TL	106%	25,00 TL
<i>TTS</i>	7,50 TL	0%	7,50 TL	100%	15,00 TL

ORT. FİYAT	2020 MART	2021 MART		2022 MART	
<i>MTS</i>	5,78 TL	24%	7,19 TL	162%	18,80 TL
<i>TTS</i>	4,13 TL	20%	4,95 TL	198%	14,73 TL

NOHUT DOĞAL

İŞLEM HACMI (TON)	2020 MART	2021 MART		2022 MART	
MTS	109 TON	105%	225 TON	-84%	37 TON
TTS	558 TON	-71%	160 TON	-90%	16 TON

EN AZ FİYAT	2020 MART	2021 MART		2022 MART	
MTS	3,00 TL	24%	3,71 TL	223%	12,00 TL
TTS	3,40 TL	-21%	2,70 TL	307%	11,00 TL

EN ÇOK FİYAT	2020 MART	2021 MART		2022 MART	
MTS	3,80 TL	42%	5,40 TL	178%	15,00 TL
TTS	5,00 TL	-2%	4,90 TL	206%	15,00 TL

ORT. FİYAT	2020 MART	2021 MART		2022 MART	
MTS	3,28 TL	28%	4,19 TL	206%	12,82 TL
TTS	4,20 TL	18%	4,94 TL	198%	14,73 TL

NOHUT - ELENMİŞ

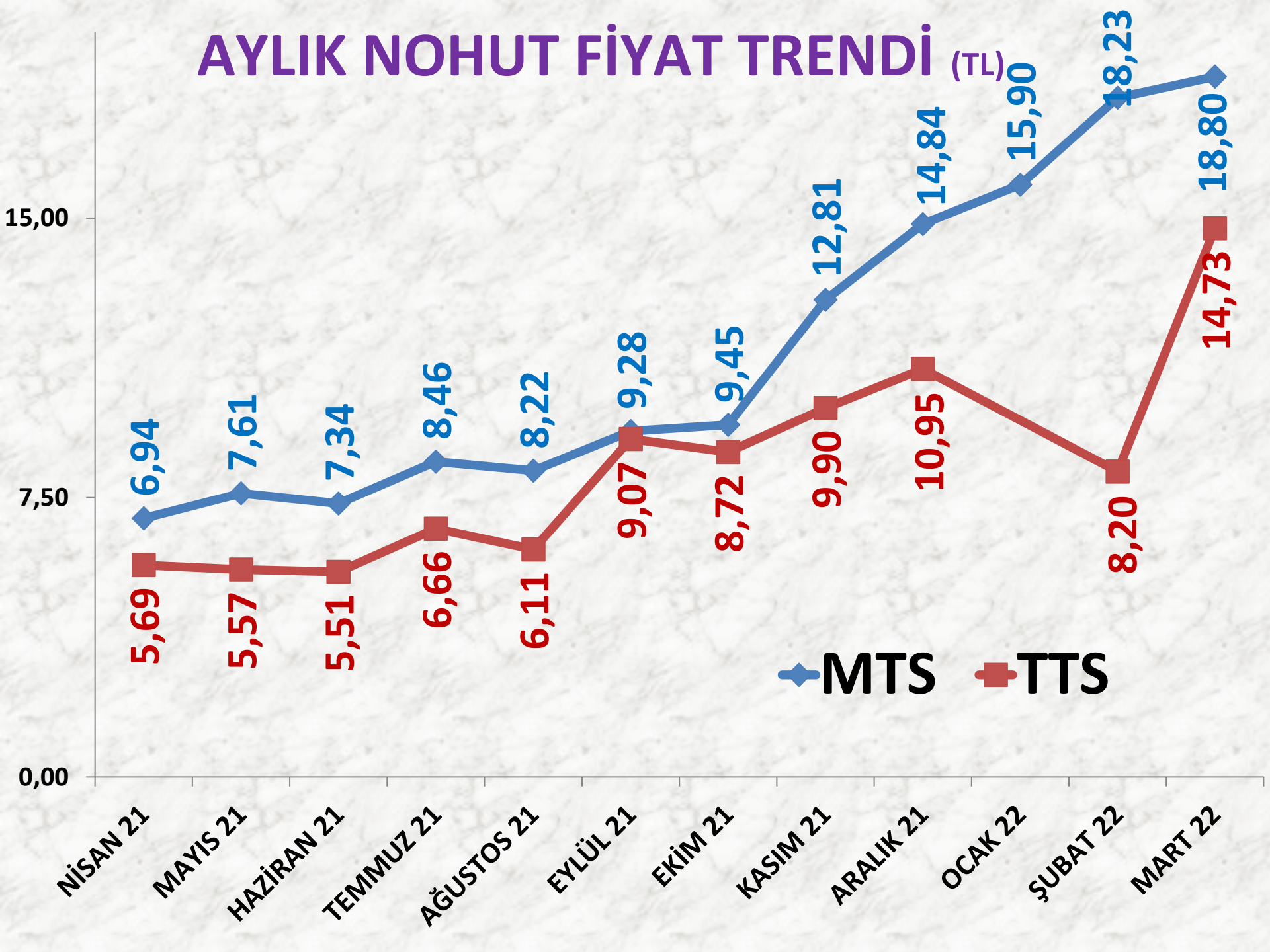
İŞLEM HACMİ (TON)	2020 MART	2021 MART		2022 MART	
<i>MTS</i>	212 TON	17%	247 TON	27%	313 TON
<i>TTS</i>	110 TON	-100%	0	-	0

EN AZ FİYAT	2020 MART	2021 MART		2022 MART	
MTS	5,97 TL	9%	6,50 TL	162%	17,00 TL
TTS	5,05 TL	-	-	-	-

EN ÇOK FİYAT	2020 MART	2021 MART		2022 MART	
MTS	10,00 TL	22%	12,16 TL	64%	20,00 TL
TTS	7,50 TL	-	-	-	-

ORT. FİYAT	2020 MART	2021 MART		2022 MART	
MTS	7,06 TL	40%	9,91 TL	97%	19,50 TL
TTS	5,96 TL	-	-	-	-

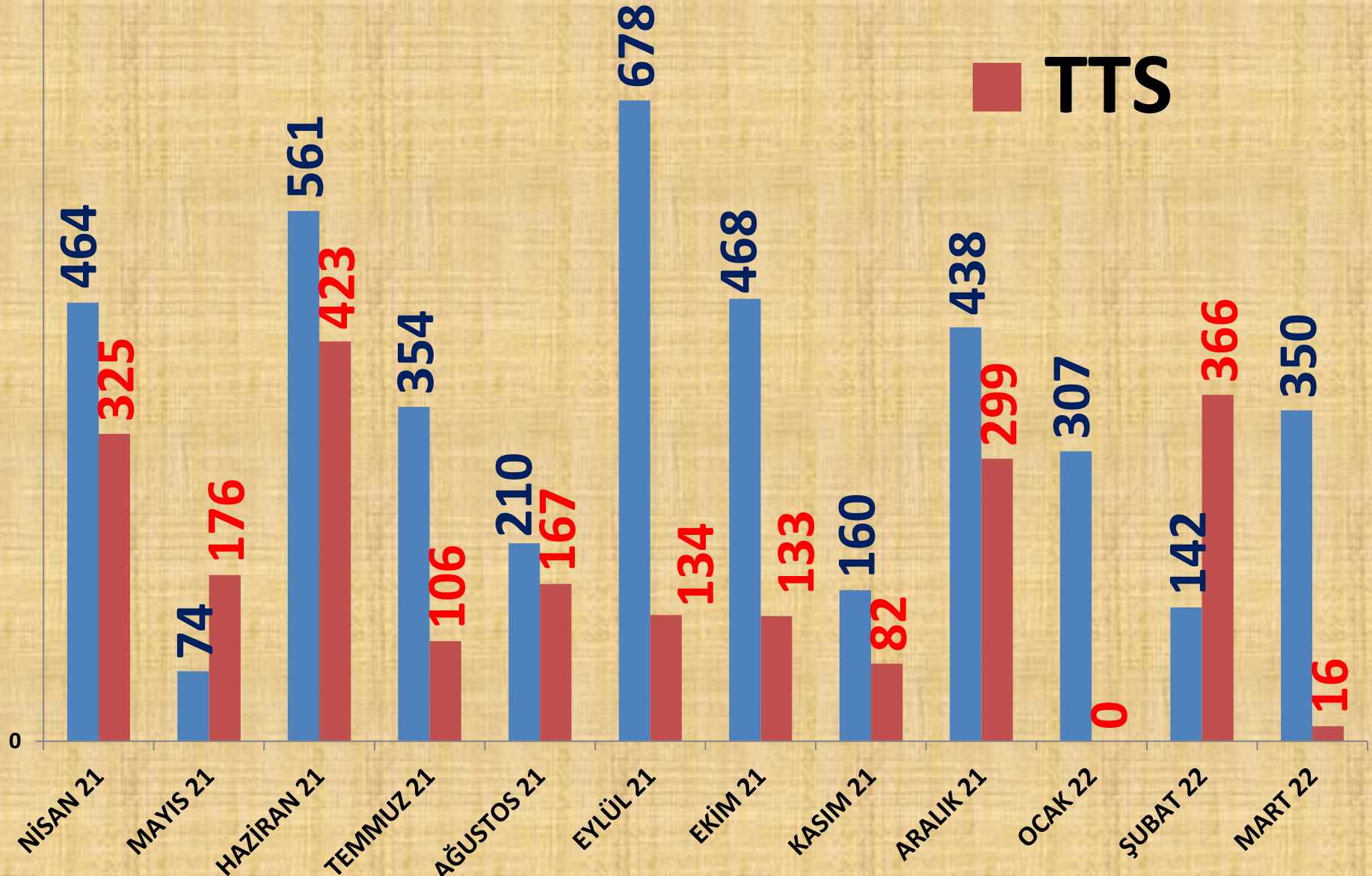
AYLIK NOHUT FİYAT TRENDİ (TL)

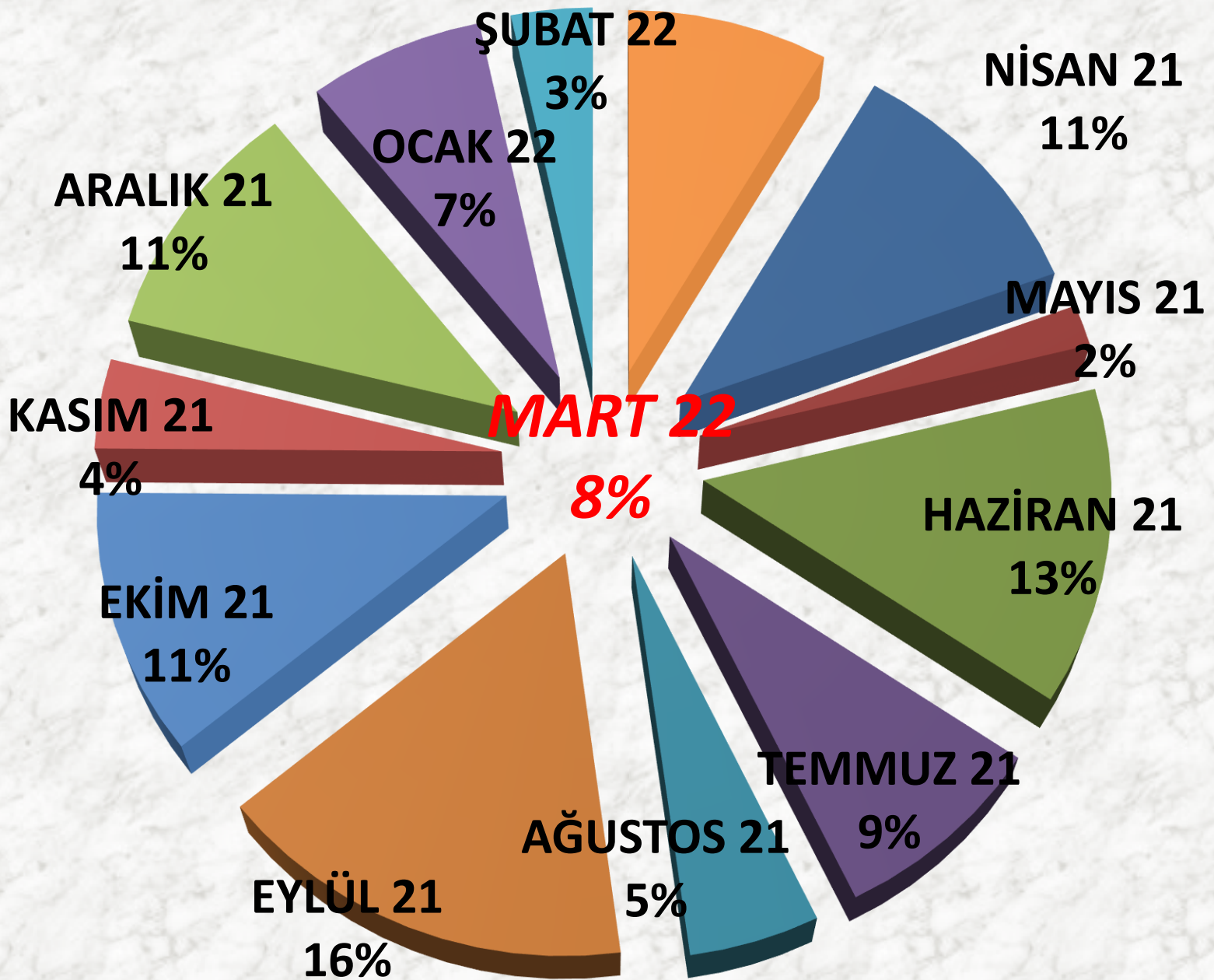


AYLIK NOHUT İŞLEM MİKTARI (TON)

■ MTS

■ TTS



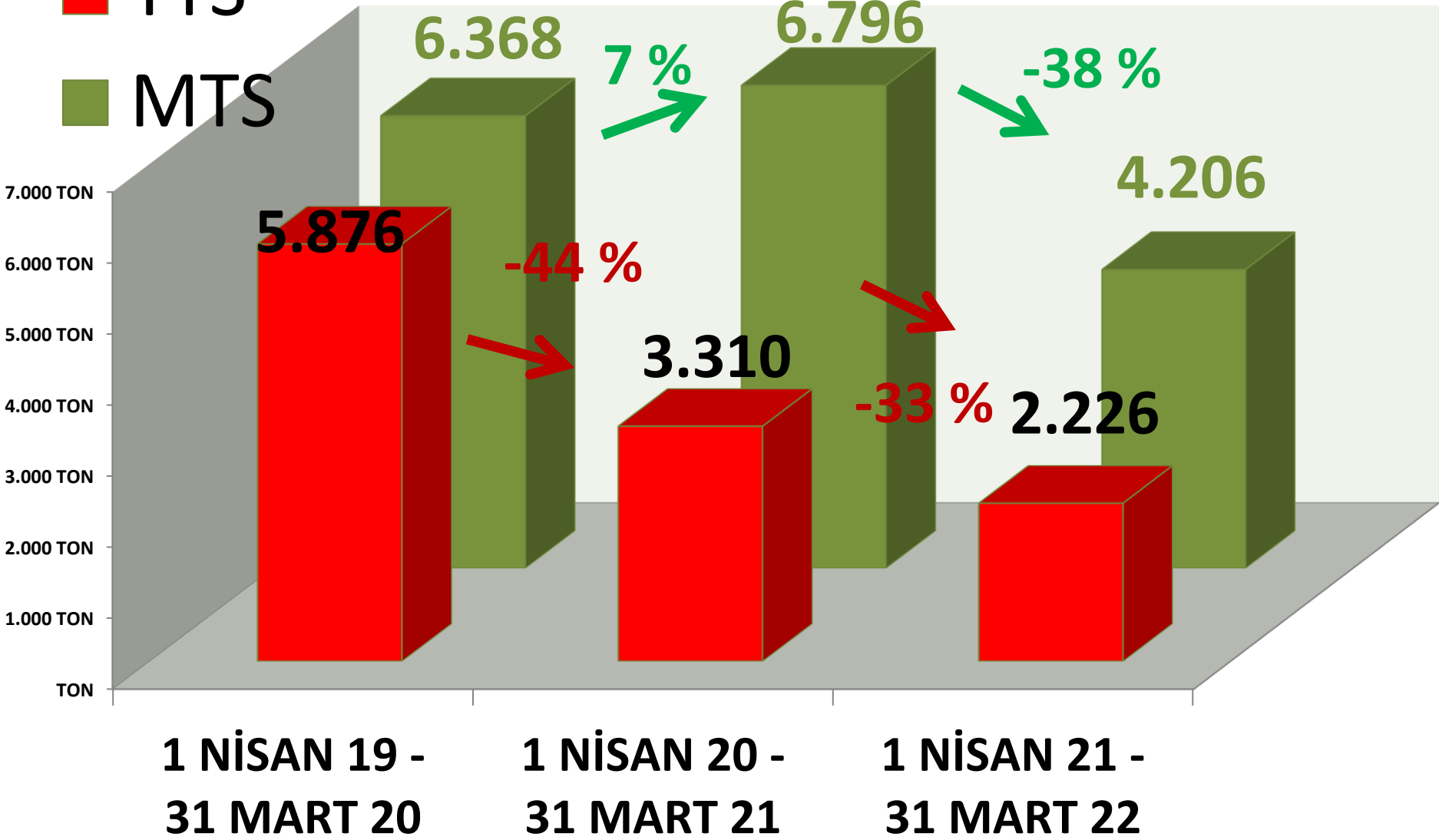


AYLIK NOHUT MTS İŞLEM MİKTARI ORANLARI

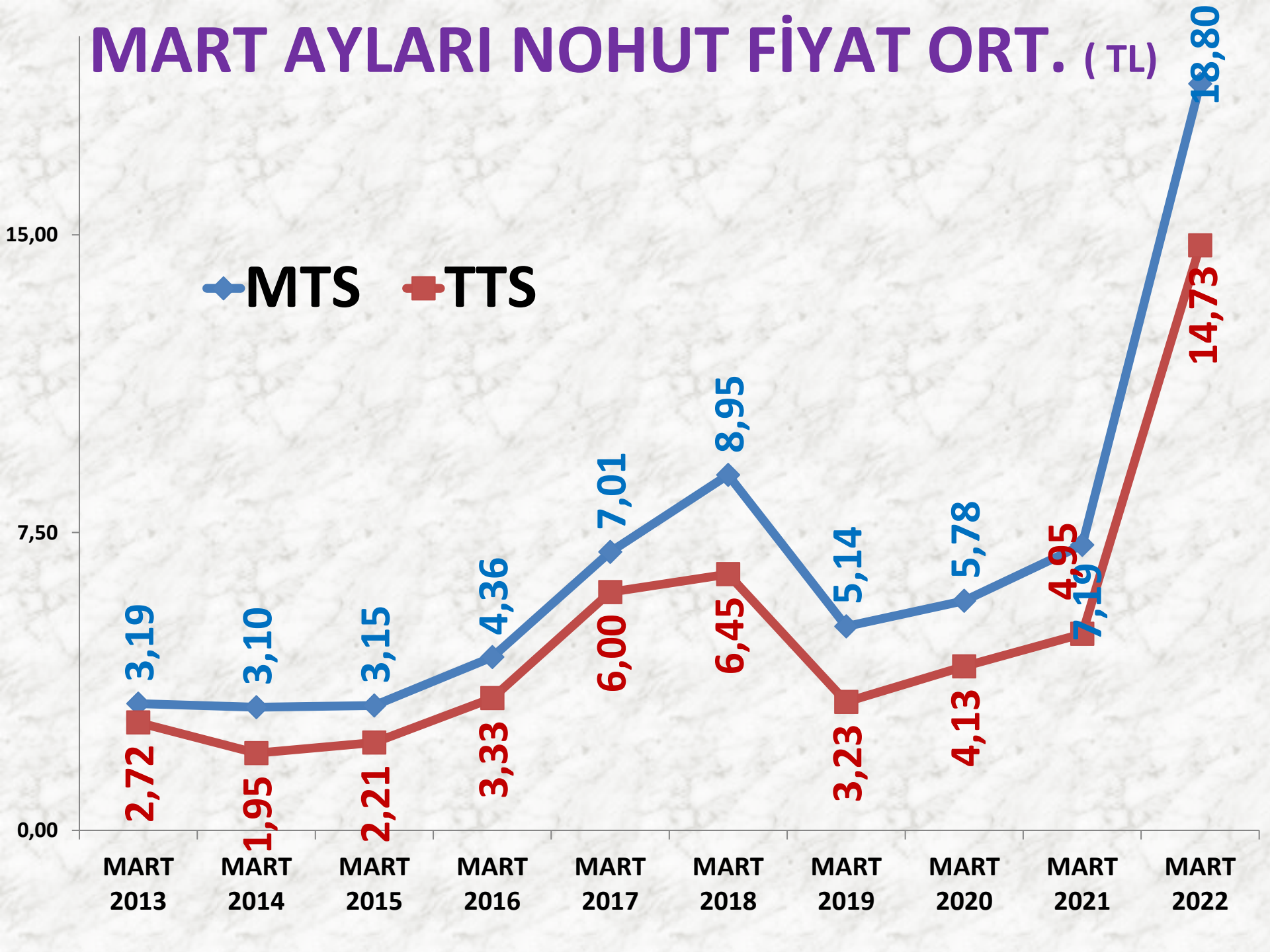
YILLIK TOPLAM NOHUT İŞLEM MİKTARI (TON)

■ TTS

■ MTS



MART AYLARI NOHUT FİYAT ORT. (TL)



BEYAZ LEBLEBİ

LEBLEBİ BEYAZ 8,50 mm

İŞLEM MİKTARI(TON)	2020 MART		2021 MART		2022 MART	
	TTS	19 TON	-63%	7 TON	90%	13 TON

LEBLEBİ BEYAZ 9 mm

İŞLEM MİKTARI (TON)	2020 MART		2021 MART		2022 MART	
	TTS	85 TON	85%	157 TON	-2%	154 TON

BEYAZ LEBLEBİ

LEBLEBİ BEYAZ 9+ 9,50 mm

İŞLEM MİKTARI (TON)	2020 MART	2021 MART		2022 MART	
TTS	141 TON	-73%	38 TON	-54%	17 TON

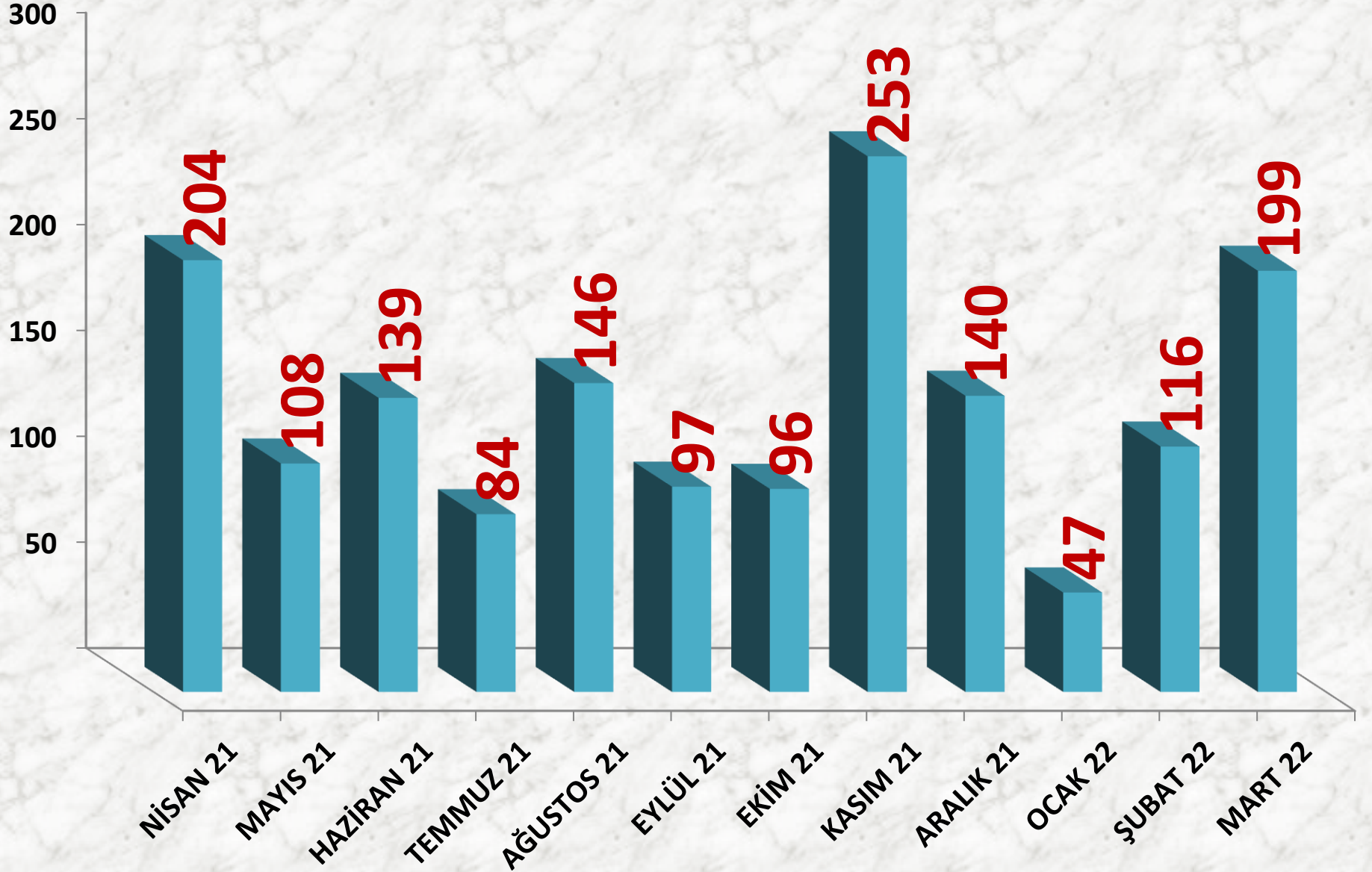
LEBLEBİ BEYAZ Elenti

İŞLEM MİKTARI (TON)	2020 MART	2021 MART		2022 MART	
TTS	0	-	5 TON	197%	14 TON

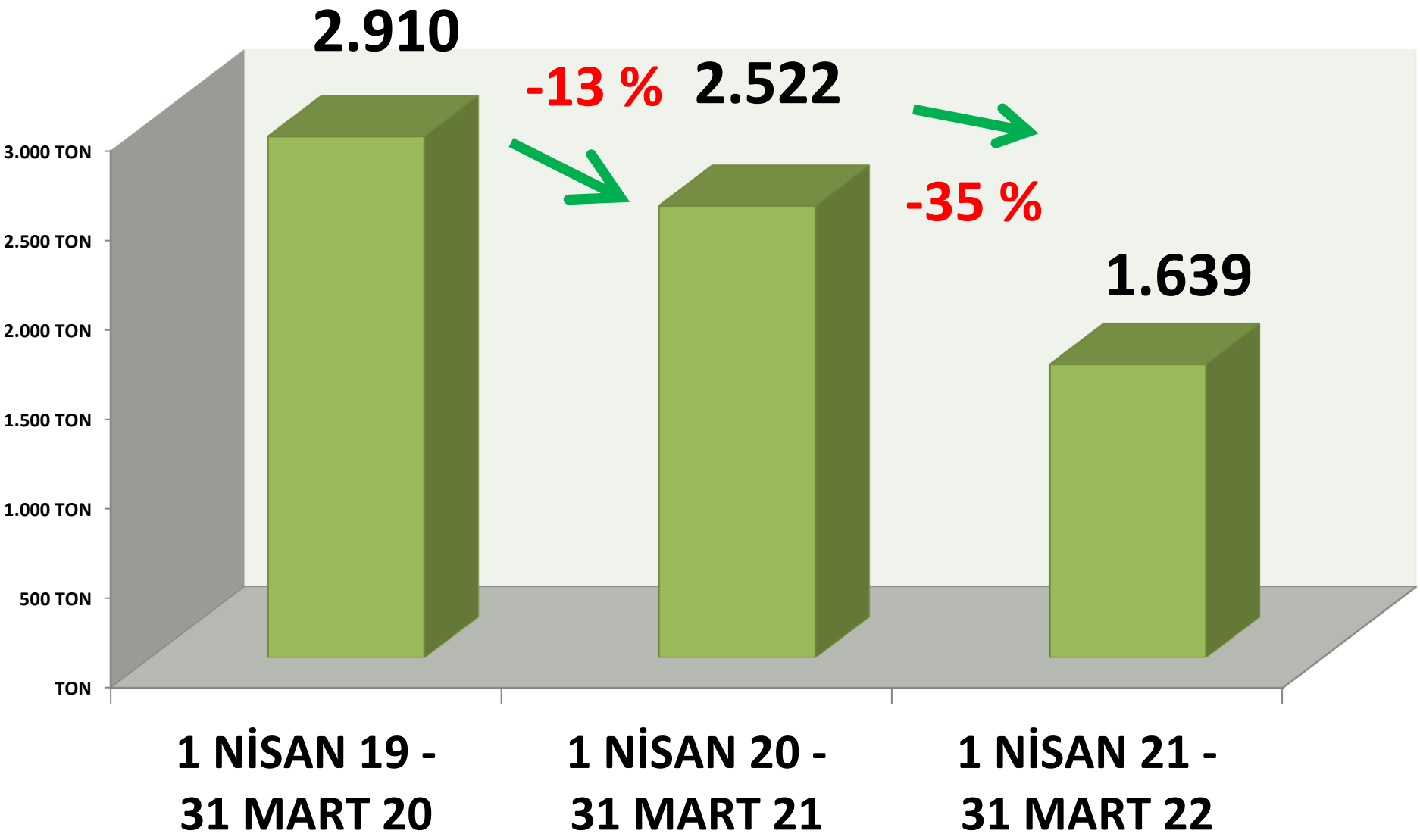
LEBLEBİ BEYAZ TOPLAM

<u>İŞLEM MİKTARI</u> <u>(TON)</u>	<u>2020 MART</u>	<u>2021 MART</u>		<u>2022 MART</u>	
<u>TTS</u>	<u>245 TON</u>	<u>-15%</u>	<u>207 TON</u>	<u>-4%</u>	<u>199 TON</u>

Leblebi Beyaz İşlem Miktarı (Ton)



YILLIK TOPLAM BEYAZ LEBLEBİ İŞLEM MİKTARI (TON)



LEBLEBİ BEYAZ 8,50 mm FİYATLARI

	2020 MART	2021 MART		2022 MART	
EN AZ	7,20 TL	0%	7,20 TL	39%	10,00 TL
EN ÇOK	8,00 TL	-3%	7,80 TL	92%	14,96 TL
ORTALAMA	7,46 TL	2%	7,59 TL	63%	12,37 TL

LEBLEBİ BEYAZ 9 mm FİYATLARI

	2020 MART	2021 MART		2022 MART	
EN AZ	11,00 TL	0%	11,00 TL	82%	20,00 TL
EN ÇOK	16,00 TL	25%	20,00 TL	65%	33,00 TL
ORTALAMA	11,73 TL	25%	14,61 TL	82%	26,51 TL

LEBLEBİ BEYAZ 9+ 9,50 mm FİYATLARI

	2020 MART	2021 MART		2022 MART	
EN AZ	8,00 TL	2%	8,17 TL	96%	16,00 TL
EN ÇOK	11,00 TL	0%	11,00 TL	54%	16,90 TL
ORTALAMA	9,86 TL	-6%	9,23 TL	77%	16,37 TL

LEBLEBİ BEYAZ ELENTİ FİYATLARI

	2020 MART	2021 MART		2022 MART	
ORTALAMA	-	-	3,16 TL	109%	6,61 TL

SARI LEBLEBİ

LEBLEBİ SARI 9 mm

İŞLEM MİKTARI (TON)	2020 MART	2021 MART		2022 MART	
TTS	481 TON	-55%	215 TON	-89%	23 TON

LEBLEBİ SARI 9,50 mm

İŞLEM MİKTARI (TON)	2020 MART	2021 MART		2022 MART	
TTS	765 TON	-31%	526 TON	-100%	2 TON

LEBLEBİ SARI 9,75 mm

İŞLEM MİKTARI (TON)	2020 MART	2021 MART		2022 MART	
TTS	193 TON	226%	629 TON	-90%	63 TON

LEBLEBİ SARI 10 mm

İŞLEM MİKTARI (TON)	2020 MART	2021 MART		2022 MART	
TTS	196 TON	146%	483 TON	23%	596 TON

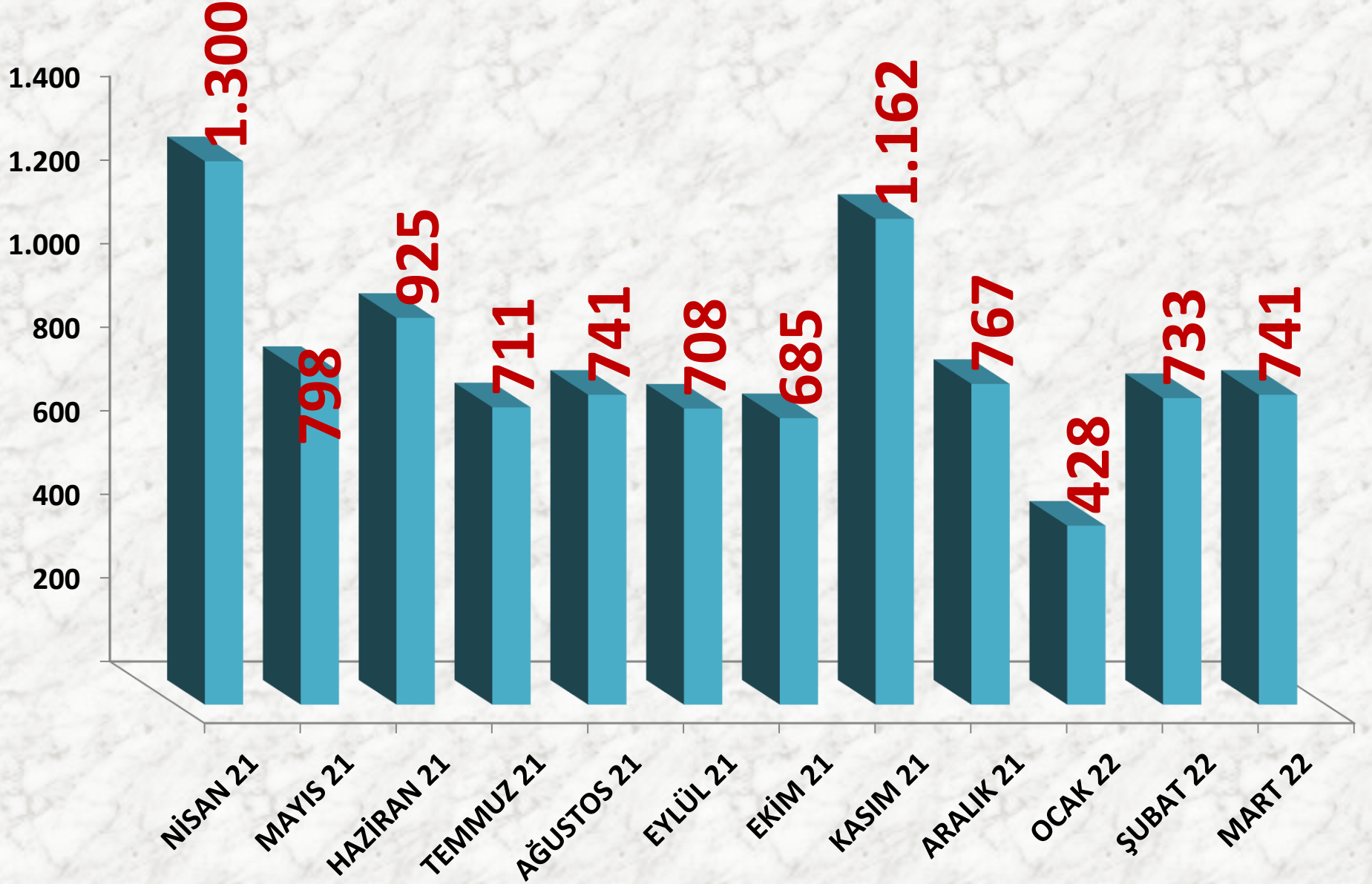
LEBLEBİ SARI Kalburaltı

İŞLEM MİKTARI (TON)	2020 MART	2021 MART		2022 MART	
TTS	26 TON	-35%	17 TON	235%	57 TON

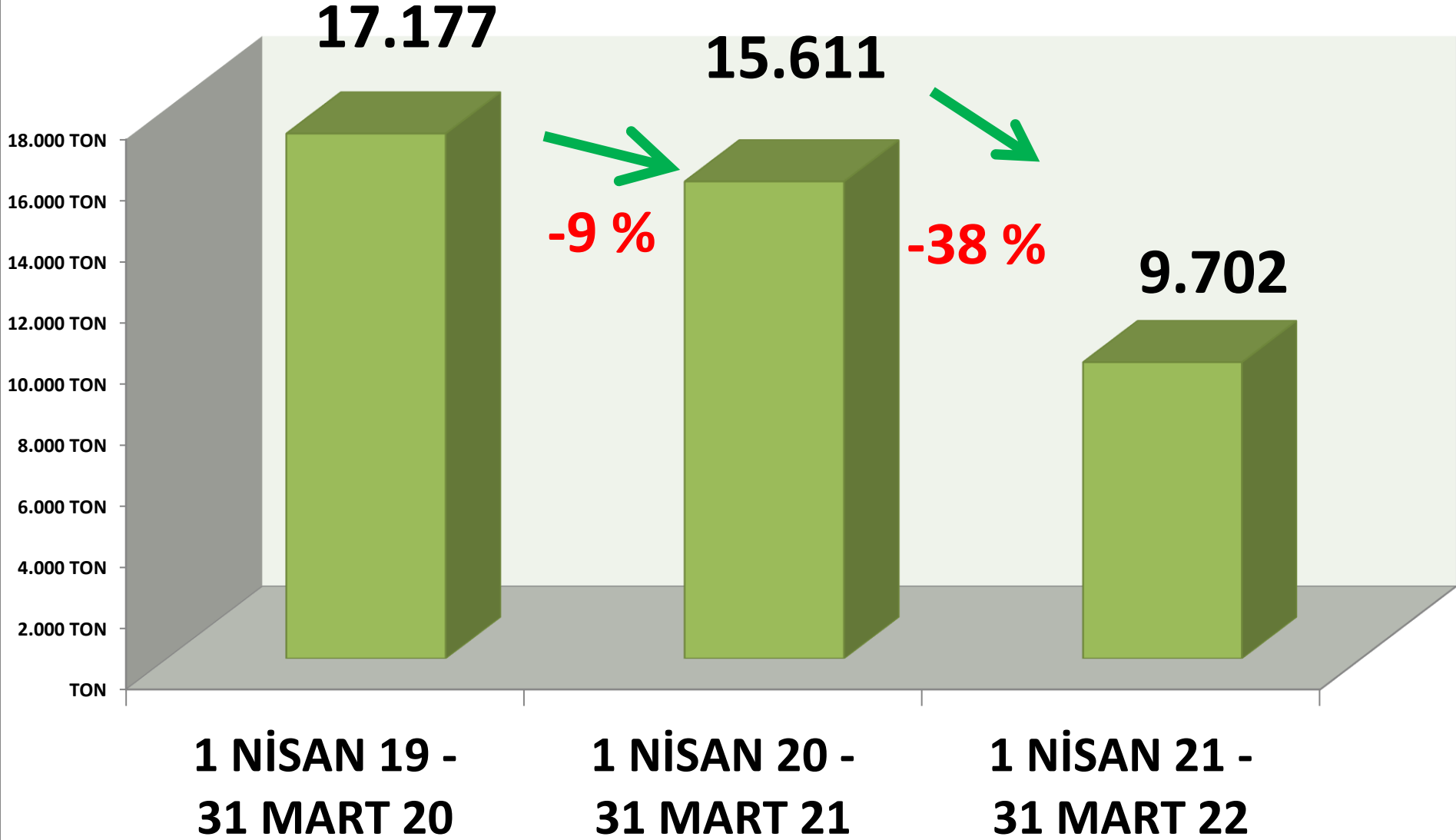
LEBLEBİ SARI TOPLAM

İŞLEM MİKTARI (TON)	<u>2020 MART</u>	<u>2021 MART</u>		<u>2022 MART</u>	
<u>TTS</u>	<u>1.661 TON</u>	13%	<u>1.870 TON</u>	-60%	<u>741 TON</u>

Leblebi Sarı İşlem Miktarı (Ton)



YILLIK TOPLAM SARI LEBLEBİ İŞLEM MİKTARI (TON)



LEBLEBİ SARI 9 mm FİYATLARI

	2020 MART	2021 MART		2022 MART	
EN AZ	5,30 TL	-6%	5,00 TL	100%	10,00 TL
EN ÇOK	8,00 TL	-13%	7,00 TL	71%	12,00 TL
ORTALAMA	7,00 TL	-10%	6,27 TL	89%	11,88 TL

LEBLEBİ SARI 9,50 mm FİYATLARI

	2020 MART	2021 MART		2022 MART	
EN AZ	8,00 TL	-11%	7,10 TL	111%	15,00 TL
EN ÇOK	10,00 TL	-10%	9,00 TL	67%	15,00 TL
ORTALAMA	8,78 TL	-5%	8,30 TL	81%	15,00 TL

LEBLEBİ SARI 9,75 mm FİYATLARI

	2020 MART	2021 MART		2022 MART	
EN AZ	10,10 TL	-11%	9,00 TL	78%	16,00 TL
EN ÇOK	11,00 TL	0%	11,00 TL	69%	18,60 TL
ORTALAMA	10,52 TL	-8%	9,73 TL	77%	17,20 TL

LEBLEBİ SARI 10 mm FİYATLARI

	2020 MART	2021 MART		2022 MART	
EN AZ	11,00 TL	0%	11,00 TL	68%	18,50 TL
EN ÇOK	14,00 TL	5%	14,75 TL	144%	36,00 TL
ORTALAMA	12,61 TL	2%	12,84 TL	91%	24,55 TL

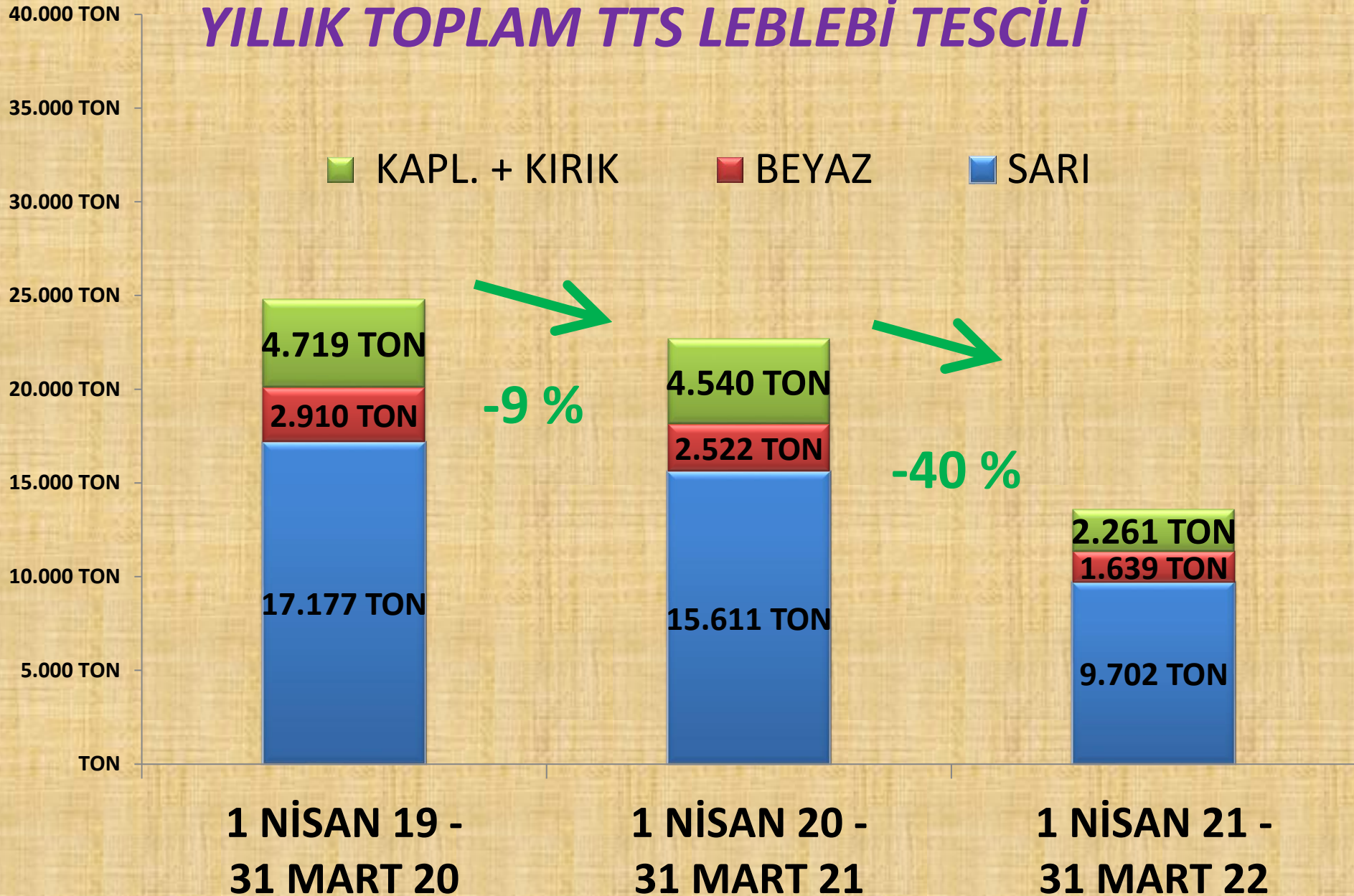
LEBLEBİ SARI Kalburaltı FİYATLARI

	2020 MART	2021 MART		2022 MART	
ORTALAMA	3,04 TL	15%	3,50 TL	149%	8,70 TL

YILLIK YURTIÇI TOPLAM LEBLEBİ İŞLEM MİKTARI

MİKTAR	1 NİSAN 2019 – 31 MART 2020	1 NİSAN 2020 – 31 MART 2021		1 NİSAN 2021 – 31 MART 2022	
SARI	17.177 TON	-9%	15.611 TON	-38%	9.702 TON
BEYAZ	2.910 TON	-13%	2.522 TON	-35%	1.639 TON
KAPL.+KIRIK	4.719 TON	-4%	4.540 TON	-50%	2.261 TON
<u>LEBLEBİ TOPLAM</u>	24.805 TON	-9%	22.674 TON	-40%	13.602 TON

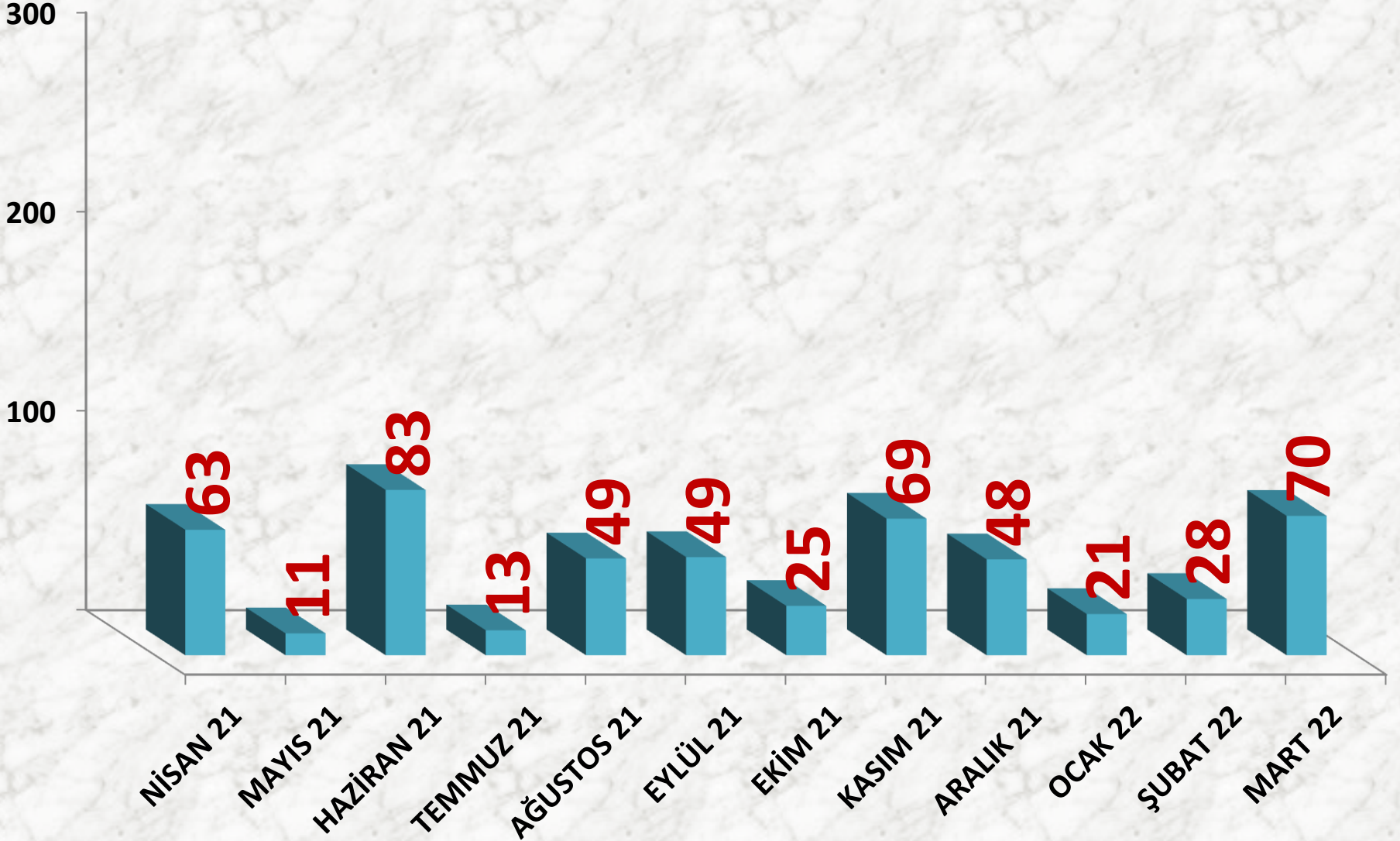
YILLIK TOPLAM TTS LEBLEBİ TESCİLİ

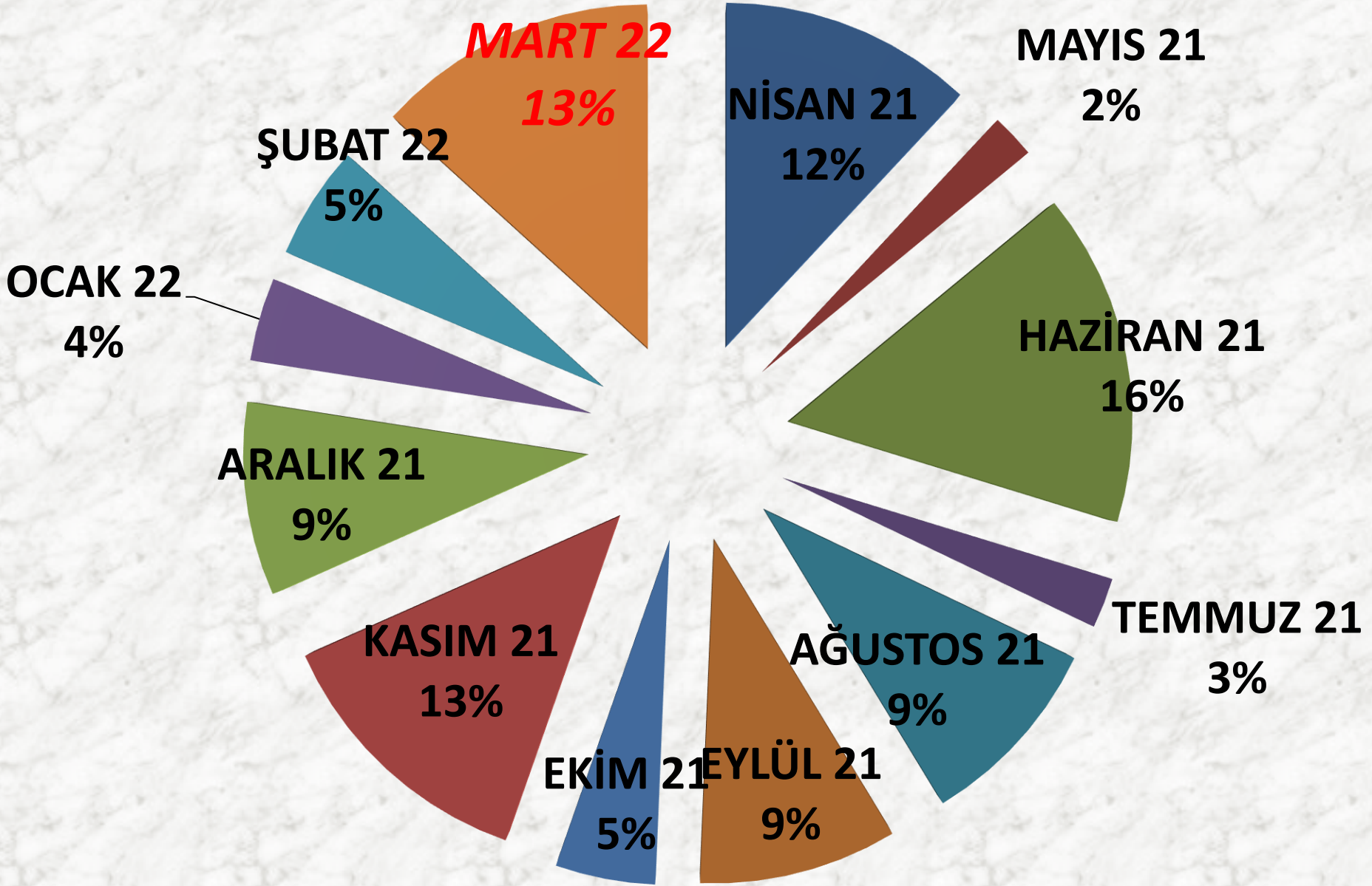


LEBLEBİ İHRACAT MİKTARLARI

2020 MART		2021 MART		2022 MART	
SARI LEBLEBİ	51.620 kg.	SARI LEBLEBİ	54.130 kg.	SARI LEBLEBİ	41.466 kg.
BEYAZ LEBLEBİ	9.460 kg.	BEYAZ LEBLEBİ	18.600 kg.	BEYAZ LEBLEBİ	25.122 kg.
KAPLAMALI LEBLEBİ	25.564 kg.	KAPLAMALI LEBLEBİ	1.196 kg.	KAPLAMALI LEBLEBİ	3.740 kg.
KIRIK LEBLEBİ	-	KIRIK LEBLEBİ	-	KIRIK LEBLEBİ	-
LEBLEBİ KALBURALTI	3.800 kg.	LEBLEBİ KALBURALTI	7.100 kg.	LEBLEBİ KALBURALTI	-
LEBLEBİ UNU	-	LEBLEBİ UNU	-	LEBLEBİ UNU	-
<u>TOPLAM</u>	90.444 kg.	<u>TOPLAM</u>	81.026 kg.	<u>TOPLAM</u>	70.328 kg.

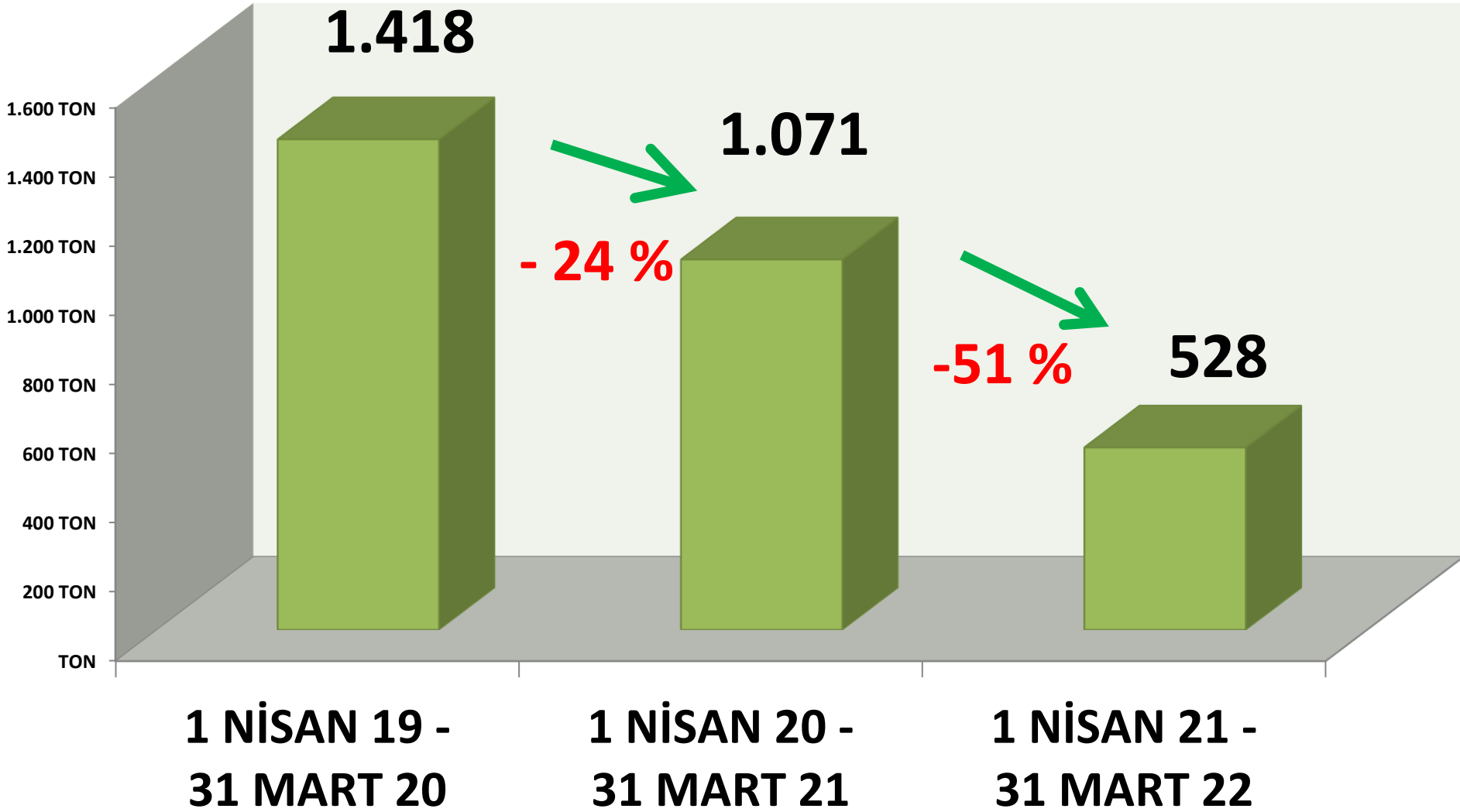
Leblebi İhracat (Ton)





AYLIK LEBLEBİ İHRACAT MİKTARI ORANLARI

YILLIK TOPLAM LEBLEBİ İHRACAT MİKTARI (TON)



AYÇEKİRDEĞİ

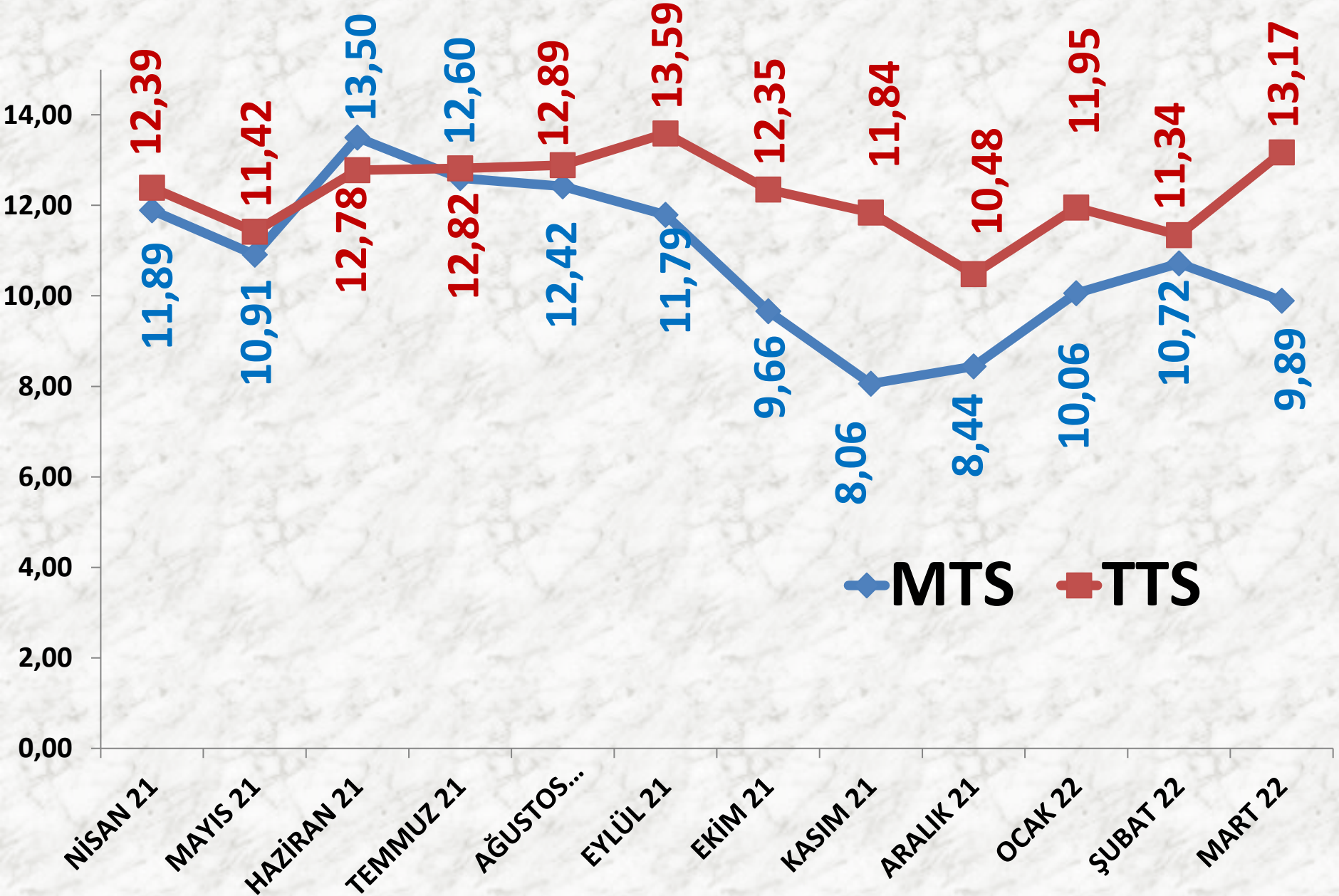
İŞLEM MİKTARI (TON)	2020 MART	2021 MART		2022 MART	
MTS	255 TON	483%	1485 TON	49%	2214 TON
TTS	1440 TON	2%	1462 TON	53%	2232 TON

EN AZ FİYAT	2020 MART	2021 MART		2022 MART	
MTS	6,74 TL	34%	9,00 TL	-32%	6,12 TL
TTS	6,25 TL	24%	7,75 TL	5%	8,11 TL

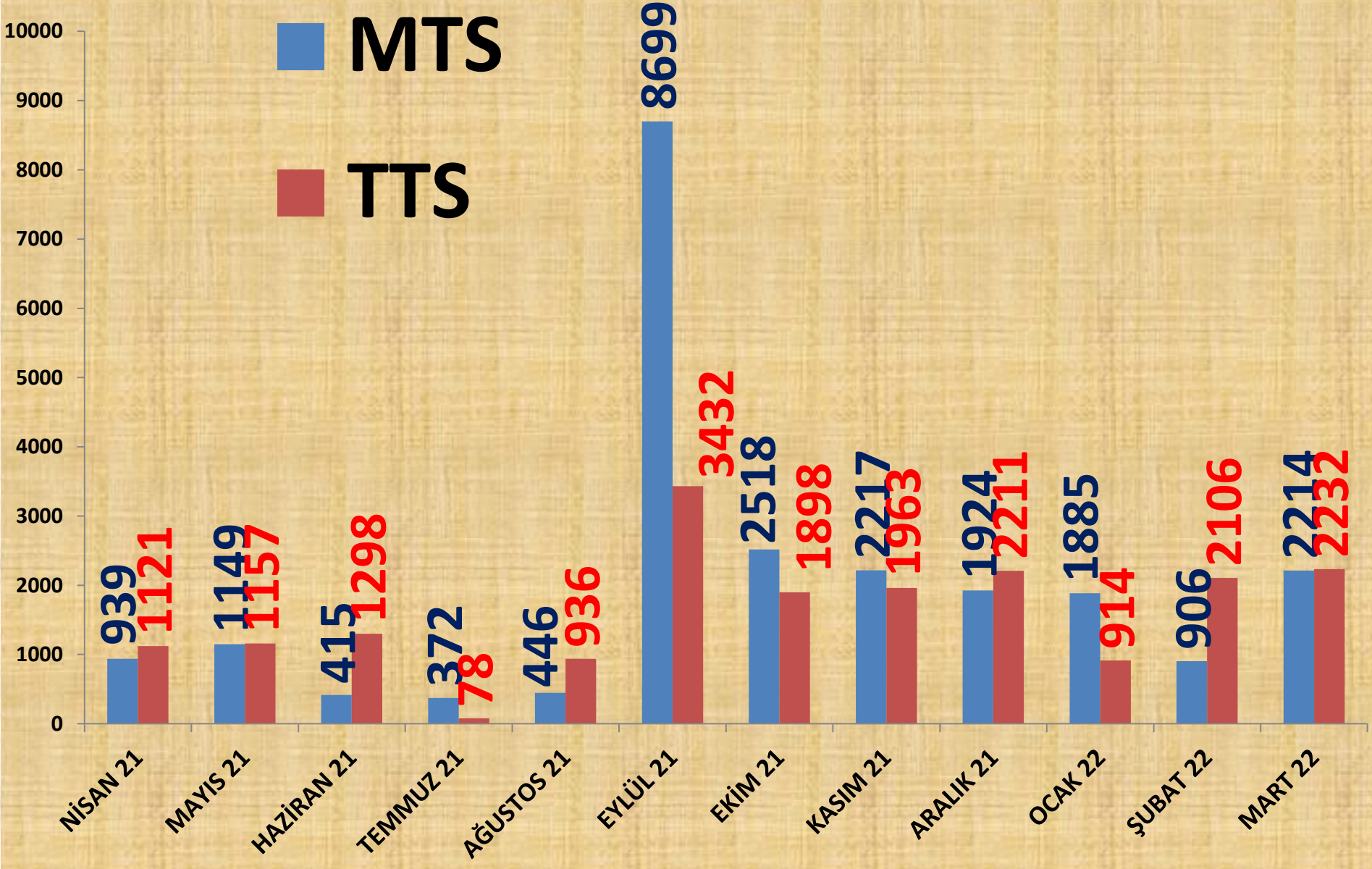
EN ÇOK FİYAT	2020 MART	2021 MART		2022 MART	
MTS	10,23 TL	51%	15,49 TL	10%	17,00 TL
TTS	13,93 TL	16%	16,15 TL	59%	25,75 TL

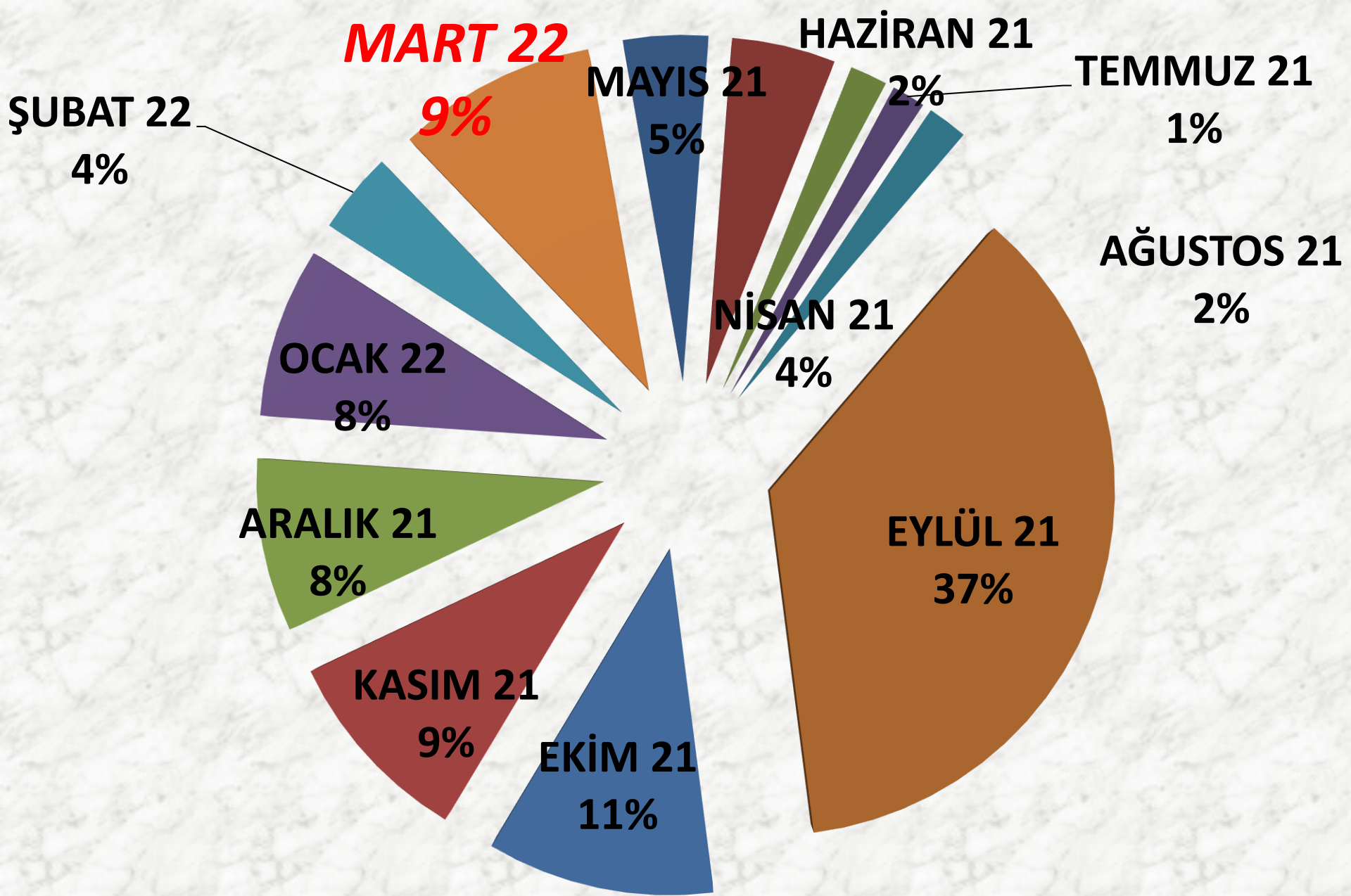
ORT. FİYAT	2020 MART	2021 MART		2022 MART	
MTS	9,11 TL	38%	12,58 TL	-21%	9,89 TL
TTS	10,05 TL	17%	11,77 TL	12%	13,17 TL

AYLIK AYÇİÇEĞİ FİYAT TRENDİ (TL)



AYLIK AYÇİÇEĞİ İŞLEM MİKTARI (TON)



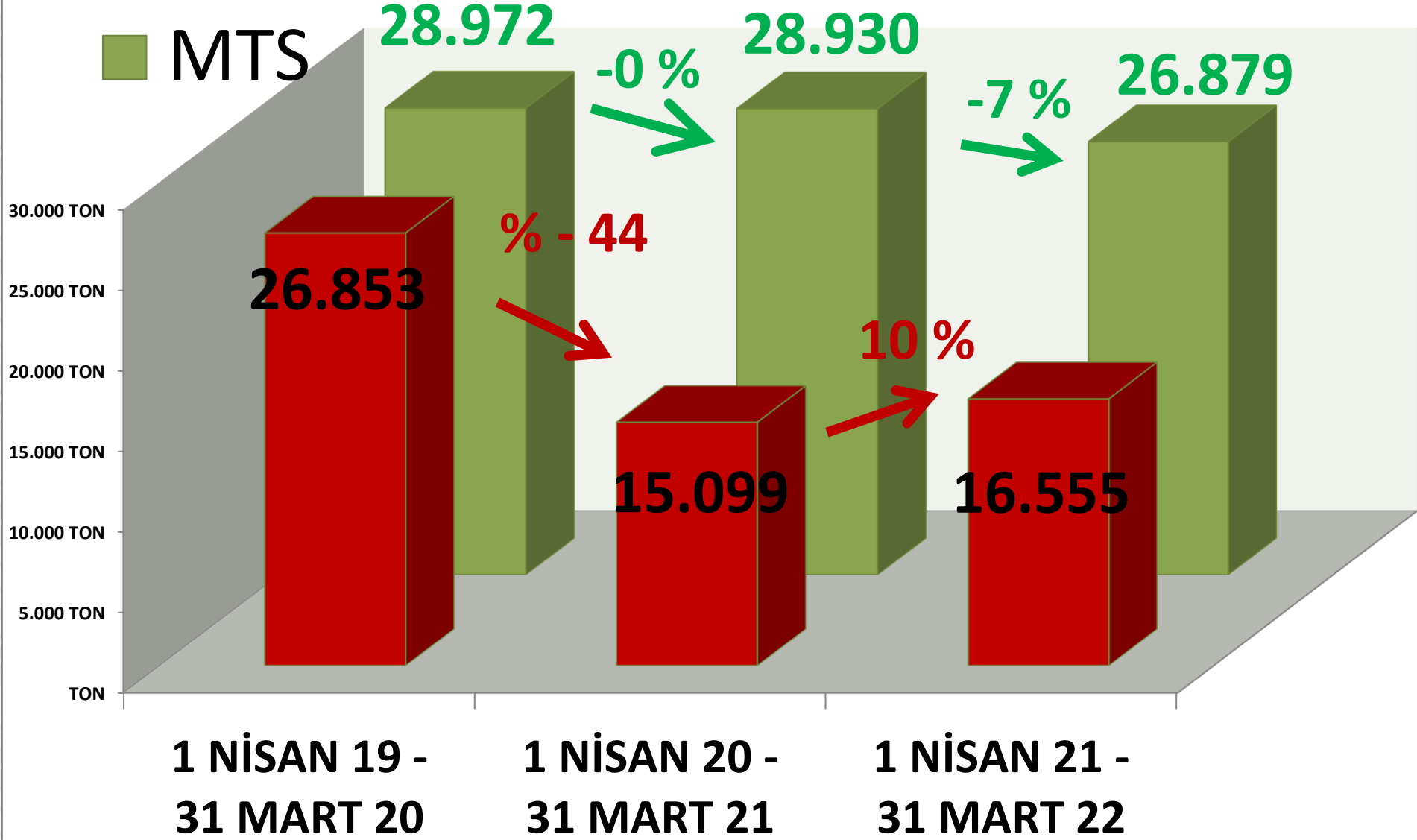


AYLIK AYÇİÇEĞİ MTS İŞLEM MİKTARI ORANLARI

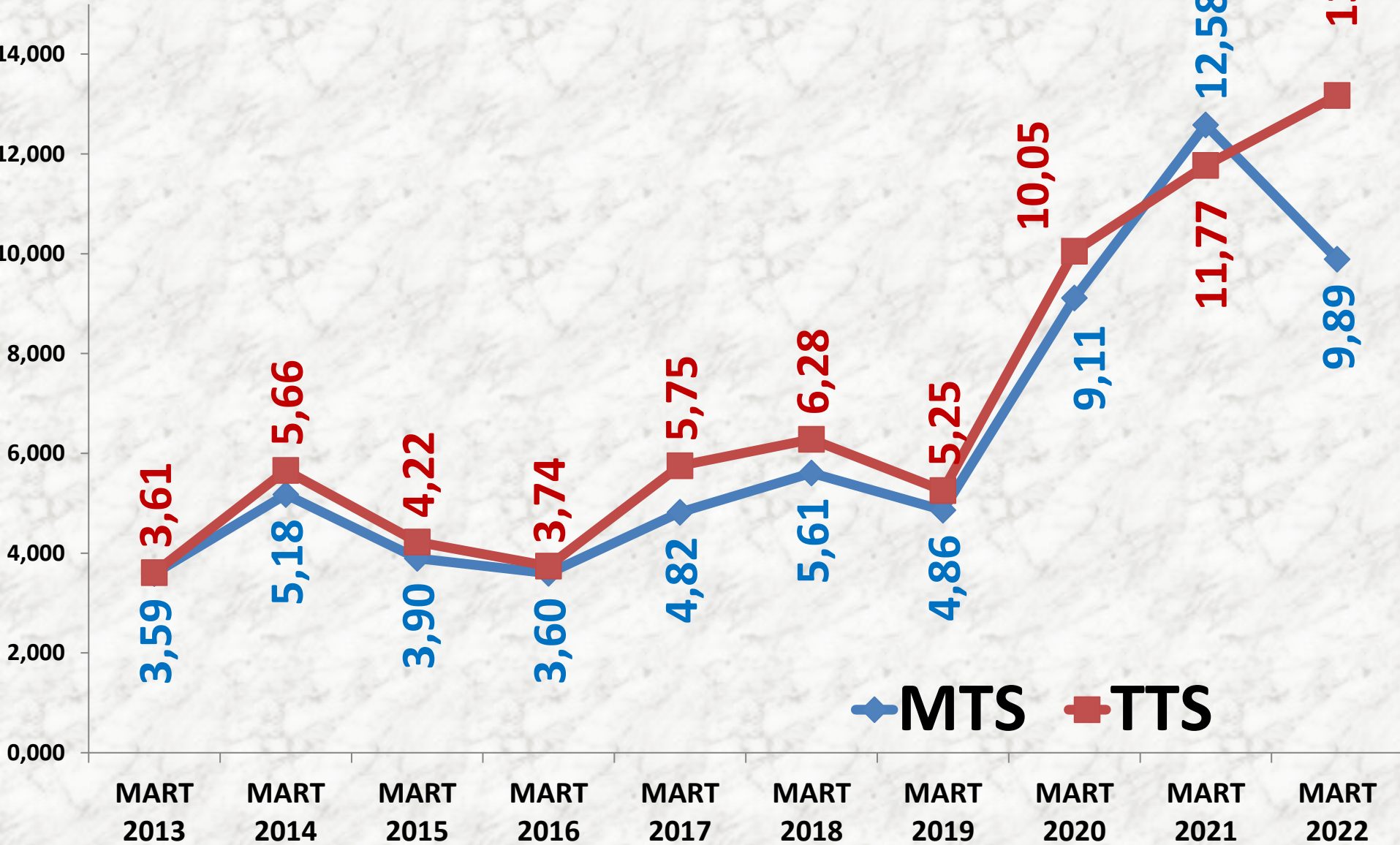
TTS YILLIK TOPLAM AYÇIĞEĞİ İŞLEM MİKTARI (TON)

■ TTS

■ MTS

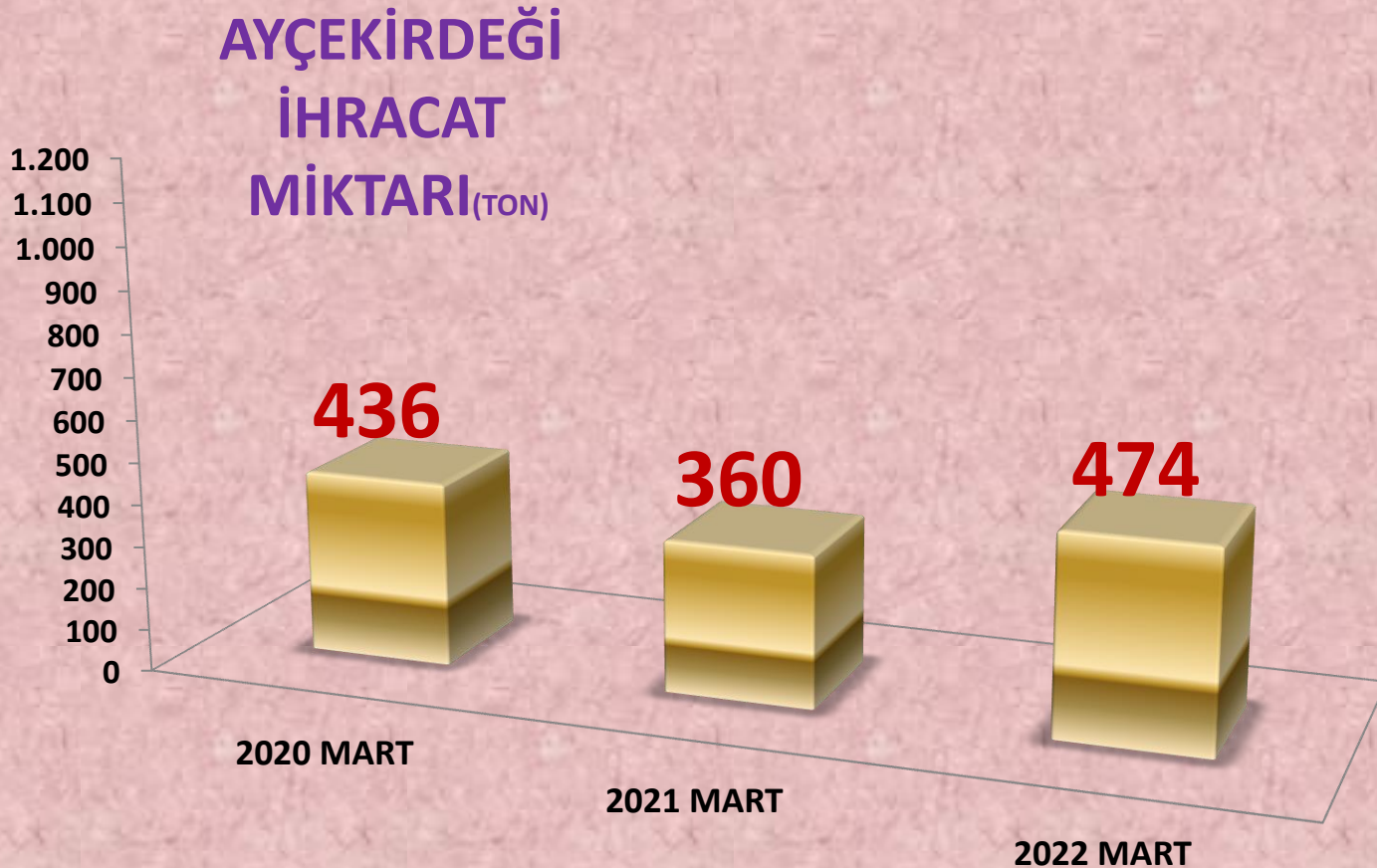


MART AYLARI AYÇİÇEĞİ FİYAT ORT. (TL)

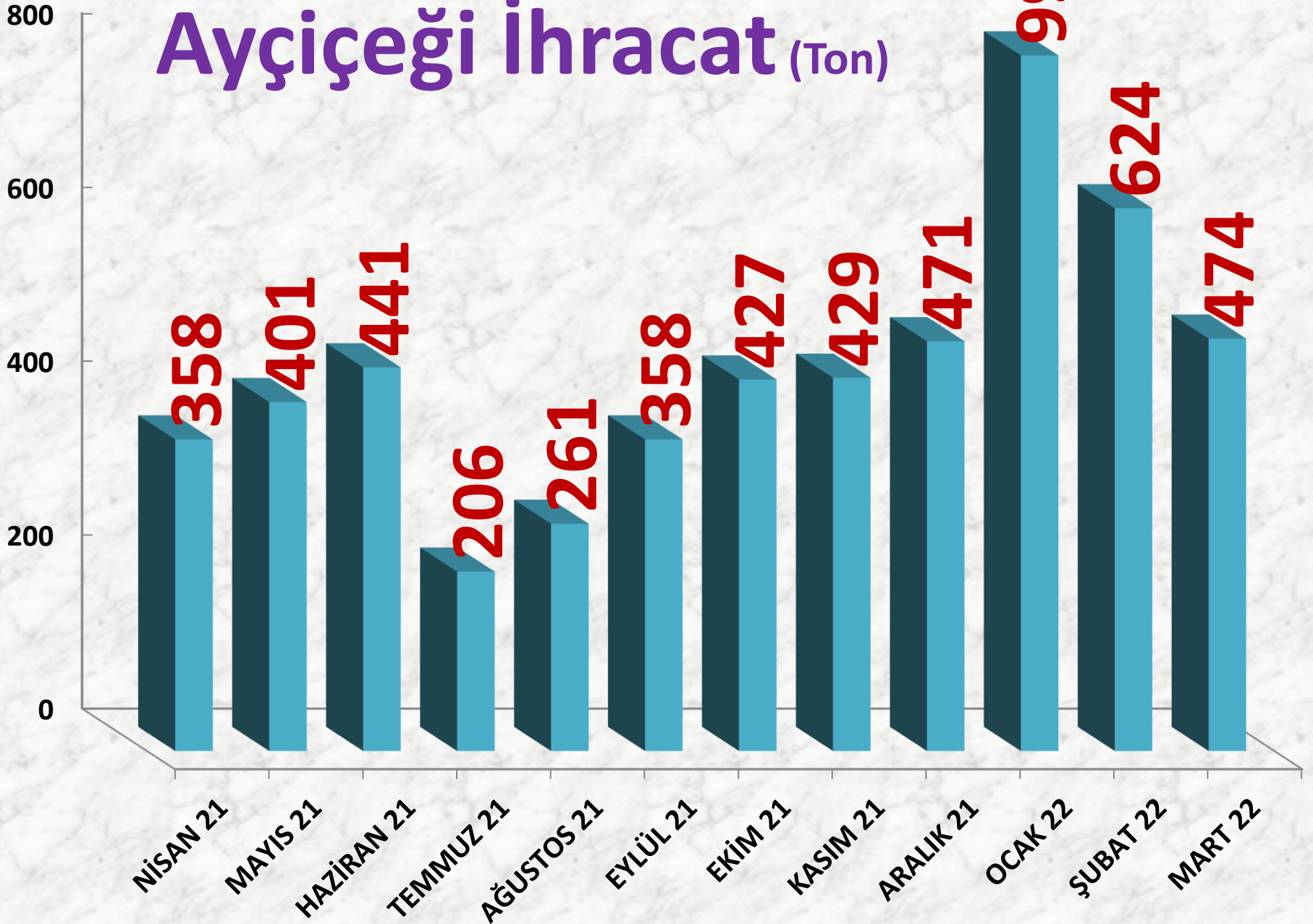


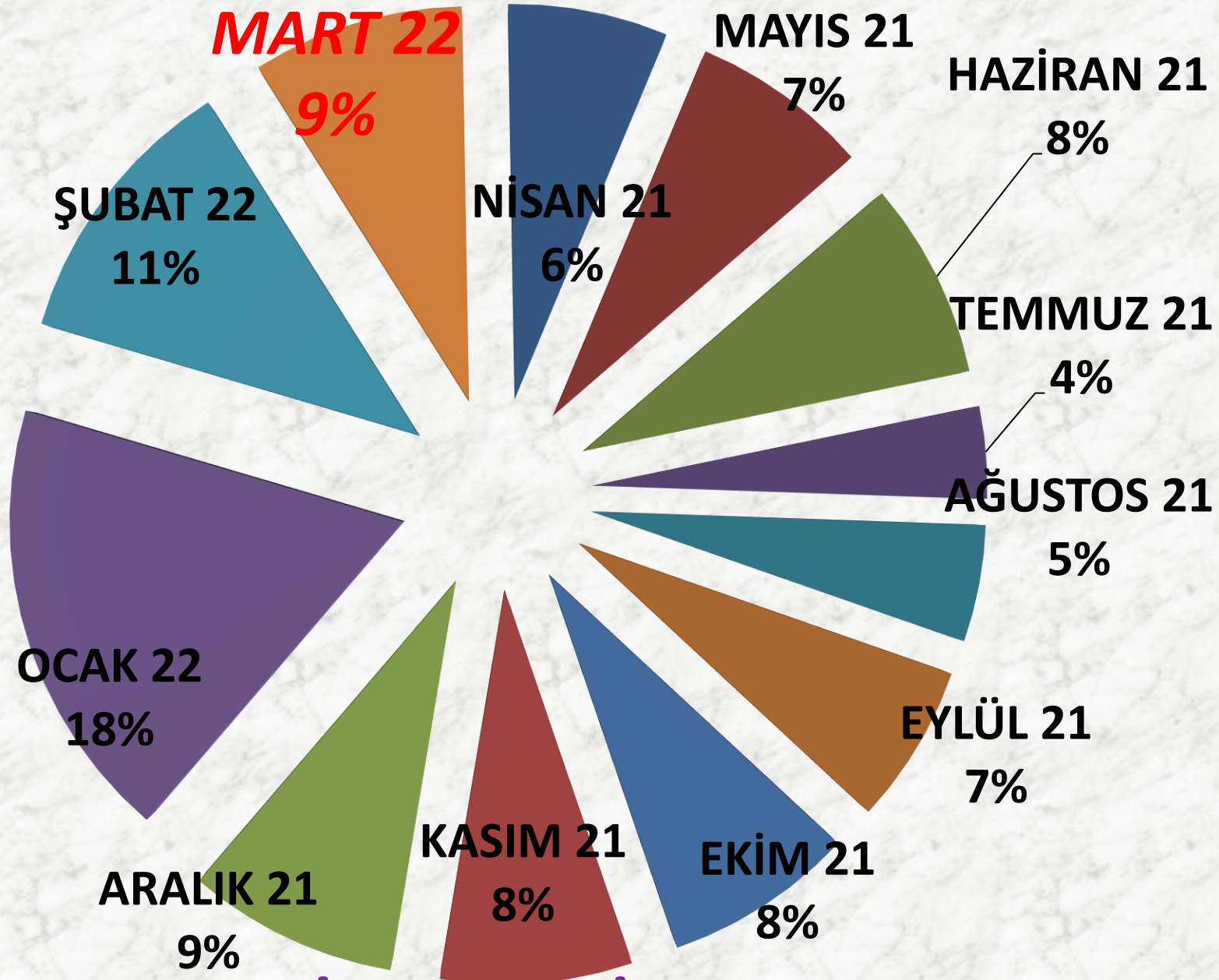
AYÇEKİRDEĞİ İHRACATI

İŞLEM HACMİ TON	2020 MART	2021 MART		2022 MART	
TTS	436 TON	-17%	360 TON	32%	474 TON



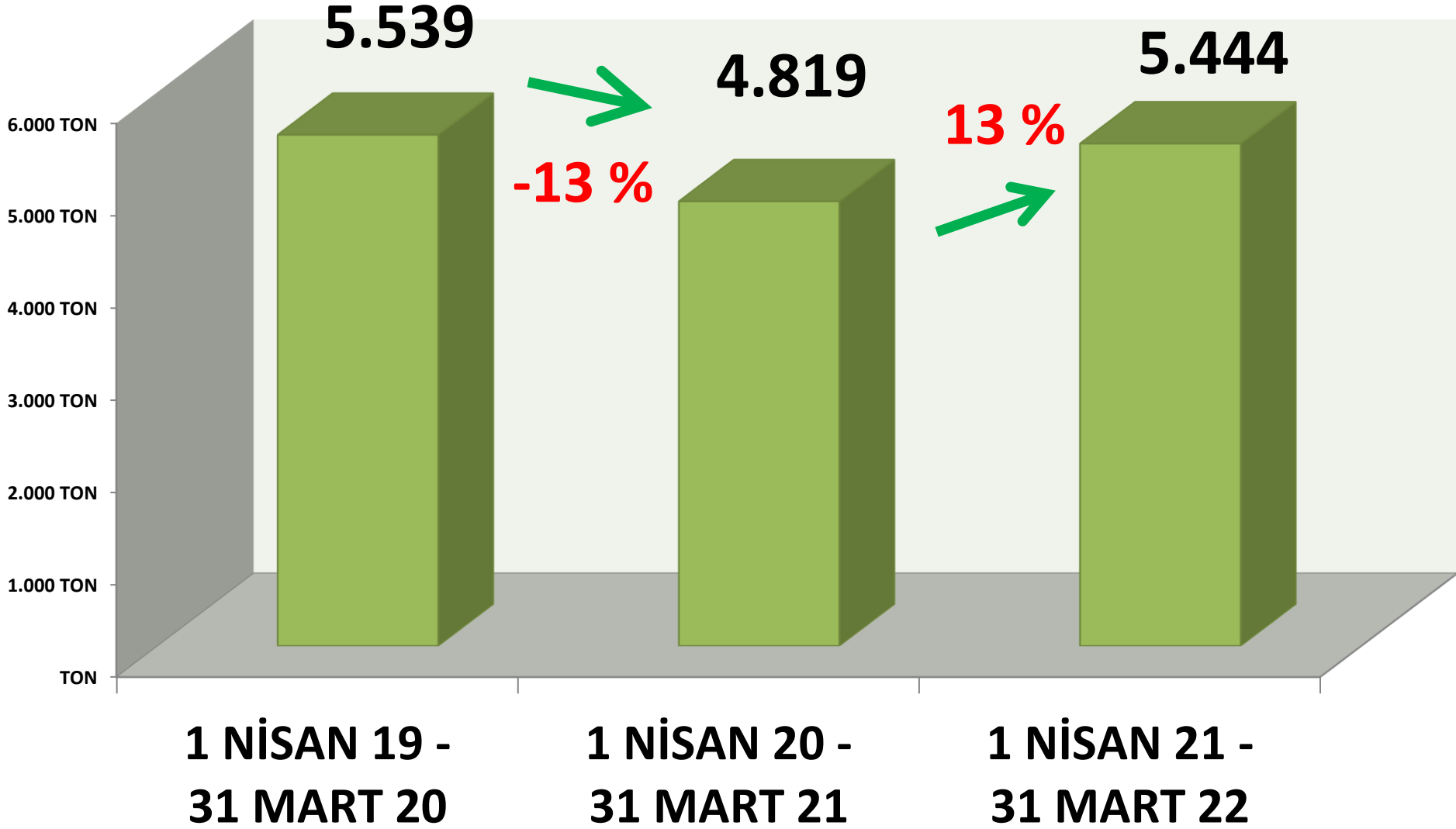
Ayçiçeği İhracat (Ton)





Aylık Ayçiçeği İhracat Miktarı Oranları

YILLIK TOPLAM AYÇIĞEĞİ İHRACAT MİKTARI (TON)



SÜT

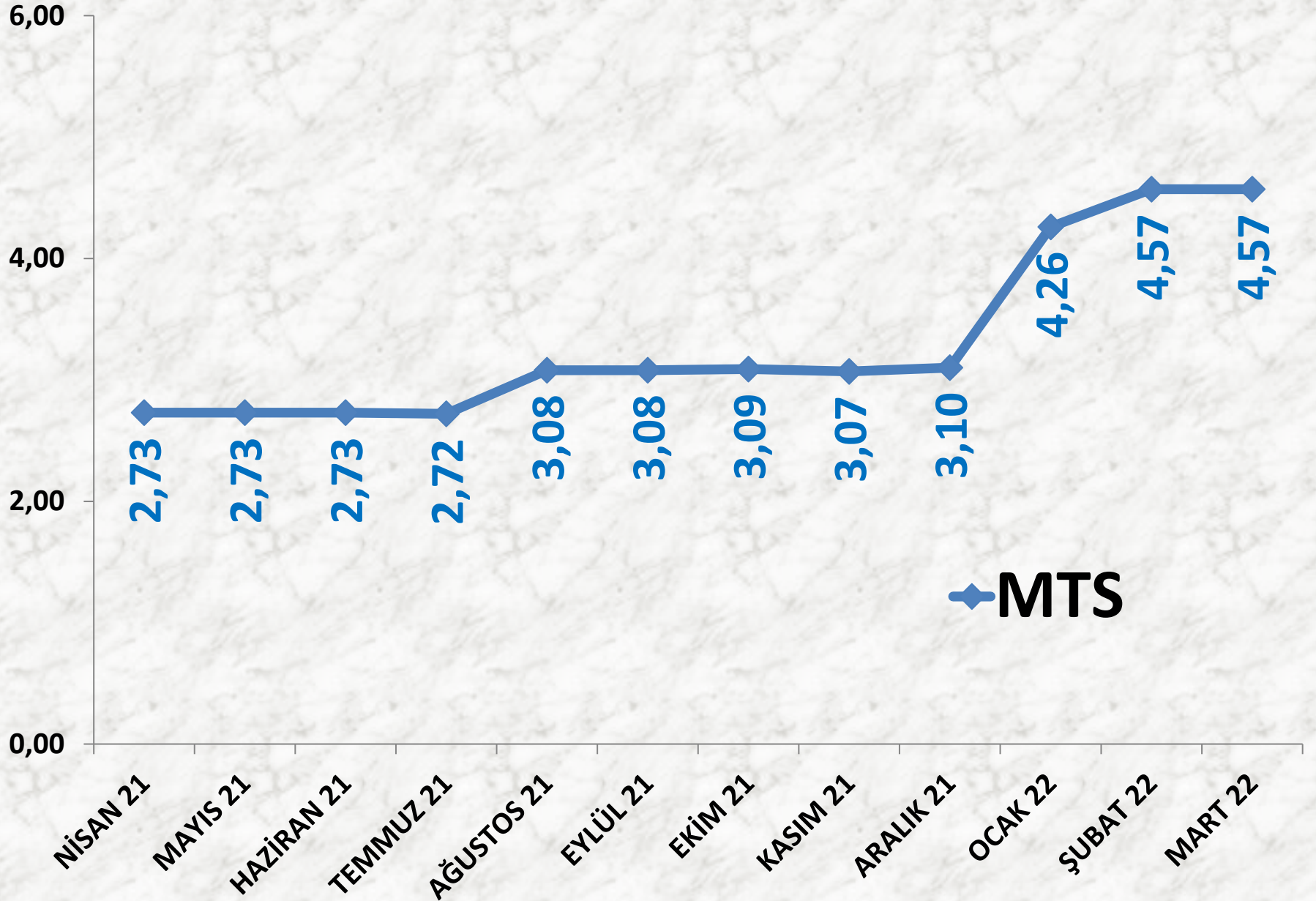
İŞLEM MİKTARI (M ³)	2020 MART	2021 MART		2022 MART	
	MTS	29.186 M ³	0%	29.222 M ³	-1%

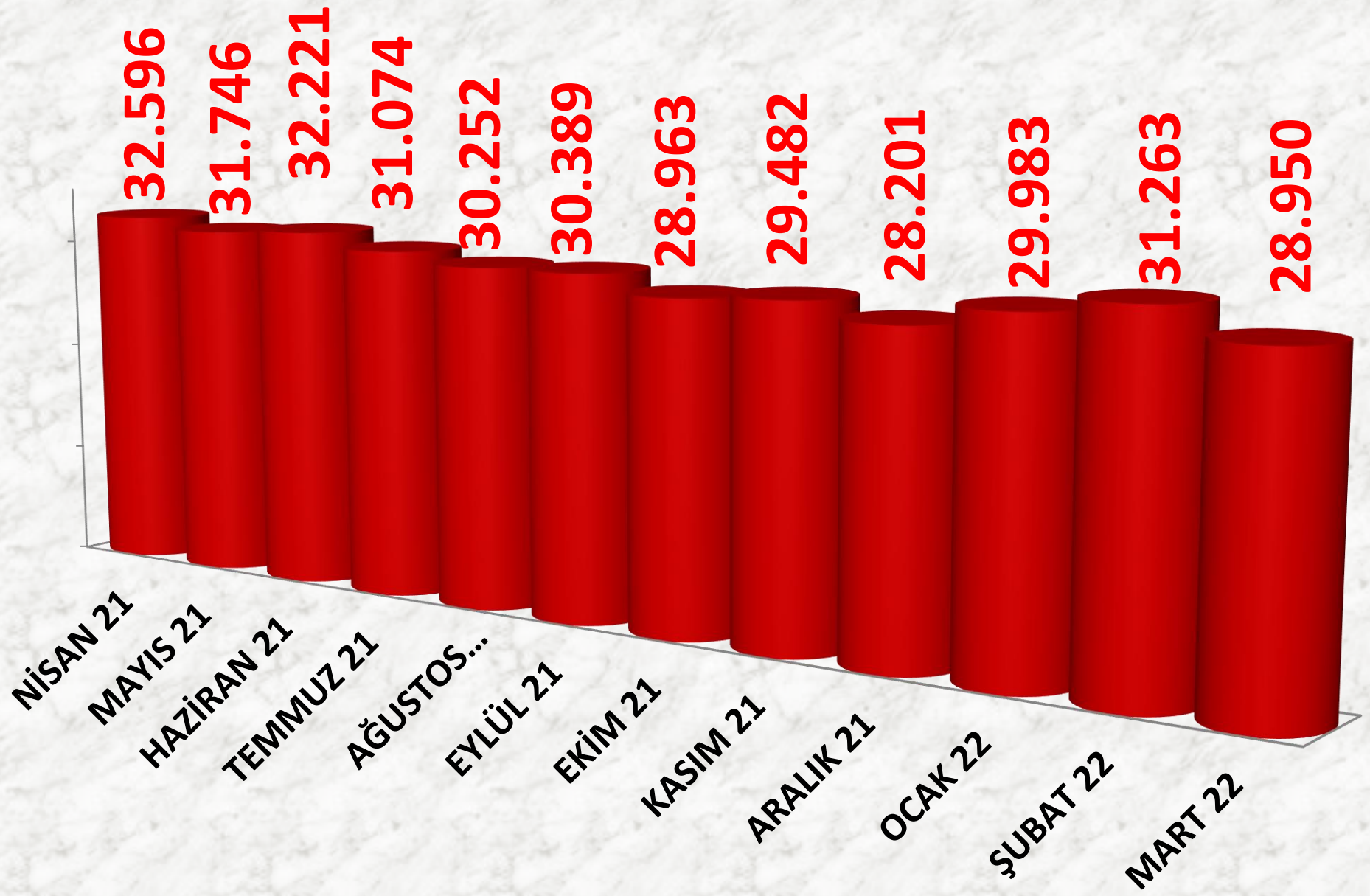
EN AZ FİYAT	2020 MART	2021 MART		2022 MART	
	MTS	2,00 TL	25%	2,50 TL	33%

EN ÇOK FİYAT	2020 MART	2021 MART		2022 MART	
	MTS	2,41 TL	32%	3,17 TL	111%

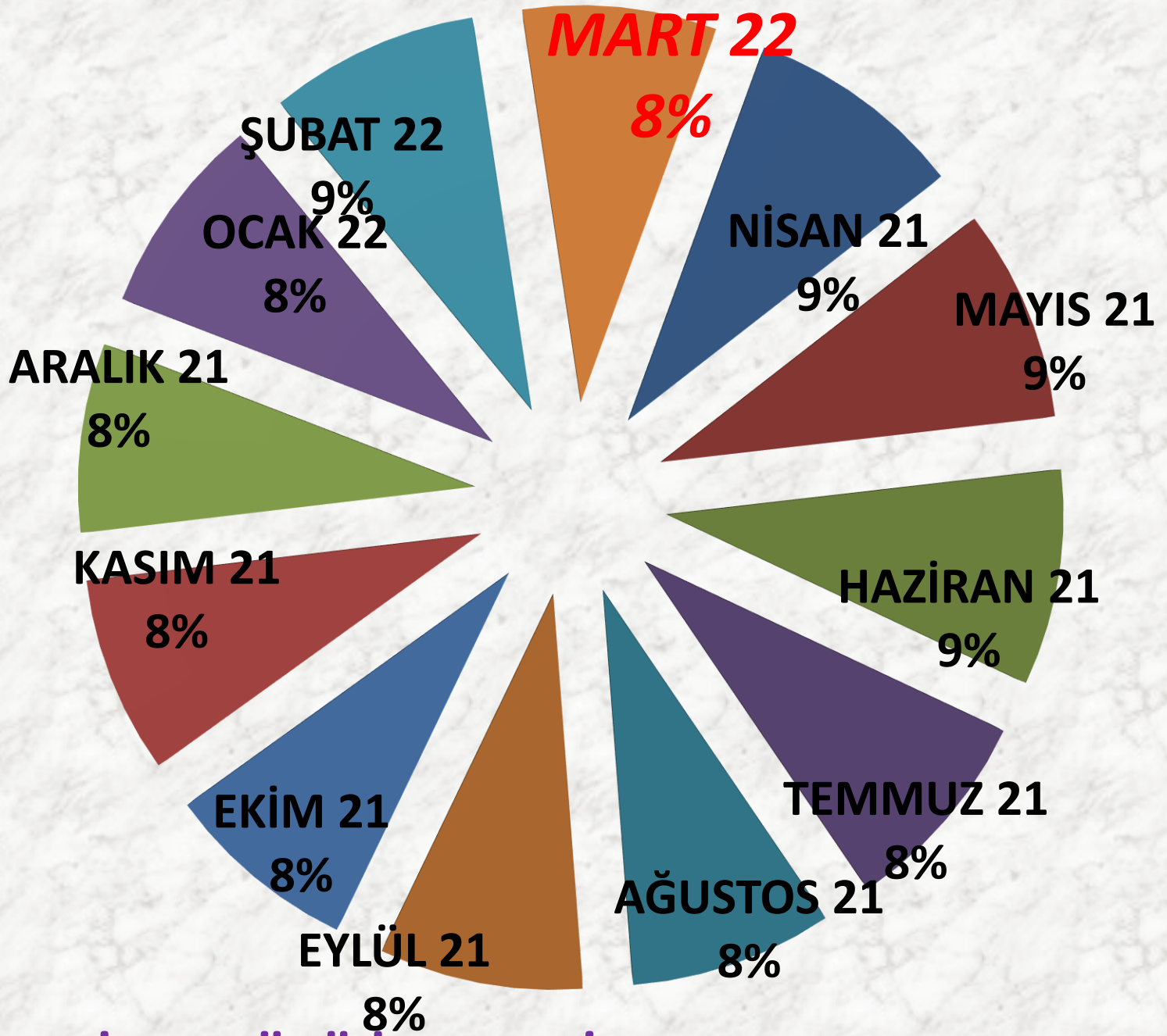
ORTALAMA FİYAT	2020 MART	2021 MART		2022 MART	
	MTS	2,23 TL	22%	2,73 TL	68%

AYLIK İNEK SÜTÜ FİYAT TRENDİ (TL)





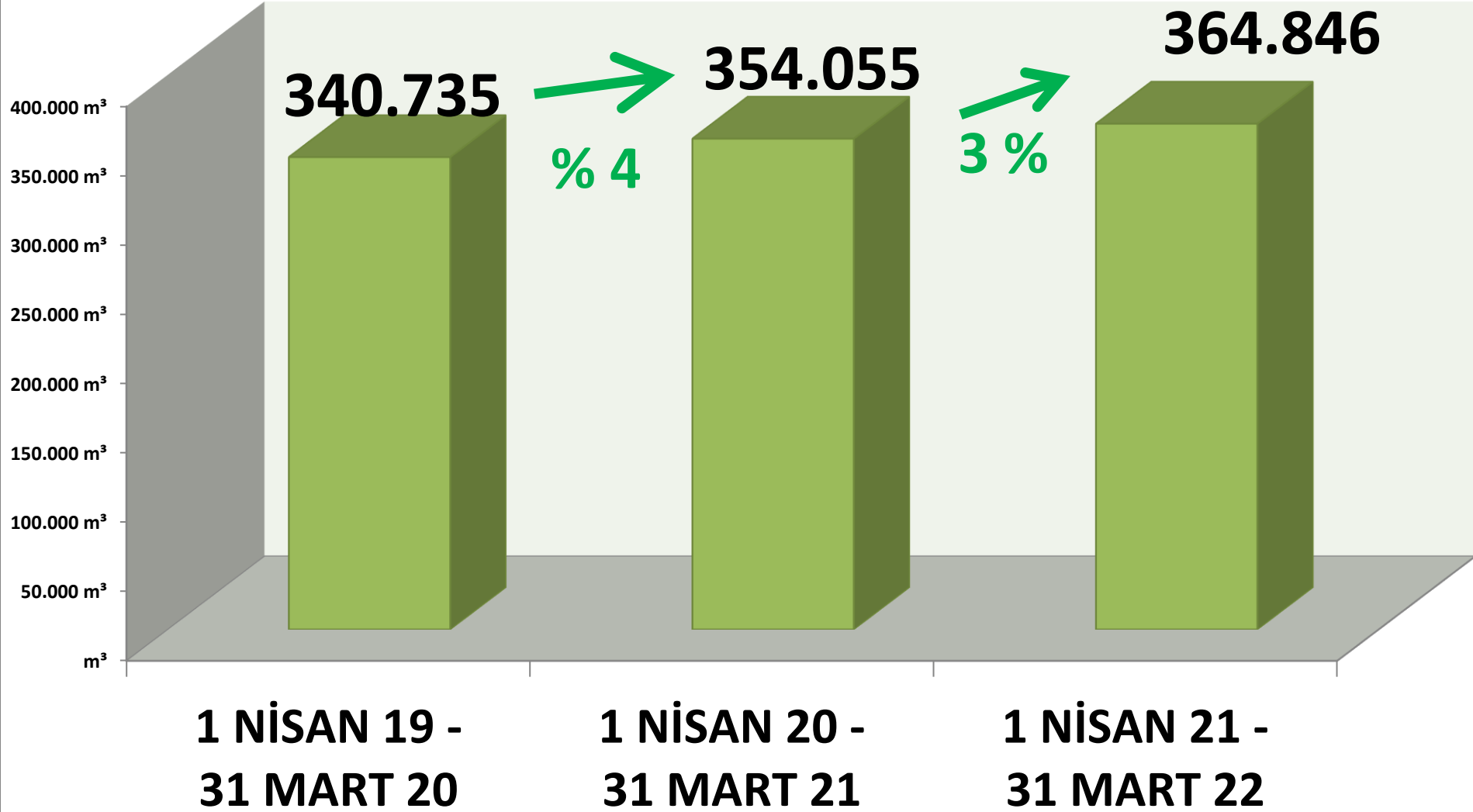
AYLIK SÜT İŞLEM MİKTARI (M³)



AYLIK MTS İNEK SÜTÜ İŞLEM MİKTARI ORANLARI

YILLIK TOPLAM İNEK SÜTÜ İŞLEM MİKTARI (M³)

■ MTS



BEYAZ HAŞHAŞ

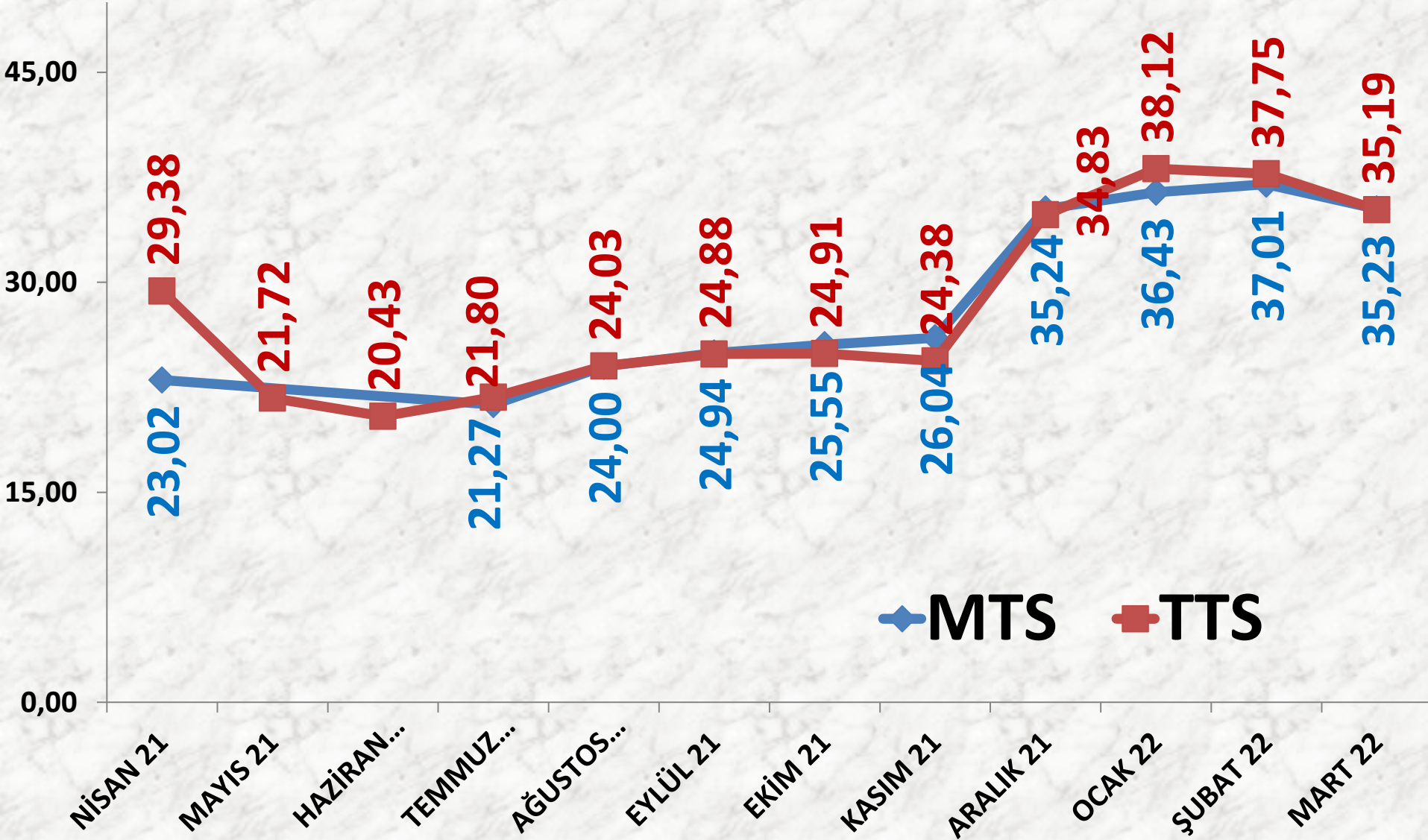
İŞLEM MİKTARI (TON)	2020 MART	2021 MART		2022 MART	
<i>MTS</i>	154 TON	27%	195 TON	113%	417 TON
<i>TTS</i>	157 TON	8%	169 TON	-31%	117 TON

EN AZ FİYAT	2020 MART	2021 MART		2022 MART	
MTS	16,50 TL	24%	20,41 TL	65%	33,67 TL
TTS	19,20 TL	22%	23,50 TL	44%	33,94 TL

EN ÇOK FİYAT	2020 MART	2021 MART		2022 MART	
MTS	19,80 TL	26%	25,00 TL	52%	38,00 TL
TTS	28,00 TL	8%	30,30 TL	46%	44,33 TL

ORT. FİYAT	2020 MART	2021 MART		2022 MART	
MTS	19,62 TL	19%	23,37 TL	51%	35,23 TL
TTS	19,59 TL	24%	24,36 TL	44%	35,19 TL

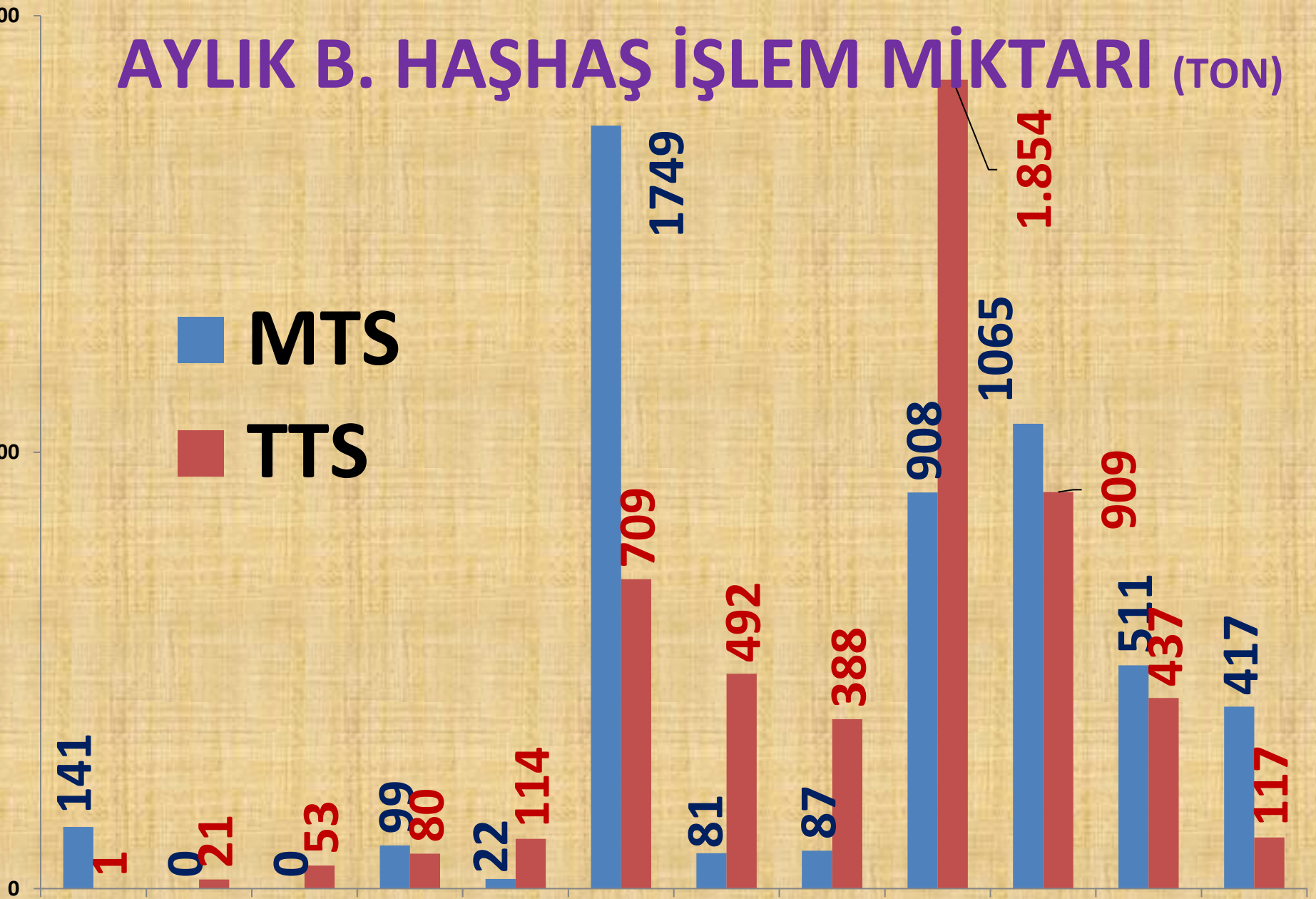
AYLIK B. HAŞHAŞ FİYAT TRENDİ_(TL)

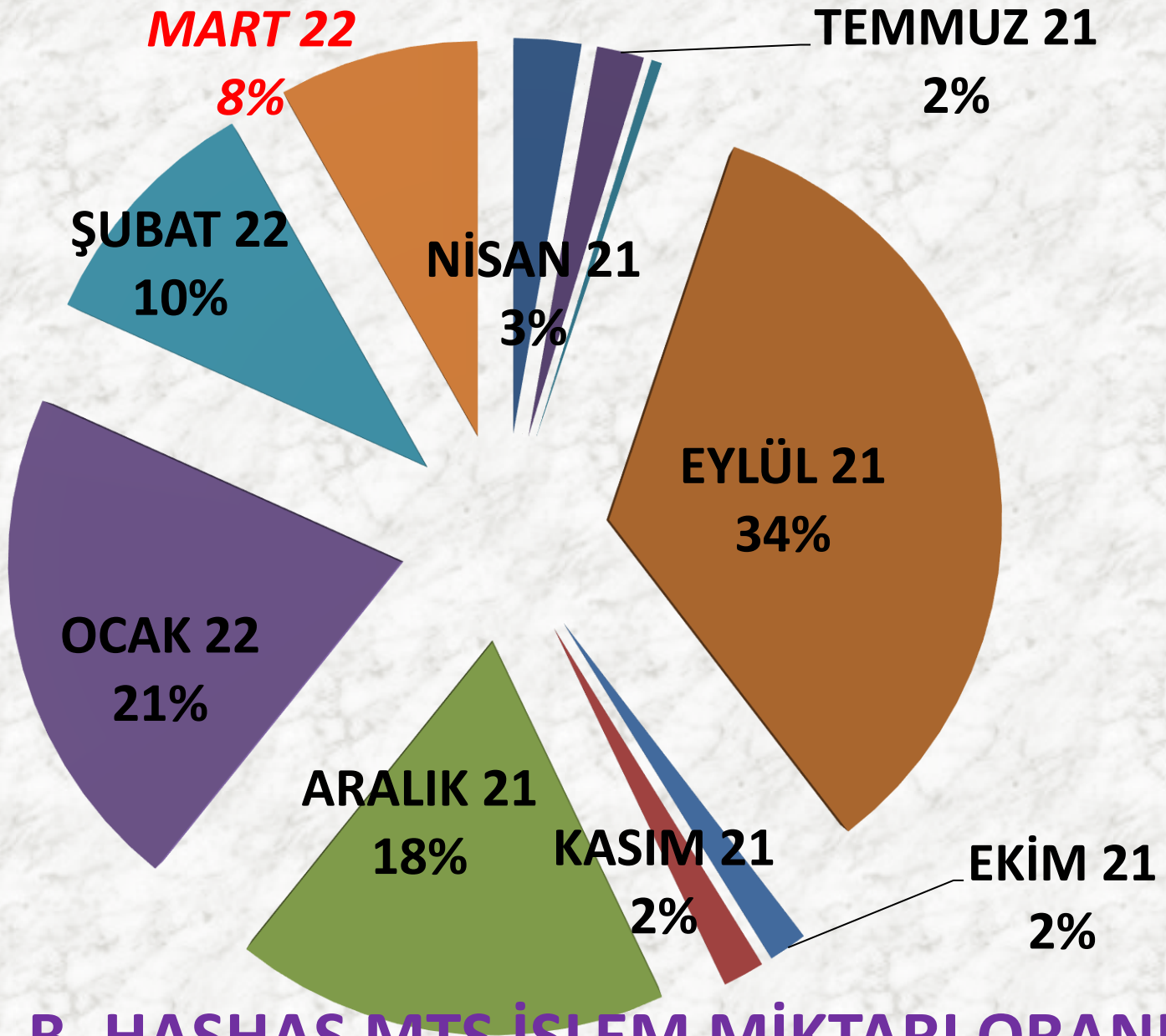


AYLIK B. HAŞHAŞ İŞLEM MİKTARI (TON)

■ MTS
■ TTS

NISAN 21
MAYIS 21
HAZİRAN 21
TEMMUZ 21
AĞUSTOS...
EYLÜL 21
EKİM 21
KASIM 21
ARALIK 21
OCAK 22
ŞUBAT 22
MART 22

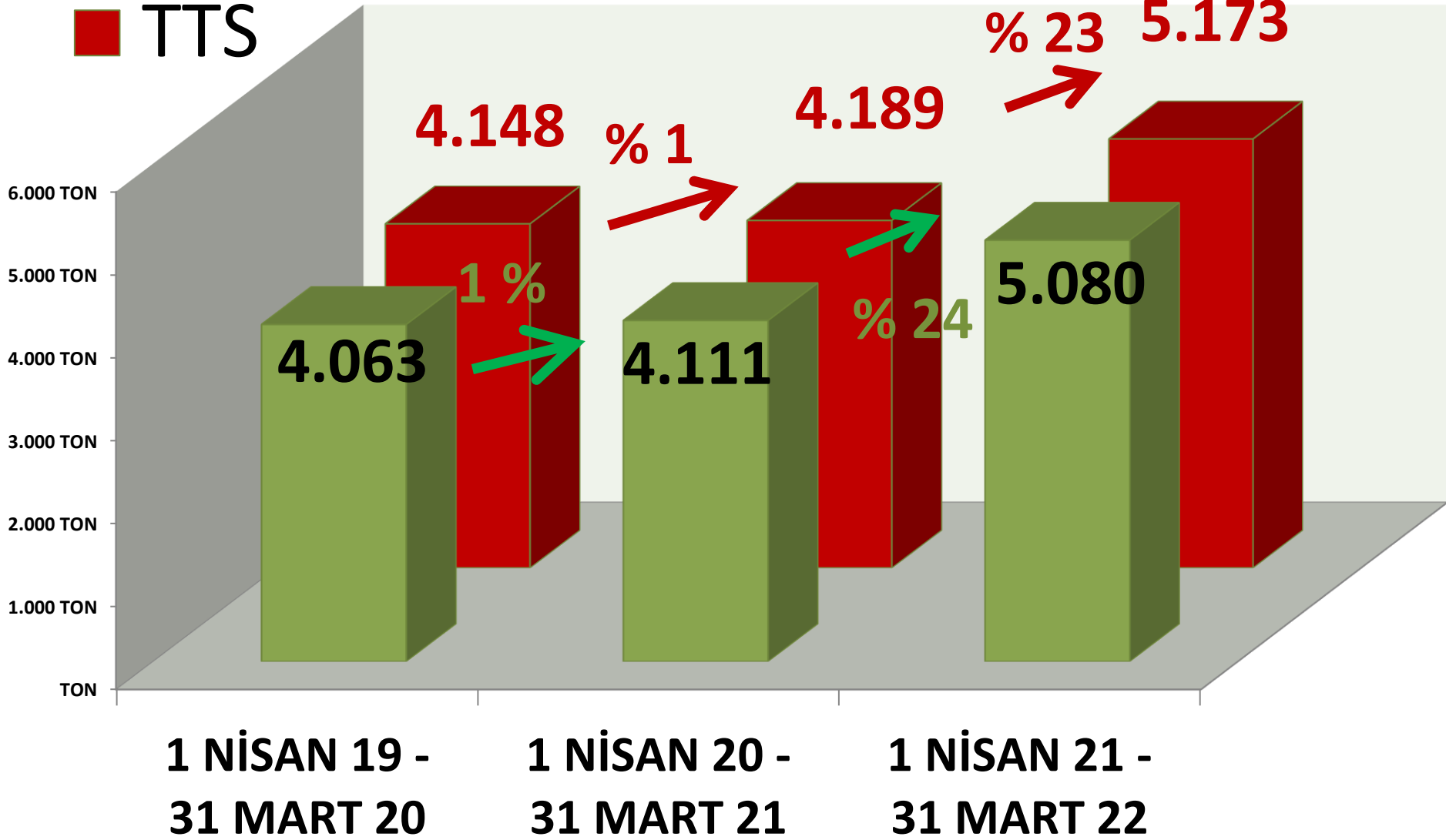





B. HAŞHAŞ MTS İŞLEM MİKTARI ORANLARI

MTS YILLIK TOPLAM B. HAŞHAŞ İŞLEM MİKTARI (TON)

■ MTS
■ TTS



MART AYLARI B. HAŞHAŞ FİYAT TRENDİ (TL)



MAVİ HAŞHAŞ

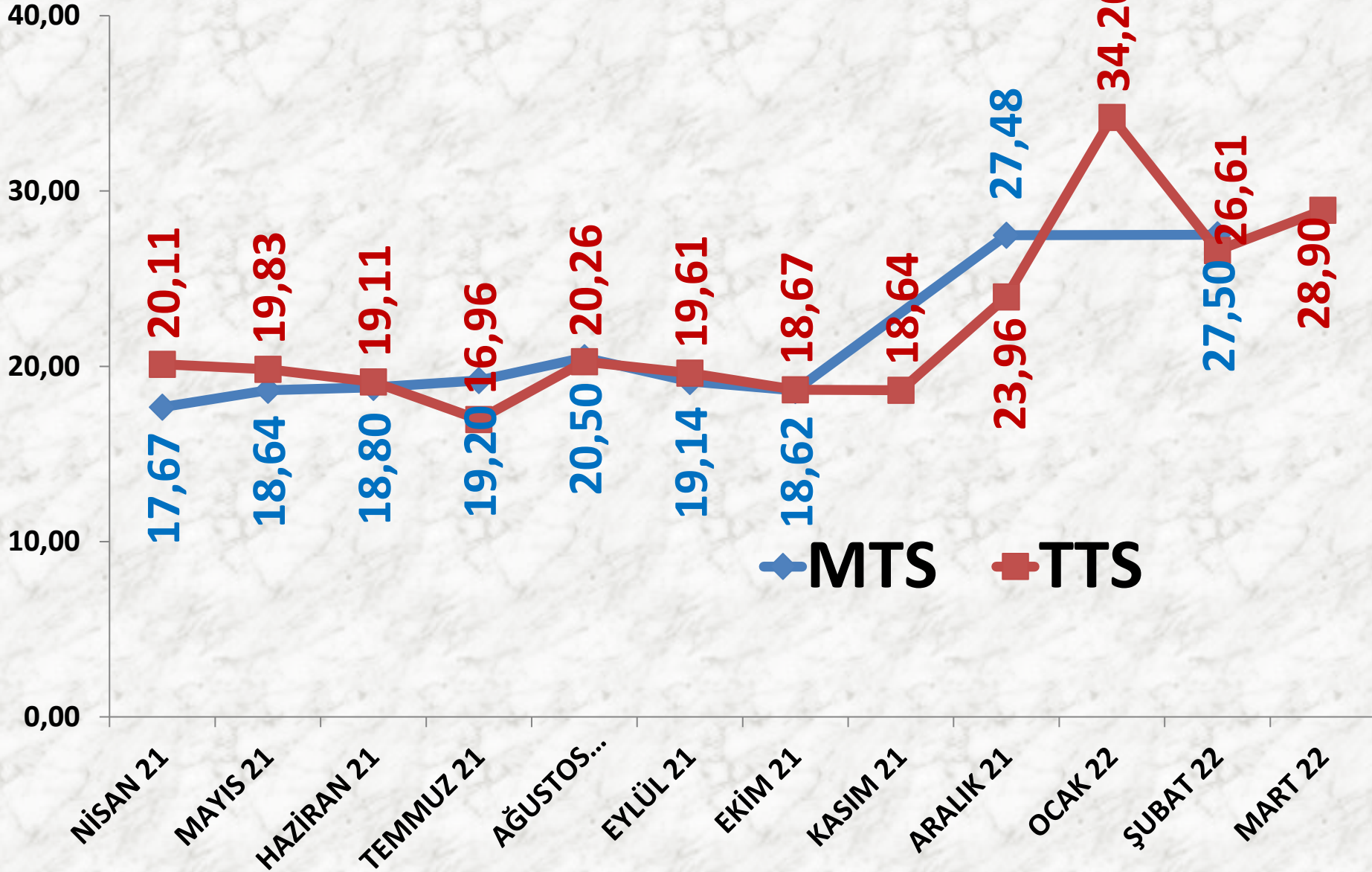
İŞLEM MİKTARI (TON)	2020 MART	2021 MART		2022 MART	
MTS	121 TON	137%	286 TON	-100%	0
TTS	223 TON	-10%	202 TON	-97%	6 TON

EN AZ FİYAT	2020 MART	2021 MART		2022 MART	
MTS	16,70 TL	2%	17,00 TL	-	-
TTS	16,30 TL	9%	17,80 TL	57%	28,00 TL

EN ÇOK FİYAT	2020 MART	2021 MART		2022 MART	
MTS	23,50 TL	-17%	19,55 TL	-	-
TTS	24,50 TL	12%	27,50 TL	27%	35,00 TL

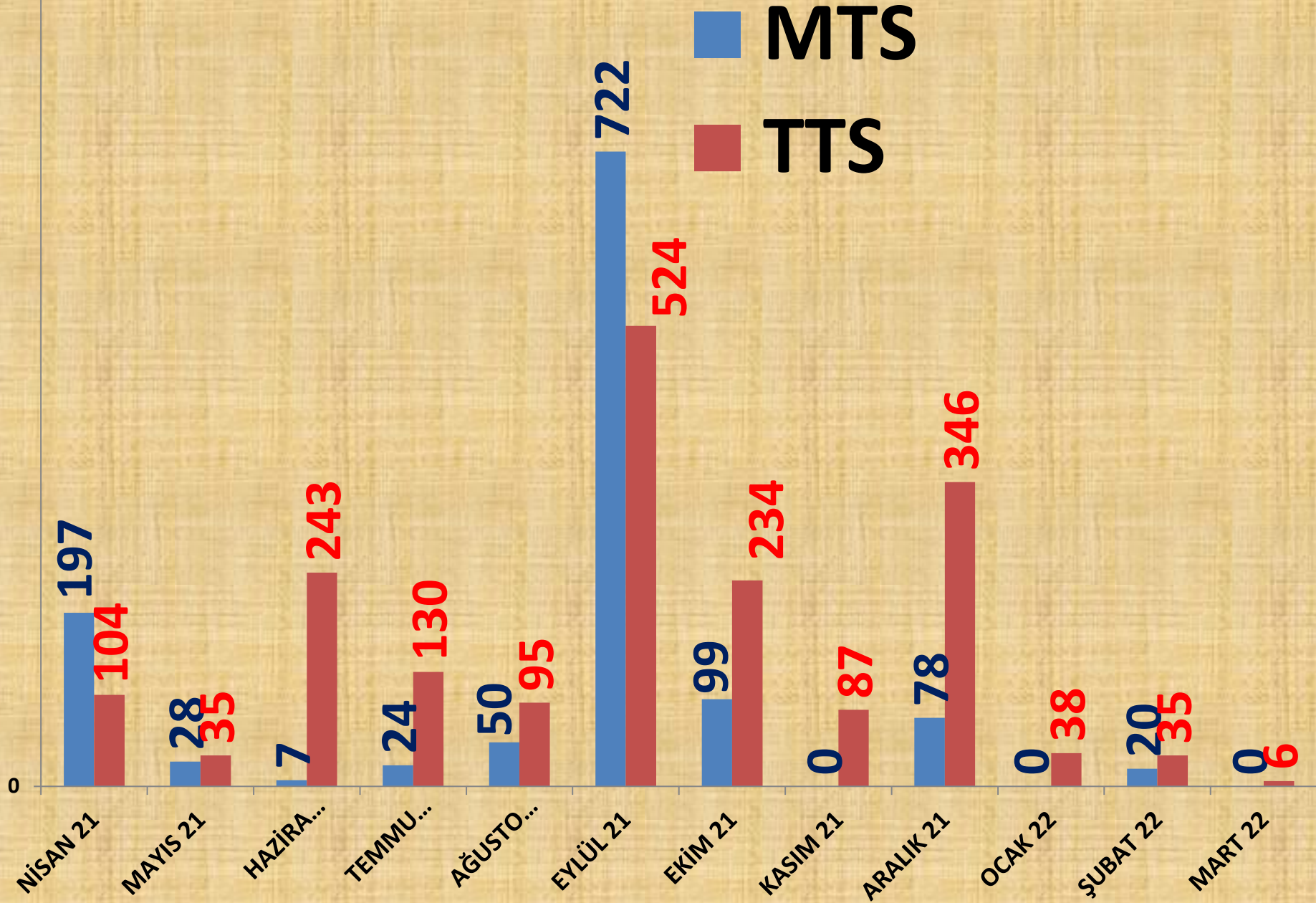
ORT. FİYAT	2020 MART	2021 MART		2022 MART	
MTS	17,32 TL	1%	17,52 TL	-	-
TTS	17,07 TL	8%	18,39 TL	57%	28,90 TL

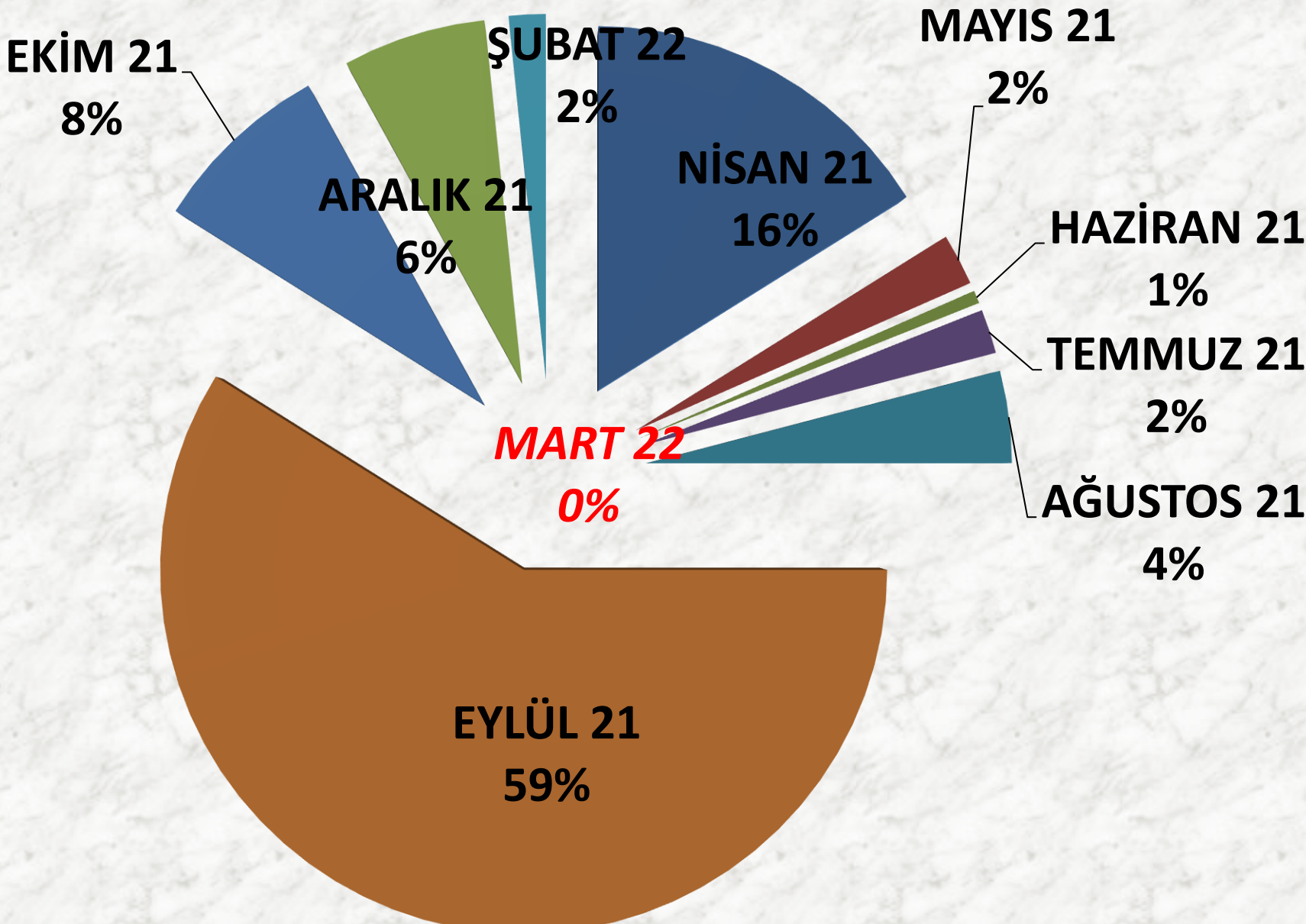
AYLIK M. HAŞHAŞ FİYAT TRENDİ (TL)



1000

AYLIK M. HAŞHAŞ İŞLEM MİKTARI (TON)



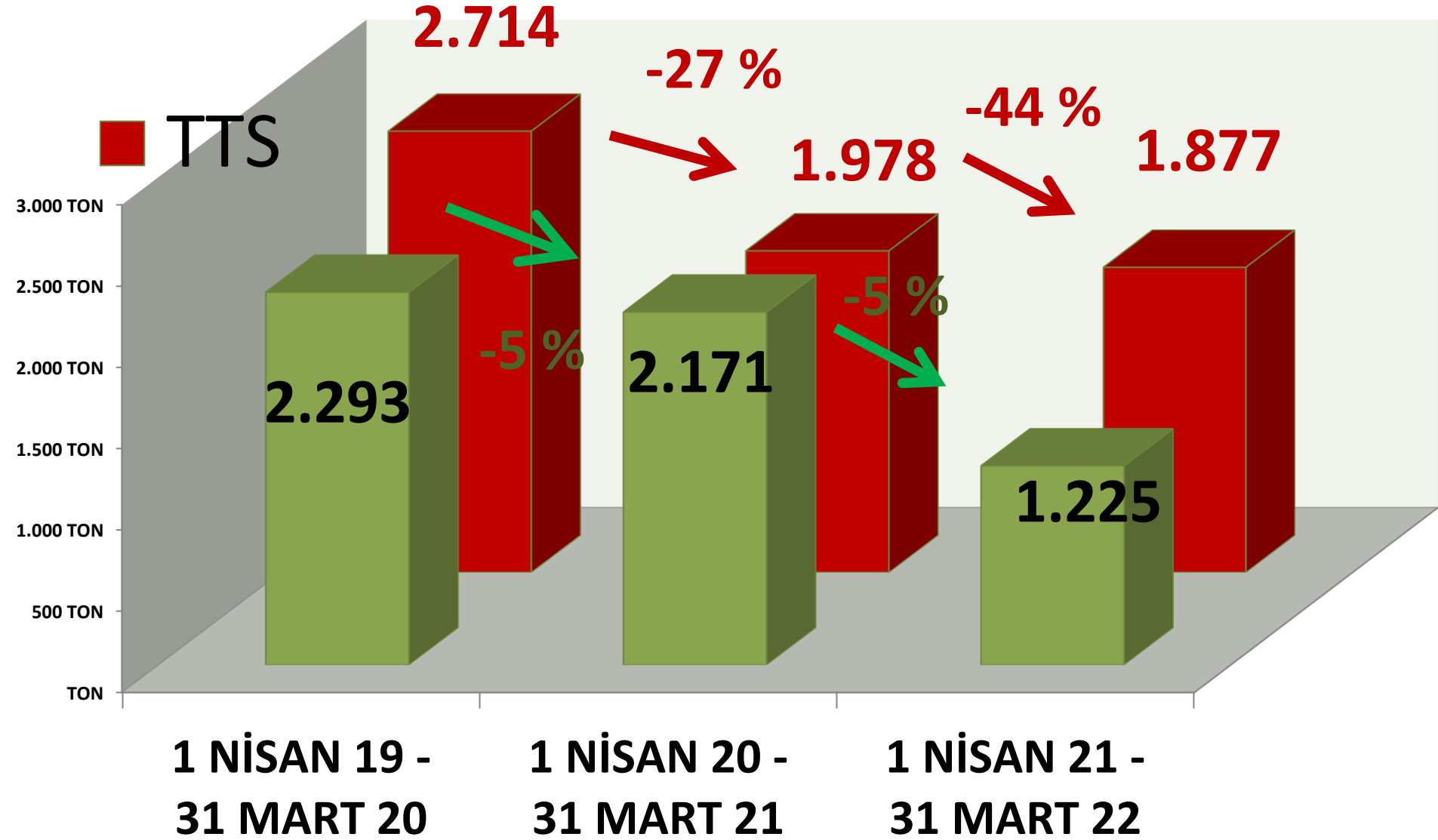


**M. HAŞHAŞ MTS İŞLEM MİKTARI
ORANLARI**

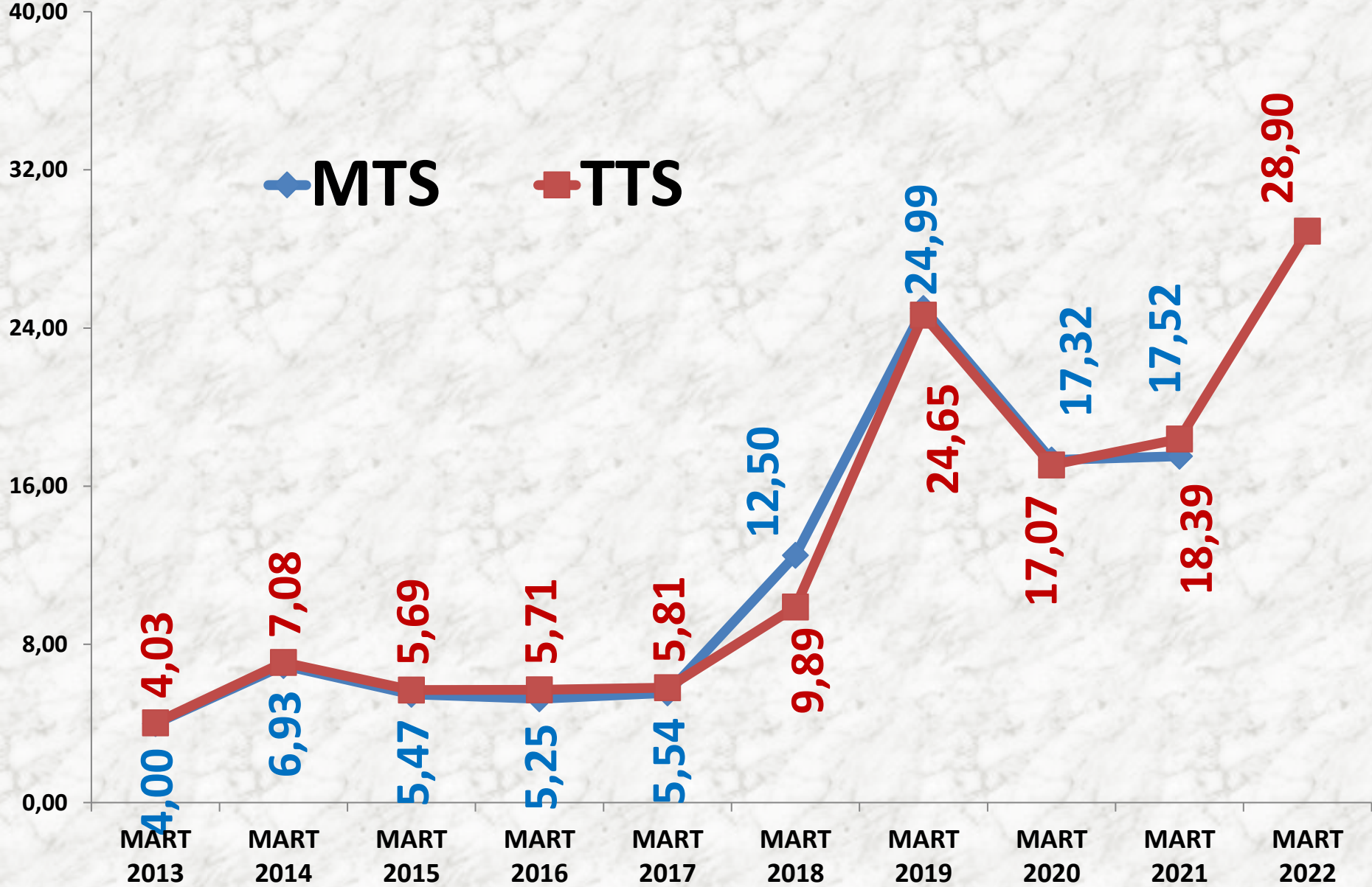
YILLIK TOPLAM M. HAŞHAŞ İŞLEM MİKTARI (TON)

■ MTS

■ TTS



MART AYLARI M. HAŞHAŞ FİYAT TRENDİ (TL)



KÜTLÜ PAMUK

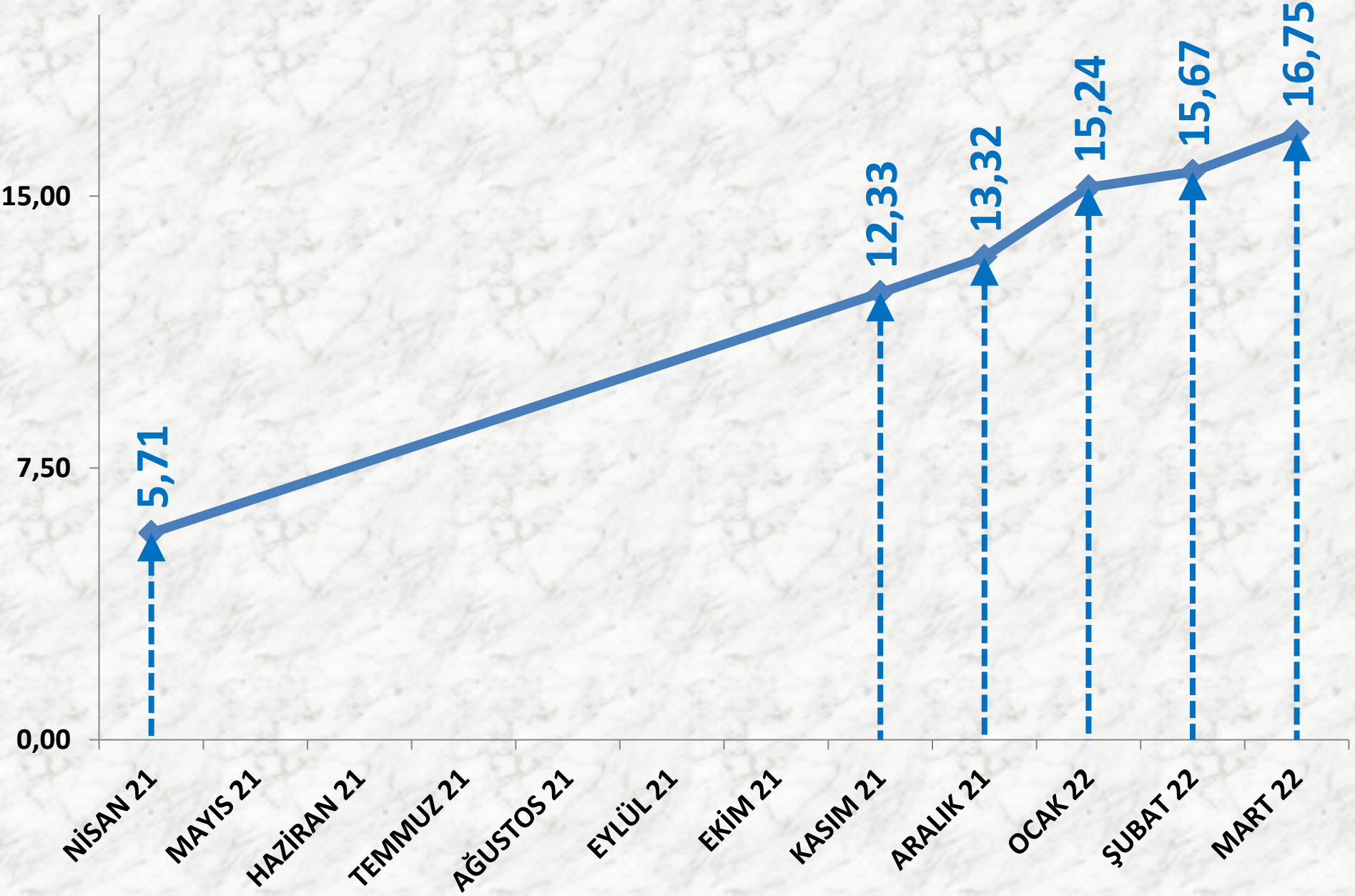
İŞLEM MİKTARI (TON)	2020 MART	2021 MART		2022 MART	
MTS	1191 TON	-76%	288 TON	610%	2047 TON

EN AZ FİYAT	2020 MART	2021 MART		2022 MART	
MTS	3,42 TL	46%	5,00 TL	207%	15,36 TL

EN ÇOK FİYAT	2020 MART	2021 MART		2022 MART	
MTS	4,11 TL	38%	5,69 TL	249%	19,85 TL

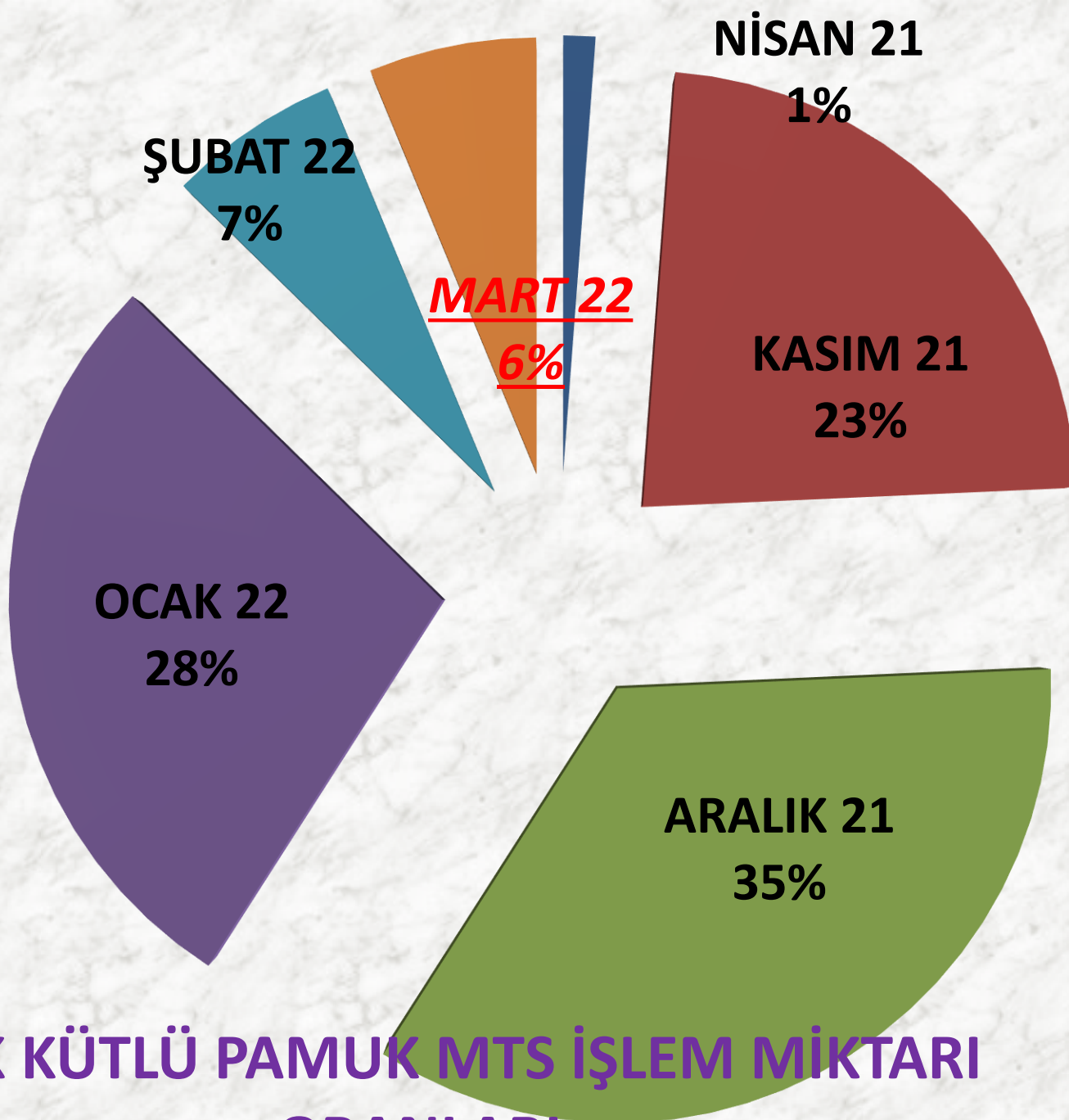
ORTALAMA FİYAT	2020 MART	2021 MART		2022 MART	
MTS	3,84 TL	33%	5,09 TL	229%	16,75 TL

AYLIK KÜTLÜ PAMUK FİYAT TRENDİ (TL)



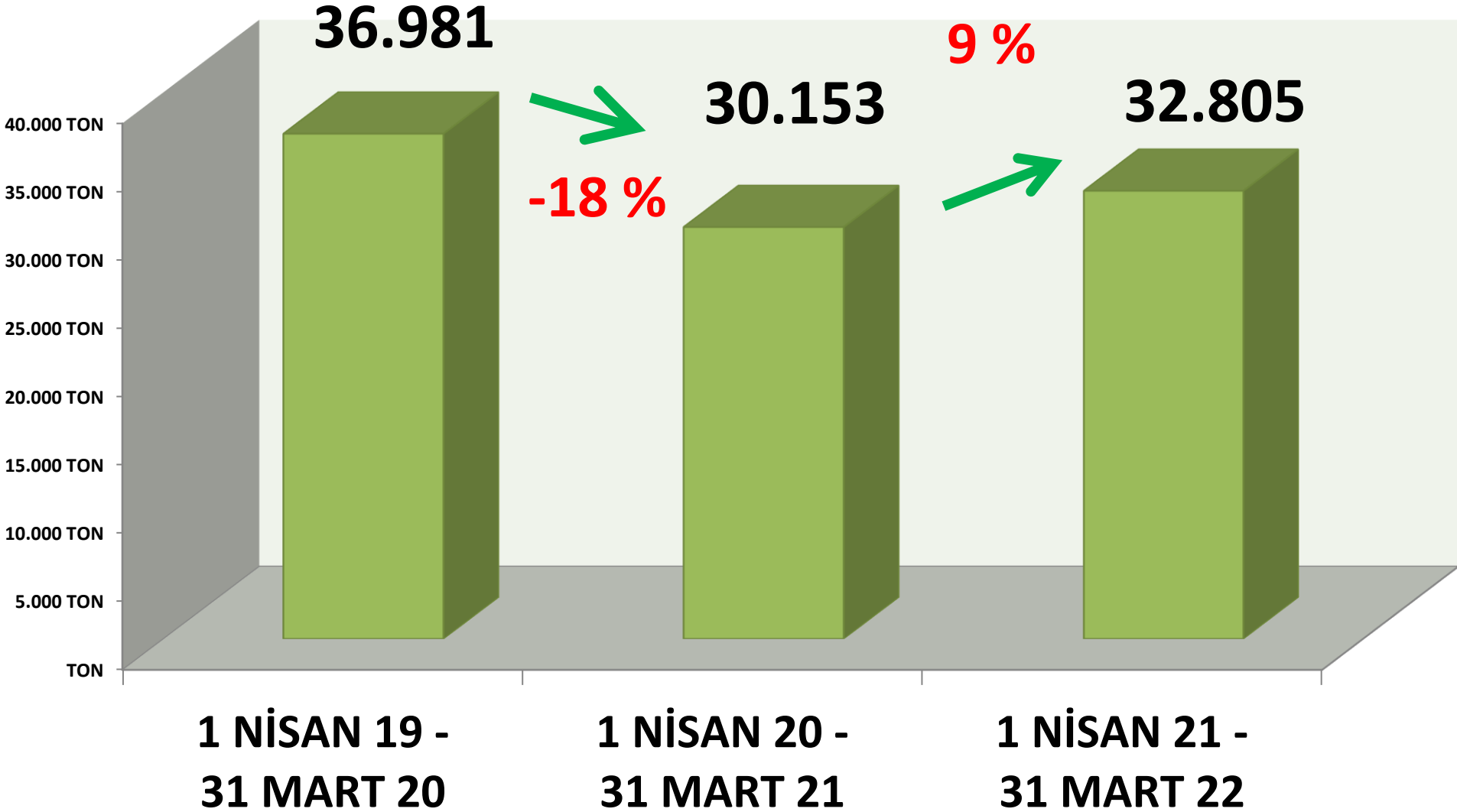
AYLIK KÜTLÜ PAMUK İŞLEM MİKTARI (TON)






**AYLIK KÜTLÜ PAMUK MTS İŞLEM MİKTARI
ORANLARI**

YILLIK TOPLAM KÜTLÜ PAMUK İŞLEM MİKTARI (TON)



MART AYLARI K.PAMUK FİYAT TRENDİ(TL)



MAHLIÇ PAMUK

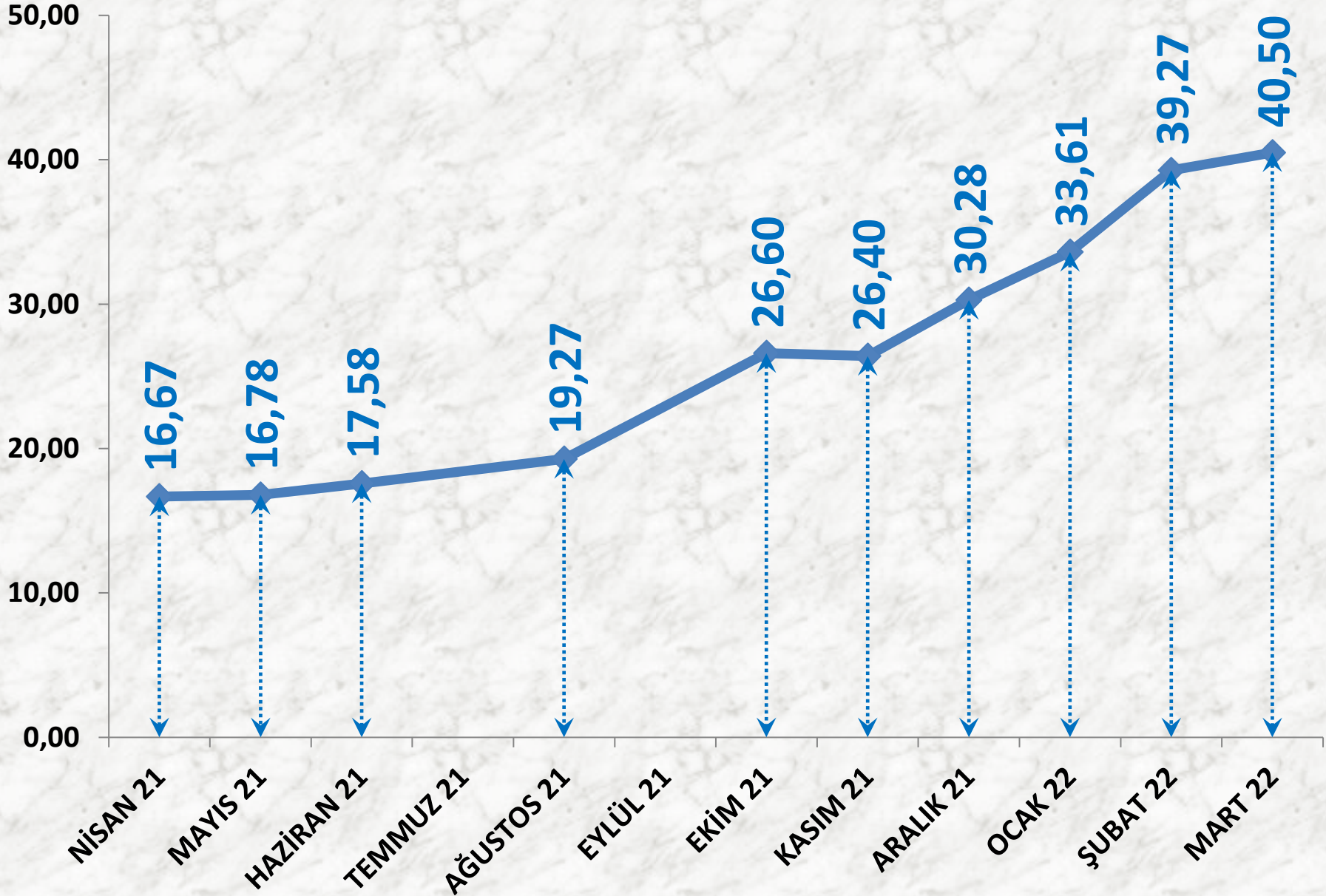
İŞLEM MİKTARI (TON)	2020 MART	2021 MART		2022 MART	
TTS	831 TON	29%	1.069 TON	-80%	215 TON

EN AZ FİYAT	2020 MART	2021 MART		2022 MART	
TTS	9,80 TL	28%	12,50 TL	220%	40,00 TL

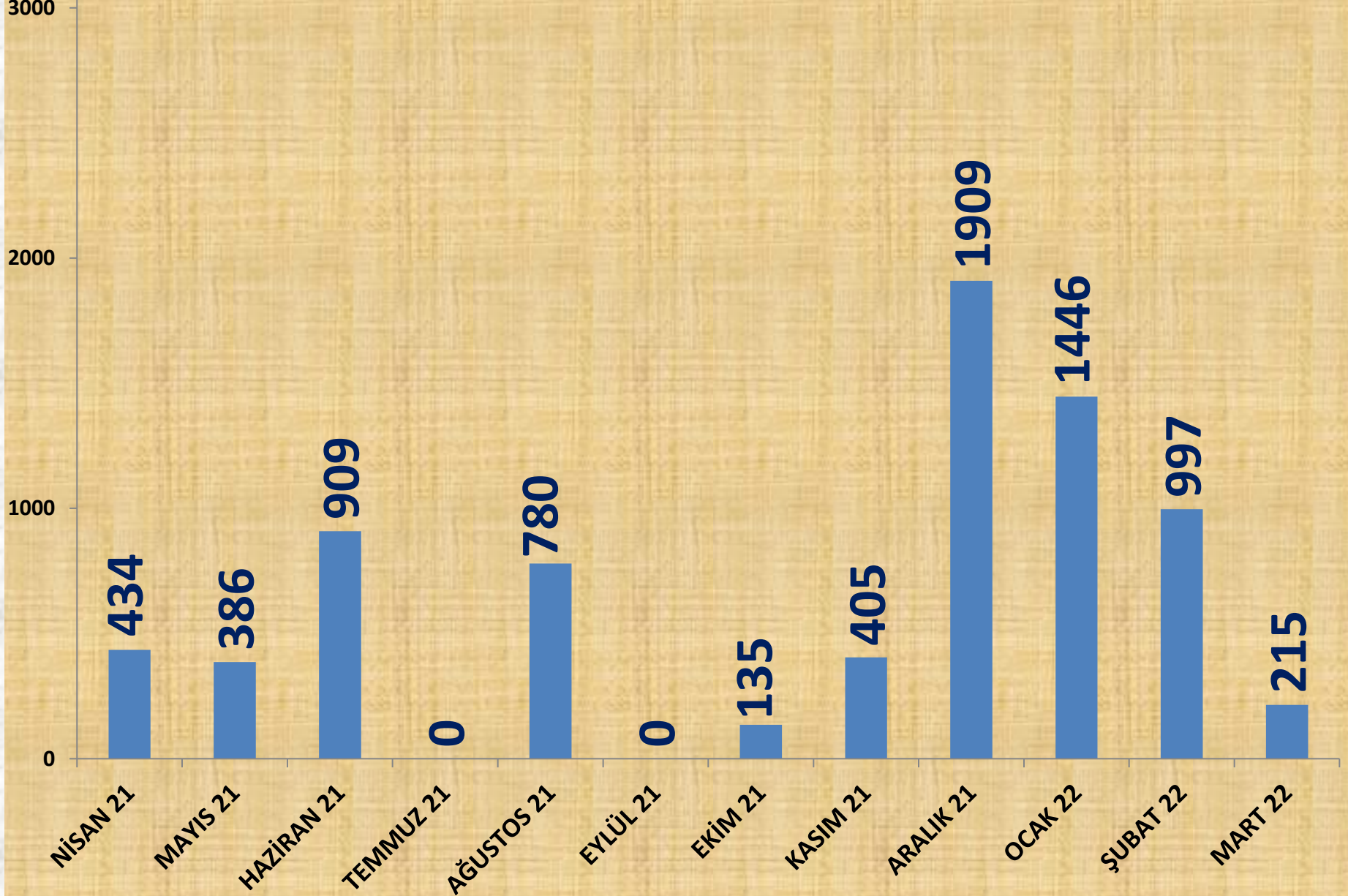
EN ÇOK FİYAT	2020 MART	2021 MART		2022 MART	
TTS	10,75 TL	48%	15,90 TL	158%	41,00 TL

ORTALAMA FİYAT	2020 MART	2021 MART		2022 MART	
TTS	10,37 TL	41%	14,58 TL	178%	40,50 TL

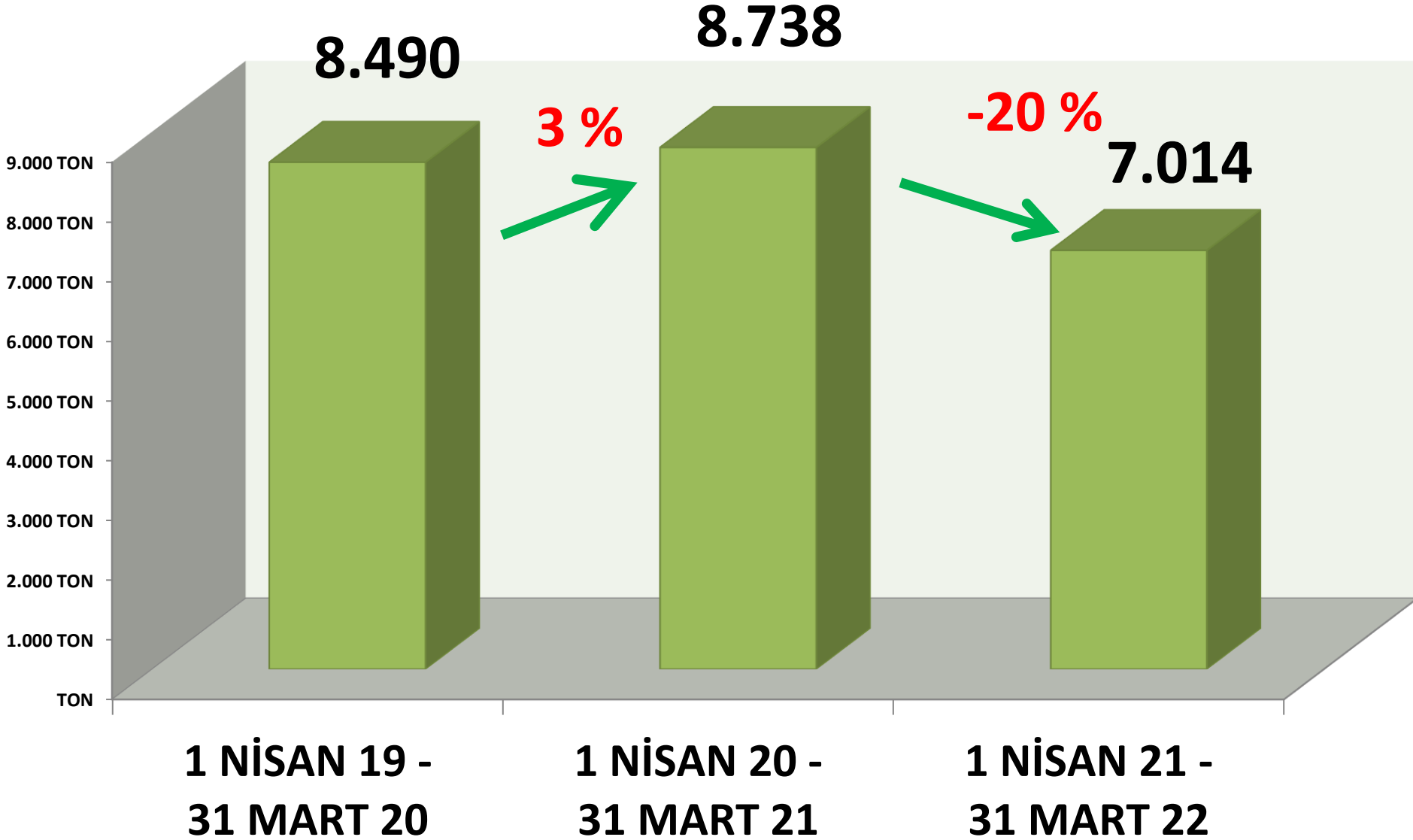
AYLIK MAHLIÇ PAMUK FİYAT TRENDİ (TL)



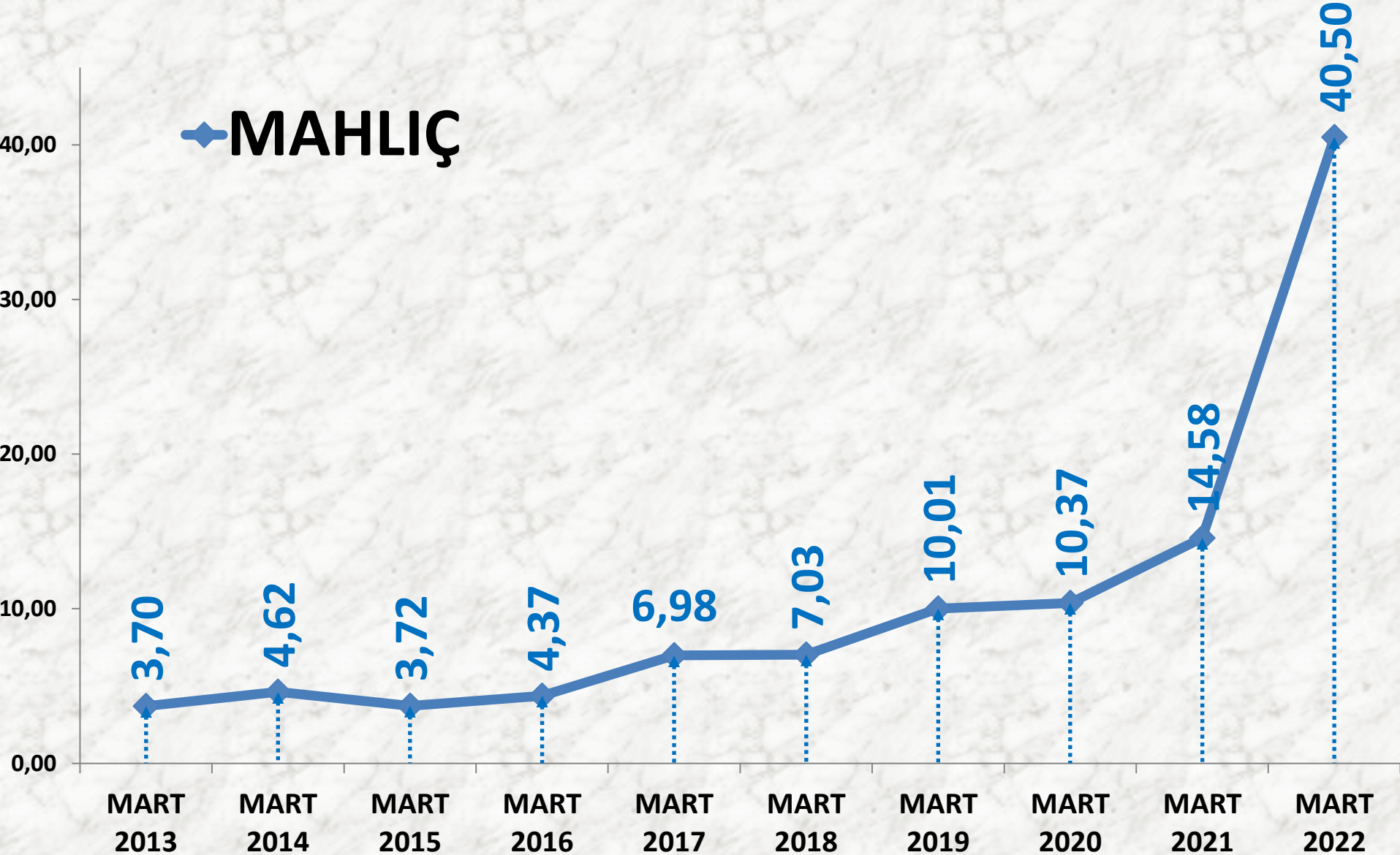
AYLIK MAHLIÇ PAMUK İŞLEM MİKTARI (TON)



YILLIK TOPLAM MAHLIÇ PAMUK İŞLEM MİKTARI (TON)



MART AYLARI MAHLIÇ PAMUK FİYAT ORT. (TL)



KEKİK

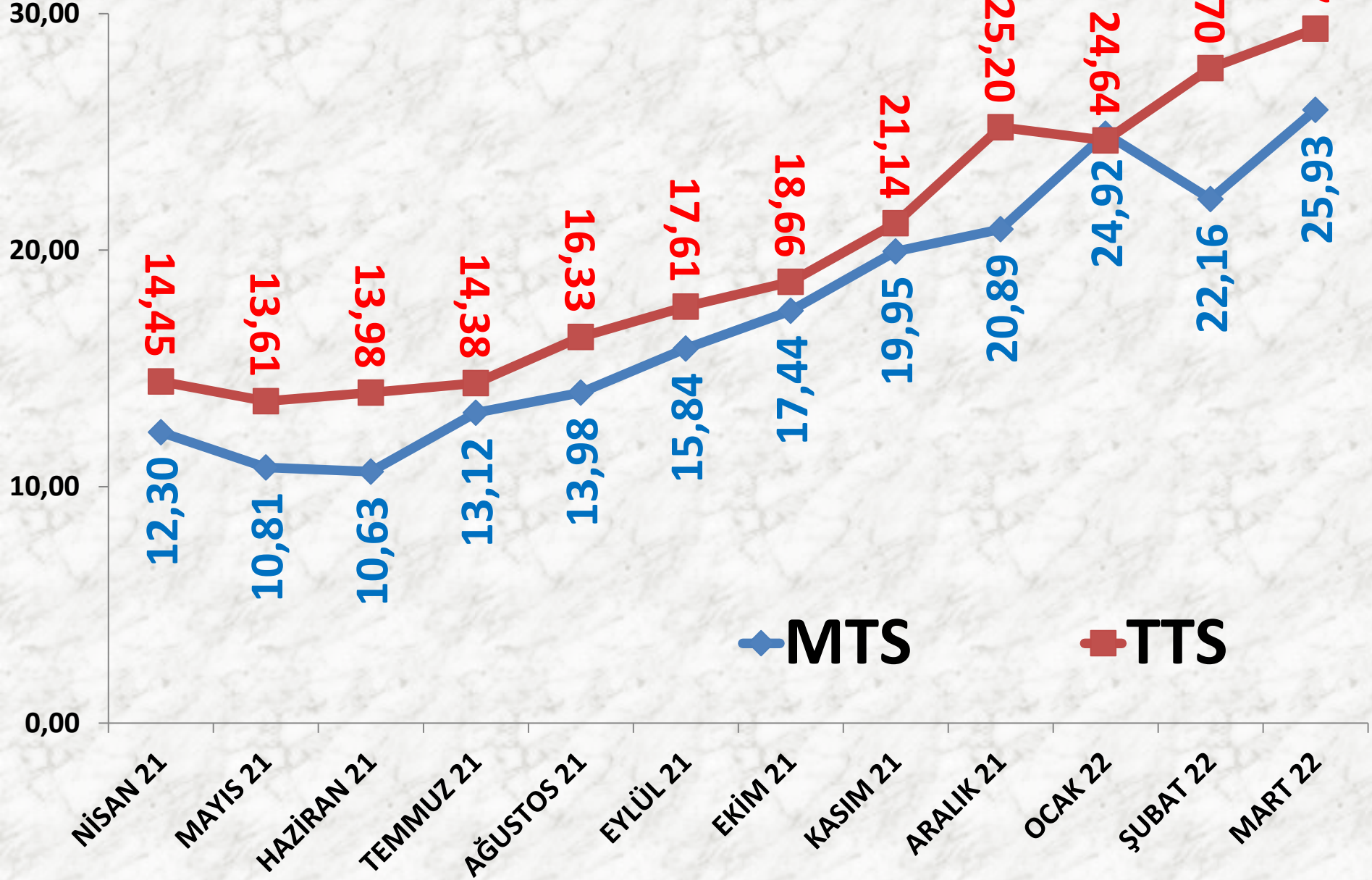
İŞLEM HACMI (TON)	2020 MART	2021 MART		2022 MART	
MTS	847 TON	-53%	397 TON	-21%	312 TON
TTS	632 TON	-31%	435 TON	-34%	286 TON

EN AZ FİYAT	2020 MART	2021 MART		2022 MART	
MTS	8,10 TL	17%	9,50 TL	132%	22,00 TL
TTS	7,65 TL	24%	9,50 TL	133%	22,09 TL

EN ÇOK FİYAT	2020 MART	2021 MART		2022 MART	
MTS	9,54 TL	50%	14,31 TL	100%	28,58 TL
TTS	15,40 TL	49%	23,00 TL	161%	60,00 TL

ORT. FİYAT	2020 MART	2021 MART		2022 MART	
MTS	8,87 TL	31%	11,60 TL	124%	25,93 TL
TTS	10,27 TL	48%	15,23 TL	93%	29,37 TL

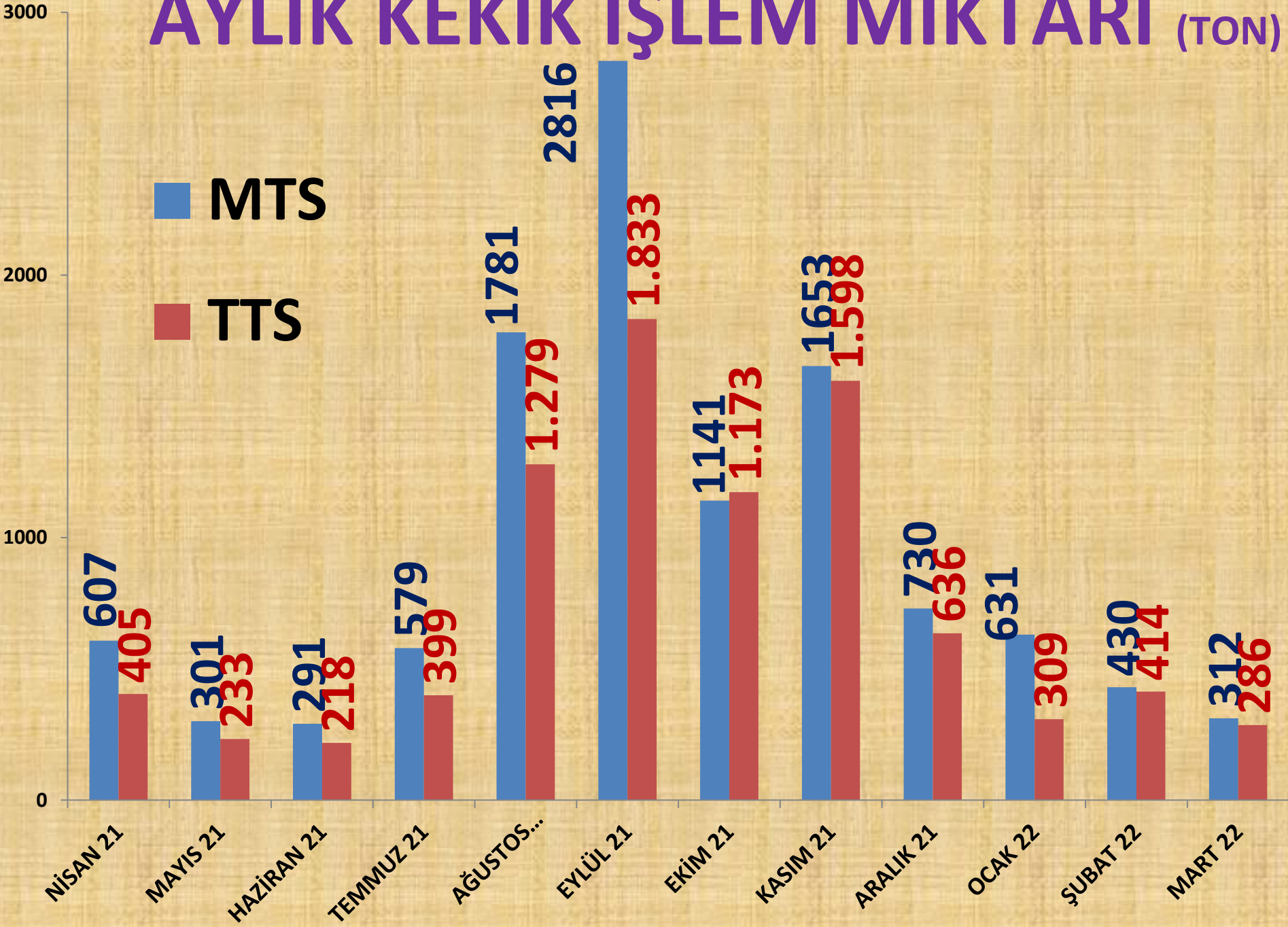
AYLIK KEKİK FİYAT TRENDİ (TL)

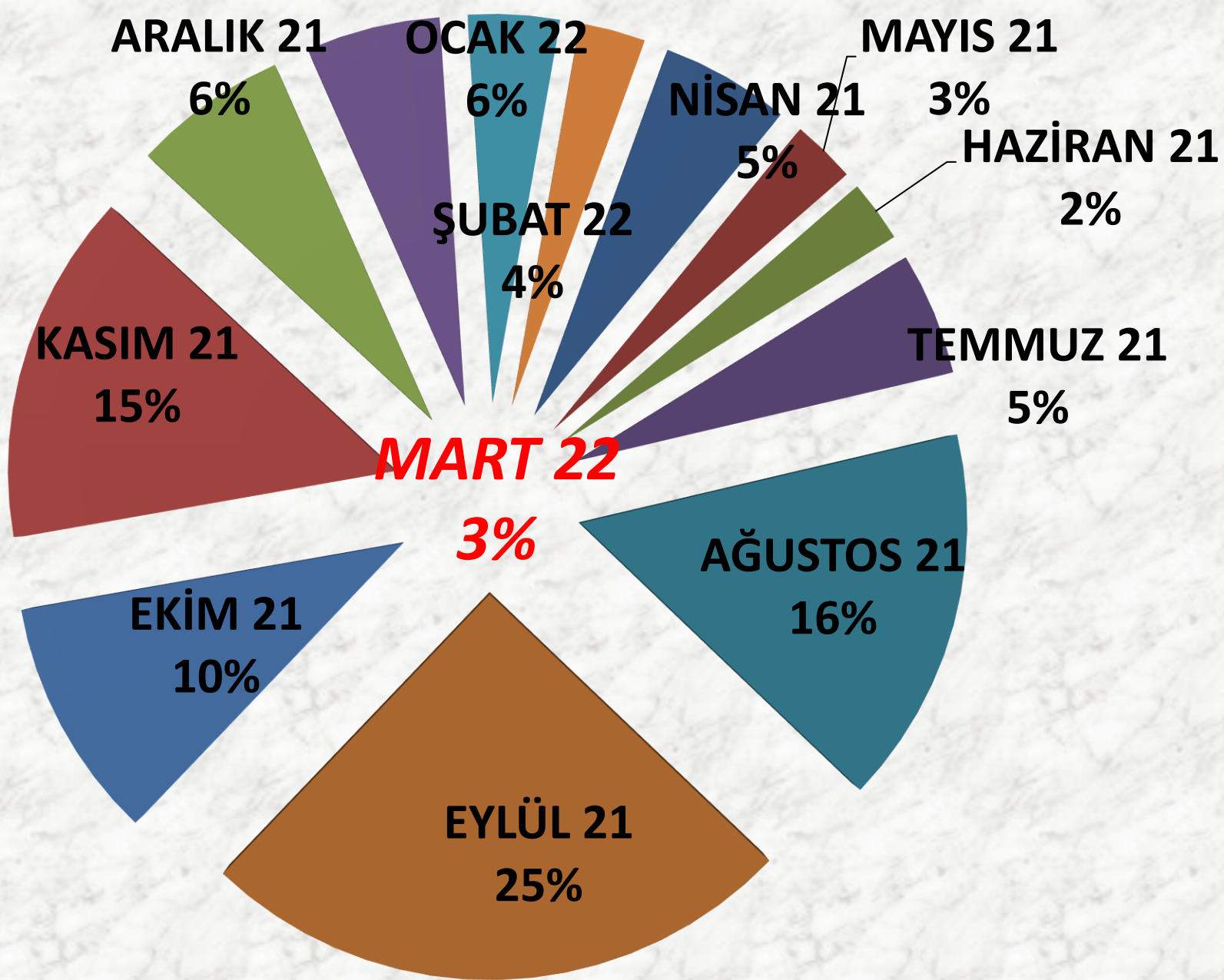


AYLIK KEKİK İŞLEM MİKTARI (TON)

■ MTS

■ TTS



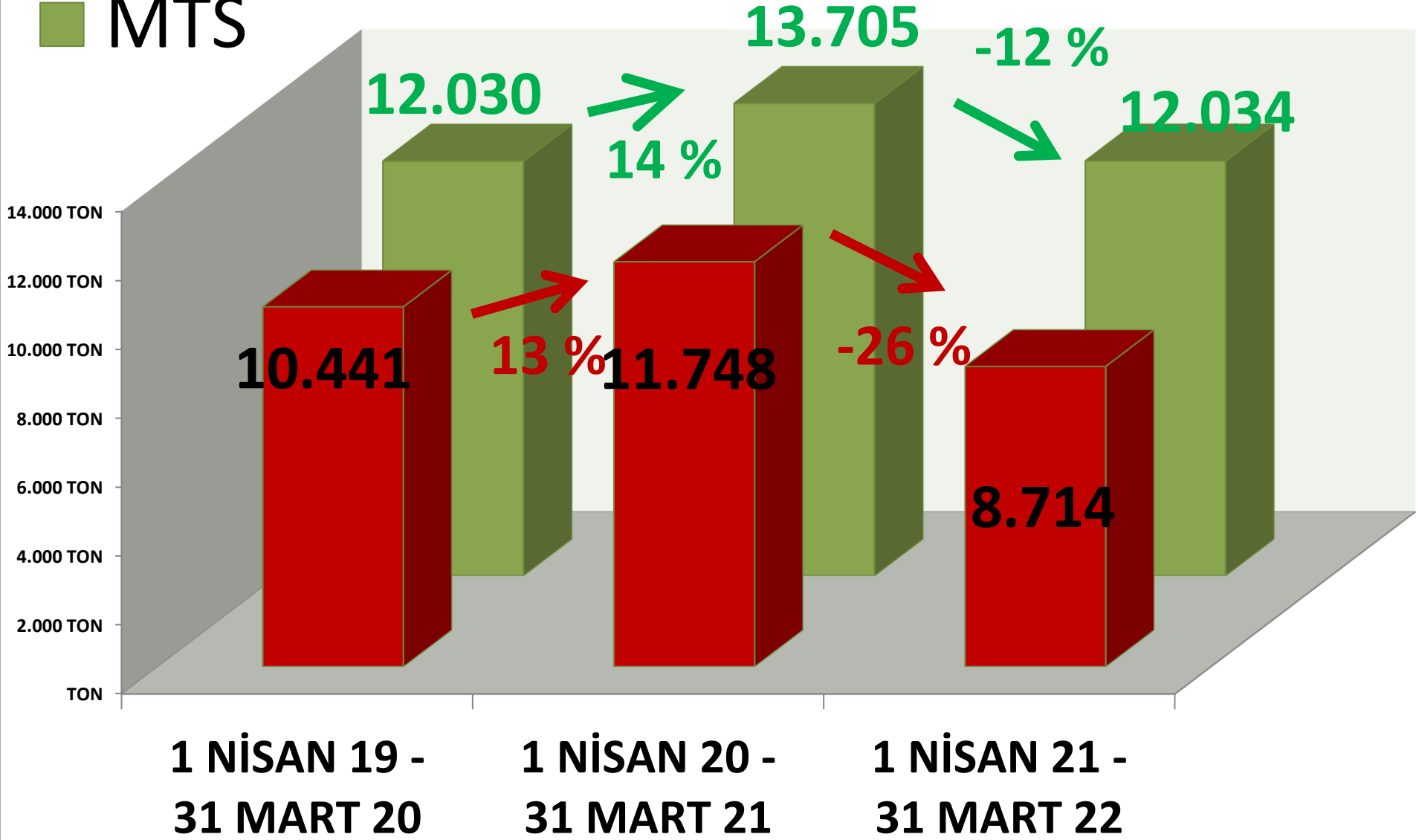


AYLIK KEKİK MTS İŞLEM MİKTARI ORANLARI

YILLIK TOPLAM KEKİK İŞLEM MİKTARI(TON)

■ TTS

■ MTS



ANASON

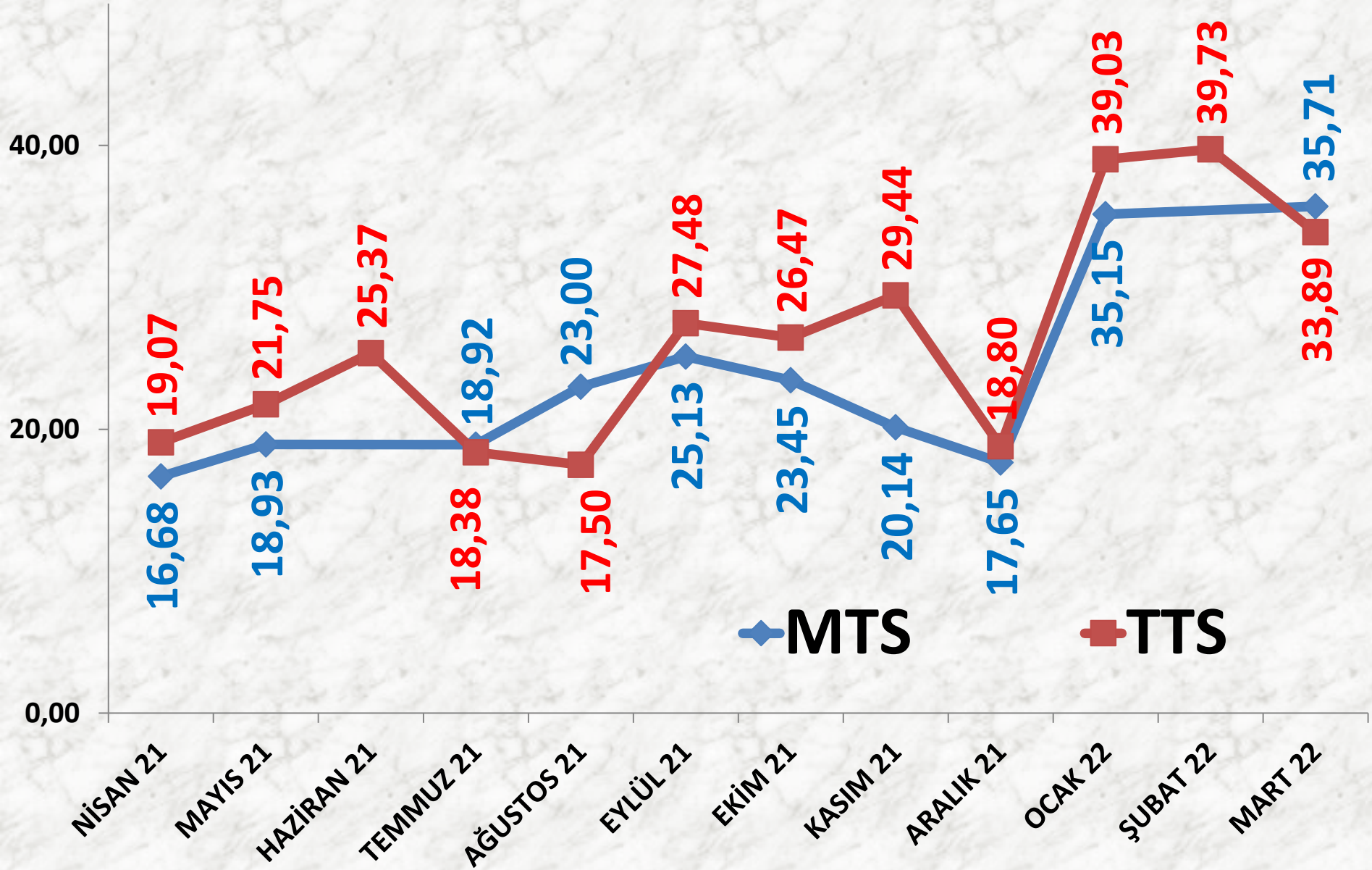
İŞLEM MİKTARI (TON)	2020 MART	2021 MART		2022 MART	
MTS	211 TON	-98%	4 TON	117%	9 TON
TTS	322 TON	-80%	65 TON	-90%	6 TON

EN AZ FİYAT	2020 MART	2021 MART		2022 MART	
MTS	19,73 TL	-14%	17,01 TL	110%	35,71 TL
TTS	19,00 TL	-16%	16,00 TL	112%	33,89 TL

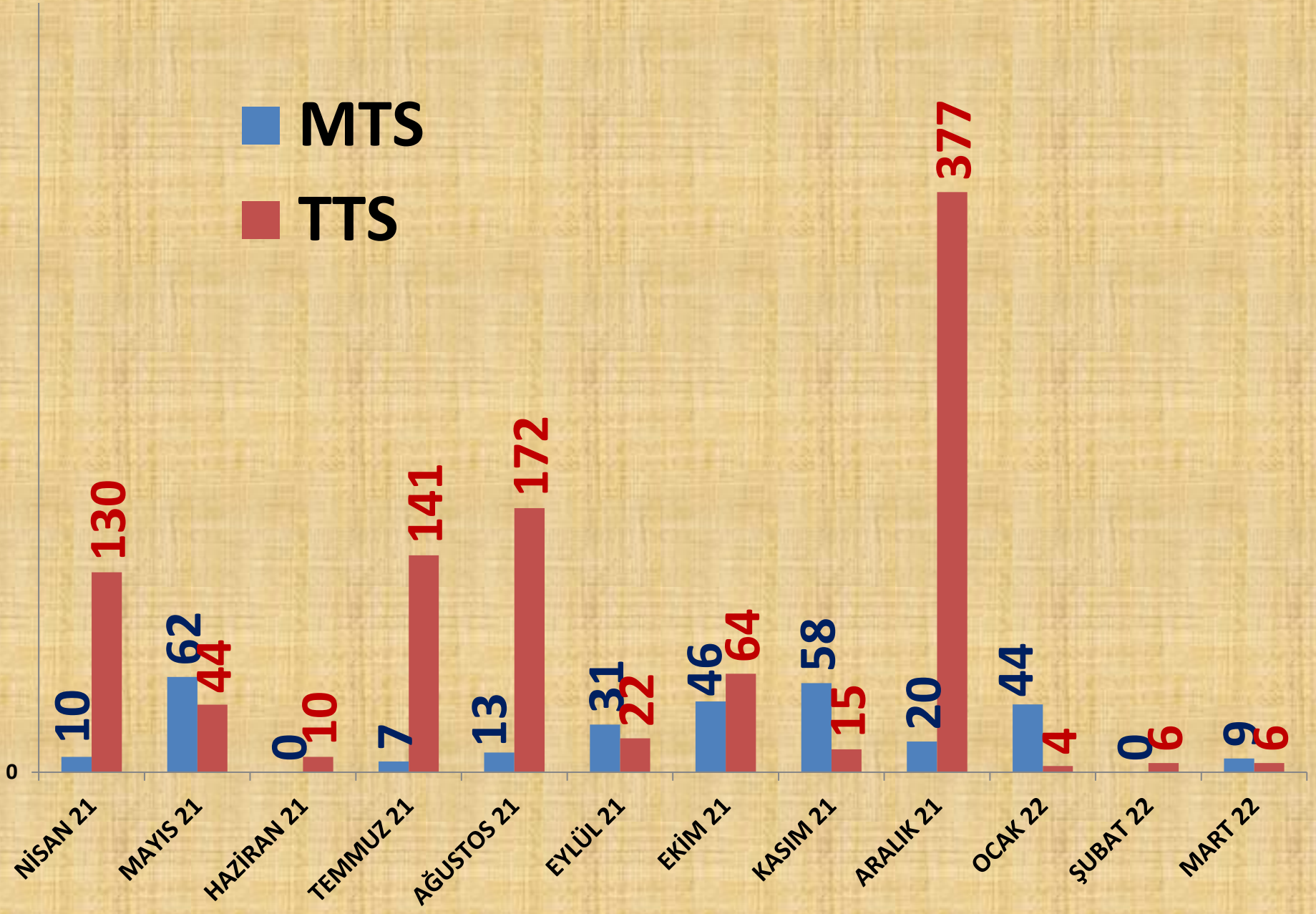
EN ÇOK FİYAT	2020 MART	2021 MART		2022 MART	
MTS	25,00 TL	-20%	20,00 TL	79%	35,71 TL
TTS	28,50 TL	-12%	25,00 TL	36%	33,89 TL

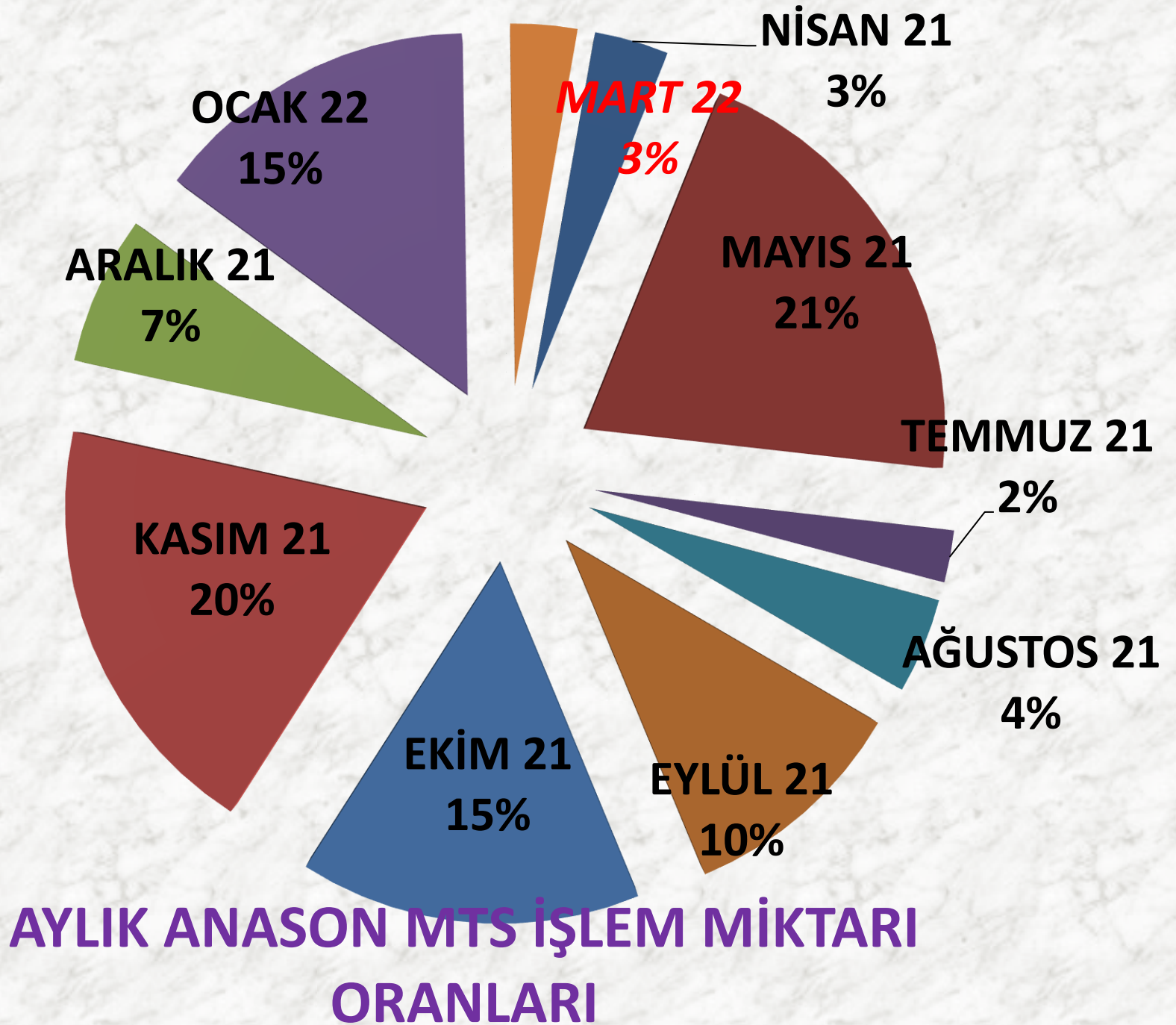
ORT. FİYAT	2020 MART	2021 MART		2022 MART	
MTS	20,59 TL	-8%	18,89 TL	89%	35,71 TL
TTS	19,47 TL	-1%	19,20 TL	77%	33,89 TL

AYLIK ANASON FİYAT TRENDİ_(TL)



AYLIK ANASON İŞLEM MİKTARI (TON)

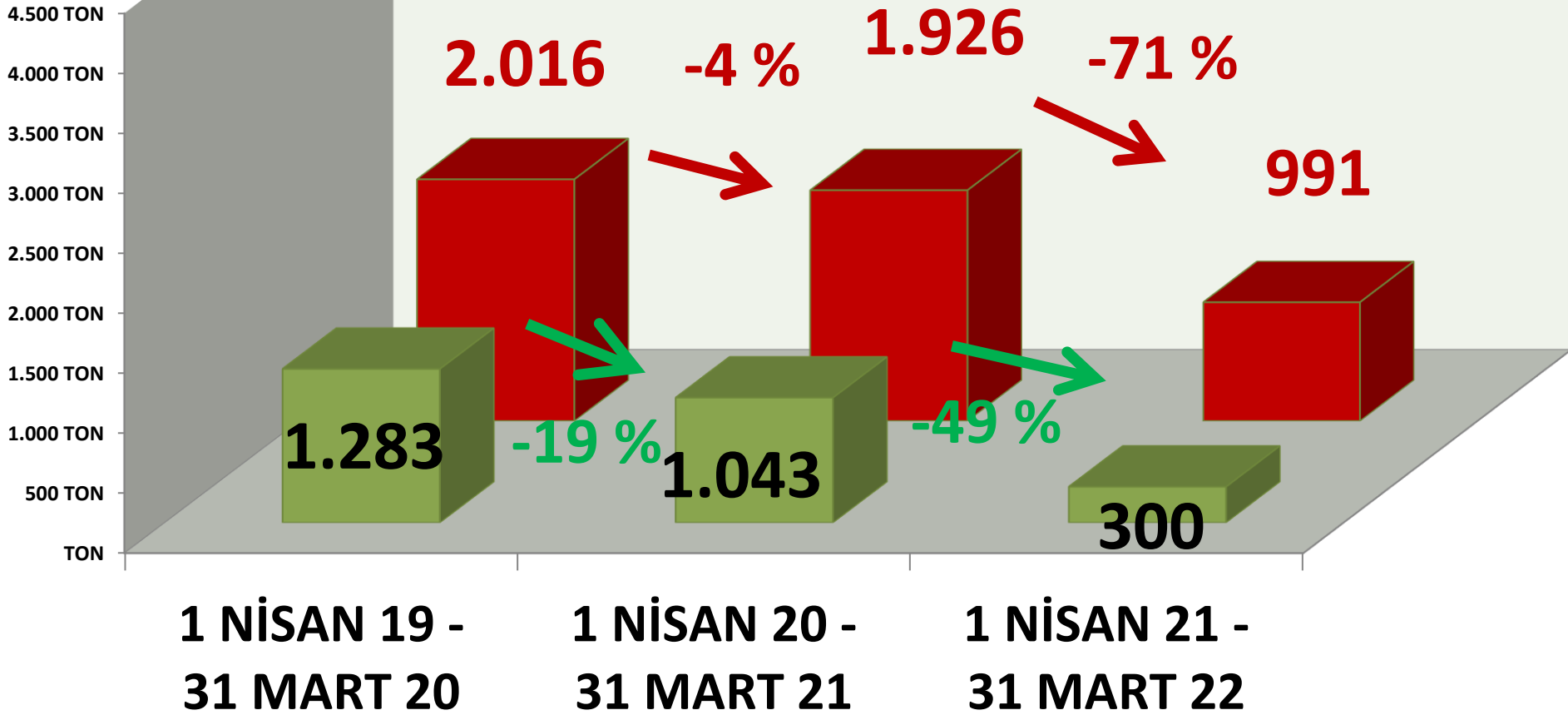




YILLIK TOPLAM ANASON İŞLEM MİKTARI_(TON)

■ MTS

■ TTS



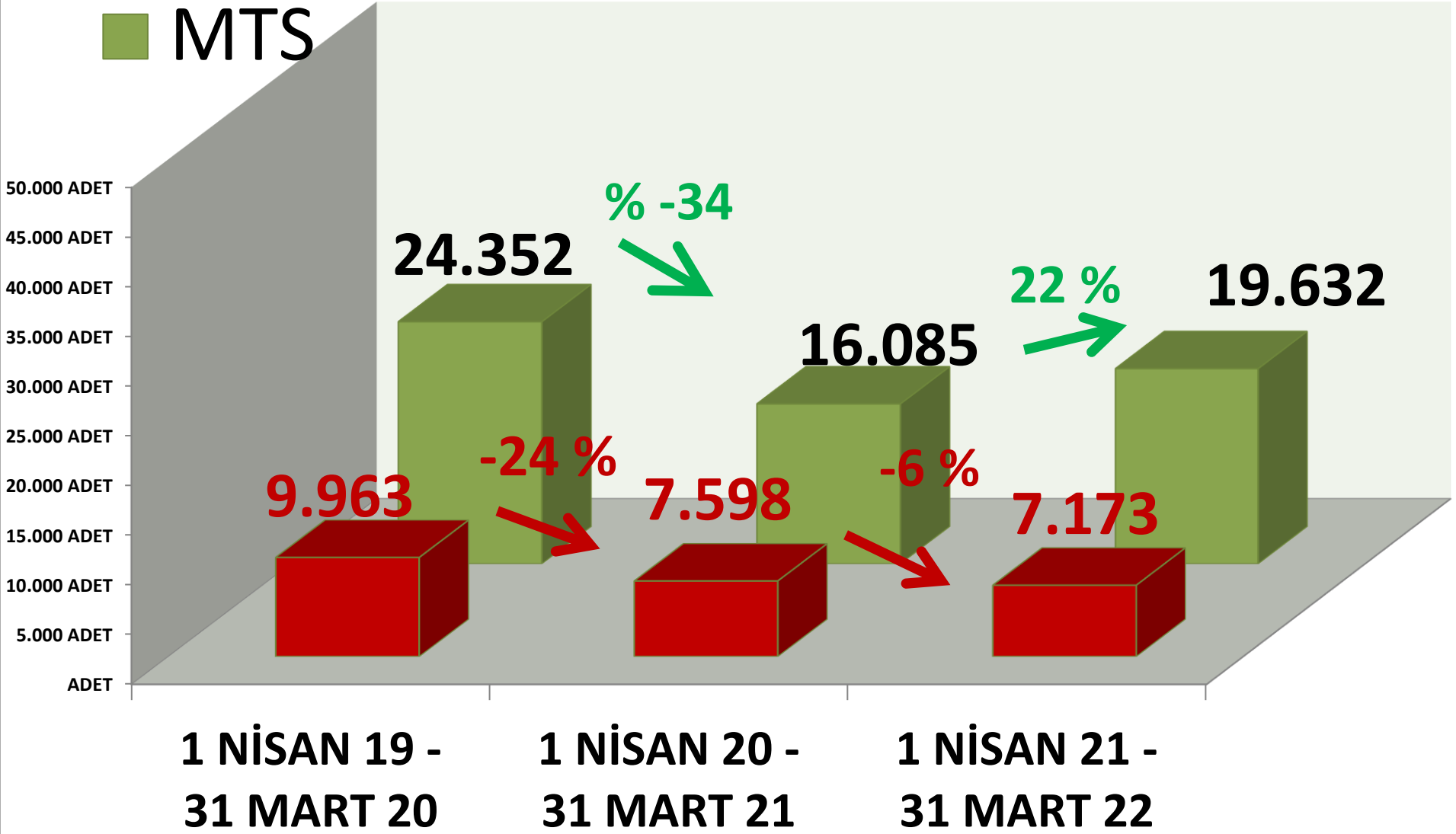
KASAPLIK CANLI HAYVAN

BÜYÜKBAŞ (ADET)	2020 MART	2021 MART		2022 MART	
MTS	1236 ADET	9%	1347 ADET	34%	1799 ADET
TTS	1078 ADET	-49%	549 ADET	-37%	346 ADET

KÜÇÜKBAŞ (ADET)	2020 MART	2021 MART		2022 MART	
MTS	2871 ADET	7%	3062 ADET	21%	3715 ADET
TTS	908 ADET	-84%	149 ADET	206%	456 ADET

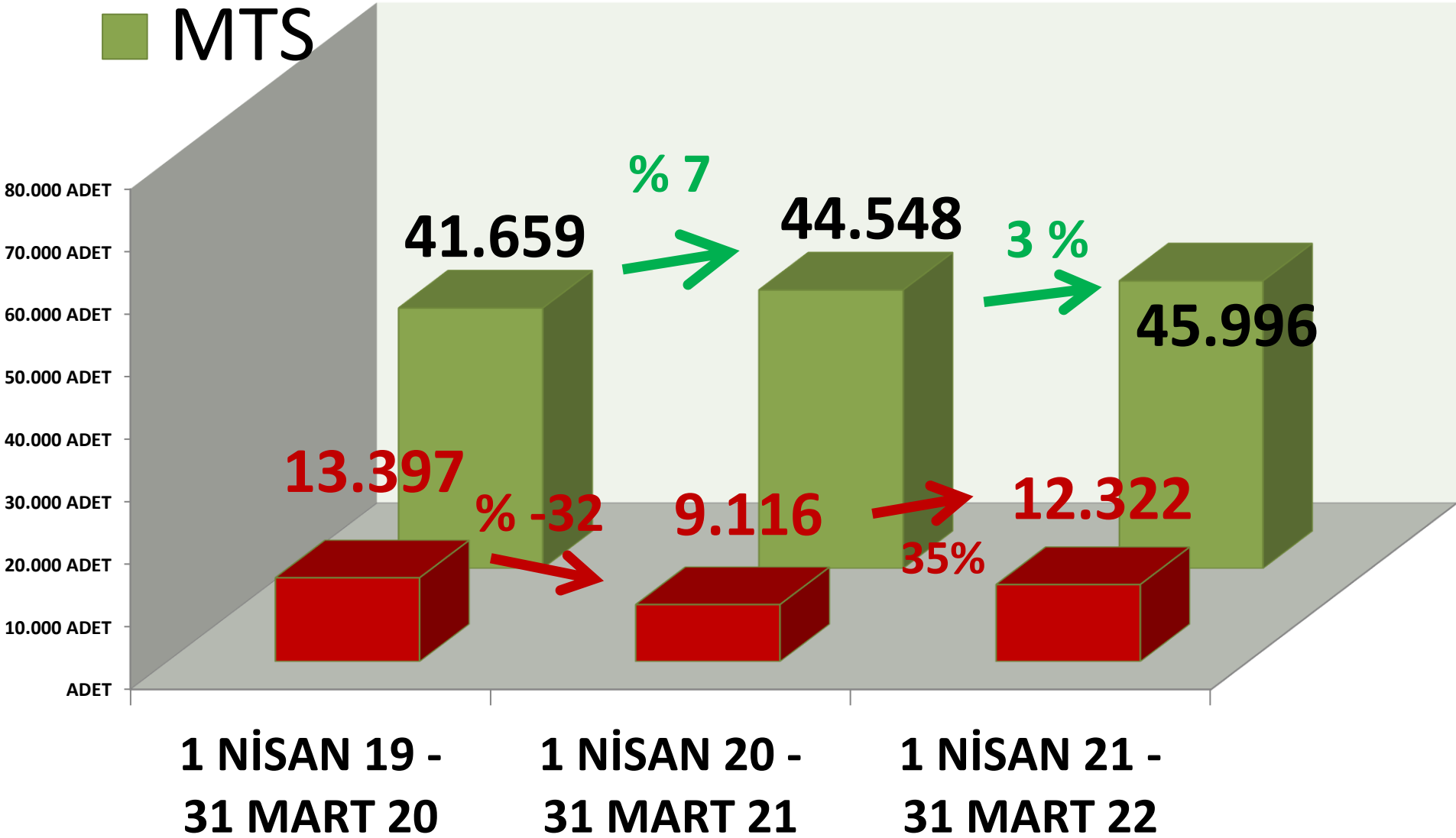
TTS YILLIK TOPLAM BÜYÜKBAŞ İŞLEM (ADET)

■ TTS
■ MTS



TTS YILLIK TOPLAM KÜÇÜKBAŞ İŞLEM_(ADET)

■ MTS





DINLEDİĞİNİZ İÇİN
TEŞEKKÜR EDERİM

RECEP MENGİ

