

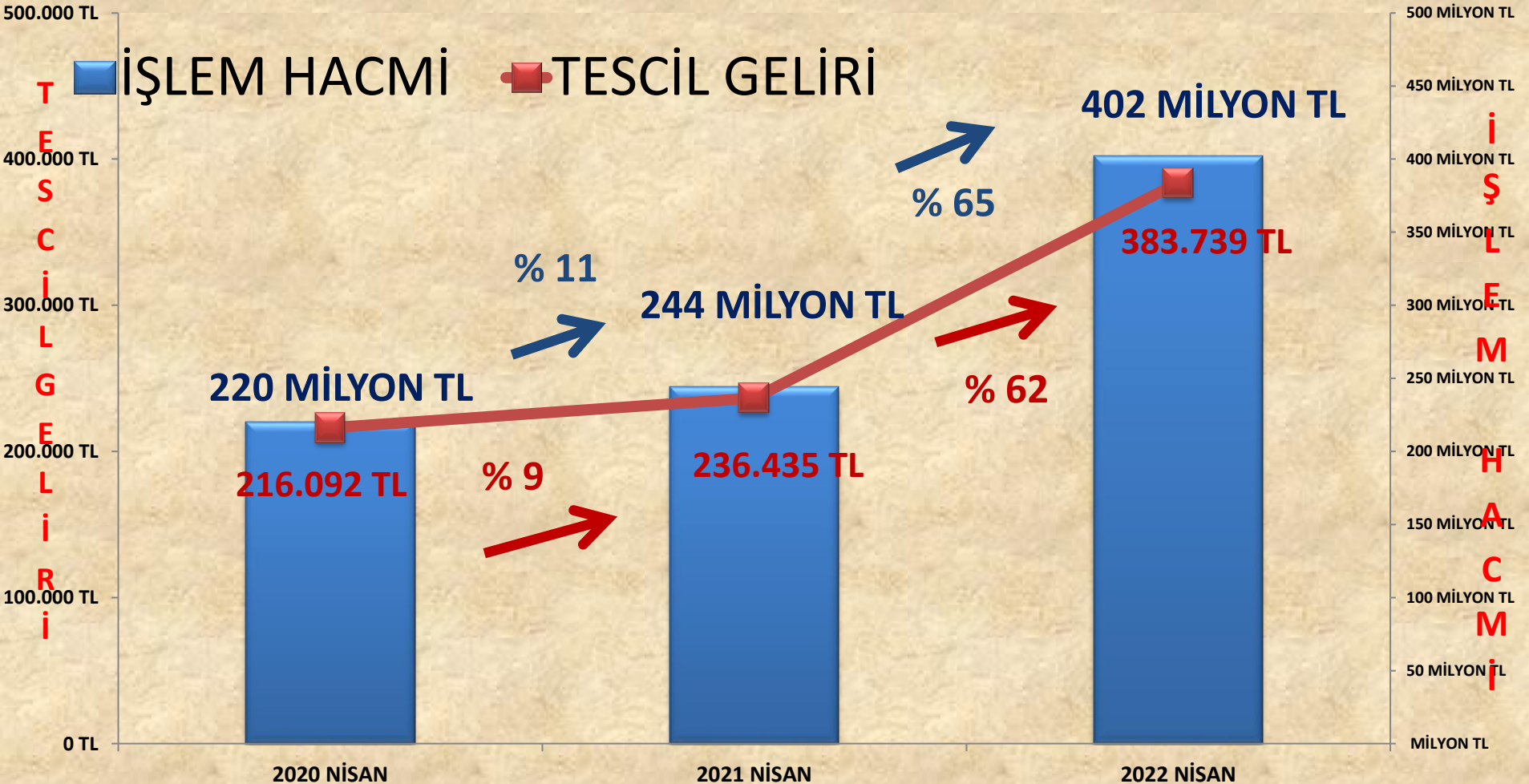


NISAN 2022 TESCİL SUNUMU



İŞLEM HACMİ VE TESCİL GELİRİ VERİLERİ

| | 2020 NİSAN | | 2021 NİSAN | | 2022 NİSAN |
|---------------|---------------|-----|---------------|-----|---------------|
| İŞLEM HACMİ | 220 MİLYON TL | 11% | 244 MİLYON TL | 65% | 402 MİLYON TL |
| TESCİL GELİRİ | 216.092 TL | 9% | 236.435 TL | 62% | 383.739 TL |



2021 NİSAN

| ÜRÜN GRUBU | Miktar(kg./lt/adet) | Tutar(TL) |
|----------------------------|---------------------|--------------------|
| BAKLİYAT VE MAMÜLLERİ | 790.478 | 5.072.528 |
| BITKİSEL YAĞLAR | 0 | 0 |
| KOTASYON DIŞI ÜRÜNLER | 35.700.542 | 124.834.279 |
| HAM DERİLER VE BAĞIRSAKLAR | 12.276 | 49.269 |
| HAYVANSAL YAĞLAR | 410 | 15.686 |
| HUBUBAT . | 4.978.515 | 10.401.219 |
| HUBUBAT MAMÜLLERİ | 123.275 | 311.689 |
| KASAPLIK CANLI HAYVANLAR | 6.744 | 25.273.514 |
| KURU MEYVELER | 2.020.048 | 28.466.456 |
| KÜSPELER | 65.660 | 97.838 |
| ORMAN MAHSÜLLERİ | 213.652 | 1.008.820 |
| TEKSTİL HAMMADDELERİ | 823.726 | 12.570.076 |
| YAĞLI TOHUMLAR | 3.013.641 | 36.130.834 |
| TOPLAM | 47.748.966 | 244.232.207 |

2022 NİSAN

| ÜRÜN GRUBU | Miktar(kg./lt/adet) | Tutar(TL) |
|----------------------------|---------------------|--------------------|
| BAKLİYAT VE MAMÜLLERİ | 477.179 | 8.270.319 |
| BİTKİSEL YAĞLAR | 1.000 | 15.000 |
| KOTASYON DIŞI ÜRÜNLER | 35.126.012 | 183.132.699 |
| HAM DERİLER VE BAĞIRSAKLAR | 14.304 | 172.224 |
| HAYVANSAL YAĞLAR | 175 | 10.023 |
| HUBUBAT . | 6.951.121 | 27.227.130 |
| HUBUBAT MAMÜLLERİ | 96.475 | 539.675 |
| KASAPLIK CANLI HAYVANLAR | 8.047 | 46.505.931 |
| KURU MEYVELER | 1.274.005 | 28.287.351 |
| KÜSPELER | 0 | 0 |
| ORMAN MAHSÜLLERİ | 418.692 | 2.651.471 |
| TEKSTİL HAMMADDELERİ | 1.095.372 | 44.751.020 |
| YAĞLI TOHUMLAR | 4.250.120 | 60.671.786 |
| TOPLAM | 49.712.502 | 402.234.629 |

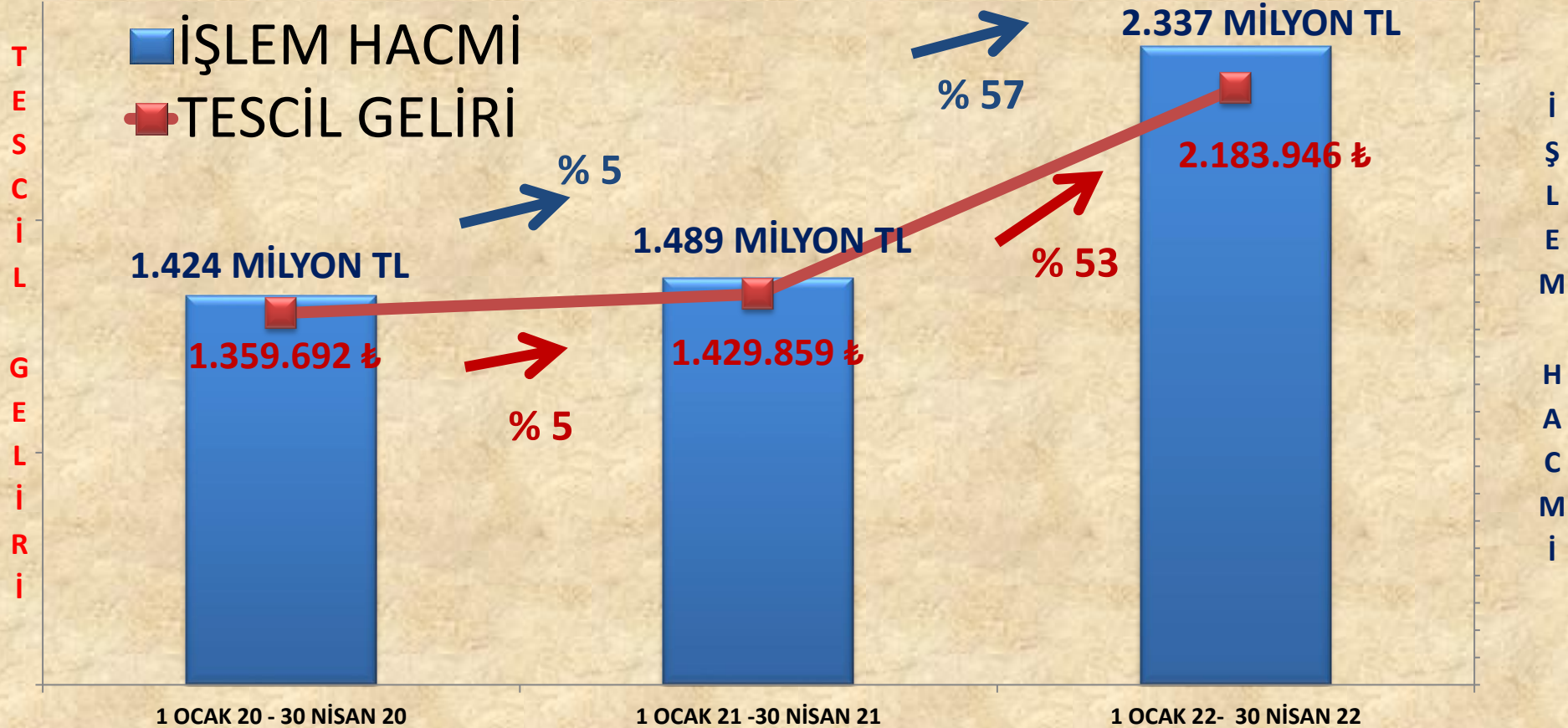
2021 -2022 NİSAN DEĞİŞİM

| ÜRÜN GRUBU | Miktar(kg./lt/adet) | Tutar(TL) |
|----------------------------|---------------------|--------------------|
| BAKLİYAT VE MAMÜLLERİ | -313.299 | 3.197.790 |
| BİTKİSEL YAĞLAR | 1.000 | 15.000 |
| KOTASYON DIŞI ÜRÜNLER | -574.530 | 58.298.420 |
| HAM DERİLER VE BAĞIRSAKLAR | 2.028 | 122.954 |
| HAYVANSAL YAĞLAR | -235 | -5.663 |
| HUBUBAT . | 1.972.606 | 16.825.911 |
| HUBUBAT MAMÜLLERİ | -26.800 | 227.986 |
| KASAPLIK CANLI HAYVANLAR | 1.303 | 21.232.417 |
| KURU MEYVELER | -746.043 | -179.105 |
| KÜSPELER | -65.660 | -97.838 |
| ORMAN MAHSÜLLERİ | 205.041 | 1.642.651 |
| TEKSTİL HAMMADDELERİ | 271.646 | 32.180.945 |
| YAĞLI TOHUMLAR | 1.236.479 | 24.540.952 |
| TOPLAM | 1.963.536 | 158.002.422 |

| | 2021 – 2022 NİSAN DEĞİŞİM ORANI | |
|----------------------------|--|--------------|
| ÜRÜN GRUBU | Miktar(kg./lt/adet) | Tutar(TL) |
| BAKLİYAT VE MAMÜLLERİ | -40% | 63% |
| BITKİSEL YAĞLAR | - | - |
| KOTASYON DIŞI ÜRÜNLER | -2% | 47% |
| HAM DERİLER VE BAĞIRSAKLAR | 17% | 250% |
| HAYVANSAL YAĞLAR | -57% | -36% |
| HUBUBAT . | 40% | 162% |
| HUBUBAT MAMÜLLERİ | -22% | 73% |
| KASAPLIK CANLI HAYVANLAR | 19% | 84% |
| KURU MEYVELER | -37% | -1% |
| KÜSPELER | -100% | -100% |
| ORMAN MAHSÜLLERİ | 96% | 163% |
| TEKSTİL HAMMADDELERİ | 33% | 256% |
| YAĞLI TOHUMLAR | 41% | 68% |
| TOPLAM | 4% | 65% |

İŞLEM HACMİ VE TESCİL GELİRİ VERİLERİ

| | 1 OCAK – 30 NİSAN 2020 | | 1 OCAK – 30 NİSAN 2021 | | 1 OCAK – 30 NİSAN 2022 |
|---------------|---------------------------|----|---------------------------|-----|---------------------------|
| İŞLEM HACMİ | 1.424 MİLYON TL | 5% | 1.489 MİLYON TL | 57% | 2.337 MİLYON TL |
| TESCİL GELİRİ | 1.359.692 TL | 5% | 1.429.859 TL | 53% | 2.183.946 TL |



1 OCAK – 30 NİSAN 2021

| | Miktar(kg./lt/adet) | Tutar(TL) |
|----------------------------|---------------------|----------------------|
| BAKLİYAT VE MAMÜLLERİ | 2.763.070 | 18.865.790 |
| BİTKİSEL YAĞLAR | 5.696 | 91.190 |
| KOTASYON DIŞI ÜRÜNLER | 386.931.214 | 868.194.719 |
| HAM DERİLER VE BAĞIRSAKLAR | 99.661 | 436.461 |
| HAYVANSAL YAĞLAR | 2.436 | 92.591 |
| HUBUBAT . | 33.513.505 | 60.746.558 |
| HUBUBAT MAMÜLLERİ | 953.090 | 2.056.350 |
| KASAPLIK CANLI HAYVANLAR | 22.855 | 83.406.465 |
| KURU MEYVELER | 9.750.686 | 115.290.567 |
| KÜSPELER | 139.080 | 204.510 |
| MEYVE ÇEKİRDEKLERİ | 55.885 | 193.294 |
| ORMAN MAHSÜLLERİ | 1.732.128 | 8.507.561 |
| TEKSTİL HAMMADDELERİ | 16.512.715 | 126.737.148 |
| YAĞLI TOHUMLAR | 19.438.440 | 204.631.709 |
| TOPLAM | 471.920.460 | 1.489.454.912 |

1 OCAK – 30 NİSAN 2022

| | Miktar(kg./lt/adet) | Tutar(TL) |
|----------------------------|---------------------|----------------------|
| BAKLİYAT VE MAMÜLLERİ | 1.667.336 | 25.608.844 |
| BİTKİSEL YAĞLAR | 4.250 | 151.990 |
| KOTASYON DIŐI ÜRÜNLER | 244.098.677 | 1.214.235.253 |
| HAM DERİLER VE BAĞIRSAKLAR | 109.683 | 1.249.389 |
| HAYVANSAL YAĞLAR | 2.077 | 105.721 |
| HUBUBAT . | 31.746.979 | 119.659.044 |
| HUBUBAT MAMÜLLERİ | 491.605 | 1.966.275 |
| KASAPLIK CANLI HAYVANLAR | 27.928 | 153.631.477 |
| KURU MEYVELER | 5.109.513 | 111.032.498 |
| KÜSPELER | 0 | 0 |
| MEYVE ÇEKİRDEKLERİ | 500 | 15.939 |
| ORMAN MAHSÜLLERİ | 1.740.006 | 12.185.398 |
| TEKSTİL HAMMADDELERİ | 17.251.750 | 357.961.462 |
| YAĞLI TOHUMLAR | 27.690.858 | 338.871.095 |
| TOPLAM | 329.941.162 | 2.336.674.384 |

1 OCAK – 30 NİSAN 21 /22 DEĞİŞİM

| | Miktar(kg./lt/adet) | Tutar(TL) |
|----------------------------|---------------------|--------------------|
| BAKLİYAT VE MAMÜLLERİ | -1.095.734 | 6.743.054 |
| BİTKİSEL YAĞLAR | -1.446 | 60.800 |
| KOTASYON DIŞI ÜRÜNLER | -142.832.537 | 346.040.533 |
| HAM DERİLER VE BAĞIRSAKLAR | 10.022 | 812.928 |
| HAYVANSAL YAĞLAR | -359 | 13.130 |
| HUBUBAT | -1.766.526 | 58.912.486 |
| HUBUBAT MAMÜLLERİ | -461.485 | -90.075 |
| KASAPLIK CANLI HAYVANLAR | 5.073 | 70.225.012 |
| KURU MEYVELER | -4.641.172 | -4.258.069 |
| KÜSPELER | -139.080 | -204.510 |
| MEYVE ÇEKİRDEKLERİ | -55.385 | -177.355 |
| ORMAN MAHSÜLLERİ | 7.879 | 3.677.837 |
| TEKSTİL HAMMADDELERİ | 739.035 | 231.224.314 |
| YAĞLI TOHUMLAR | 8.252.418 | 134.239.387 |
| TOPLAM | -141.979.298 | 847.219.472 |

1 OCAK – 30 NİSAN 21 /22 % DEĞİŞİM

| | Miktar(kg./lt/adet) | Tutar(TL) |
|----------------------------|---------------------|-----------|
| BAKLİYAT VE MAMÜLLERİ | -40% | 36% |
| BİTKİSEL YAĞLAR | -25% | 67% |
| KOTASYON DIŞI ÜRÜNLER | -37% | 40% |
| HAM DERİLER VE BAĞIRSAKLAR | 10% | 186% |
| HAYVANSAL YAĞLAR | -15% | 14% |
| HUBUBAT . | -5% | 97% |
| HUBUBAT MAMÜLLERİ | -48% | -4% |
| KASAPLIK CANLI HAYVANLAR | 22% | 84% |
| KURU MEYVELER | -48% | -4% |
| KÜSPELER | -100% | -100% |
| MEYVE ÇEKİRDEKLERİ | -99% | -92% |
| ORMAN MAHSÜLLERİ | 0% | 43% |
| TEKSTİL HAMMADDELERİ | 4% | 182% |
| YAĞLI TOHUMLAR | 42% | 66% |
| TOPLAM | -30% | 57% |

ARPA

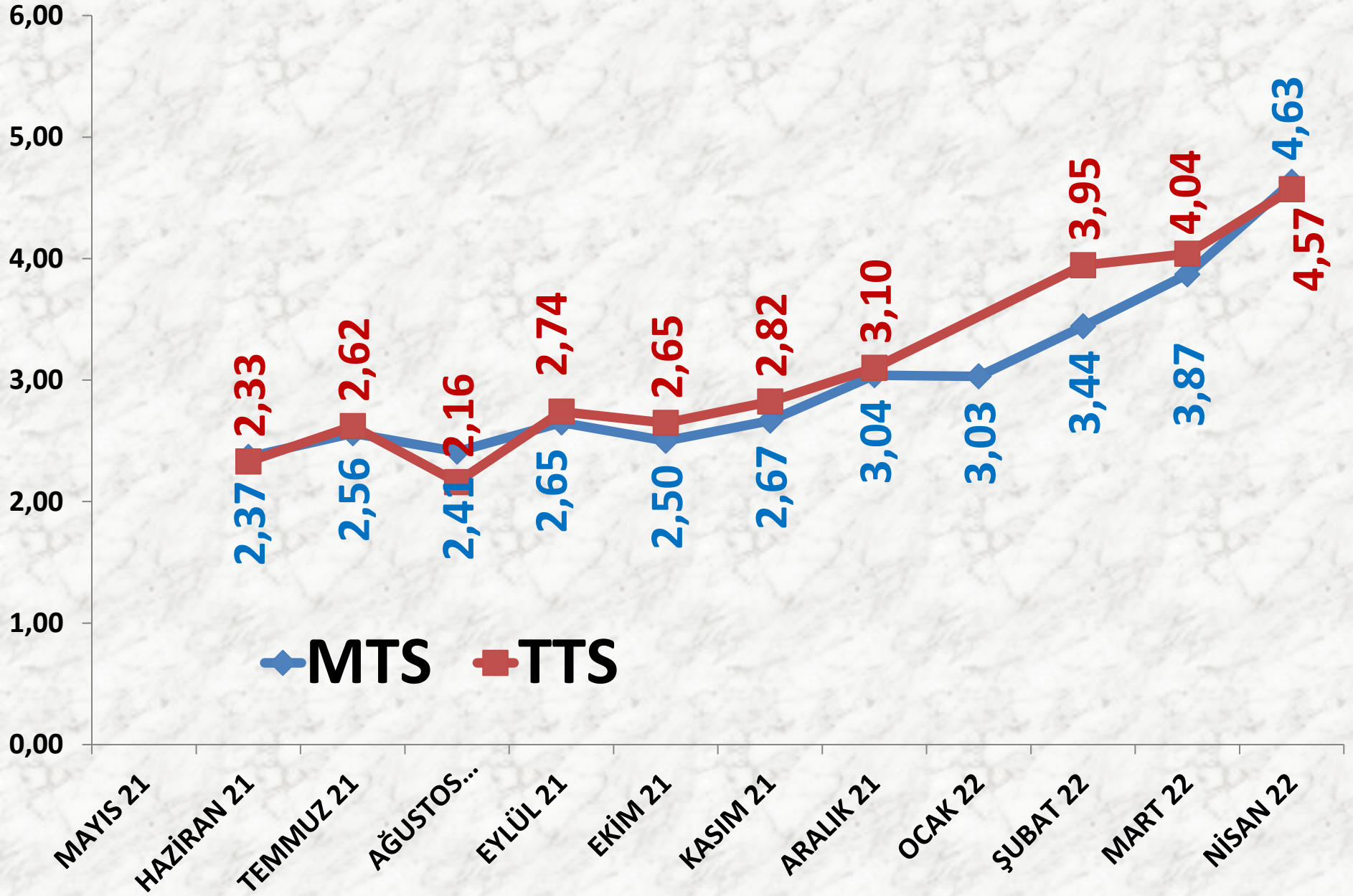
| İŞLEM HACMİ (TON) | 2020 NİSAN | 2021 NİSAN | | 2022 NİSAN | |
|------------------------------|-------------------|-------------------|---------|-------------------|---------|
| <i>MTS</i> | 99 TON | 258% | 356 TON | -56% | 157 TON |
| <i>TTS</i> | 120 TON | 455% | 663 TON | -71% | 194 TON |

| EN AZ FİYAT | 2020 NİSAN | 2021 NİSAN | | 2022 NİSAN | |
|--------------------|-------------------|-------------------|---------|-------------------|---------|
| MTS | 1,10 TL | 18% | 1,30 TL | 208% | 4,00 TL |
| TTS | 1,30 TL | 38% | 1,80 TL | 150% | 4,50 TL |

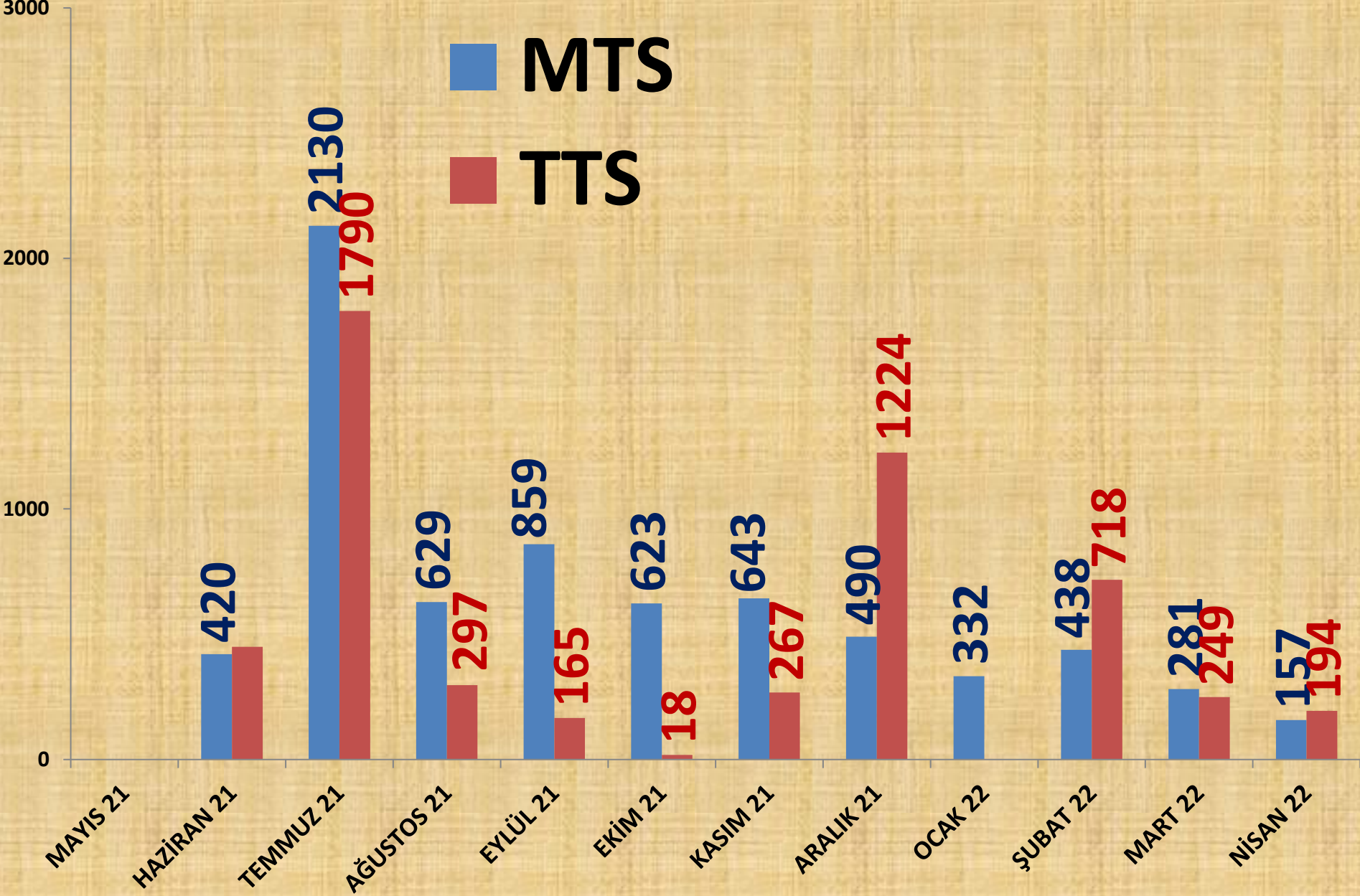
| EN ÇOK FİYAT | 2020 NİSAN | 2021 NİSAN | | 2022 NİSAN | |
|---------------------|-------------------|-------------------|---------|-------------------|---------|
| MTS | 1,30 TL | 54% | 2,00 TL | 175% | 5,50 TL |
| TTS | 1,40 TL | 79% | 2,50 TL | 80% | 4,50 TL |

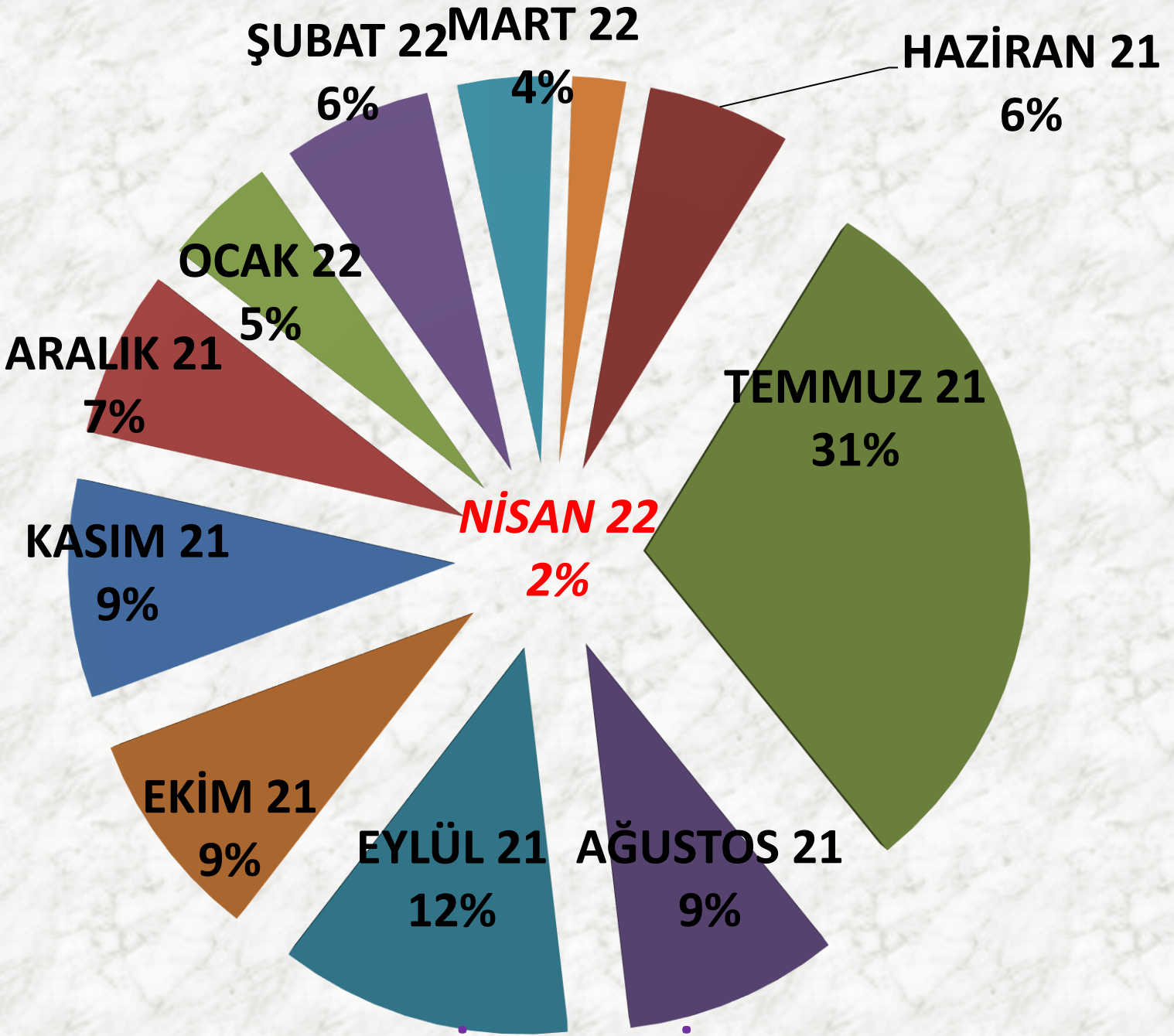
| ORT. FİYAT | 2020 NİSAN | 2021 NİSAN | | 2022 NİSAN | |
|-------------------|-------------------|-------------------|---------|-------------------|---------|
| MTS | 1,26 TL | 34% | 1,69 TL | 174% | 4,63 TL |
| TTS | 1,32 TL | 39% | 1,83 TL | 149% | 4,57 TL |

AYLIK ARPA FİYAT TRENDİ_(TL)



AYLIK ARPA İŞLEM MİKTARI (TON)



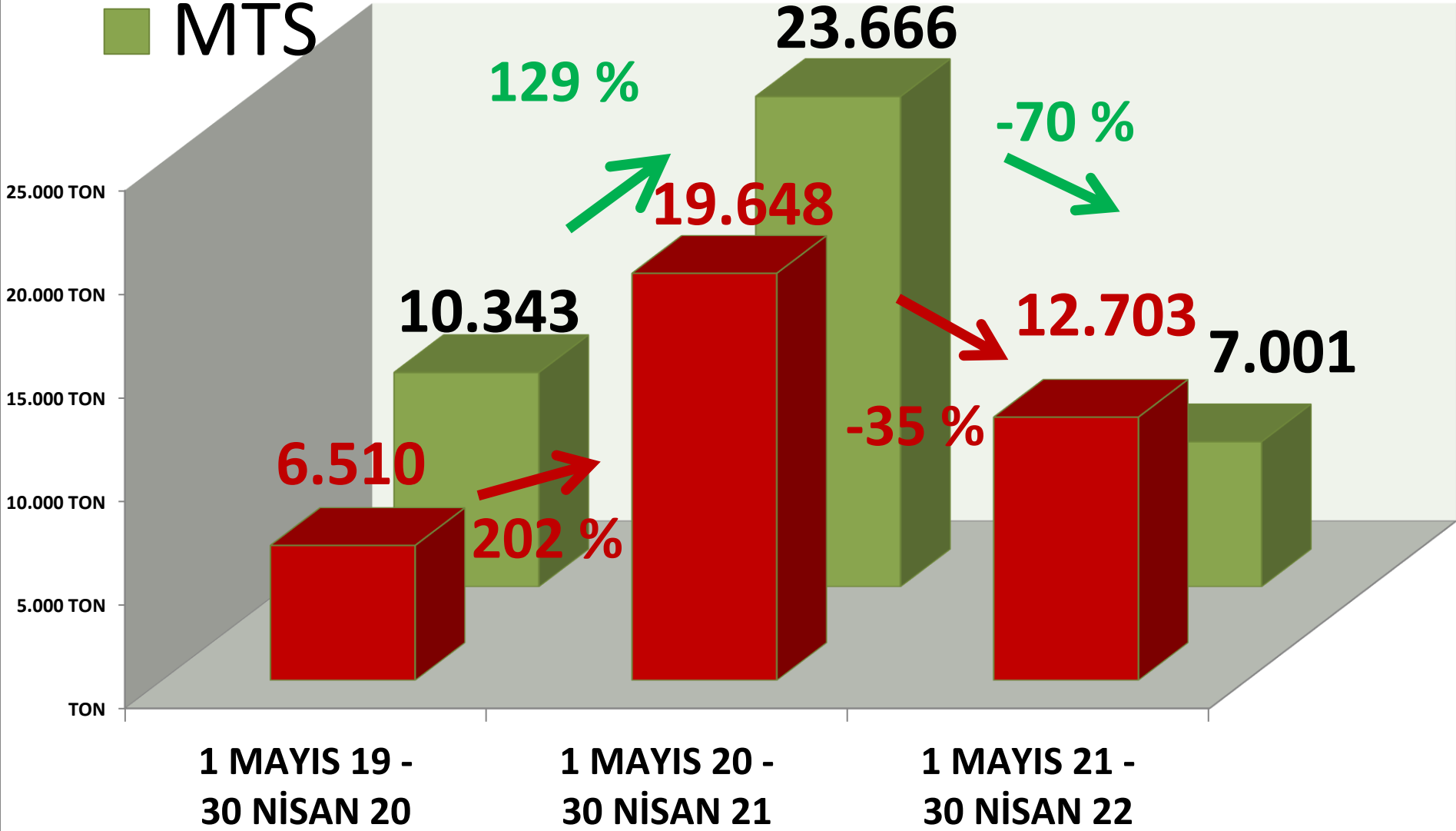


AYLIK ARPA MTS İŞLEM MİKTARI ORANLARI

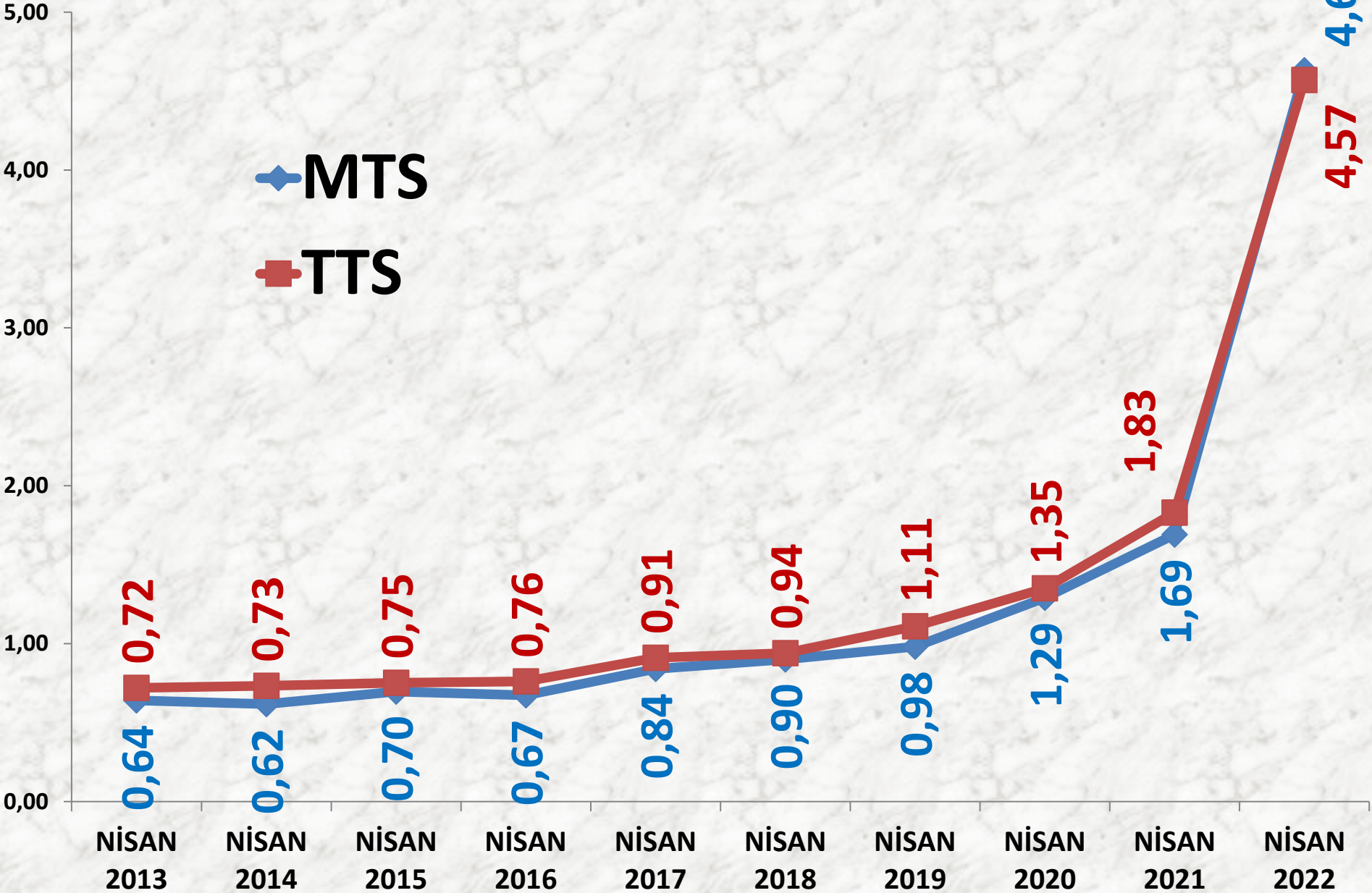
■ TTS

YILLIK ARPA İŞLEM MİKTARI (TON)

■ MTS



NİSAN AYLARI ARPA FİYAT TRENDİ (TL)



BUĞDAY

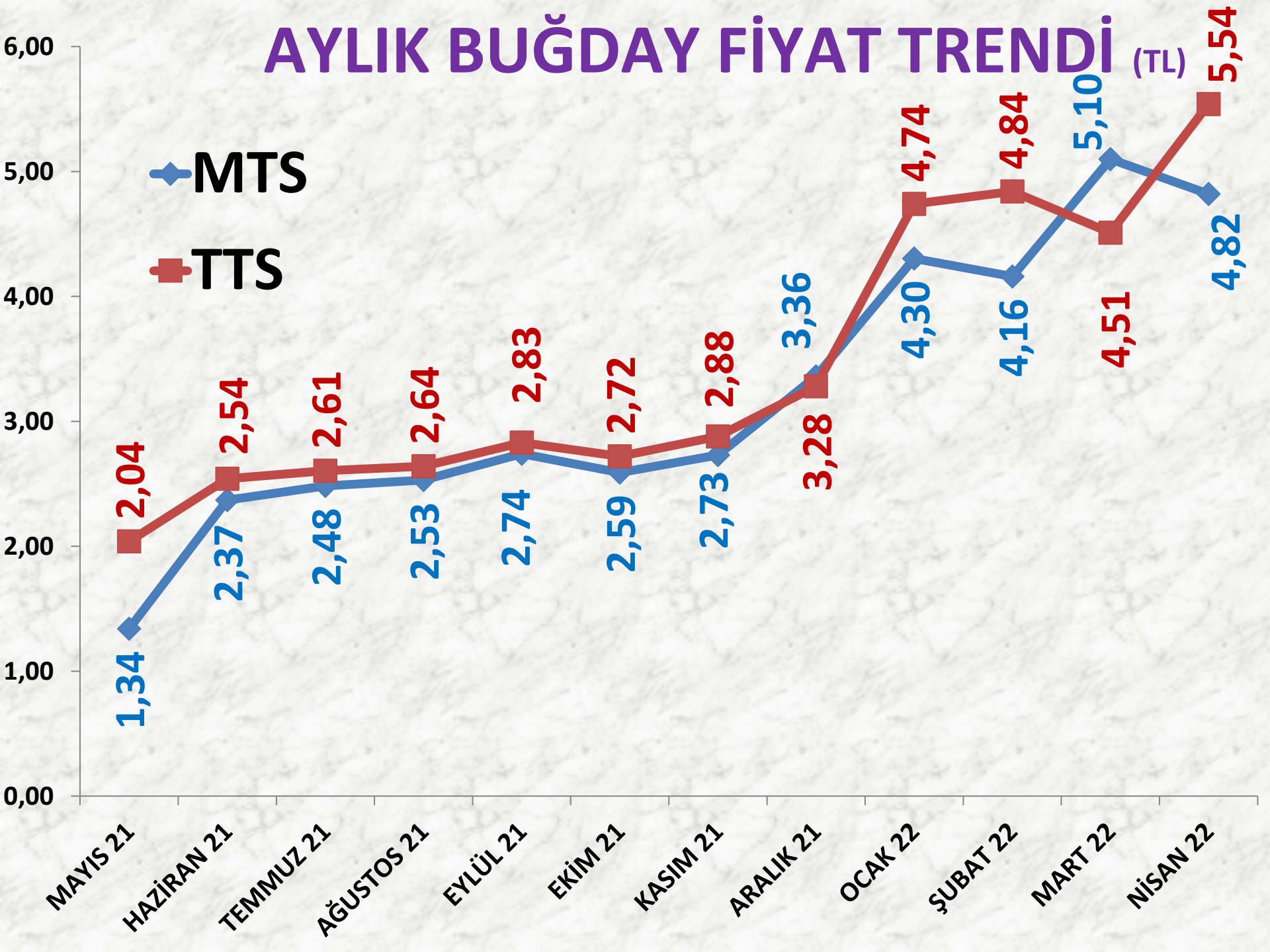
| İŞLEM MİKTARI (TON) | 2020 NİSAN | 2021 NİSAN | | 2022 NİSAN | |
|------------------------|------------|------------|---------|------------|---------|
| MTS | 170 TON | 73% | 294 TON | 162% | 769 TON |
| TTS | 622 TON | -72% | 172 TON | 45% | 249 TON |

| EN AZ FİYAT | 2020 NİSAN | 2021 NİSAN | | 2022 NİSAN | |
|-------------|------------|------------|---------|------------|---------|
| MTS | 1,10 TL | 44% | 1,58 TL | 153% | 4,00 TL |
| TTS | 1,45 TL | 44% | 2,09 TL | 139% | 5,00 TL |

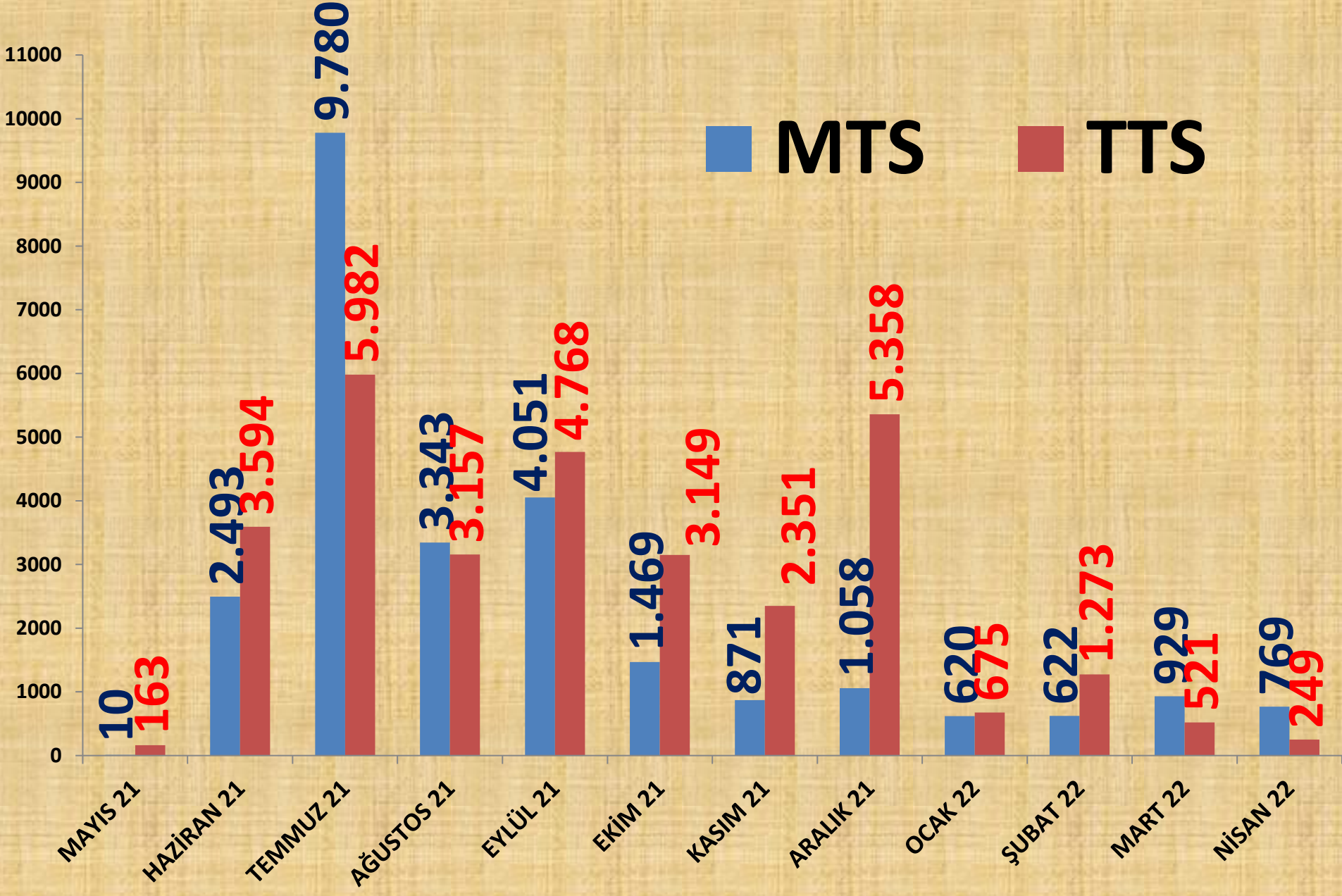
| EN ÇOK FİYAT | 2020 NİSAN | 2021 NİSAN | | 2022 NİSAN | |
|--------------|------------|------------|---------|------------|---------|
| MTS | 1,67 TL | 33% | 2,22 TL | 193% | 6,50 TL |
| TTS | 2,40 TL | -7% | 2,23 TL | 236% | 7,50 TL |

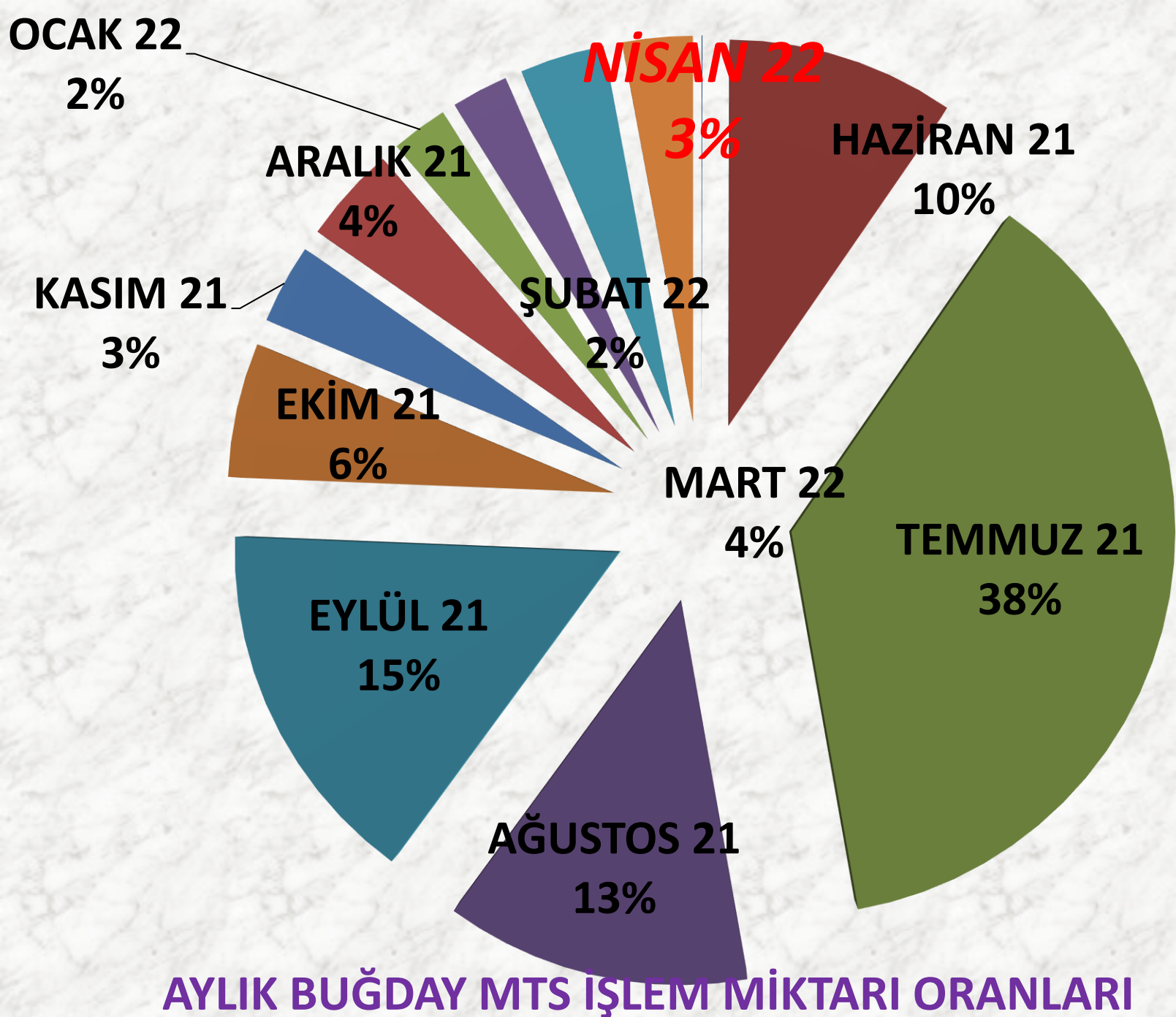
| ORT. FİYAT | 2020 NİSAN | 2021 NİSAN | | 2022 NİSAN | |
|------------|------------|------------|---------|------------|---------|
| MTS | 1,53 TL | 27% | 1,94 TL | 149% | 4,82 TL |
| TTS | 1,60 TL | 38% | 2,20 TL | 152% | 5,54 TL |

AYLIK BUĞDAY FİYAT TRENDİ (TL)



AYLIK BUĞDAY İŞLEM MİKTARI (TON)



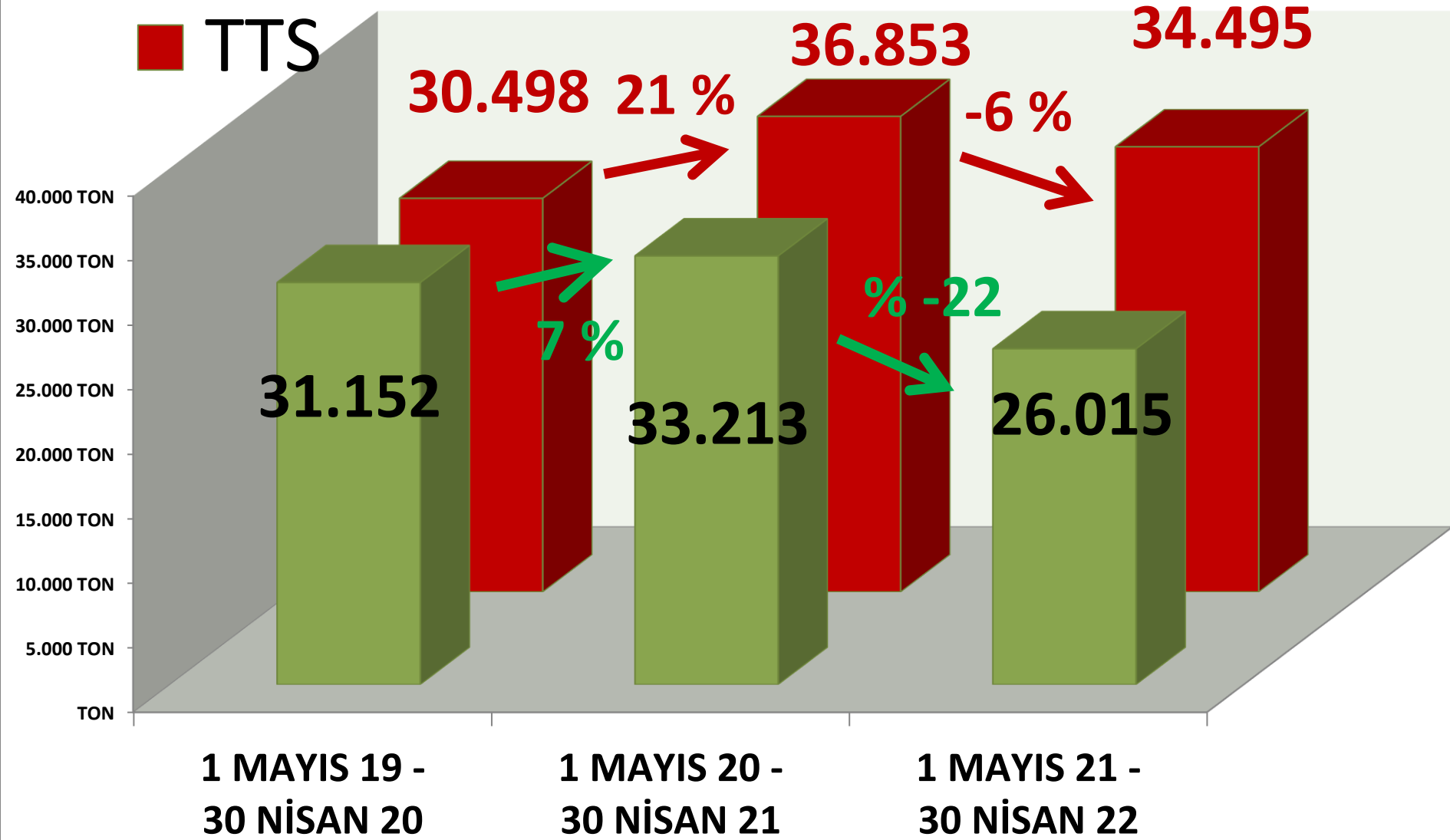


AYLIK BUĞDAY MTS İŞLEM MİKTARI ORANLARI

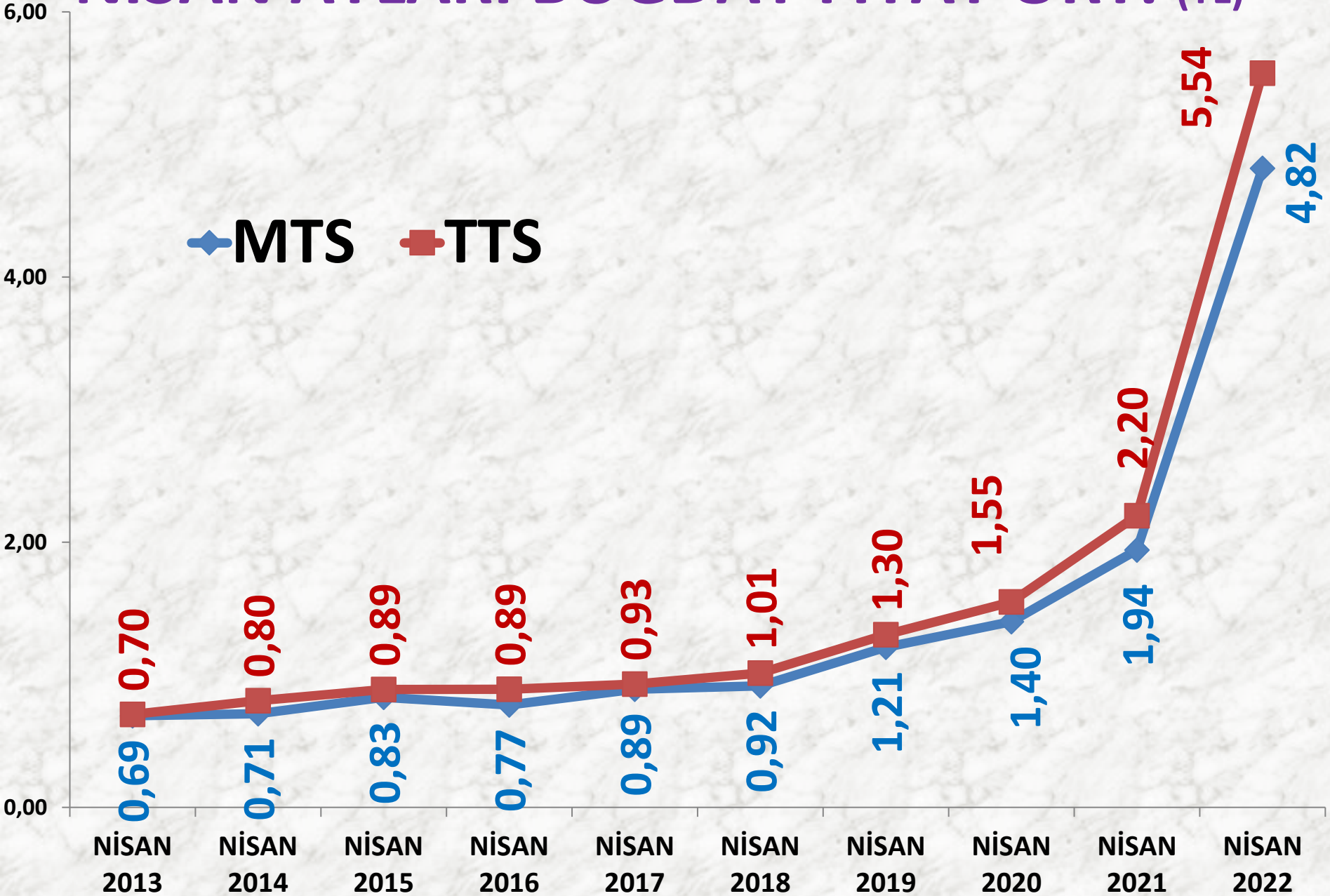
■ MTS

YILLIK BUĞDAY İŞLEM MİKTARI (TON)

■ TTS



NİSAN AYLARI BUĞDAY FİYAT ORT. (TL)



MISIR DANE

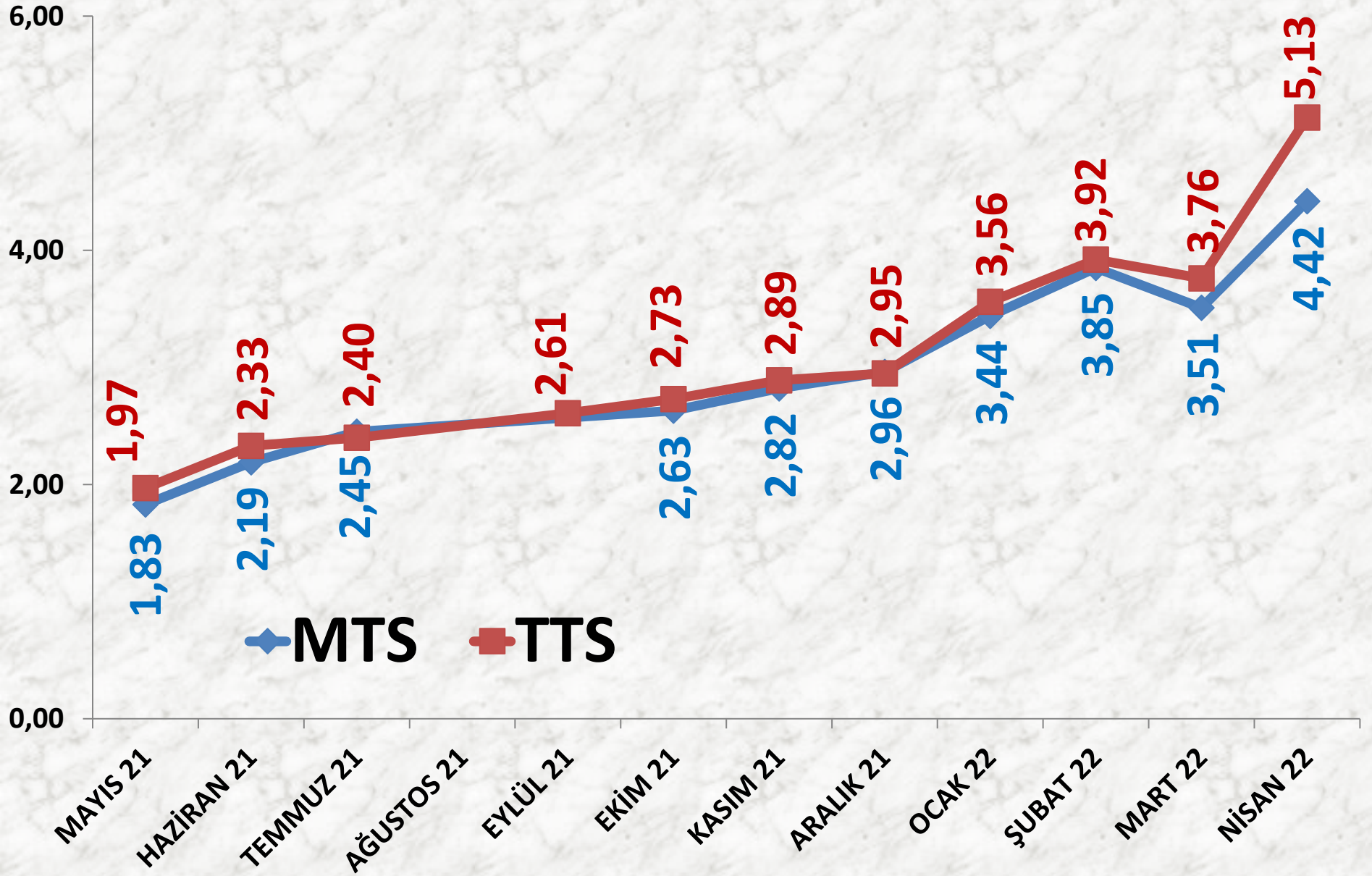
| İŞLEM MİKTARI (TON) | 2020 NİSAN | 2021 NİSAN | | 2022 NİSAN | |
|------------------------|------------|------------|-----------|------------|---------|
| MTS | 1.576 TON | -4% | 1.513 TON | -51% | 738 TON |
| TTS | 4.513 TON | -70% | 1.360 TON | -30% | 951 TON |

| EN AZ FİYAT | 2020 NİSAN | 2021 NİSAN | | 2022 NİSAN | |
|-------------|------------|------------|---------|------------|---------|
| MTS | 1,13 TL | 24% | 1,40 TL | 114% | 3,00 TL |
| TTS | 1,08 TL | 67% | 1,80 TL | 172% | 4,90 TL |

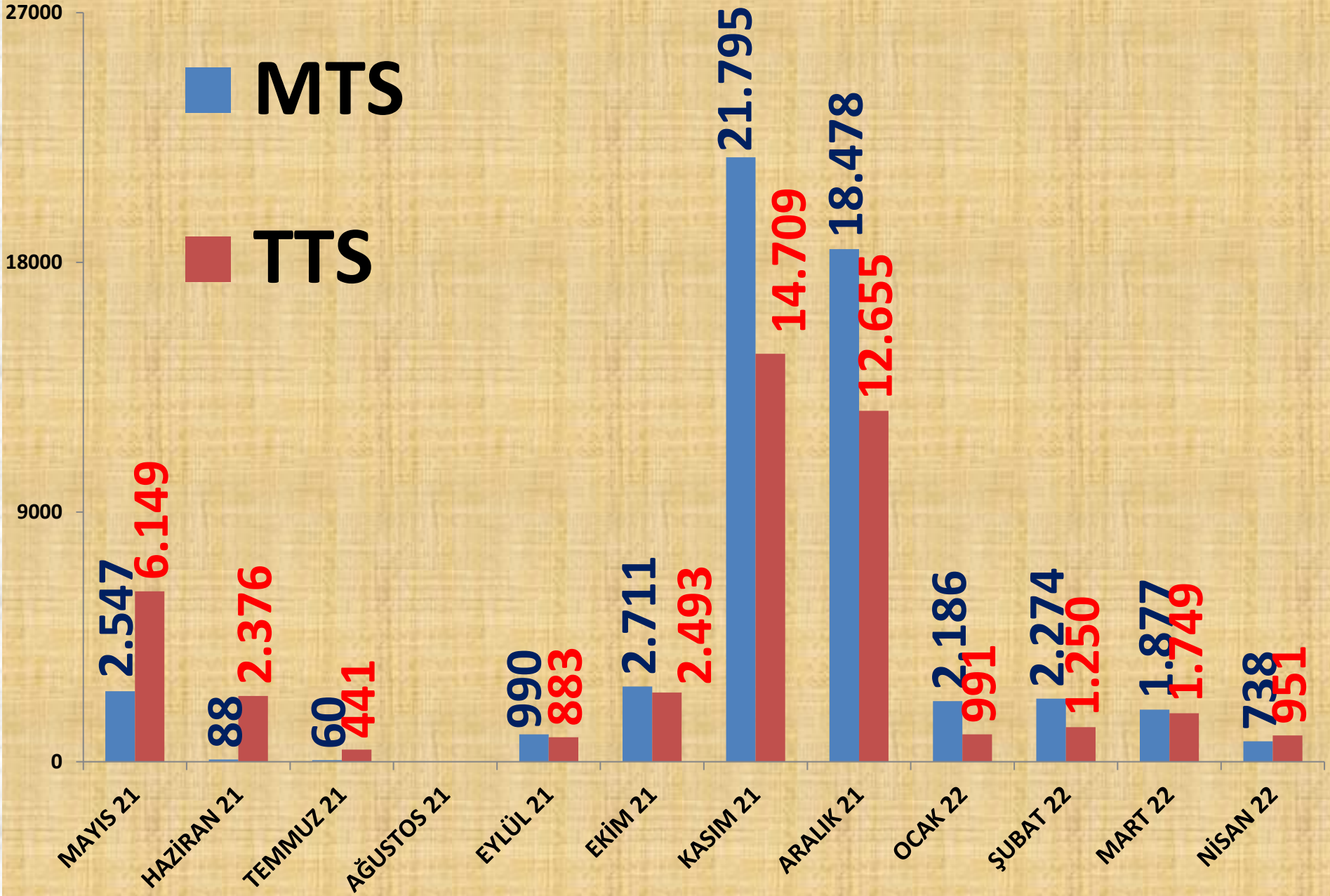
| EN ÇOK FİYAT | 2020 NİSAN | 2021 NİSAN | | 2022 NİSAN | |
|--------------|------------|------------|---------|------------|---------|
| MTS | 1,32 TL | 46% | 1,93 TL | 159% | 5,00 TL |
| TTS | 1,44 TL | 42% | 2,05 TL | 168% | 5,50 TL |

| ORT. FİYAT | 2020 NİSAN | 2021 NİSAN | | 2022 NİSAN | |
|------------|------------|------------|---------|------------|---------|
| MTS | 1,24 TL | 50% | 1,86 TL | 138% | 4,42 TL |
| TTS | 1,23 TL | 59% | 1,95 TL | 163% | 5,13 TL |

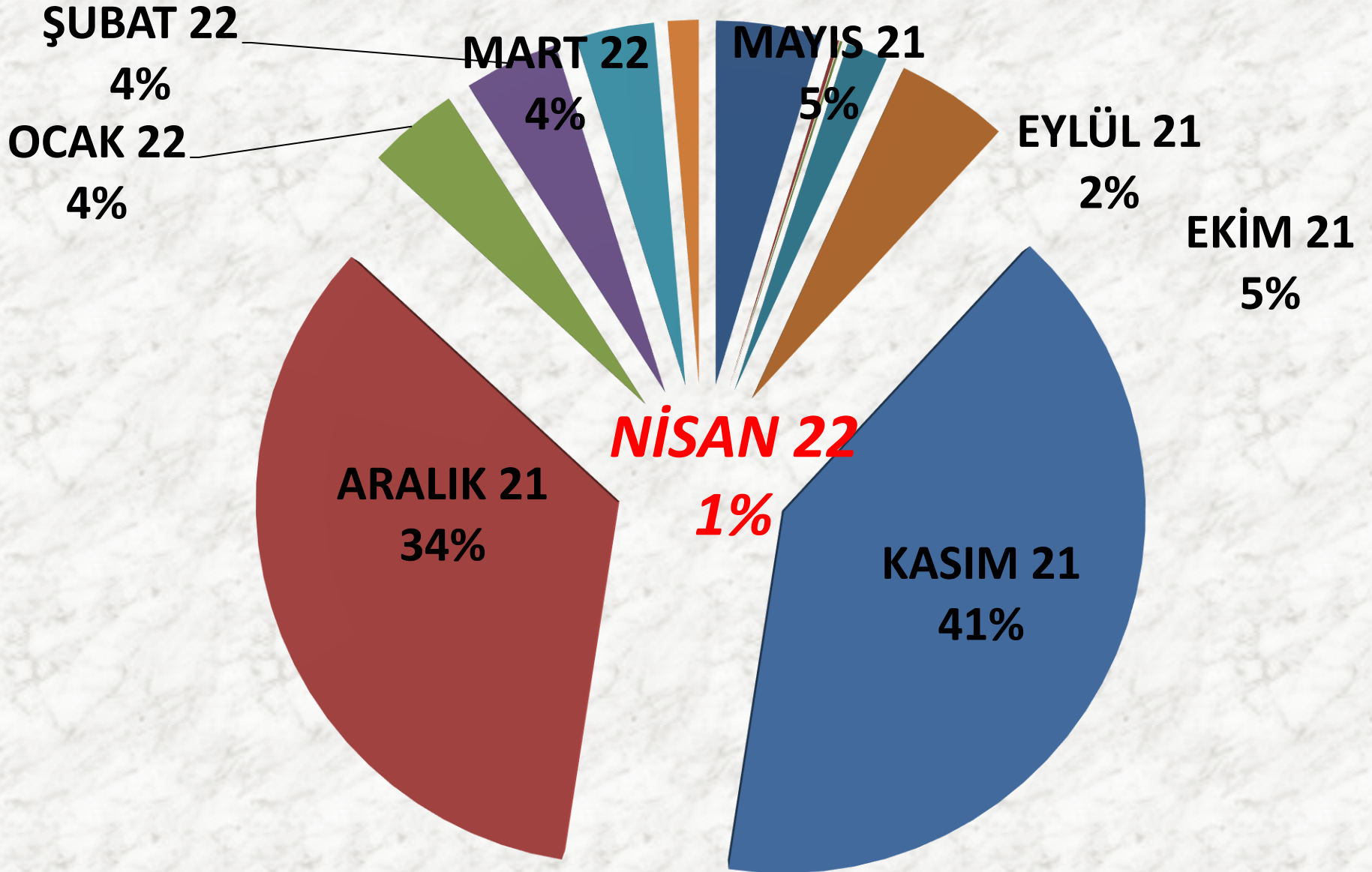
AYLIK MISIR DANE FİYAT TRENDİ (TL)



AYLIK MISIR DANE İŞLEM MİKTARI (TON)

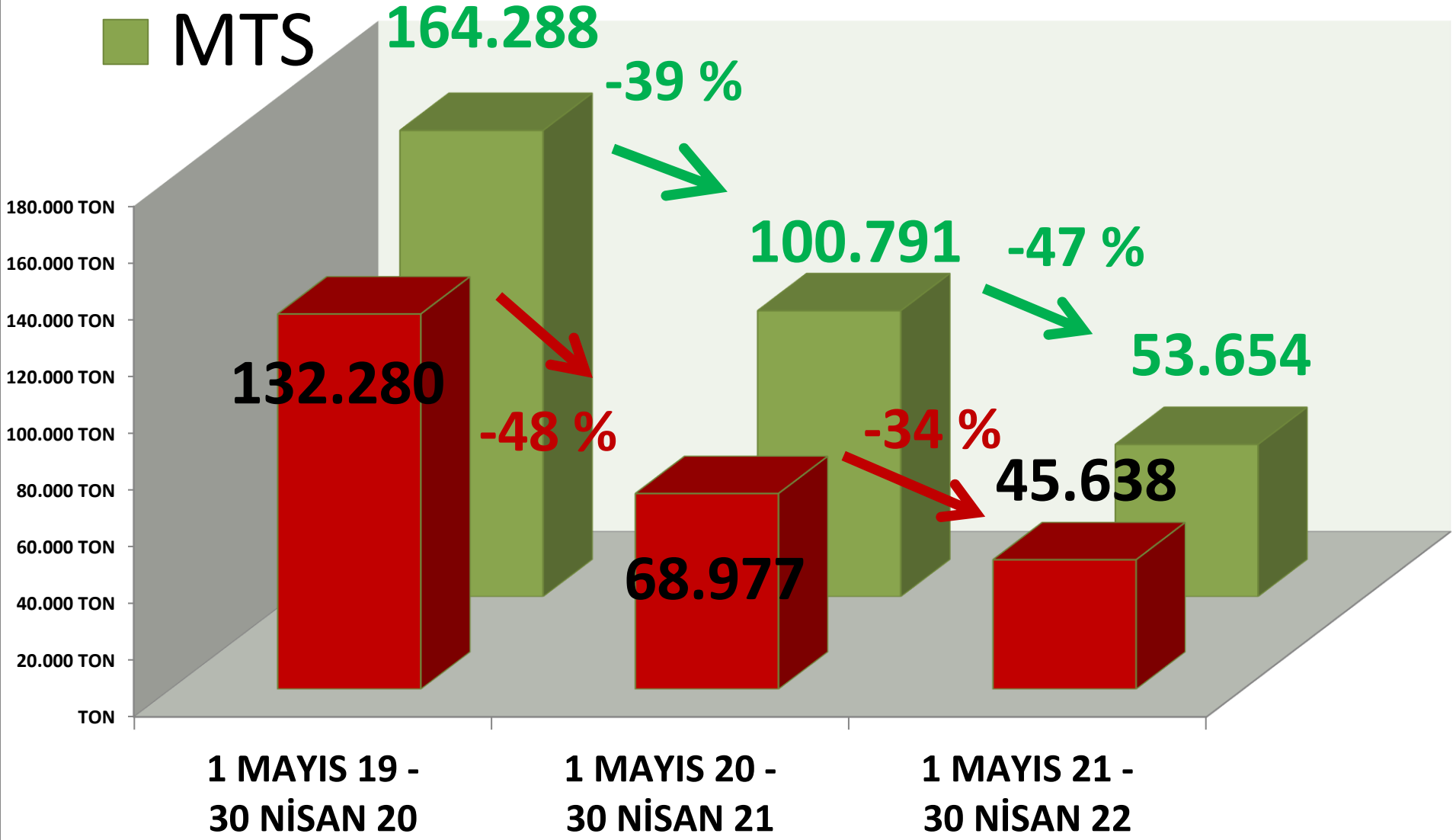


MISIR DANE MTS İŞLEM MİKTARI ORANLARI

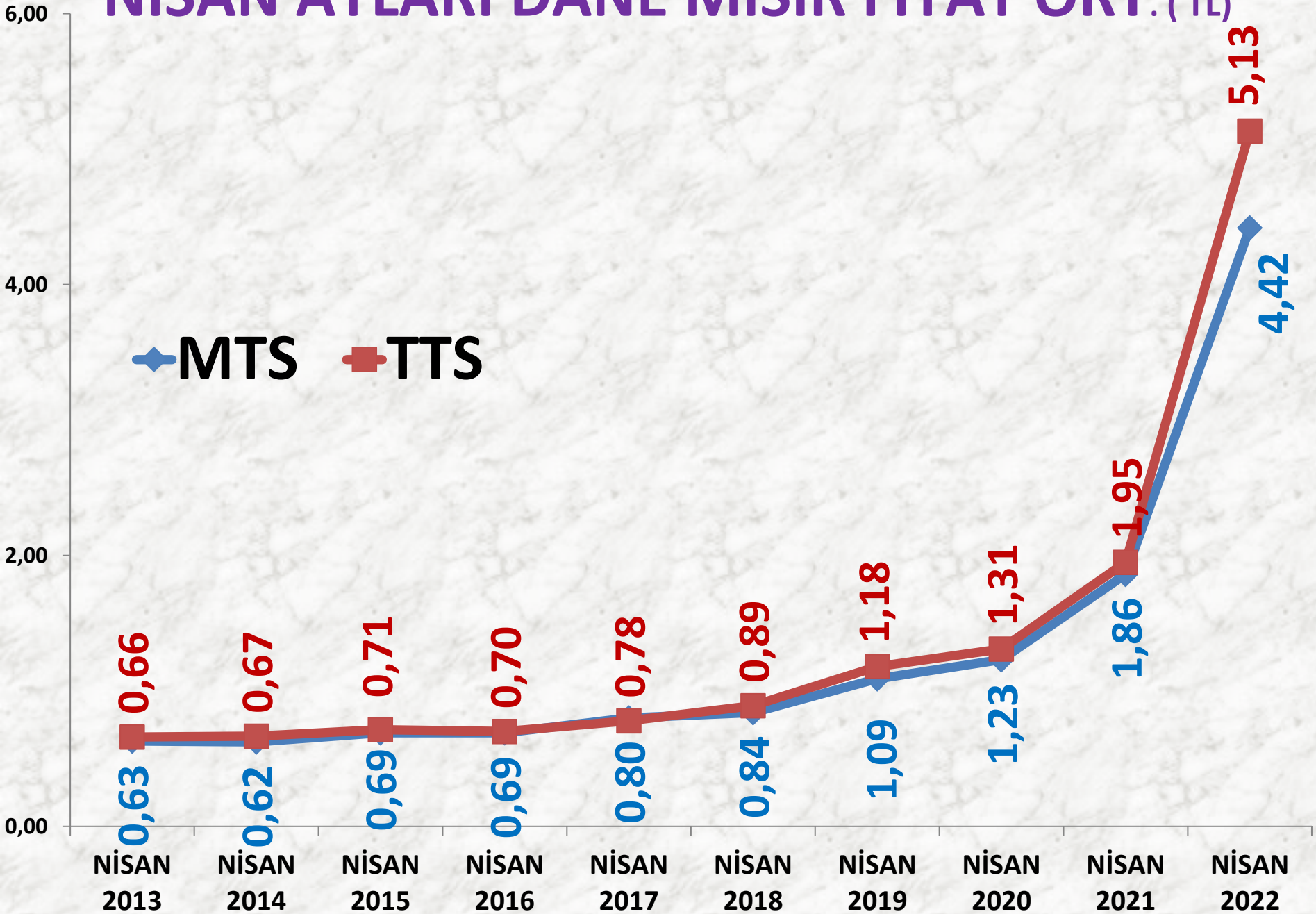


TTS YILLIK MISIR DANE İŞLEM MİKTARI (TON)

■ TTS
■ MTS



NİSAN AYLARI DANE MISIR FİYAT ORT. (TL)



NOHUT

| İŞLEM HACMİ (TON) | 2020 NİSAN | 2021 NİSAN | | 2022 NİSAN | |
|------------------------------|-------------------|-------------------|----------------|-------------------|----------------|
| <i>MTS</i> | 443 TON | 5% | 464 TON | -15% | 394 TON |
| <i>TTS</i> | 456 TON | -29% | 325 TON | -74% | 83 TON |

| EN AZ FİYAT | 2020 NİSAN | 2021 NİSAN | | 2022 NİSAN | |
|--------------------|-------------------|-------------------|----------------|-------------------|----------------|
| <i>MTS</i> | 2,00 TL | 38% | 2,75 TL | 200% | 8,25 TL |
| <i>TTS</i> | 1,60 TL | 56% | 2,50 TL | 220% | 8,00 TL |

| EN ÇOK FİYAT | 2020 NİSAN | 2021 NİSAN | | 2022 NİSAN | |
|---------------------|-------------------|-------------------|-----------------|-------------------|-----------------|
| <i>MTS</i> | 9,80 TL | 24% | 12,20 TL | 105% | 25,00 TL |
| <i>TTS</i> | 5,25 TL | 124% | 11,75 TL | 62% | 19,00 TL |

| ORT. FİYAT | 2020 NİSAN | 2021 NİSAN | | 2022 NİSAN | |
|-------------------|-------------------|-------------------|----------------|-------------------|-----------------|
| <i>MTS</i> | 5,04 TL | 38% | 6,94 TL | 157% | 17,87 TL |
| <i>TTS</i> | 3,24 TL | 76% | 5,69 TL | 160% | 14,79 TL |

NOHUT DOĞAL

| İŞLEM HACMİ (TON) | 2020 NİSAN | 2021 NİSAN | | 2022 NİSAN | |
|-------------------|------------|------------|---------|------------|--------|
| MTS | 210 TON | -79% | 45 TON | 104% | 91 TON |
| TTS | 185 TON | -14% | 159 TON | -66% | 54 TON |

| EN AZ FİYAT | 2020 NİSAN | 2021 NİSAN | | 2022 NİSAN | |
|-------------|------------|------------|---------|------------|----------|
| MTS | 2,50 TL | 10% | 2,75 TL | 360% | 12,65 TL |
| TTS | 2,70 TL | 41% | 3,80 TL | 189% | 11,00 TL |

| EN ÇOK FİYAT | 2020 NİSAN | 2021 NİSAN | | 2022 NİSAN | |
|--------------|------------|------------|---------|------------|----------|
| MTS | 3,77 TL | 33% | 5,00 TL | 163% | 13,16 TL |
| TTS | 4,38 TL | 13% | 4,95 TL | 228% | 16,25 TL |

| ORT. FİYAT | 2020 NİSAN | 2021 NİSAN | | 2022 NİSAN | |
|------------|------------|------------|---------|------------|----------|
| MTS | 3,50 TL | 16% | 4,05 TL | 216% | 12,82 TL |
| TTS | 3,58 TL | 30% | 4,64 TL | 238% | 15,68 TL |

NOHUT - ELENMİŞ

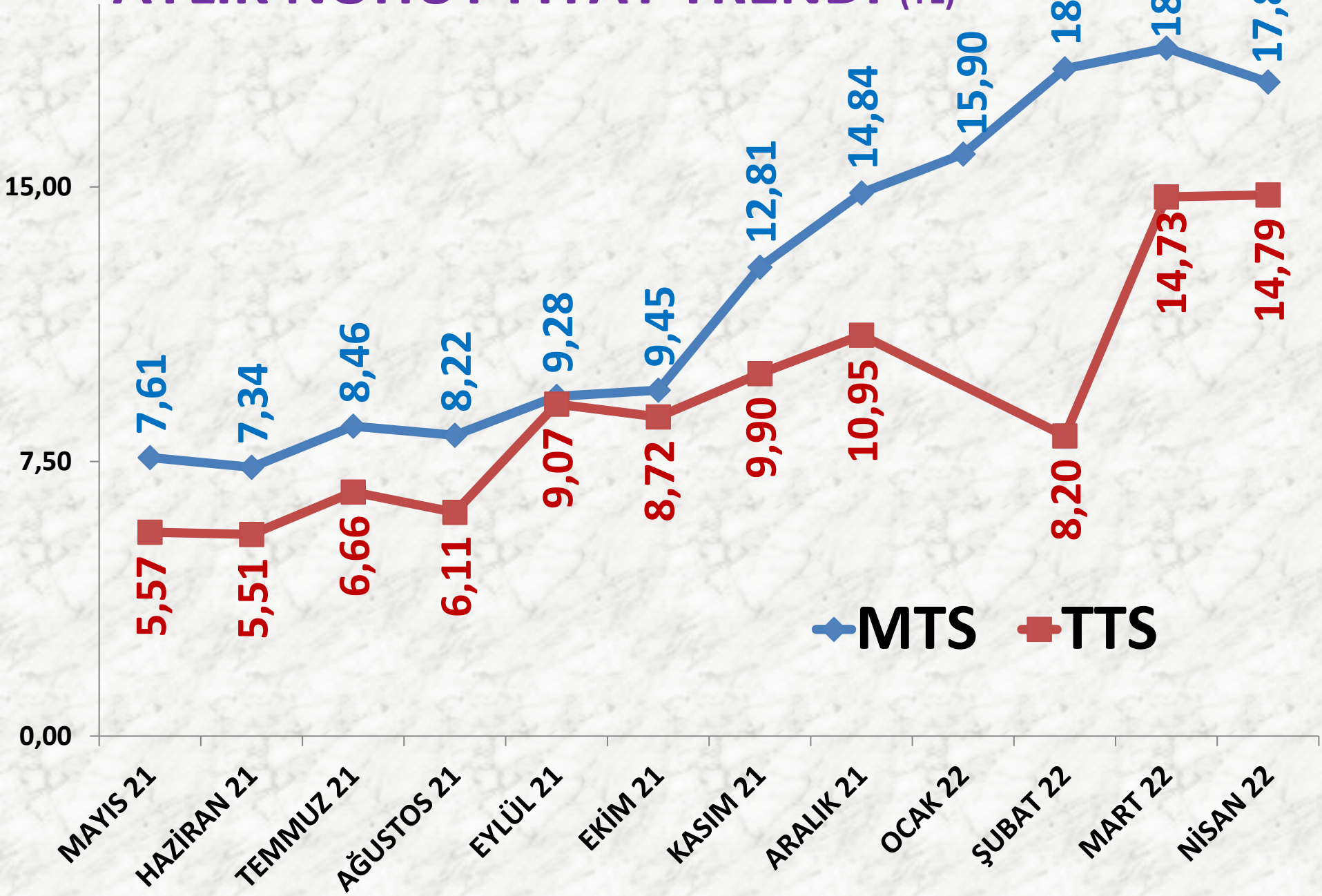
| İŞLEM HACMİ (TON) | 2020 MART | 2021 MART | | 2022 MART | |
|----------------------|-----------|-----------|---------|-----------|---------|
| MTS | 195 TON | 115% | 419 TON | -33% | 283 TON |
| TTS | 69 TON | 132% | 160 TON | -91% | 14 TON |

| EN AZ FİYAT | 2020 NİSAN | 2021 NİSAN | | 2022 NİSAN | |
|-------------|------------|------------|---------|------------|----------|
| MTS | 6,03 TL | -13% | 5,25 TL | 265% | 19,15 TL |
| TTS | 5,10 TL | 8% | 5,50 TL | 245% | 19,00 TL |

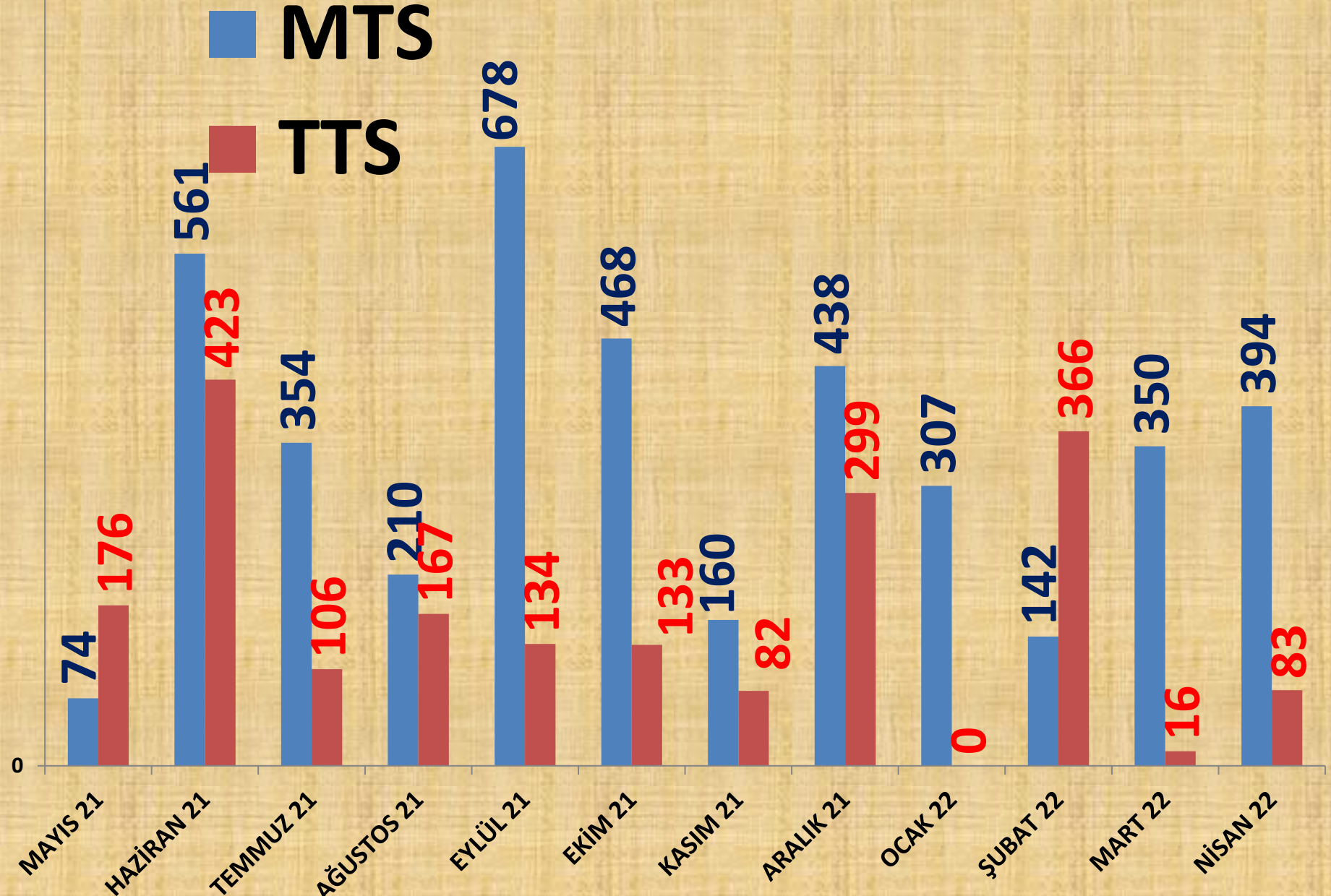
| EN ÇOK FİYAT | 2020 NİSAN | 2021 NİSAN | | 2022 NİSAN | |
|--------------|------------|------------|----------|------------|----------|
| MTS | 9,82 TL | 24% | 12,20 TL | 105% | 25,00 TL |
| TTS | 5,25 TL | 124% | 11,75 TL | 62% | 19,00 TL |

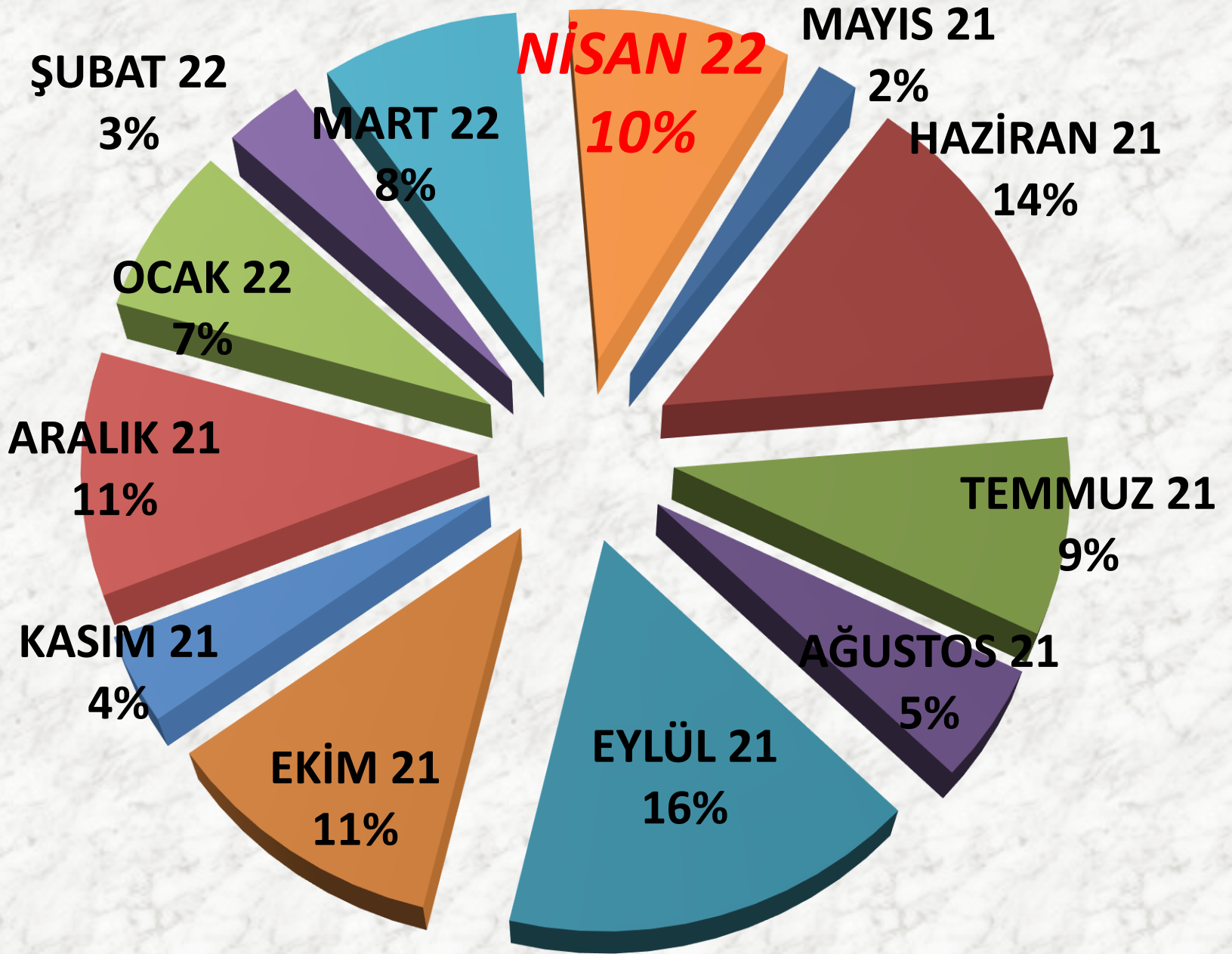
| ORT. FİYAT | 2020 NİSAN | 2021 NİSAN | | 2022 NİSAN | |
|------------|------------|------------|---------|------------|----------|
| MTS | 7,28 TL | -1% | 7,25 TL | 178% | 20,17 TL |
| TTS | 5,14 TL | 33% | 6,82 TL | 179% | 19,00 TL |

AYLIK NOHUT FİYAT TRENDİ (TL)



AYLIK NOHUT İŞLEM MİKTARI (TON)



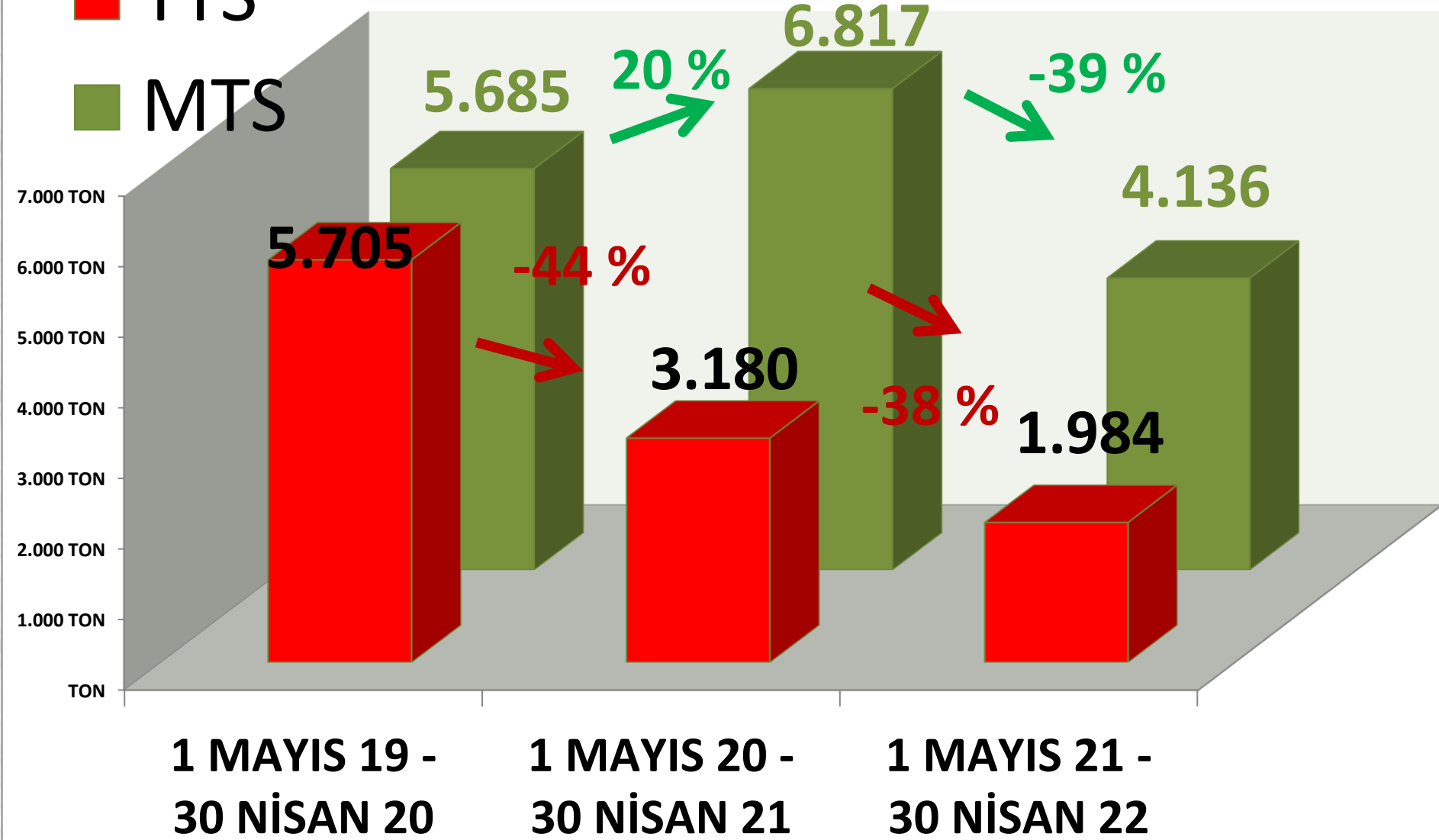


AYLIK NOHUT MTS İŞLEM MİKTARI ORANLARI

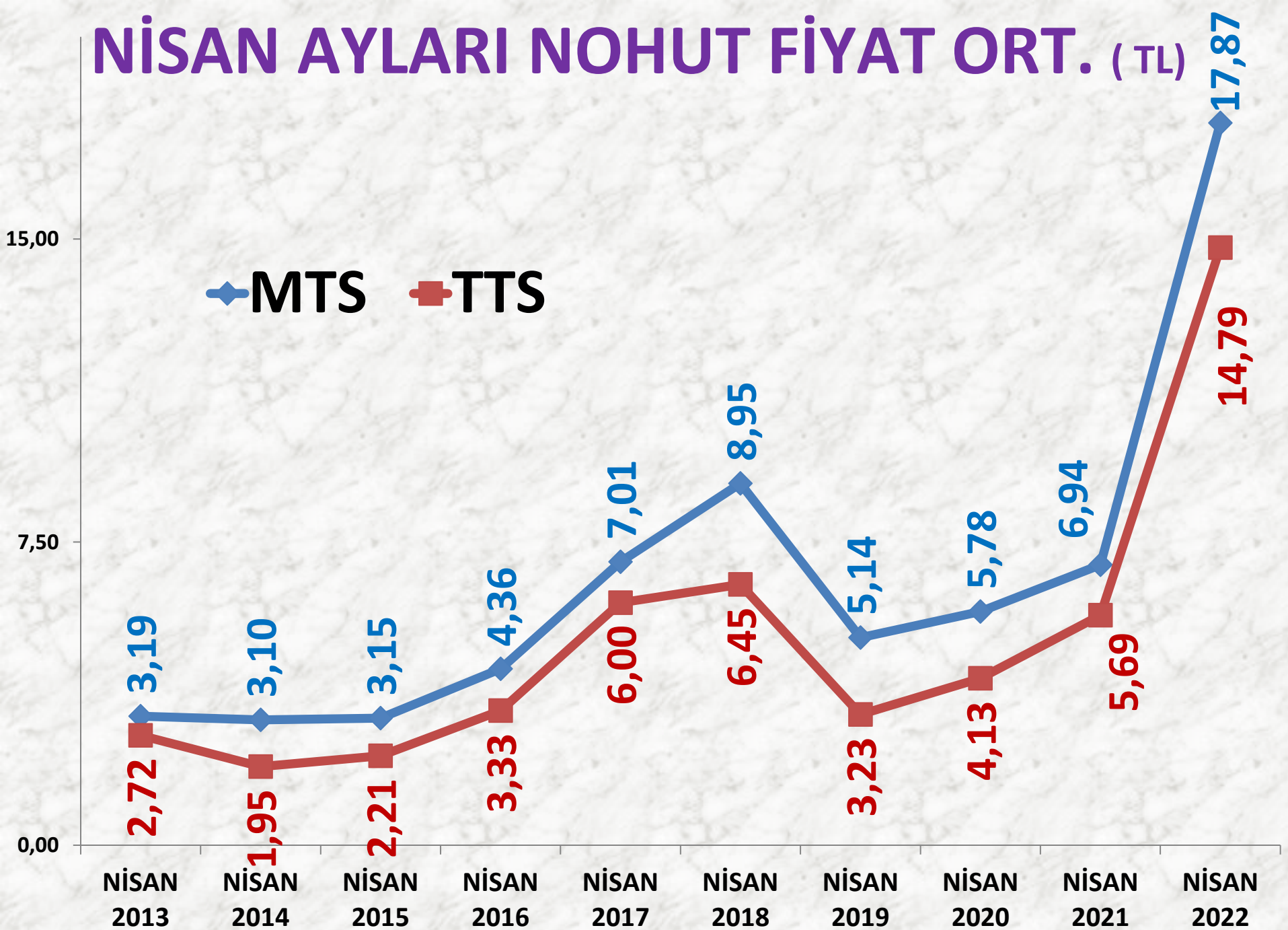
YILLIK TOPLAM NOHUT İŞLEM MİKTARI (TON)

■ TTS

■ MTS



NİSAN AYLARI NOHUT FİYAT ORT. (TL)



BEYAZ LEBLEBİ

LEBLEBİ BEYAZ 8,50 mm

| İŞLEM MİKTARI(TON) | 2020 NİSAN | 2021 NİSAN | | 2022 NİSAN | |
|--------------------|------------|------------|--------|------------|--------|
| TTS | 29 TON | -59% | 12 TON | 304% | 49 TON |

LEBLEBİ BEYAZ 9 mm

| İŞLEM MİKTARI (TON) | 2020 NİSAN | 2021 NİSAN | | 2022 NİSAN | |
|---------------------|------------|------------|---------|------------|--------|
| TTS | 53 TON | 181% | 149 TON | -73% | 40 TON |

BEYAZ LEBLEBİ

LEBLEBİ BEYAZ 9+ 9,50 mm

| İŞLEM MİKTARI (TON) | 2020 NİSAN | 2021 NİSAN | | 2022 NİSAN | |
|--------------------------------|-------------------|-------------------|---------------|-------------------|---------------|
| TTS | 244 TON | -82% | 43 TON | 36% | 58 TON |

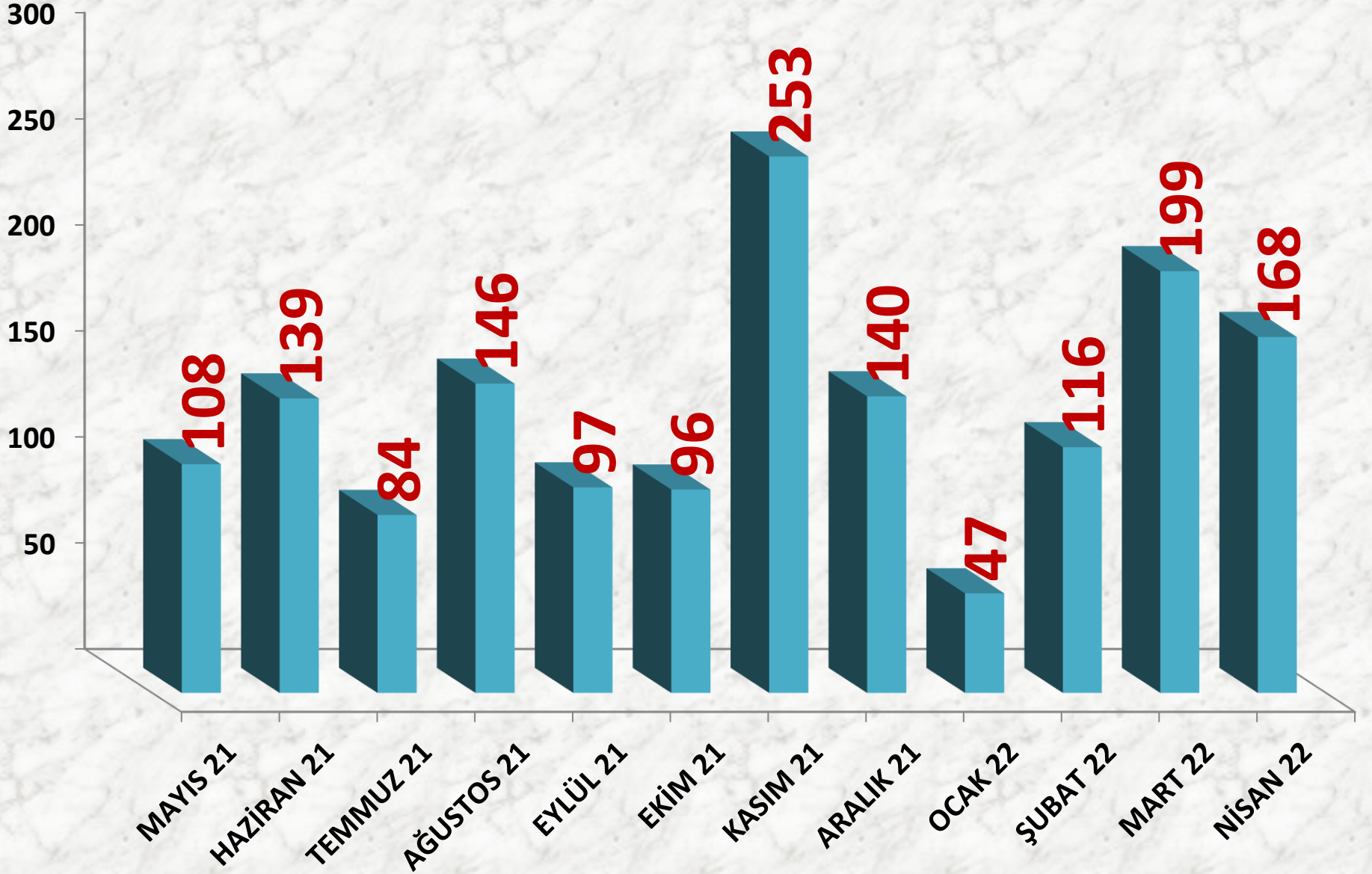
LEBLEBİ BEYAZ Elenti

| İŞLEM MİKTARI (TON) | 2020 NİSAN | 2021 NİSAN | | 2022 NİSAN | |
|--------------------------------|-------------------|-------------------|----------|-------------------|---------------|
| TTS | 5 TON | -100% | 0 | - | 22 TON |

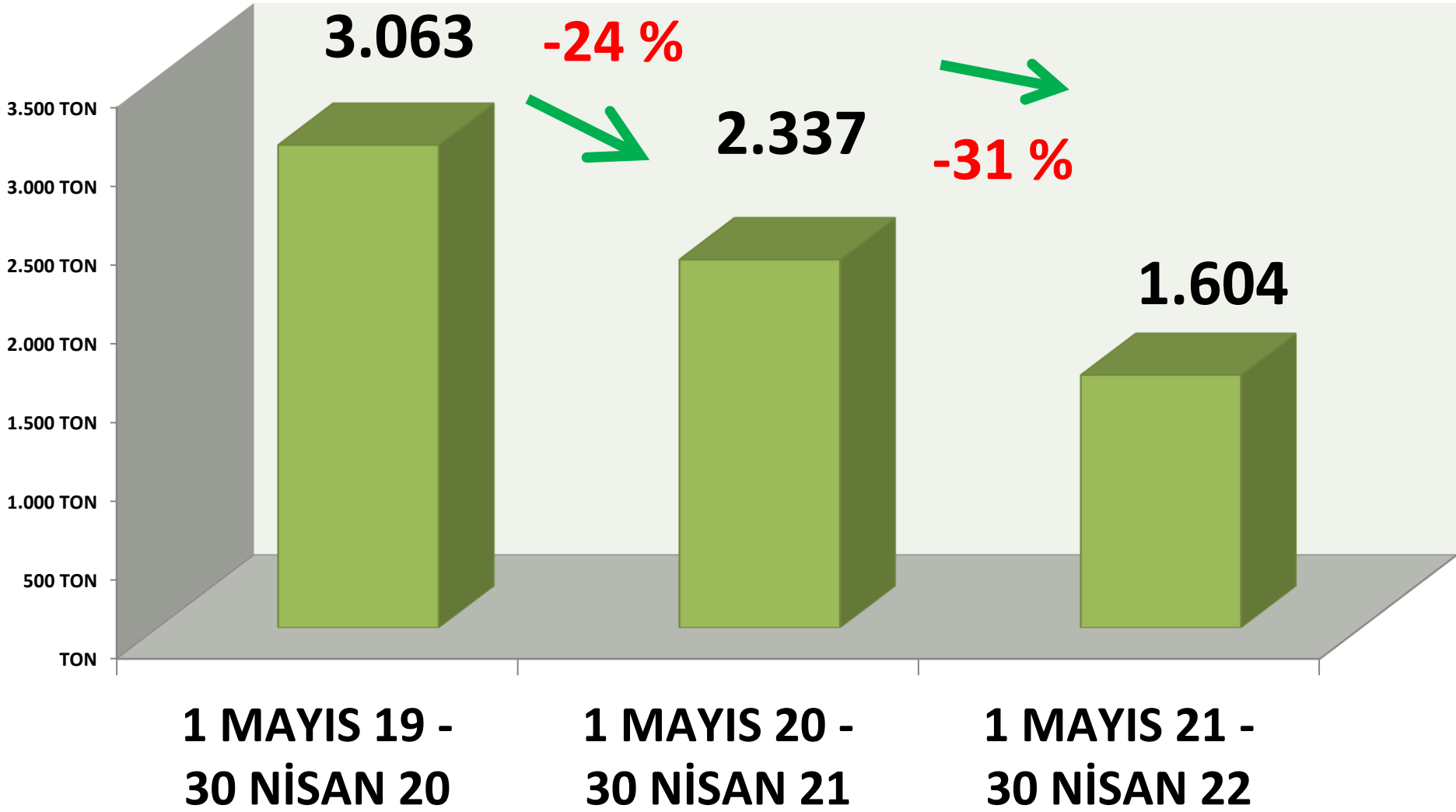
LEBLEBİ BEYAZ TOPLAM

| <u>İŞLEM MİKTARI (TON)</u> | <u>2020 NİSAN</u> | <u>2021 NİSAN</u> | | <u>2022 NİSAN</u> | |
|---------------------------------------|--------------------------|--------------------------|-----------------------|--------------------------|-----------------------|
| <u>TTS</u> | <u>331 TON</u> | <u>-38%</u> | <u>204 TON</u> | <u>-17%</u> | <u>168 TON</u> |

Leblebi Beyaz İşlem Miktarı (Ton)



YILLIK TOPLAM BEYAZ LEBLEBİ İŞLEM MİKTARI (TON)



LEBLEBİ BEYAZ 8,50 mm FİYATLARI

| | 2020 NİSAN | 2021 NİSAN | | 2022 NİSAN | |
|----------|------------|------------|---------|------------|----------|
| EN AZ | 6,70 TL | -10% | 6,00 TL | 167% | 16,00 TL |
| EN ÇOK | 8,00 TL | 0% | 8,00 TL | 111% | 16,90 TL |
| ORTALAMA | 7,24 TL | -8% | 6,64 TL | 145% | 16,27 TL |

LEBLEBİ BEYAZ 9 mm FİYATLARI

| | 2020 NİSAN | 2021 NİSAN | | 2022 NİSAN | |
|----------|------------|------------|----------|------------|----------|
| EN AZ | 11,00 TL | 18% | 13,00 TL | 138% | 30,94 TL |
| EN ÇOK | 17,00 TL | 18% | 20,00 TL | 75% | 35,00 TL |
| ORTALAMA | 13,30 TL | 5% | 14,00 TL | 127% | 31,76 TL |

LEBLEBİ BEYAZ 9+ 9,50 mm FİYATLARI

| | 2020 NİSAN | 2021 NİSAN | | 2022 NİSAN | |
|----------|------------|------------|----------|------------|----------|
| EN AZ | 7,92 TL | 3% | 8,17 TL | 218% | 26,00 TL |
| EN ÇOK | 12,00 TL | -8% | 11,00 TL | 164% | 29,00 TL |
| ORTALAMA | 9,82 TL | 4% | 10,21 TL | 172% | 27,75 TL |

LEBLEBİ BEYAZ ELENTİ FİYATLARI

| | 2020 NİSAN | 2021 NİSAN | | 2022 NİSAN | |
|----------|------------|------------|---|------------|---------|
| ORTALAMA | 4,38 TL | - | - | - | 8,30 TL |

SARI LEBLEBİ

LEBLEBİ SARI 9 mm

| İŞLEM MİKTARI (TON) | 2020 NİSAN | 2021 NİSAN | | 2022 NİSAN | |
|---------------------|------------|------------|--------|------------|---------|
| TTS | 406 TON | -76% | 98 TON | 43% | 141 TON |

LEBLEBİ SARI 9,50 mm

| İŞLEM MİKTARI (TON) | 2020 NİSAN | 2021 NİSAN | | 2022 NİSAN | |
|---------------------|------------|------------|---------|------------|---------|
| TTS | 682 TON | -65% | 238 TON | -25% | 178 TON |

LEBLEBİ SARI 9,75 mm

| İŞLEM MİKTARI (TON) | 2020 NİSAN | 2021 NİSAN | | 2022 NİSAN | |
|---------------------|------------|------------|---------|------------|---------|
| TTS | 190 TON | 162% | 497 TON | -61% | 192 TON |

LEBLEBİ SARI 10 mm

| İŞLEM MİKTARI (TON) | 2020 NİSAN | 2021 NİSAN | | 2022 NİSAN | |
|------------------------|------------|------------|---------|------------|---------|
| TTS | 166 TON | 170% | 449 TON | -67% | 146 TON |

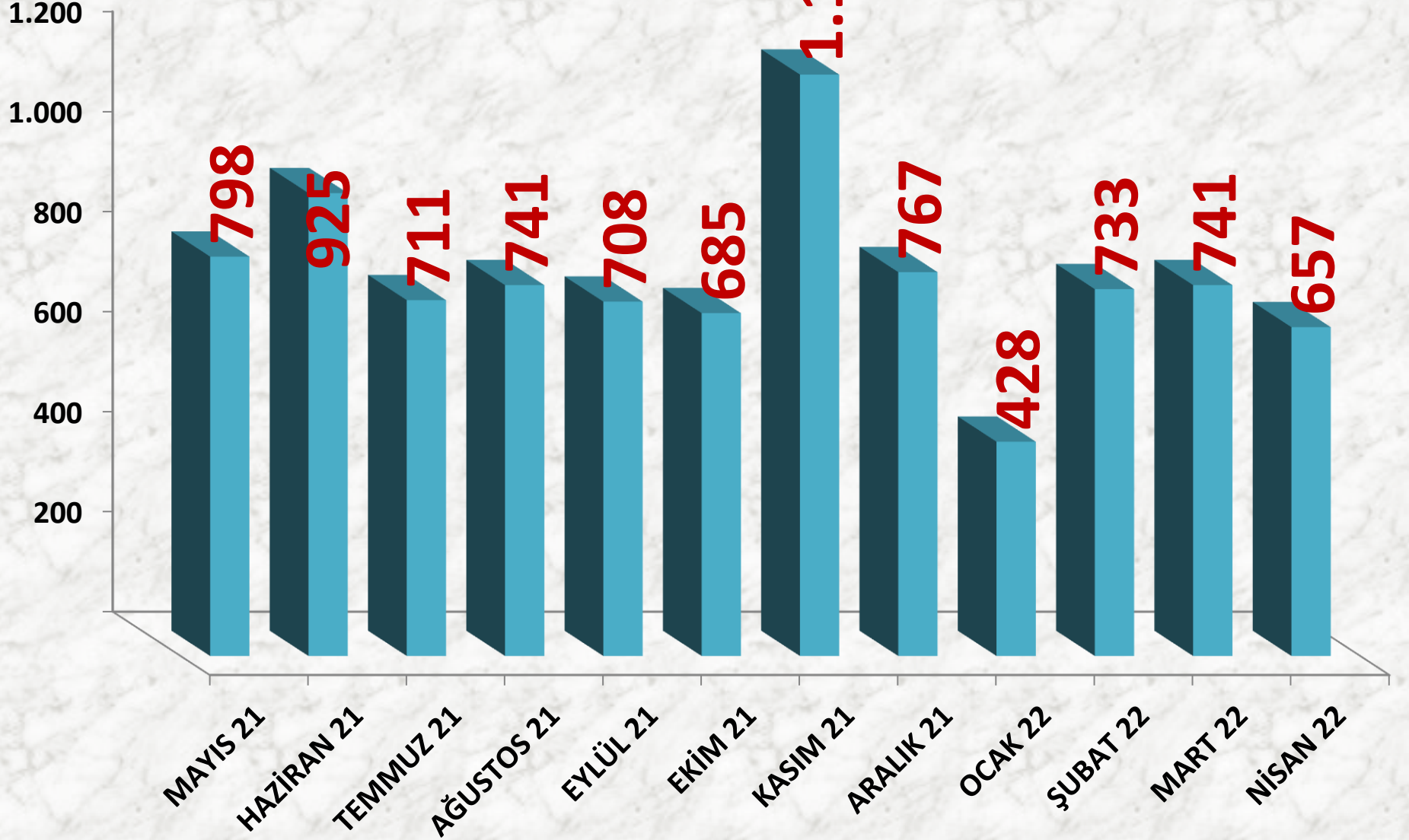
LEBLEBİ SARI Kalburaltı

| İŞLEM MİKTARI (TON) | 2020 NİSAN | 2021 NİSAN | | 2022 NİSAN | |
|------------------------|------------|------------|--------|------------|---|
| TTS | 37 TON | -51% | 18 TON | -100% | 0 |

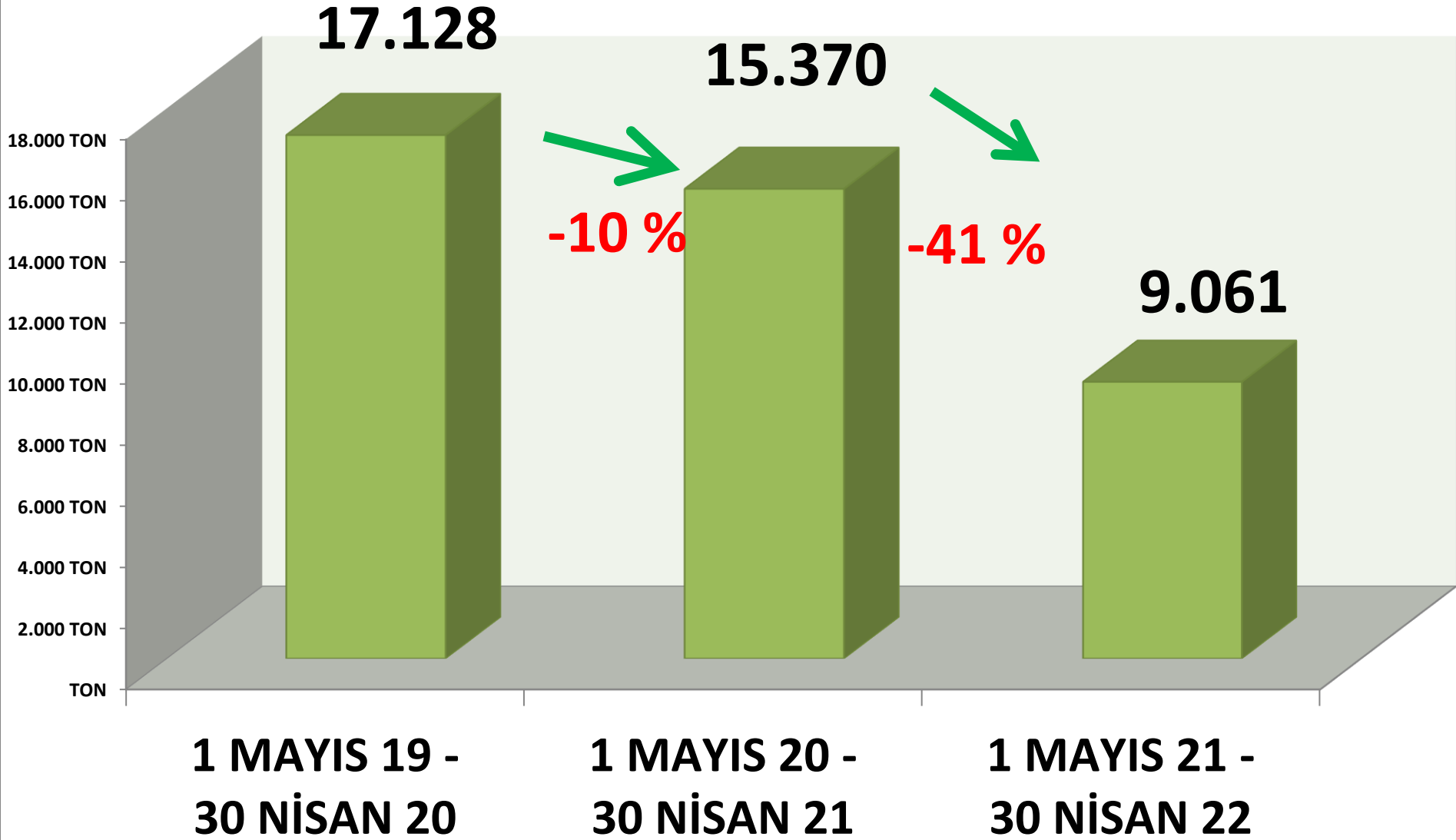
LEBLEBİ SARI TOPLAM

| İŞLEM MİKTARI (TON) | <u>2020 NİSAN</u> | <u>2021 NİSAN</u> | | <u>2022 NİSAN</u> | |
|------------------------|-------------------|-------------------|------------------|-------------------|----------------|
| <u>TTS</u> | <u>1.481 TON</u> | -12% | <u>1.300 TON</u> | -49% | <u>657 TON</u> |

Leblebi Sarı İşlem Miktarı (Ton)



YILLIK TOPLAM SARI LEBLEBİ İŞLEM MİKTARI (TON)



LEBLEBİ SARI 9 mm FİYATLARI

| | 2020 NİSAN | 2021 NİSAN | | 2022 NİSAN | |
|----------|------------|------------|---------|------------|----------|
| EN AZ | 5,00 TL | 5% | 5,25 TL | 205% | 16,00 TL |
| EN ÇOK | 8,00 TL | -13% | 7,00 TL | 186% | 20,00 TL |
| ORTALAMA | 7,11 TL | -5% | 6,74 TL | 164% | 17,80 TL |

LEBLEBİ SARI 9,50 mm FİYATLARI

| | 2020 NİSAN | 2021 NİSAN | | 2022 NİSAN | |
|----------|------------|------------|---------|------------|----------|
| EN AZ | 8,00 TL | -12% | 7,04 TL | 195% | 20,75 TL |
| EN ÇOK | 10,00 TL | -10% | 9,00 TL | 178% | 25,00 TL |
| ORTALAMA | 8,94 TL | -8% | 8,21 TL | 171% | 22,25 TL |

LEBLEBİ SARI 9,75 mm FİYATLARI

| | 2020 NİSAN | 2021 NİSAN | | 2022 NİSAN | |
|----------|------------|------------|----------|------------|----------|
| EN AZ | 10,00 TL | -9% | 9,10 TL | 183% | 25,78 TL |
| EN ÇOK | 11,00 TL | 0% | 11,00 TL | 173% | 30,00 TL |
| ORTALAMA | 10,45 TL | -5% | 9,89 TL | 188% | 28,51 TL |

LEBLEBİ SARI 10 mm FİYATLARI

| | 2020 NİSAN | 2021 NİSAN | | 2022 NİSAN | |
|----------|------------|------------|----------|------------|----------|
| EN AZ | 11,50 TL | -4% | 11,00 TL | 177% | 30,50 TL |
| EN ÇOK | 14,00 TL | 14% | 16,00 TL | 175% | 44,00 TL |
| ORTALAMA | 12,62 TL | 3% | 13,05 TL | 151% | 32,78 TL |

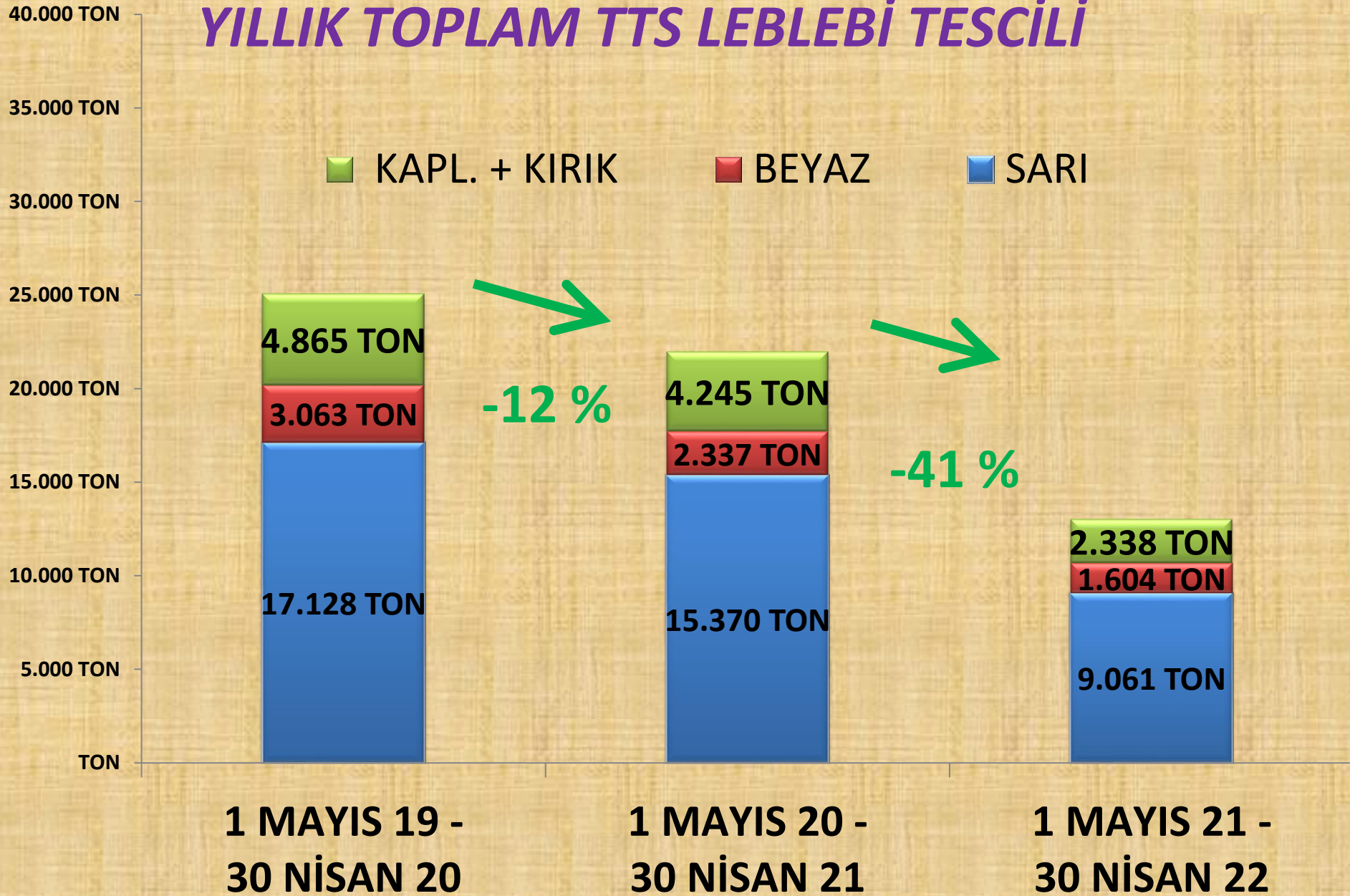
LEBLEBİ SARI Kalburaltı FİYATLARI

| | 2020 NİSAN | 2021 NİSAN | | 2022 NİSAN | |
|----------|------------|------------|---------|------------|---|
| ORTALAMA | 2,79 TL | 49% | 4,15 TL | - | - |

YILLIK YURTIÇI TOPLAM LEBLEBİ İŞLEM MİKTARI

| MİKTAR | 1 MAYIS 2019 – 30 NİSAN 2020 | 1 MAYIS 2020 – 30 NİSAN 2021 | | 1 MAYIS 2021– 30 NİSAN 2022 | |
|----------------------------------|---------------------------------|---------------------------------|------------|--------------------------------|------------|
| SARI | 17.128 TON | -10% | 15.370 TON | -41% | 9.061 TON |
| BEYAZ | 3.063 TON | -24% | 2.337 TON | -31% | 1.604 TON |
| KAPL.+KIRIK | 4.865 TON | -13% | 4.245 TON | -45% | 2.338 TON |
| <u>LEBLEBİ TOPLAM</u> | 25.056 TON | -12% | 21.953 TON | -41% | 13.003 TON |

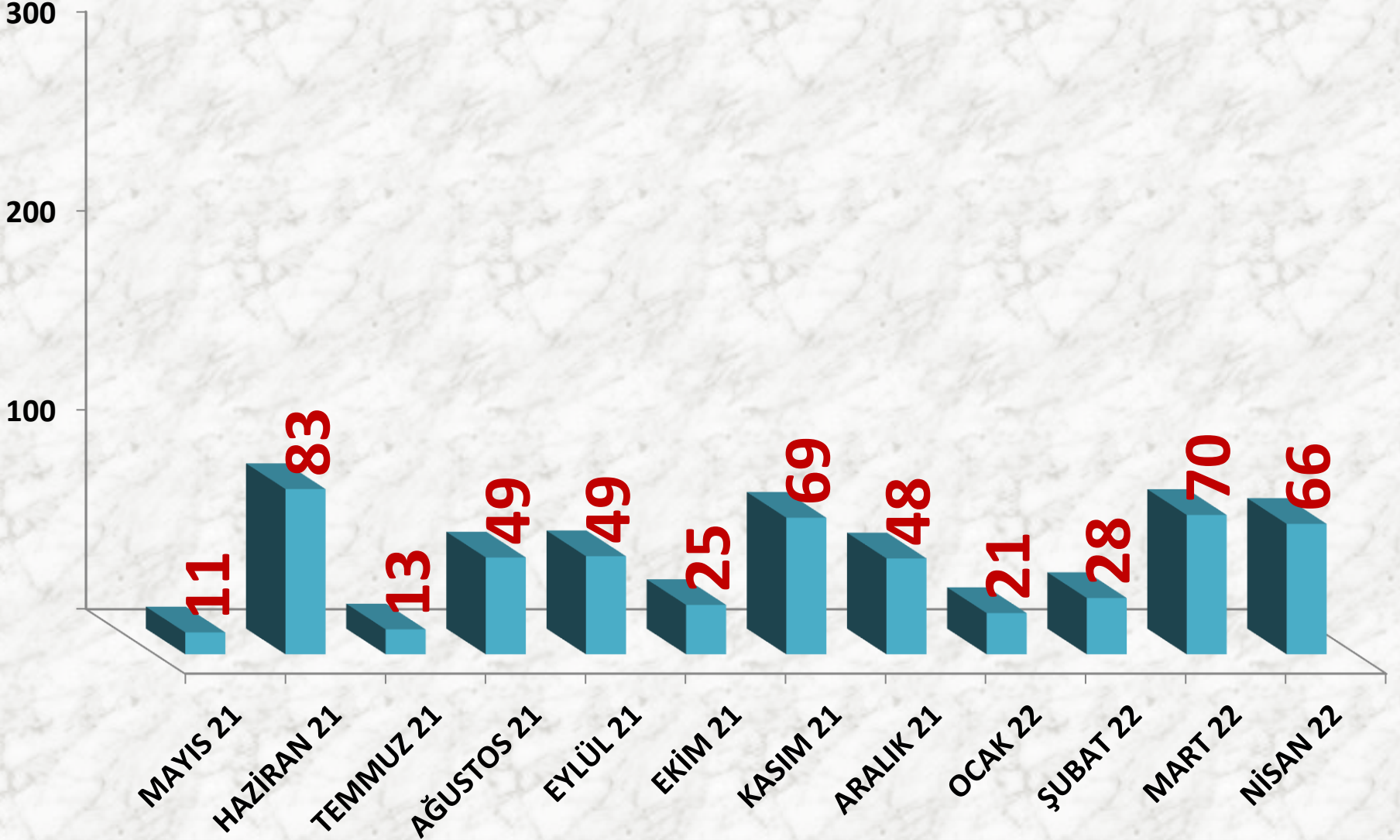
YILLIK TOPLAM TTS LEBLEBİ TESCİLİ

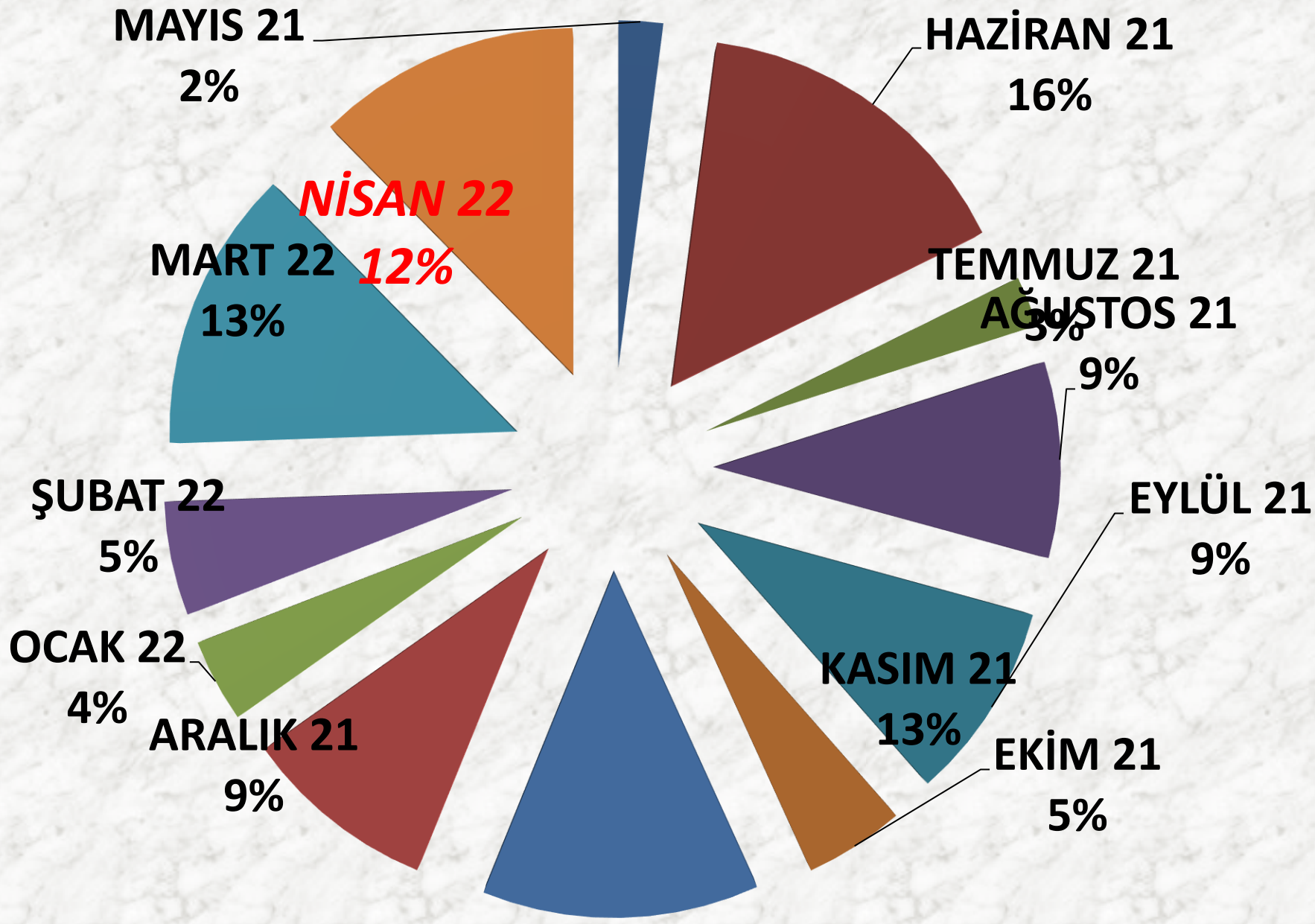


LEBLEBİ İHRACAT MİKTARLARI

| 2020 NİSAN | | 2021 NİSAN | | 2022 NİSAN | |
|----------------------|-------------------|----------------------|-------------------|----------------------|-------------------|
| SARI LEBLEBİ | 54.368 kg. | SARI LEBLEBİ | 24.556 kg. | SARI LEBLEBİ | 44.118 kg. |
| BEYAZ LEBLEBİ | 14.544 kg. | BEYAZ LEBLEBİ | 33.394 kg. | BEYAZ LEBLEBİ | 16.367 kg. |
| KAPLAMALI LEBLEBİ | 6.535 kg. | KAPLAMALI LEBLEBİ | 3.874 kg. | KAPLAMALI LEBLEBİ | 5.027 kg. |
| KIRIK LEBLEBİ | 1.000 kg. | KIRIK LEBLEBİ | - | KIRIK LEBLEBİ | - |
| LEBLEBİ KALBURALTI | - | LEBLEBİ KALBURALTI | 1.000 kg. | LEBLEBİ KALBURALTI | - |
| LEBLEBİ UNU | - | LEBLEBİ UNU | - | LEBLEBİ UNU | - |
| <u>TOPLAM</u> | 76.447 kg. | <u>TOPLAM</u> | 62.824 kg. | <u>TOPLAM</u> | 65.512 kg. |

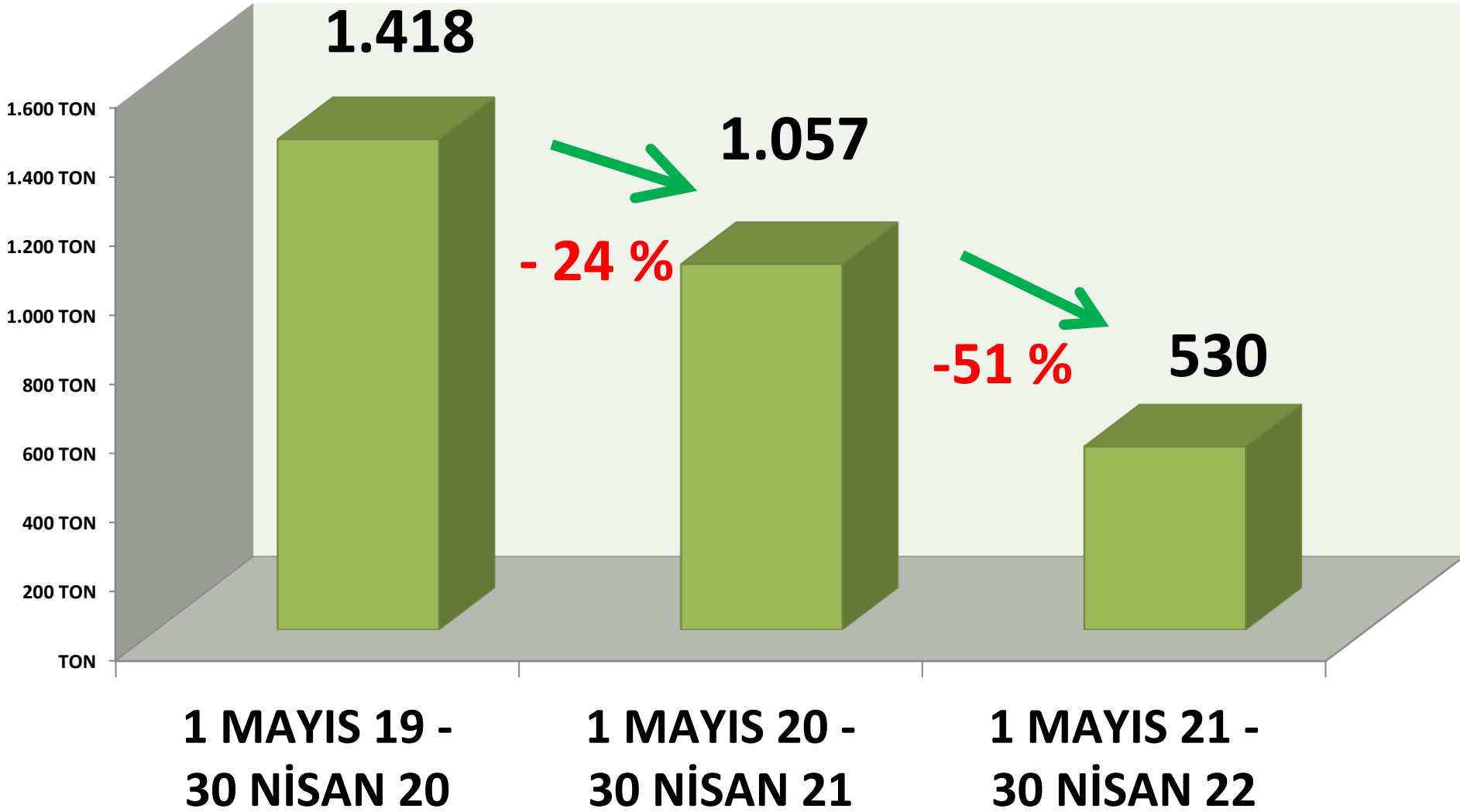
Leblebi İhracat (Ton)





AYLIK LEBLEBİ İHRACAT MİKTARI ORANLARI

YILLIK TOPLAM LEBLEBİ İHRACAT MİKTARI (TON)



AYÇEKİRDEĞİ

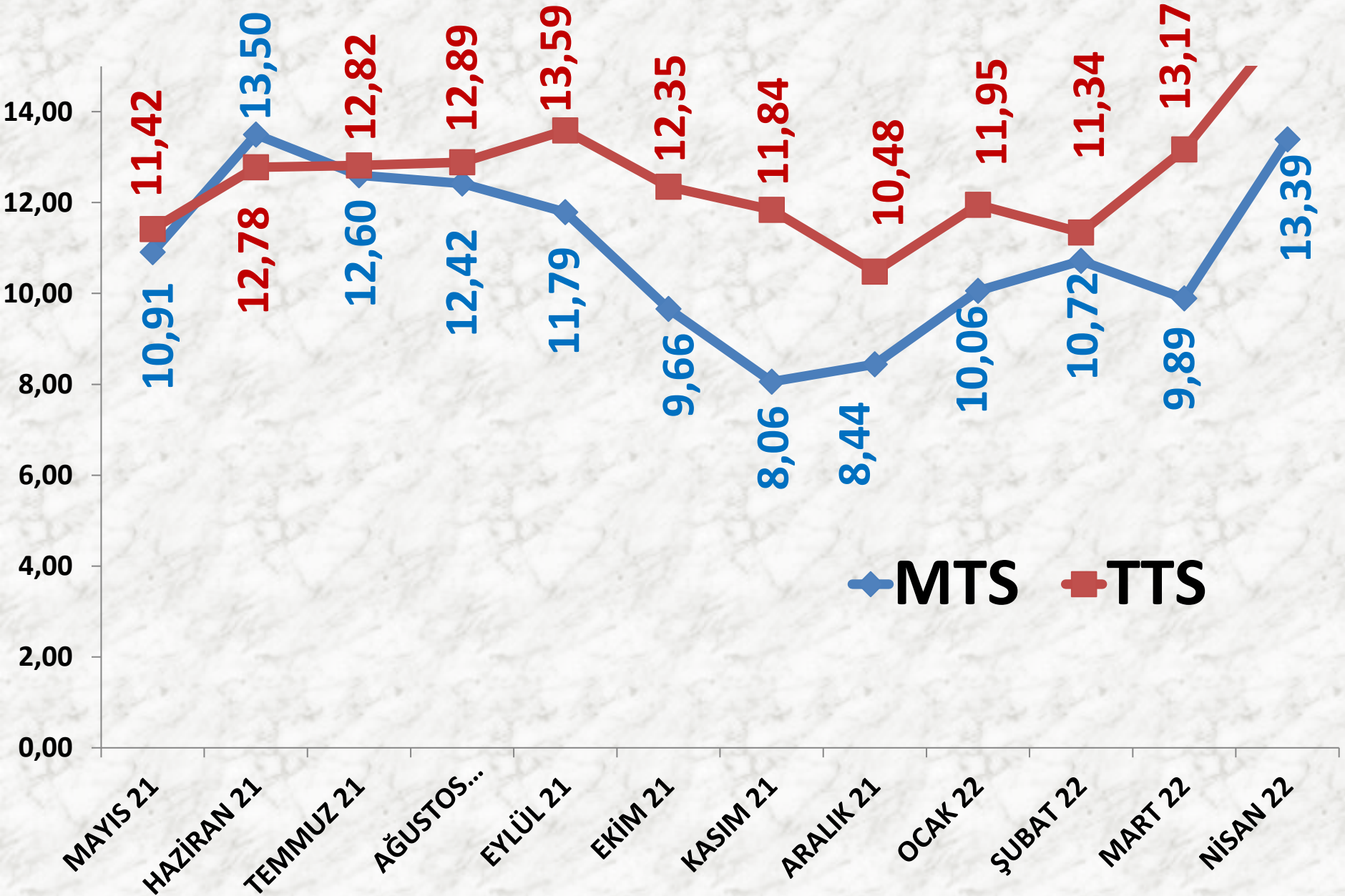
| İŞLEM MİKTARI (TON) | 2020 NİSAN | 2021 NİSAN | | 2022 NİSAN | |
|------------------------|------------|------------|----------|------------|----------|
| MTS | 1609 TON | -42% | 939 TON | 24% | 1163 TON |
| TTS | 1348 TON | -17% | 1121 TON | 87% | 2094 TON |

| EN AZ FİYAT | 2020 NİSAN | 2021 NİSAN | | 2022 NİSAN | |
|-------------|------------|------------|---------|------------|---------|
| MTS | 4,75 TL | 68% | 8,00 TL | -16% | 6,73 TL |
| TTS | 4,50 TL | 102% | 9,10 TL | -29% | 6,50 TL |

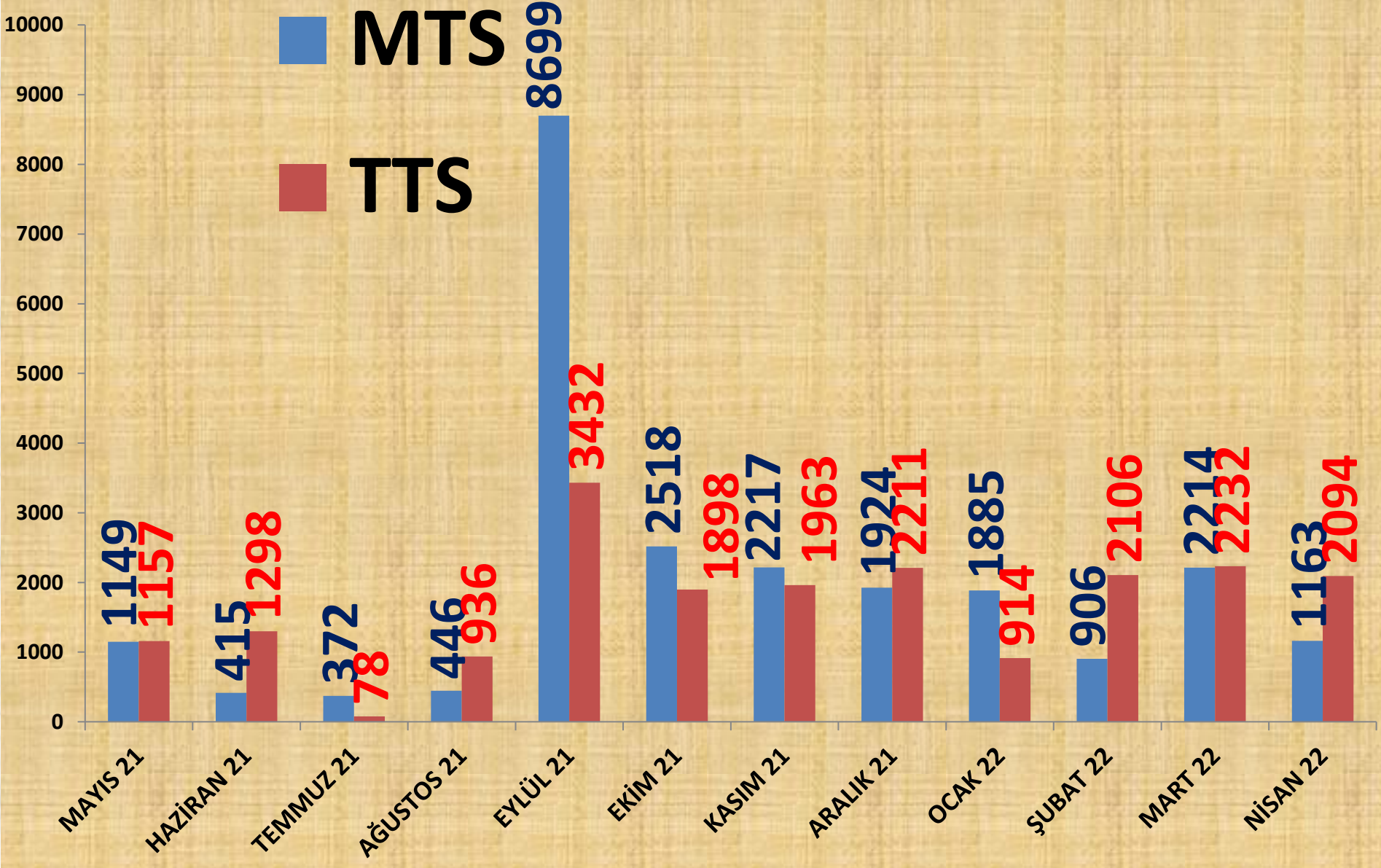
| EN ÇOK FİYAT | 2020 NİSAN | 2021 NİSAN | | 2022 NİSAN | |
|--------------|------------|------------|----------|------------|----------|
| MTS | 11,81 TL | 35% | 15,98 TL | 12% | 17,94 TL |
| TTS | 14,00 TL | 5% | 14,75 TL | 91% | 28,22 TL |

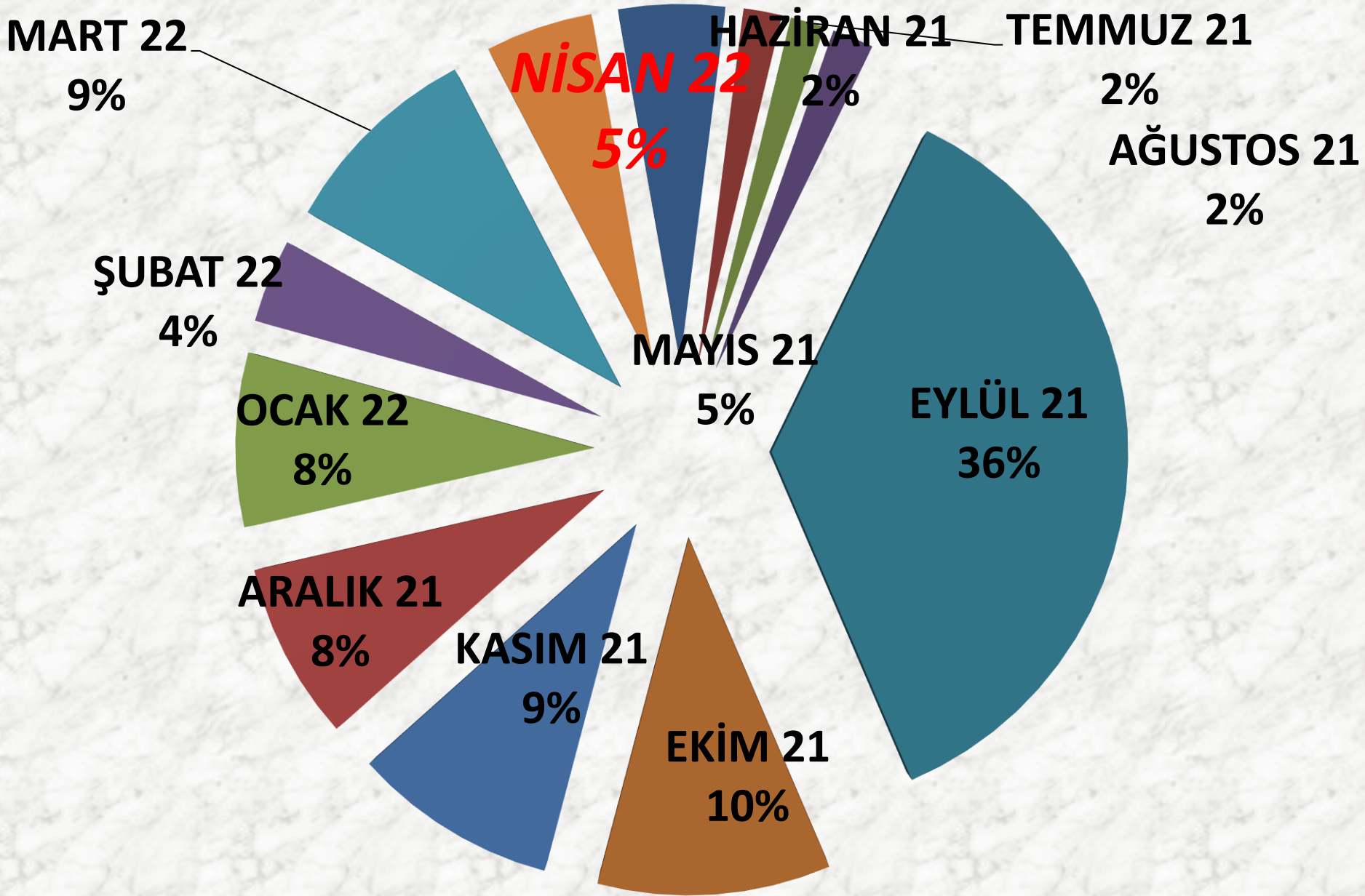
| ORT. FİYAT | 2020 NİSAN | 2021 NİSAN | | 2022 NİSAN | |
|------------|------------|------------|----------|------------|----------|
| MTS | 9,91 TL | 20% | 11,89 TL | 13% | 13,39 TL |
| TTS | 9,34 TL | 33% | 12,39 TL | 29% | 15,99 TL |

AYLIK AYÇİÇEĞİ FİYAT TRENDİ (TL)



AYLIK AYÇİÇEĞİ İŞLEM MİKTARI (TON)

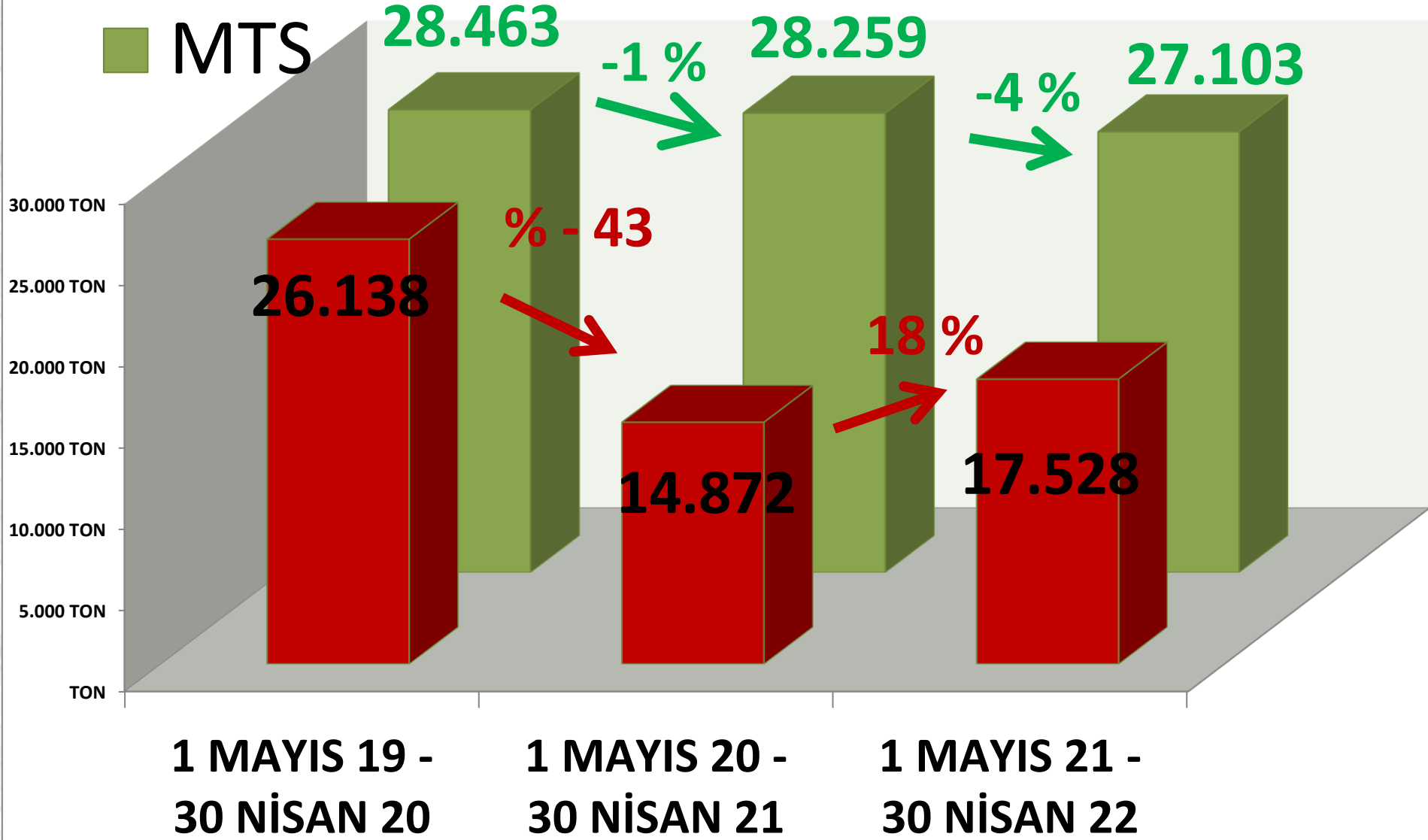




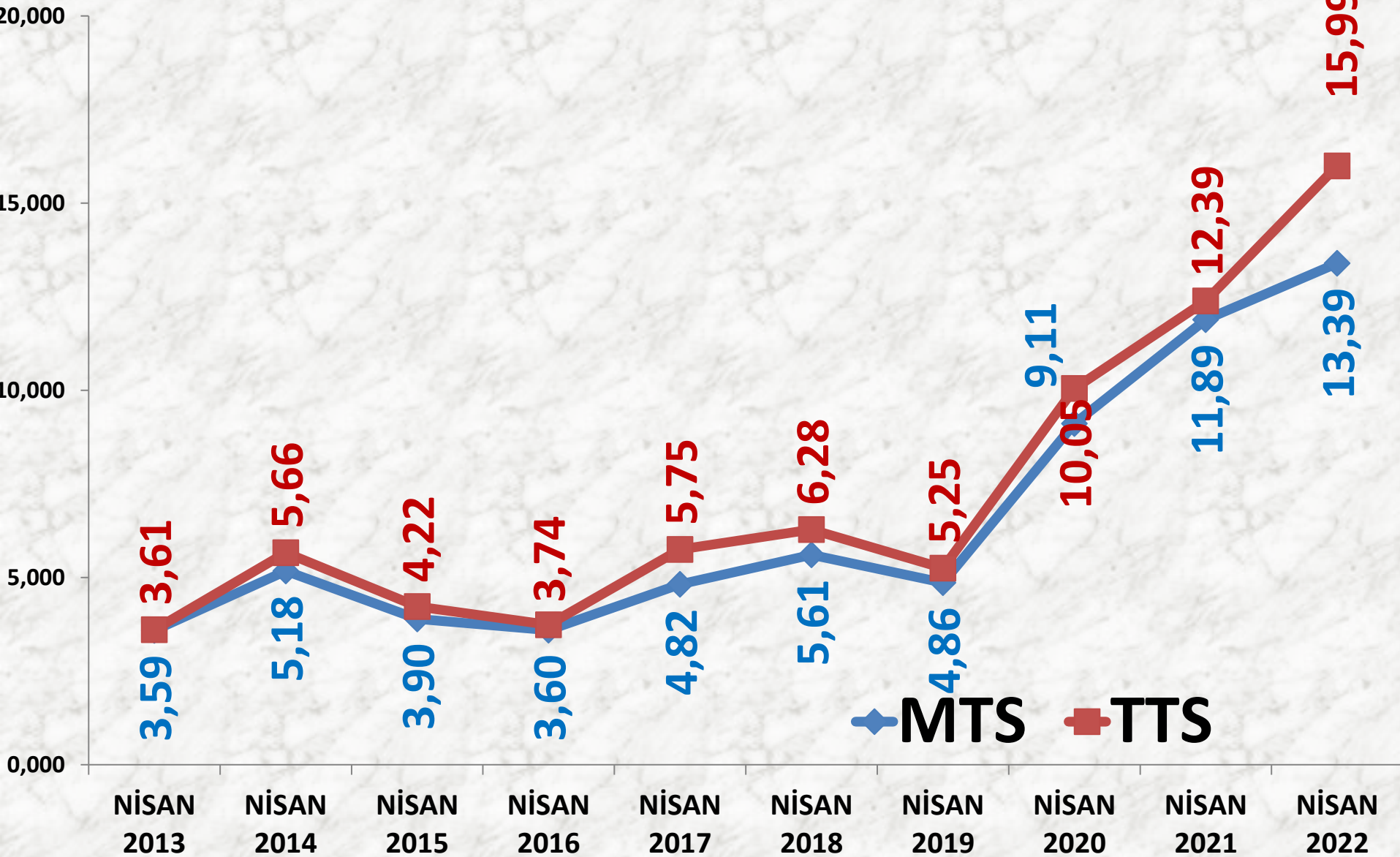
AYLIK AYÇİÇEĞİ MTS İŞLEM MİKTARI ORANLARI

TTS YILLIK TOPLAM AYÇIĞEĞİ İŞLEM MİKTARI (TON)

■ MTS



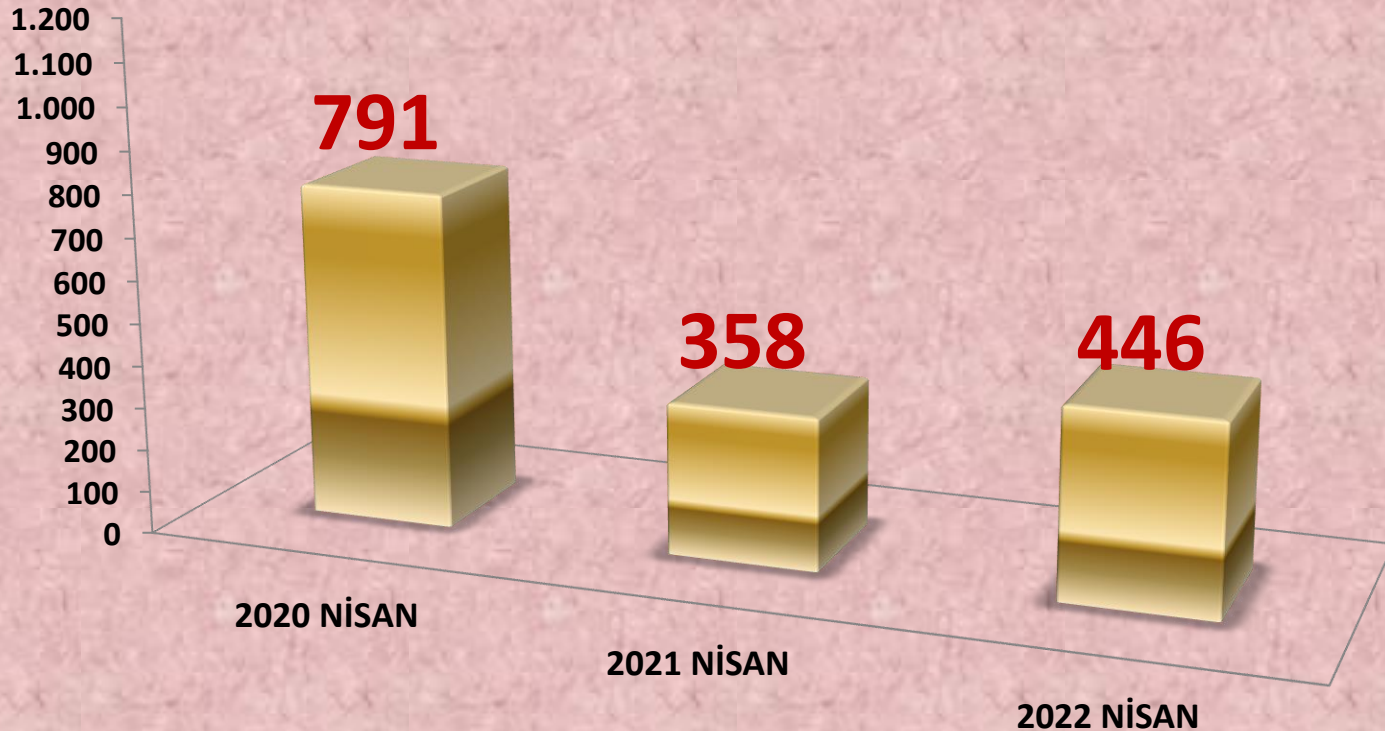
NİSAN AYLARI AYÇİÇEĞİ FİYAT ORT. (TL)



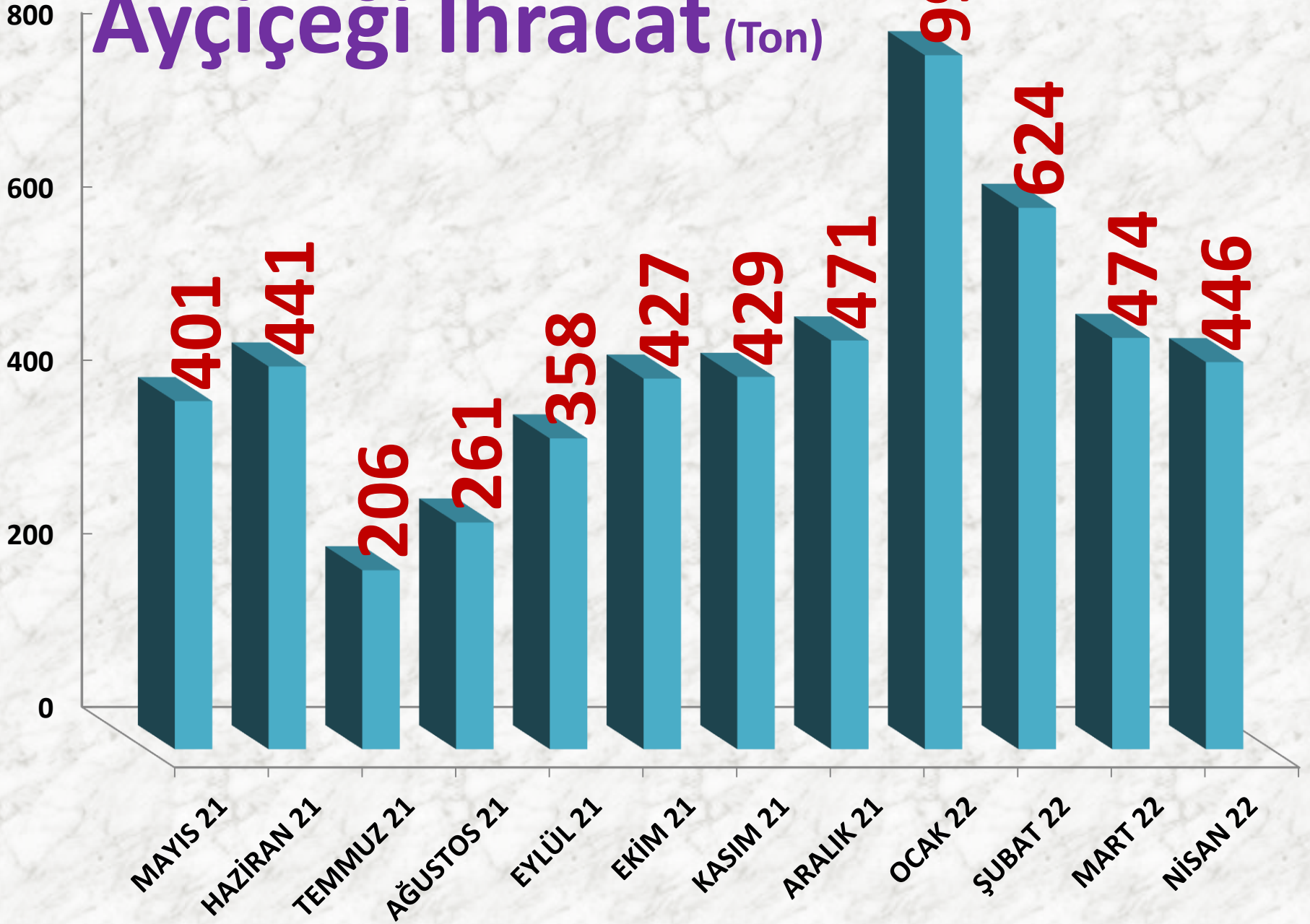
AYÇEKİRDEĞİ İHRACATI

| İŞLEM HACMİ TON | 2020 NİSAN | 2021 NİSAN | | 2022 NİSAN | |
|--------------------|------------|------------|---------|------------|---------|
| TTS | 791 TON | -55% | 358 TON | 25% | 446 TON |

AYÇEKİRDEĞİ İHRACAT MİKTARI_(TON)



Ayçiçeği İhracat (Ton)



MART 22

9%

NİSAN 22

8%

HAZİRAN 21

8%

TEMMUZ 21

4%

MAYIS 21

7%

AĞUSTOS 21

5%

ŞUBAT 22

11%

EYLÜL 21

6%

OCAK 22

18%

EKİM 21

8%

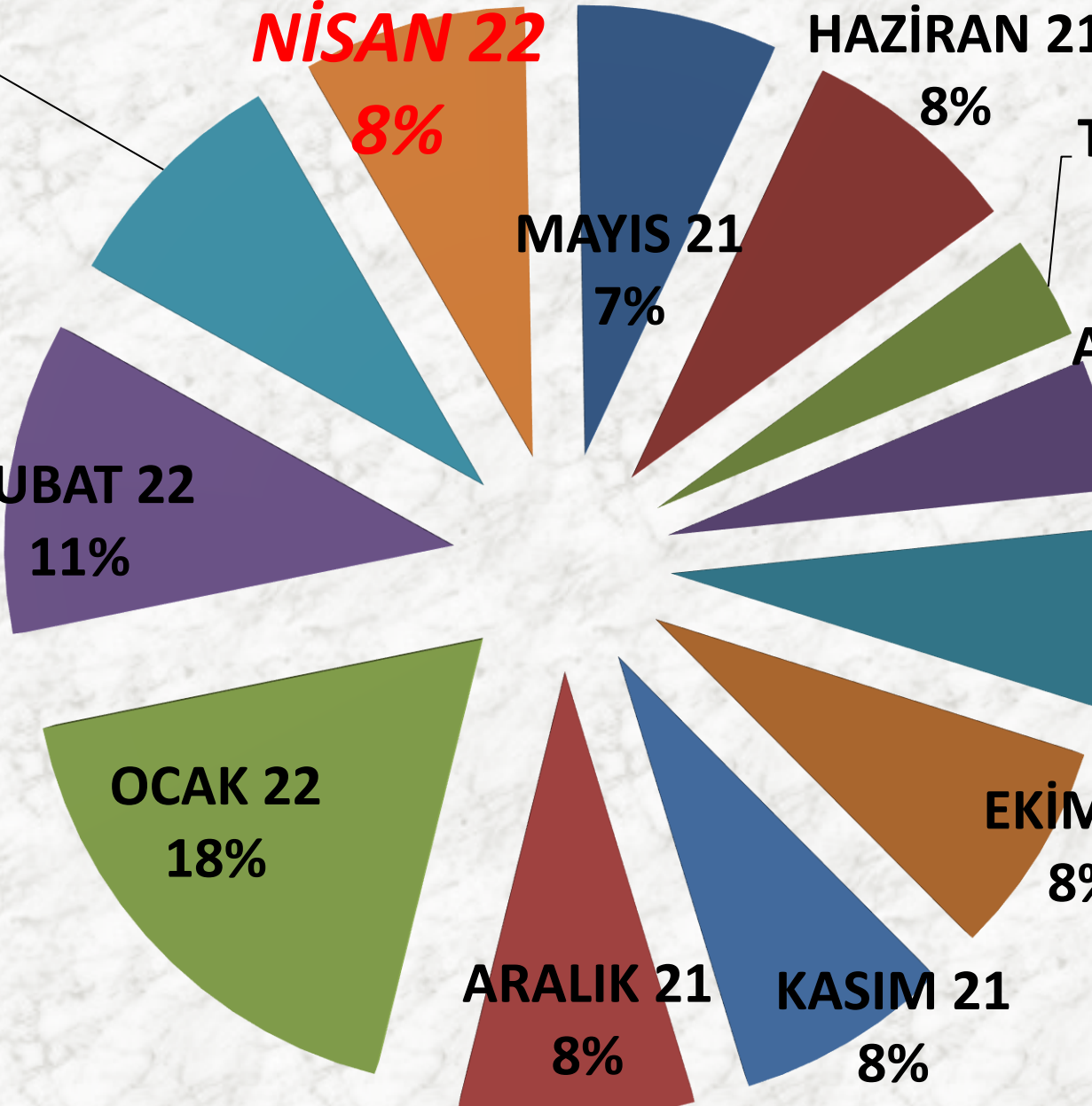
ARALIK 21

8%

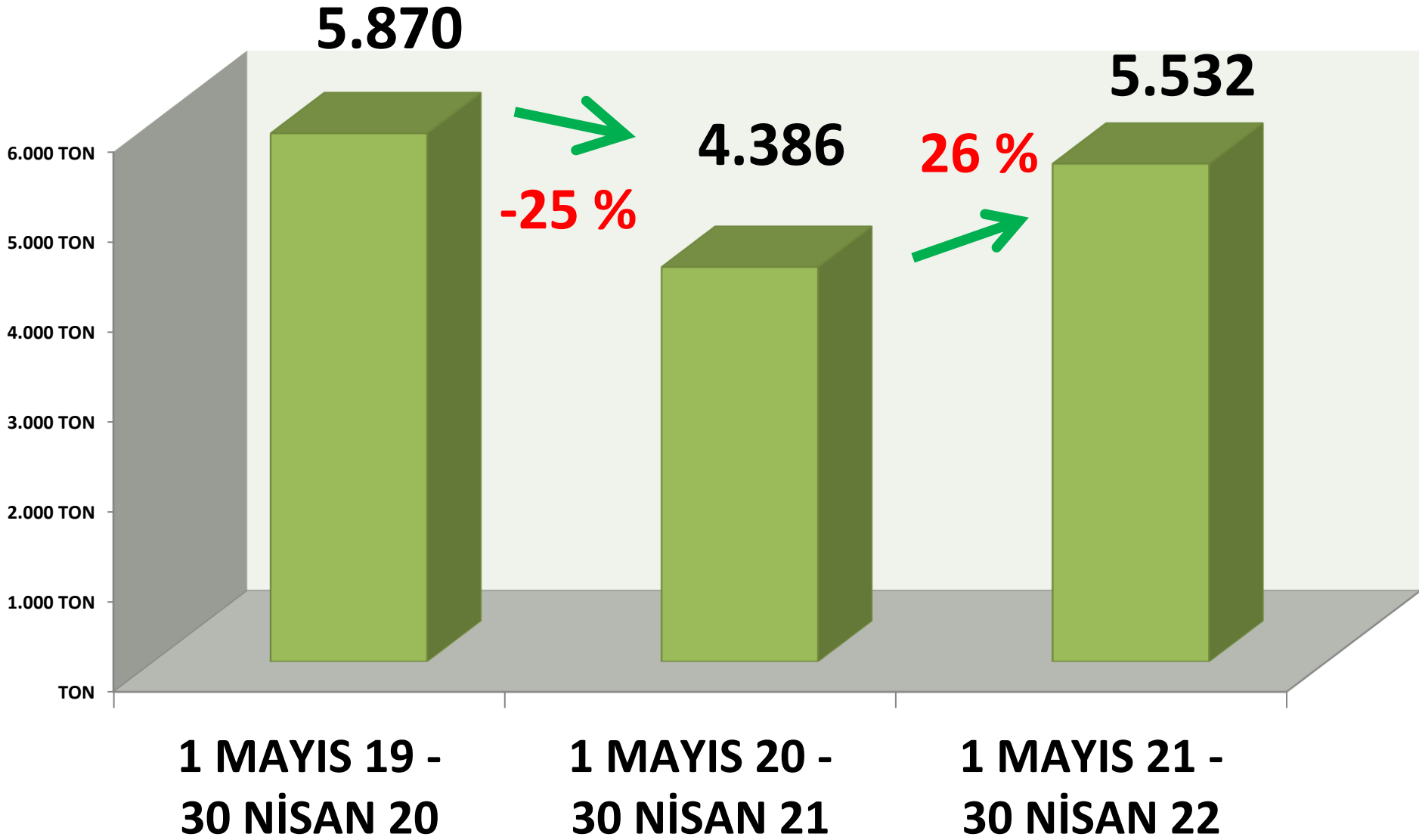
KASIM 21

8%

Aylık Ayçiçeği İhracat Miktarı Oranları



YILLIK TOPLAM AYÇIĞEĞİ İHRACAT MİKTARI (TON)



SÜT

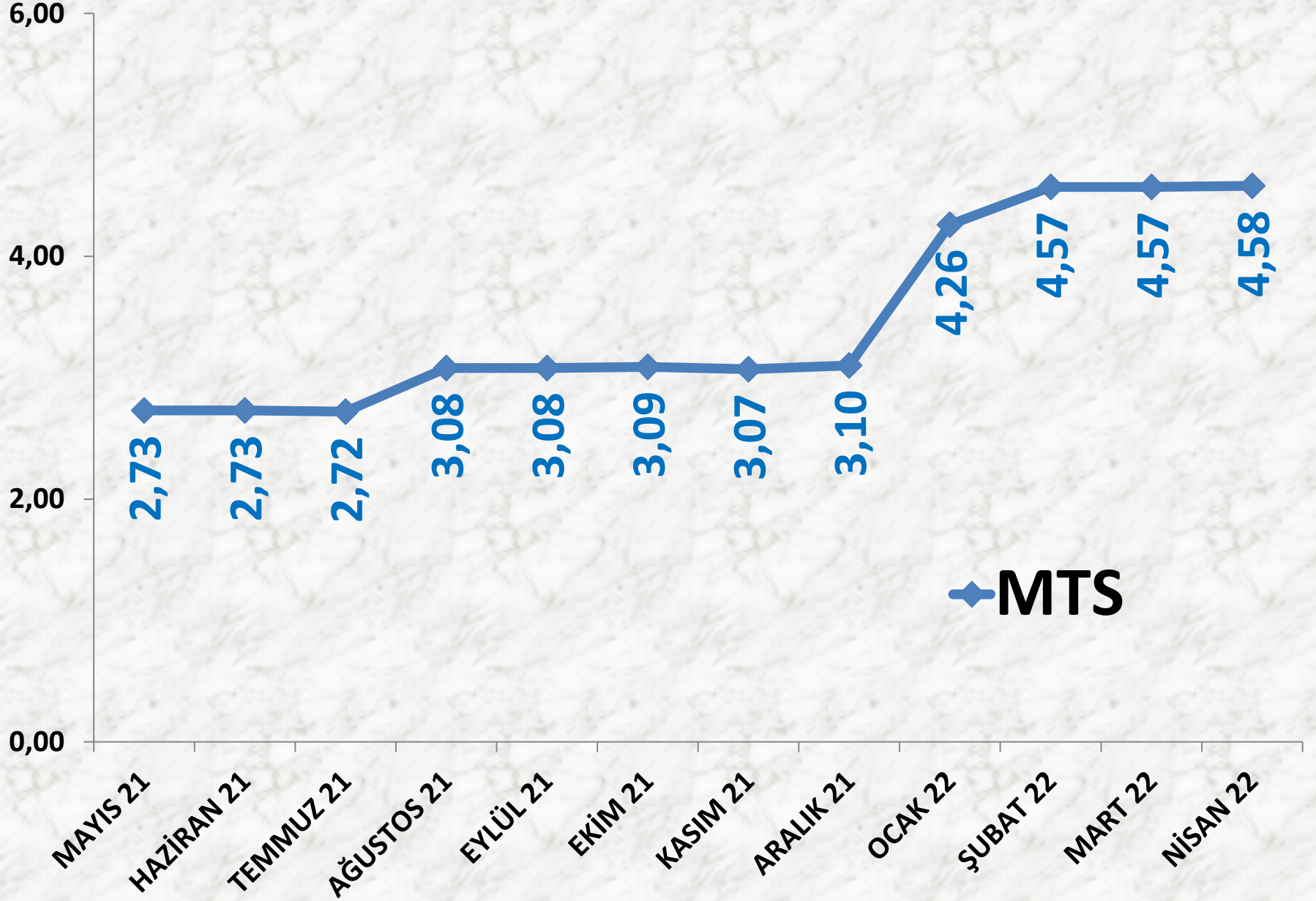
| İŞLEM MİKTARI (M ³) | 2020 NİSAN | | 2021 NİSAN | | 2022 NİSAN | |
|------------------------------------|------------|-----------------------|------------|-----------------------|------------|-----------------------|
| | MTS | 30.439 M ³ | 7% | 32.596 M ³ | -6% | 30.736 M ³ |

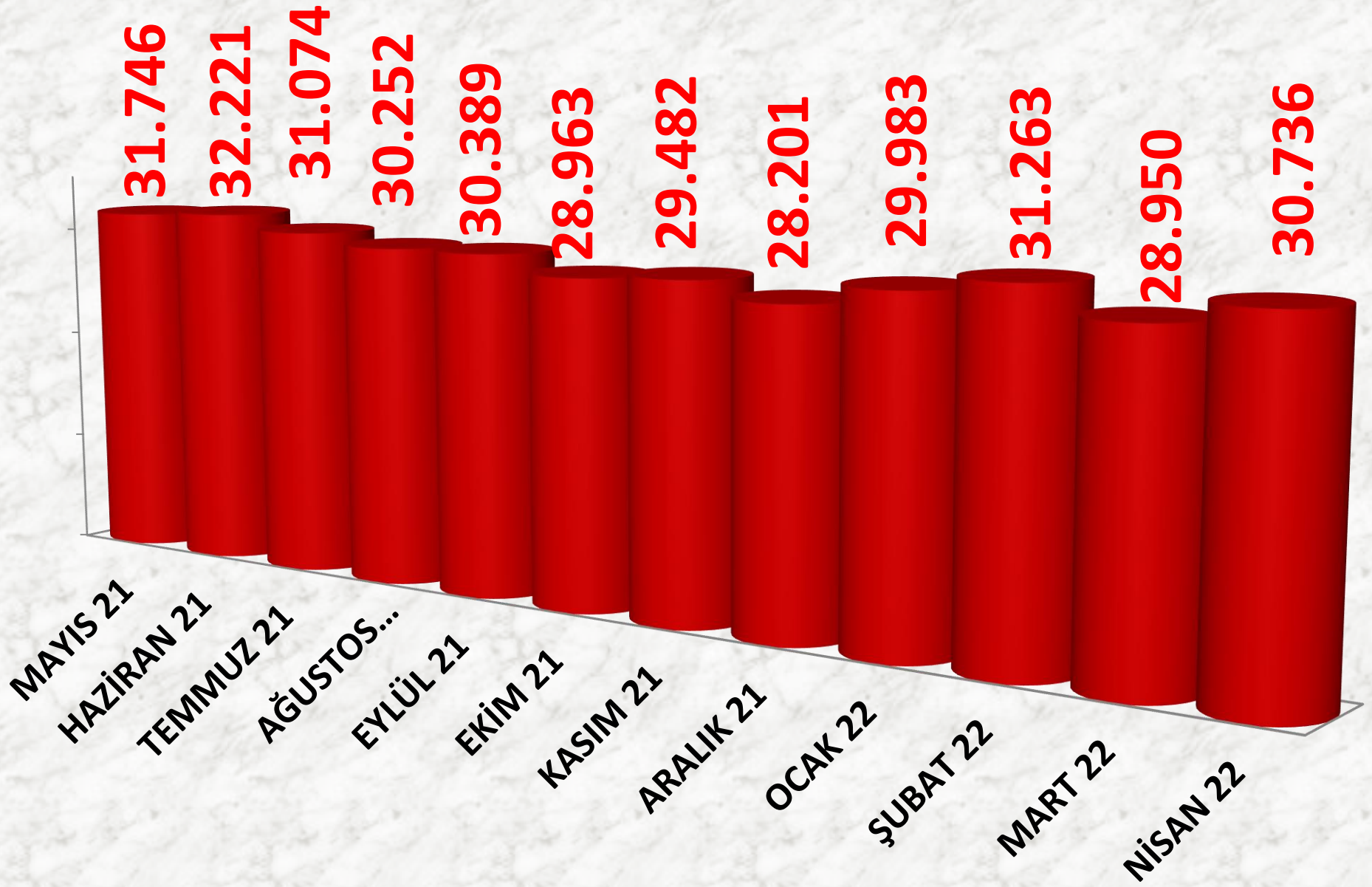
| EN AZ FİYAT | 2020 NİSAN | | 2021 NİSAN | | 2022 NİSAN | |
|-------------|------------|---------|------------|---------|------------|---------|
| | MTS | 1,96 TL | 28% | 2,50 TL | 70% | 4,25 TL |

| EN ÇOK FİYAT | 2020 NİSAN | | 2021 NİSAN | | 2022 NİSAN | |
|--------------|------------|---------|------------|---------|------------|---------|
| | MTS | 2,43 TL | 29% | 3,13 TL | 130% | 7,20 TL |

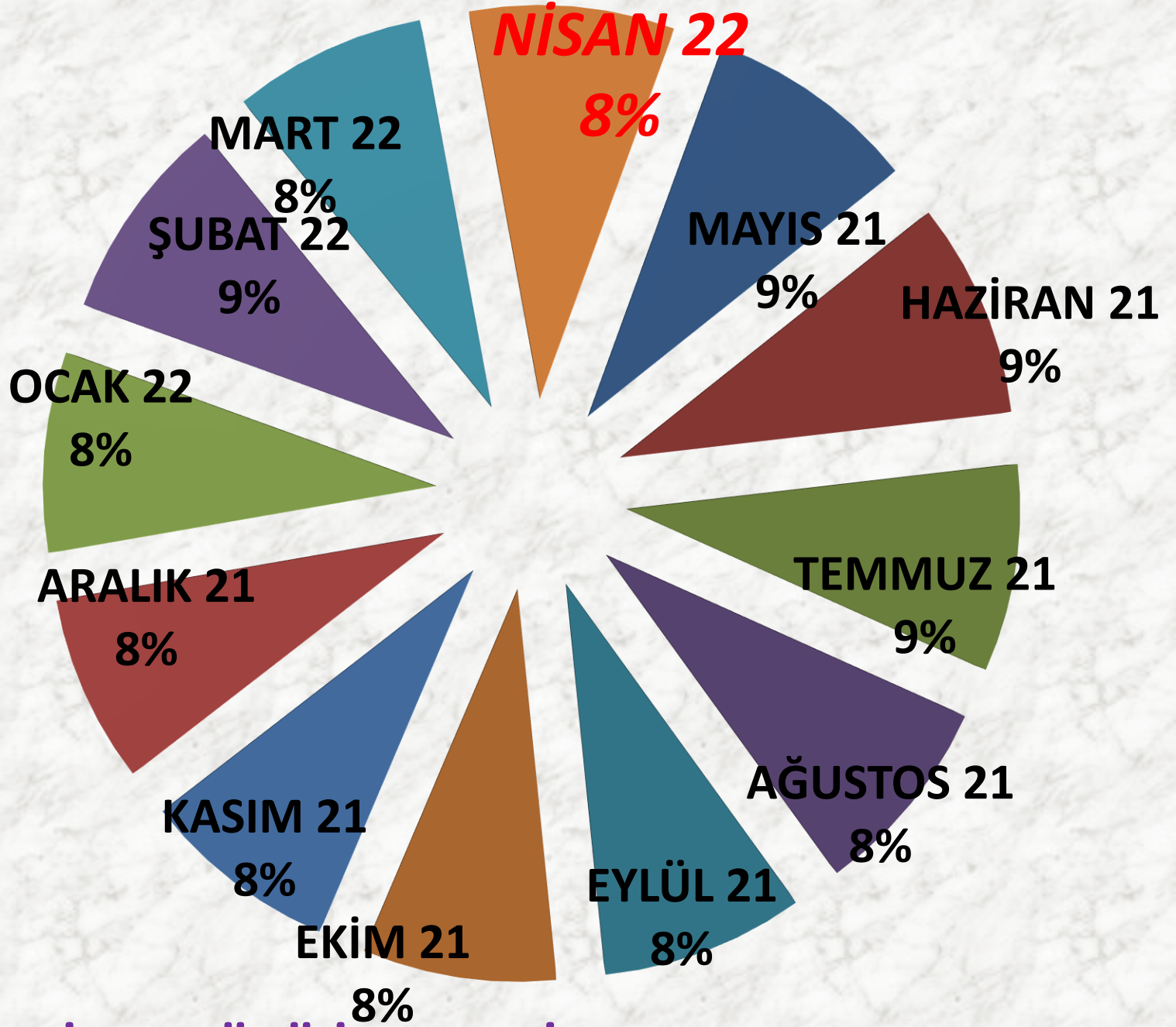
| ORTALAMA FİYAT | 2020 NİSAN | | 2021 NİSAN | | 2022 NİSAN | |
|----------------|------------|---------|------------|---------|------------|---------|
| | MTS | 2,23 TL | 22% | 2,73 TL | 68% | 4,58 TL |

AYLIK İNEK SÜTÜ FİYAT TRENDİ (TL)





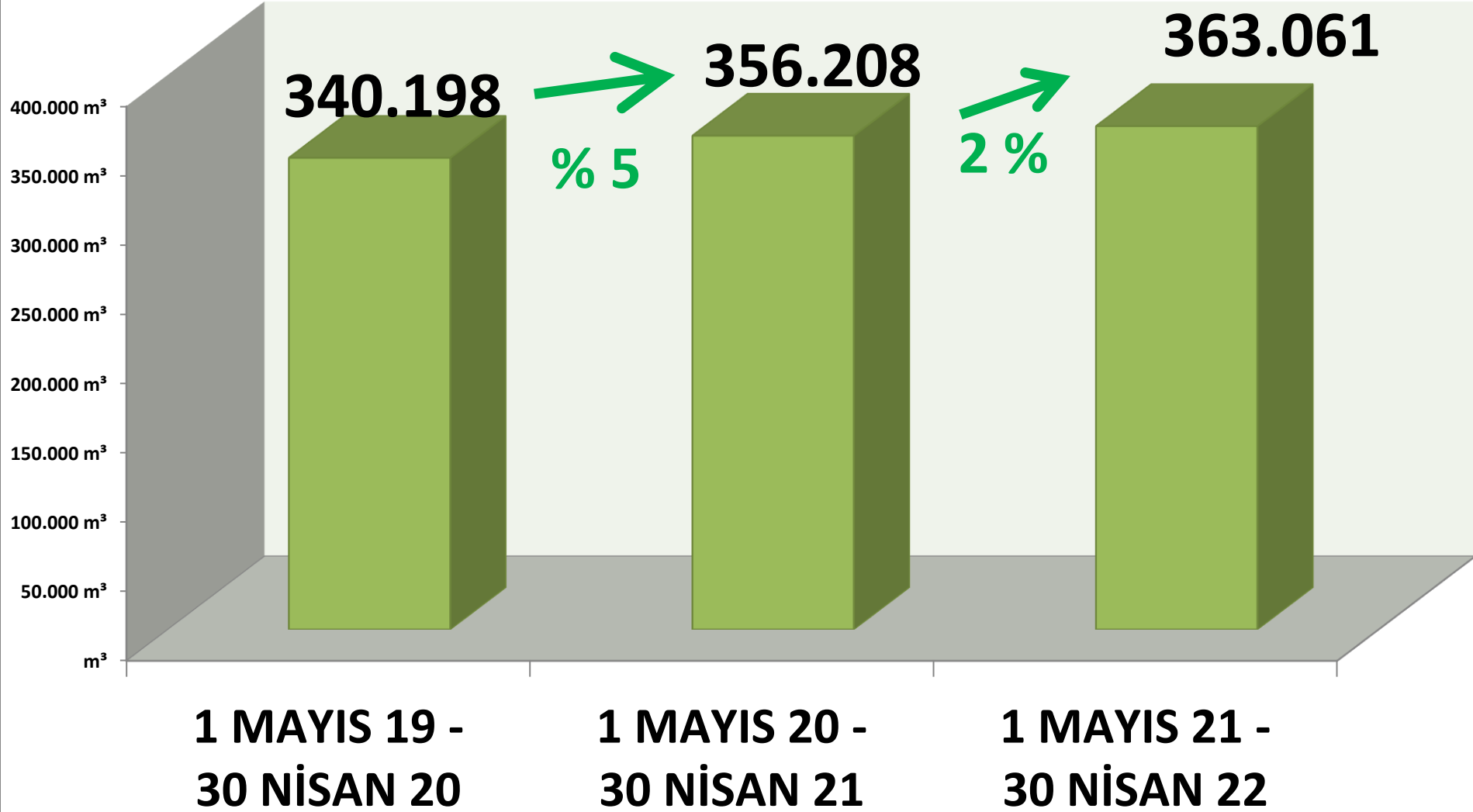
AYLIK SÜT İŞLEM MİKTARI (M³)



AYLIK MTS İNEK SÜTÜ İŞLEM MİKTARI ORANLARI

YILLIK TOPLAM İNEK SÜTÜ İŞLEM MİKTARI (M³)

■ MTS



BEYAZ HAŞHAŞ

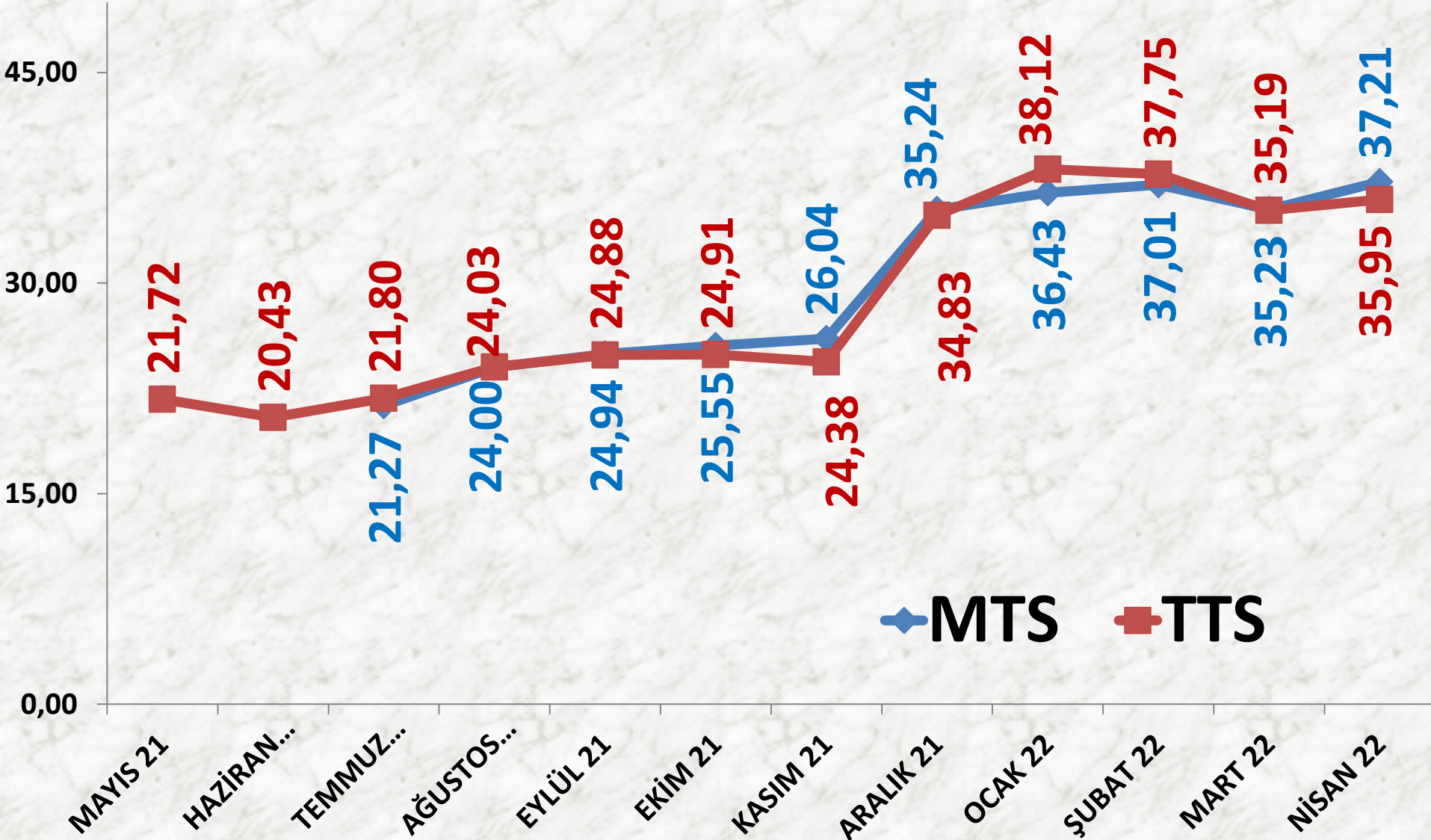
| İŞLEM MİKTARI (TON) | 2020 NİSAN | 2021 NİSAN | | 2022 NİSAN | |
|------------------------|------------|------------|---------|------------|---------|
| MTS | 259 TON | -46% | 141 TON | -23% | 109 TON |
| TTS | 11 TON | -94% | 1 TON | 4491% | 30 TON |

| EN AZ FİYAT | 2020 NİSAN | 2021 NİSAN | | 2022 NİSAN | |
|-------------|------------|------------|----------|------------|----------|
| MTS | 18,50 TL | 24% | 23,00 TL | 48% | 34,00 TL |
| TTS | 19,15 TL | 51% | 28,91 TL | 23% | 35,47 TL |

| EN ÇOK FİYAT | 2020 NİSAN | 2021 NİSAN | | 2022 NİSAN | |
|--------------|------------|------------|----------|------------|----------|
| MTS | 19,45 TL | 44% | 28,00 TL | 34% | 37,50 TL |
| TTS | 24,52 TL | 31% | 32,00 TL | 40% | 44,95 TL |

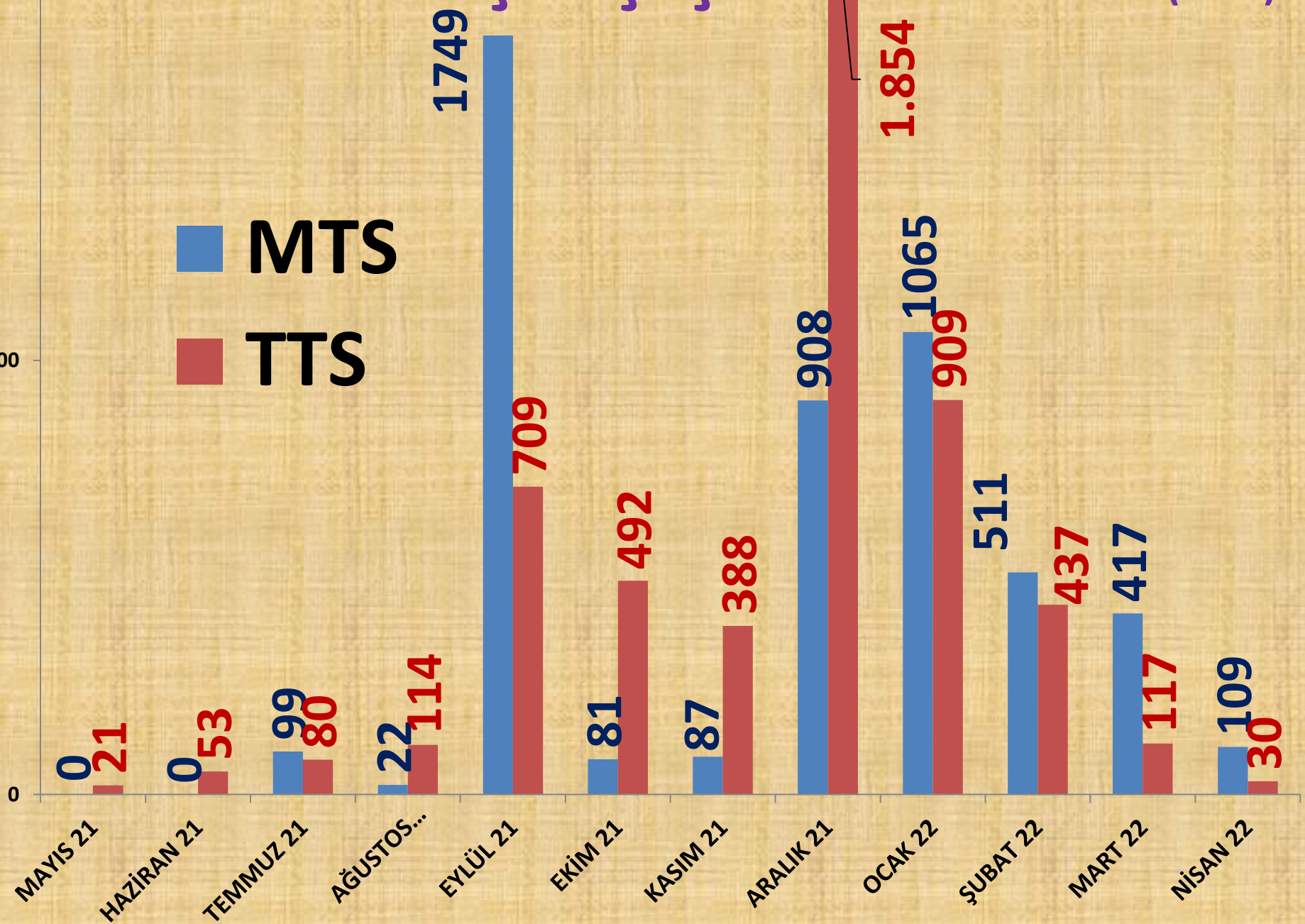
| ORT. FİYAT | 2020 NİSAN | 2021 NİSAN | | 2022 NİSAN | |
|------------|------------|------------|----------|------------|----------|
| MTS | 19,08 TL | 21% | 23,02 TL | 62% | 37,21 TL |
| TTS | 19,78 TL | 49% | 29,38 TL | 22% | 35,95 TL |

AYLIK B. HAŞHAŞ FİYAT TRENDİ_(TL)



AYLIK B. HAŞHAŞ İŞLEM MİKTARI (TON)

■ MTS
■ TTS



MART 22
8%

ŞUBAT 22
10%

OCAK 22
21%

ARALIK 21
18%

NİSAN 22
2%

EYLÜL 21
35%

EKİM 21
2%

KASIM 21
2%

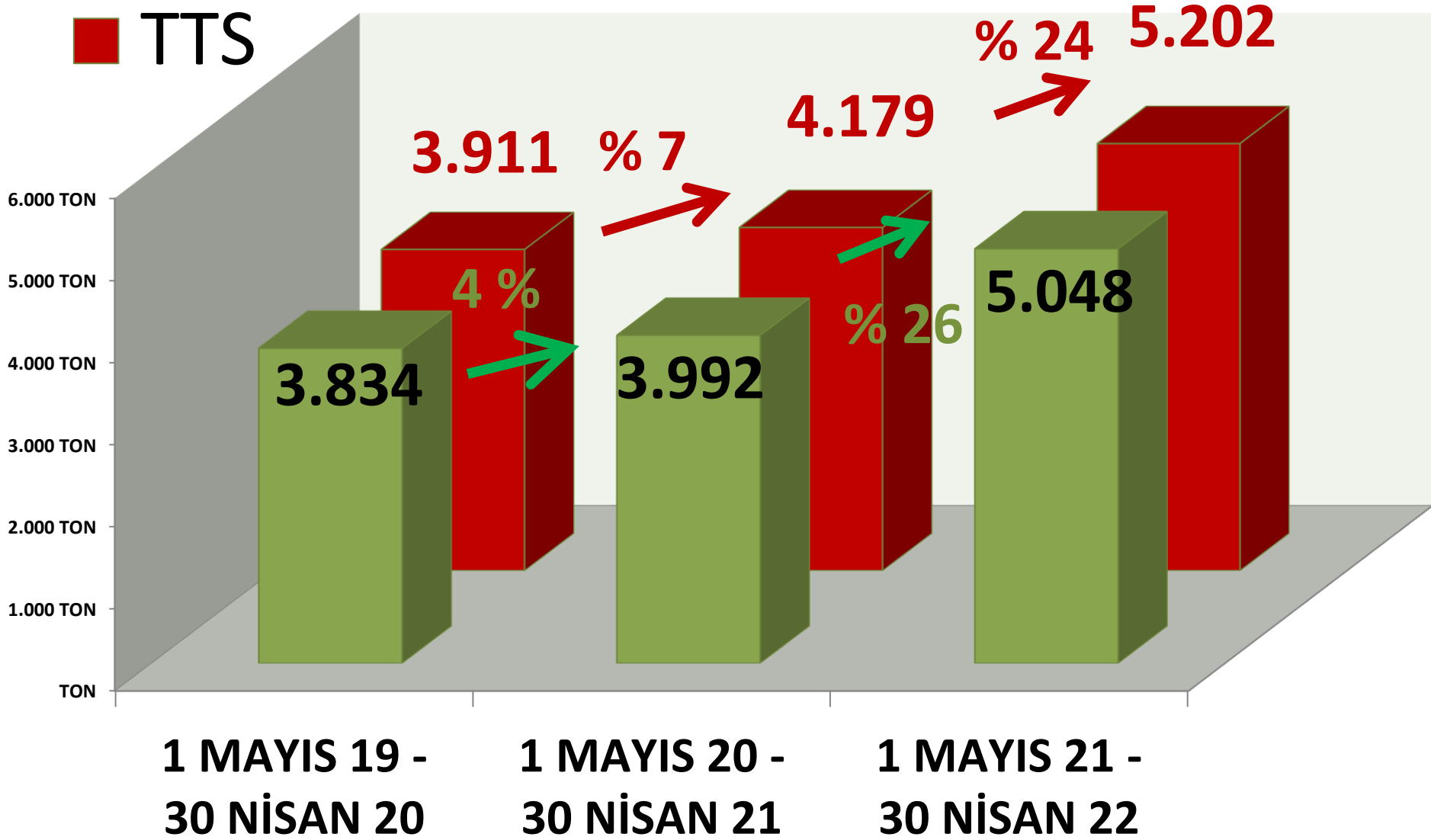
TEMMUZ 21
2%

AĞUSTOS 21
0%

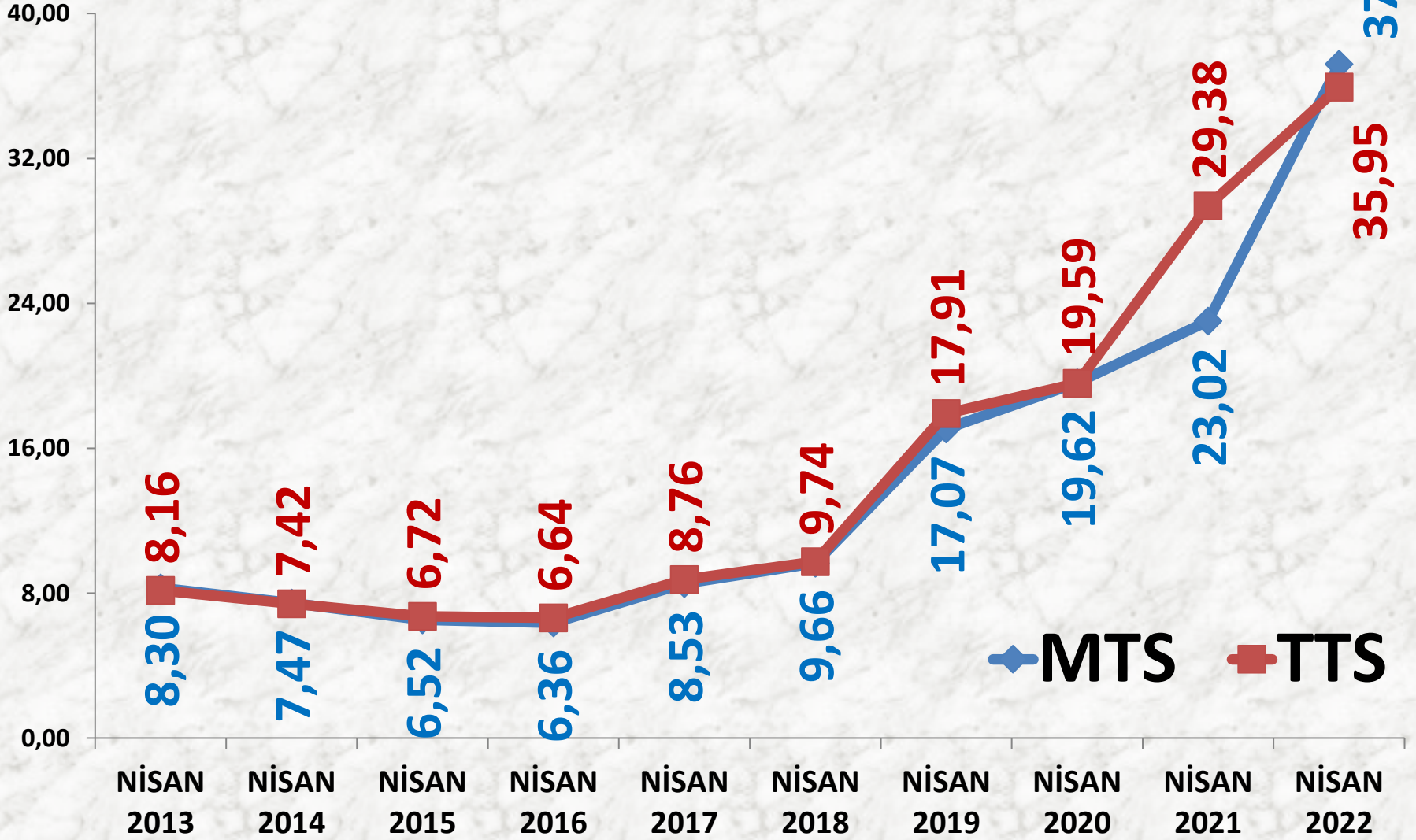
B. HAŞHAŞ MTS İŞLEM MİKTARI ORANLARI

MTS YILLIK TOPLAM B. HAŞHAŞ İŞLEM MİKTARI (TON)

■ MTS
■ TTS



NİSAN AYLARI B. HAŞHAŞ FİYAT TRENDİ (TL)



MAVİ HAŞHAŞ

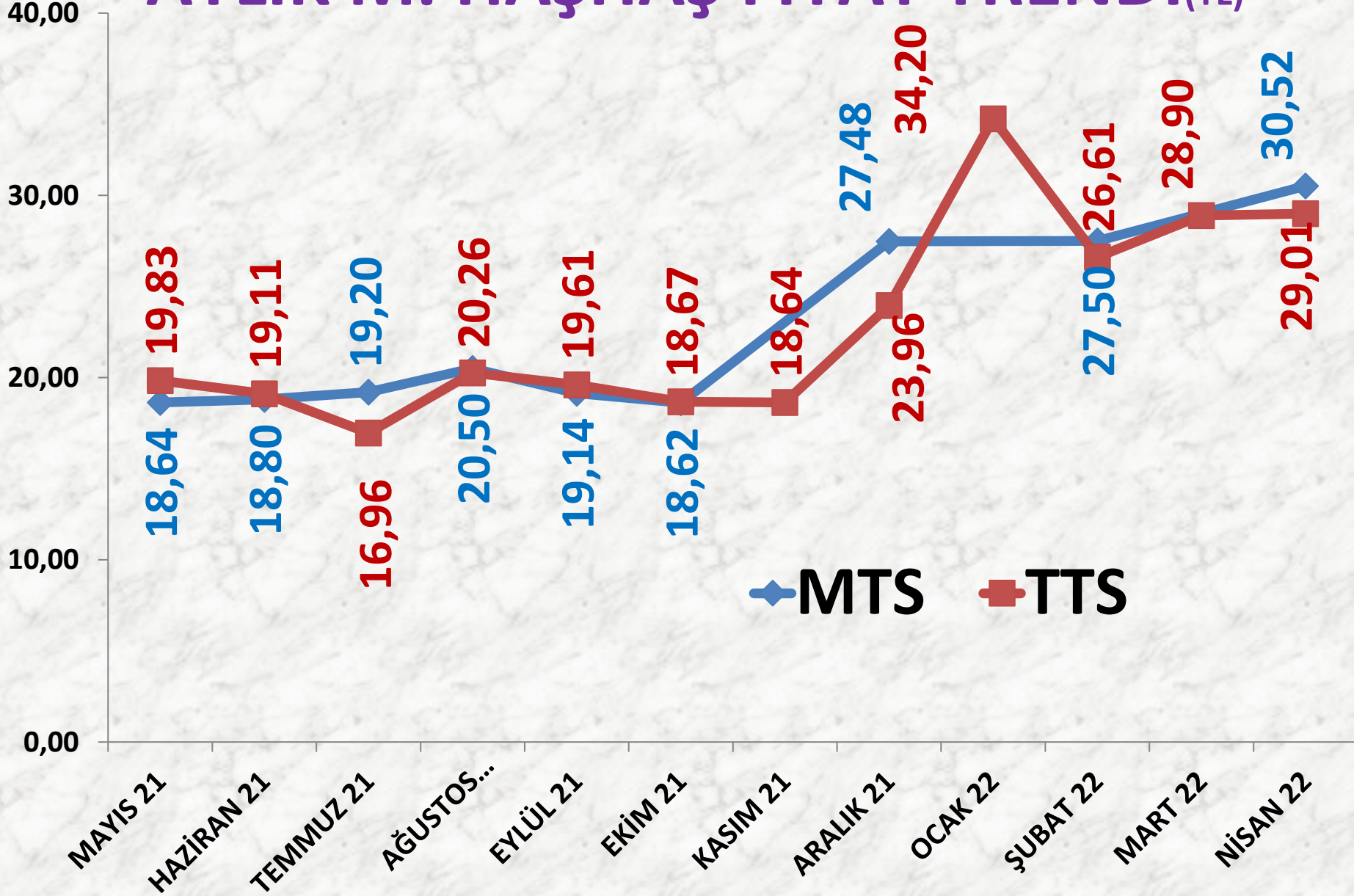
| İŞLEM MİKTARI (TON) | 2020 NİSAN | 2021 NİSAN | | 2022 NİSAN | |
|--------------------------------|-------------------|-------------------|----------------|-------------------|----------------|
| <i>MTS</i> | 318 TON | -38% | 197 TON | -73% | 52 TON |
| <i>TTS</i> | 145 TON | -29% | 104 TON | -1% | 103 TON |

| EN AZ FİYAT | 2020 NİSAN | 2021 NİSAN | | 2022 NİSAN | |
|--------------------|-------------------|-------------------|-----------------|-------------------|-----------------|
| <i>MTS</i> | 16,59 TL | 2% | 17,00 TL | 53% | 26,00 TL |
| <i>TTS</i> | 16,51 TL | 12% | 18,50 TL | 46% | 27,00 TL |

| EN ÇOK FİYAT | 2020 NİSAN | 2021 NİSAN | | 2022 NİSAN | |
|---------------------|-------------------|-------------------|-----------------|-------------------|-----------------|
| <i>MTS</i> | 21,50 TL | 16% | 25,00 TL | 25% | 31,17 TL |
| <i>TTS</i> | 24,50 TL | 12% | 27,50 TL | 27% | 35,00 TL |

| ORT. FİYAT | 2020 NİSAN | 2021 NİSAN | | 2022 NİSAN | |
|-------------------|-------------------|-------------------|-----------------|-------------------|-----------------|
| <i>MTS</i> | 16,82 TL | 5% | 17,67 TL | 73% | 30,52 TL |
| <i>TTS</i> | 17,81 TL | 13% | 20,11 TL | 44% | 29,01 TL |

AYLIK M. HAŞHAŞ FİYAT TRENDİ (TL)

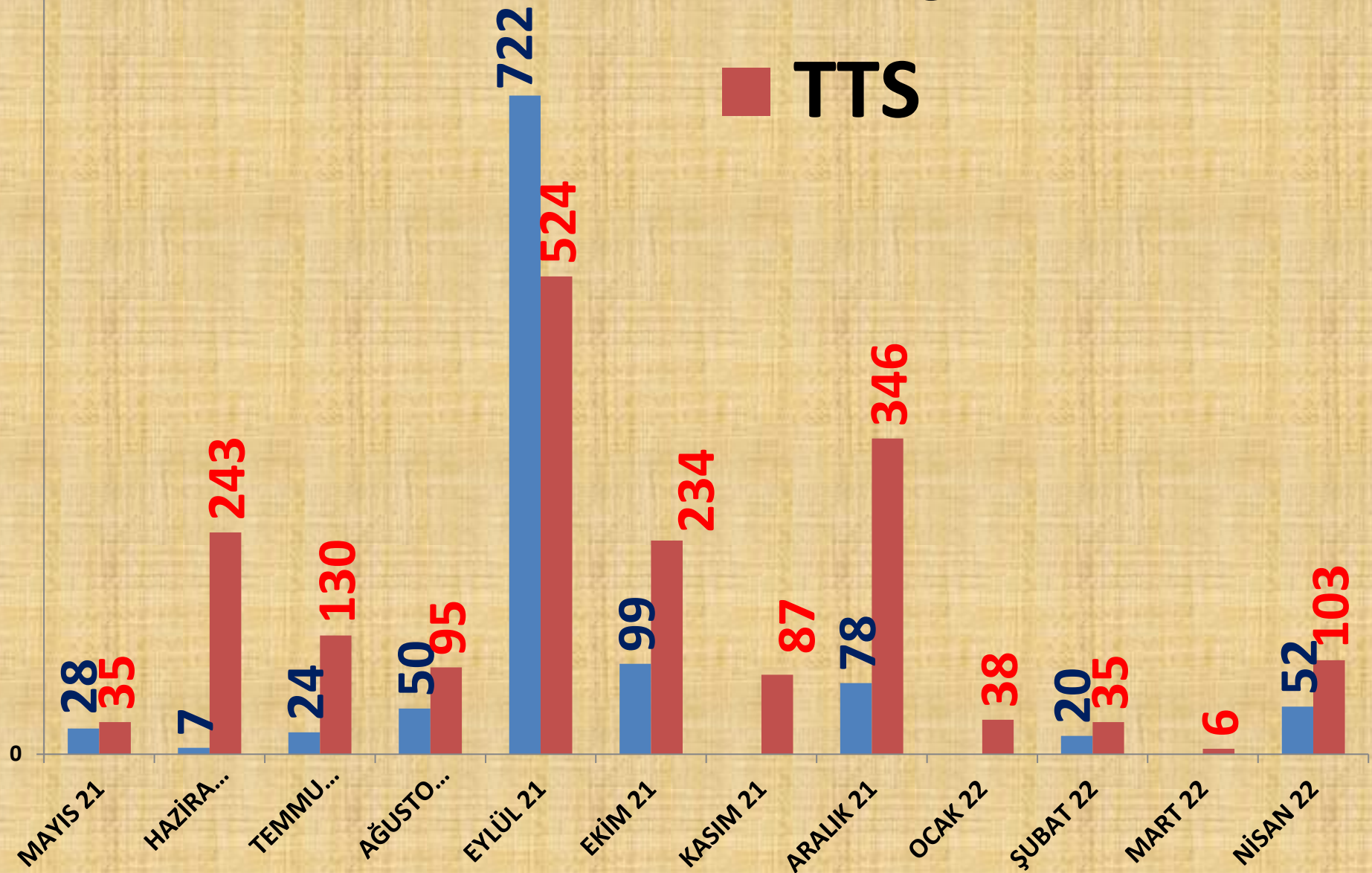


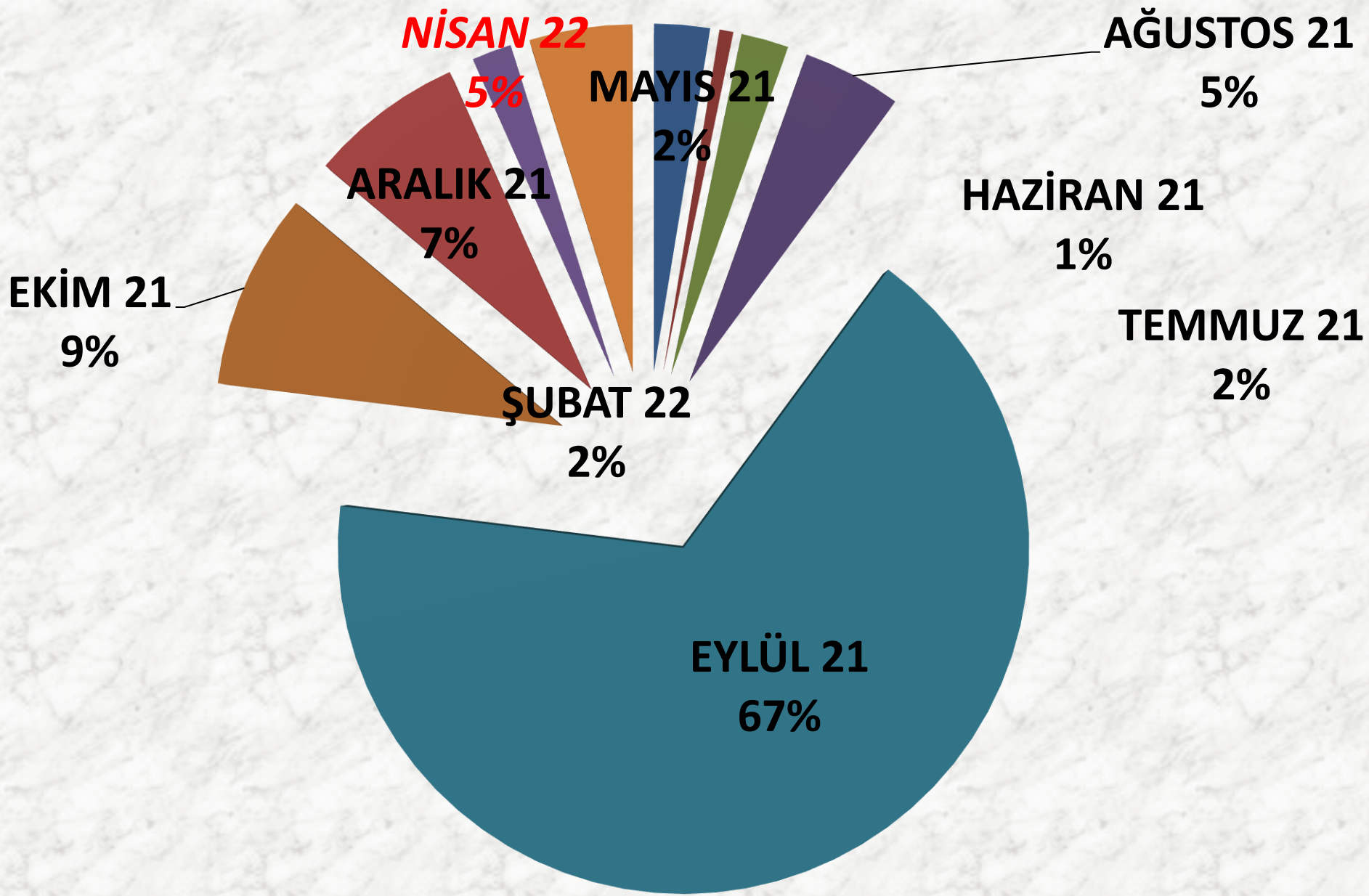
1000

AYLIK M. HAŞHAŞ İŞLEM MİKTARI (TON)

■ MTS

■ TTS



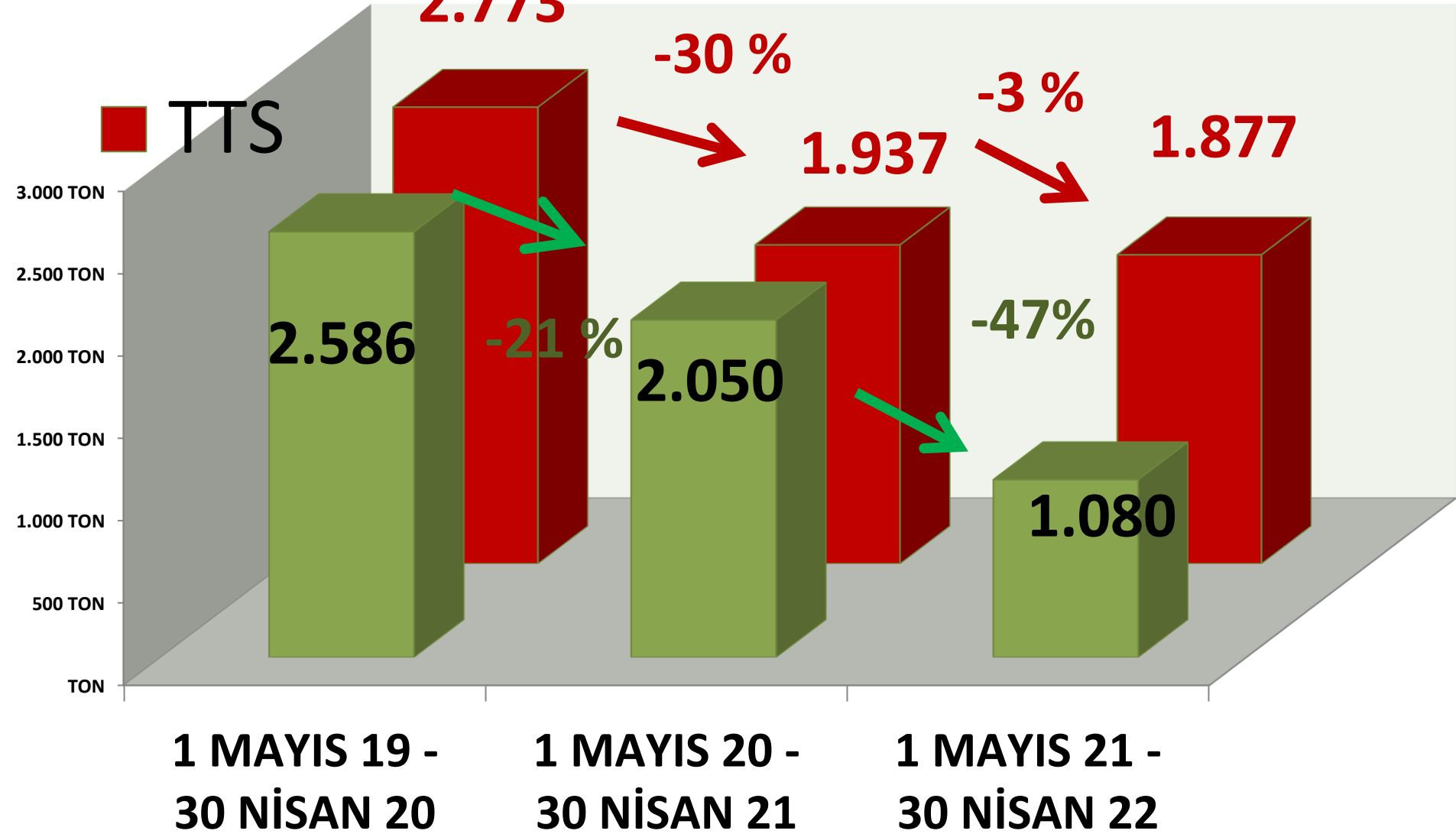


M. HAŞHAŞ MTS İŞLEM MİKTARI ORANLARI

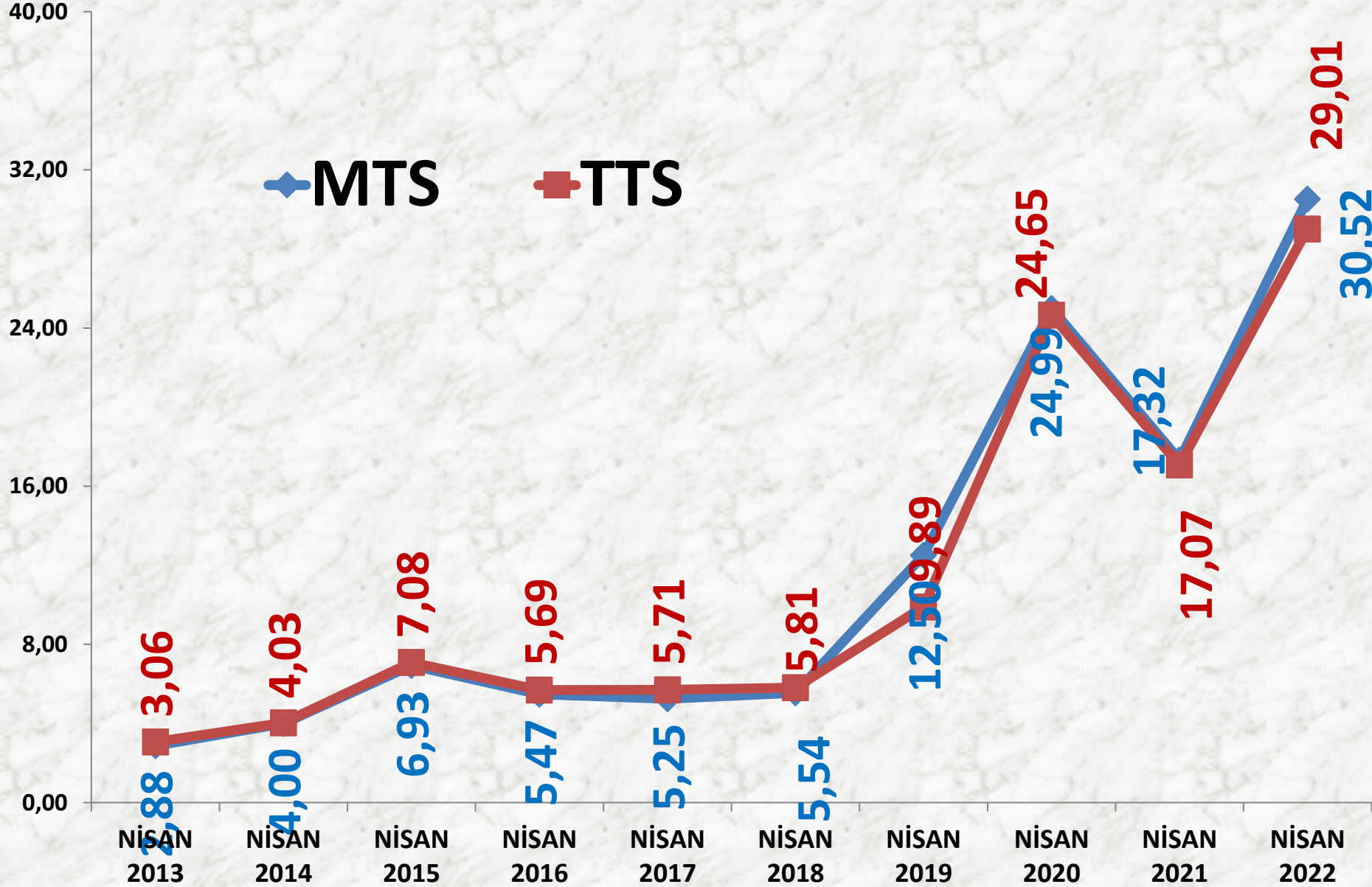
YILLIK TOPLAM M. HAŞHAŞ İŞLEM MİKTARI (TON)

■ MTS

■ TTS



NİSAN AYLARI M. HAŞHAŞ FİYAT TRENDİ (TL)



KÜTLÜ PAMUK

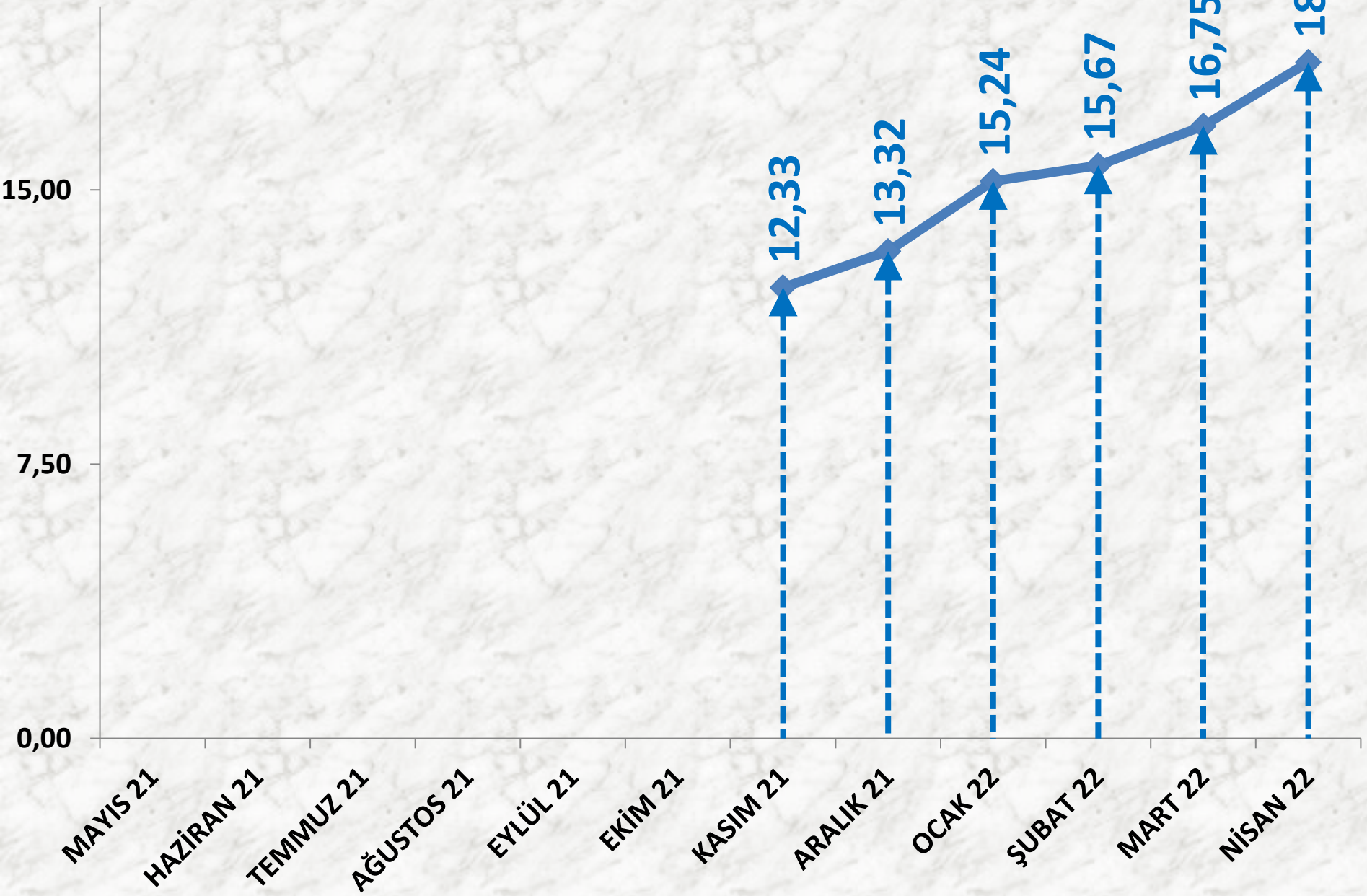
| İŞLEM MİKTARI (TON) | 2020 NİSAN | 2021 NİSAN | | 2022 NİSAN | |
|------------------------|------------|------------|---------|------------|---------|
| MTS | 88 TON | 341% | 390 TON | 98% | 772 TON |

| EN AZ FİYAT | 2020 NİSAN | 2021 NİSAN | | 2022 NİSAN | |
|-------------|------------|------------|---------|------------|----------|
| MTS | 3,40 TL | 67% | 5,67 TL | 217% | 18,00 TL |

| EN ÇOK FİYAT | 2020 NİSAN | 2021 NİSAN | | 2022 NİSAN | |
|--------------|------------|------------|---------|------------|----------|
| MTS | 4,20 TL | 38% | 5,80 TL | 219% | 18,50 TL |

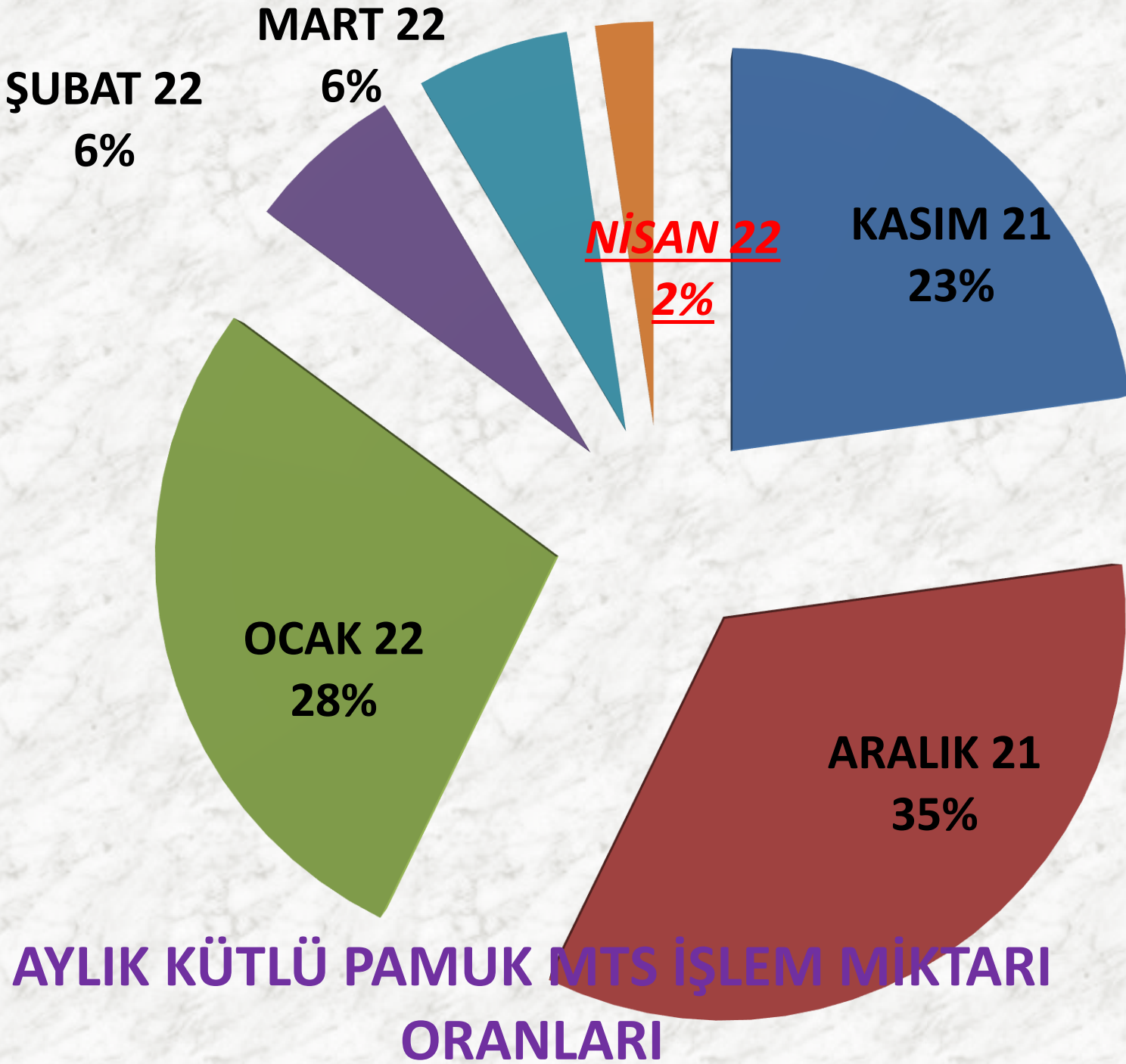
| ORTALAMA FİYAT | 2020 NİSAN | 2021 NİSAN | | 2022 NİSAN | |
|----------------|------------|------------|---------|------------|----------|
| MTS | 3,75 TL | 52% | 5,71 TL | 224% | 18,49 TL |

AYLIK KÜTLÜ PAMUK FİYAT TRENDİ (TL)

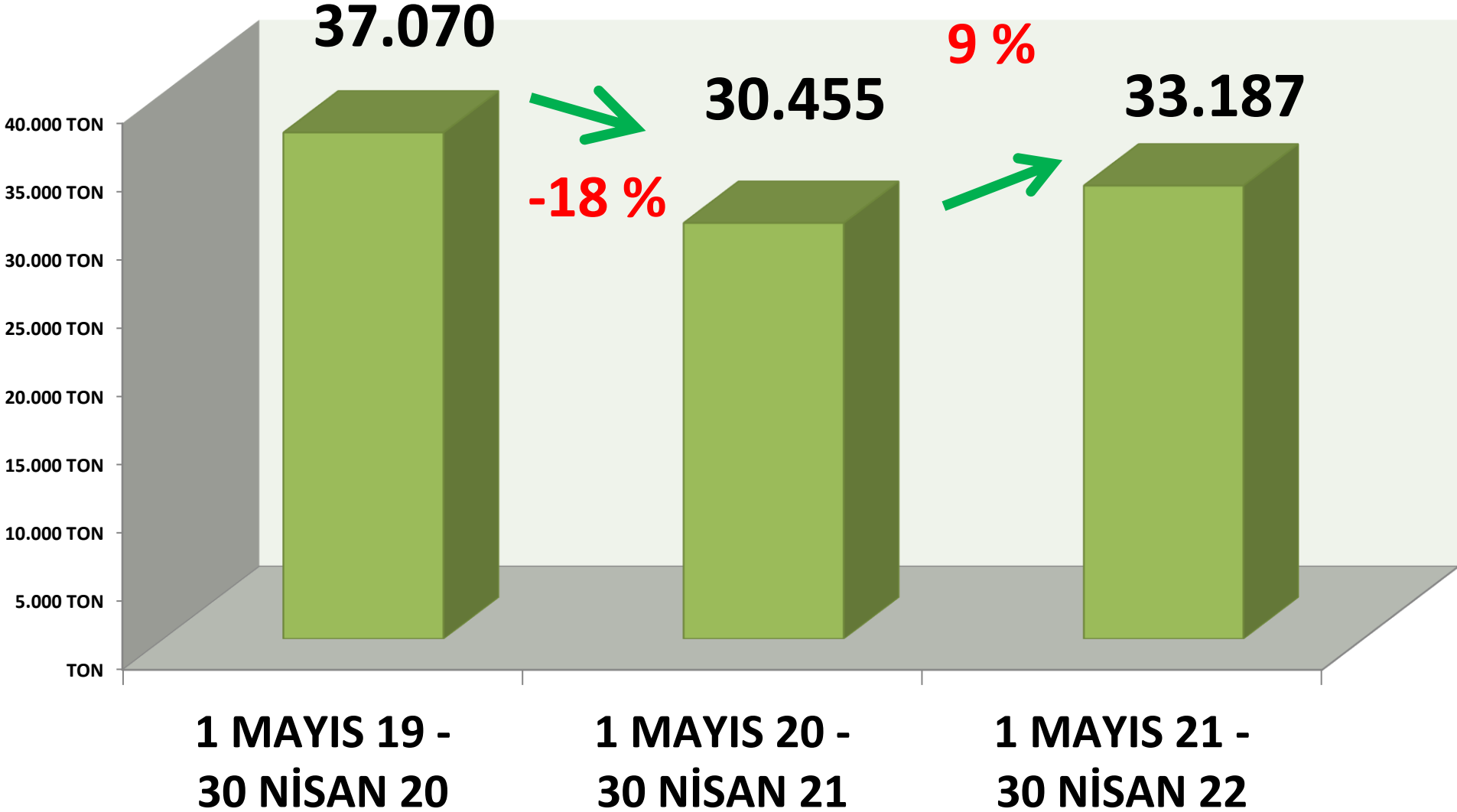


AYLIK KÜTLÜ PAMUK İŞLEM MİKTARI (TON)

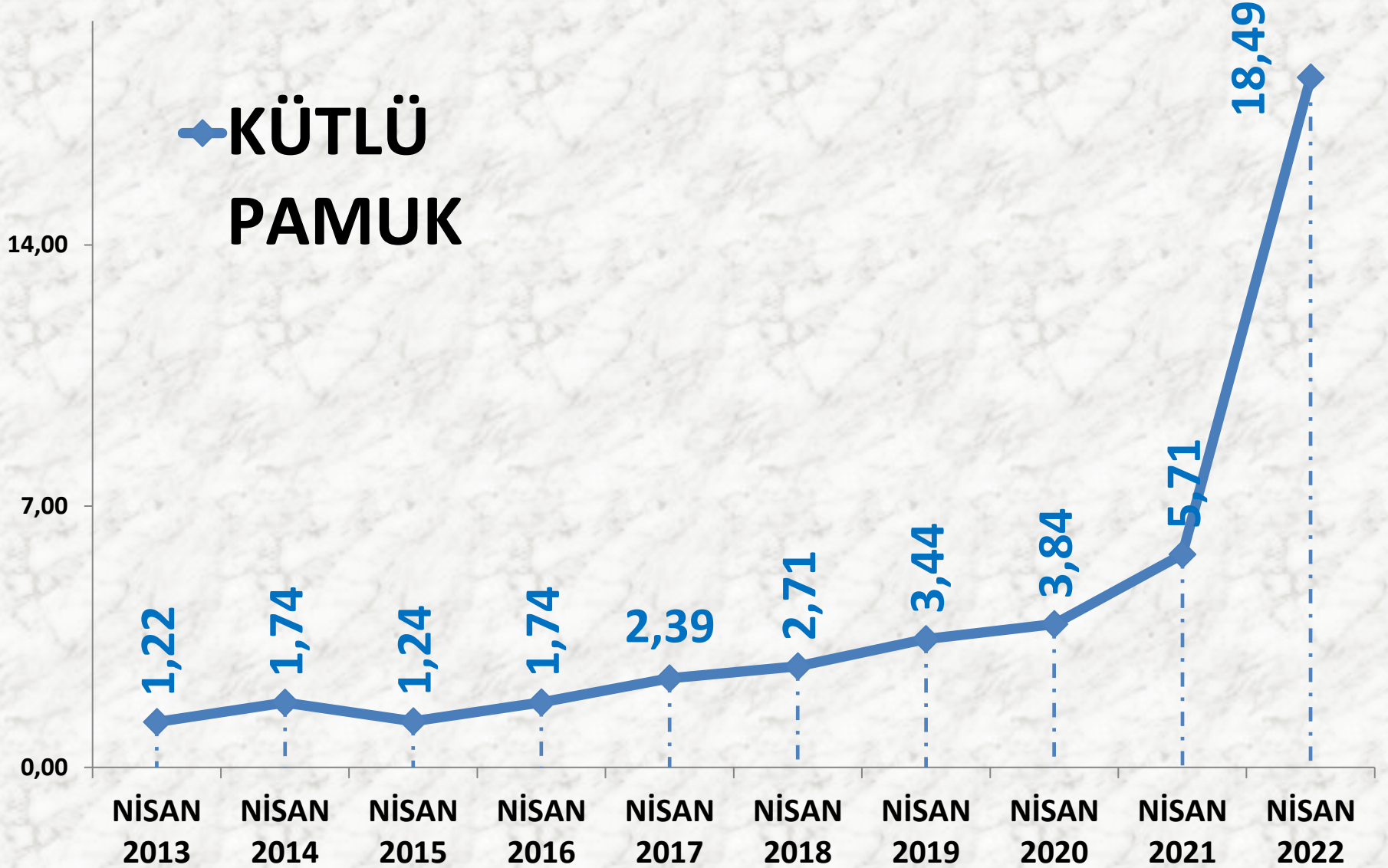




YILLIK TOPLAM KÜTLÜ PAMUK İŞLEM MİKTARI (TON)



NİSAN AYLARI K.PAMUK FİYAT TRENDİ (TL)



MAHLIÇ PAMUK

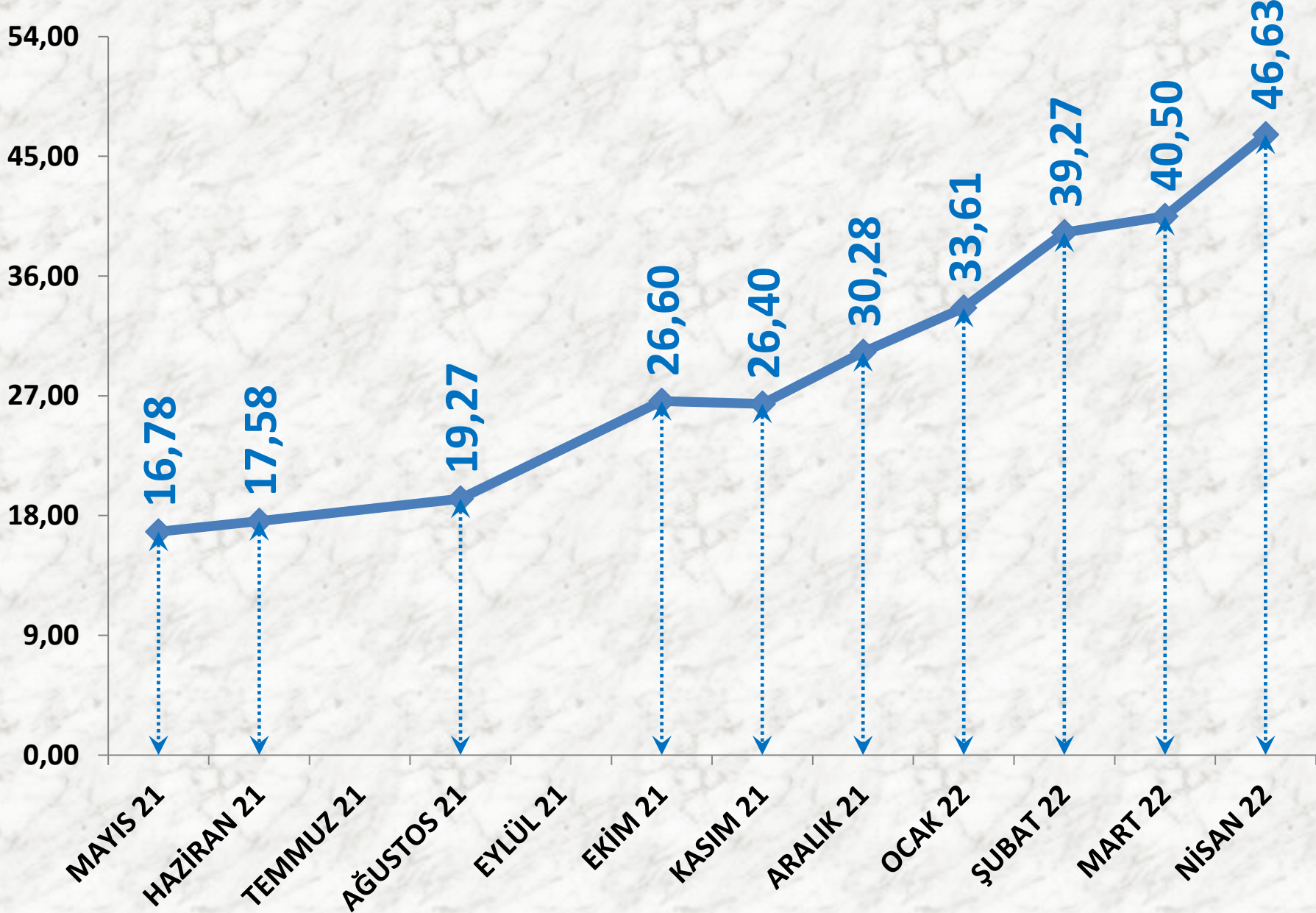
| İŞLEM MİKTARI (TON) | 2020 NİSAN | 2021 NİSAN | | 2022 NİSAN | |
|------------------------|------------|------------|---------|------------|---------|
| TTS | - | - | 434 TON | -25% | 324 TON |

| EN AZ FİYAT | 2020 NİSAN | 2021 NİSAN | | 2022 NİSAN | |
|-------------|------------|------------|----------|------------|----------|
| TTS | - | - | 16,10 TL | 164% | 42,50 TL |

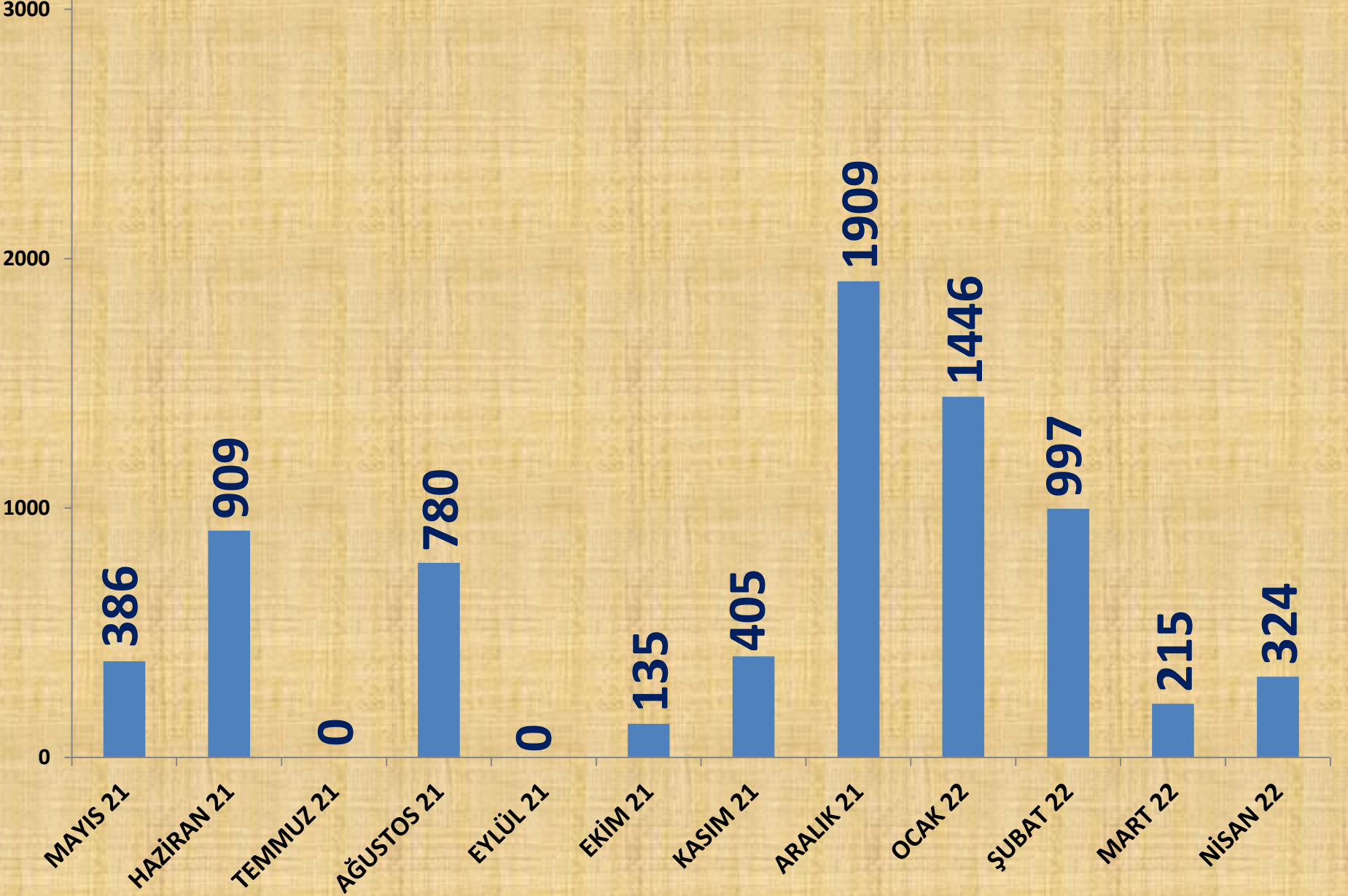
| EN ÇOK FİYAT | 2020 NİSAN | 2021 NİSAN | | 2022 NİSAN | |
|--------------|------------|------------|----------|------------|----------|
| TTS | - | - | 16,80 TL | 196% | 49,80 TL |

| ORTALAMA FİYAT | 2020 NİSAN | 2021 NİSAN | | 2022 NİSAN | |
|----------------|------------|------------|----------|------------|----------|
| TTS | - | - | 16,67 TL | 180% | 46,63 TL |

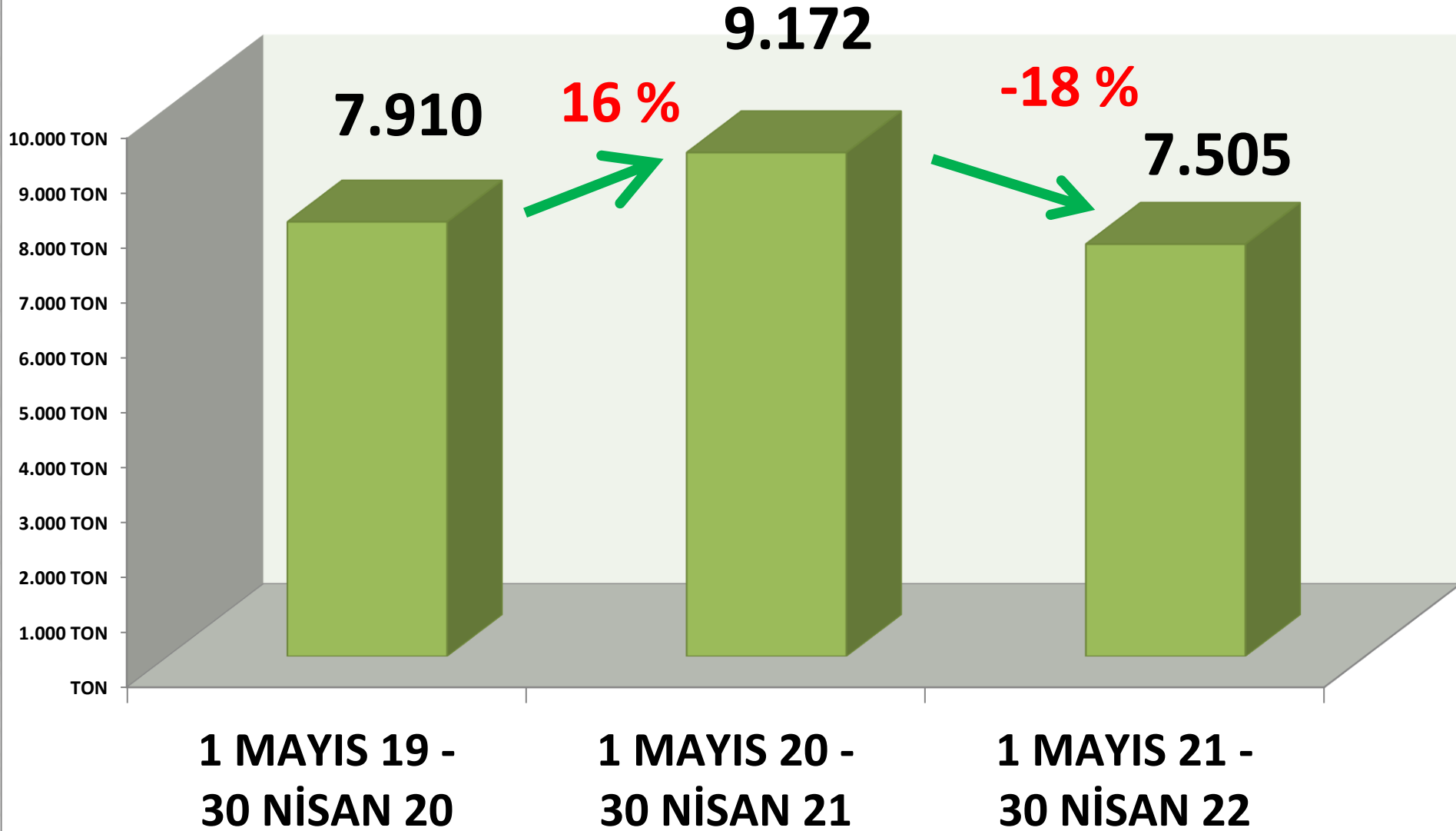
AYLIK MAHLIÇ PAMUK FİYAT TRENDİ (TL)



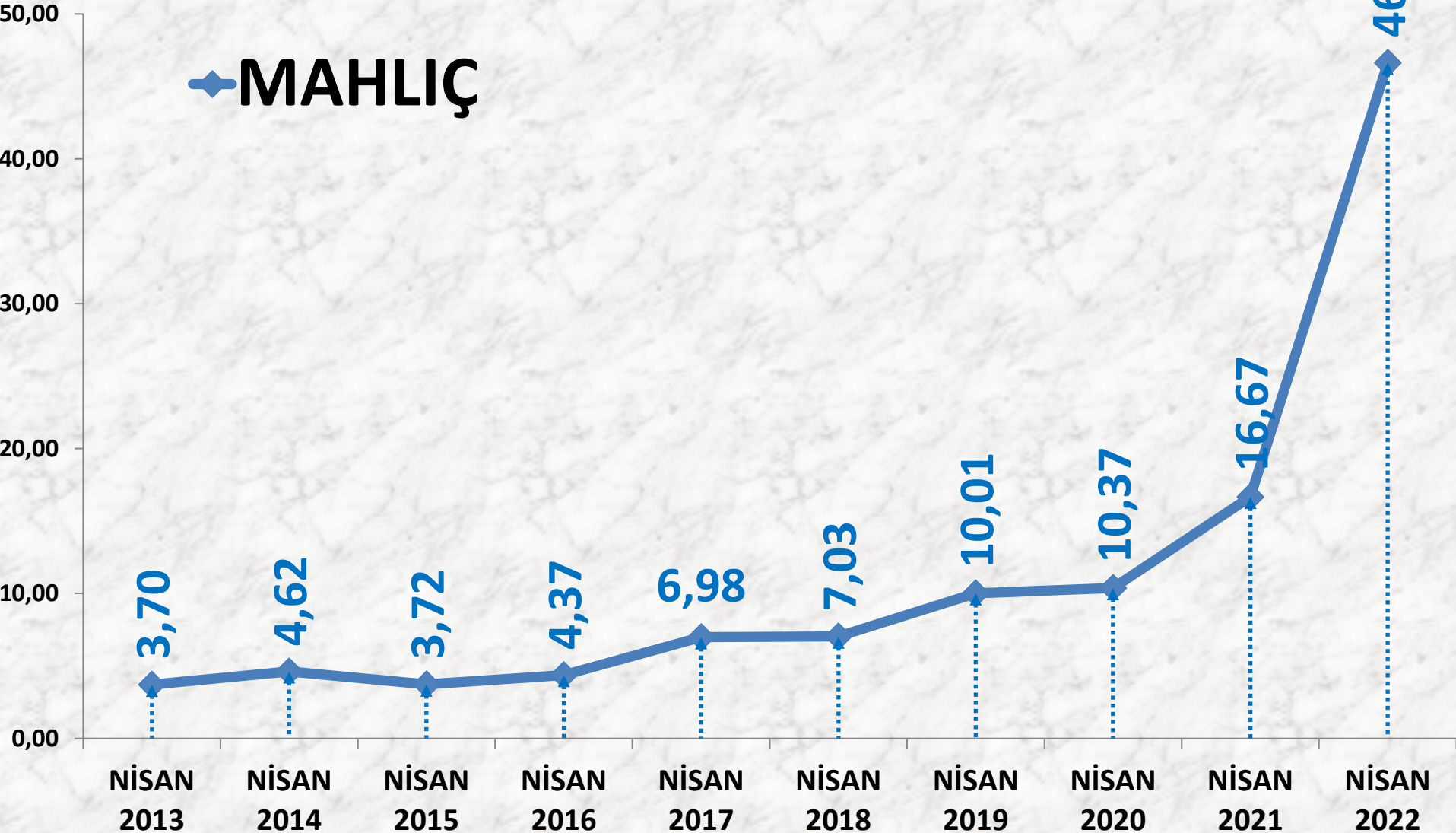
AYLIK MAHLIÇ PAMUK İŞLEM MİKTARI (TON)



YILLIK TOPLAM MAHLIÇ PAMUK İŞLEM MİKTARI (TON)



NİSAN AYLARI MAHLİÇ PAMUK FİYAT ORT. (TL)



KEKİK

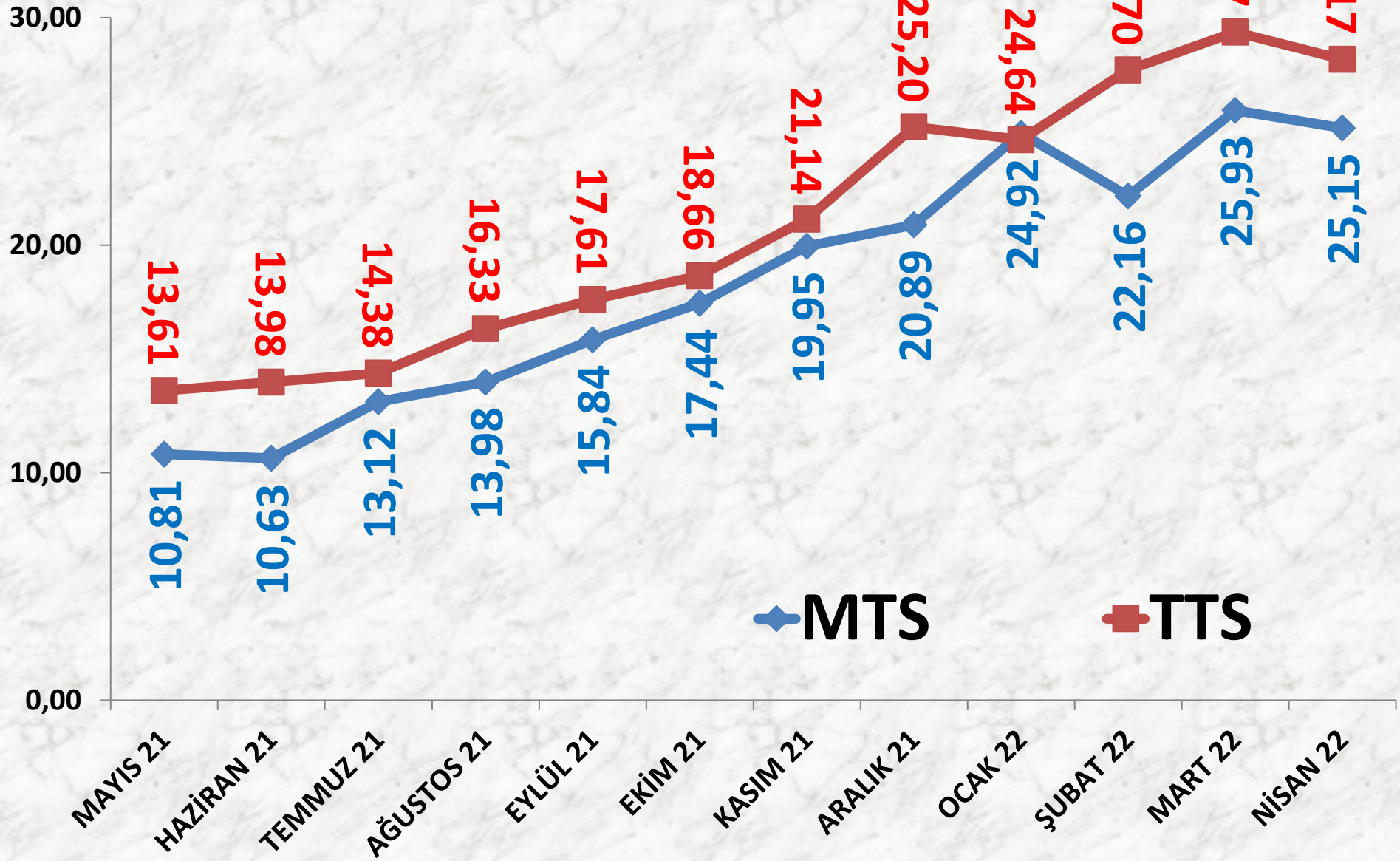
| İŞLEM HACMI (TON) | 2020 NİSAN | 2021 NİSAN | | 2022 NİSAN | |
|------------------------------|-------------------|-------------------|----------------|-------------------|----------------|
| <i>MTS</i> | 811 TON | -25% | 607 TON | -31% | 421 TON |
| <i>TTS</i> | 866 TON | -53% | 405 TON | -23% | 311 TON |

| EN AZ FİYAT | 2020 NİSAN | 2021 NİSAN | | 2022 NİSAN | |
|--------------------|-------------------|-------------------|----------------|-------------------|-----------------|
| <i>MTS</i> | 7,00 TL | 36% | 9,50 TL | 105% | 19,44 TL |
| <i>TTS</i> | 4,00 TL | 125% | 9,00 TL | 99% | 17,94 TL |

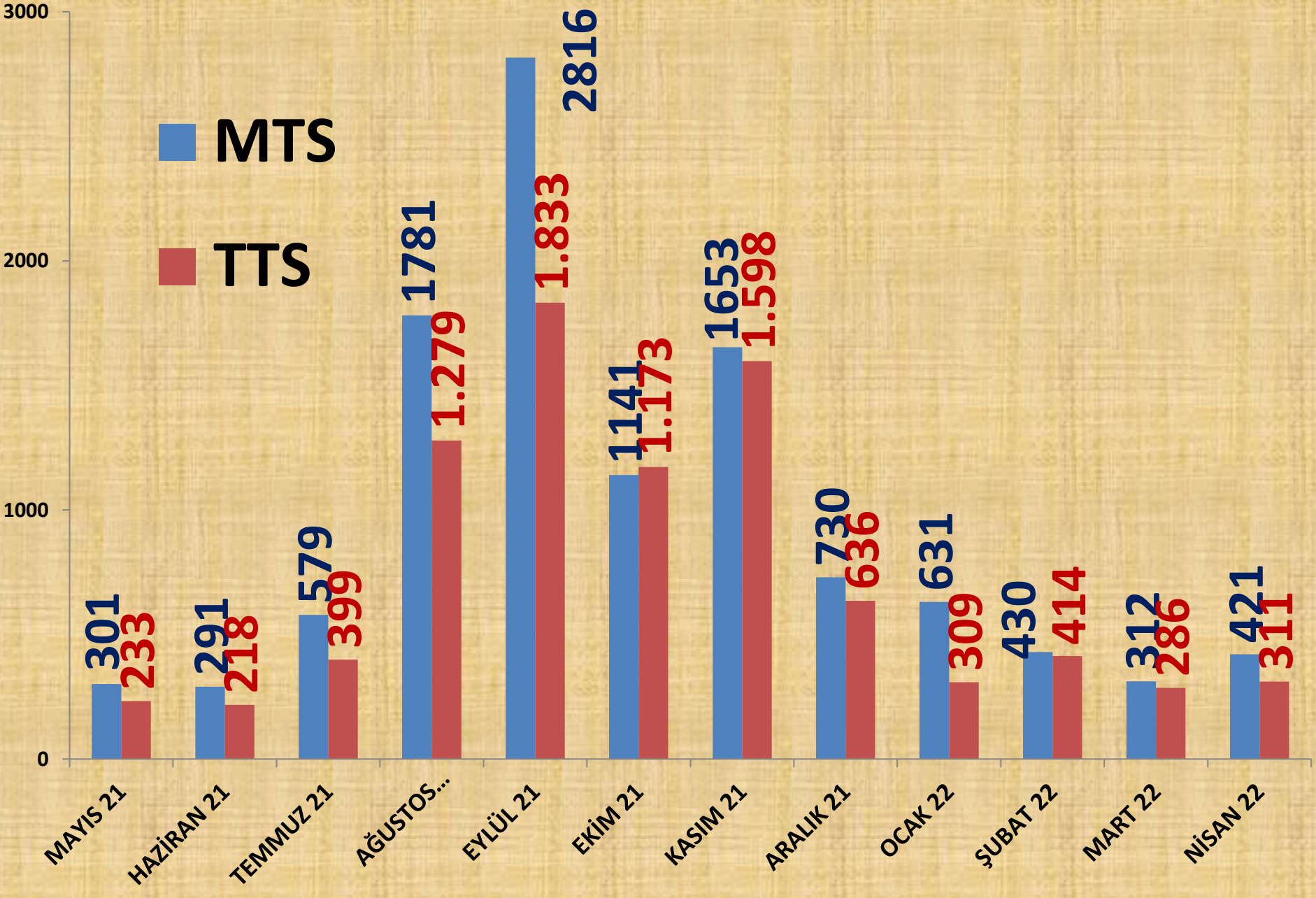
| EN ÇOK FİYAT | 2020 NİSAN | 2021 NİSAN | | 2022 NİSAN | |
|---------------------|-------------------|-------------------|-----------------|-------------------|-----------------|
| <i>MTS</i> | 9,90 TL | 40% | 13,87 TL | 105% | 28,38 TL |
| <i>TTS</i> | 24,00 TL | -4% | 23,00 TL | 96% | 45,00 TL |

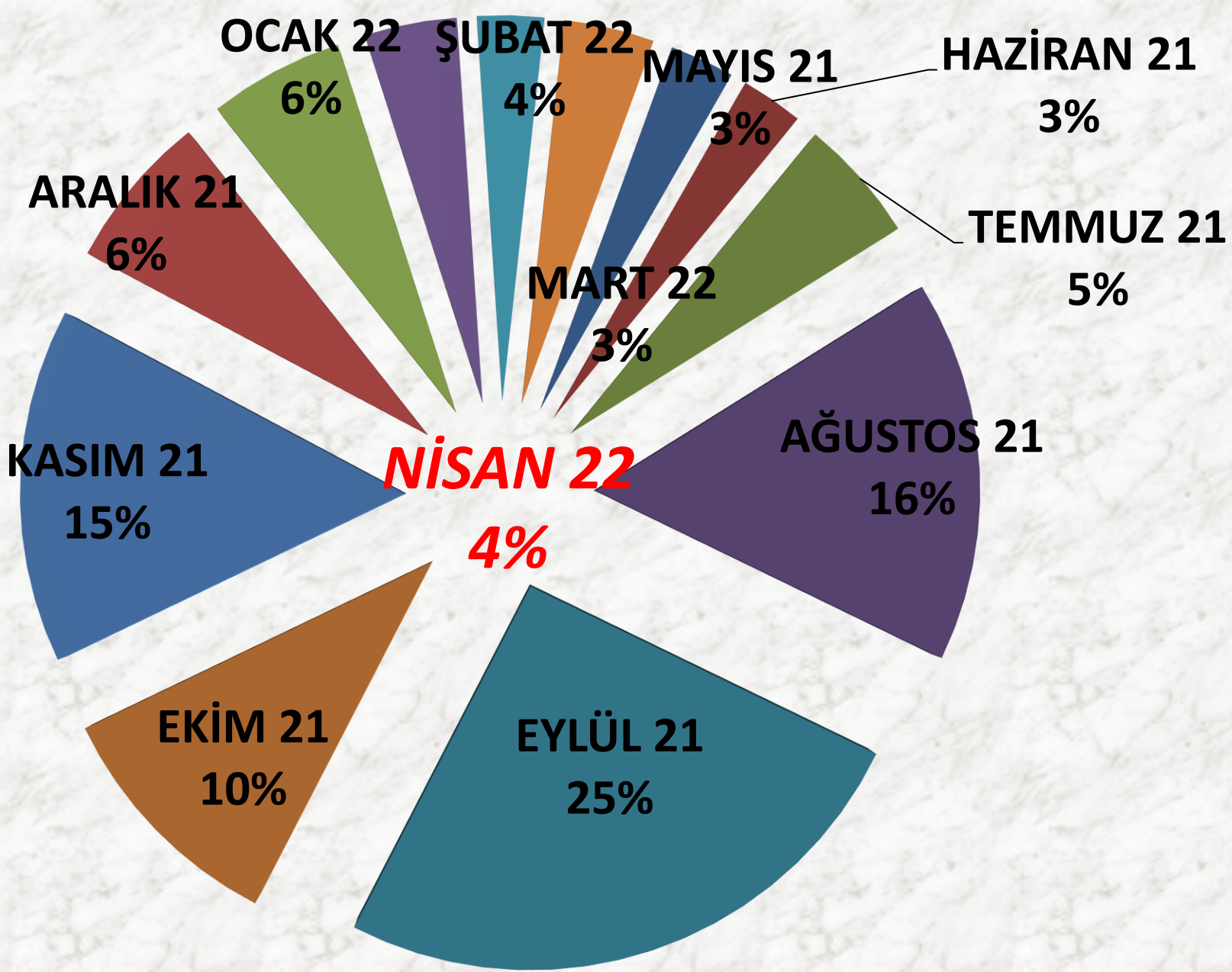
| ORT. FİYAT | 2020 NİSAN | 2021 NİSAN | | 2022 NİSAN | |
|-------------------|-------------------|-------------------|-----------------|-------------------|-----------------|
| <i>MTS</i> | 9,33 TL | 32% | 12,30 TL | 104% | 25,15 TL |
| <i>TTS</i> | 11,06 TL | 31% | 14,45 TL | 95% | 28,17 TL |

AYLIK KEKİK FİYAT TRENDİ (TL)



AYLIK KEKİK İŞLEM MİKTARI (TON)



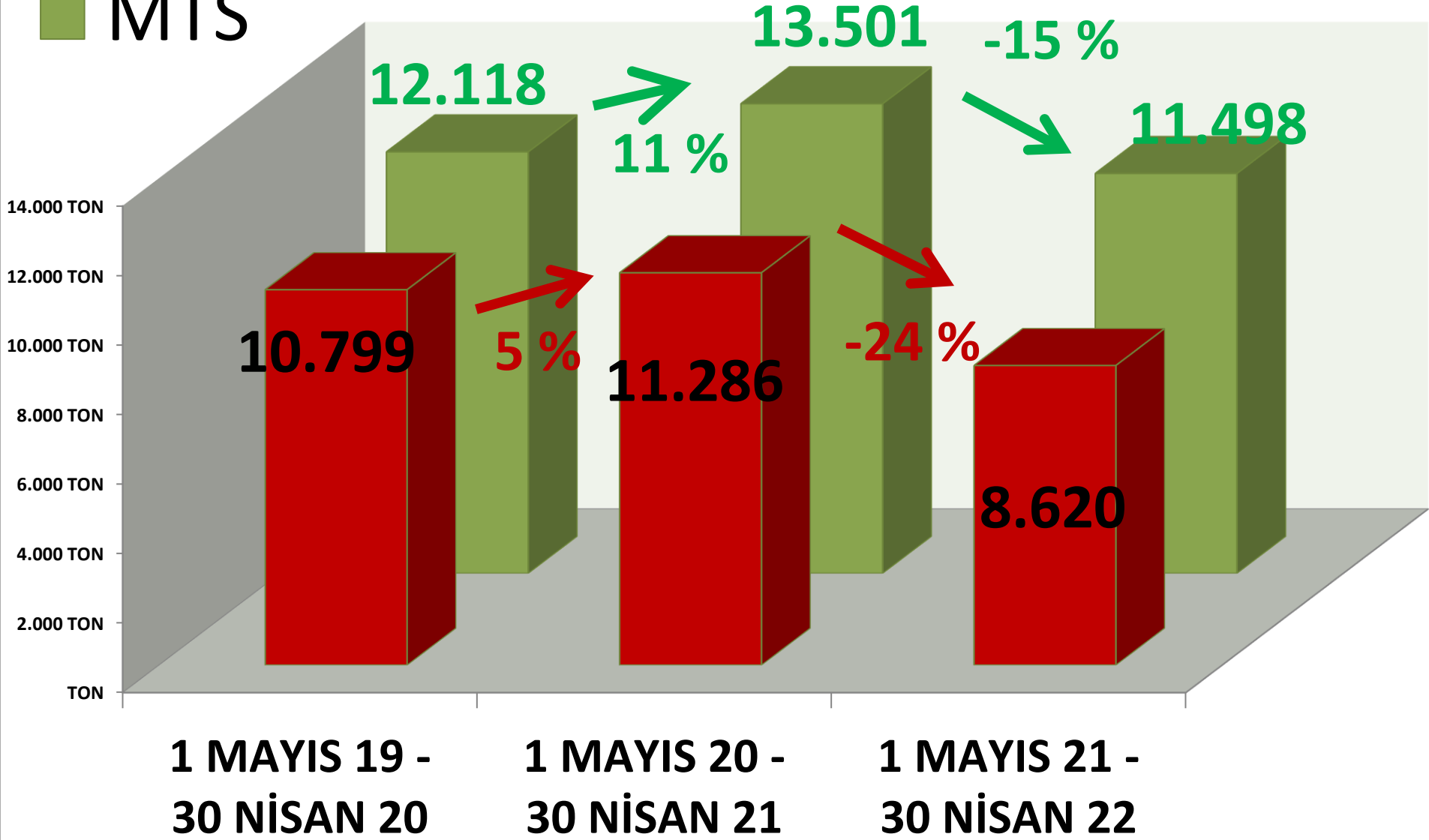


AYLIK KEKİK MTS İŞLEM MİKTARI ORANLARI

YILLIK TOPLAM KEKİK İŞLEM MİKTARI (TON)

■ TTS

■ MTS



ANASON

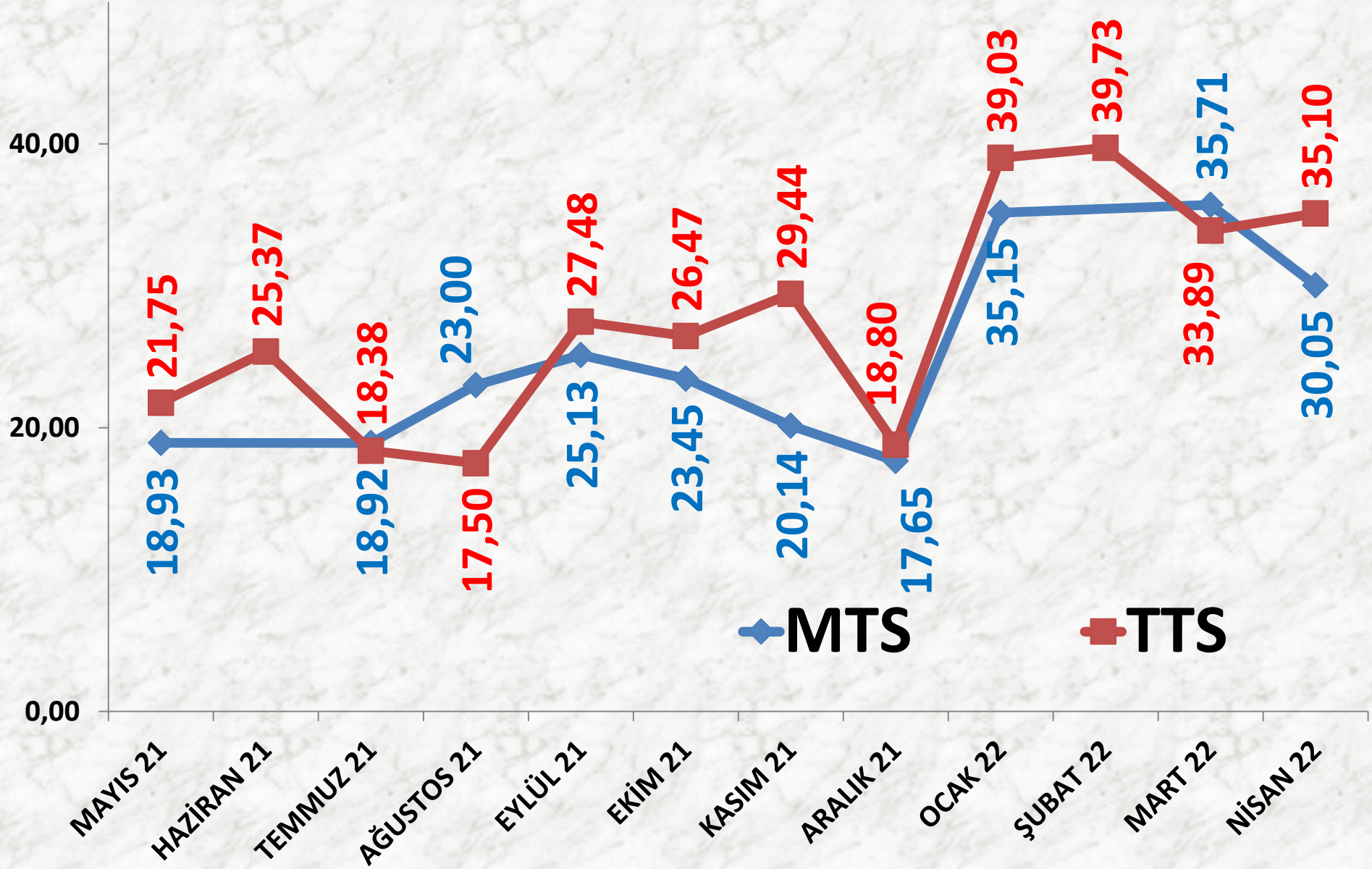
| İŞLEM MİKTARI (TON) | 2020 NİSAN | 2021 NİSAN | | 2022 NİSAN | |
|------------------------|------------|------------|---------|------------|--------|
| MTS | - | - | 10 TON | -9% | 9 TON |
| TTS | 10 TON | 1214% | 130 TON | -65% | 45 TON |

| EN AZ FİYAT | 2020 NİSAN | 2021 NİSAN | | 2022 NİSAN | |
|-------------|------------|------------|----------|------------|----------|
| MTS | - | - | 3,97 TL | 656% | 30,00 TL |
| TTS | 23,48 TL | -32% | 16,00 TL | 106% | 33,00 TL |

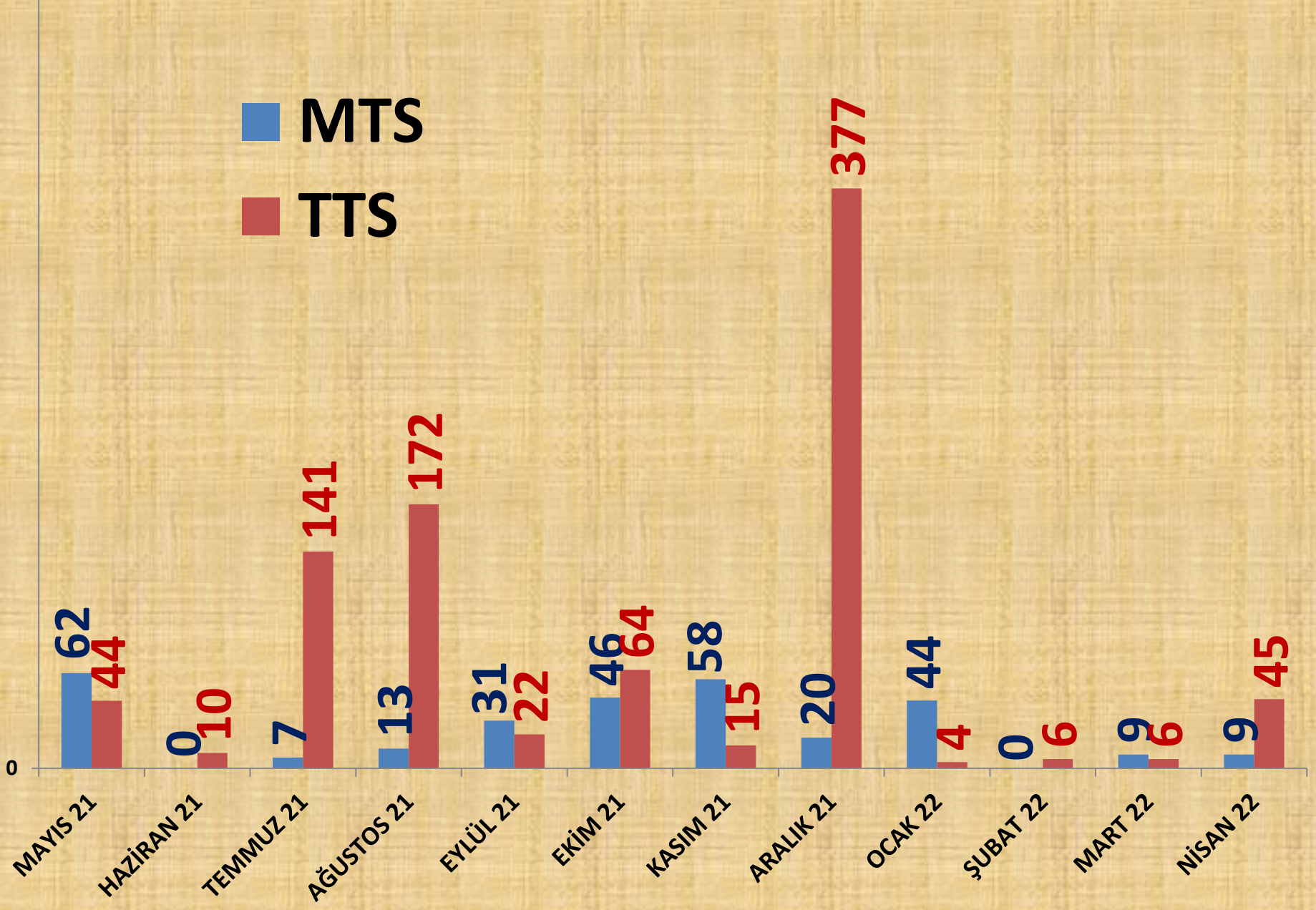
| EN ÇOK FİYAT | 2020 NİSAN | 2021 NİSAN | | 2022 NİSAN | |
|--------------|------------|------------|----------|------------|----------|
| MTS | - | - | 17,01 TL | 89% | 32,22 TL |
| TTS | 24,00 TL | 0% | 24,00 TL | 70% | 40,72 TL |

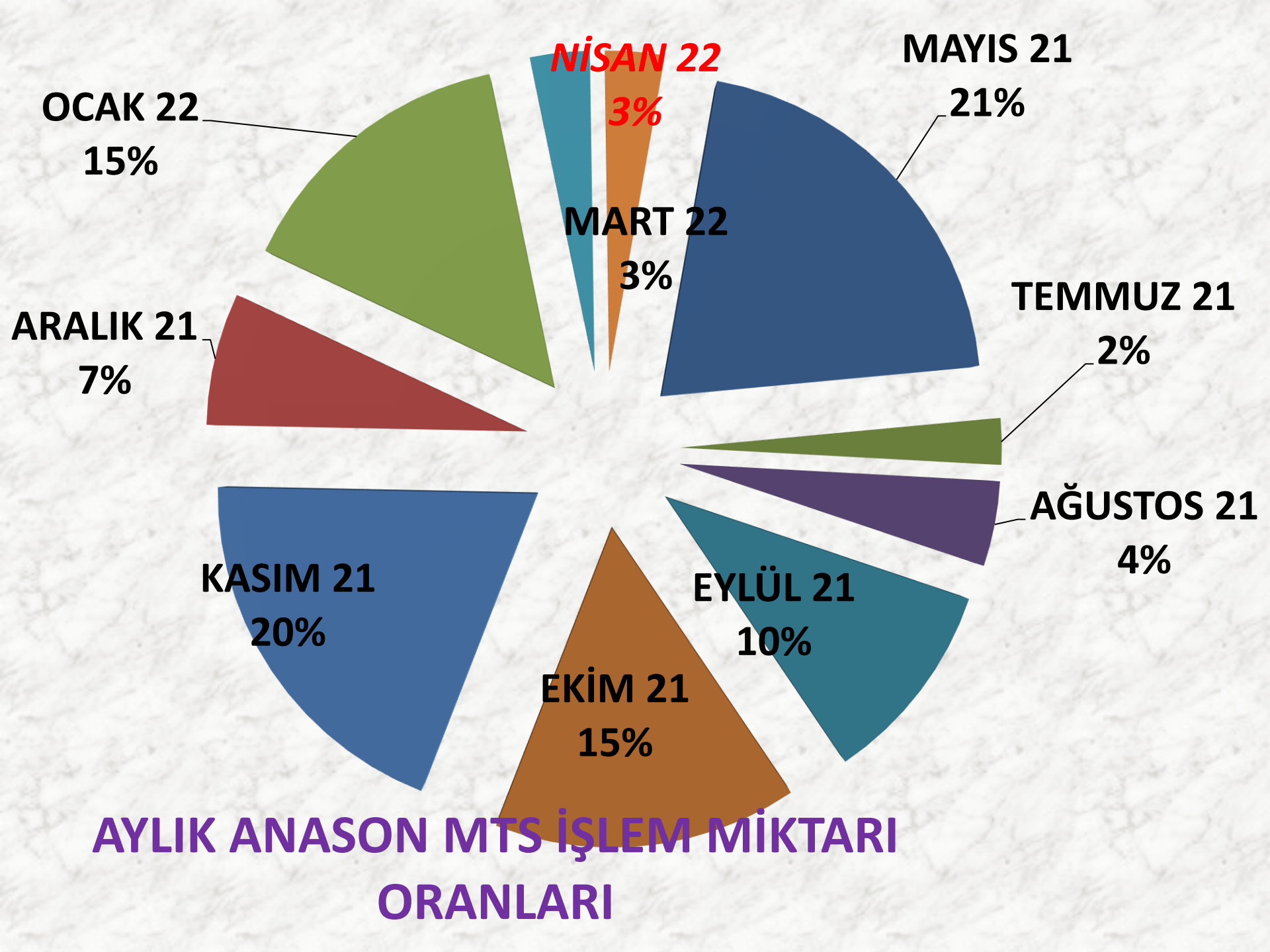
| ORT. FİYAT | 2020 NİSAN | 2021 NİSAN | | 2022 NİSAN | |
|------------|------------|------------|----------|------------|----------|
| MTS | - | - | 16,68 TL | 80% | 30,05 TL |
| TTS | 23,49 TL | -19% | 19,07 TL | 84% | 35,10 TL |

AYLIK ANASON FİYAT TRENDİ_(TL)



AYLIK ANASON İŞLEM MİKTARI (TON)

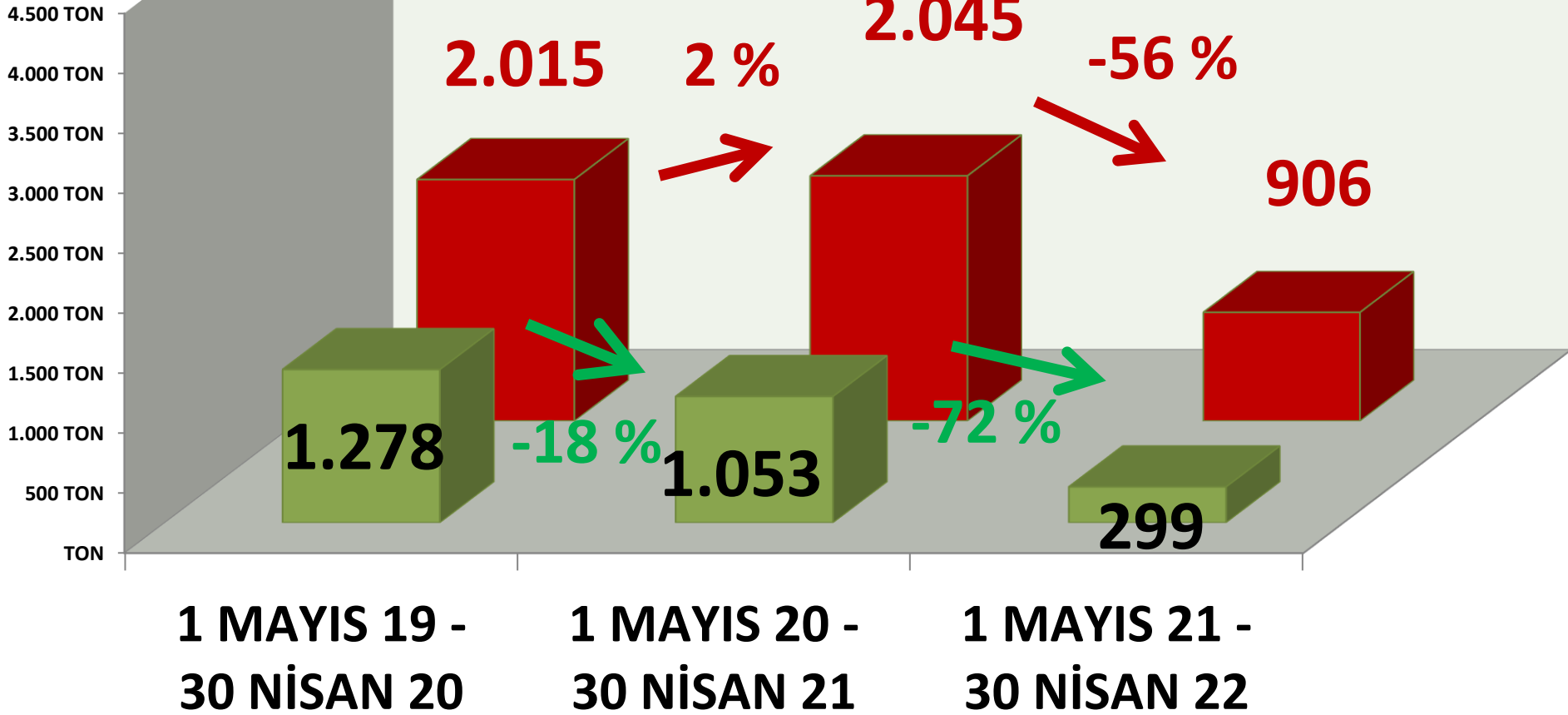




YILLIK TOPLAM ANASON İŞLEM MİKTARI (TON)

■ MTS

■ TTS



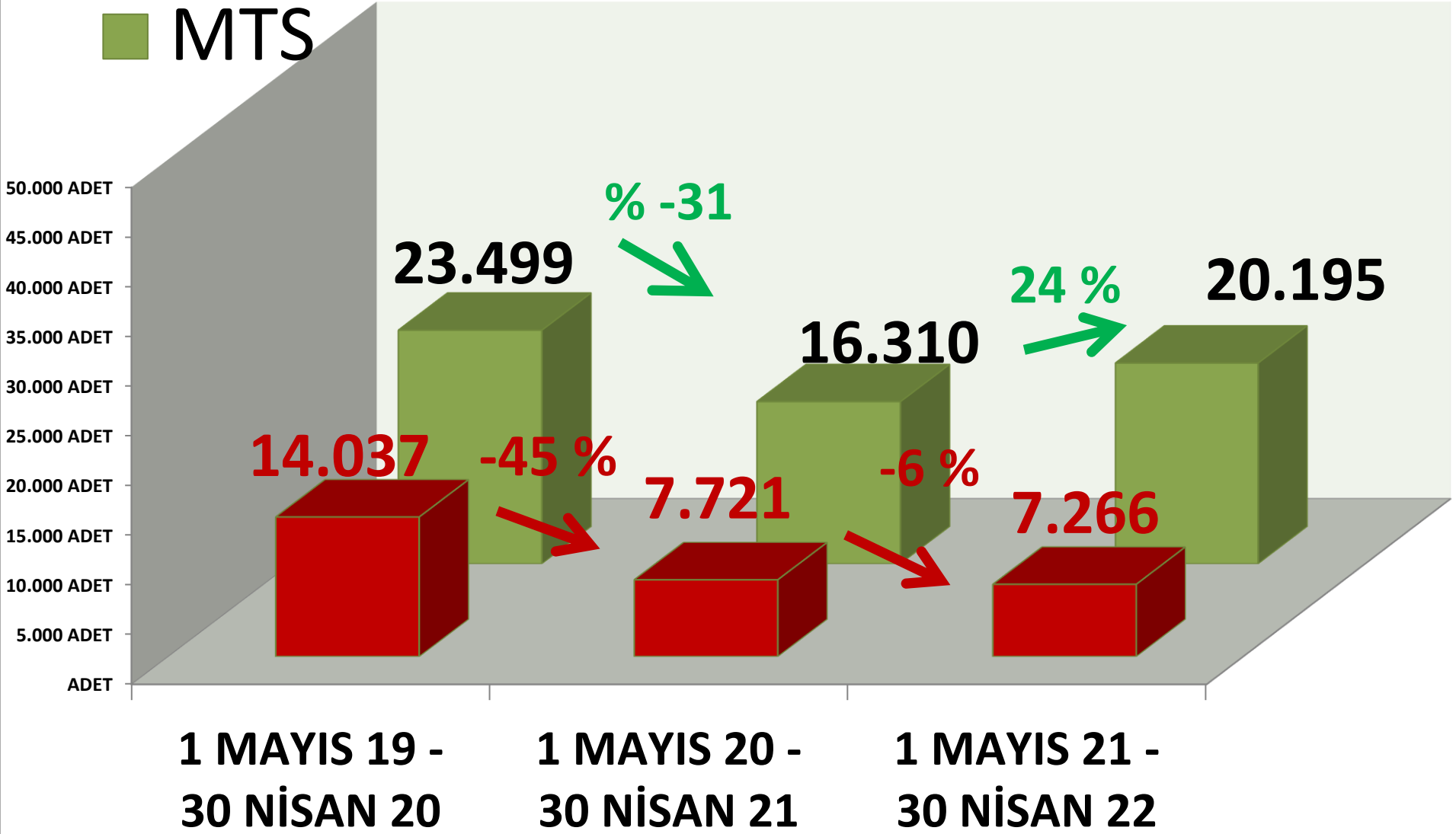
KASAPLIK CANLI HAYVAN

| BÜYÜKBAŞ (ADET) | 2020 NİSAN | 2021 NİSAN | | 2022 NİSAN | |
|--------------------|------------|------------|-----------|------------|-----------|
| MTS | 1173 ADET | 19% | 1398 ADET | 40% | 1961 ADET |
| TTS | 408 ADET | 30% | 531 ADET | 18% | 624 ADET |

| KÜÇÜKBAŞ (ADET) | 2020 NİSAN | 2021 NİSAN | | 2022 NİSAN | |
|--------------------|------------|------------|-----------|------------|-----------|
| MTS | 4129 ADET | -8% | 3788 ADET | 27% | 4800 ADET |
| TTS | 71 ADET | 1266% | 970 ADET | -37% | 608 ADET |

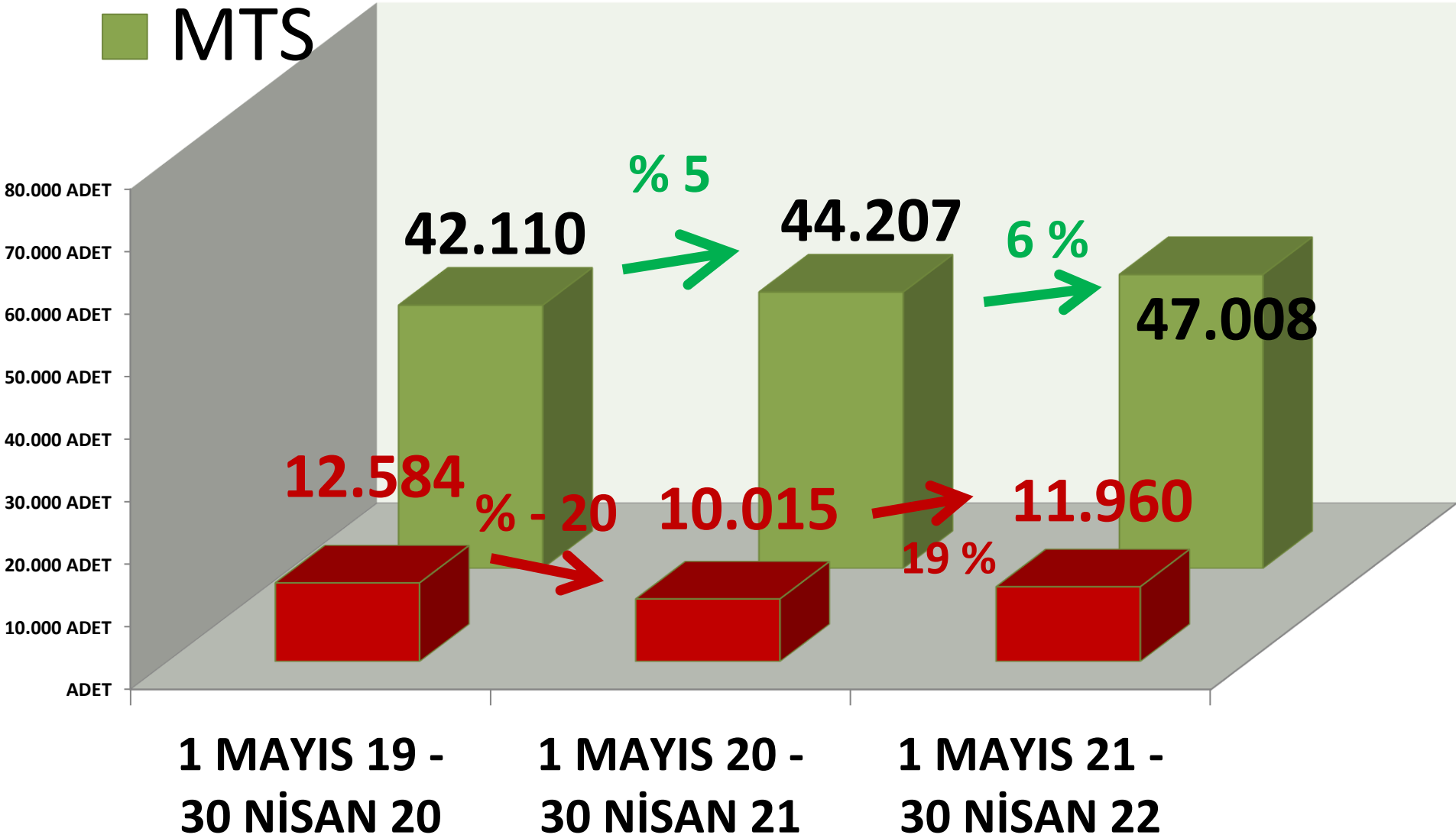
TTS YILLIK TOPLAM BÜYÜKBAŞ İŞLEM (ADET)

■ TTS
■ MTS



TTS YILLIK TOPLAM KÜÇÜKBAŞ İŞLEM_(ADET)

■ MTS





DINLEDİĞİNİZ İÇİN
TEŞEKKÜR EDERİM

RECEP MENGİ

