



# MAYIS 2022 TESCİL SUNUMU



# İŞLEM HACMİ VE TESCİL GELİRİ VERİLERİ

	2020 MAYIS		2021 MAYIS		2022 MAYIS
İŞLEM HACMİ	181 MİLYON TL	11%	201 MİLYON TL	64%	329 MİLYON TL
TESCİL GELİRİ	165.303 TL	14%	188.683 TL	69%	319.552 TL



**2021 MAYIS**

ÜRÜN GRUBU	Miktar(kg./lt/adet)	Tutar(TL)
BAKLİYAT VE MAMÜLLERİ	<b>249.750</b>	<b>1.542.561</b>
BITKİSEL YAĞLAR	<b>0</b>	<b>0</b>
KOTASYON DIŐI ÜRÜNLER	<b>33.488.958</b>	<b>109.216.727</b>
HAM DERİLER VE BAĞIRSAKLAR	<b>6.456</b>	<b>32.127</b>
HAYVANSAL YAĞLAR	<b>1.589</b>	<b>51.895</b>
HUBUBAT .	<b>9.270.124</b>	<b>18.091.961</b>
HUBUBAT MAMÜLLERİ	<b>134.555</b>	<b>350.255</b>
KASAPLIK CANLI HAYVANLAR	<b>5.762</b>	<b>20.702.223</b>
KURU MEYVELER	<b>1.246.876</b>	<b>11.516.070</b>
KÜSPELER	<b>76.920</b>	<b>134.610</b>
ORMAN MAHSÜLLERİ	<b>190.150</b>	<b>257.353</b>
TEKSTİL HAMMADDELERİ	<b>385.775</b>	<b>8.962.330</b>
YAĞLI TOHUMLAR	<b>2.916.952</b>	<b>29.831.071</b>
<b>TOPLAM</b>	<b>47.973.867</b>	<b>200.689.182</b>

## 2022 MAYIS

ÜRÜN GRUBU	Miktar(kg./lt/adet)	Tutar(TL)
BAKLİYAT VE MAMÜLLERİ	357.604	7.124.747
BİTKİSEL YAĞLAR	0	0
KOTASYON DIŐI ÜRÜNLER	32.455.705	194.915.309
HAM DERİLER VE BAĞIRSAKLAR	14.563	202.844
HAYVANSAL YAĞLAR	42	2.498
HUBUBAT .	3.271.290	10.810.171
HUBUBAT MAMÜLLERİ	127.300	649.473
KASAPLIK CANLI HAYVANLAR	9.724	46.631.852
KURU MEYVELER	600.505	13.212.965
KÜSPELER	0	0
ORMAN MAHSÜLLERİ	308.619	1.517.141
TEKSTİL HAMMADDELERİ	55.505	3.274.795
YAĞLI TOHUMLAR	3.774.706	50.228.979
<b>TOPLAM</b>	<b>40.975.562</b>	<b>328.570.774</b>

## 2021 -2022 MAYIS DEĞİŞİM

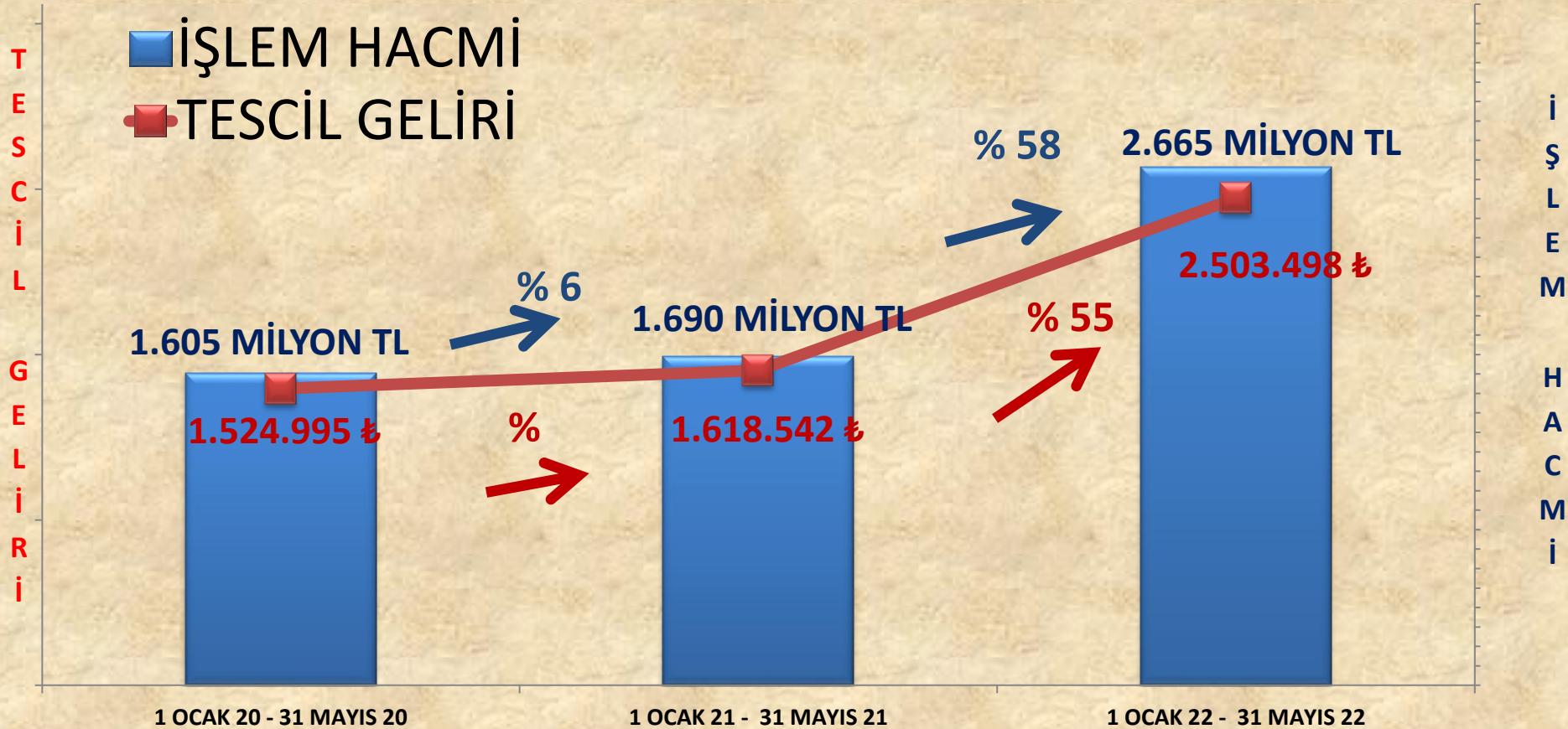
ÜRÜN GRUBU	Miktar(kg./lt/adet)	Tutar(TL)
BAKLİYAT VE MAMÜLLERİ	107.854	5.582.186
BİTKİSEL YAĞLAR	0	0
KOTASYON DIŞI ÜRÜNLER	-1.033.253	85.698.581
HAM DERİLER VE BAĞIRSAKLAR	8.107	170.718
HAYVANSAL YAĞLAR	-1.547	-49.397
HUBUBAT .	-5.998.834	-7.281.790
HUBUBAT MAMÜLLERİ	-7.255	299.218
KASAPLIK CANLI HAYVANLAR	3.962	25.929.629
KURU MEYVELER	-646.371	1.696.895
KÜSPELER	-76.920	-134.610
ORMAN MAHSÜLLERİ	118.469	1.259.788
TEKSTİL HAMMADDELERİ	-330.270	-5.687.535
YAĞLI TOHUMLAR	857.754	20.397.908
<b>TOPLAM</b>	<b>-6.998.305</b>	<b>127.881.591</b>

**2021 – 2022 MAYIS DEĞİŞİM ORANI**

ÜRÜN GRUBU	Miktar(kg./lt/adet)	Tutar(TL)
BAKLİYAT VE MAMÜLLERİ	<b>43%</b>	<b>362%</b>
BITKİSEL YAĞLAR	-	-
KOTASYON DIŞI ÜRÜNLER	<b>-3%</b>	<b>78%</b>
HAM DERİLER VE BAĞIRSAKLAR	<b>126%</b>	<b>531%</b>
HAYVANSAL YAĞLAR	<b>-97%</b>	<b>-95%</b>
HUBUBAT .	<b>-65%</b>	<b>-40%</b>
HUBUBAT MAMÜLLERİ	<b>-5%</b>	<b>85%</b>
KASAPLIK CANLI HAYVANLAR	<b>69%</b>	<b>125%</b>
KURU MEYVELER	<b>-52%</b>	<b>15%</b>
KÜSPELER	<b>-100%</b>	-
ORMAN MAHSÜLLERİ	<b>62%</b>	<b>490%</b>
TEKSTİL HAMMADDELERİ	<b>-86%</b>	<b>-63%</b>
YAĞLI TOHUMLAR	<b>29%</b>	<b>68%</b>
<b>TOPLAM</b>	<b>-15%</b>	<b>64%</b>

# İŞLEM HACMİ VE TESCİL GELİRİ VERİLERİ

	1 OCAK – 31 MAYIS 2020		1 OCAK – 31 MAYIS 2021		1 OCAK – 31 MAYIS 2022
İŞLEM HACMİ	1.605 MİLYON TL	5%	1.690 MİLYON TL	58%	2.665 MİLYON TL
TESCİL GELİRİ	1.524.995 TL	6%	1.618.542 TL	55%	2.503.498 TL



**1 OCAK – 31 MAYIS 2021**

	Miktar(kg./lt/adet)	Tutar(TL)
BAKLİYAT VE MAMÜLLERİ	<b>3.012.820</b>	<b>20.408.351</b>
BİTKİSEL YAĞLAR	<b>5.696</b>	<b>91.190</b>
KOTASYON DIŐI ÜRÜNLER	<b>420.420.169</b>	<b>977.411.396</b>
HAM DERİLER VE BAĞIRSAKLAR	<b>106.117</b>	<b>468.587</b>
HAYVANSAL YAĞLAR	<b>4.025</b>	<b>144.486</b>
HUBUBAT .	<b>42.783.629</b>	<b>78.838.519</b>
HUBUBAT MAMÜLLERİ	<b>1.087.645</b>	<b>2.406.605</b>
KASAPLIK CANLI HAYVANLAR	<b>28.617</b>	<b>104.108.688</b>
KURU MEYVELER	<b>10.997.562</b>	<b>126.806.637</b>
KÜSPELER	<b>216.000</b>	<b>339.120</b>
MEYVE ÇEKİRDEKLERİ	<b>55.888</b>	<b>193.345</b>
ORMAN MAHSÜLLERİ	<b>1.922.278</b>	<b>8.764.913</b>
TEKSTİL HAMMADDELERİ	<b>16.898.490</b>	<b>135.699.478</b>
YAĞLI TOHUMLAR	<b>22.355.392</b>	<b>234.462.779</b>
TOPLAM	<b>519.894.327</b>	<b>1.690.144.095</b>



**1 OCAK – 31 MAYIS 2022**

	Miktar(kg./lt/adet)	Tutar(TL)
BAKLİYAT VE MAMÜLLERİ	<b>2.024.940</b>	<b>32.733.591</b>
BİTKİSEL YAĞLAR	<b>4.250</b>	<b>151.990</b>
KOTASYON DIŐI ÜRÜNLER	<b>276.554.381</b>	<b>1.409.150.561</b>
HAM DERİLER VE BAĞIRSAKLAR	<b>124.246</b>	<b>1.452.233</b>
HAYVANSAL YAĞLAR	<b>2.119</b>	<b>108.219</b>
HUBUBAT .	<b>35.018.268</b>	<b>130.469.214</b>
HUBUBAT MAMÜLLERİ	<b>618.905</b>	<b>2.615.748</b>
KASAPLIK CANLI HAYVANLAR	<b>37.652</b>	<b>200.263.329</b>
KURU MEYVELER	<b>5.710.019</b>	<b>124.245.463</b>
KÜSPELER	<b>0</b>	<b>0</b>
MEYVE ÇEKİRDEKLERİ	<b>500</b>	<b>15.939</b>
ORMAN MAHSÜLLERİ	<b>2.048.626</b>	<b>13.702.539</b>
TEKSTİL HAMMADDELERİ	<b>17.307.255</b>	<b>361.236.257</b>
YAĞLI TOHUMLAR	<b>31.465.563</b>	<b>389.100.074</b>
TOPLAM	<b>370.916.724</b>	<b>2.665.245.158</b>

# 1 OCAK – 31 MAYIS 21 /22 DEĞİŞİM

	Miktar(kg./lt/adet)	Tutar(TL)
BAKLİYAT VE MAMÜLLERİ	-987.880	12.325.240
BİTKİSEL YAĞLAR	-1.446	60.800
KOTASYON DIŞI ÜRÜNLER	-143.865.787	431.739.166
HAM DERİLER VE BAĞIRSAKLAR	18.129	983.646
HAYVANSAL YAĞLAR	-1.906	-36.266
HUBUBAT	-7.765.361	51.630.695
HUBUBAT MAMÜLLERİ	-468.740	209.143
KASAPLIK CANLI HAYVANLAR	9.035	96.154.641
KURU MEYVELER	-5.287.544	-2.561.174
KÜSPELER	-216.000	-339.120
MEYVE ÇEKİRDEKLERİ	-55.388	-177.406
ORMAN MAHSÜLLERİ	126.348	4.937.626
TEKSTİL HAMMADDELERİ	408.765	225.536.779
YAĞLI TOHUMLAR	9.110.172	154.637.295
TOPLAM	<b>-148.977.603</b>	<b>975.101.063</b>

# 1 OCAK – 31 MAYIS 22 % DEĞİŞİM

	Miktar(kg./lt/adet)	Tutar(TL)
BAKLİYAT VE MAMÜLLERİ	<b>-33%</b>	<b>60%</b>
BİTKİSEL YAĞLAR	<b>-25%</b>	<b>67%</b>
KOTASYON DIŞI ÜRÜNLER	<b>-34%</b>	<b>44%</b>
HAM DERİLER VE BAĞIRSAKLAR	<b>17%</b>	<b>210%</b>
HAYVANSAL YAĞLAR	<b>-47%</b>	<b>-25%</b>
HUBUBAT .	<b>-18%</b>	<b>65%</b>
HUBUBAT MAMÜLLERİ	<b>-43%</b>	<b>9%</b>
KASAPLIK CANLI HAYVANLAR	<b>32%</b>	<b>92%</b>
KURU MEYVELER	<b>-48%</b>	<b>-2%</b>
KÜSPELER	<b>-100%</b>	<b>-</b>
MEYVE ÇEKİRDEKLERİ	<b>-99%</b>	<b>-92%</b>
ORMAN MAHSÜLLERİ	<b>7%</b>	<b>56%</b>
TEKSTİL HAMMADDELERİ	<b>2%</b>	<b>166%</b>
YAĞLI TOHUMLAR	<b>41%</b>	<b>66%</b>
TOPLAM	<b>-29%</b>	<b>58%</b>

# ARPA

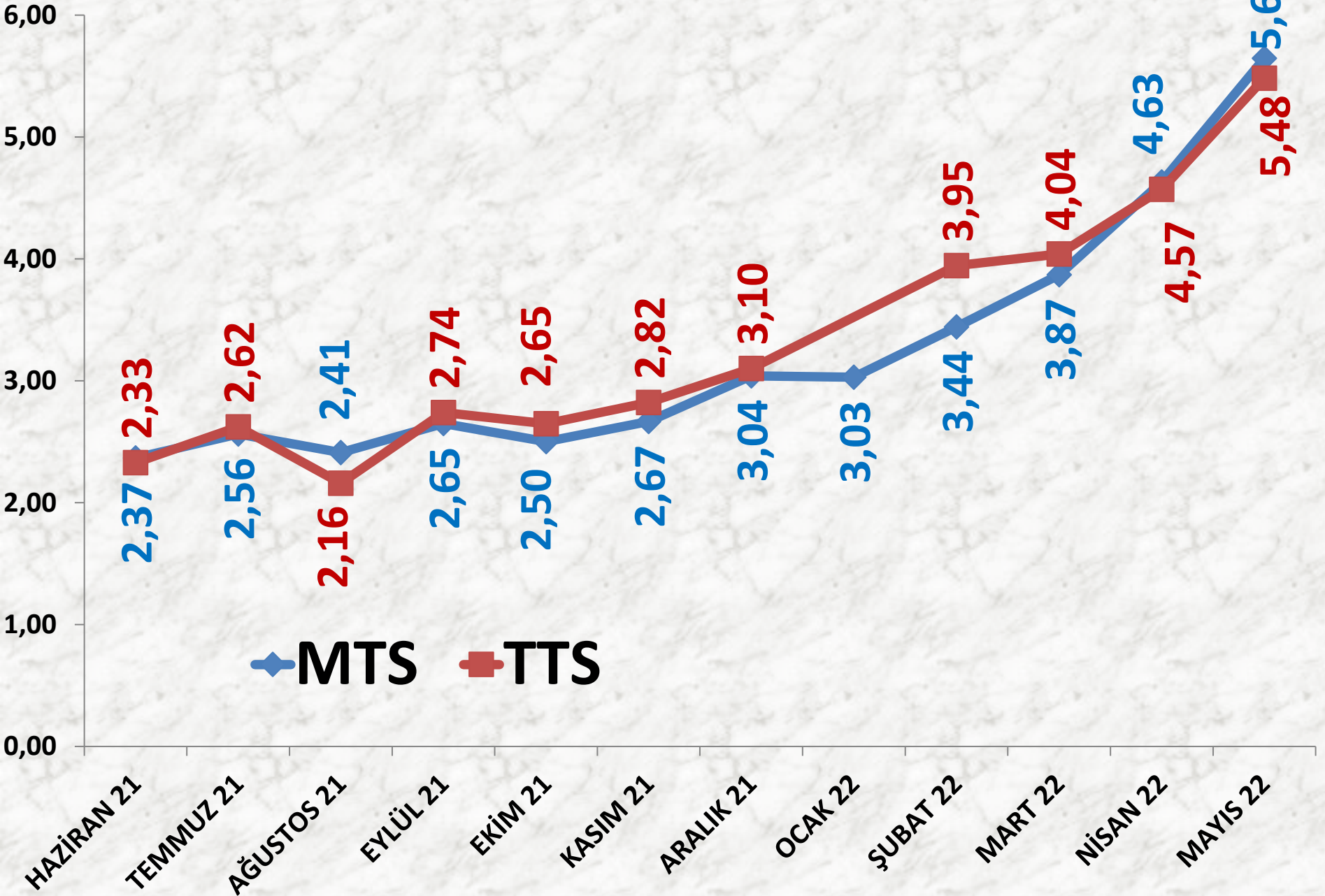
<b>İŞLEM HACMI (TON)</b>	<b>2020 MAYIS</b>	<b>2021 MAYIS</b>		<b>2022 MAYIS</b>	
<i>MTS</i>	203 TON	-100%	0	-	13 TON
<i>TTS</i>	505 TON	-100%	0	-	1.851 TON

<b>EN AZ FİYAT</b>	<b>2020 MAYIS</b>	<b>2021 MAYIS</b>		<b>2022 MAYIS</b>	
MTS	1,20 TL	-	-	-	5,65 TL
TTS	1,20 TL	-	-	-	5,40 TL

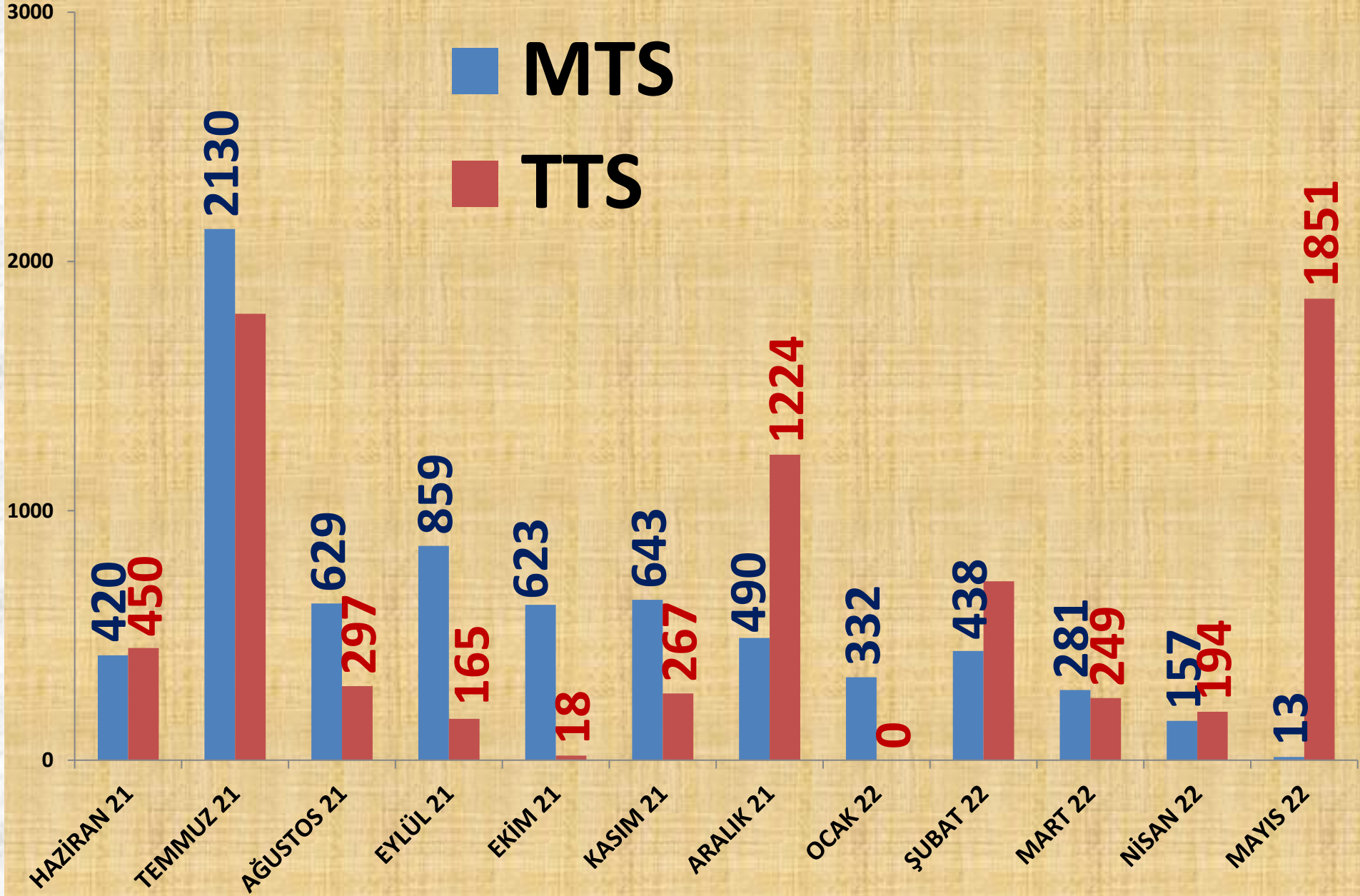
<b>EN ÇOK FİYAT</b>	<b>2020 MAYIS</b>	<b>2021 MAYIS</b>		<b>2022 MAYIS</b>	
MTS	1,38 TL	-	-	-	5,65 TL
TTS	1,40 TL	-	-	-	5,49 TL

<b>ORT. FİYAT</b>	<b>2020 MAYIS</b>	<b>2021 MAYIS</b>		<b>2022 MAYIS</b>	
MTS	1,34 TL	-	-	-	5,65 TL
TTS	1,38 TL	-	-	-	5,48 TL

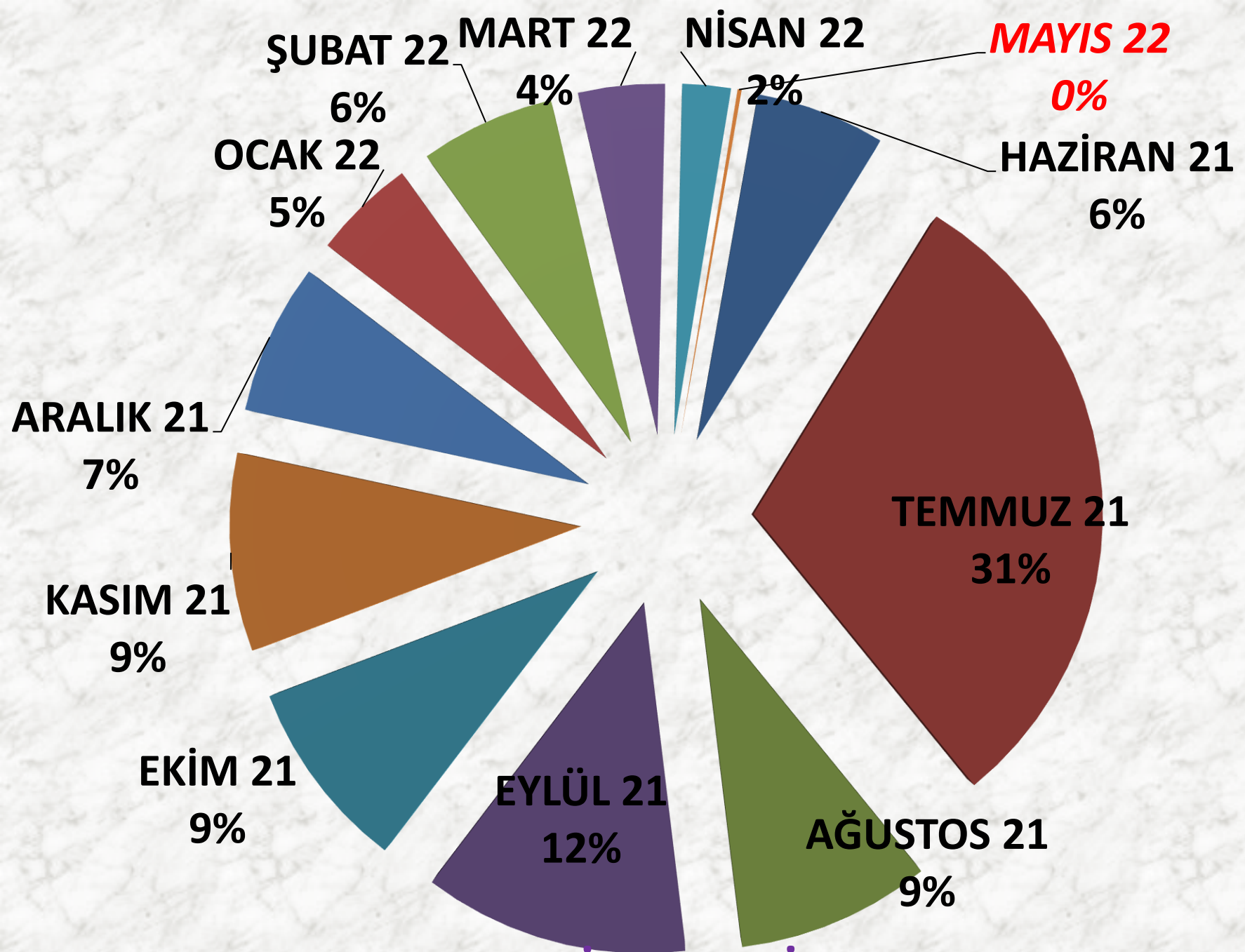
# AYLIK ARPA FİYAT TRENDİ (TL)



# AYLIK ARPA İŞLEM MİKTARI (TON)



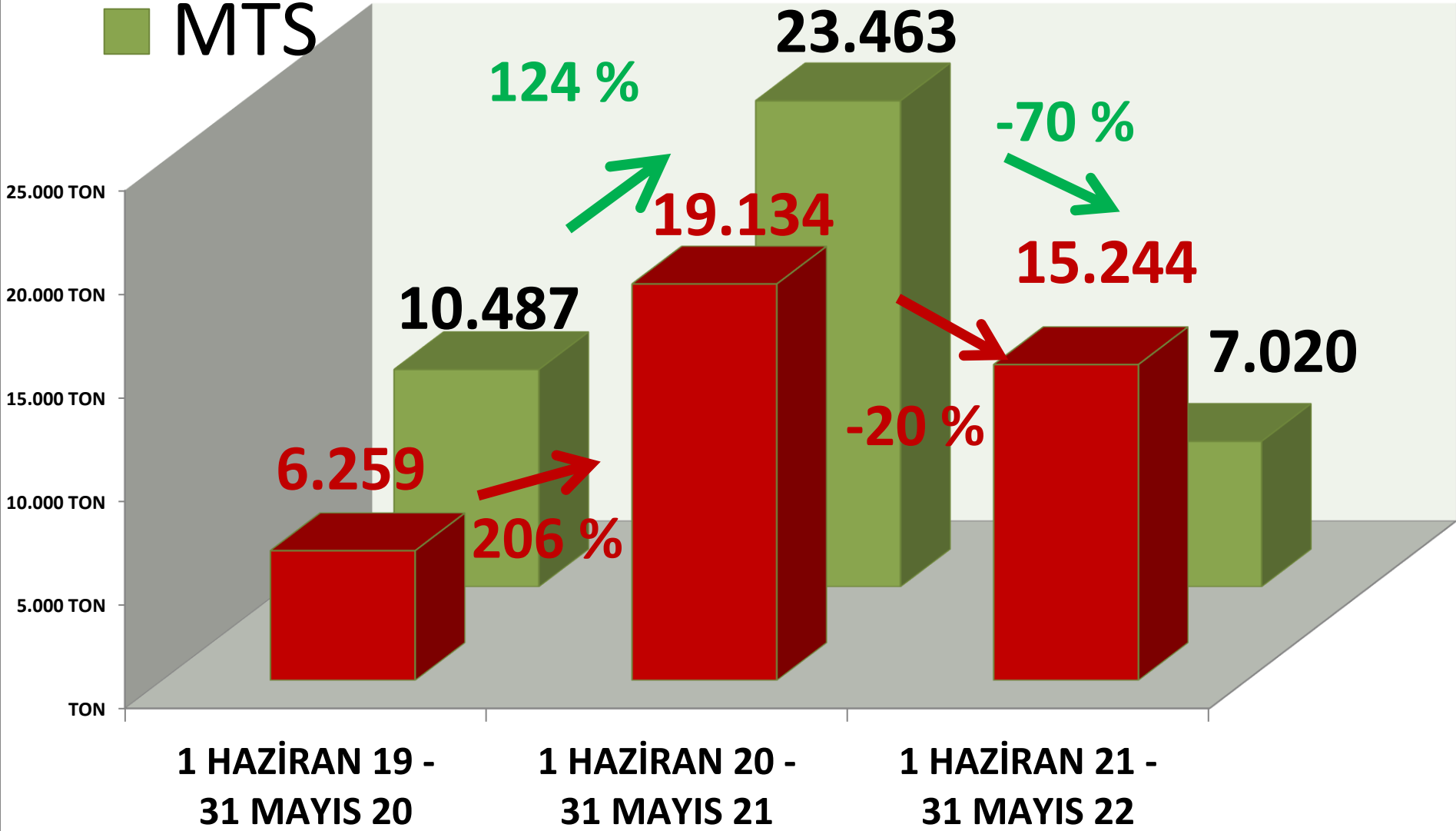
# AYLIK ARPA MTS İŞLEM MİKTARI ORANLARI



■ TTS

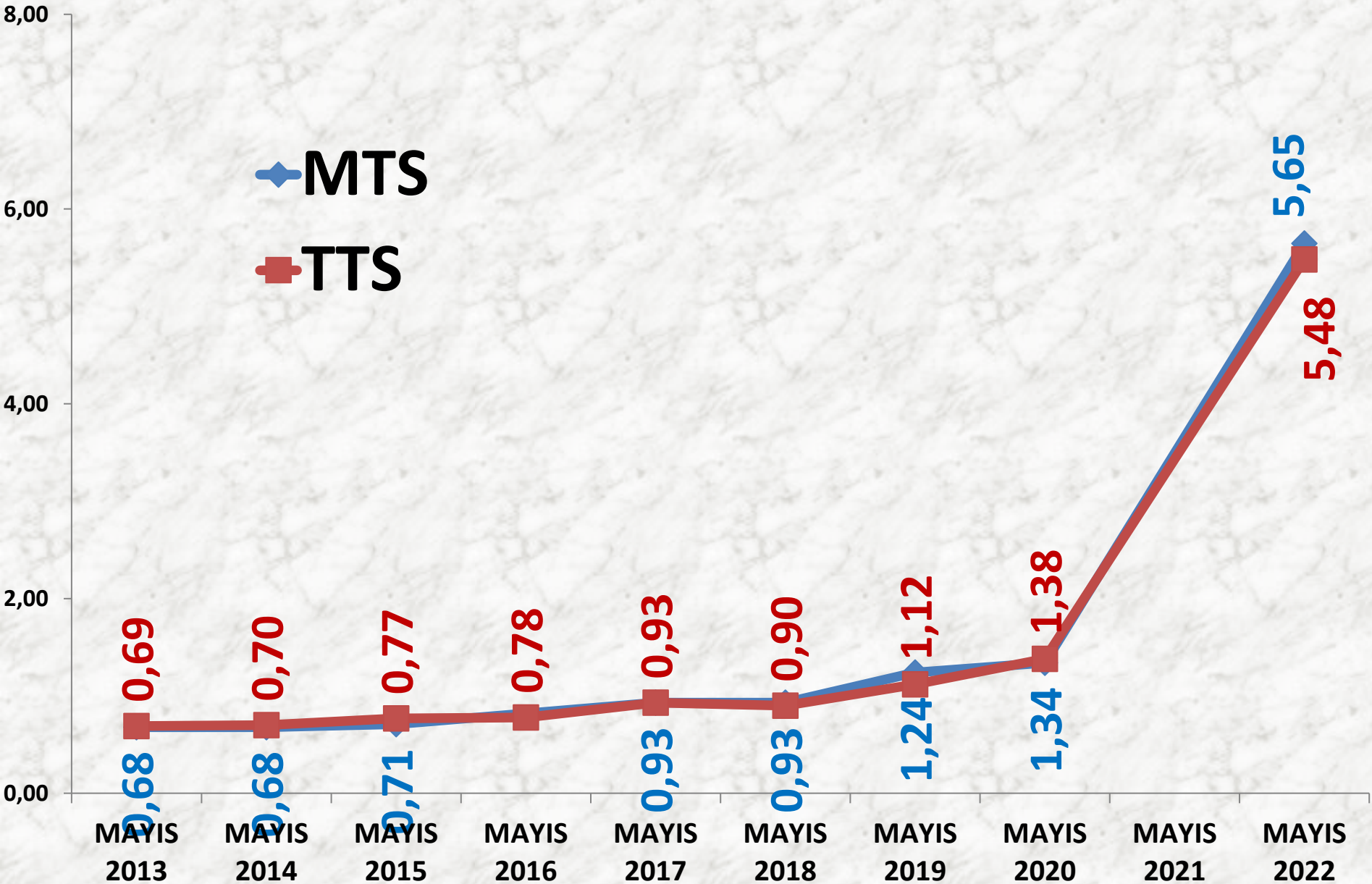
# YILLIK ARPA İŞLEM MİKTARI (TON)

■ MTS





# MAYIS AYLARI ARPA FİYAT TRENDİ (TL)



# BUĞDAY

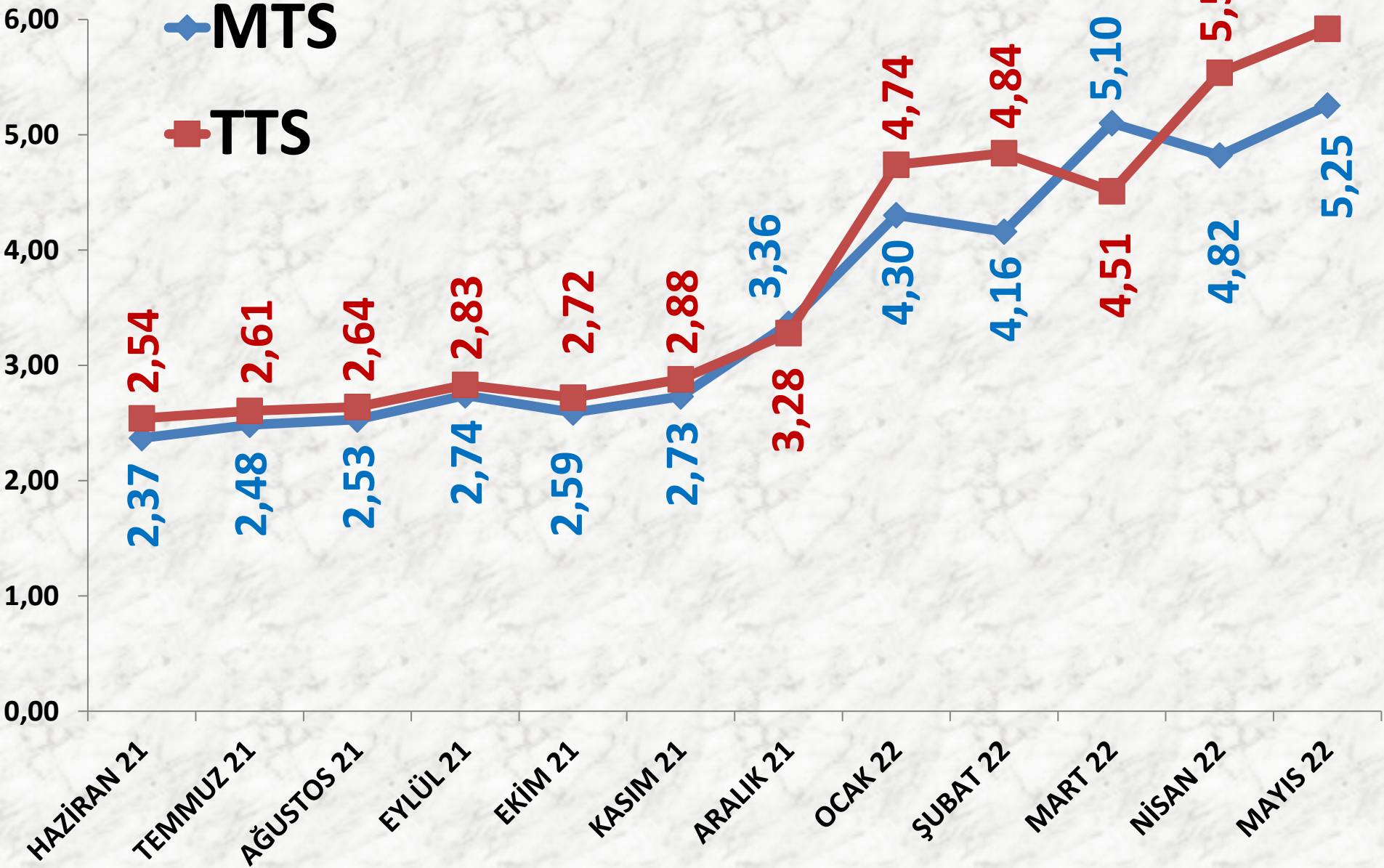
İŞLEM MİKTARI (TON)	2020 MAYIS	2021 MAYIS		2022 MAYIS	
MTS	234 TON	-96%	10 TON	-53%	5 TON
TTS	530 TON	-69%	163 TON	16%	190 TON

EN AZ FİYAT	2020 MAYIS	2021 MAYIS		2022 MAYIS	
MTS	1,10 TL	22%	1,34 TL	288%	5,20 TL
TTS	1,25 TL	63%	2,04 TL	179%	5,70 TL

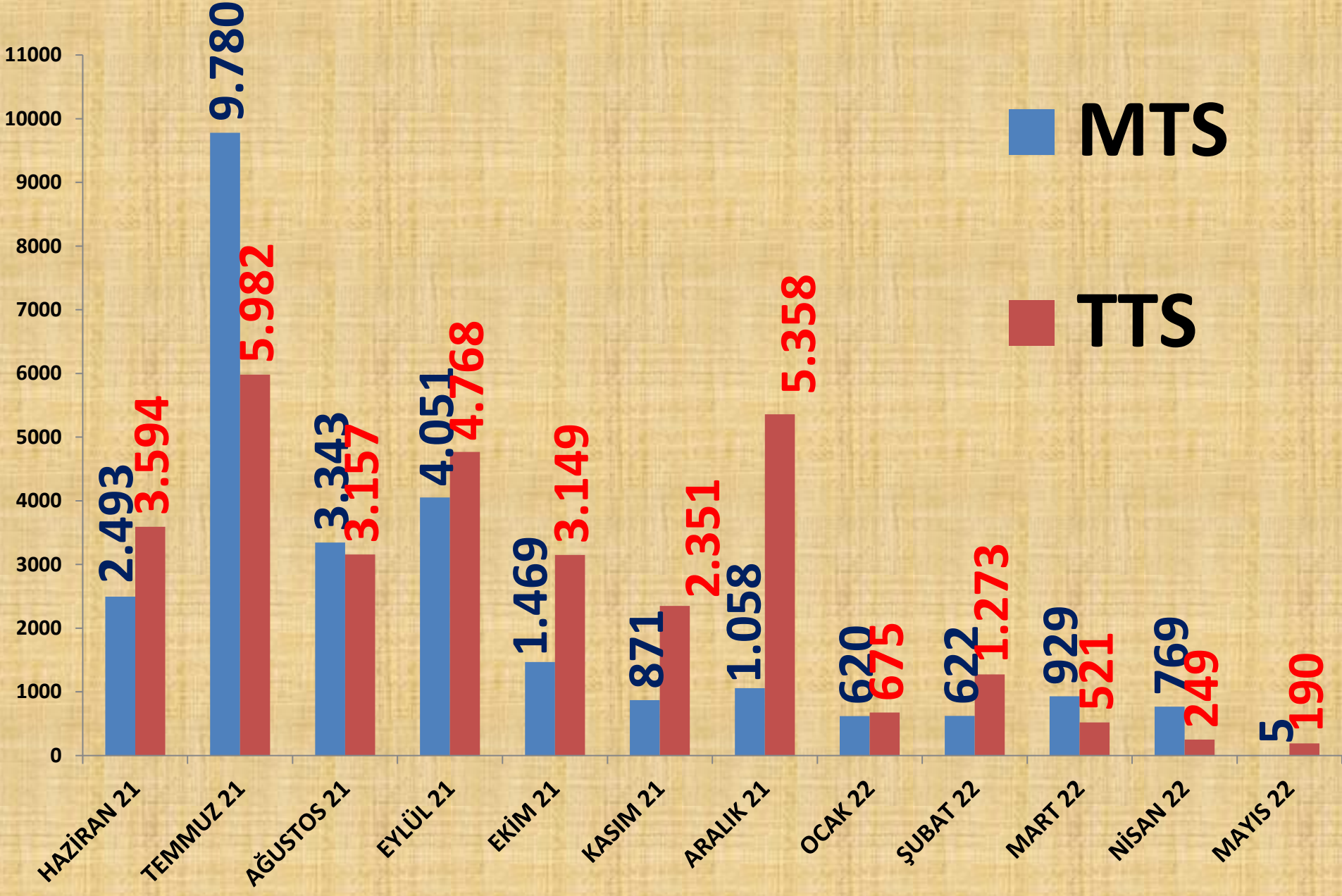
EN ÇOK FİYAT	2020 MAYIS	2021 MAYIS		2022 MAYIS	
MTS	1,65 TL	-19%	1,34 TL	376%	6,38 TL
TTS	2,60 TL	-15%	2,20 TL	175%	6,05 TL

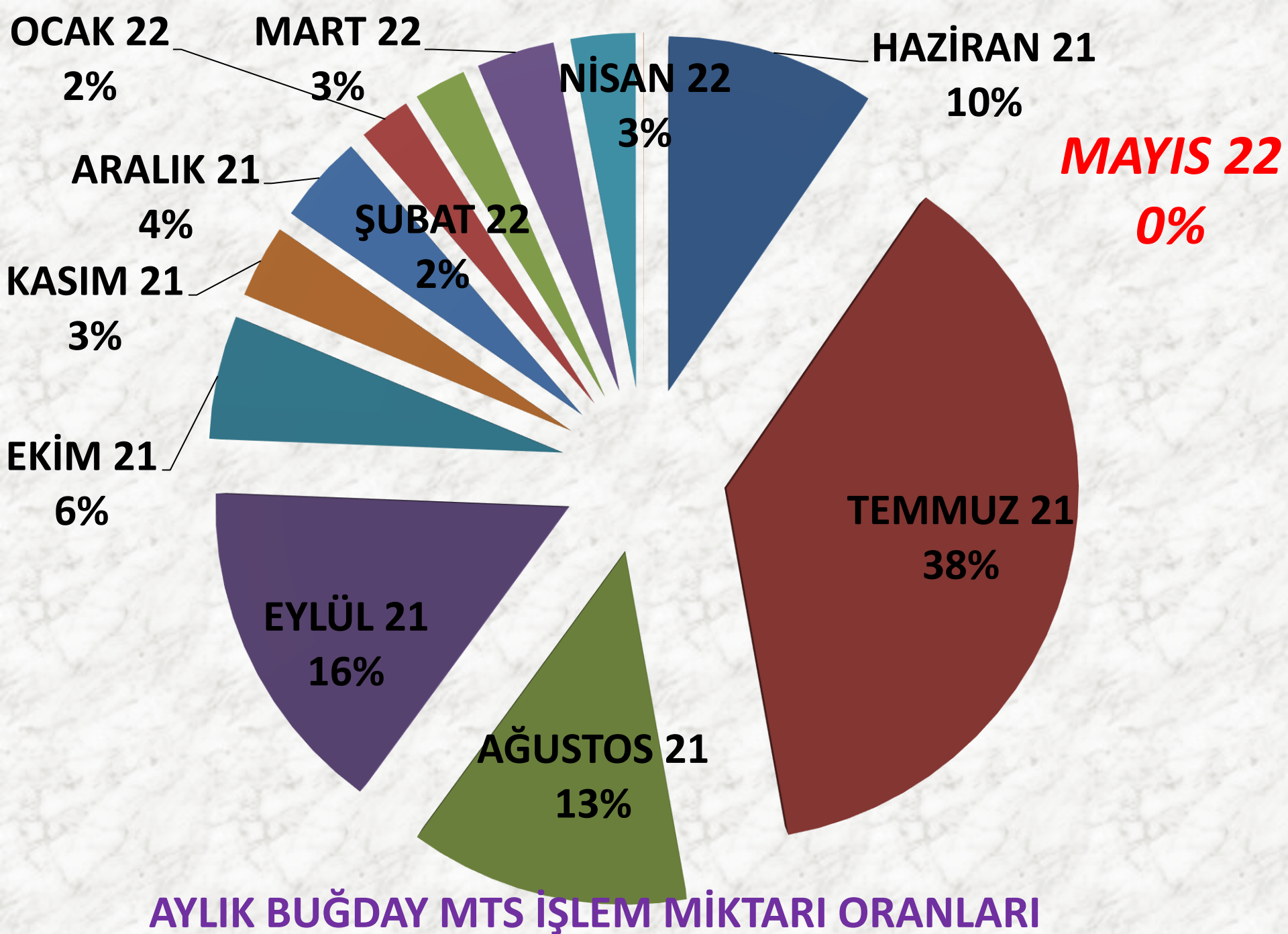
ORT. FİYAT	2020 MAYIS	2021 MAYIS		2022 MAYIS	
MTS	1,41 TL	-5%	1,34 TL	292%	5,25 TL
TTS	1,70 TL	30%	2,21 TL	168%	5,92 TL

# AYLIK BUĞDAY FİYAT TRENDİ (TL)



# AYLIK BUĞDAY İŞLEM MİKTARI (TON)

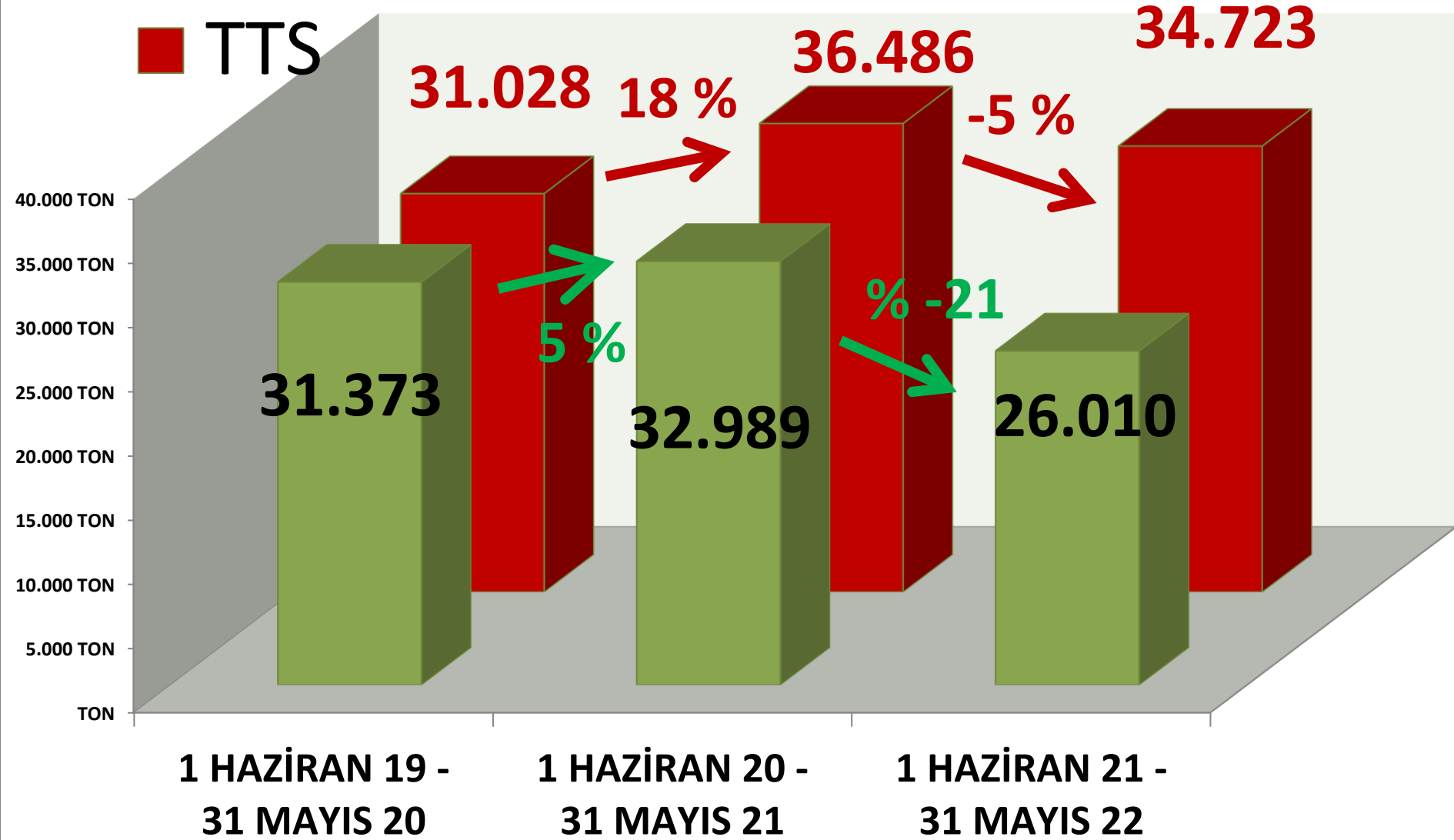




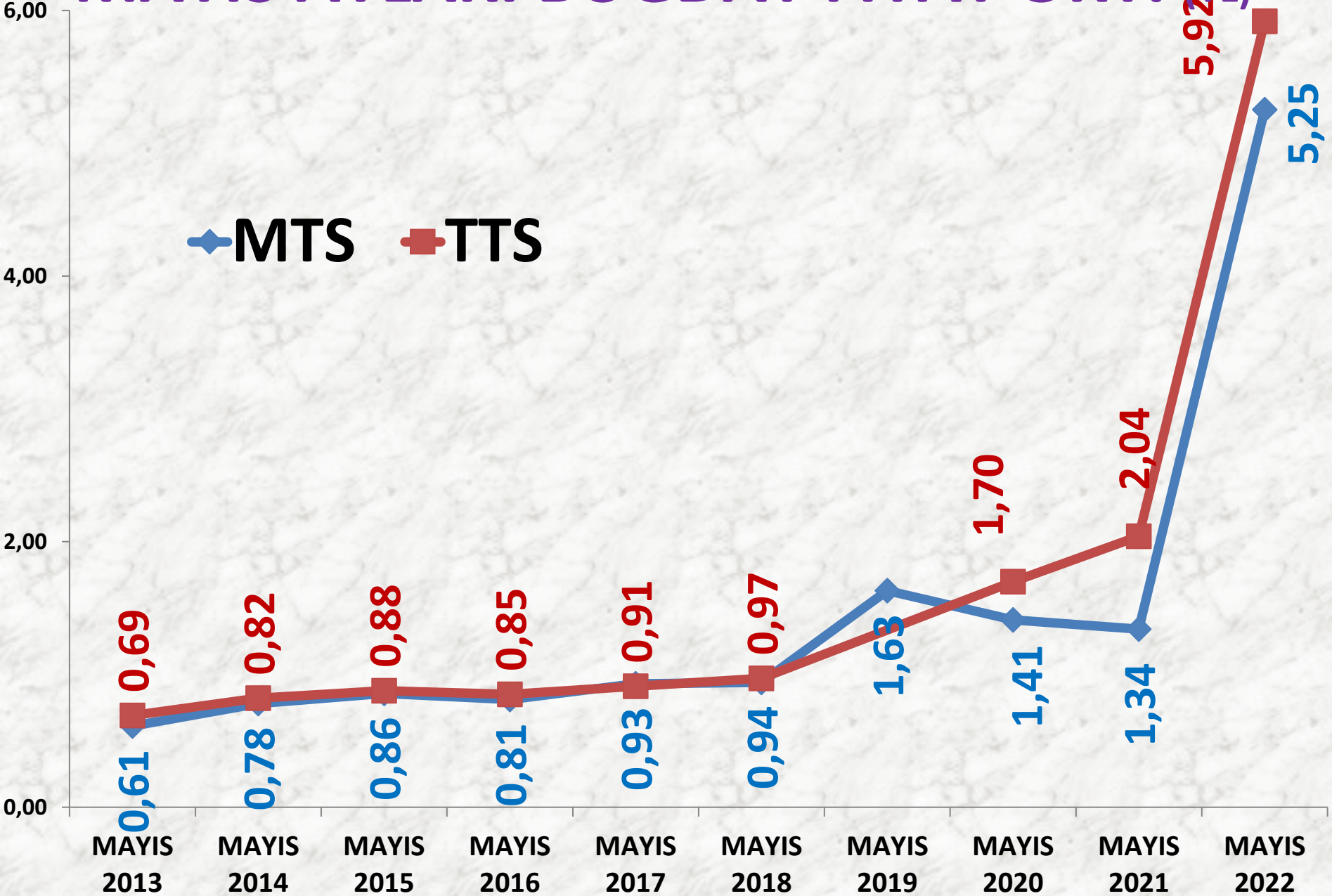
# YILLIK BUĞDAY İŞLEM MİKTARI (TON)

■ MTS

■ TTS



# MAYIS AYLARI BUĞDAY FİYAT ORT. (TL)



# MISIR DANE

İŞLEM MİKTARI (TON)	2020 MAYIS	2021 MAYIS		2022 MAYIS	
MTS	113 TON	2148%	2.547 TON	-91%	230 TON
TTS	723 TON	750%	6.149 TON	-99%	32 TON

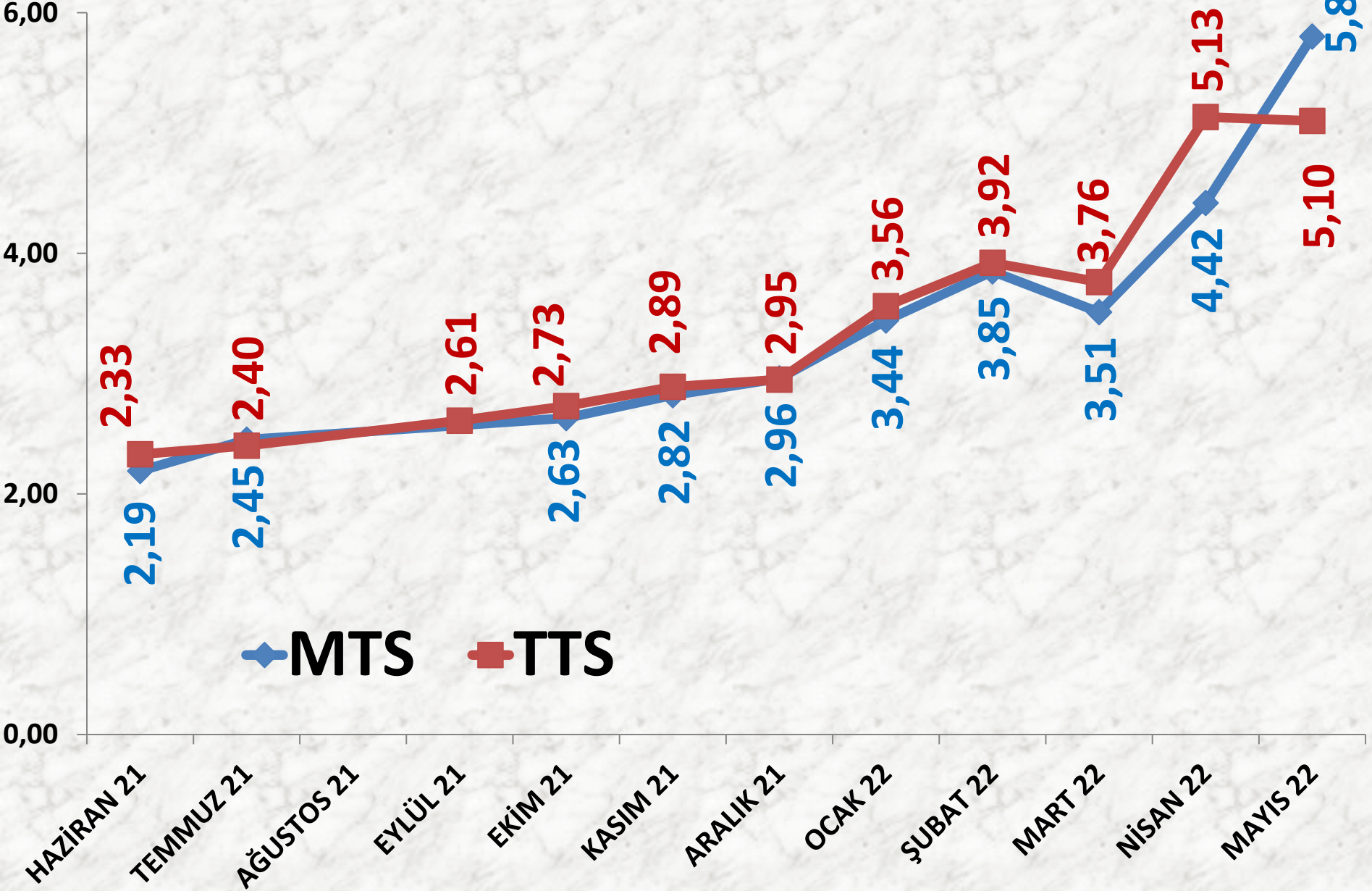
EN AZ FİYAT	2020 MAYIS	2021 MAYIS		2022 MAYIS	
MTS	1,10 TL	66%	1,83 TL	217%	5,80 TL
TTS	1,25 TL	38%	1,72 TL	197%	5,10 TL

EN ÇOK FİYAT	2020 MAYIS	2021 MAYIS		2022 MAYIS	
MTS	1,40 TL	36%	1,90 TL	205%	5,80 TL
TTS	1,50 TL	40%	2,10 TL	143%	5,10 TL

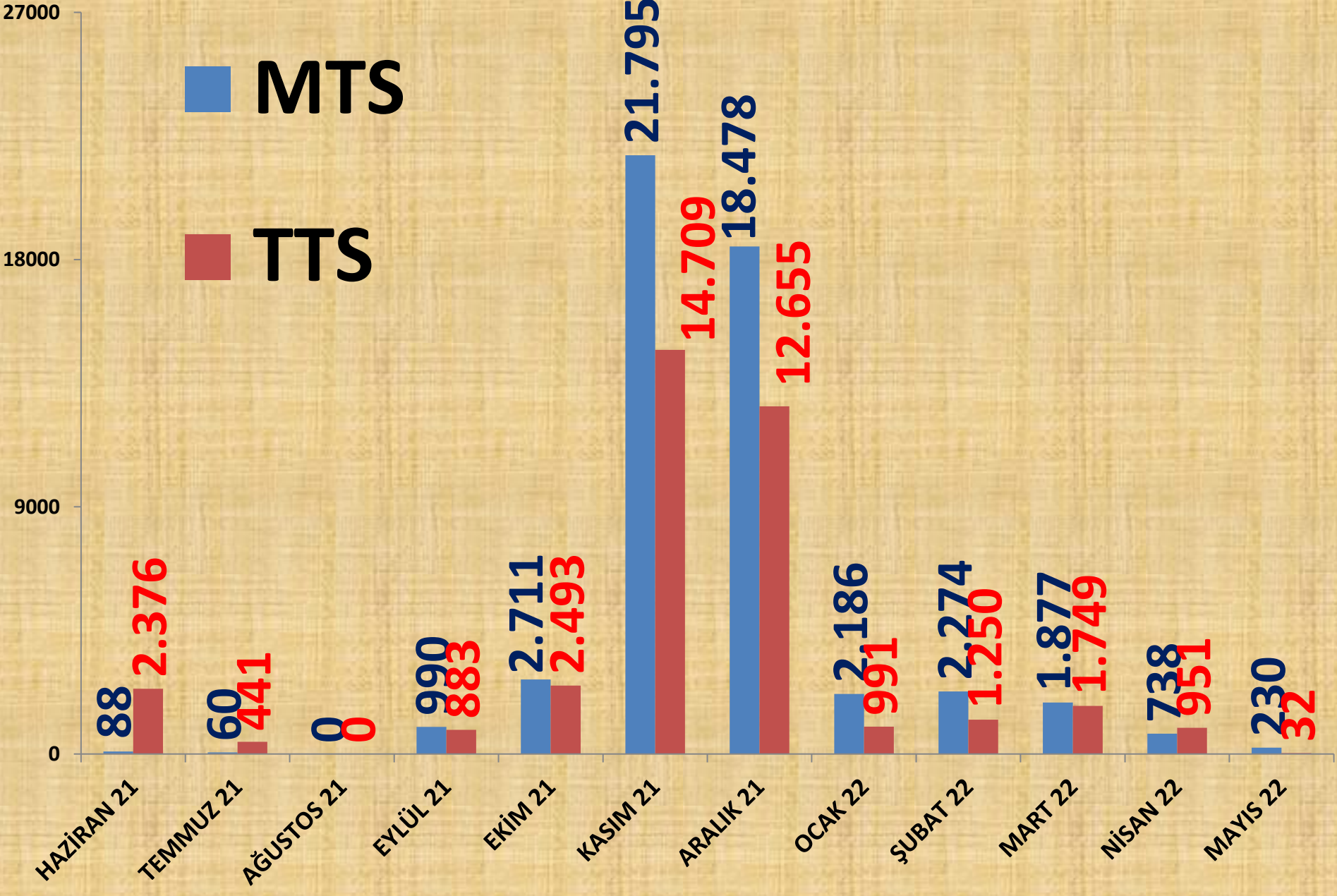
ORT. FİYAT	2020 MAYIS	2021 MAYIS		2022 MAYIS	
MTS	1,32 TL	39%	1,83 TL	217%	5,80 TL
TTS	1,35 TL	46%	1,97 TL	159%	5,10 TL

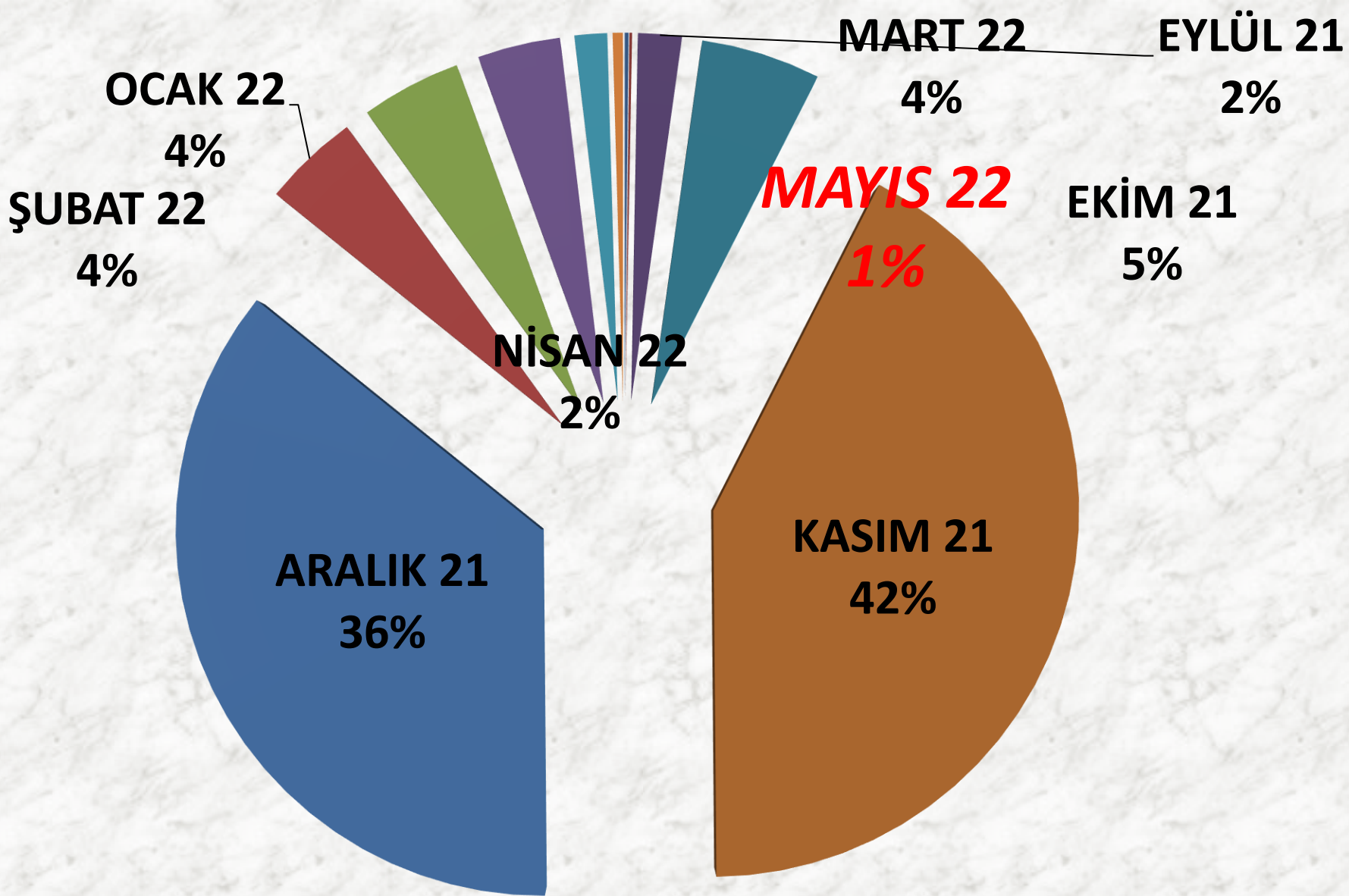


# AYLIK MISIR DANE FİYAT TRENDİ (TL)



# AYLIK MISIR DANE İŞLEM MİKTARI (TON)

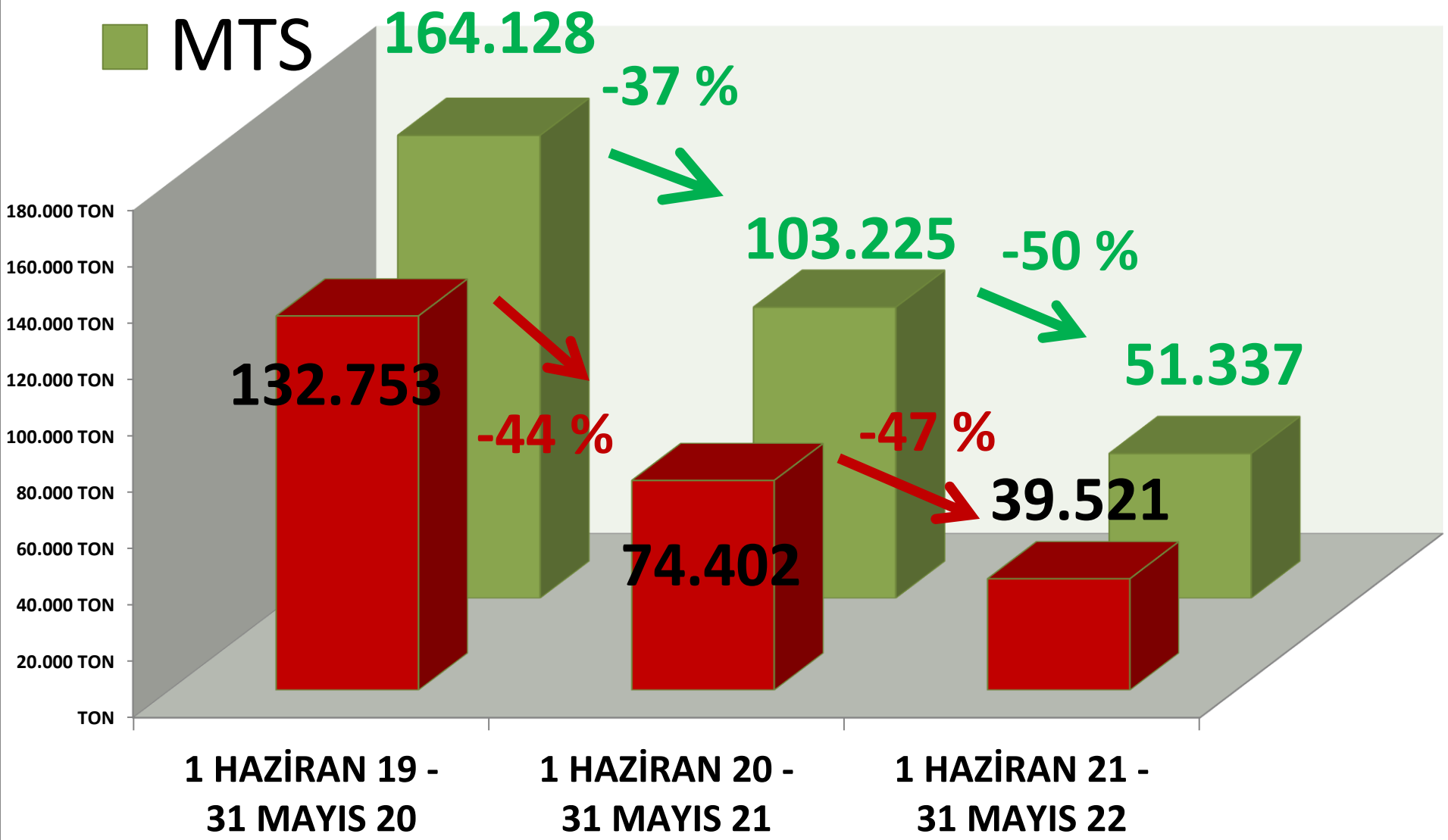




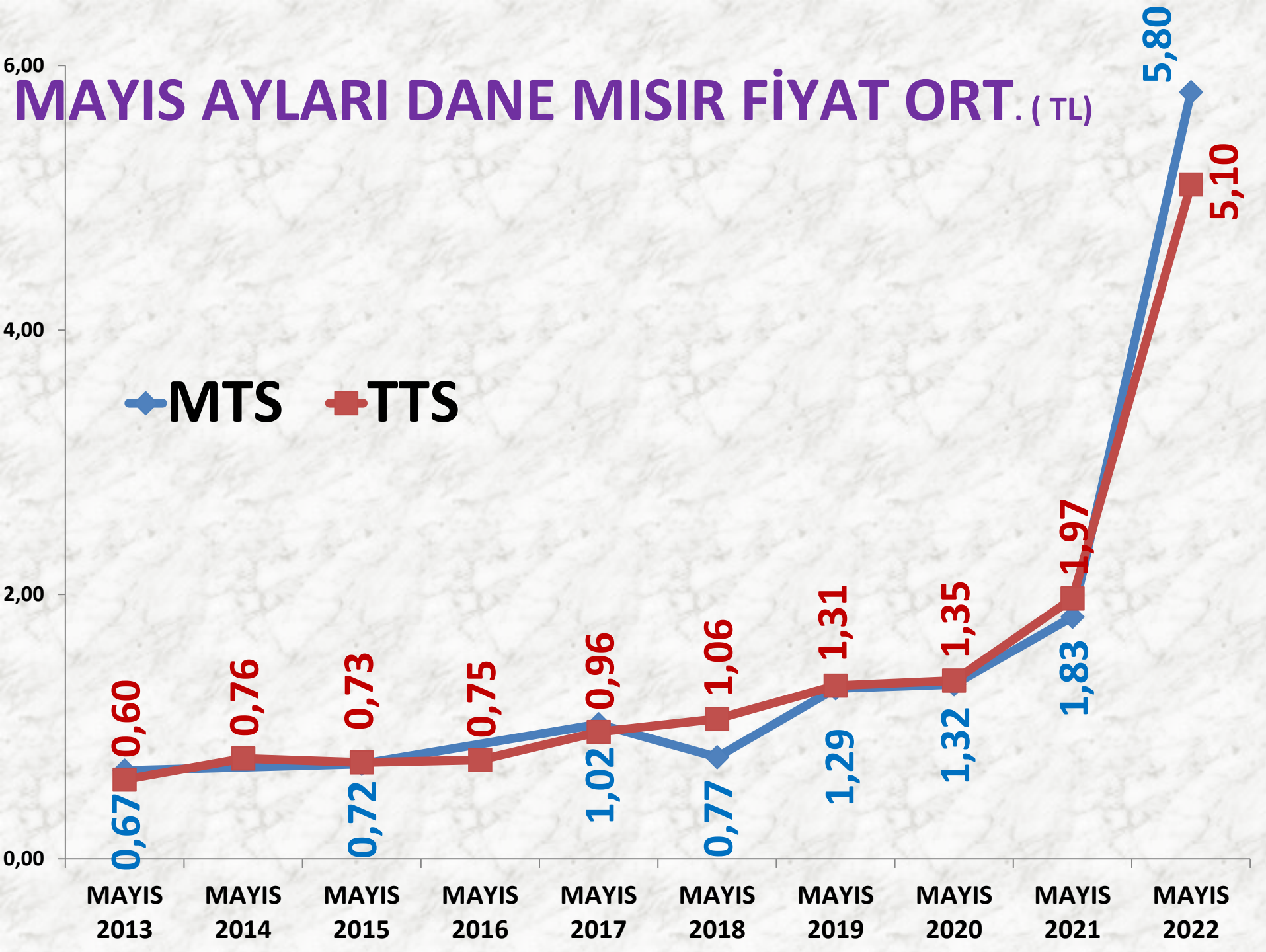
## MISIR DANE MTS İŞLEM MİKTARI ORANLARI

# TTS YILLIK MISIR DANE İŞLEM MİKTARI (TON)

■ TTS  
■ MTS



# MAYIS AYLARI DANE MISIR FİYAT ORT. (TL)



# NOHUT

<b>İŞLEM HACMİ (TON)</b>	<b>2020 MAYIS</b>	<b>2021 MAYIS</b>		<b>2022 MAYIS</b>	
<i>MTS</i>	<b>228 TON</b>	<b>-67%</b>	<b>74 TON</b>	<b>383%</b>	<b>357 TON</b>
<i>TTS</i>	<b>598 TON</b>	<b>-71%</b>	<b>176 TON</b>	<b>-100%</b>	<b>0</b>

<b>EN AZ FİYAT</b>	<b>2020 MAYIS</b>	<b>2021 MAYIS</b>		<b>2022 MAYIS</b>	
<i>MTS</i>	<b>2,15 TL</b>	<b>86%</b>	<b>4,00 TL</b>	<b>163%</b>	<b>10,50 TL</b>
<i>TTS</i>	<b>2,60 TL</b>	<b>-4%</b>	<b>2,50 TL</b>	<b>-</b>	<b>-</b>

<b>EN ÇOK FİYAT</b>	<b>2020 MAYIS</b>	<b>2021 MAYIS</b>		<b>2022 MAYIS</b>	
<i>MTS</i>	<b>9,82 TL</b>	<b>-13%</b>	<b>8,50 TL</b>	<b>229%</b>	<b>28,00 TL</b>
<i>TTS</i>	<b>9,30 TL</b>	<b>-27%</b>	<b>6,75 TL</b>	<b>-</b>	<b>-</b>

<b>ORT. FİYAT</b>	<b>2020 MAYIS</b>	<b>2021 MAYIS</b>		<b>2022 MAYIS</b>	
<i>MTS</i>	<b>7,36 TL</b>	<b>3%</b>	<b>7,61 TL</b>	<b>162%</b>	<b>19,93 TL</b>
<i>TTS</i>	<b>2,95 TL</b>	<b>89%</b>	<b>5,57 TL</b>	<b>-</b>	<b>-</b>

# NOHUT DOĞAL

İŞLEM HACMİ (TON)	2020 MAYIS	2021 MAYIS		2022 MAYIS	
MTS	61 TON	-71%	18 TON	62%	29 TON
TTS	346 TON	-99%	2 TON	-100%	0

EN AZ FİYAT	2020 MAYIS	2021 MAYIS		2022 MAYIS	
MTS	3,50 TL	14%	4,00 TL	163%	10,50 TL
TTS	2,60 TL	12%	2,90 TL	-	-

EN ÇOK FİYAT	2020 MAYIS	2021 MAYIS		2022 MAYIS	
MTS	5,00 TL	4%	5,20 TL	188%	15,00 TL
TTS	4,66 TL	-38%	2,90 TL	-	-

ORT. FİYAT	2020 MAYIS	2021 MAYIS		2022 MAYIS	
MTS	4,16 TL	17%	4,86 TL	181%	13,65 TL
TTS	3,96 TL	-27%	2,90 TL	-	-

# NOHUT - ELENMİŞ

İŞLEM HACMİ (TON)	2020 MAYIS	2021 MAYIS		2022 MAYIS	
MTS	159 TON	-65%	56 TON	486%	328 TON
TTS	8 TON	1913%	161 TON	-100%	0

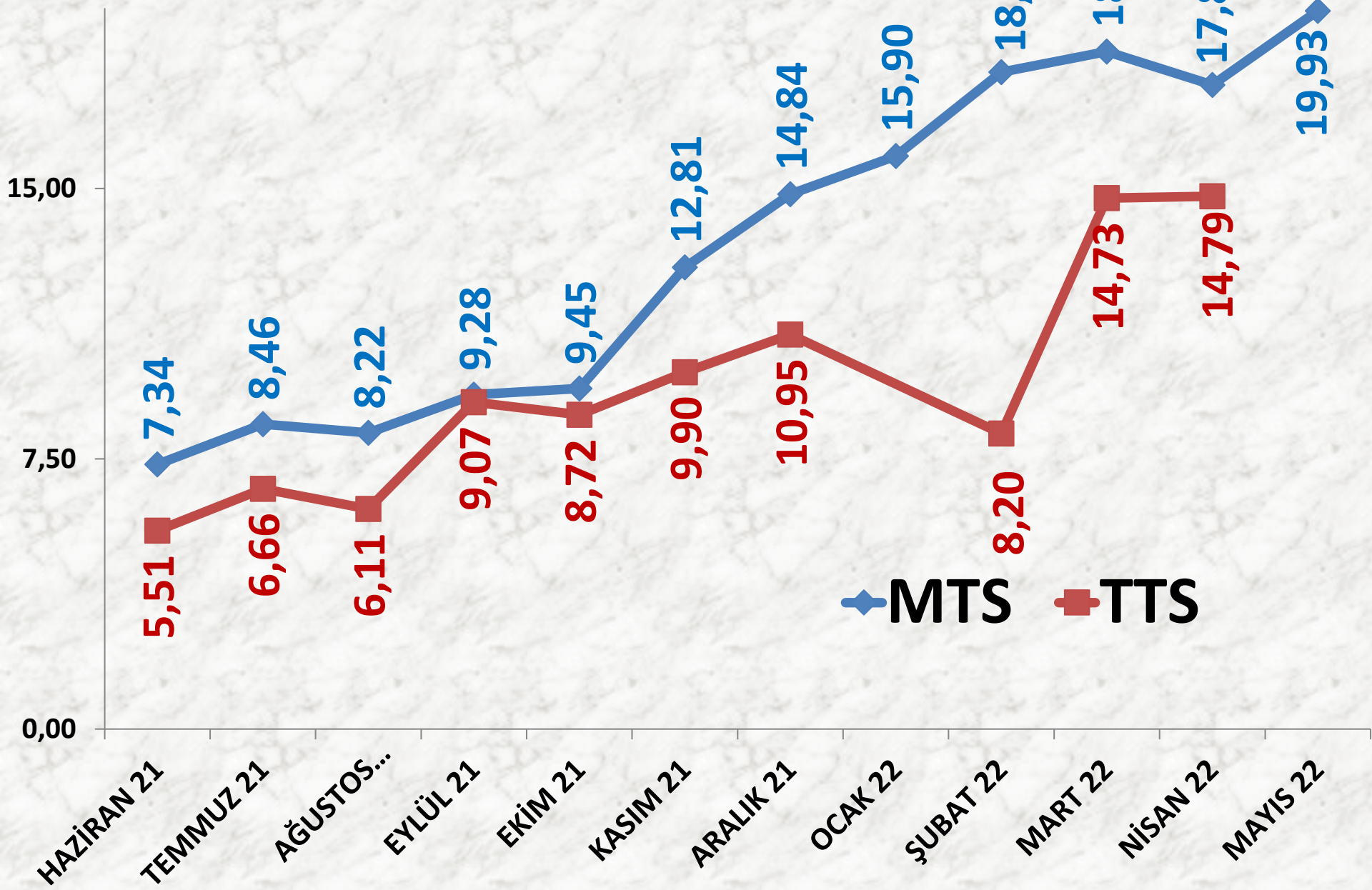
EN AZ FİYAT	2020 MAYIS	2021 MAYIS		2022 MAYIS	
MTS	7,91 TL	7%	8,50 TL	105%	17,42 TL
TTS	7,20 TL	-25%	5,40 TL	-	-

EN ÇOK FİYAT	2020 MAYIS	2021 MAYIS		2022 MAYIS	
MTS	9,82 TL	-13%	8,50 TL	229%	28,00 TL
TTS	9,33 TL	-28%	6,75 TL	-	-

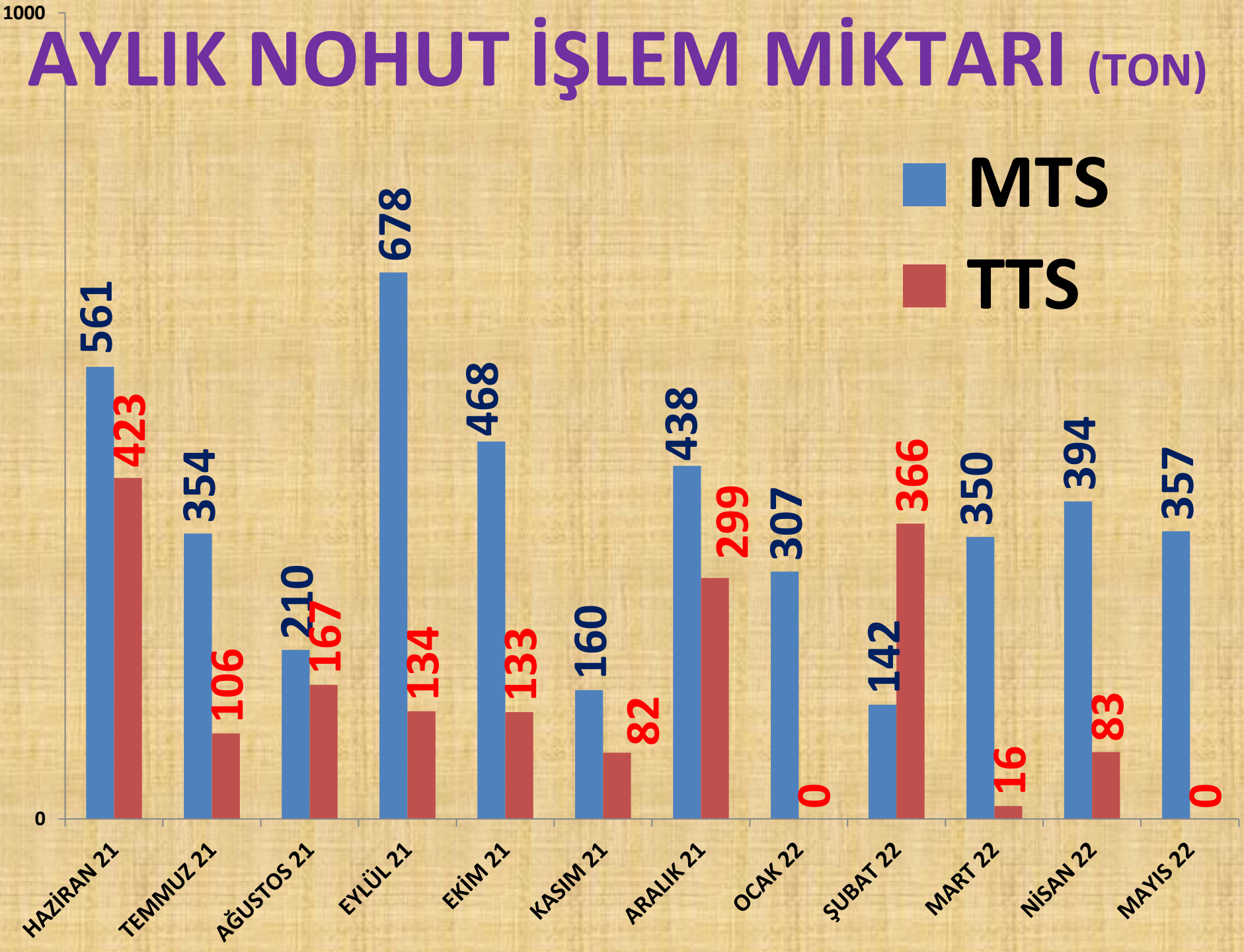
ORT. FİYAT	2020 MAYIS	2021 MAYIS		2022 MAYIS	
MTS	8,81 TL	-4%	8,50 TL	141%	20,49 TL
TTS	8,19 TL	-29%	5,84 TL	-	-

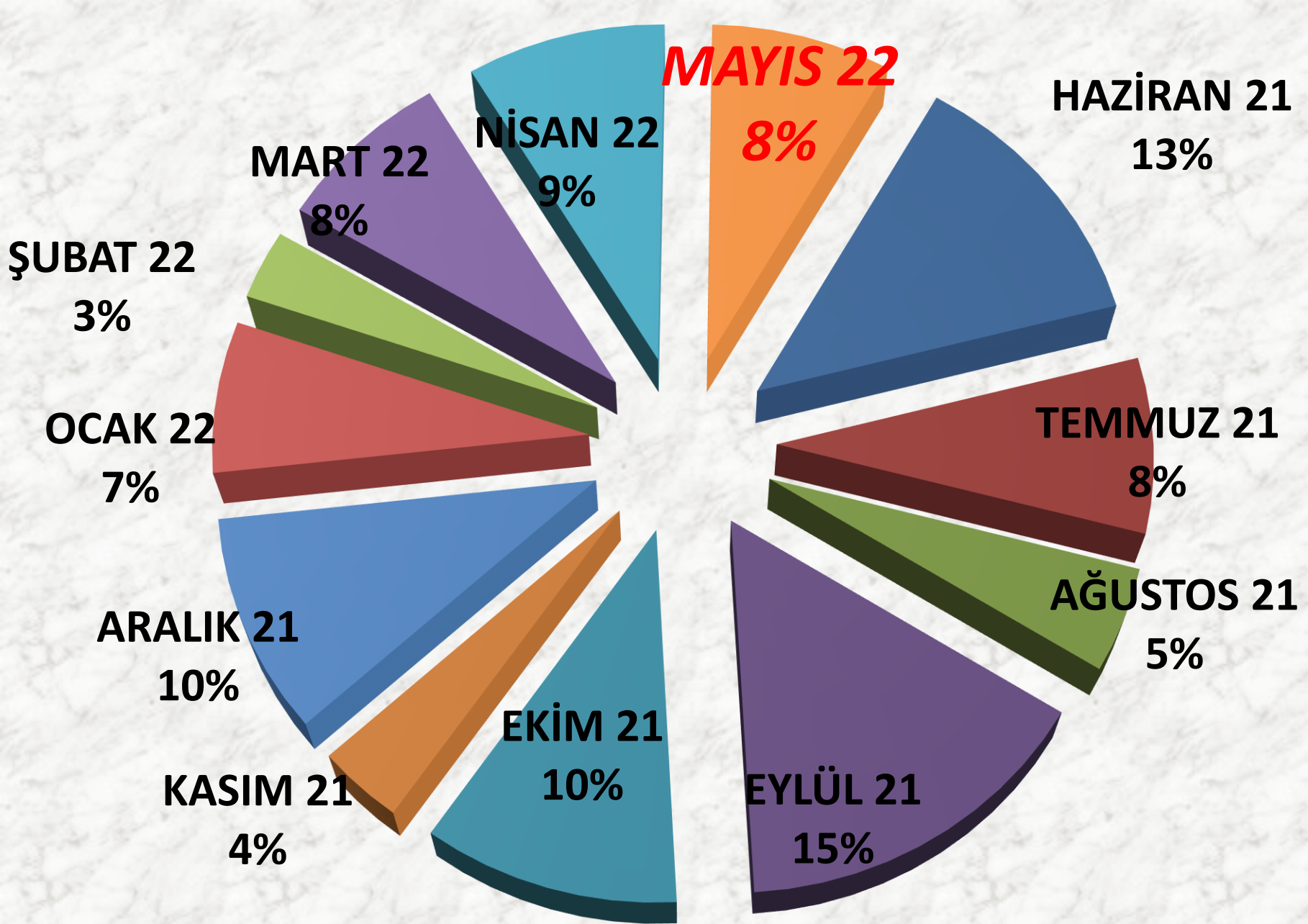


# AYLIK NOHUT FİYAT TRENDİ (TL)



# AYLIK NOHUT İŞLEM MİKTARI (TON)



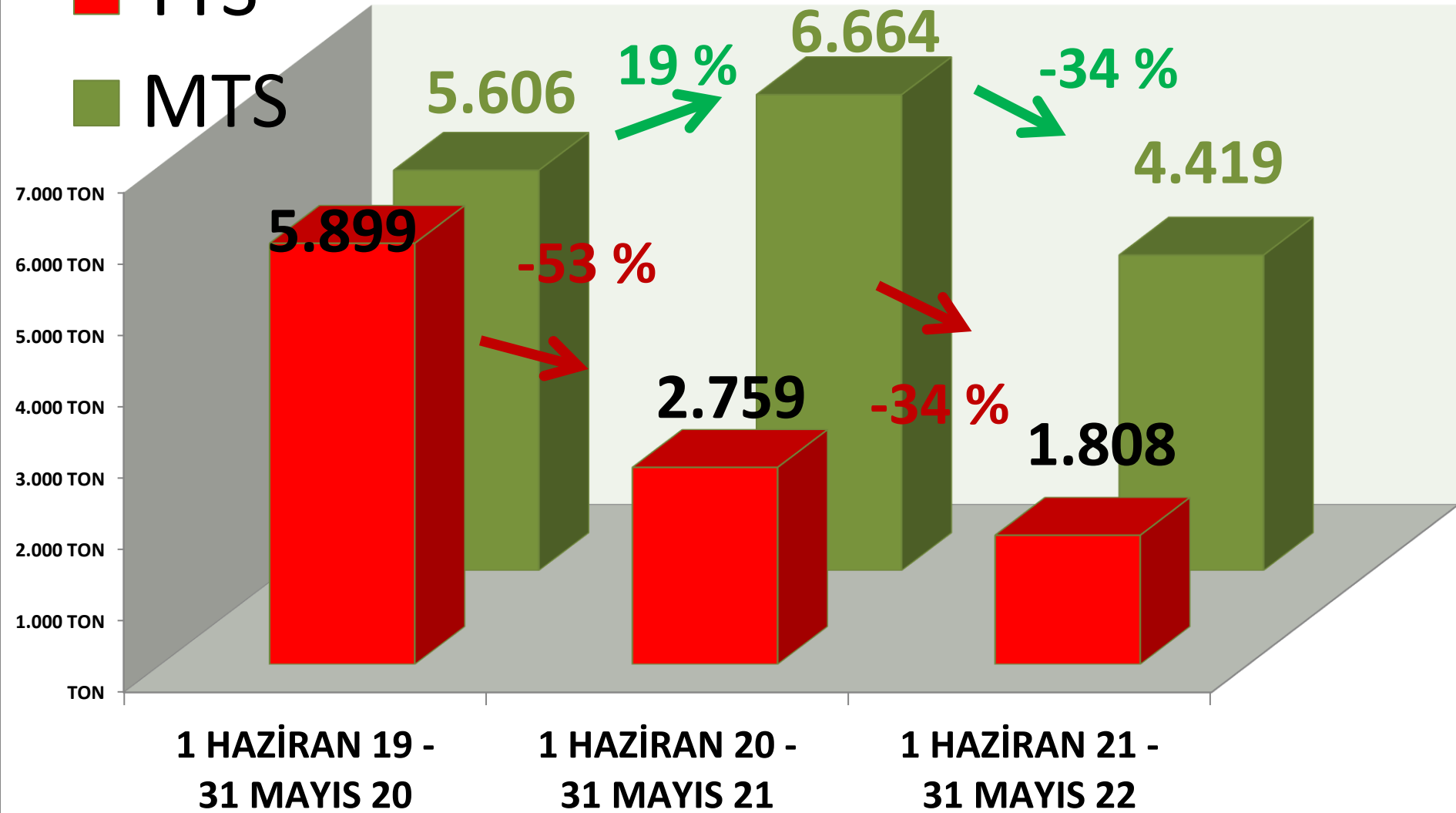


## AYLIK NOHUT MTS İŞLEM MİKTARI ORANLARI

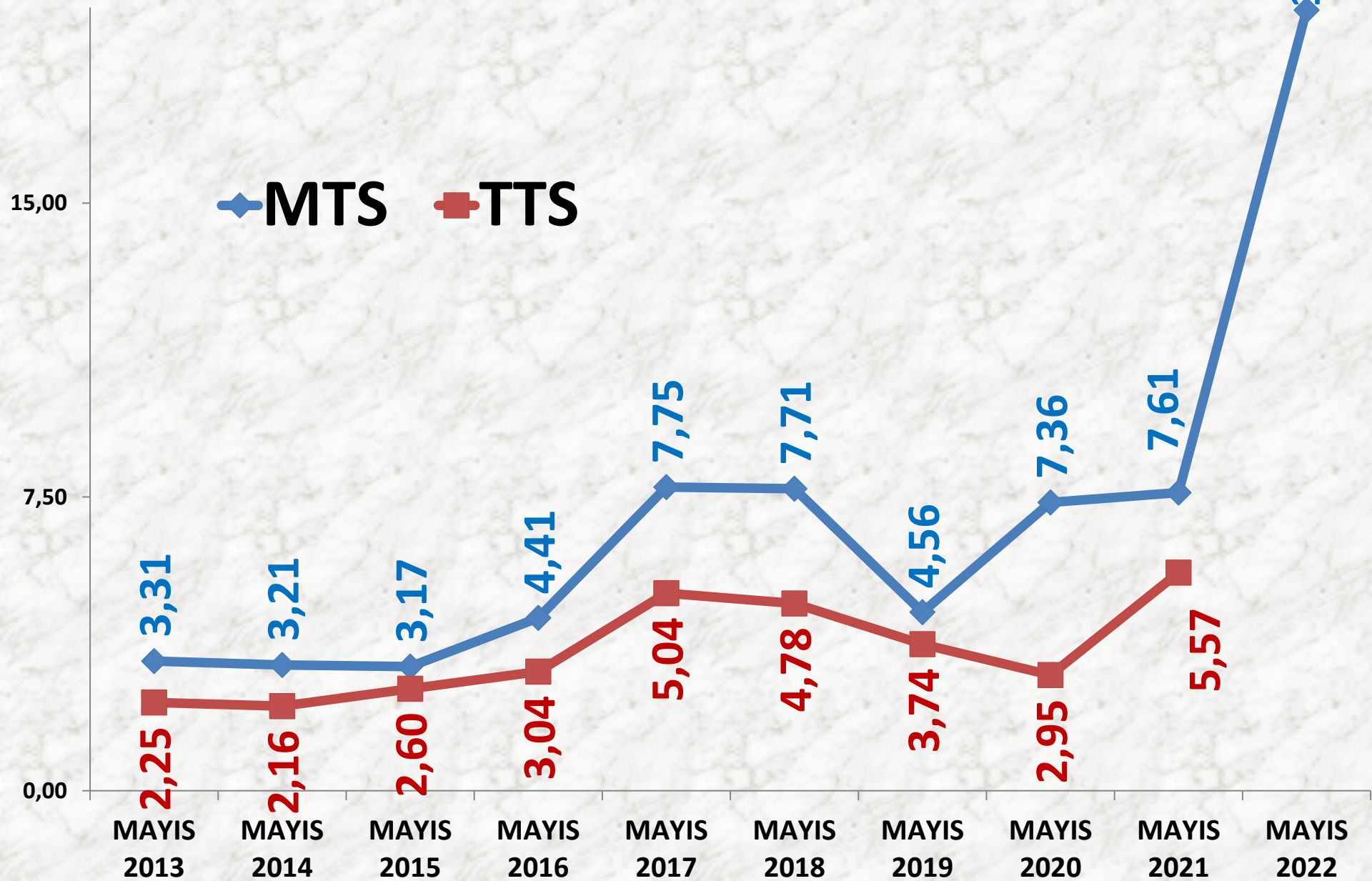
# YILLIK TOPLAM NOHUT İŞLEM MİKTARI (TON)

■ TTS

■ MTS



# MAYIS AYLARI NOHUT FİYAT ORT. (TL)



# BEYAZ LEBLEBİ

## LEBLEBİ BEYAZ 8,50 mm

İŞLEM MİKTARI(TON)	2020 MAYIS	2021 MAYIS		2022 MAYIS	
TTS	13 TON	4%	14 TON	-64%	5 TON

## LEBLEBİ BEYAZ 9 mm

İŞLEM MİKTARI (TON)	2020 MAYIS	2021 MAYIS		2022 MAYIS	
TTS	53 TON	51%	80 TON	-74%	21 TON

# BEYAZ LEBLEBİ

## LEBLEBİ BEYAZ 9+ 9,50 mm

İŞLEM MİKTARI (TON)	2020 MAYIS	2021 MAYIS		2022 MAYIS	
TTS	93 TON	-91%	9 TON	80%	16 TON

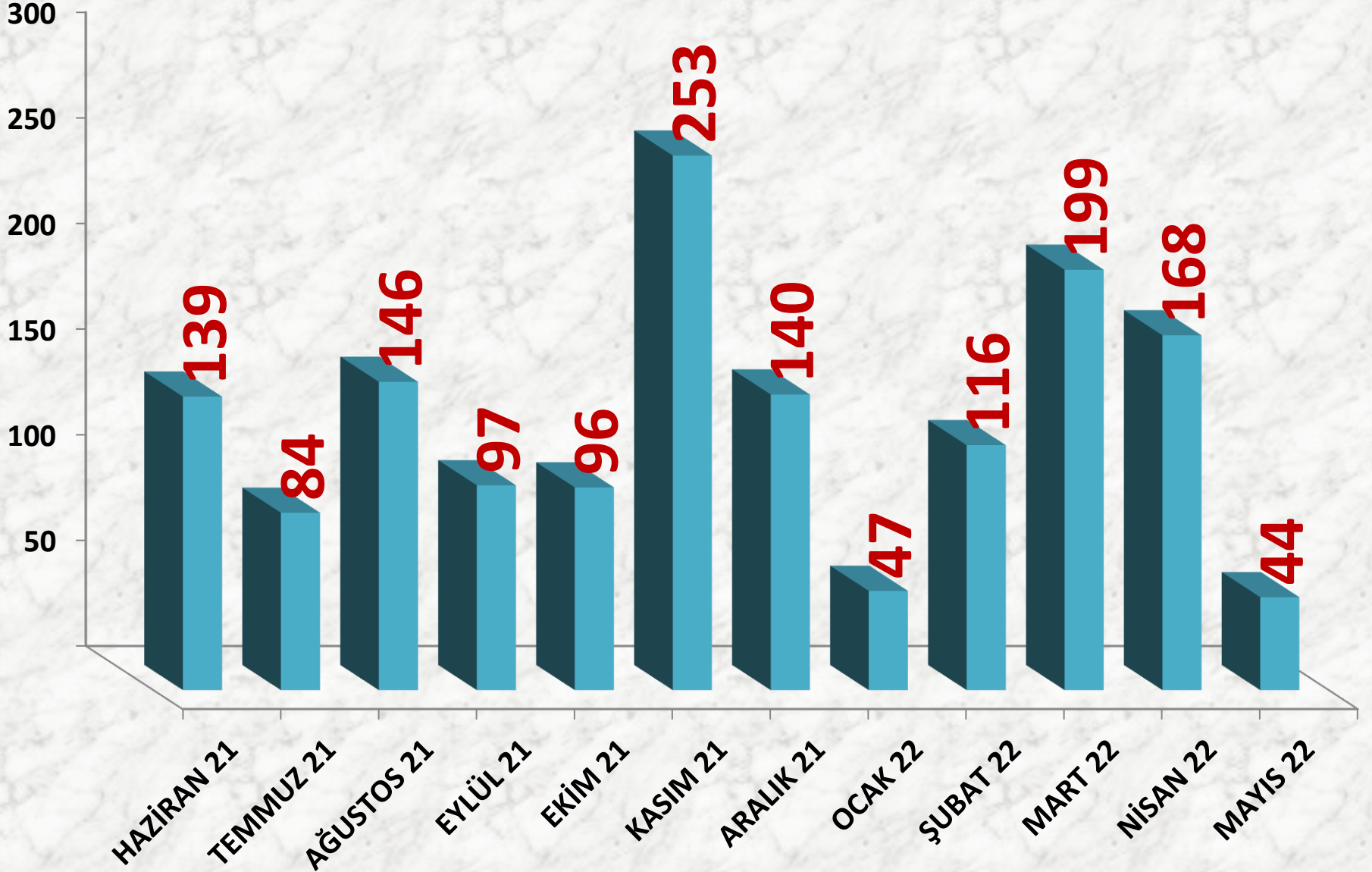
## LEBLEBİ BEYAZ Elenti

İŞLEM MİKTARI (TON)	2020 MAYIS	2021 MAYIS		2022 MAYIS	
TTS	0	-	5 TON	-48%	3 TON

## LEBLEBİ BEYAZ TOPLAM

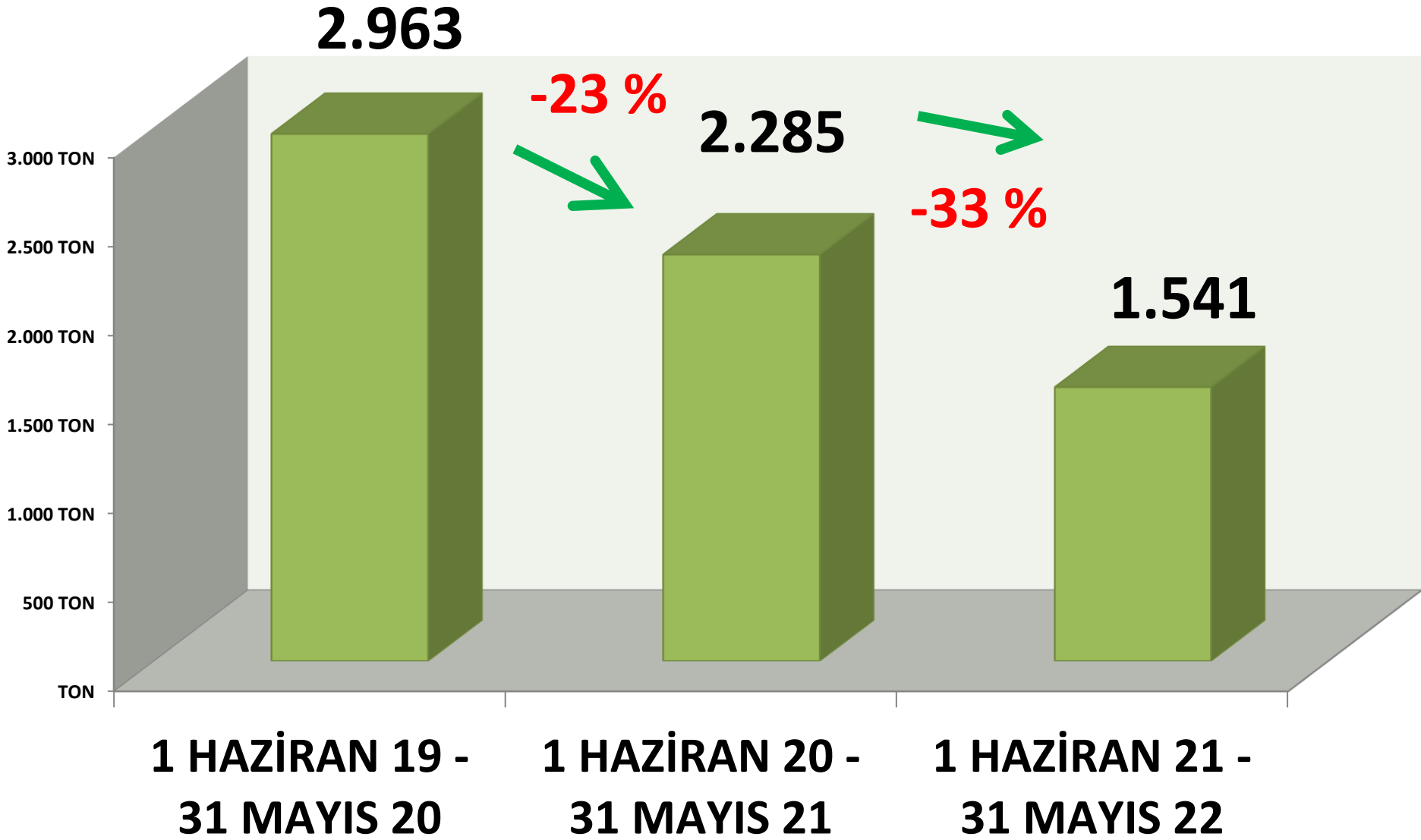
<u>İŞLEM MİKTARI</u> <u>(TON)</u>	<u>2020 MAYIS</u>	<u>2021 MAYIS</u>		<u>2022 MAYIS</u>	
<u>TTS</u>	<u>159 TON</u>	-32%	<u>108 TON</u>	-59%	<u>44 TON</u>

# Leblebi Beyaz İşlem Miktarı (Ton)





# YILLIK TOPLAM BEYAZ LEBLEBİ İŞLEM MİKTARI (TON)



## LEBLEBİ BEYAZ 8,50 mm FİYATLARI

	2020 MAYIS	2021 MAYIS		2022 MAYIS	
EN AZ	7,00 TL	-16%	5,86 TL	173%	16,00 TL
EN ÇOK	8,00 TL	-27%	5,86 TL	173%	16,00 TL
ORTALAMA	7,55 TL	-22%	5,86 TL	173%	16,00 TL

## LEBLEBİ BEYAZ 9 mm FİYATLARI

	2020 MAYIS	2021 MAYIS		2022 MAYIS	
EN AZ	12,90 TL	-11%	11,53 TL	169%	31,00 TL
EN ÇOK	16,00 TL	19%	19,00 TL	100%	38,00 TL
ORTALAMA	13,74 TL	7%	14,64 TL	120%	32,15 TL

## LEBLEBİ BEYAZ 9+ 9,50 mm FİYATLARI

	2020 MAYIS	2021 MAYIS		2022 MAYIS	
EN AZ	8,25 TL	13%	9,35 TL	178%	26,00 TL
EN ÇOK	11,00 TL	0%	11,00 TL	170%	29,70 TL
ORTALAMA	9,78 TL	3%	10,11 TL	174%	27,69 TL

## LEBLEBİ BEYAZ ELENTİ FİYATLARI

	2020 MAYIS	2021 MAYIS		2022 MAYIS	
ORTALAMA	-	-	2,25 TL	233%	7,50 TL

# SARI LEBLEBİ

## LEBLEBİ SARI 9 mm

İŞLEM MİKTARI (TON)	2020 MAYIS	2021 MAYIS		2022 MAYIS	
TTS	350 TON	-93%	24 TON	-21%	19 TON

## LEBLEBİ SARI 9,50 mm

İŞLEM MİKTARI (TON)	2020 MAYIS	2021 MAYIS		2022 MAYIS	
TTS	546 TON	-82%	98 TON	-55%	44 TON

## LEBLEBİ SARI 9,75 mm

İŞLEM MİKTARI (TON)	2020 MAYIS	2021 MAYIS		2022 MAYIS	
TTS	130 TON	172%	354 TON	-82%	63 TON

## LEBLEBİ SARI 10 mm

İŞLEM MİKTARI (TON)	2020 MAYIS	2021 MAYIS		2022 MAYIS	
TTS	116 TON	176%	320 TON	-41%	189 TON

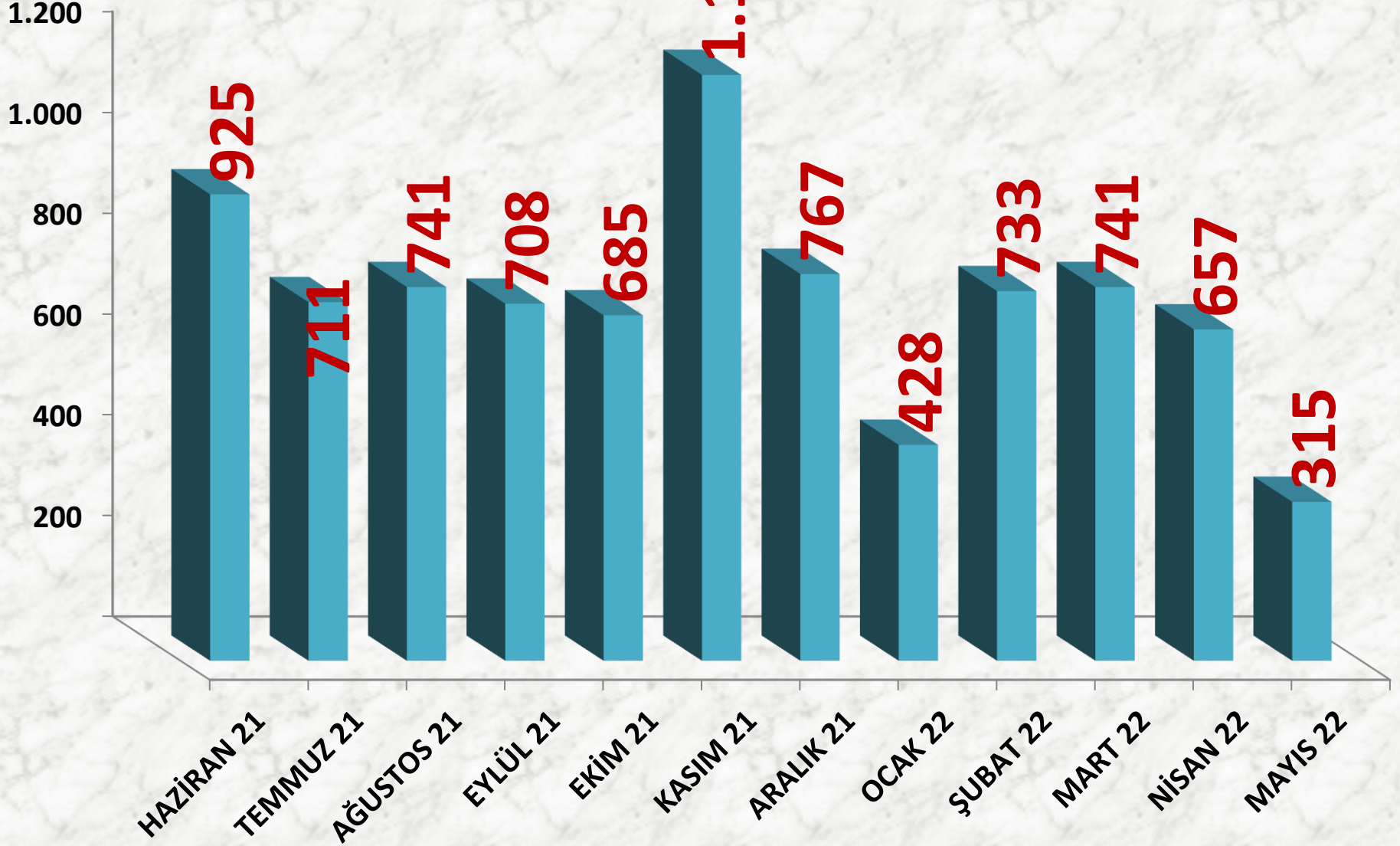
## LEBLEBİ SARI Kalburaltı

İŞLEM MİKTARI (TON)	2020 MAYIS	2021 MAYIS		2022 MAYIS	
TTS	11 TON	-91%	1 TON	-100%	0

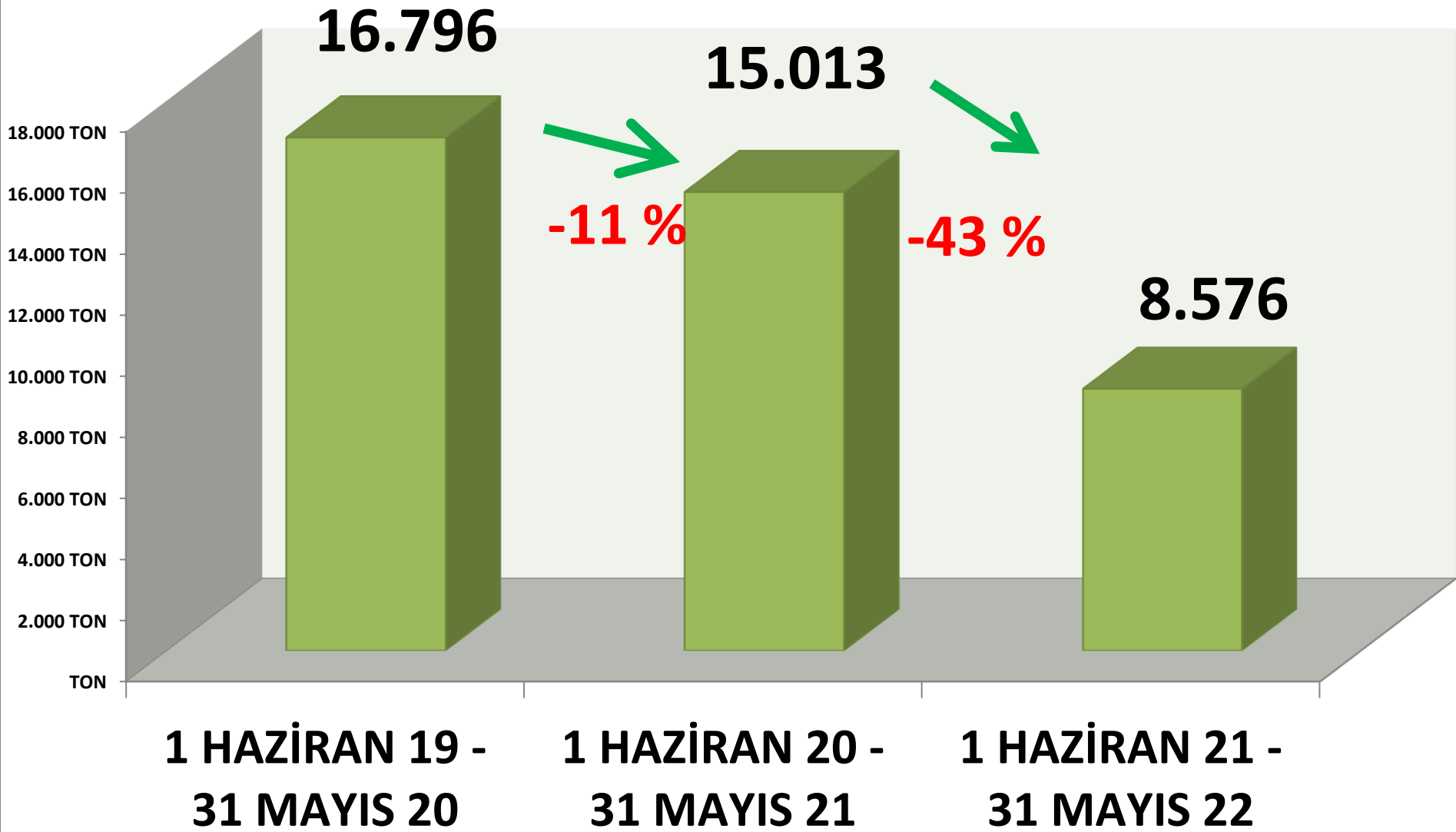
## LEBLEBİ SARI TOPLAM

İŞLEM MİKTARI (TON)	<u>2020 MAYIS</u>	<u>2021 MAYIS</u>		<u>2022 MAYIS</u>	
<u>TTS</u>	<u>1.153 TON</u>	-31%	<u>798 TON</u>	-61%	<u>315 TON</u>

# Leblebi Sarı İşlem Miktarı (Ton)



# YILLIK TOPLAM SARI LEBLEBİ İŞLEM MİKTARI (TON)



## LEBLEBİ SARI 9 mm FİYATLARI

	2020 MAYIS	2021 MAYIS		2022 MAYIS	
EN AZ	5,00 TL	0%	5,00 TL	250%	17,50 TL
EN ÇOK	8,00 TL	-13%	7,00 TL	186%	20,00 TL
ORTALAMA	7,22 TL	-11%	6,40 TL	189%	18,50 TL

## LEBLEBİ SARI 9,50 mm FİYATLARI

	2020 MAYIS	2021 MAYIS		2022 MAYIS	
EN AZ	8,20 TL	-15%	7,00 TL	196%	20,75 TL
EN ÇOK	10,00 TL	-10%	9,00 TL	178%	25,00 TL
ORTALAMA	8,83 TL	-6%	8,30 TL	169%	22,31 TL

## LEBLEBİ SARI 9,75 mm FİYATLARI

	2020 MAYIS	2021 MAYIS		2022 MAYIS	
EN AZ	10,15 TL	-10%	9,10 TL	186%	26,00 TL
EN ÇOK	11,00 TL	0%	11,00 TL	173%	30,00 TL
ORTALAMA	10,63 TL	-6%	9,95 TL	187%	28,52 TL



## LEBLEBİ SARI 10 mm FİYATLARI

	2020 MAYIS	2021 MAYIS		2022 MAYIS	
EN AZ	11,50 TL	-4%	11,00 TL	177%	30,50 TL
EN ÇOK	12,90 TL	14%	14,75 TL	219%	47,00 TL
ORTALAMA	12,52 TL	3%	12,88 TL	169%	34,67 TL

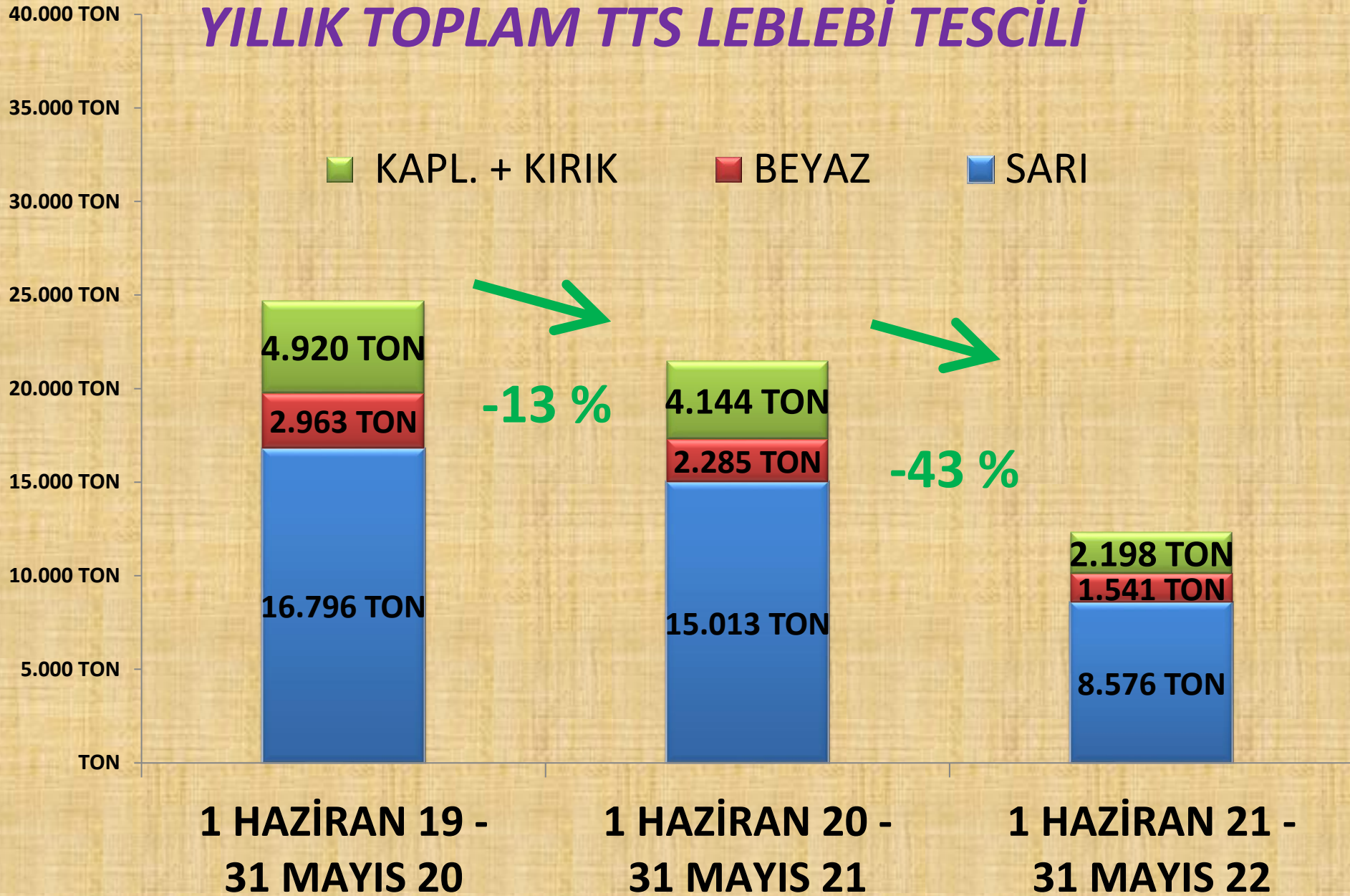
## LEBLEBİ SARI Kalburaltı FİYATLARI

	2020 MAYIS	2021 MAYIS		2022 MAYIS	
ORTALAMA	4,74 TL	-37%	3,00 TL	-	-

# YILLIK YURTIÇİ TOPLAM LEBLEBİ İŞLEM MİKTARI

MİKTAR	1 HAZİRAN 2019 – 31 MAYIS 2020	1 HAZİRAN 2020 – 31 MAYIS 2021		1 HAZİRAN 2021 – 31 MAYIS 2022	
SARI	16.796 TON	-11%	15.013 TON	-43%	8.576 TON
BEYAZ	2.963 TON	-23%	2.285 TON	-33%	1.541 TON
KAPL.+KIRIK	4.920 TON	-16%	4.144 TON	-47%	2.198 TON
<b><u>LEBLEBİ TOPLAM</u></b>	24.679 TON	-13%	21.442 TON	-43%	12.315 TON

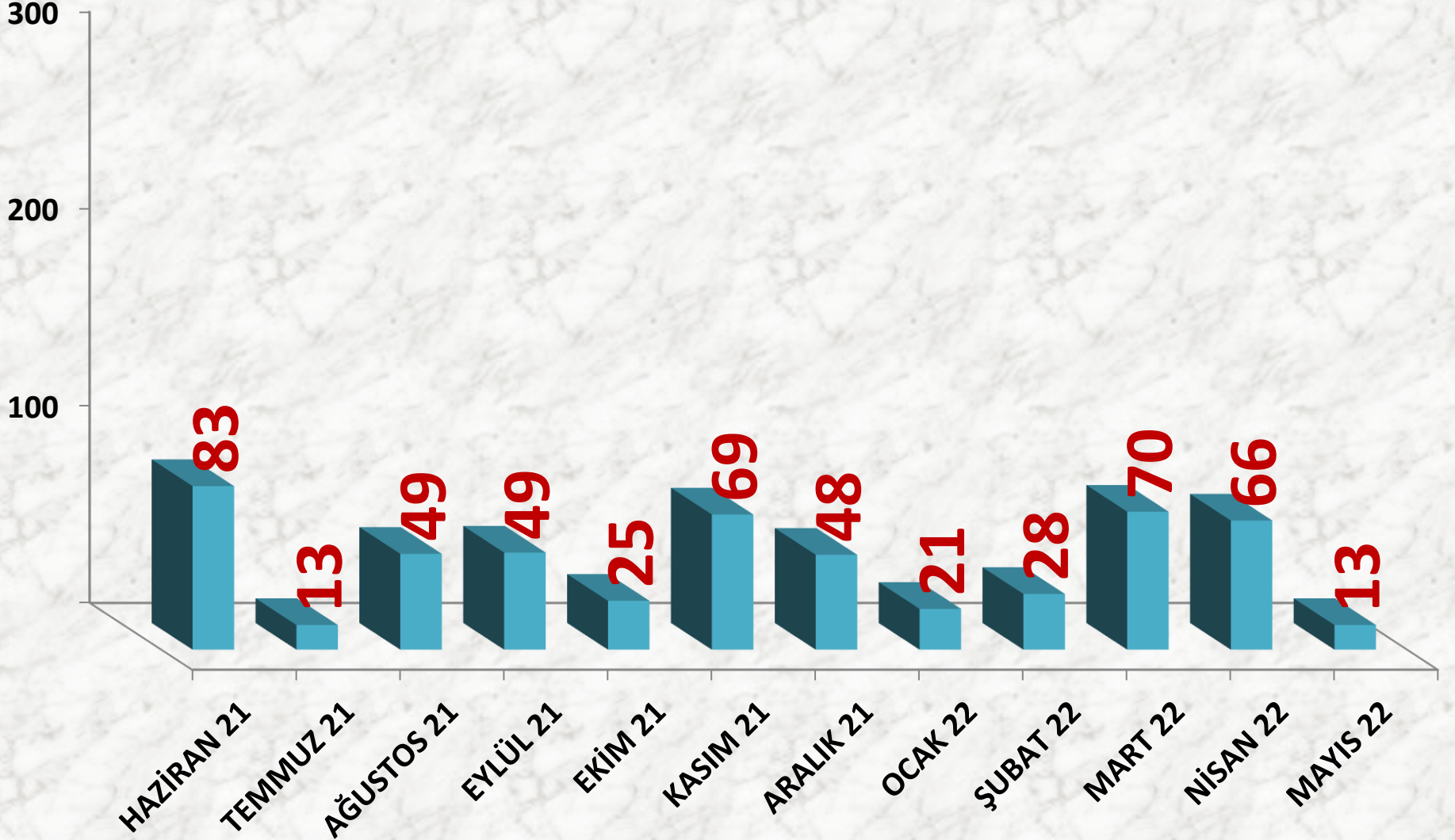
# YILLIK TOPLAM TTS LEBLEBİ TESCİLİ

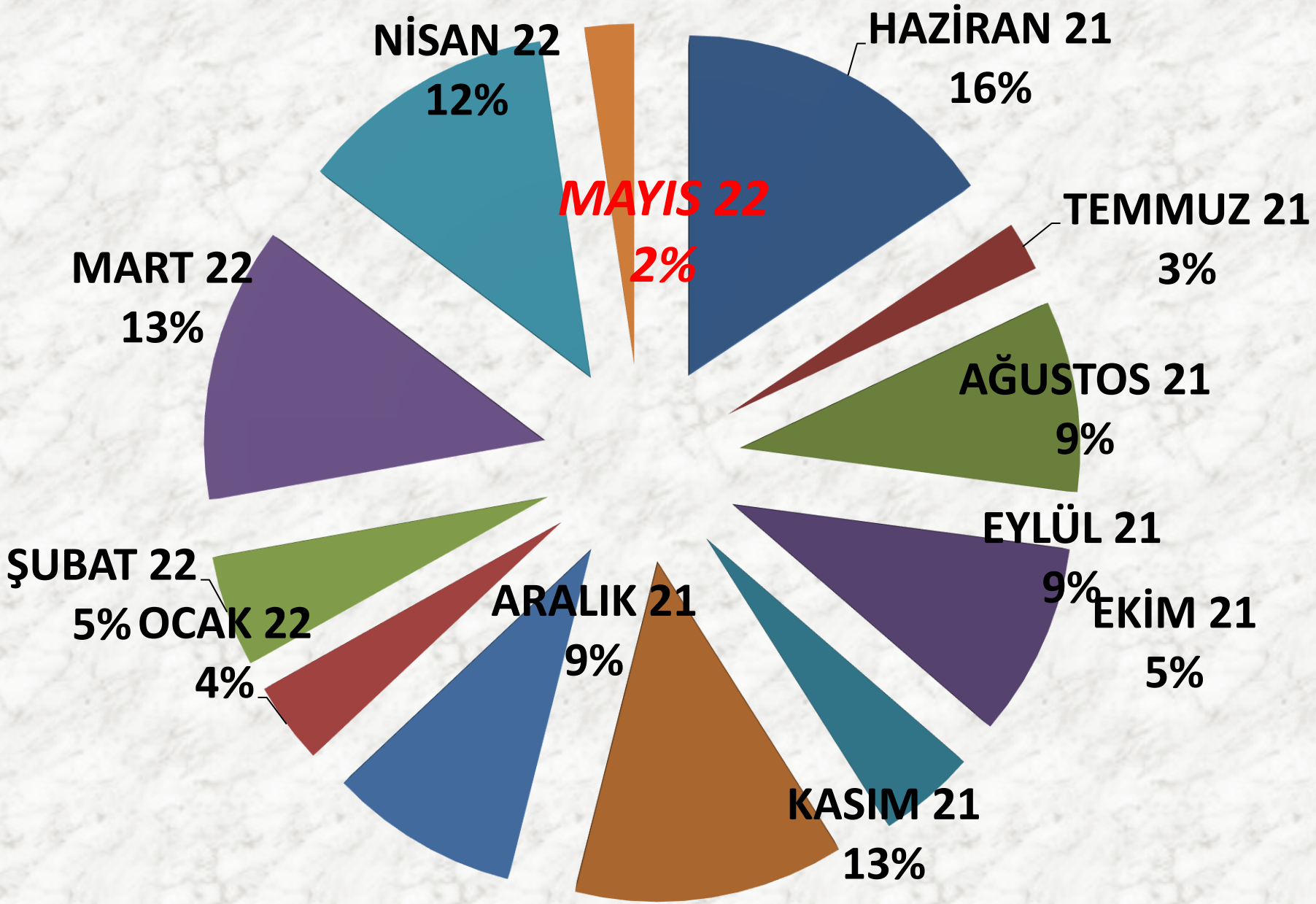


# LEBLEBİ İHRACAT MİKTARLARI

2020 MAYIS		2021 MAYIS		2022 MAYIS	
SARI LEBLEBİ	53.032 kg.	SARI LEBLEBİ	10.980 kg.	SARI LEBLEBİ	12.500 kg.
BEYAZ LEBLEBİ	57.600 kg.	BEYAZ LEBLEBİ	-	BEYAZ LEBLEBİ	-
KAPLAMALI LEBLEBİ	7.058 kg.	KAPLAMALI LEBLEBİ	-	KAPLAMALI LEBLEBİ	-
KIRIK LEBLEBİ	2.000 kg.	KIRIK LEBLEBİ	-	KIRIK LEBLEBİ	-
LEBLEBİ KALBURALTI	-	LEBLEBİ KALBURALTI	-	LEBLEBİ KALBURALTI	-
LEBLEBİ UNU	-	LEBLEBİ UNU	-	LEBLEBİ UNU	-
<b><u>TOPLAM</u></b>	<b>119.690 kg.</b>	<b><u>TOPLAM</u></b>	<b>10.980 kg.</b>	<b><u>TOPLAM</u></b>	<b>12.500 kg.</b>

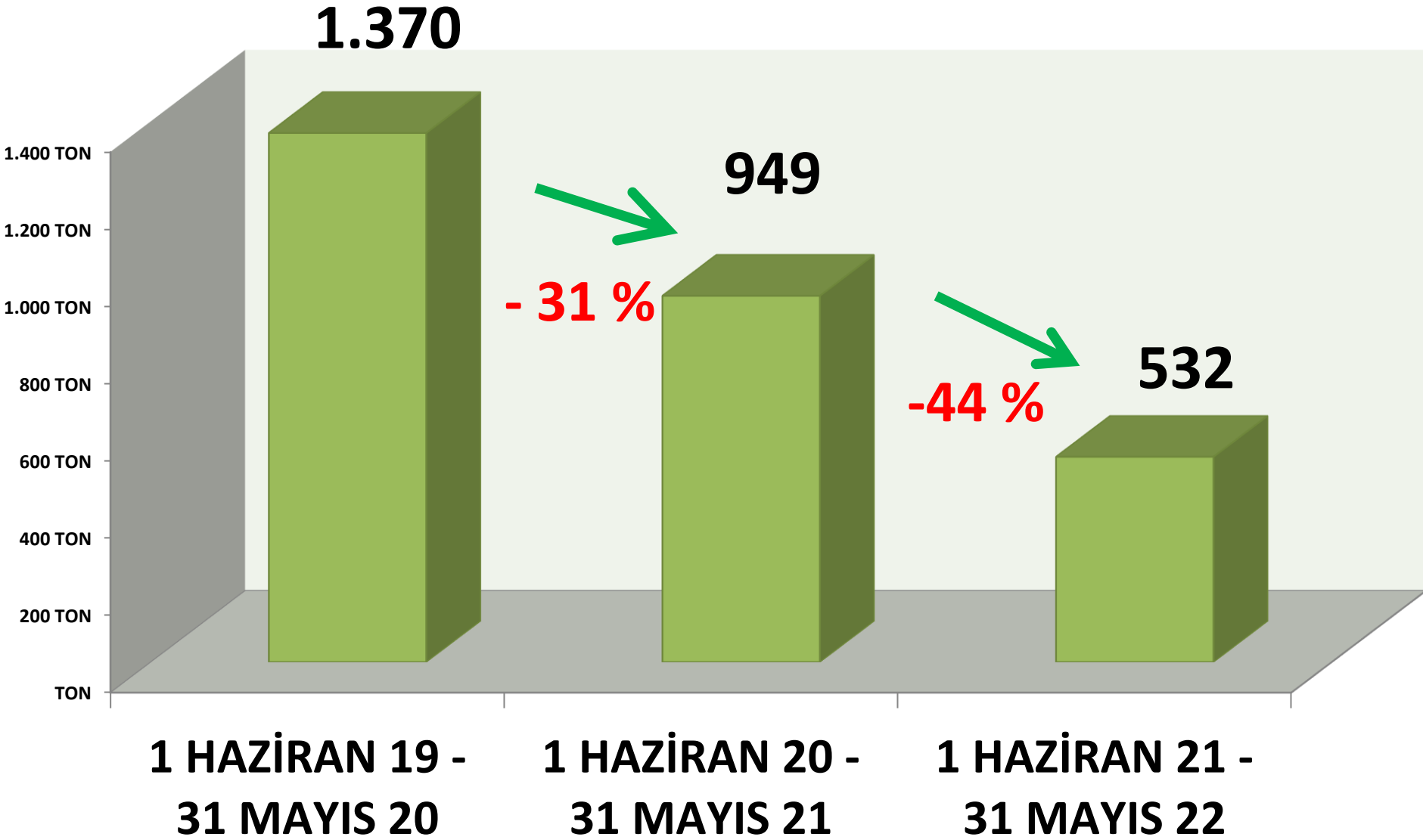
# Leblebi İhracat (Ton)





## AYLIK LEBLEBİ İHRACAT MİKTARI ORANLARI

# YILLIK TOPLAM LEBLEBİ İHRACAT MİKTARI (TON)



# AYÇEKİRDEĞİ

İŞLEM MİKTARI (TON)	2020 MAYIS	2021 MAYIS		2022 MAYIS	
MTS	464 TON	148%	1149 TON	46%	1675 TON
TTS	719 TON	61%	1157 TON	30%	1503 TON

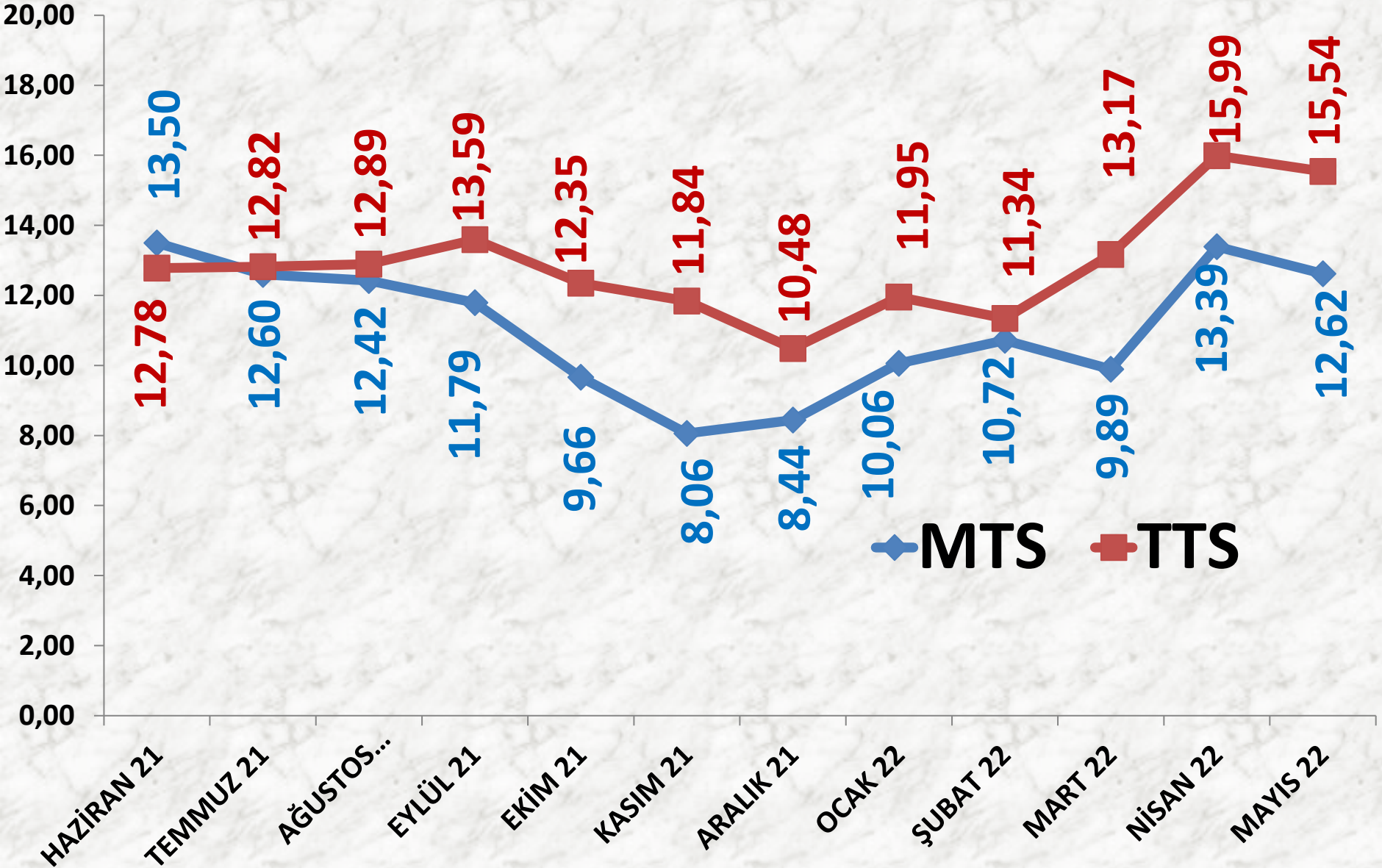
EN AZ FİYAT	2020 MAYIS	2021 MAYIS		2022 MAYIS	
MTS	5,84 TL	67%	9,75 TL	-28%	7,02 TL
TTS	5,80 TL	72%	10,00 TL	-10%	9,00 TL

EN ÇOK FİYAT	2020 MAYIS	2021 MAYIS		2022 MAYIS	
MTS	12,65 TL	33%	16,77 TL	3%	17,24 TL
TTS	15,67 TL	18%	18,50 TL	41%	26,00 TL

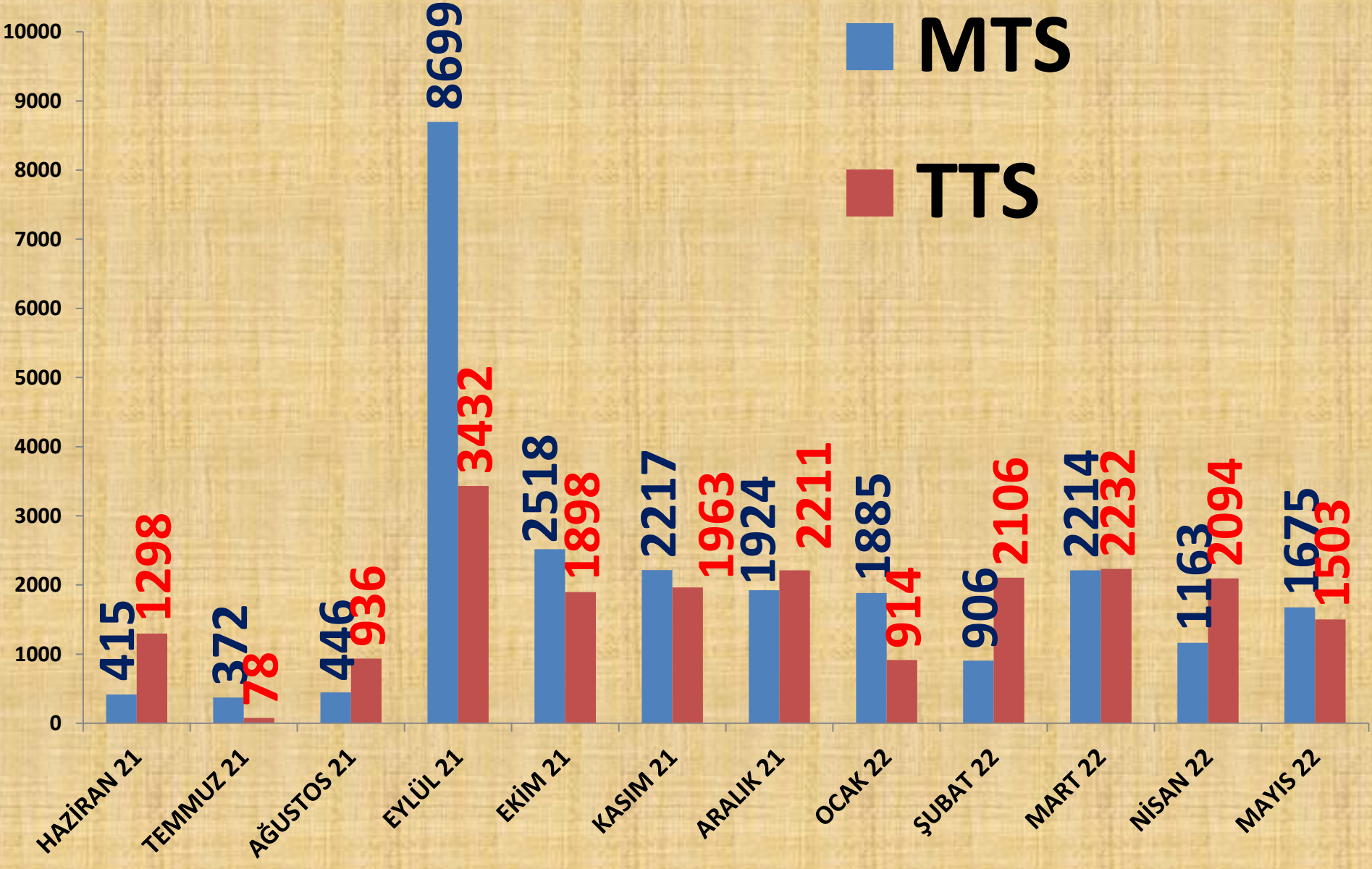
ORT. FİYAT	2020 MAYIS	2021 MAYIS		2022 MAYIS	
MTS	9,77 TL	12%	10,91 TL	16%	12,62 TL
TTS	10,82 TL	6%	11,42 TL	36%	15,54 TL

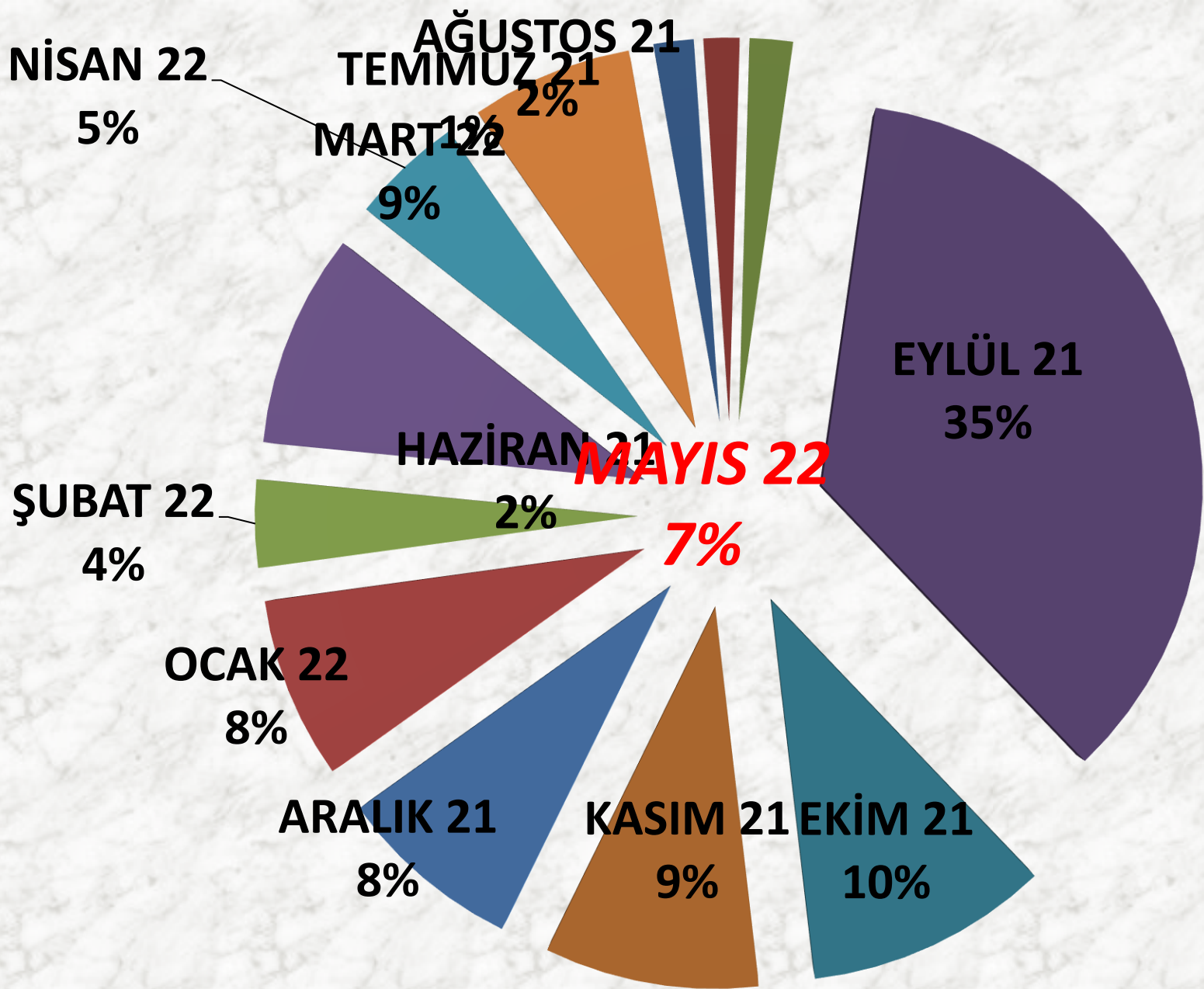


# AYLIK AYÇİÇEĞİ FİYAT TRENDİ (TL)



# AYLIK AYÇİÇEĞİ İŞLEM MİKTARI (TON)

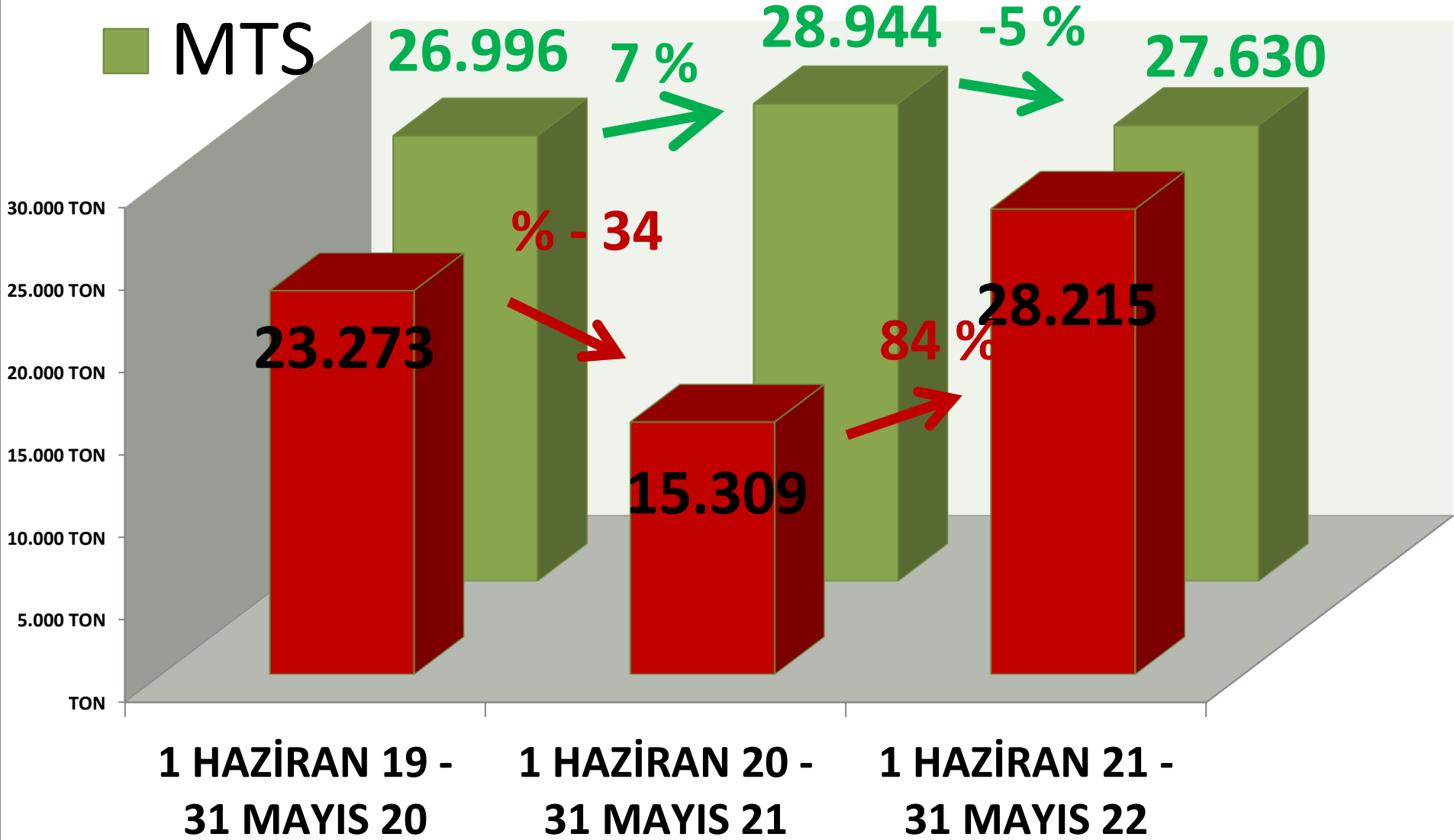




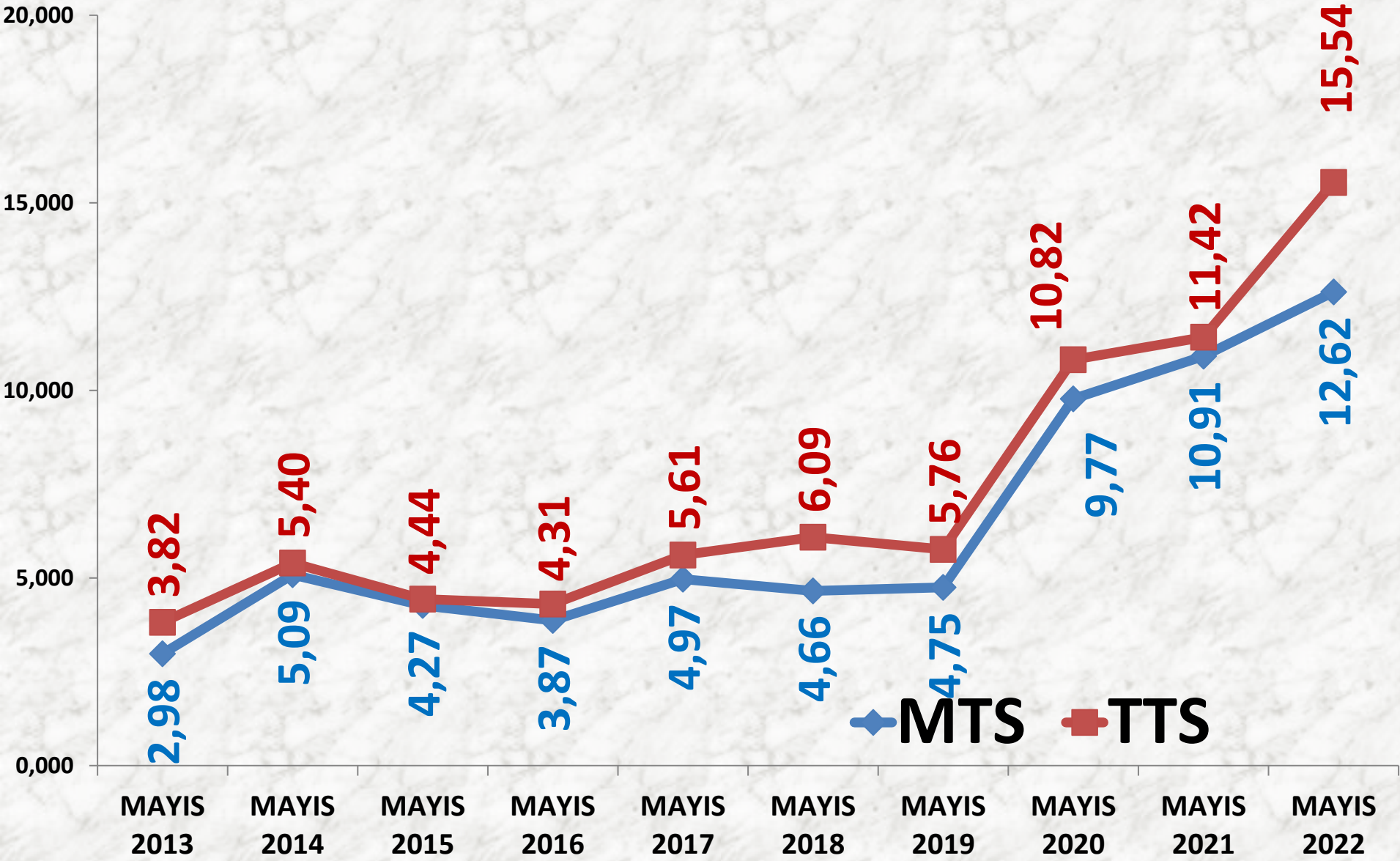
AYLIK AYÇİÇEĞİ MTS İŞLEM MİKTARI ORANLARI

# TTS YILLIK TOPLAM AYÇİÇEĞİ İŞLEM MİKTARI (TON)

■ MTS

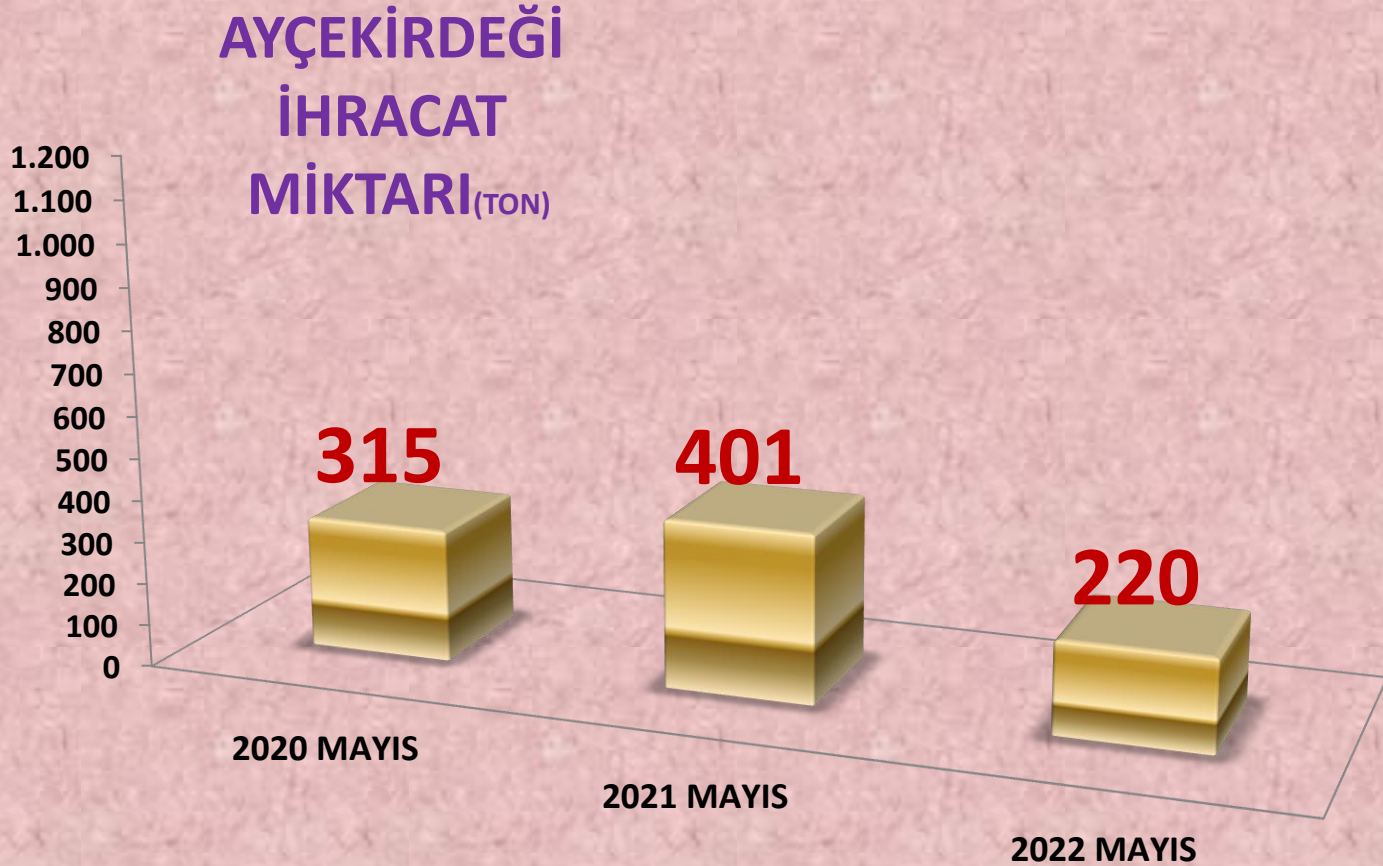


# MAYIS AYLARI AYÇİÇEĞİ FİYAT ORT. (TL)

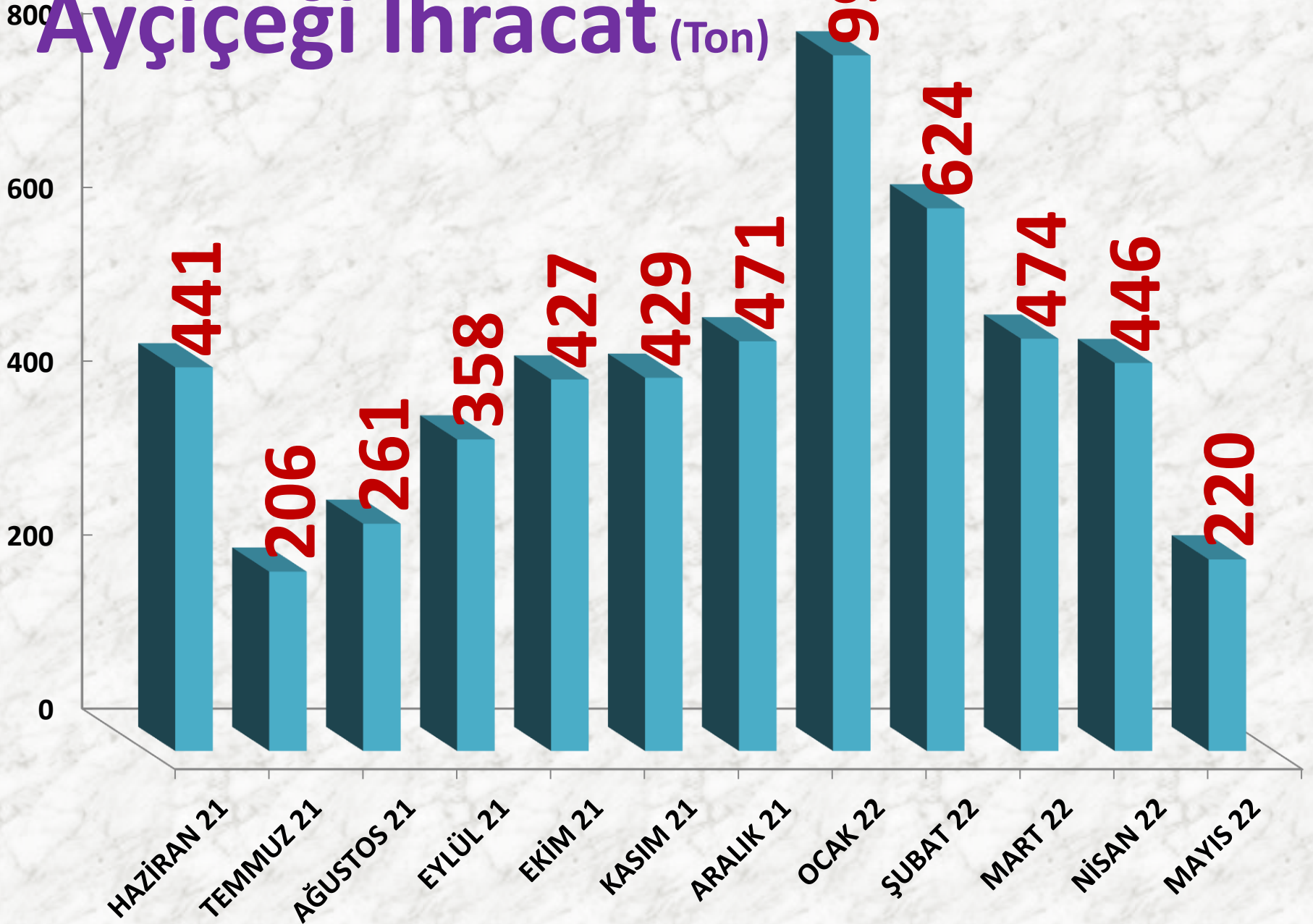


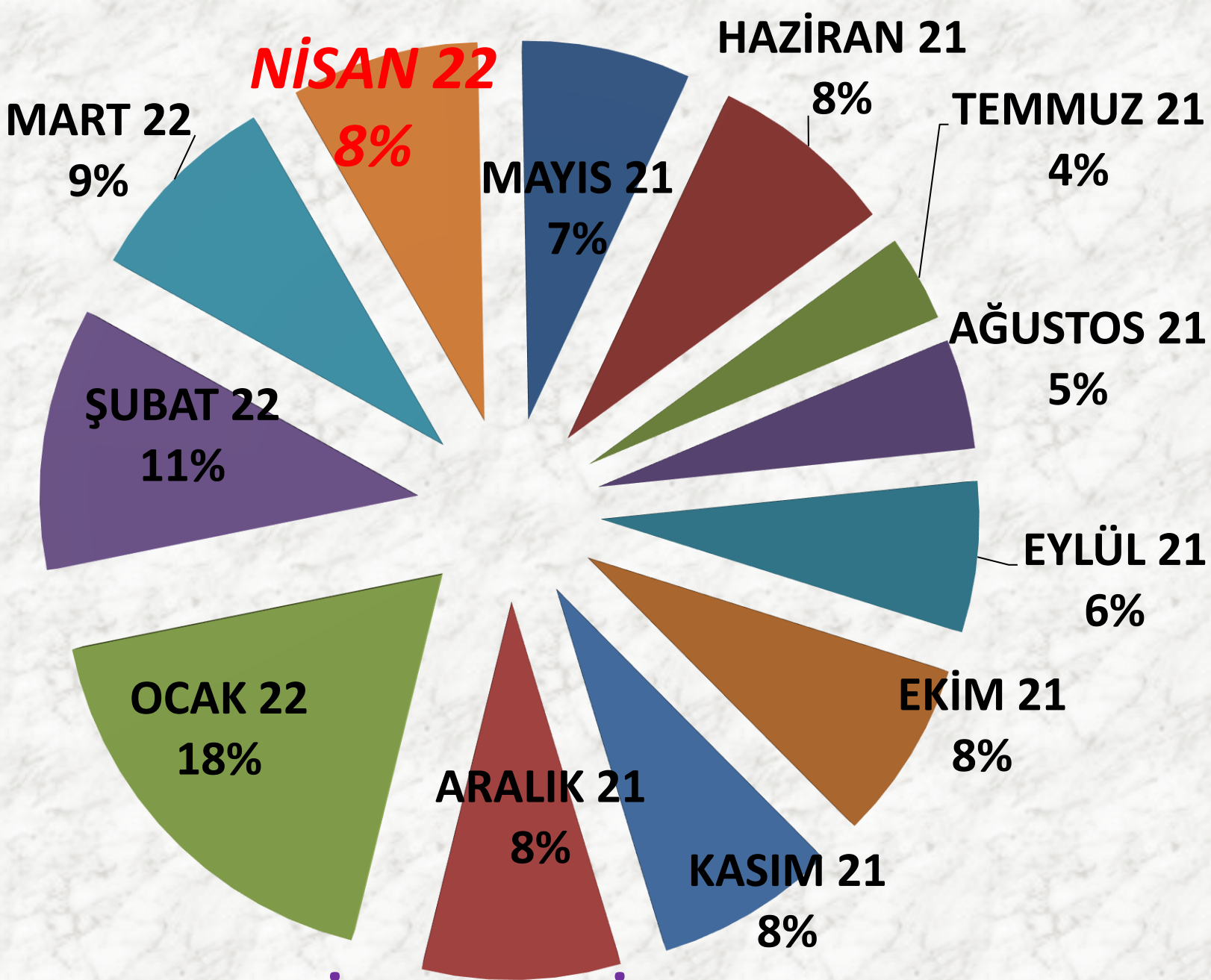
# AYÇEKİRDEĞİ İHRACATI

İŞLEM HACMİ TON	2020 MAYIS	2021 MAYIS	2022 MAYIS
TTS	315 TON	27% 401 TON	-45% 220 TON



# Ayçiçeği İhracat (Ton)

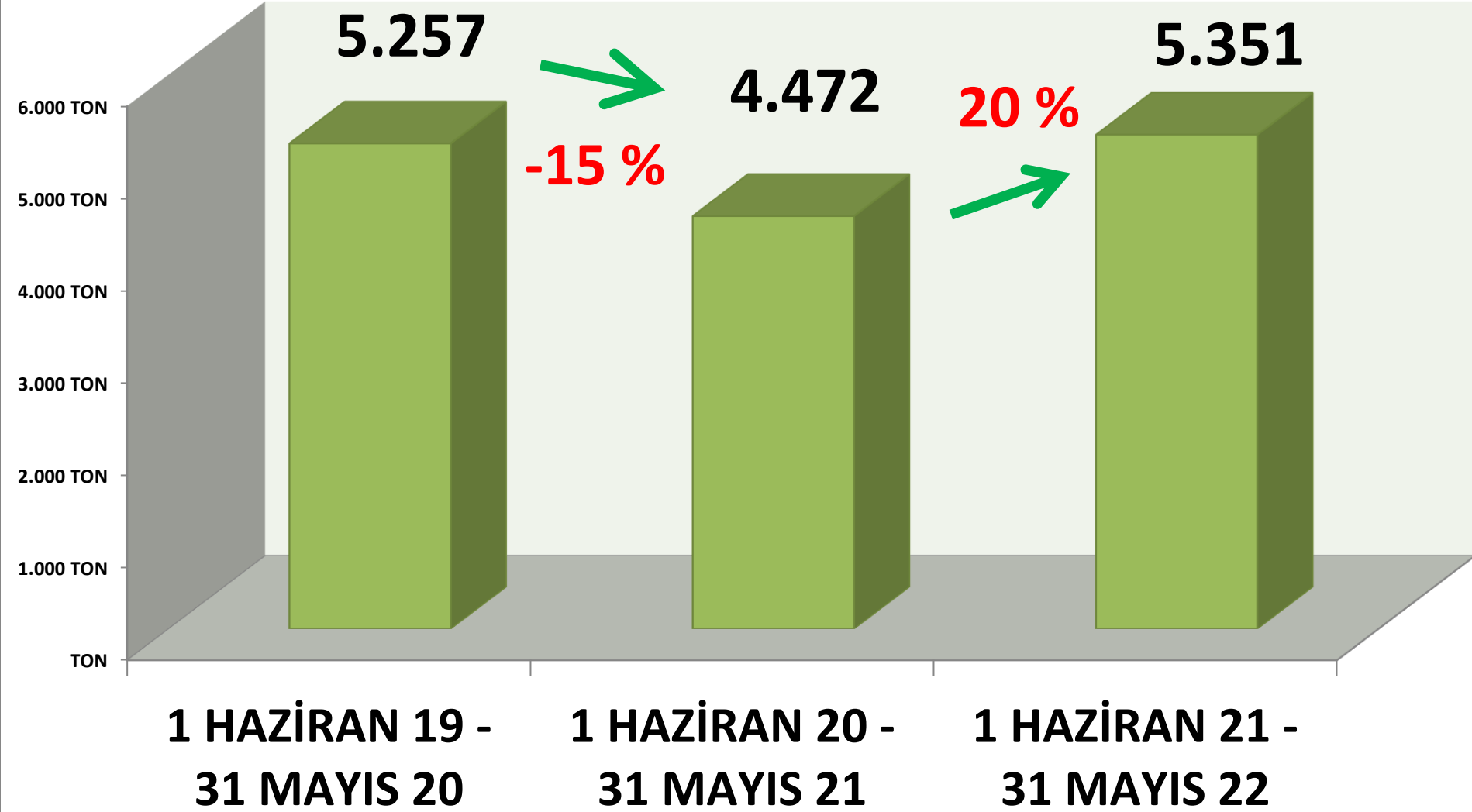




**Aylık Ayçiçeği İhracat Miktarı Oranları**



# YILLIK TOPLAM AYÇİÇEĞİ İHRACAT MİKTARI (TON)



# SÜT

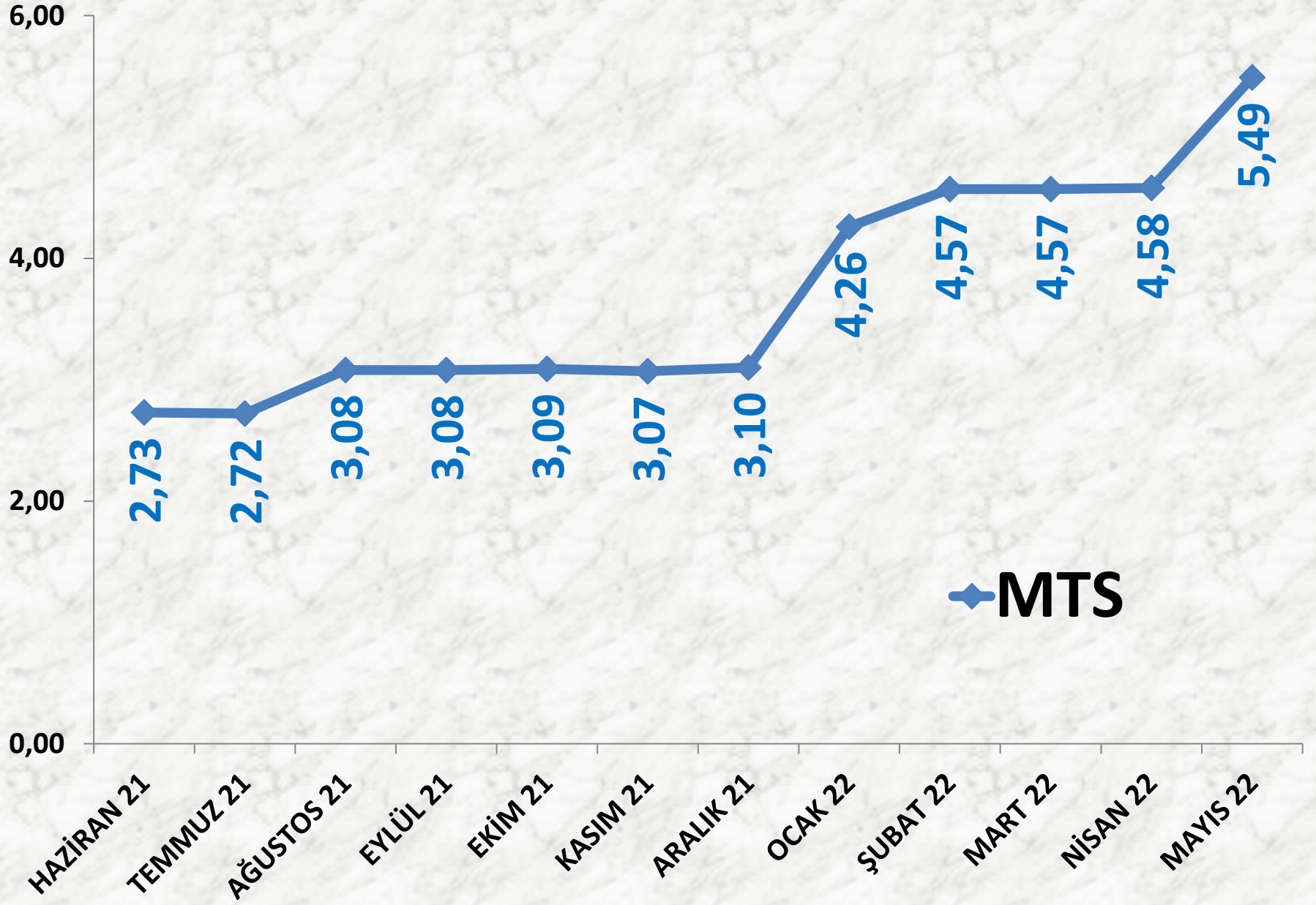
İŞLEM MİKTARI (M <sup>3</sup> )	2020 MAYIS		2021 MAYIS		2022 MAYIS	
	MTS	30.455 M <sup>3</sup>	4%	31.746 M <sup>3</sup>	-6%	29.883 M <sup>3</sup>

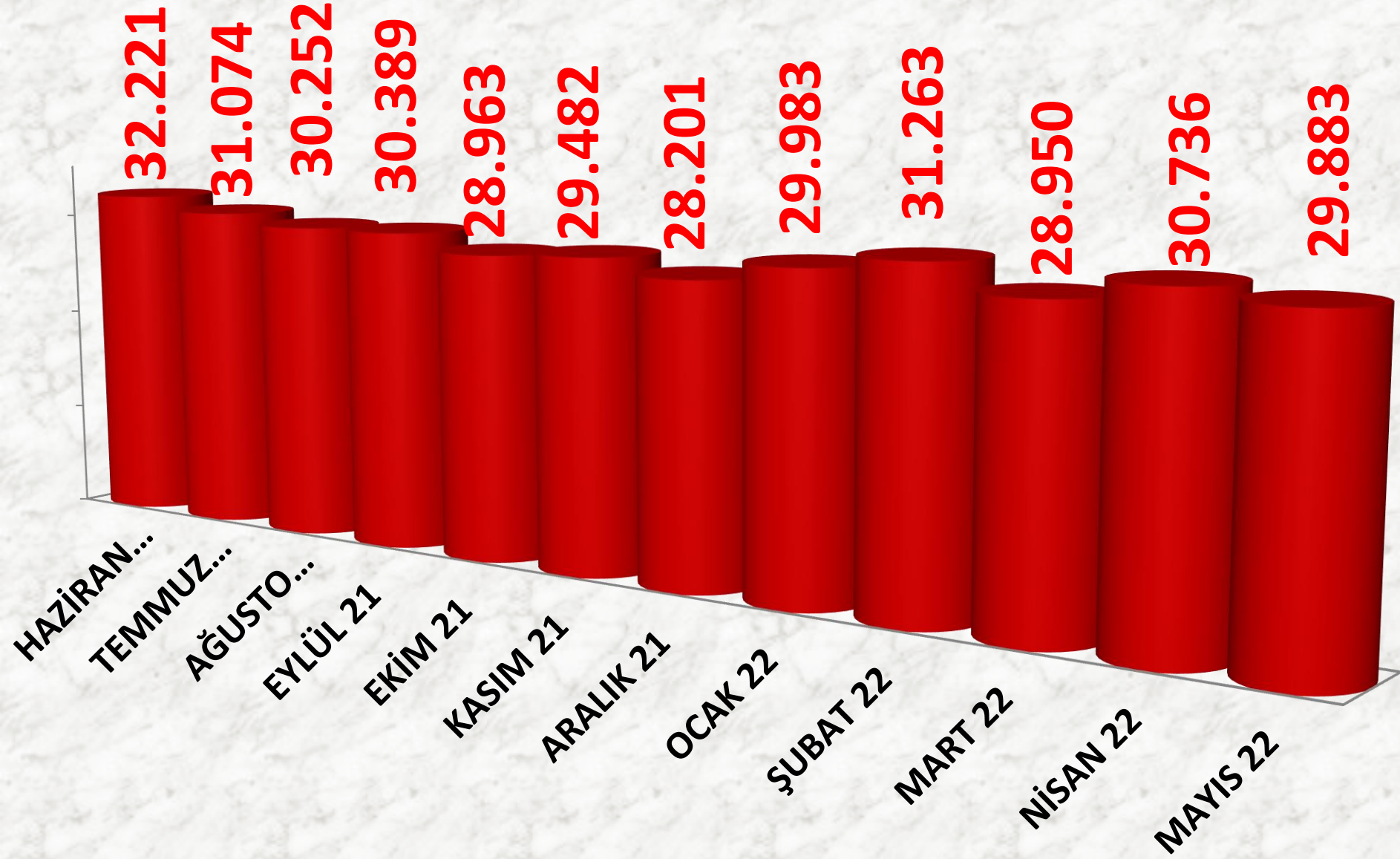
EN AZ FİYAT	2020 MAYIS		2021 MAYIS		2022 MAYIS	
	MTS	1,85 TL	35%	2,50 TL	80%	4,50 TL

EN ÇOK FİYAT	2020 MAYIS		2021 MAYIS		2022 MAYIS	
	MTS	2,55 TL	23%	3,13 TL	119%	6,85 TL

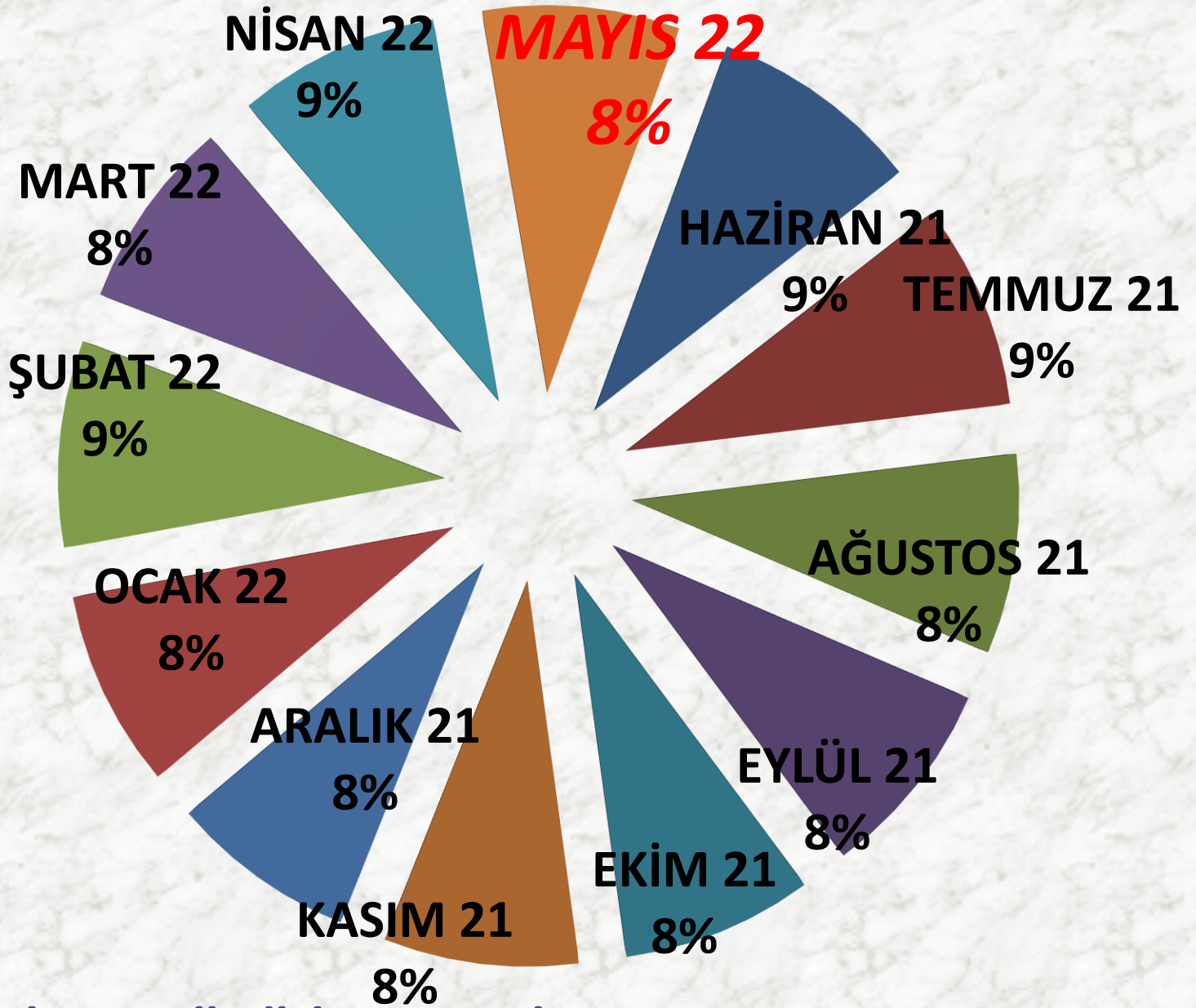
ORTALAMA FİYAT	2020 MAYIS		2021 MAYIS		2022 MAYIS	
	MTS	2,23 TL	23%	2,73 TL	101%	5,49 TL

# AYLIK İNEK SÜTÜ FİYAT TRENDİ (TL)





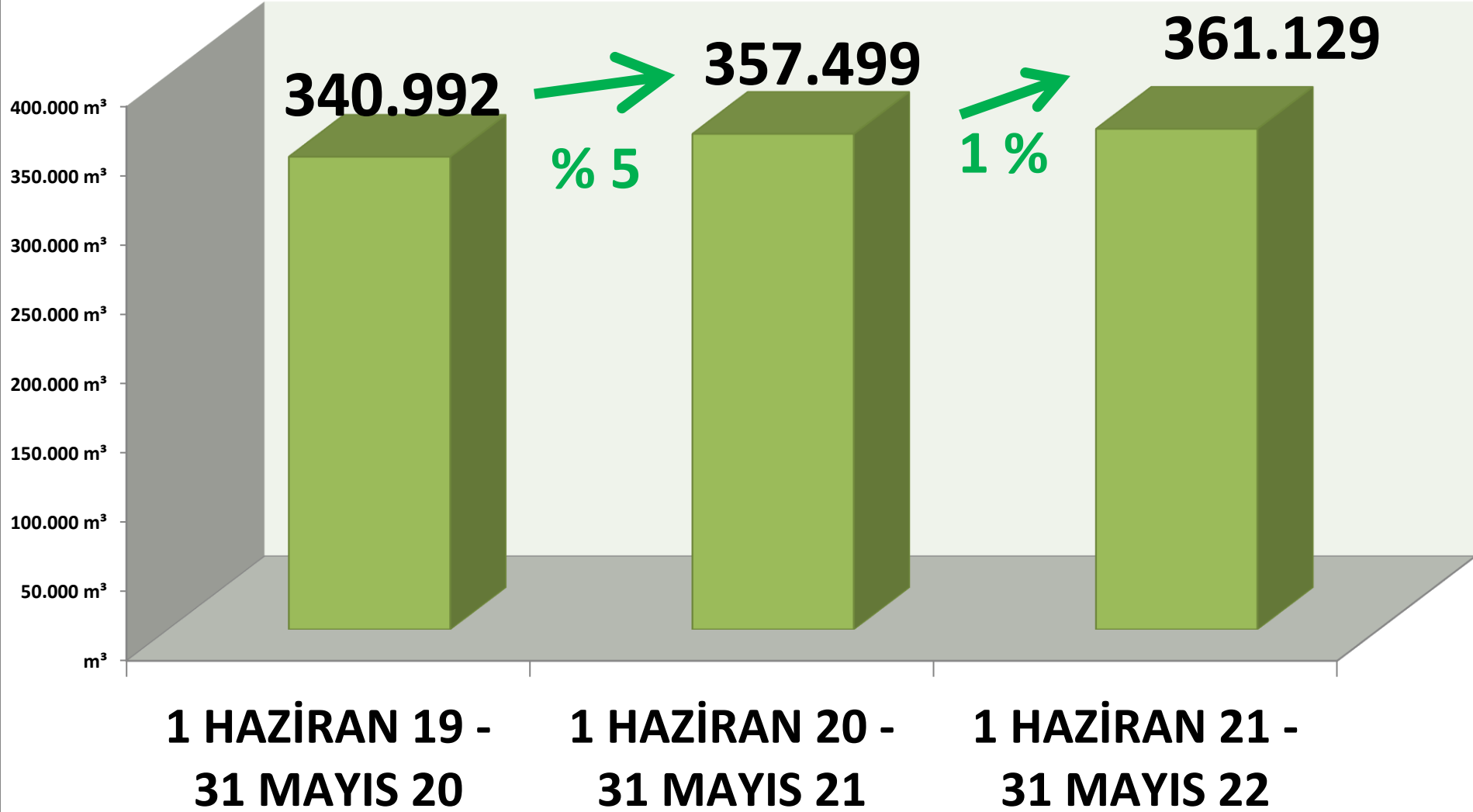
**AYLIK SÜT İŞLEM MİKTARI (M<sup>3</sup>)**



AYLIK MTS İNEK SÜTÜ İŞLEM MİKTARI ORANLARI

# YILLIK TOPLAM İNEK SÜTÜ İŞLEM MİKTARI (M<sup>3</sup>)

■ MTS



# BEYAZ HAŞHAŞ

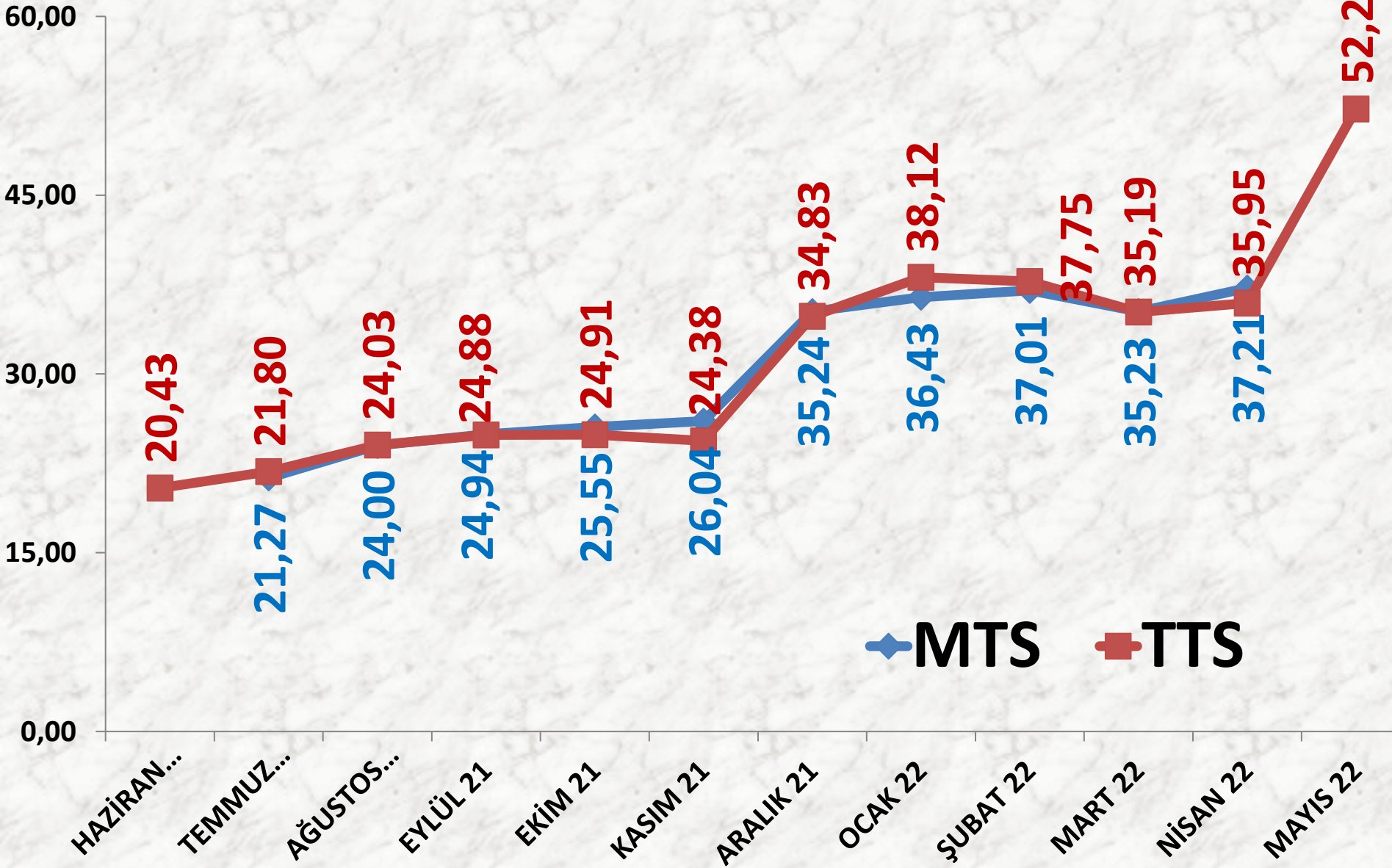
İŞLEM MİKTARI (TON)	2020 MAYIS	2021 MAYIS		2022 MAYIS	
MTS	81 TON	-100%	TON	-	TON
TTS	101 TON	-79%	21 TON	271%	77 TON

EN AZ FİYAT	2020 MAYIS	2021 MAYIS		2022 MAYIS	
MTS	18,75 TL	-	-	-	-
TTS	19,00 TL	12%	21,29 TL	27%	27,00 TL

EN ÇOK FİYAT	2020 MAYIS	2021 MAYIS		2022 MAYIS	
MTS	24,50 TL	-	-	-	-
TTS	28,00 TL	5%	29,36 TL	111%	61,90 TL

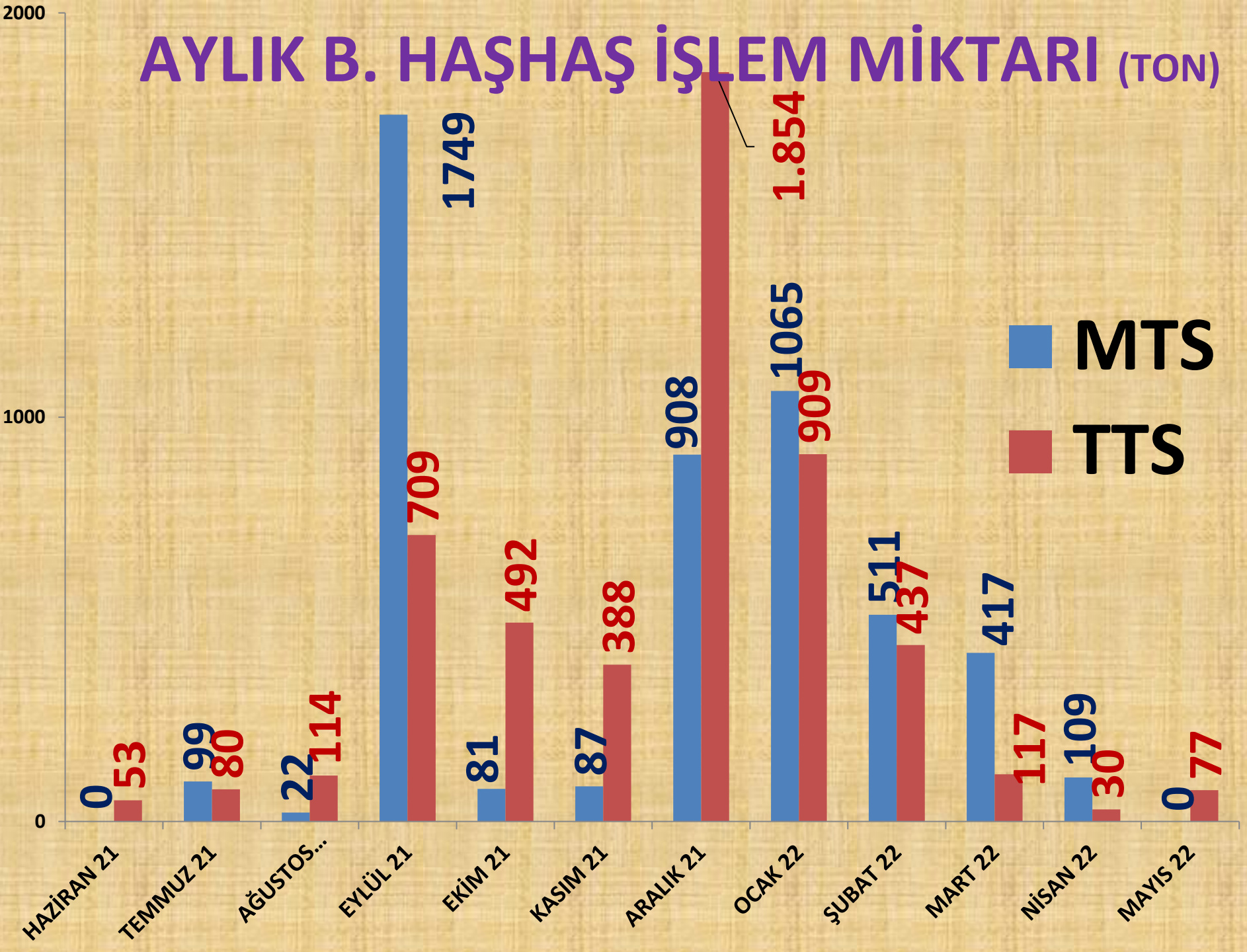
ORT. FİYAT	2020 MAYIS	2021 MAYIS		2022 MAYIS	
MTS	18,81 TL	-	-	-	-
TTS	19,54 TL	11%	21,72 TL	141%	52,24 TL

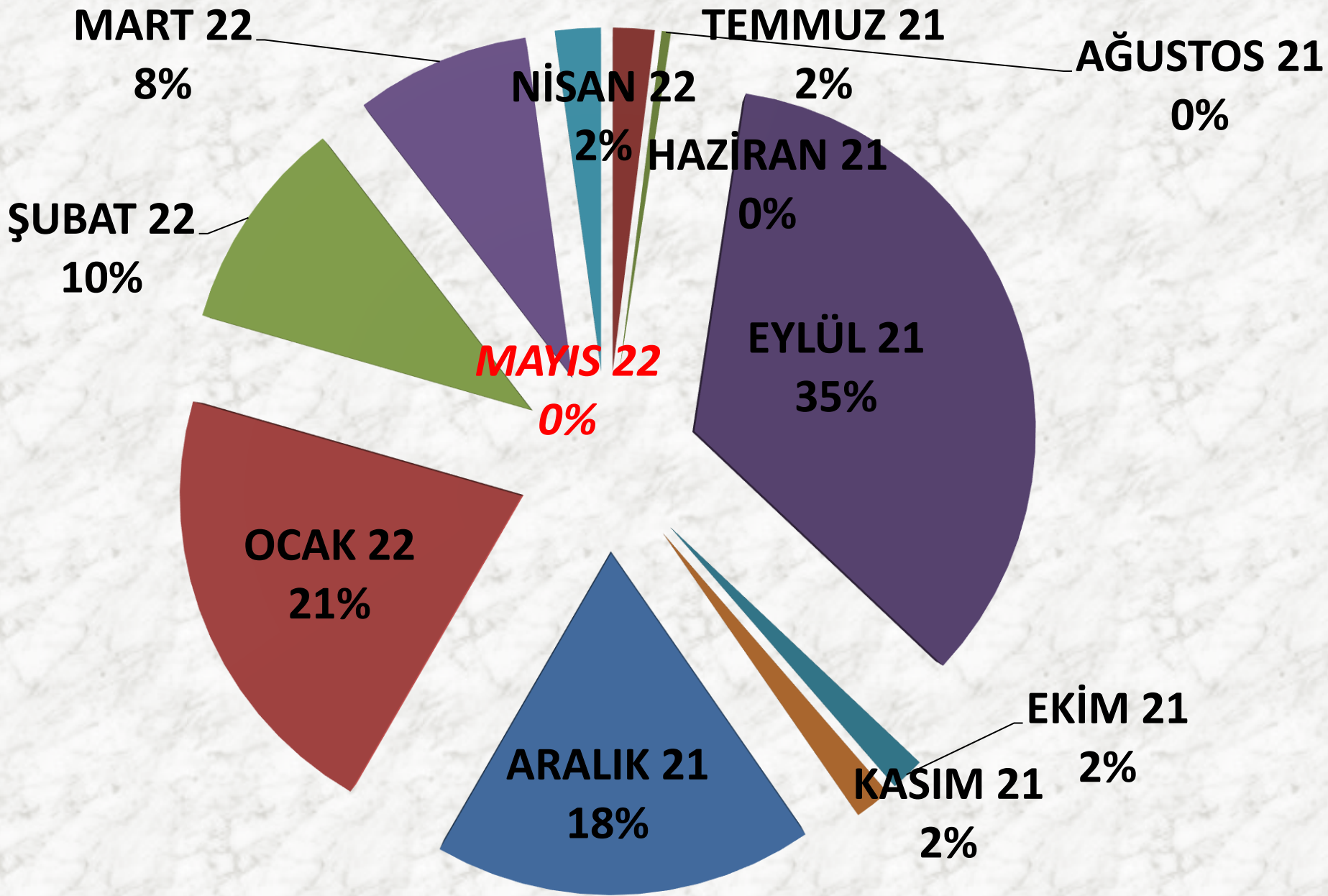
# AYLIK B. HAŞHAŞ FİYAT TRENDİ<sub>(TL)</sub>





# AYLIK B. HAŞHAŞ İŞLEM MİKTARI (TON)



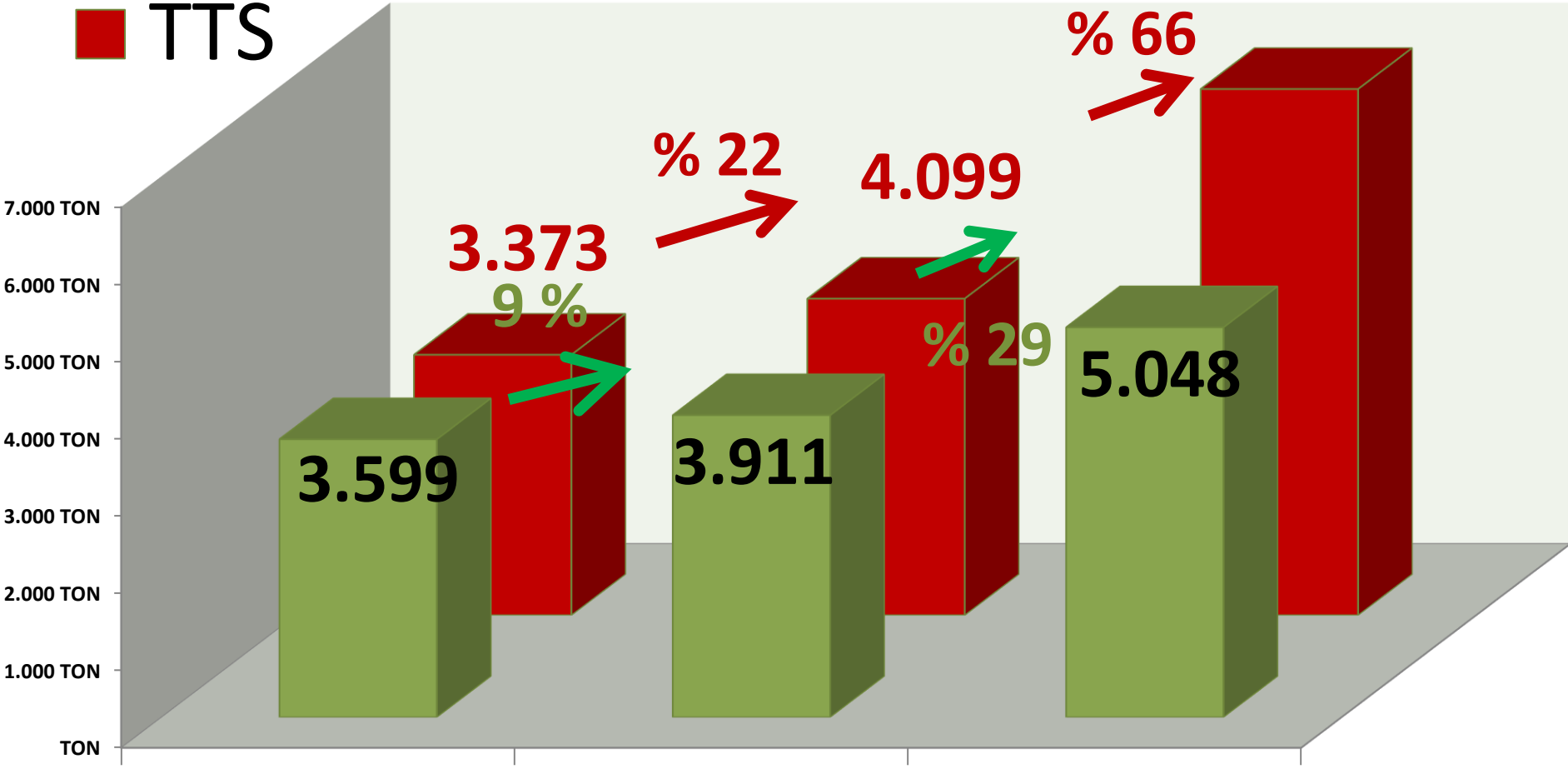


## B. HAŞHAŞ MTS İŞLEM MİKTARI ORANLARI

# MTS YILLIK TOPLAM B. HAŞHAŞ İŞLEM MİKTARI (TON)

■ MTS  
■ TTS

6.809

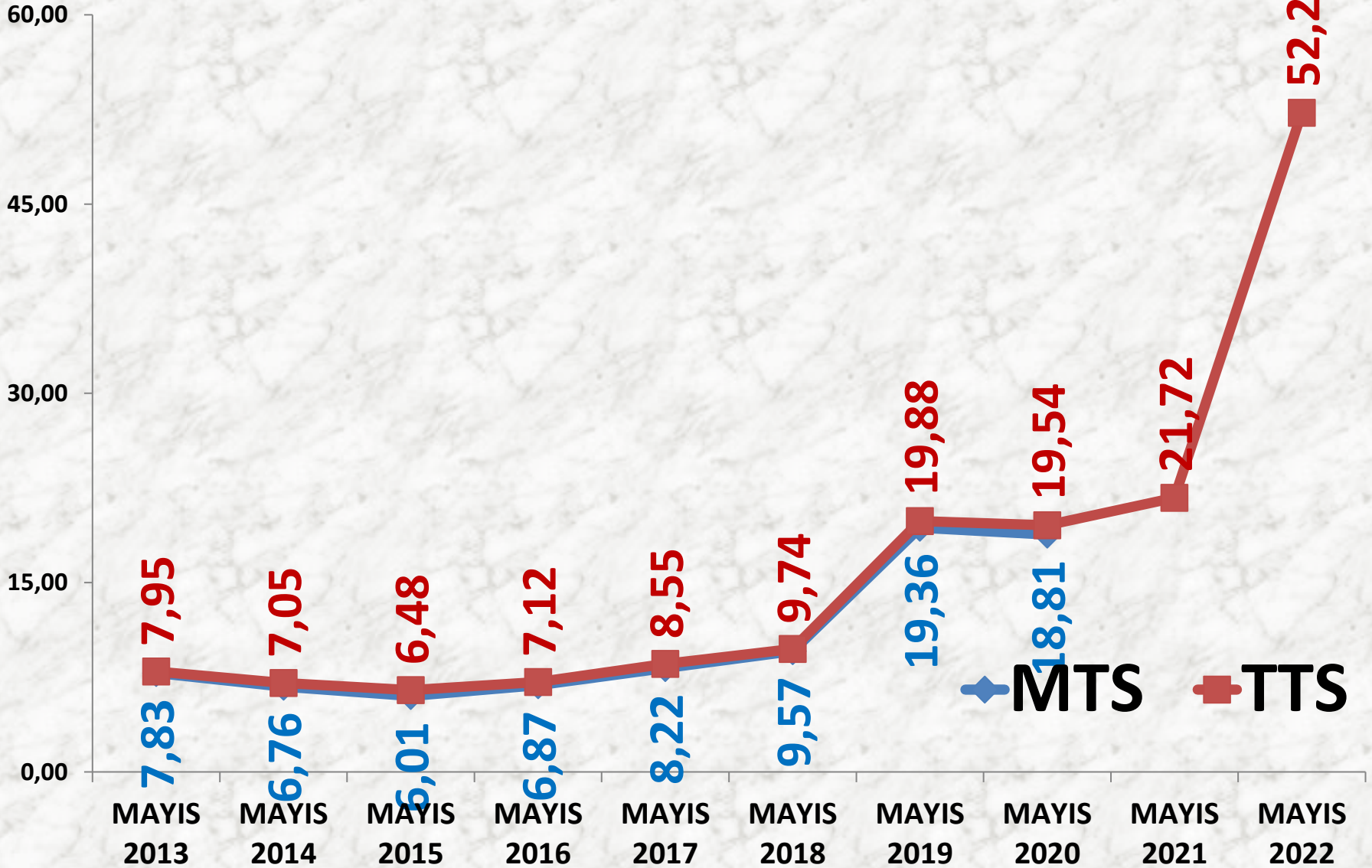


1 HAZİRAN 19 -  
31 MAYIS 20

1 HAZİRAN 20 -  
31 MAYIS 21

1 HAZİRAN 21 -  
31 MAYIS 22

# MAYIS AYLARI B. HAŞHAŞ FİYAT TRENDİ (TL)



# MAVİ HAŞHAŞ

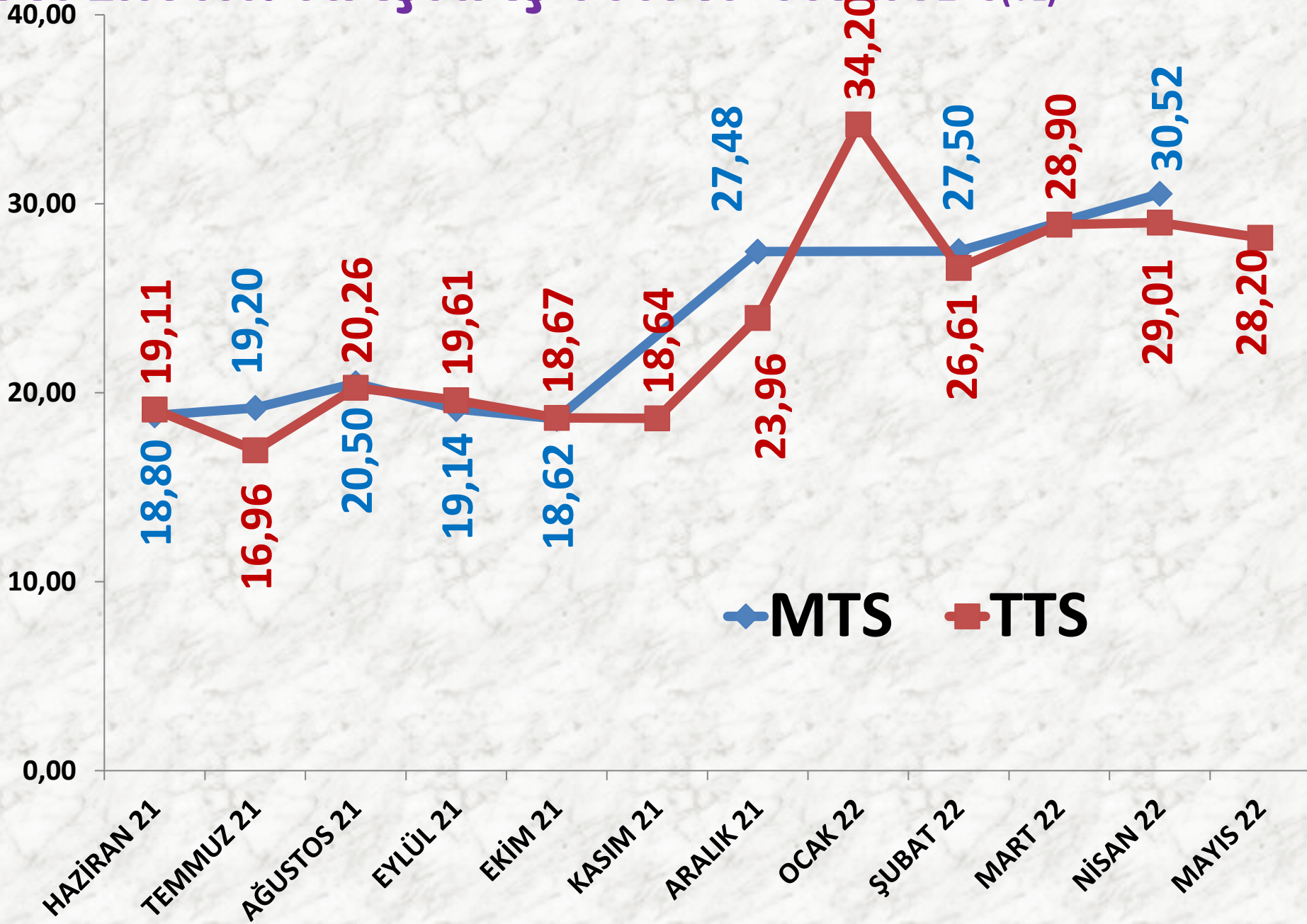
<b>İŞLEM MİKTARI (TON)</b>	<b>2020 MAYIS</b>	<b>2021 MAYIS</b>		<b>2022 MAYIS</b>	
<b>MTS</b>	<b>44 TON</b>	<b>-36%</b>	<b>28 TON</b>	<b>-</b>	<b>0</b>
<b>TTS</b>	<b>29 TON</b>	<b>21%</b>	<b>35 TON</b>	<b>224%</b>	<b>112 TON</b>

<b>EN AZ FİYAT</b>	<b>2020 MAYIS</b>	<b>2021 MAYIS</b>		<b>2022 MAYIS</b>	
<b>MTS</b>	<b>17,30 TL</b>	<b>8%</b>	<b>18,64 TL</b>	<b>-</b>	<b>-</b>
<b>TTS</b>	<b>17,30 TL</b>	<b>13%</b>	<b>19,50 TL</b>	<b>20%</b>	<b>23,31 TL</b>

<b>EN ÇOK FİYAT</b>	<b>2020 MAYIS</b>	<b>2021 MAYIS</b>		<b>2022 MAYIS</b>	
<b>MTS</b>	<b>23,30 TL</b>	<b>-20%</b>	<b>18,64 TL</b>	<b>-</b>	<b>-</b>
<b>TTS</b>	<b>24,50 TL</b>	<b>14%</b>	<b>28,00 TL</b>	<b>17%</b>	<b>32,83 TL</b>

<b>ORT. FİYAT</b>	<b>2020 MAYIS</b>	<b>2021 MAYIS</b>		<b>2022 MAYIS</b>	
<b>MTS</b>	<b>18,36 TL</b>	<b>2%</b>	<b>18,64 TL</b>	<b>-</b>	<b>-</b>
<b>TTS</b>	<b>19,33 TL</b>	<b>3%</b>	<b>19,83 TL</b>	<b>42%</b>	<b>28,20 TL</b>

# AYLIK M. HAŞHAŞ FİYAT TRENDİ (TL)

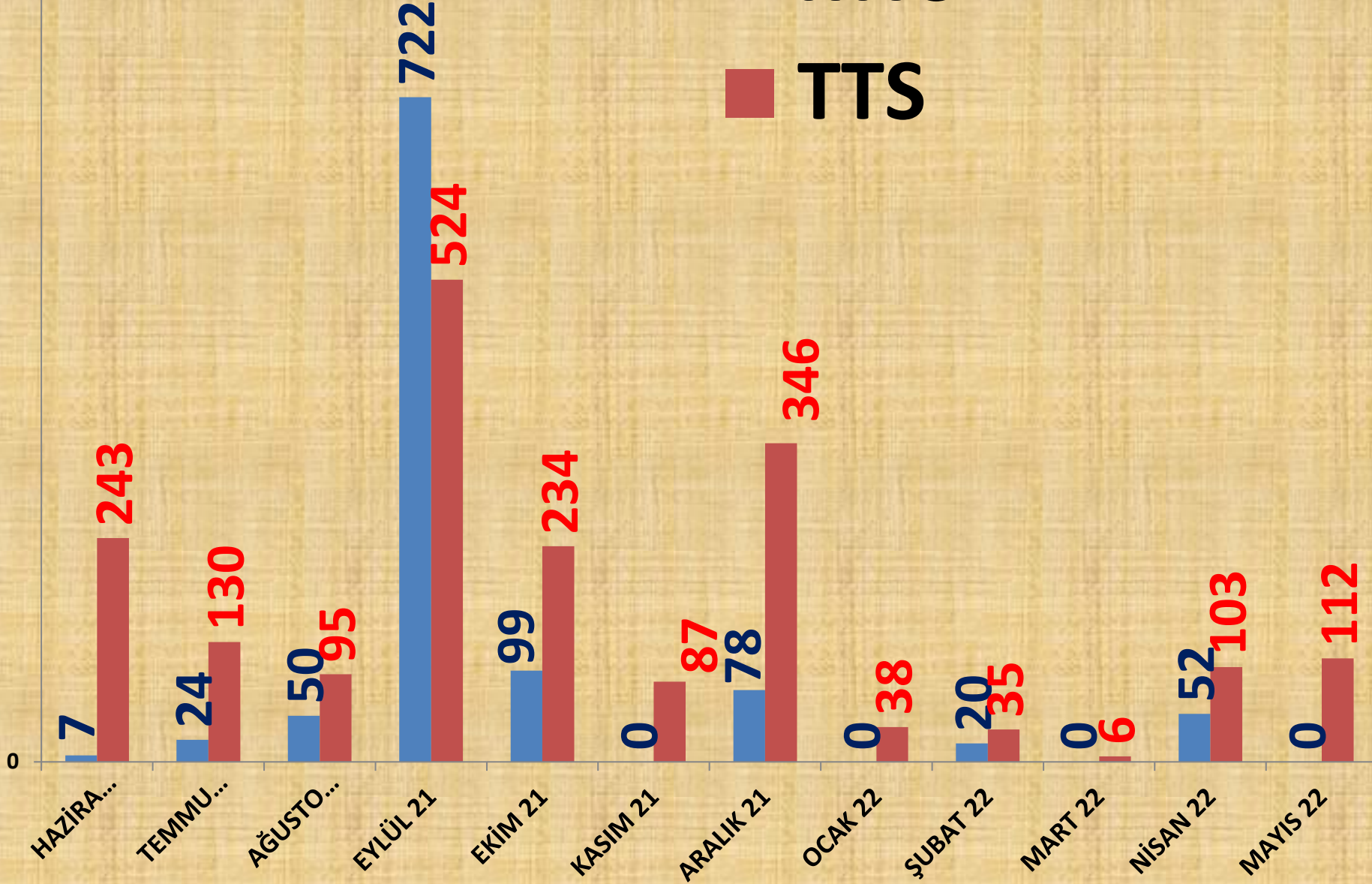


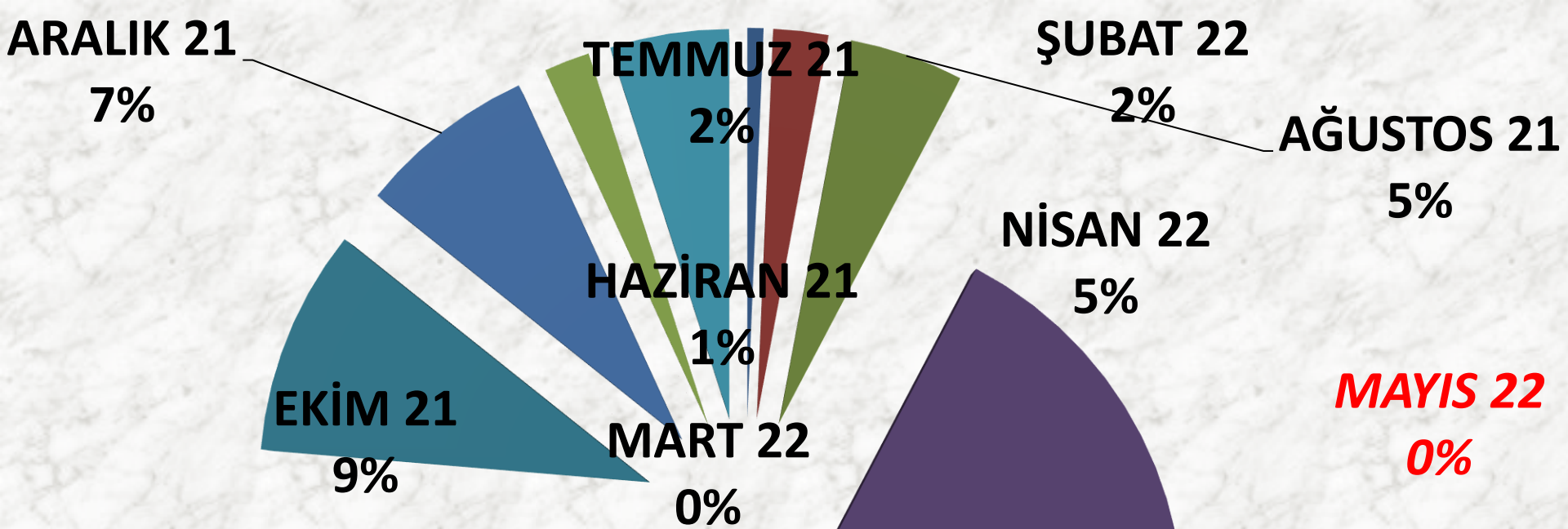
1000

# AYLIK M. HAŞHAŞ İŞLEM MİKTARI (TON)

■ MTS

■ TTS





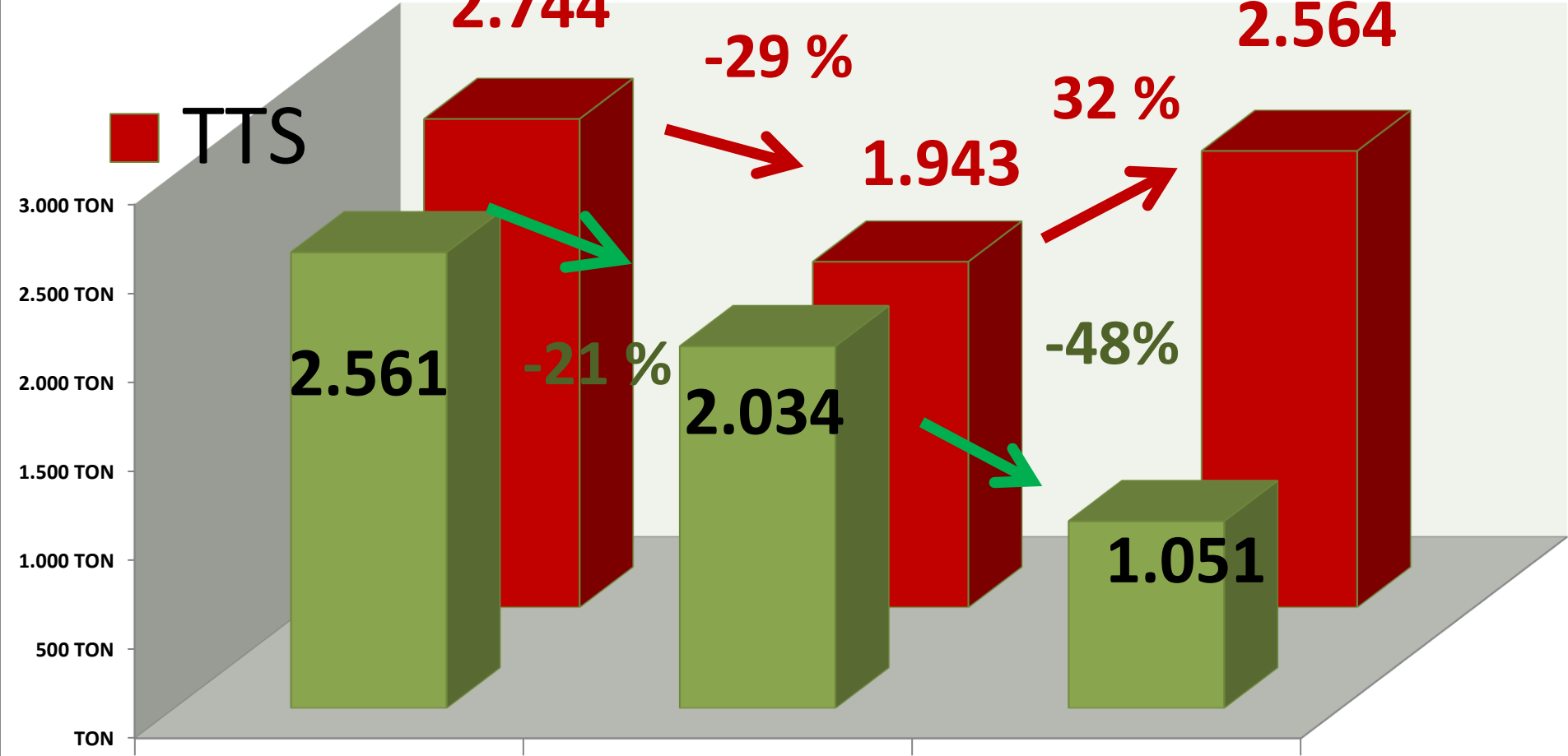
## M. HAŞHAŞ MTS İŞLEM MİKTARI ORANLARI



# YILLIK TOPLAM M. HAŞHAŞ İŞLEM MİKTARI (TON)

■ MTS

■ TTS

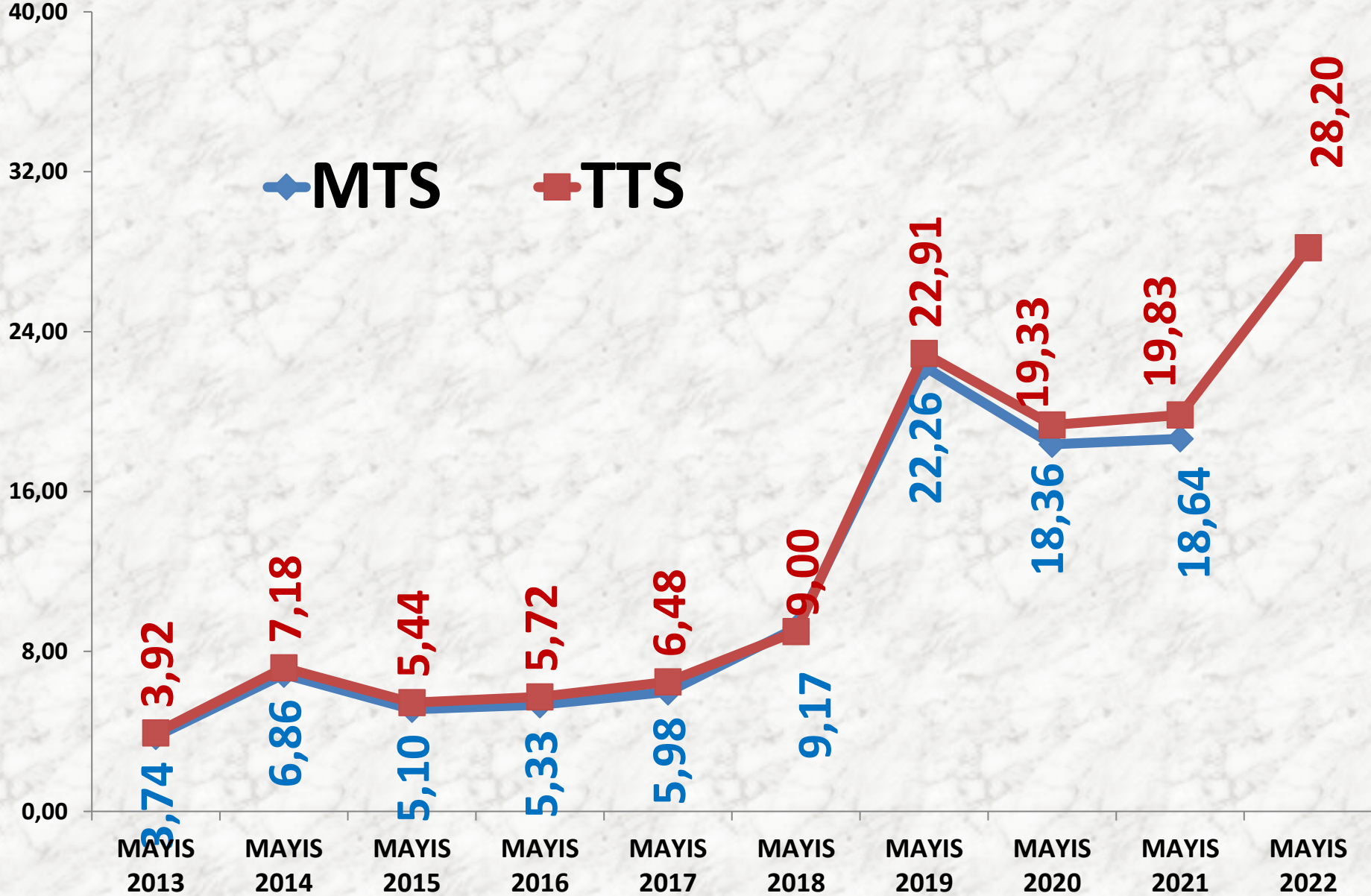


1 HAZİRAN 19 -  
31 MAYIS 20

1 HAZİRAN 20 -  
31 MAYIS 21

1 HAZİRAN 21 -  
31 MAYIS 22

# MAYIS AYLARI M. HAŞHAŞ FİYAT TRENDİ (TL)



# KÜTLÜ PAMUK

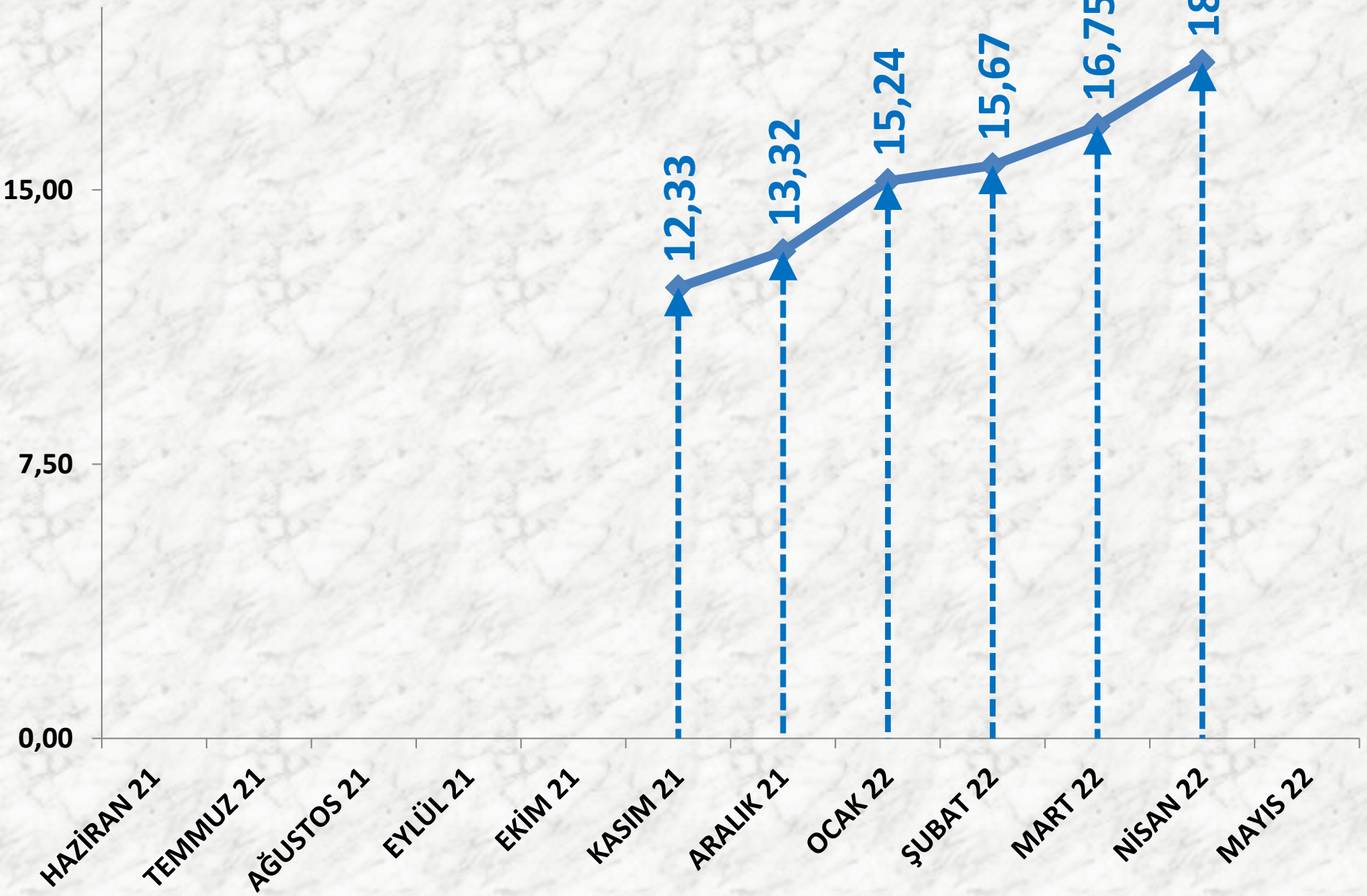
İŞLEM MİKTARI (TON)	2020 MAYIS	2021 MAYIS		2022 MAYIS	
MTS	0	-	0	-	0

EN AZ FİYAT	2020 MAYIS	2021 MAYIS		2022 MAYIS	
MTS	-	-	-	-	-

EN ÇOK FİYAT	2020 MAYIS	2021 MAYIS		2022 MAYIS	
MTS	-	-	-	-	-

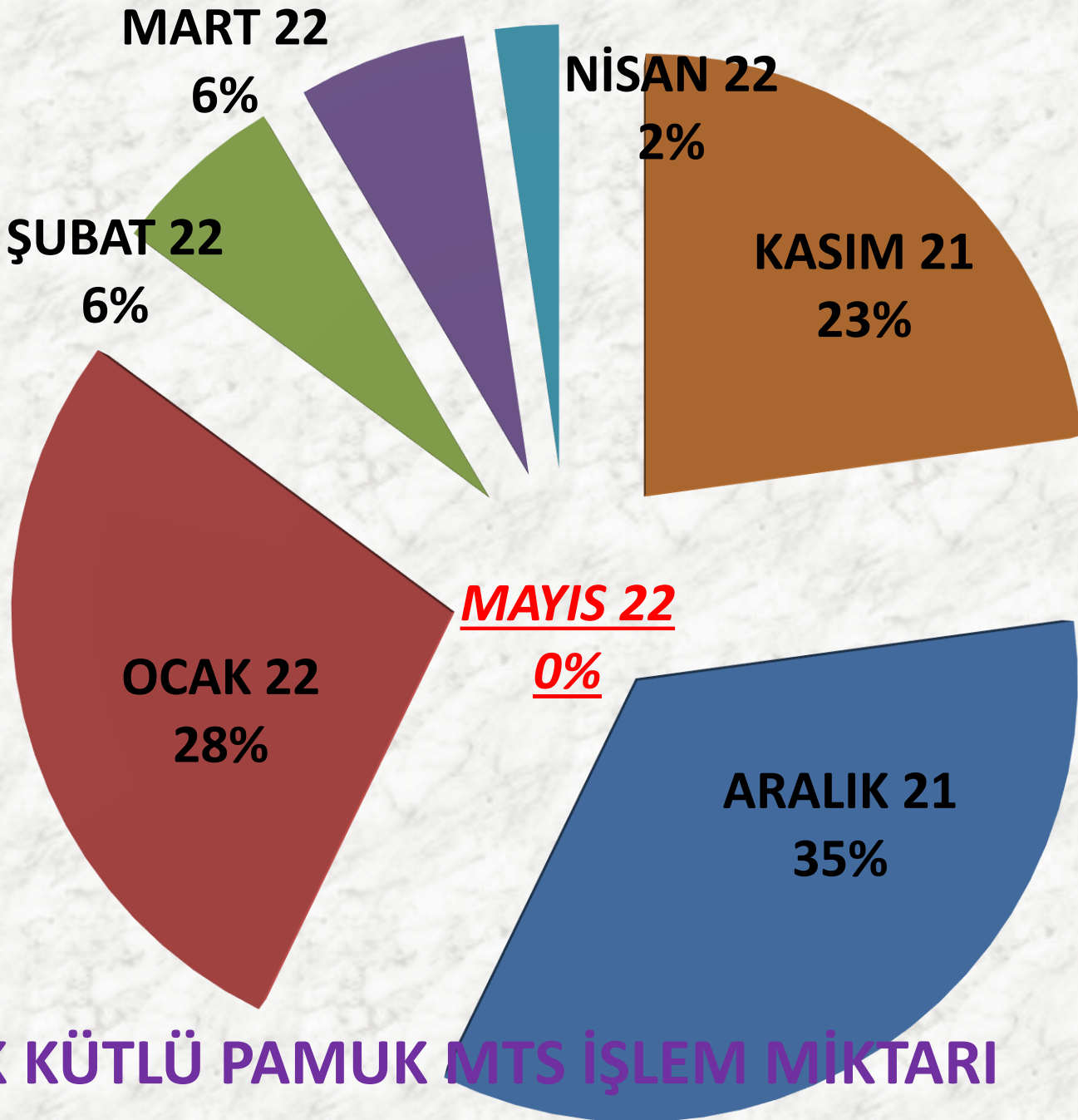
ORTALAMA FİYAT	2020 MAYIS	2021 MAYIS		2022 MAYIS	
MTS	-	-	-	-	-

# AYLIK KÜTLÜ PAMUK FİYAT TRENDİ (TL)



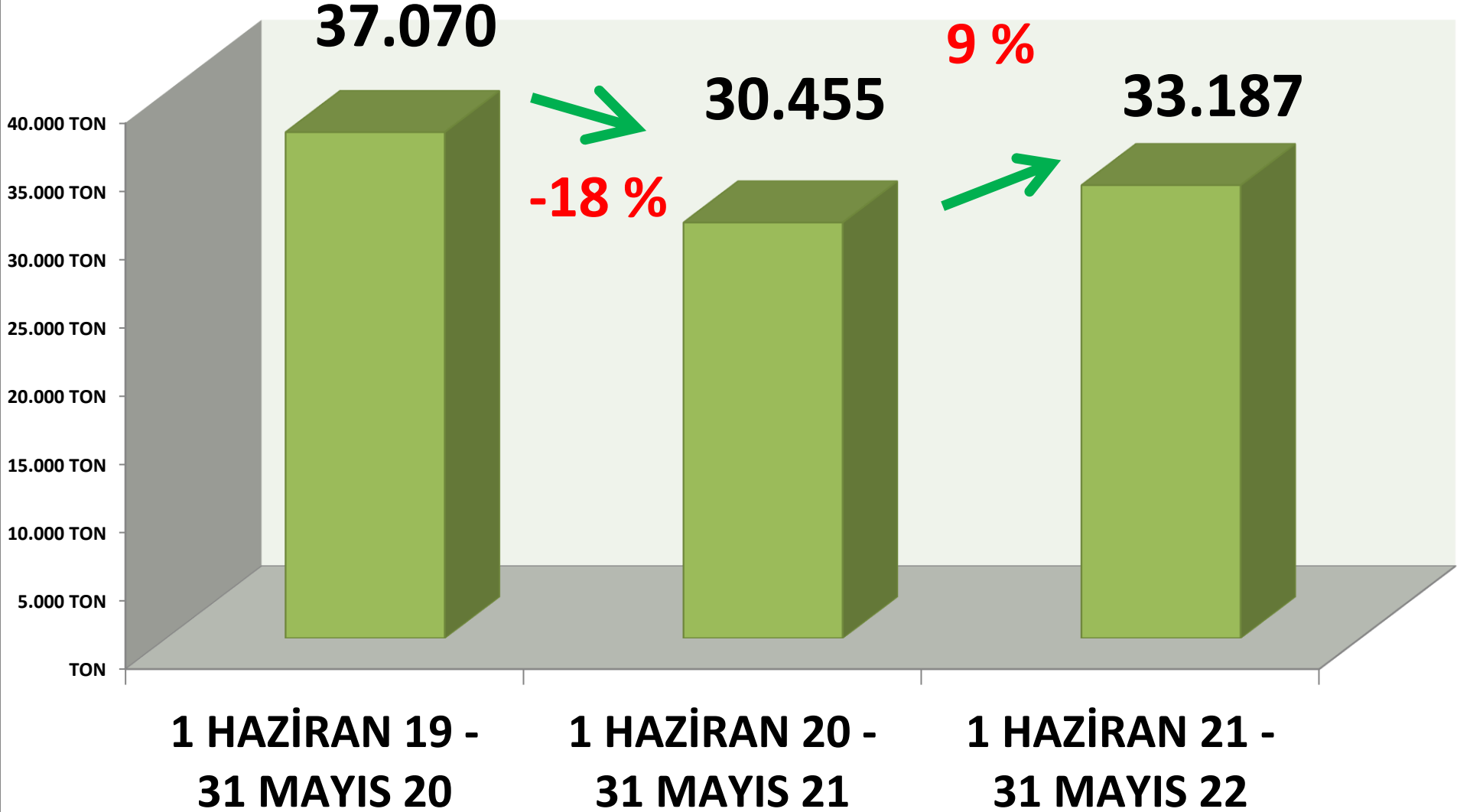
# AYLIK KÜTLÜ PAMUK İŞLEM MİKTARI (TON)





**AYLIK KÜTLÜ PAMUK MTS İŞLEM MİKTARI ORANLARI**

# YILLIK TOPLAM KÜTLÜ PAMUK İŞLEM MİKTARI (TON)



# MAYIS AYLARI K.PAMUK FİYAT TRENDİ (TL)





# MAHLIÇ PAMUK

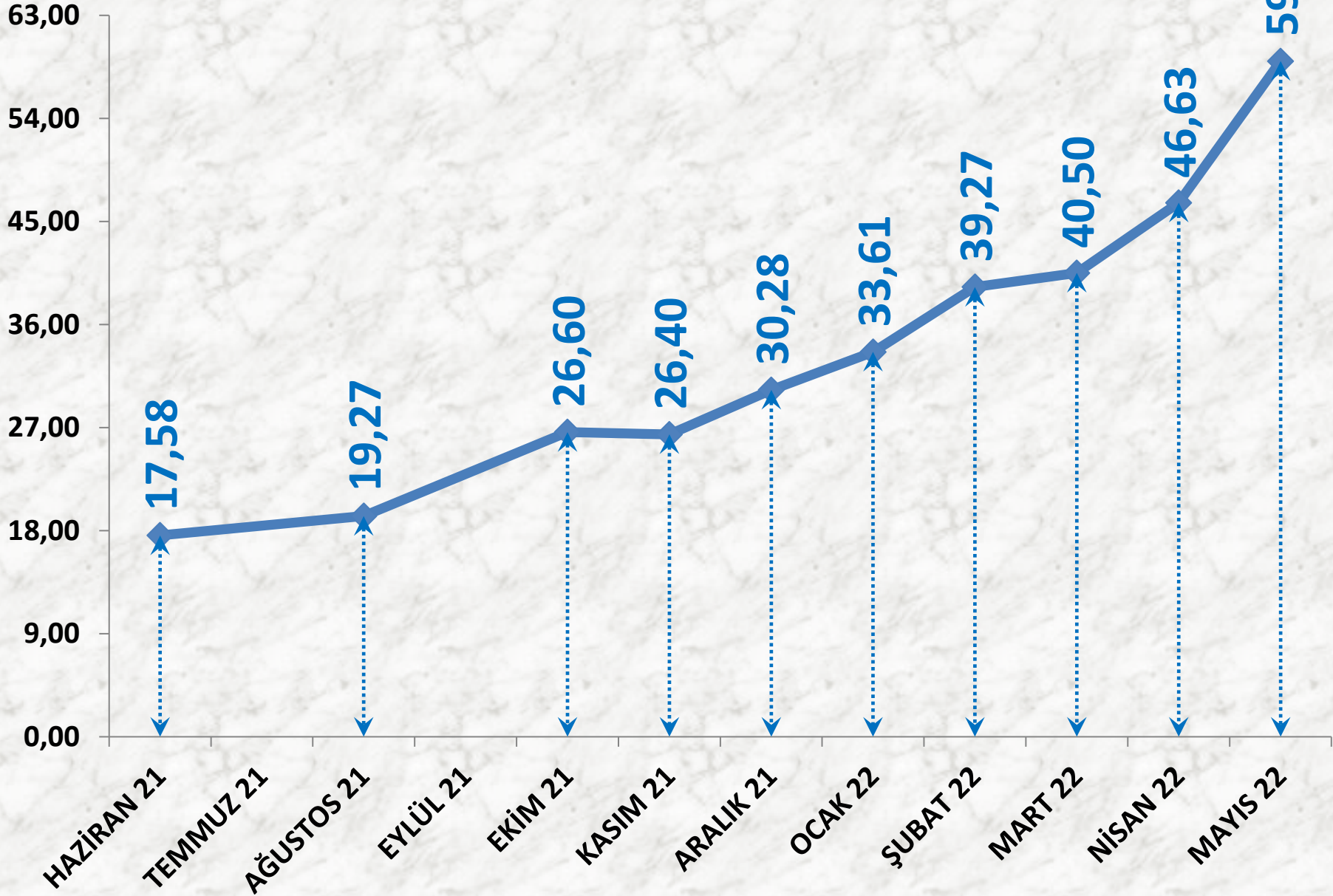
İŞLEM MİKTARI (TON)	2020 MAYIS	2021 MAYIS		2022 MAYIS	
TTS	294 TON	31%	386 TON	-86%	56 TON

EN AZ FİYAT	2020 MAYIS	2021 MAYIS		2022 MAYIS	
TTS	10,00 TL	63%	16,34 TL	261%	59,00 TL

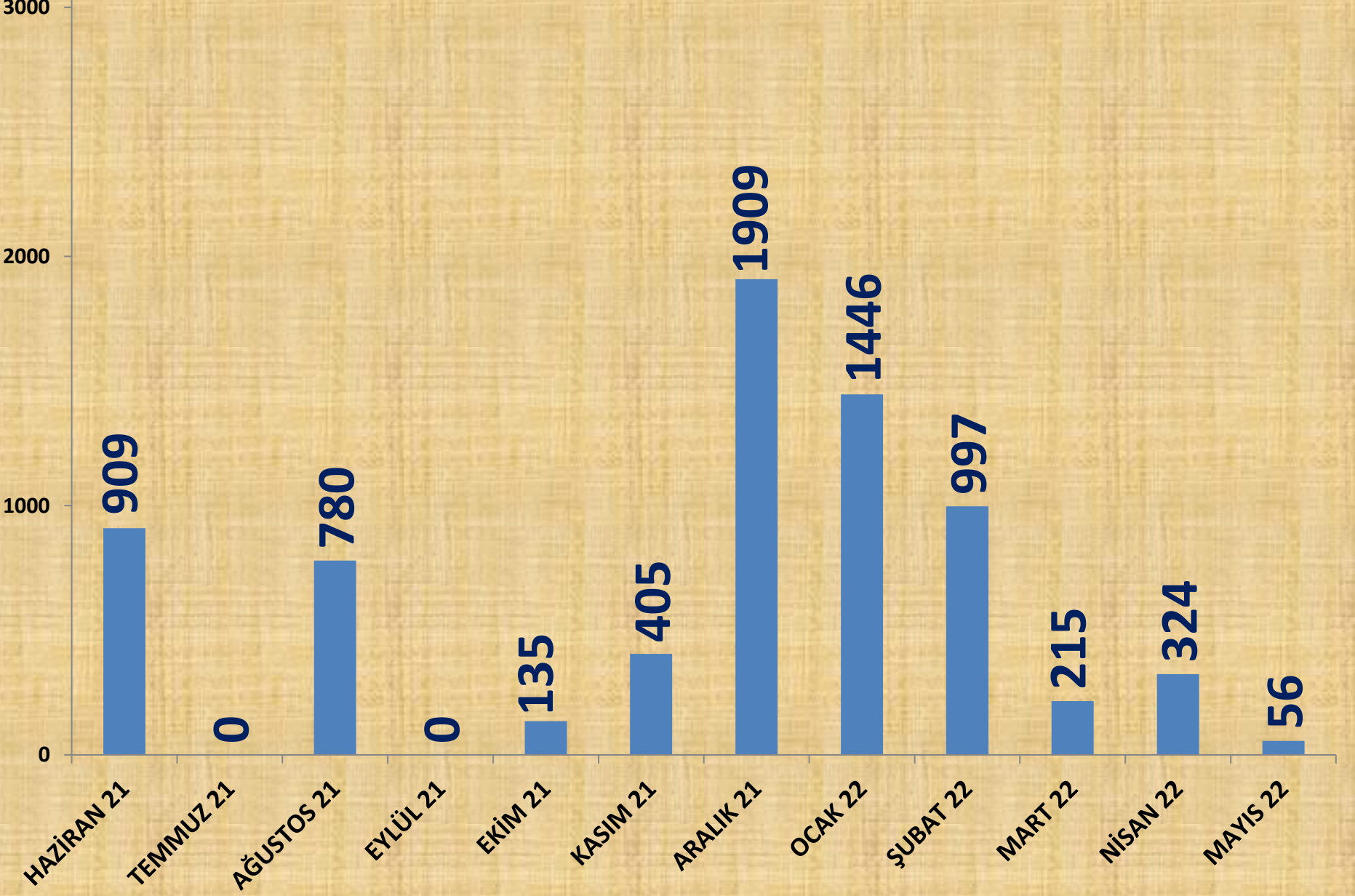
EN ÇOK FİYAT	2020 MAYIS	2021 MAYIS		2022 MAYIS	
TTS	10,30 TL	78%	18,30 TL	222%	59,00 TL

ORTALAMA FİYAT	2020 MAYIS	2021 MAYIS		2022 MAYIS	
TTS	10,25 TL	64%	16,78 TL	252%	59,00 TL

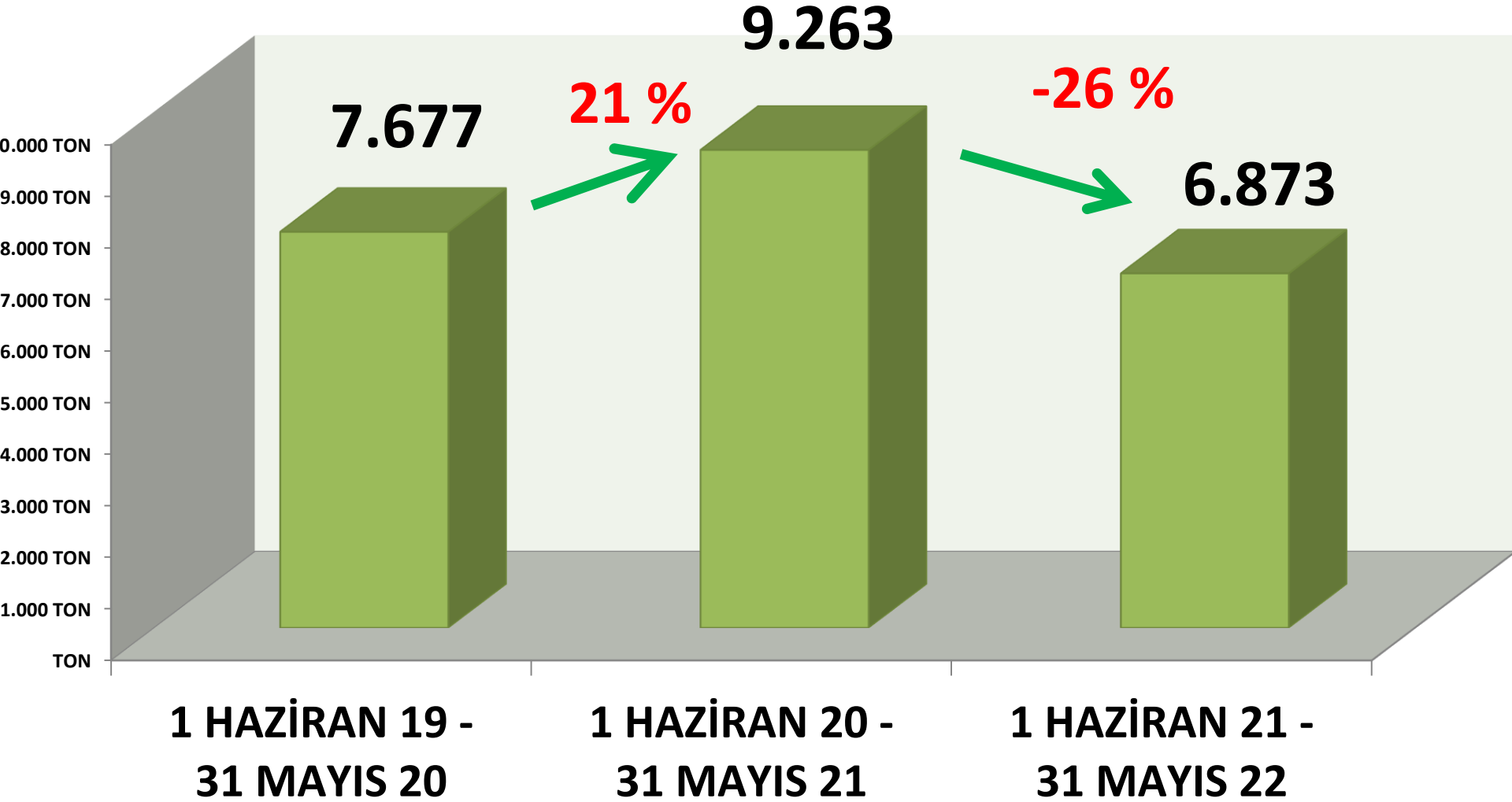
# AYLIK MAHLIÇ PAMUK FİYAT TRENDİ (TL)



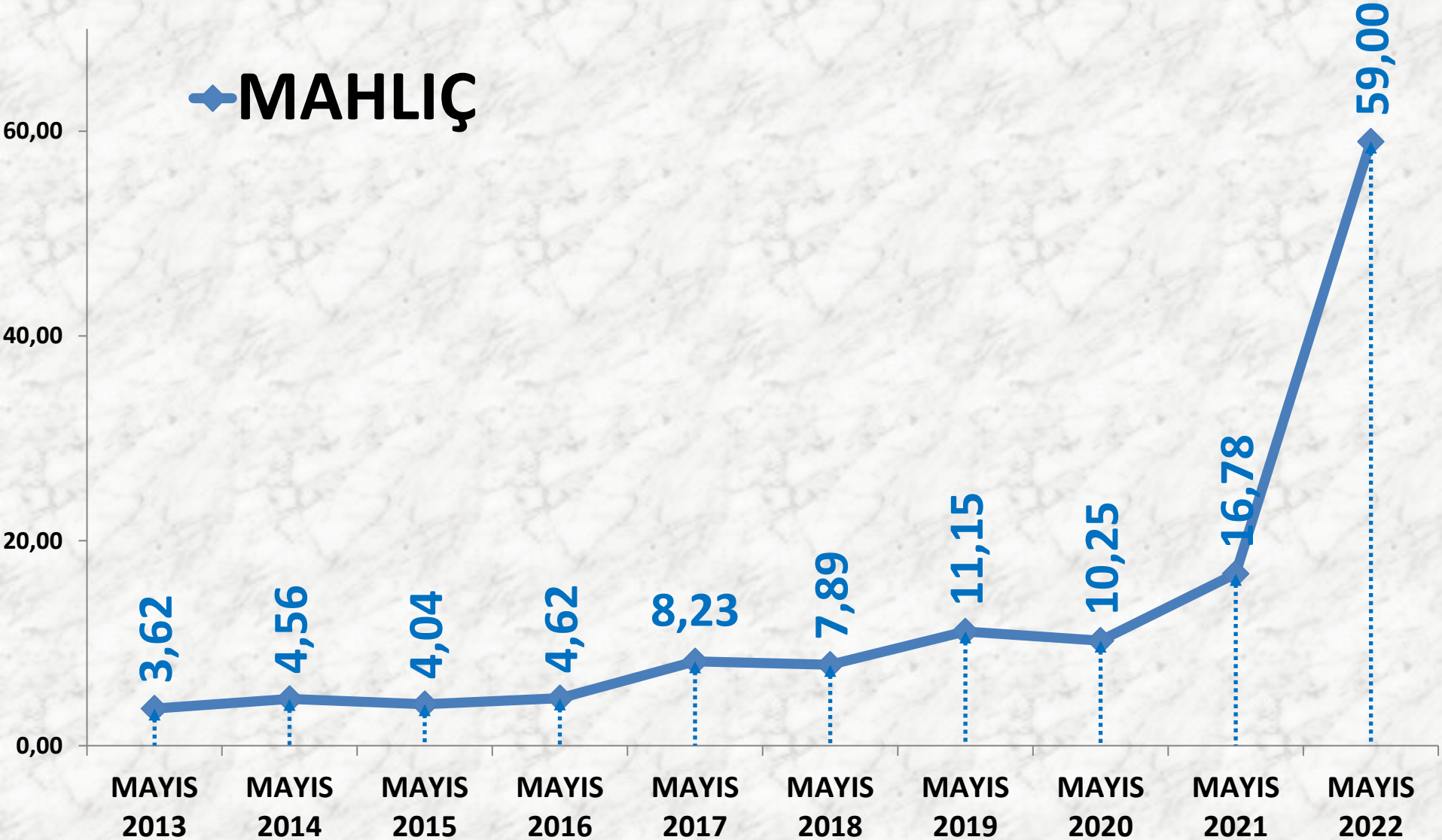
# AYLIK MAHLIÇ PAMUK İŞLEM MİKTARI (TON)



# YILLIK TOPLAM MAHLIÇ PAMUK İŞLEM MİKTARI (TON)



# MAYIS AYLARI MAHLIÇ PAMUK FİYAT ORT. (TL)



# KEKİK

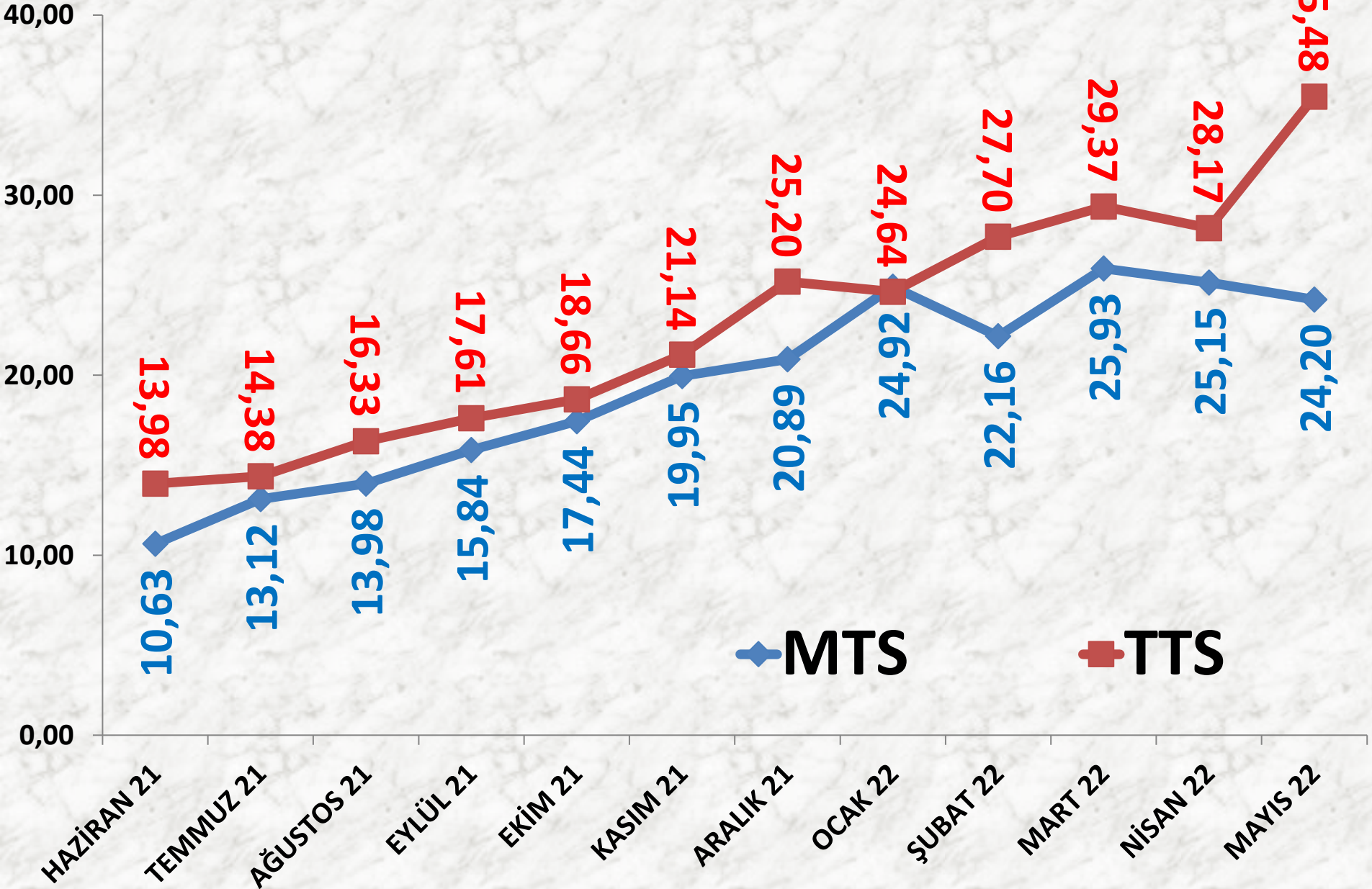
<b>İŞLEM HACMI (TON)</b>	<b>2020 MAYIS</b>	<b>2021 MAYIS</b>		<b>2022 MAYIS</b>	
<b>MTS</b>	<b>240 TON</b>	<b>26%</b>	<b>301 TON</b>	<b>-50%</b>	<b>151 TON</b>
<b>TTS</b>	<b>311 TON</b>	<b>-25%</b>	<b>233 TON</b>	<b>-28%</b>	<b>167 TON</b>

<b>EN AZ FİYAT</b>	<b>2020 MAYIS</b>	<b>2021 MAYIS</b>		<b>2022 MAYIS</b>	
<b>MTS</b>	<b>7,14 TL</b>	<b>30%</b>	<b>9,30 TL</b>	<b>109%</b>	<b>19,47 TL</b>
<b>TTS</b>	<b>4,00 TL</b>	<b>170%</b>	<b>10,80 TL</b>	<b>96%</b>	<b>21,14 TL</b>

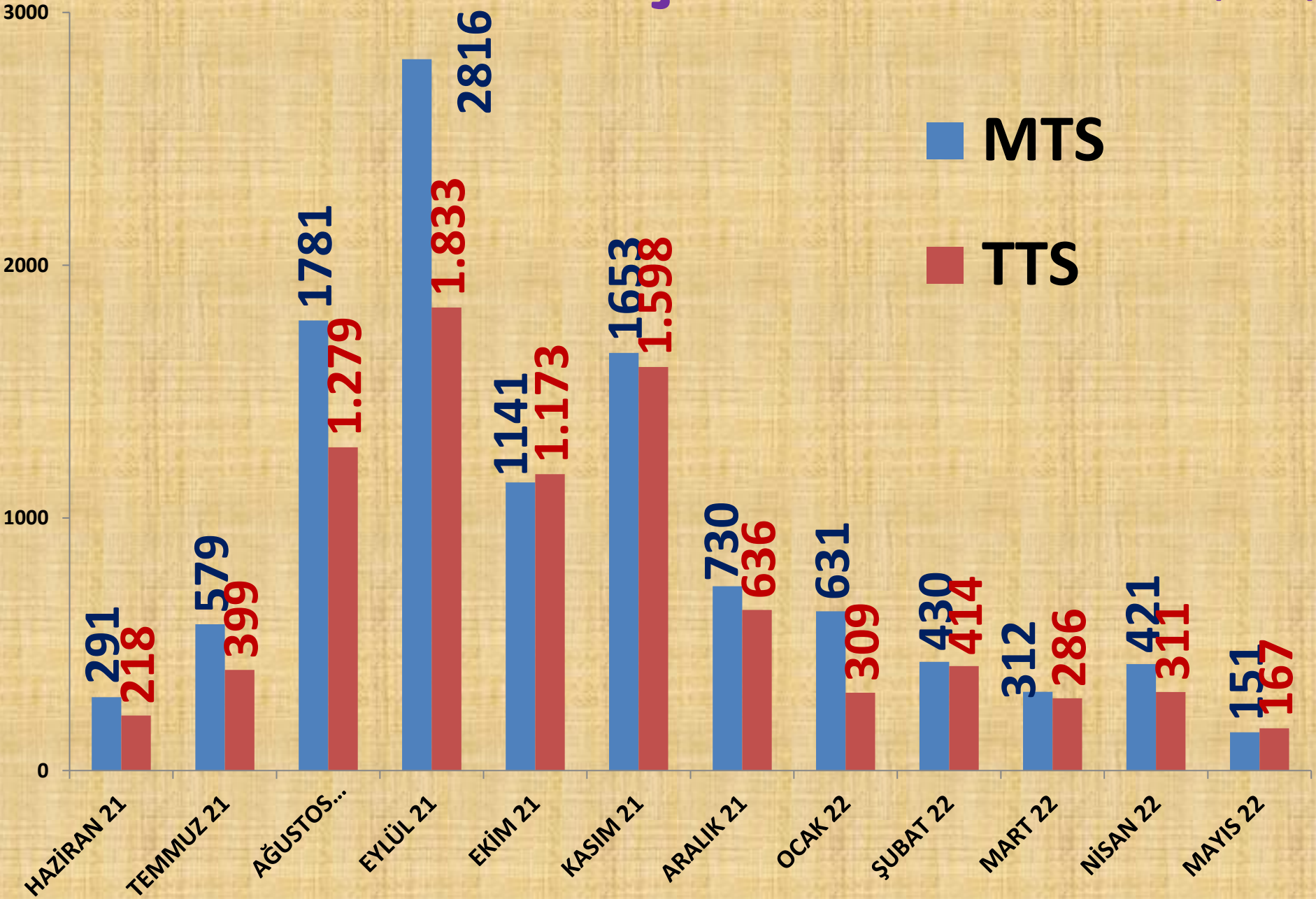
<b>EN ÇOK FİYAT</b>	<b>2020 MAYIS</b>	<b>2021 MAYIS</b>		<b>2022 MAYIS</b>	
<b>MTS</b>	<b>10,64 TL</b>	<b>27%</b>	<b>13,50 TL</b>	<b>98%</b>	<b>26,69 TL</b>
<b>TTS</b>	<b>22,75 TL</b>	<b>1%</b>	<b>23,00 TL</b>	<b>122%</b>	<b>51,11 TL</b>

<b>ORT. FİYAT</b>	<b>2020 MAYIS</b>	<b>2021 MAYIS</b>		<b>2022 MAYIS</b>	
<b>MTS</b>	<b>9,74 TL</b>	<b>11%</b>	<b>10,81 TL</b>	<b>124%</b>	<b>24,20 TL</b>
<b>TTS</b>	<b>10,48 TL</b>	<b>30%</b>	<b>13,61 TL</b>	<b>161%</b>	<b>35,48 TL</b>

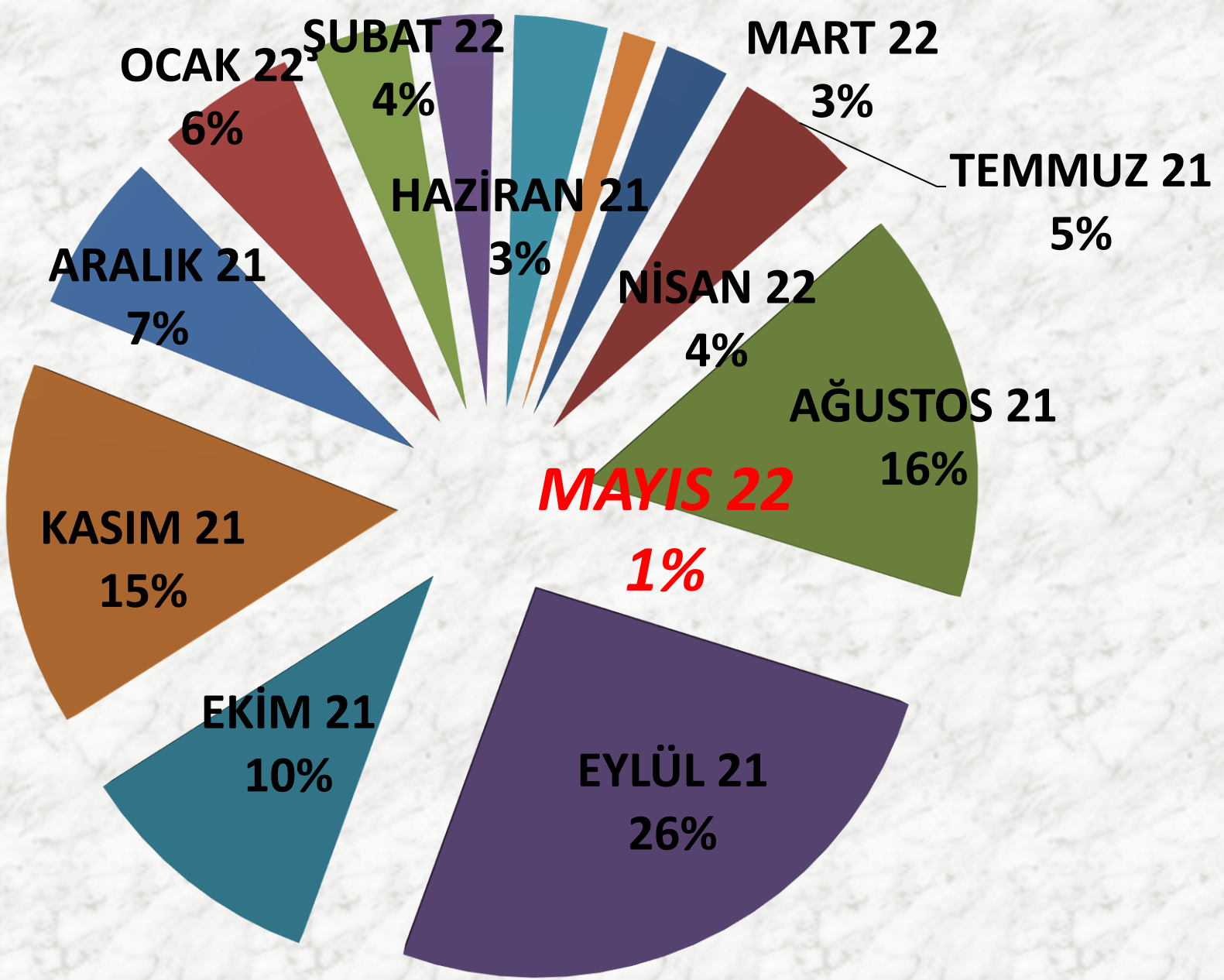
# AYLIK KEKİK FİYAT TRENDİ (TL)



# AYLIK KEKİK İŞLEM MİKTARI (TON)





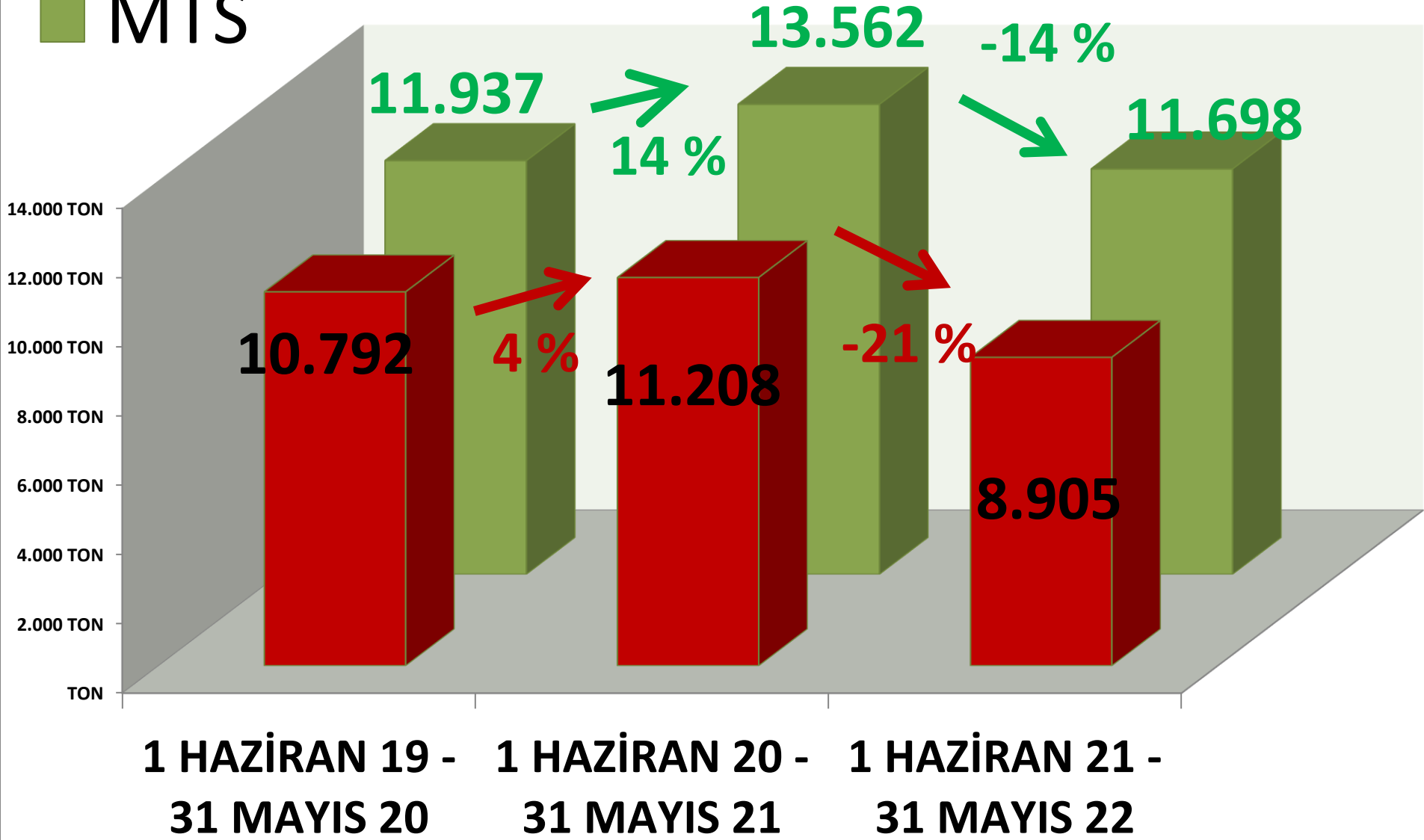


## AYLIK KEKİK MTS İŞLEM MİKTARI ORANLARI

# YILLIK TOPLAM KEKİK İŞLEM MİKTARI (TON)

■ TTS

■ MTS



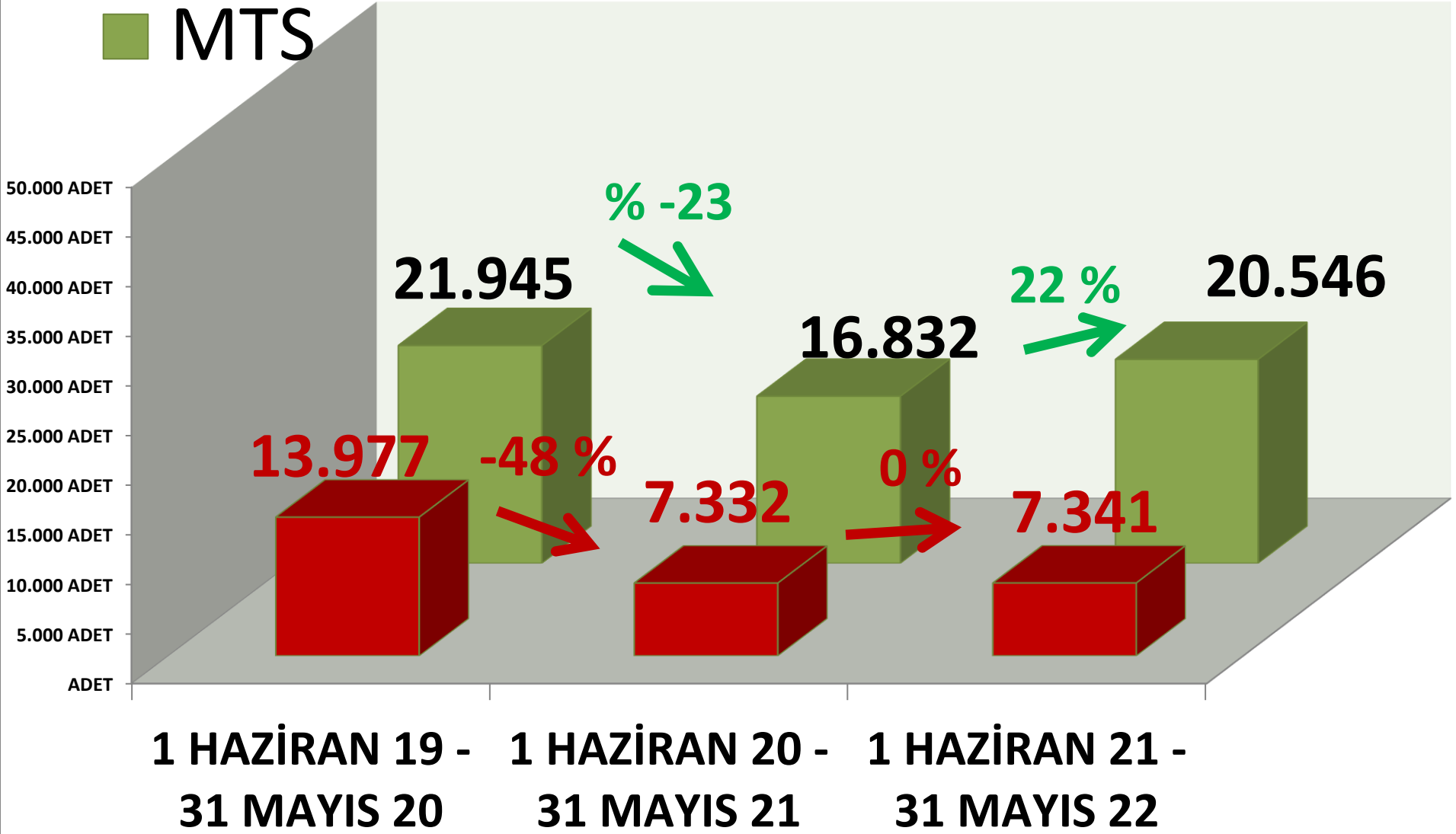
# KASAPLIK CANLI HAYVAN

BÜYÜKBAŞ (ADET)	2020 MAYIS	2021 MAYIS		2022 MAYIS	
MTS	775 ADET	67%	1297 ADET	27%	1648 ADET
TTS	653 ADET	-60%	264 ADET	28%	339 ADET

KÜÇÜKBAŞ (ADET)	2020 MAYIS	2021 MAYIS		2022 MAYIS	
MTS	2222 ADET	55%	3441 ADET	83%	6287 ADET
TTS	0	-	655 ADET	105%	1340 ADET

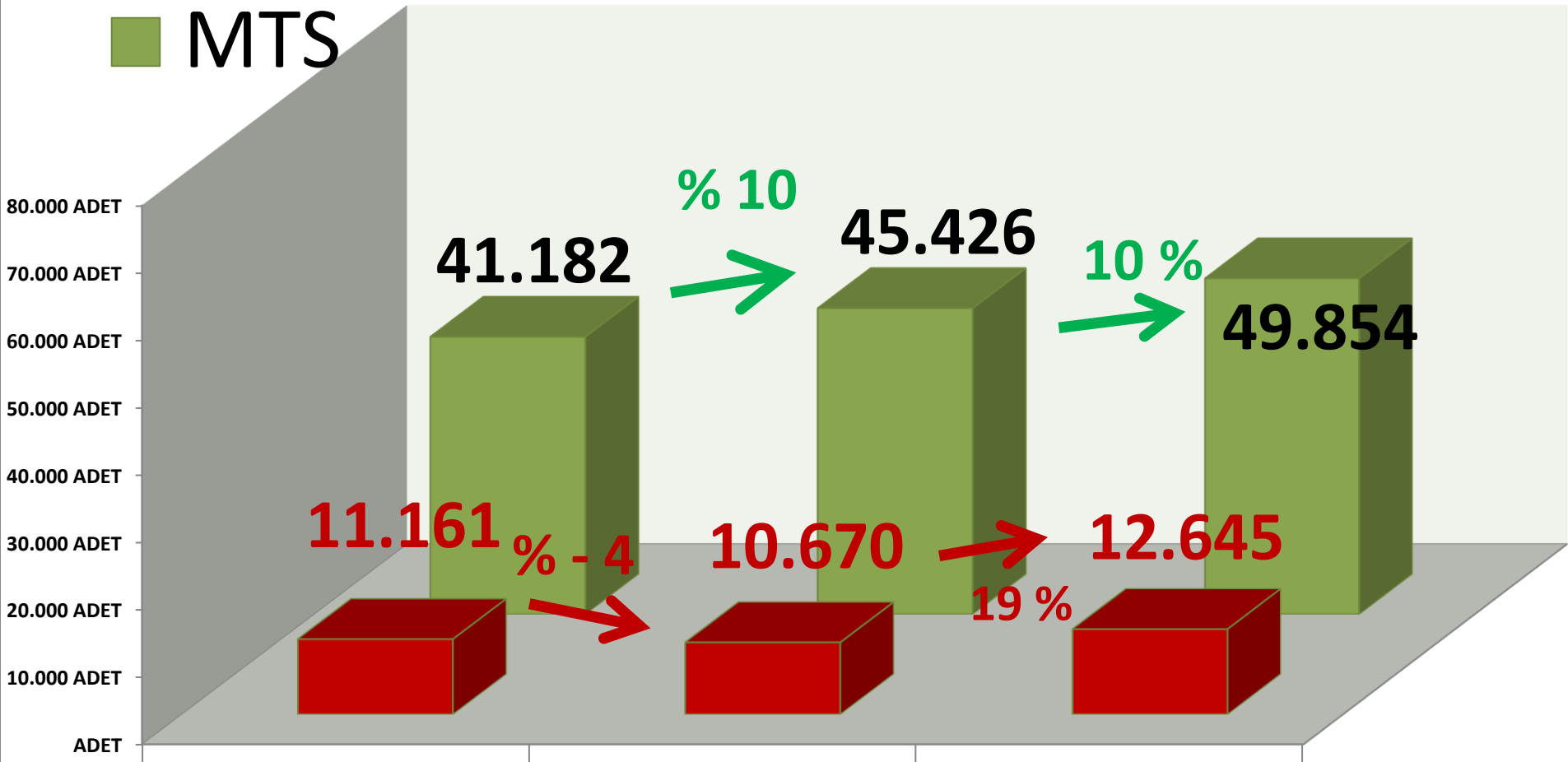
# TTS YILLIK TOPLAM BÜYÜKBAŞ İŞLEM (ADET)

■ TTS  
■ MTS



# TTS YILLIK TOPLAM KÜÇÜKBAŞ İŞLEM (ADET)

■ MTS



1 HAZİRAN 19 -  
31 MAYIS 20

1 HAZİRAN 20 -  
31 MAYIS 21

1 HAZİRAN 21 -  
31 MAYIS 22



DINLEDİĞİNİZ İÇİN  
TEŞEKKÜR EDERİM

RECEP MENGİ

