



HAZİRAN 2022 TESCİL SUNUMU



İŞLEM HACMİ VE TESCİL GELİRİ VERİLERİ

	2020 HAZİRAN		2021 HAZİRAN		2022 HAZİRAN
İŞLEM HACMİ	220 MİLYON TL	8%	237 MİLYON TL	136%	558 MİLYON TL
TESCİL GELİRİ	206.035 TL	6%	217.986 TL	130%	500.868 TL



2021 HAZİRAN

ÜRÜN GRUBU	Miktar(kg./lt/adet)	Tutar(TL)
BAKLİYAT VE MAMÜLLERİ	984.803	6.452.836
BİTKİSEL YAĞLAR	0	0
KOTASYON DIŞI ÜRÜNLER	35.362.051	111.504.951
HAM DERİLER VE BAĞIRSAKLAR	12.358	57.273
HAYVANSAL YAĞLAR	3.128	108.942
HUBUBAT .	9.668.833	24.073.764
HUBUBAT MAMÜLLERİ	531.583	850.606
KASAPLIK CANLI HAYVANLAR	8.355	28.481.595
KURU MEYVELER	1.549.827	15.123.978
KÜSPELER	151.380	268.470
ORMAN MAHSÜLLERİ	227.015	546.784
TEKSTİL HAMMADDELERİ	908.668	19.162.541
YAĞLI TOHUMLAR	2.691.975	30.320.846
TOPLAM	52.099.976	236.952.587

2022 HAZİRAN

ÜRÜN GRUBU	Miktar(kg./lt/adet)	Tutar(TL)
BAKLİYAT VE MAMÜLLERİ	269.372	4.924.726
BİTKİSEL YAĞLAR	0	0
KOTASYON DIŞI ÜRÜNLER	33.405.144	241.531.714
HAM DERİLER VE BAĞIRSAKLAR	30.659	454.405
HAYVANSAL YAĞLAR	109	6.152
HUBUBAT .	6.376.557	40.198.516
HUBUBAT MAMÜLLERİ	150.825	909.363
KASAPLIK CANLI HAYVANLAR	8.757	57.375.869
KURU MEYVELER	1.487.669	35.504.164
KÜSPELER	0	0
ORMAN MAHSÜLLERİ	253.335	1.058.956
TEKSTİL HAMMADDELERİ	783.146	73.730.450
YAĞLI TOHUMLAR	5.332.226	102.420.906
TOPLAM	48.097.799	558.115.222

2021 -2022 HAZİRAN DEĞİŞİM

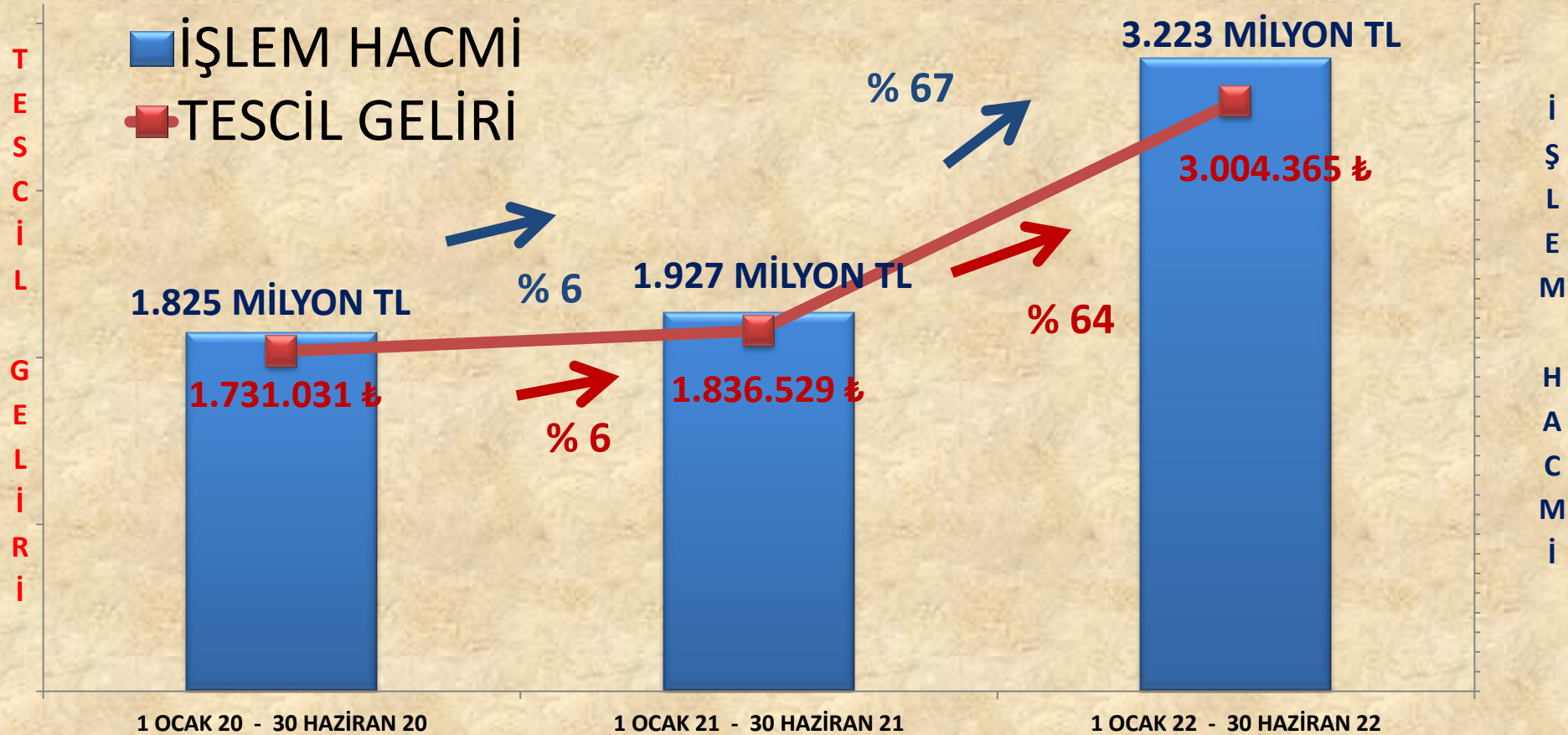
ÜRÜN GRUBU	Miktar(kg./lt/adet)	Tutar(TL)
BAKLİYAT VE MAMÜLLERİ	-715.431	-1.528.110
BİTKİSEL YAĞLAR	-	-
KOTASYON DIŞI ÜRÜNLER	-1.956.907	130.026.763
HAM DERİLER VE BAĞIRSAKLAR	18.301	397.132
HAYVANSAL YAĞLAR	-3.019	-102.790
HUBUBAT .	-3.292.276	16.124.752
HUBUBAT MAMÜLLERİ	-380.758	58.756
KASAPLIK CANLI HAYVANLAR	402	28.894.275
KURU MEYVELER	-62.158	20.380.186
KÜSPELER	-151.380	-268.470
ORMAN MAHSÜLLERİ	26.320	512.172
TEKSTİL HAMMADDELERİ	-125.522	54.567.909
YAĞLI TOHUMLAR	2.640.251	72.100.060
TOPLAM	-4.002.177	321.162.635

2021 – 2022 HAZİRAN DEĞİŞİM ORANI

ÜRÜN GRUBU	Miktar(kg./lt/adet)	Tutar(TL)
BAKLİYAT VE MAMÜLLERİ	-73%	-24%
BITKİSEL YAĞLAR	-	-
KOTASYON DIŞI ÜRÜNLER	-6%	117%
HAM DERİLER VE BAĞIRSAKLAR	148%	693%
HAYVANSAL YAĞLAR	-97%	-94%
HUBUBAT .	-34%	67%
HUBUBAT MAMÜLLERİ	-72%	7%
KASAPLIK CANLI HAYVANLAR	5%	101%
KURU MEYVELER	-4%	135%
KÜSPELER	-100%	-100%
ORMAN MAHSÜLLERİ	12%	94%
TEKSTİL HAMMADDELERİ	-14%	285%
YAĞLI TOHUMLAR	98%	238%
TOPLAM	-8%	136%

İŞLEM HACMİ VE TESCİL GELİRİ VERİLERİ

	1 OCAK – 30 HAZİRAN 2020		1 OCAK – 30 HAZİRAN 2021		1 OCAK – 30 HAZİRAN 2022
İŞLEM HACMİ	1.825 MİLYON TL	6%	1.927 MİLYON TL	67%	3.223 MİLYON TL
TESCİL GELİRİ	1.731.031 TL	6%	1.836.529 TL	64%	3.004.365 TL



1 OCAK – 30 HAZİRAN 2021

	Miktar(kg./lt/adet)	Tutar(TL)
BAKLİYAT VE MAMÜLLERİ	3.997.623	26.861.188
BİTKİSEL YAĞLAR	5.696	91.190
KOTASYON DIŞI ÜRÜNLER	455.782.220	1.088.916.346
HAM DERİLER VE BAĞIRSAKLAR	118.475	525.860
HAYVANSAL YAĞLAR	7.153	253.428
HUBUBAT .	52.452.462	102.912.283
HUBUBAT MAMÜLLERİ	1.619.228	3.257.212
KASAPLIK CANLI HAYVANLAR	36.972	132.590.283
KURU MEYVELER	12.547.389	141.930.616
KÜSPELER	367.380	607.590
MEYVE ÇEKİRDEKLERİ	55.888	193.345
ORMAN MAHSÜLLERİ	2.149.293	9.311.697
TEKSTİL HAMMADDELERİ	17.807.158	154.862.018
YAĞLI TOHUMLAR	25.047.367	264.783.626
TOPLAM	571.994.303	1.927.096.681

1 OCAK – 30 HAZİRAN 2022

	Miktar(kg./lt/adet)	Tutar(TL)
BAKLİYAT VE MAMÜLLERİ	2.294.312	37.658.317
BİTKİSEL YAĞLAR	4.250	151.990
KOTASYON DIŞI ÜRÜNLER	309.959.526	1.650.682.275
HAM DERİLER VE BAĞIRSAKLAR	154.905	1.906.638
HAYVANSAL YAĞLAR	2.228	114.372
HUBUBAT .	41.394.825	170.667.730
HUBUBAT MAMÜLLERİ	769.730	3.525.111
KASAPLIK CANLI HAYVANLAR	46.409	257.639.199
KURU MEYVELER	7.197.688	159.749.627
KÜSPELER	0	0
MEYVE ÇEKİRDEKLERİ	500	15.939
ORMAN MAHSÜLLERİ	2.301.961	14.761.496
TEKSTİL HAMMADDELERİ	18.090.401	434.966.707
YAĞLI TOHUMLAR	36.797.789	491.520.980
TOPLAM	419.014.523	3.223.360.379

1 OCAK – 30 HAZİRAN 21 /22 DEĞİŞİM

	Miktar(kg./lt/adet)	Tutar(TL)
BAKLİYAT VE MAMÜLLERİ	-1.703.311	10.797.130
BİTKİSEL YAĞLAR	-1.446	60.800
KOTASYON DIŞI ÜRÜNLER	-145.822.694	561.765.929
HAM DERİLER VE BAĞIRSAKLAR	36.430	1.380.778
HAYVANSAL YAĞLAR	-4.925	-139.056
HUBUBAT	-11.057.637	67.755.447
HUBUBAT MAMÜLLERİ	-849.498	267.899
KASAPLIK CANLI HAYVANLAR	9.437	125.048.916
KURU MEYVELER	-5.349.701	17.819.012
KÜSPELER	-367.380	-607.590
MEYVE ÇEKİRDEKLERİ	-55.388	-177.406
ORMAN MAHSÜLLERİ	152.668	5.449.798
TEKSTİL HAMMADDELERİ	283.244	280.104.688
YAĞLI TOHUMLAR	11.750.422	226.737.355
TOPLAM	-152.979.780	1.296.263.698

1 OCAK – 30 HAZİRAN 22 % DEĞİŞİM

	Miktar(kg./lt/adet)	Tutar(TL)
BAKLİYAT VE MAMÜLLERİ	-43%	40%
BİTKİSEL YAĞLAR	-25%	67%
KOTASYON DIŞI ÜRÜNLER	-32%	52%
HAM DERİLER VE BAĞIRSAKLAR	31%	263%
HAYVANSAL YAĞLAR	-69%	-55%
HUBUBAT .	-21%	66%
HUBUBAT MAMÜLLERİ	-52%	8%
KASAPLIK CANLI HAYVANLAR	26%	94%
KURU MEYVELER	-43%	13%
KÜSPELER	-100%	-100%
MEYVE ÇEKİRDEKLERİ	-99%	-92%
ORMAN MAHSÜLLERİ	7%	59%
TEKSTİL HAMMADDELERİ	2%	181%
YAĞLI TOHUMLAR	47%	86%
TOPLAM	-27%	67%

ARPA

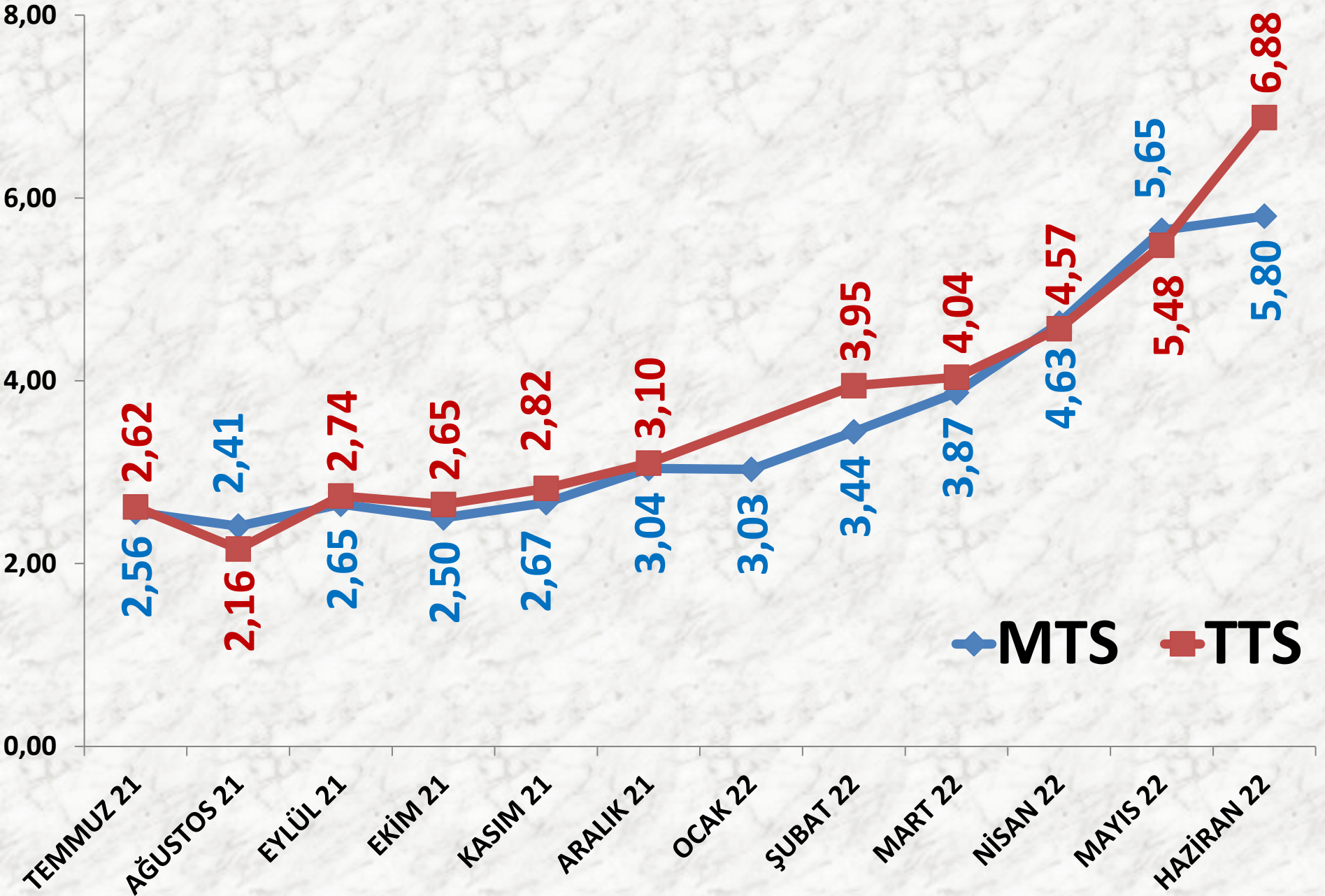
İŞLEM HACMİ (TON)	2020 HAZİRAN	2021 HAZİRAN		2022 HAZİRAN	
<i>MTS</i>	1.710 TON	-75%	420 TON	-100%	1 TON
<i>TTS</i>	2.508 TON	-82%	450 TON	58%	713 TON

EN AZ FİYAT	2020 HAZİRAN	2021 HAZİRAN		2022 HAZİRAN	
<i>MTS</i>	1,20 TL	25%	1,50 TL	287%	5,80 TL
<i>TTS</i>	1,30 TL	68%	2,18 TL	203%	6,60 TL

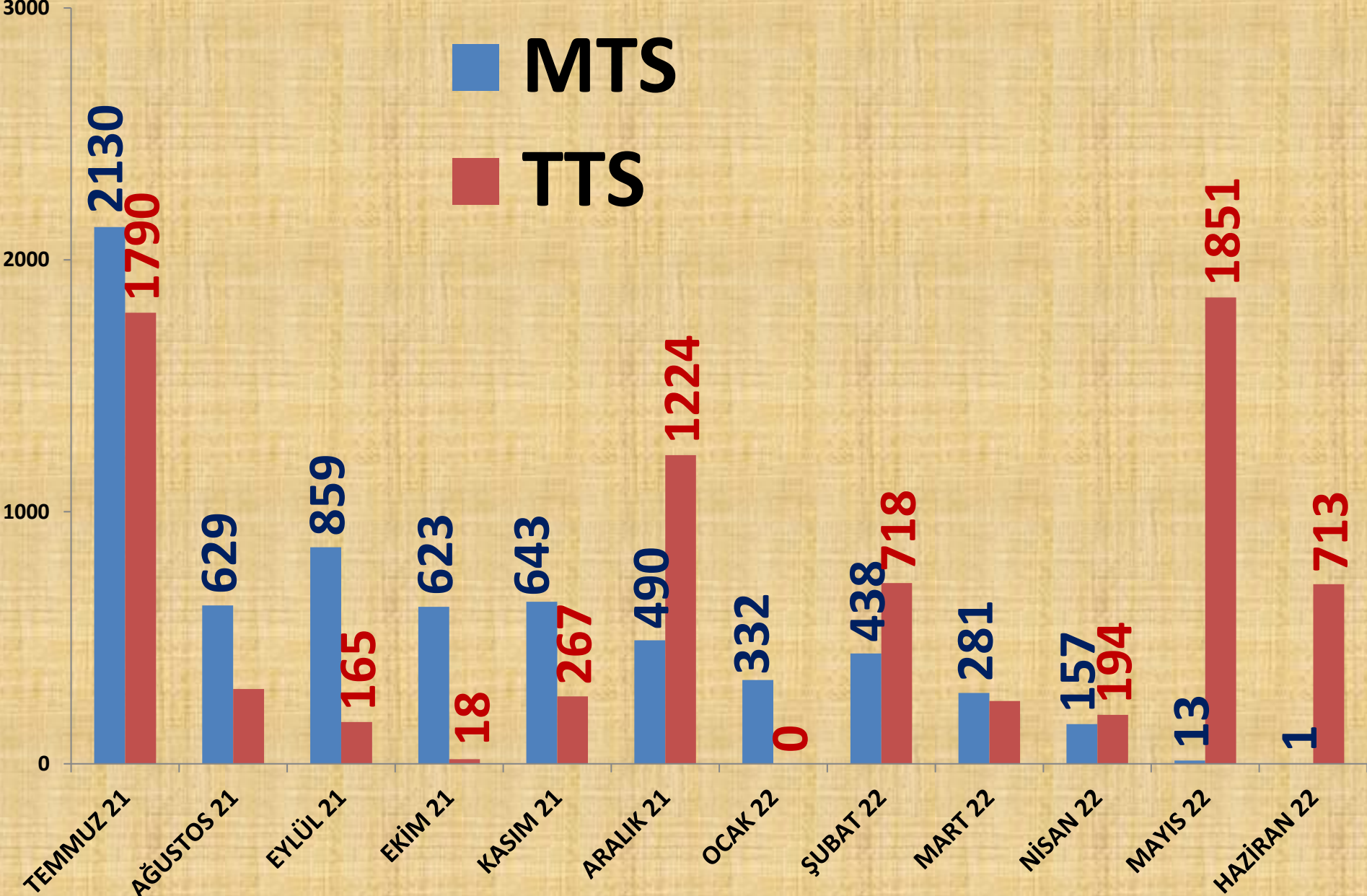
EN ÇOK FİYAT	2020 HAZİRAN	2021 HAZİRAN		2022 HAZİRAN	
<i>MTS</i>	1,32 TL	101%	2,65 TL	119%	5,80 TL
<i>TTS</i>	1,38 TL	117%	3,00 TL	137%	7,10 TL

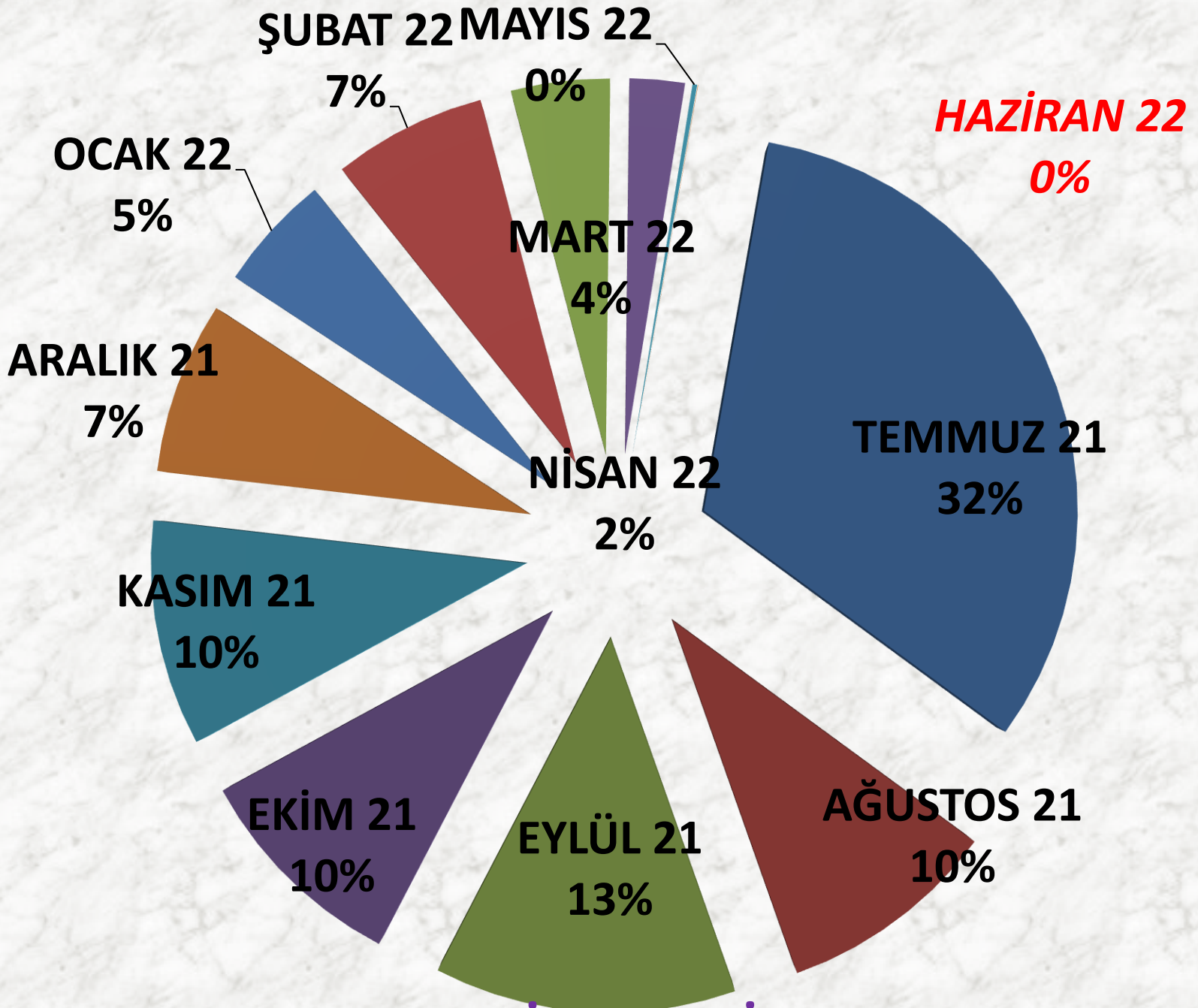
ORT. FİYAT	2020 HAZİRAN	2021 HAZİRAN		2022 HAZİRAN	
<i>MTS</i>	1,30 TL	82%	2,37 TL	145%	5,80 TL
<i>TTS</i>	1,33 TL	75%	2,33 TL	195%	6,88 TL

AYLIK ARPA FİYAT TRENDİ (TL)



AYLIK ARPA İŞLEM MİKTARI (TON)



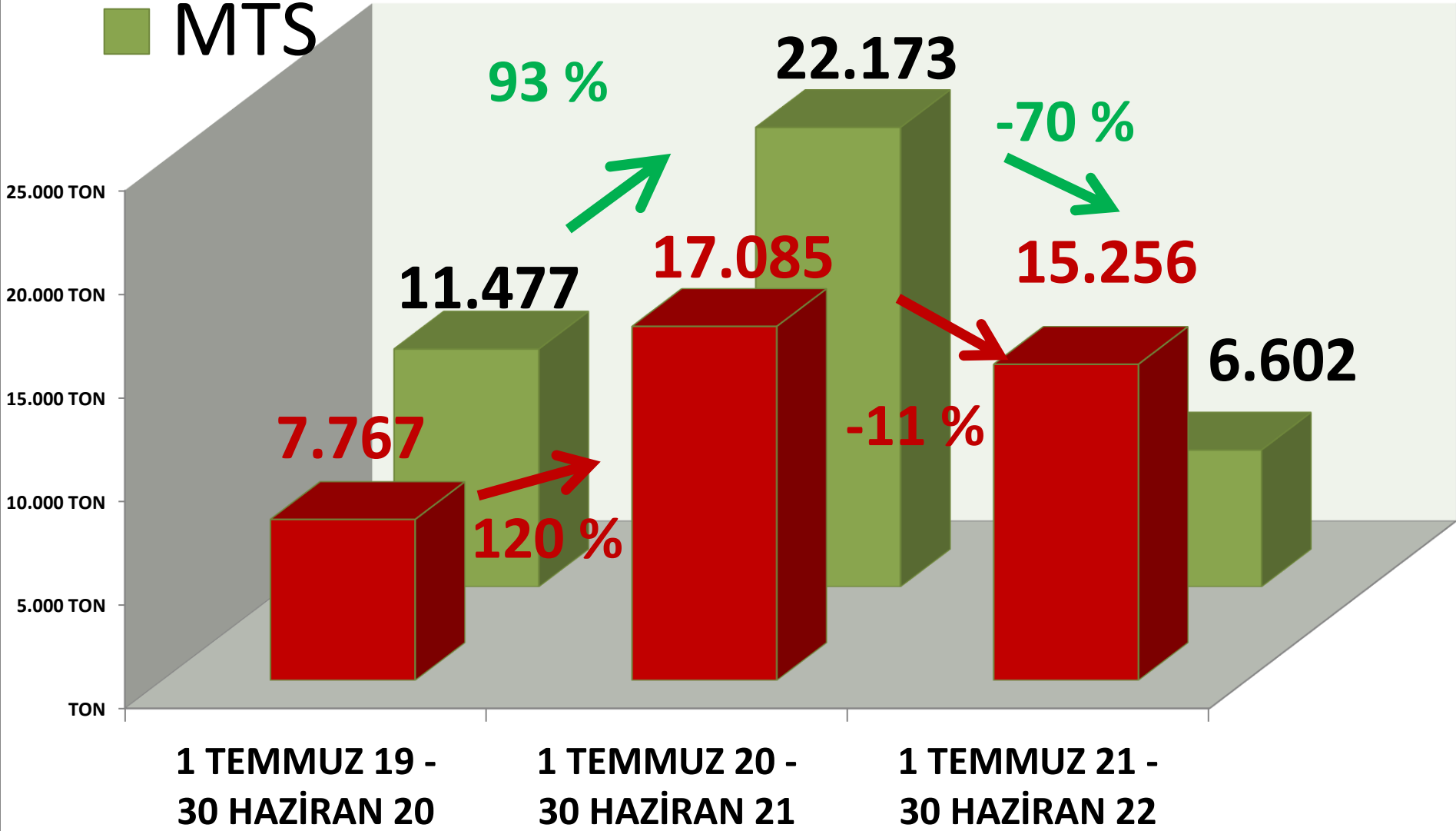


AYLIK ARPA MTS İŞLEM MİKTARI ORANLARI

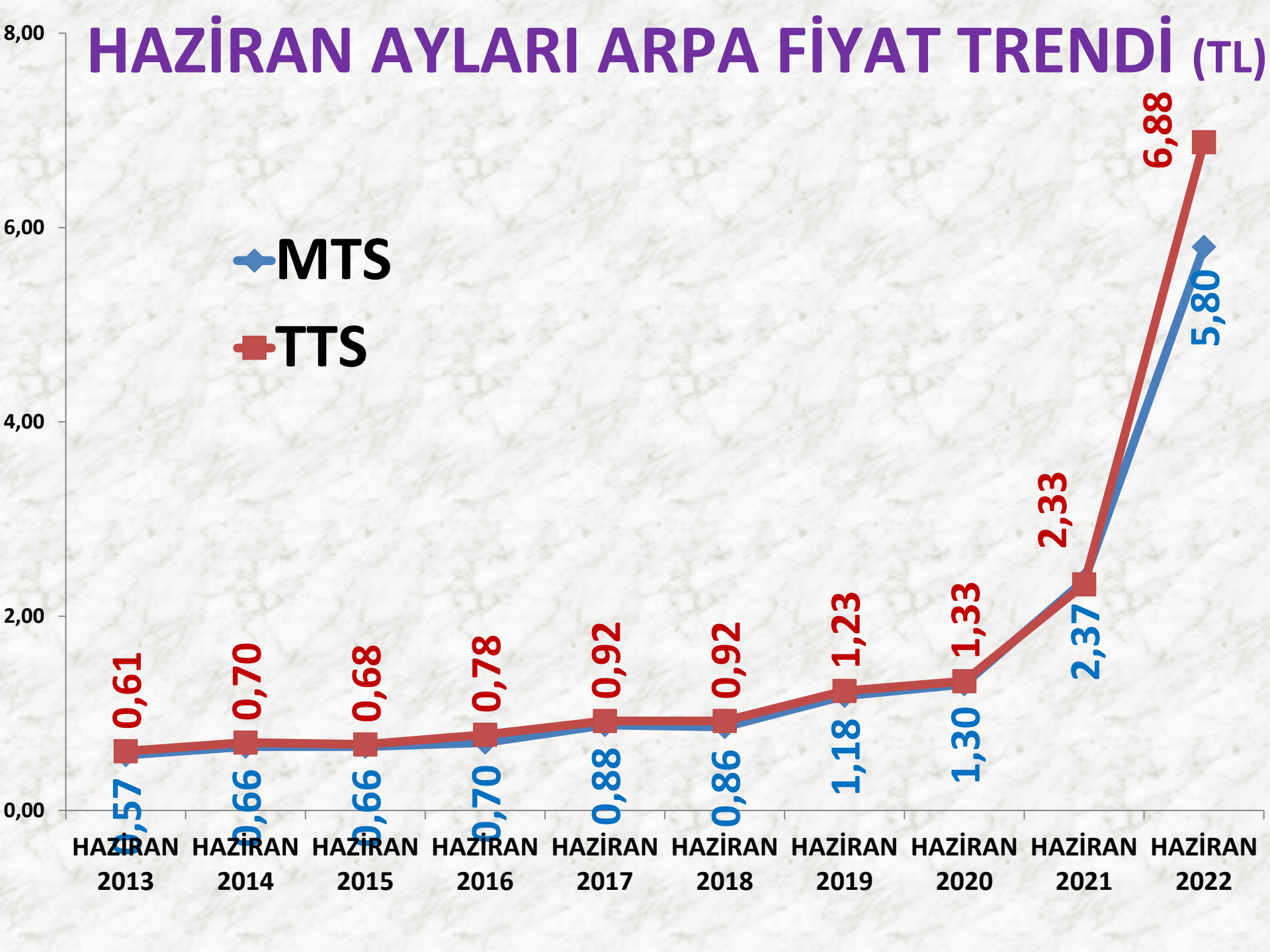
■ TTS

YILLIK ARPA İŞLEM MİKTARI (TON)

■ MTS



HAZİRAN AYLARI ARPA FİYAT TRENDİ (TL)



BUĞDAY

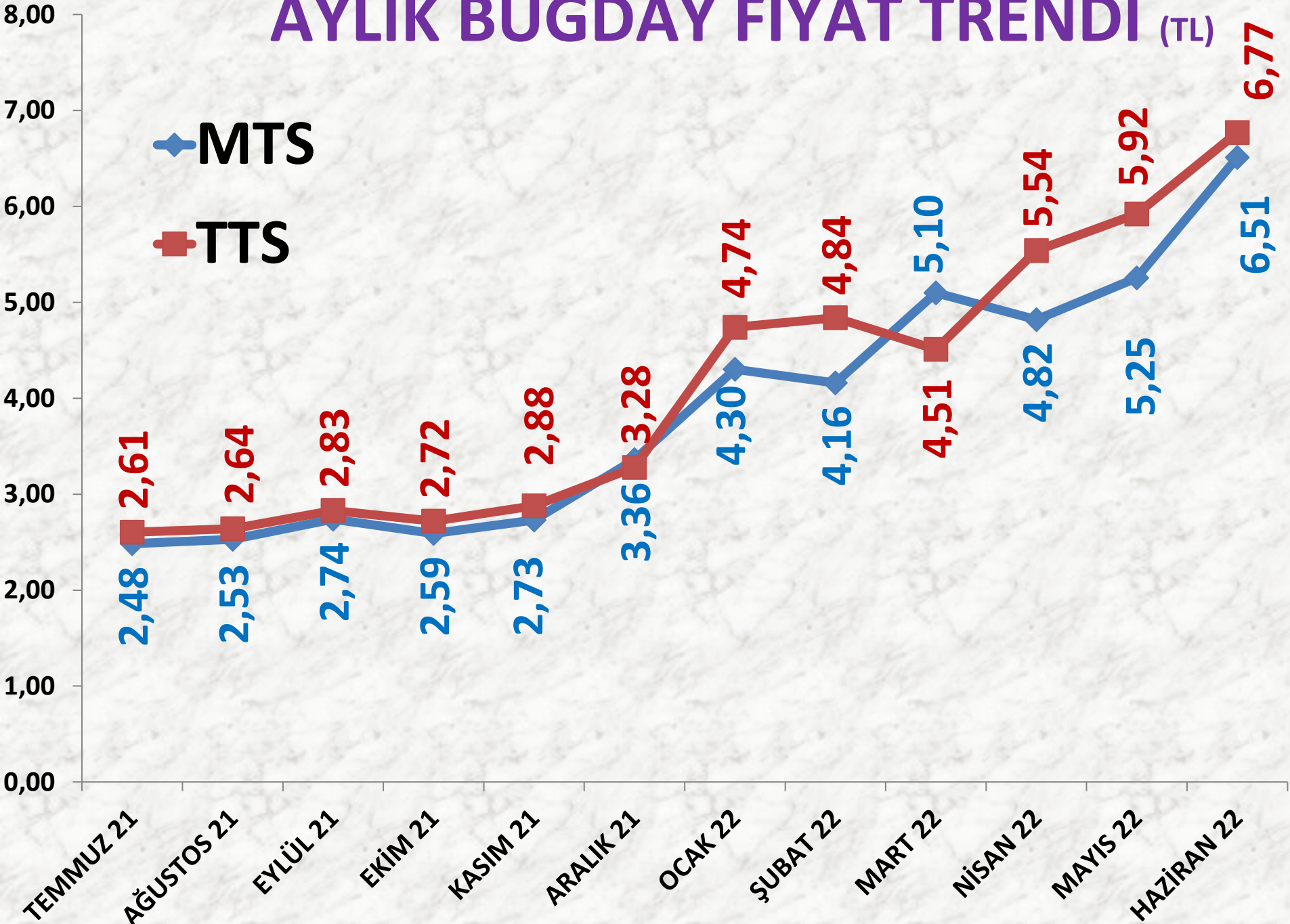
İŞLEM MİKTARI (TON)	2020 HAZİRAN	2021 HAZİRAN		2022 HAZİRAN	
MTS	2.015 TON	24%	2.493 TON	-31%	1.712 TON
TTS	9.594 TON	-63%	3.594 TON	-13%	3.136 TON

EN AZ FİYAT	2020 HAZİRAN	2021 HAZİRAN		2022 HAZİRAN	
MTS	1,30 TL	54%	2,00 TL	163%	5,26 TL
TTS	1,47 TL	36%	2,00 TL	175%	5,50 TL

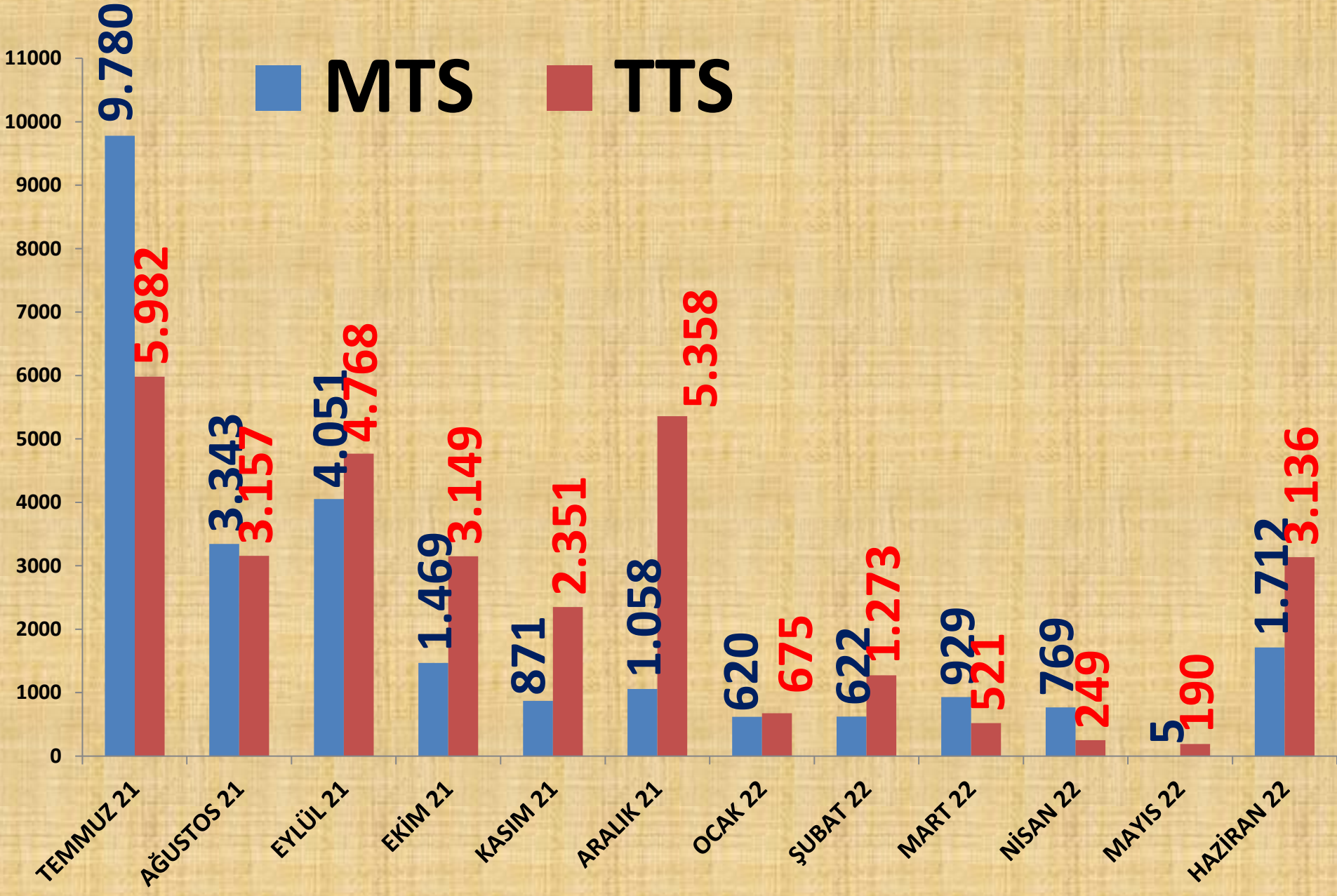
EN ÇOK FİYAT	2020 HAZİRAN	2021 HAZİRAN		2022 HAZİRAN	
MTS	1,65 TL	55%	2,55 TL	195%	7,52 TL
TTS	2,50 TL	16%	2,90 TL	166%	7,70 TL

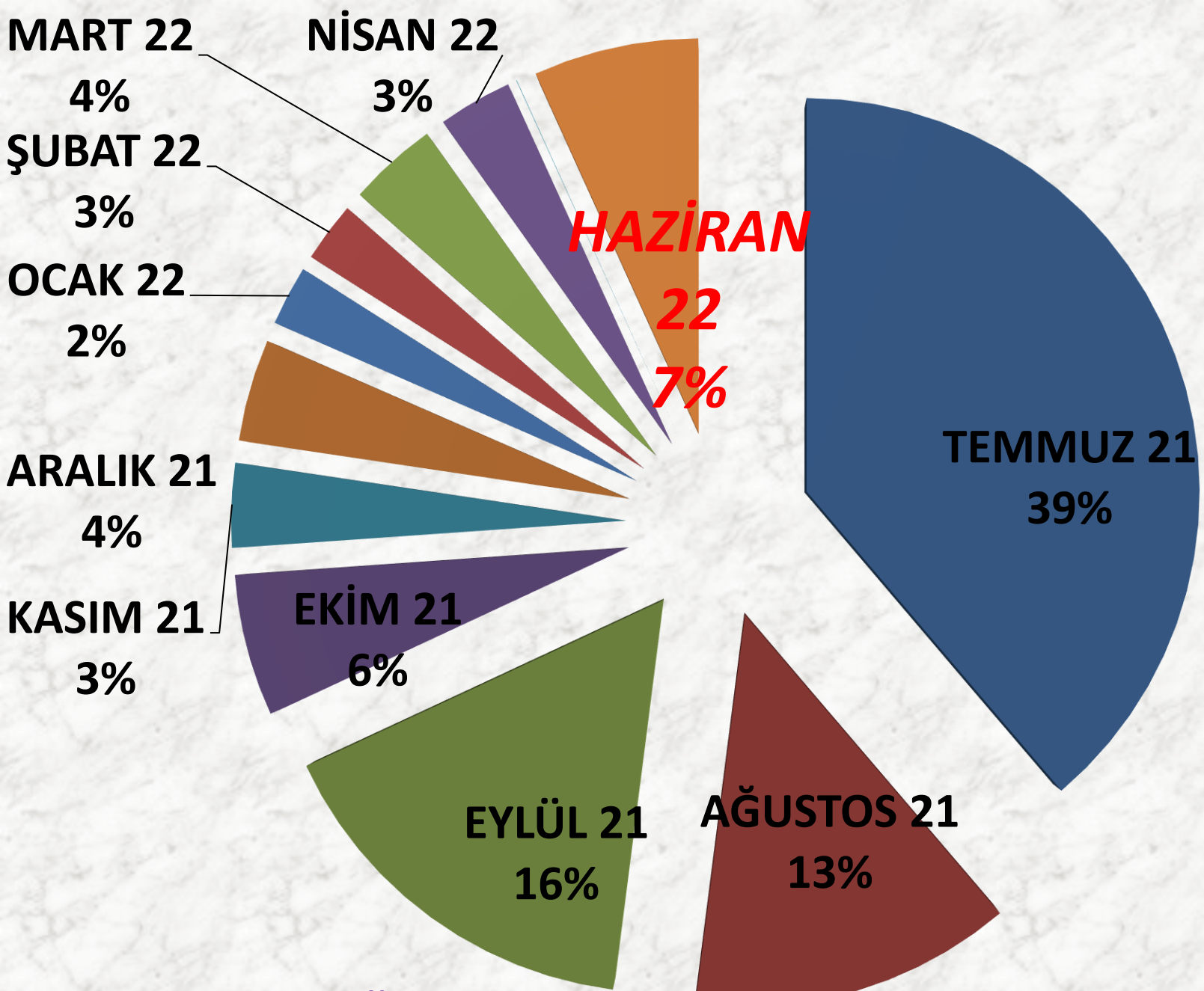
ORT. FİYAT	2020 HAZİRAN	2021 HAZİRAN		2022 HAZİRAN	
MTS	1,52 TL	56%	2,37 TL	174%	6,51 TL
TTS	1,58 TL	61%	2,54 TL	166%	6,77 TL

AYLIK BUĞDAY FİYAT TRENDİ (TL)



AYLIK BUĞDAY İŞLEM MİKTARI (TON)





AYLIK BUĞDAY MTS İŞLEM MİKTARI ORANLARI

YILLIK BUĞDAY İŞLEM MİKTARI (TON)

■ MTS

■ TTS

34.495

31.345

-3 %

30.486

13 %

28.008

19 %

33.467

% -25

25.229

1 TEMMUZ 19 -
30 HAZİRAN 20

1 TEMMUZ 20 -
30 HAZİRAN 21

1 TEMMUZ 21 -
30 HAZİRAN 22

TON

35.000 TON

30.000 TON

25.000 TON

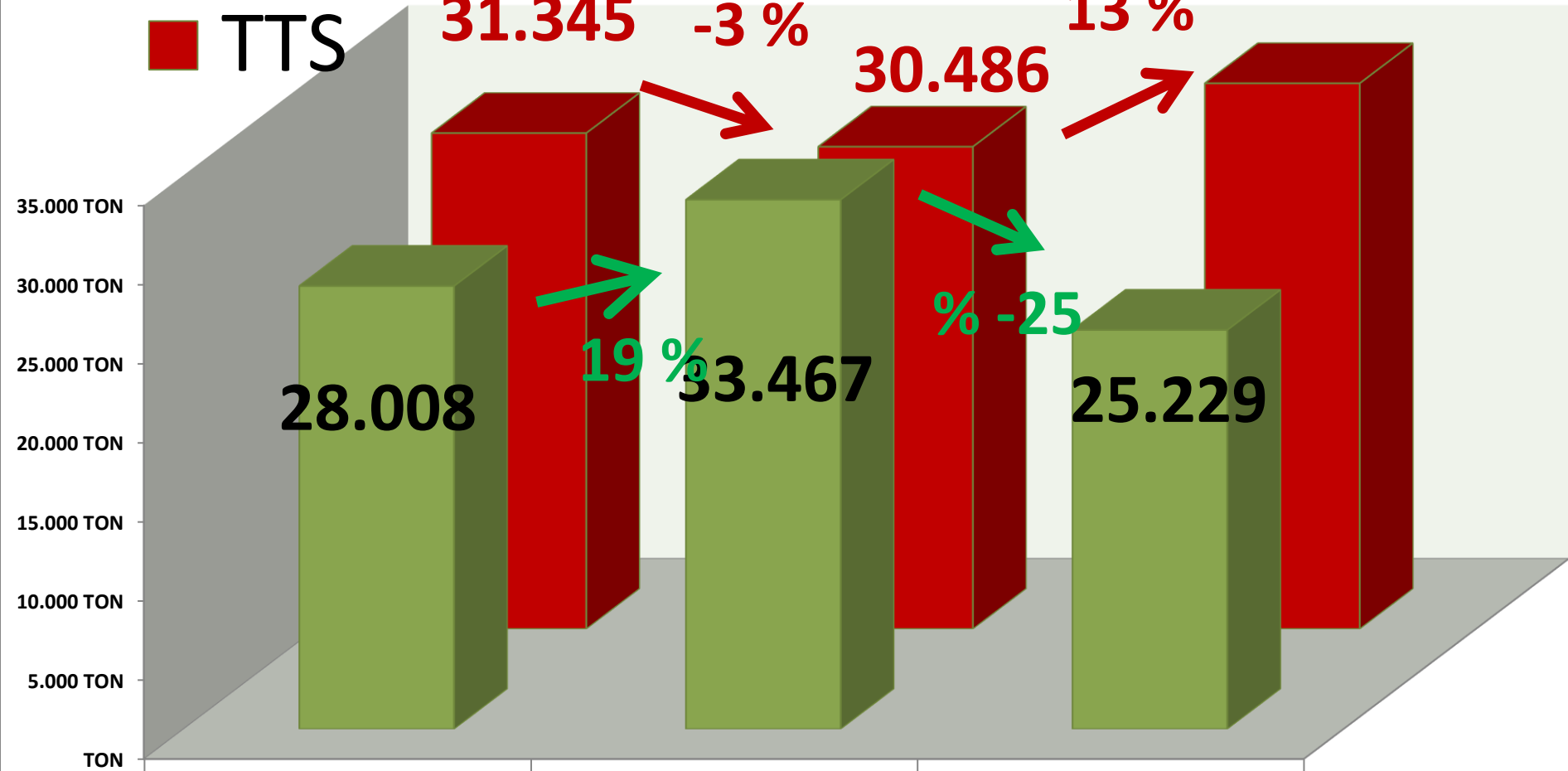
20.000 TON

15.000 TON

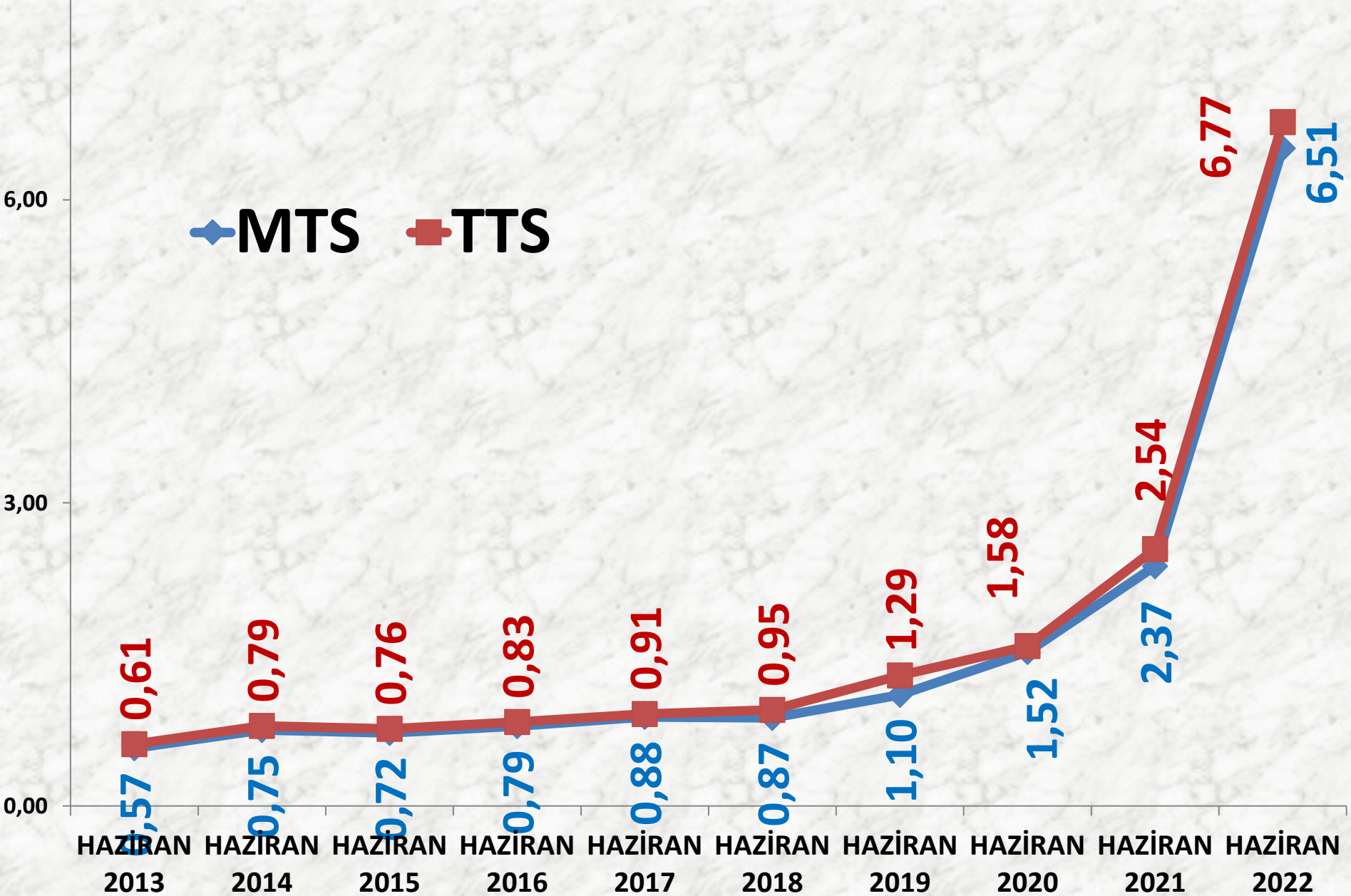
10.000 TON

5.000 TON

TON



HAZİRAN AYLARI BUĞDAY FİYAT ORT. (TL)



MISIR DANE

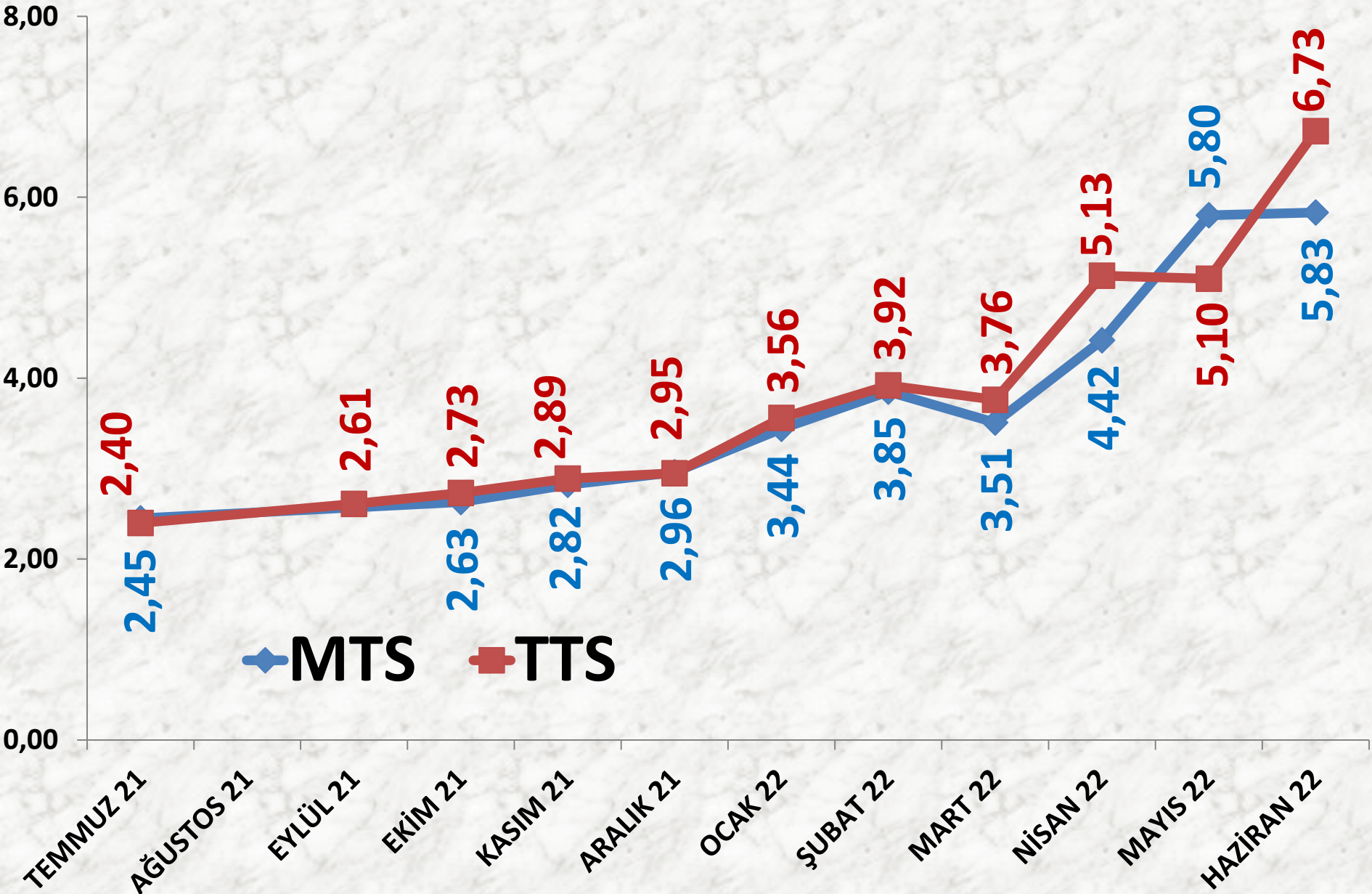
İŞLEM MİKTARI (TON)	2020 HAZİRAN	2021 HAZİRAN		2022 HAZİRAN	
MTS	1 TON	8697%	88 TON	-75%	22 TON
TTS	347 TON	584%	2.376 TON	-95%	112 TON

EN AZ FİYAT	2020 HAZİRAN	2021 HAZİRAN		2022 HAZİRAN	
MTS	1,35 TL	36%	1,84 TL	217%	5,83 TL
TTS	1,20 TL	63%	1,95 TL	223%	6,30 TL

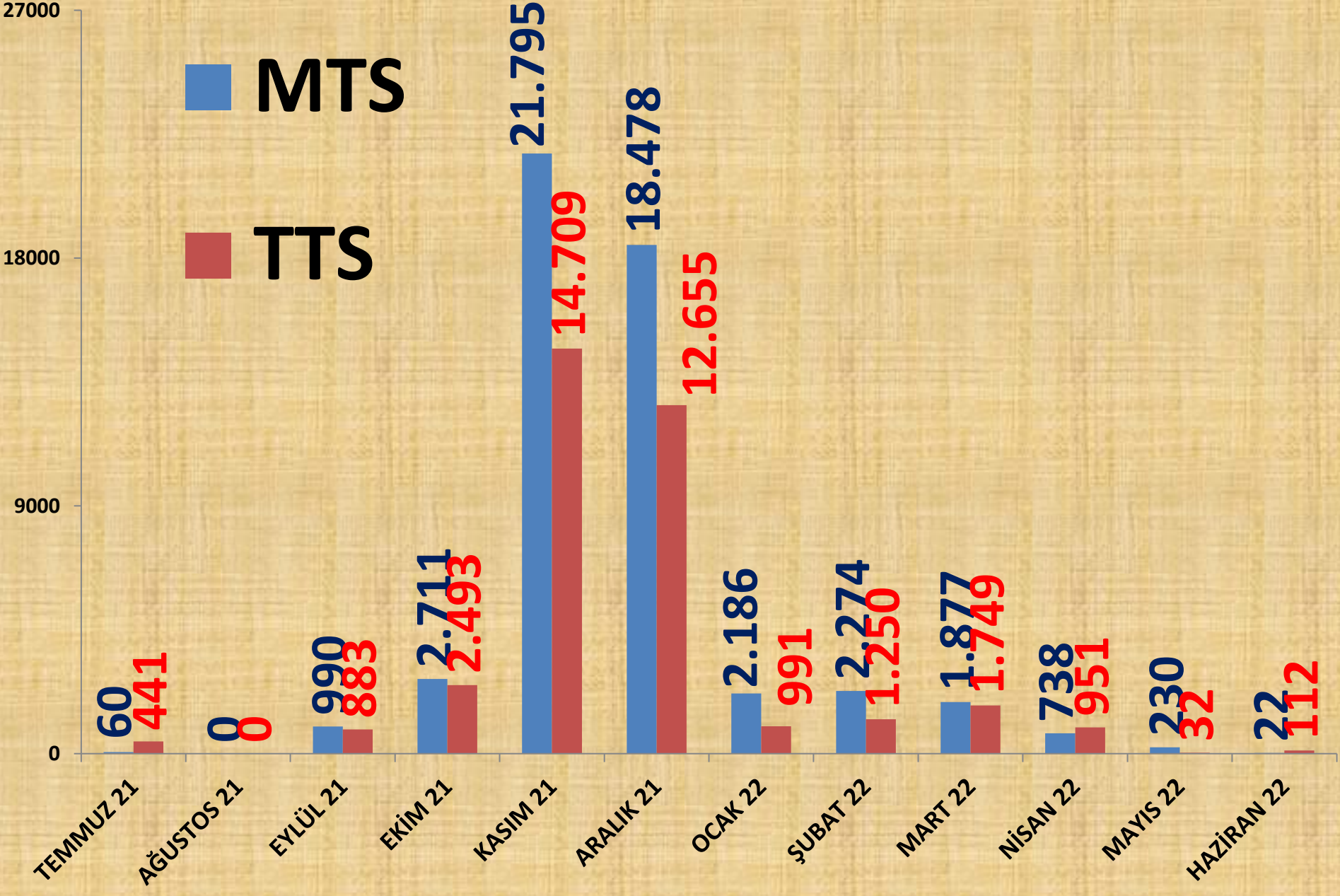
EN ÇOK FİYAT	2020 HAZİRAN	2021 HAZİRAN		2022 HAZİRAN	
MTS	1,35 TL	78%	2,40 TL	143%	5,83 TL
TTS	1,57 TL	66%	2,60 TL	161%	6,79 TL

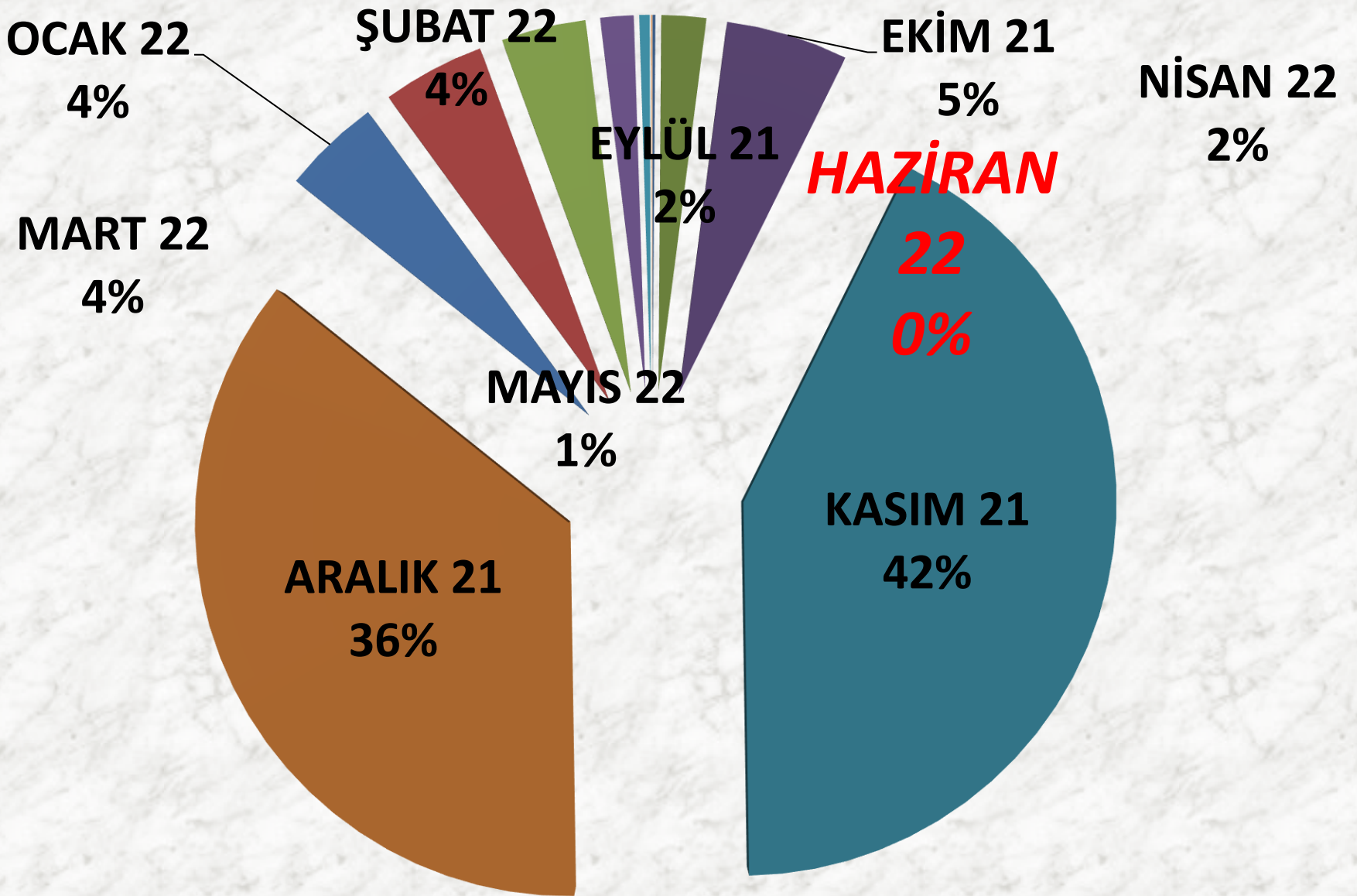
ORT. FİYAT	2020 HAZİRAN	2021 HAZİRAN		2022 HAZİRAN	
MTS	1,35 TL	62%	2,19 TL	166%	5,83 TL
TTS	1,33 TL	75%	2,33 TL	189%	6,73 TL

AYLIK MISIR DANE FİYAT TRENDİ (TL)



AYLIK MISIR DANE İŞLEM MİKTARI (TON)

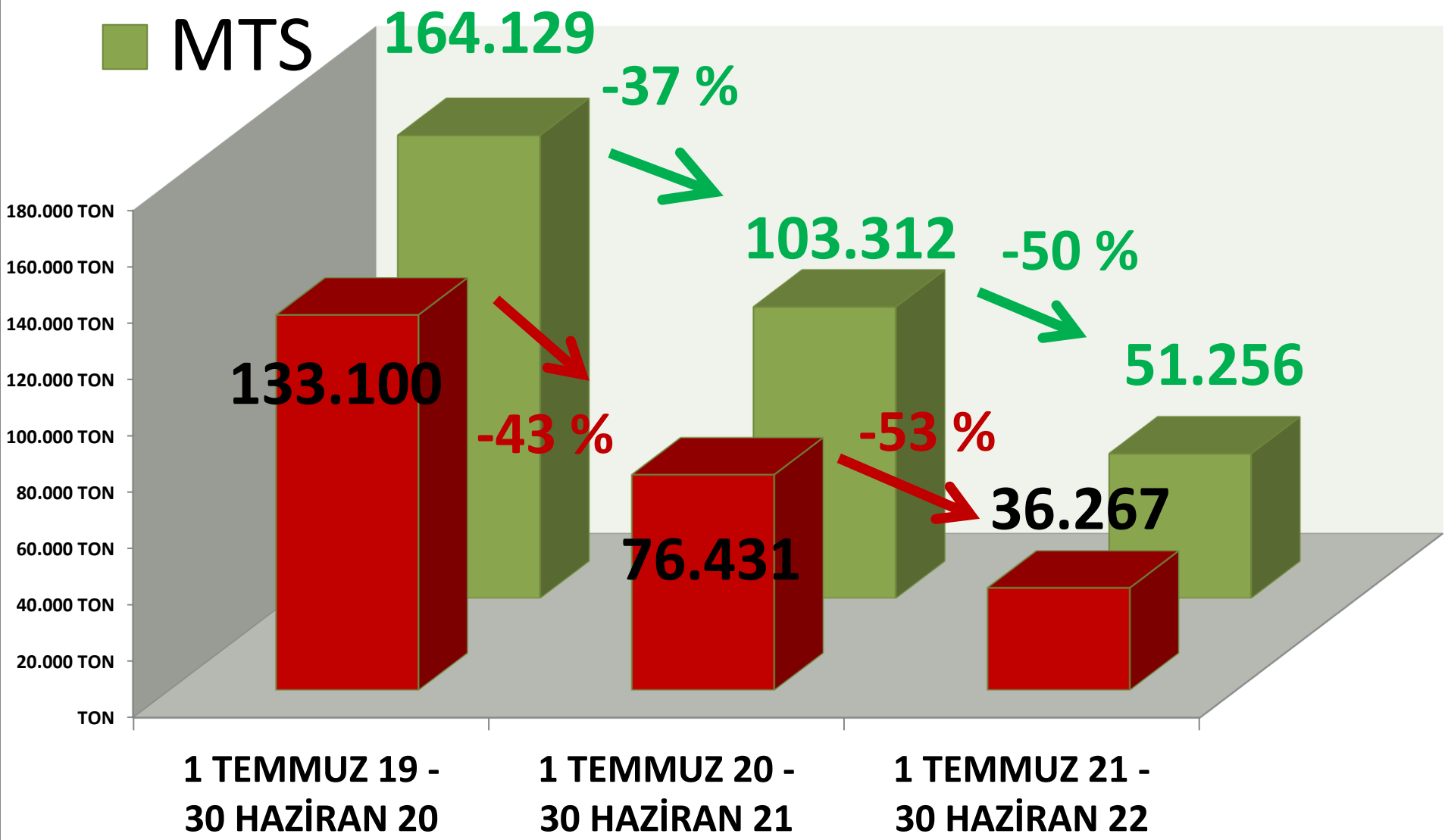




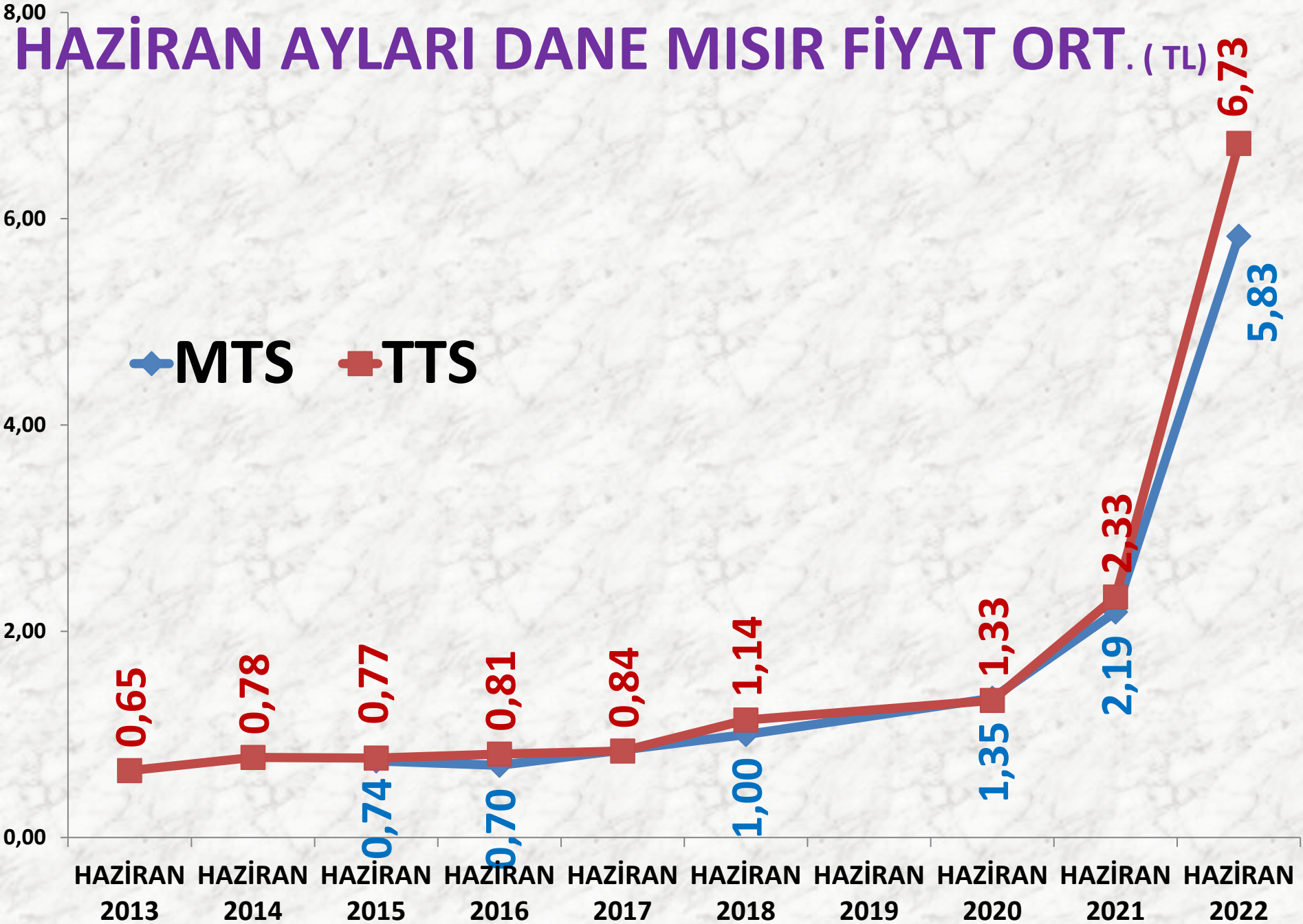
MISIR DANE MTS İŞLEM MİKTARI ORANLARI

TTS YILLIK MISIR DANE İŞLEM MİKTARI (TON)

■ TTS
■ MTS



HAZİRAN AYLARI DANE MISIR FİYAT ORT. (TL)



NOHUT

İŞLEM HACMİ (TON)	2020 HAZİRAN	2021 HAZİRAN		2022 HAZİRAN	
<i>MTS</i>	311 TON	81%	561 TON	-70%	171 TON
<i>TTS</i>	208 TON	103%	423 TON	-77%	98 TON

EN AZ FİYAT	2020 HAZİRAN	2021 HAZİRAN		2022 HAZİRAN	
<i>MTS</i>	4,50 TL	-5%	4,27 TL	121%	9,45 TL
<i>TTS</i>	2,10 TL	-57%	0,90 TL	711%	7,30 TL

EN ÇOK FİYAT	2020 HAZİRAN	2021 HAZİRAN		2022 HAZİRAN	
<i>MTS</i>	10,13 TL	19%	12,08 TL	107%	24,99 TL
<i>TTS</i>	8,90 TL	-16%	7,50 TL	153%	19,00 TL

ORT. FİYAT	2020 HAZİRAN	2021 HAZİRAN		2022 HAZİRAN	
<i>MTS</i>	7,39 TL	-1%	7,34 TL	194%	21,57 TL
<i>TTS</i>	3,42 TL	61%	5,51 TL	129%	12,61 TL

NOHUT DOĞAL

İŞLEM HACMI (TON)	2020 HAZİRAN	2021 HAZİRAN		2022 HAZİRAN	
MTS	96 TON	-6%	90 TON	-100%	-
TTS	66 TON	-23%	51 TON	-57%	22 TON

EN AZ FİYAT	2020 HAZİRAN	2021 HAZİRAN		2022 HAZİRAN	
MTS	4,50 TL	-5%	4,27 TL	-	-
TTS	3,00 TL	20%	3,60 TL	331%	15,50 TL

EN ÇOK FİYAT	2020 HAZİRAN	2021 HAZİRAN		2022 HAZİRAN	
MTS	5,25 TL	-19%	4,27 TL	-	-
TTS	5,00 TL	8%	5,40 TL	187%	15,50 TL

ORT. FİYAT	2020 HAZİRAN	2021 HAZİRAN		2022 HAZİRAN	
MTS	5,26 TL	-19%	4,27 TL	-	-
TTS	3,90 TL	29%	5,04 TL	208%	15,50 TL

NOHUT - ELENMİŞ

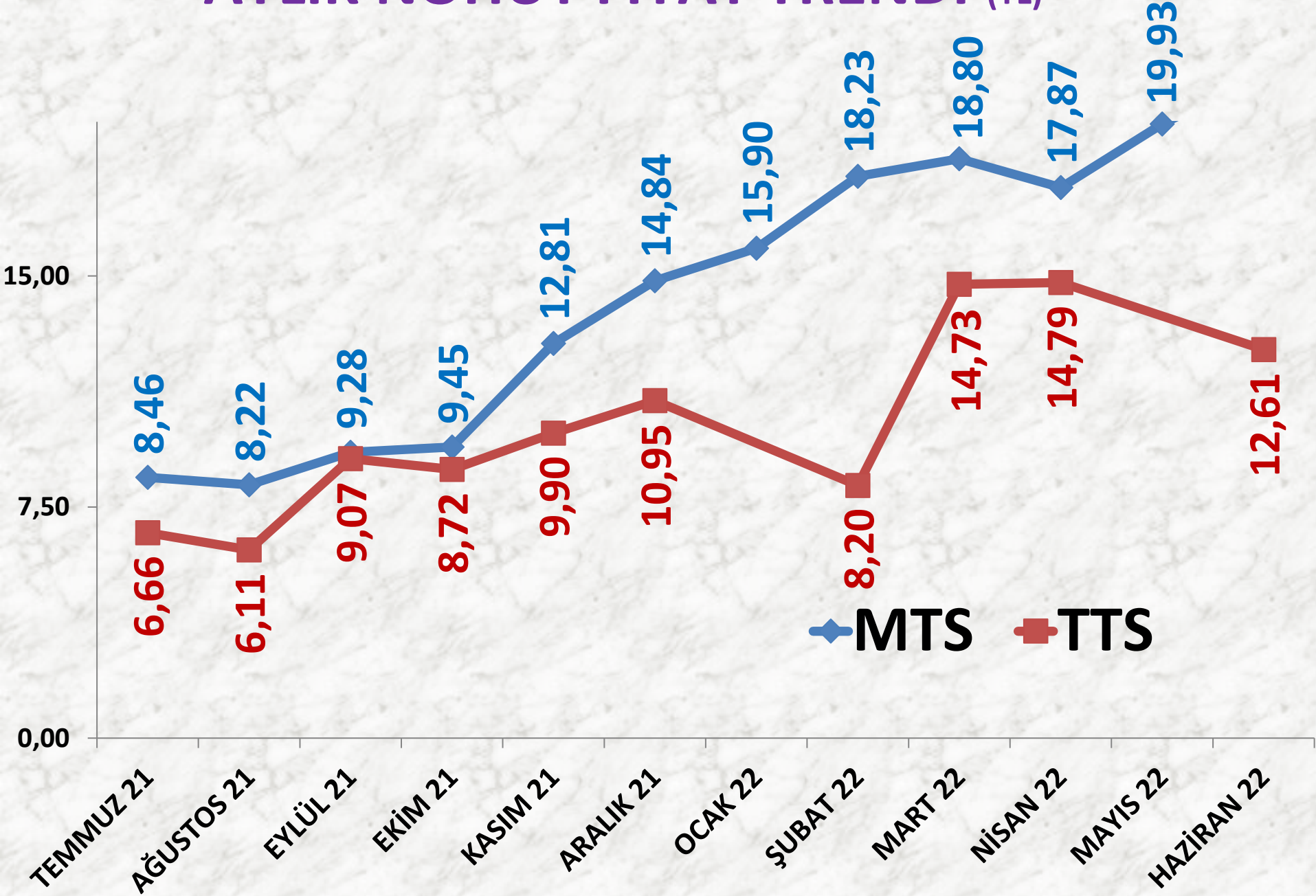
İŞLEM HACMI (TON)	2020 HAZİRAN	2021 HAZİRAN		2022 HAZİRAN	
MTS	215 TON	119%	471 TON	-68%	150 TON
TTS	33 TON	687%	259 TON	-90%	26 TON

EN AZ FİYAT	2020 HAZİRAN	2021 HAZİRAN		2022 HAZİRAN	
MTS	6,12 TL	-2%	6,00 TL	217%	19,00 TL
TTS	7,60 TL	-28%	5,50 TL	245%	19,00 TL

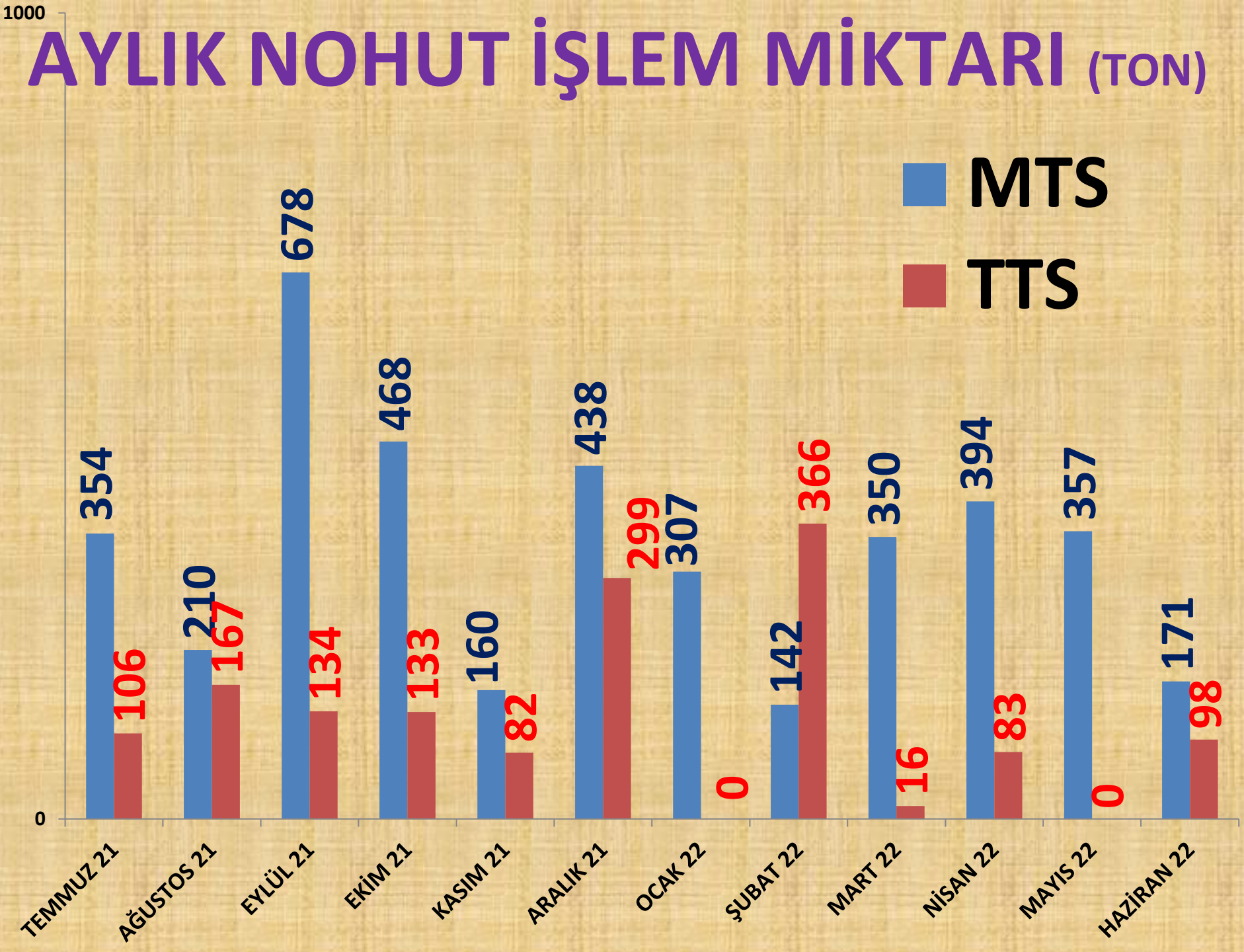
EN ÇOK FİYAT	2020 HAZİRAN	2021 HAZİRAN		2022 HAZİRAN	
MTS	10,13 TL	19%	12,08 TL	107%	24,99 TL
TTS	8,90 TL	-16%	7,50 TL	153%	19,00 TL

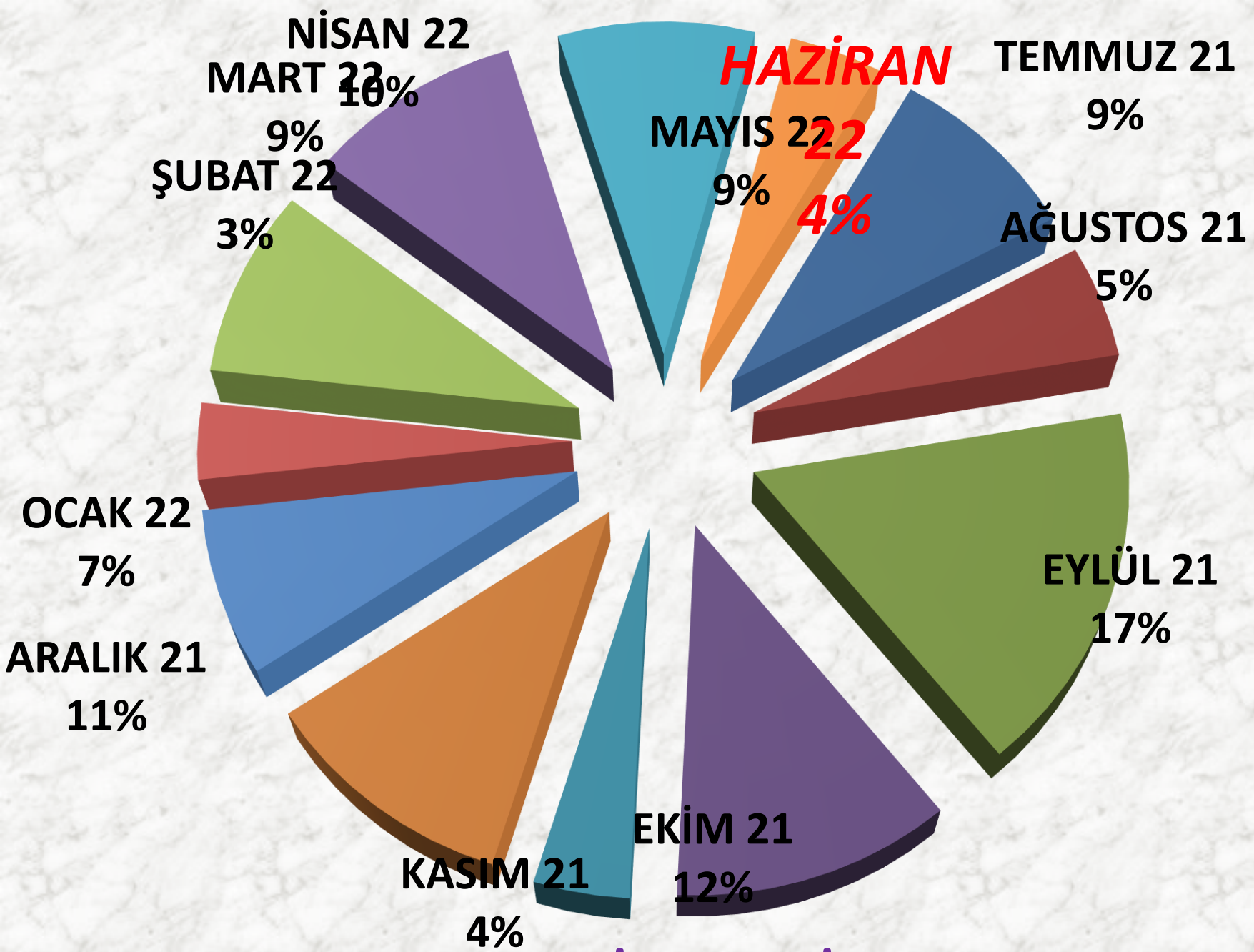
ORT. FİYAT	2020 HAZİRAN	2021 HAZİRAN		2022 HAZİRAN	
MTS	8,34 TL	-5%	7,92 TL	193%	23,18 TL
TTS	7,83 TL	-15%	6,64 TL	186%	19,00 TL

AYLIK NOHUT FİYAT TRENDİ (TL)



AYLIK NOHUT İŞLEM MİKTARI (TON)



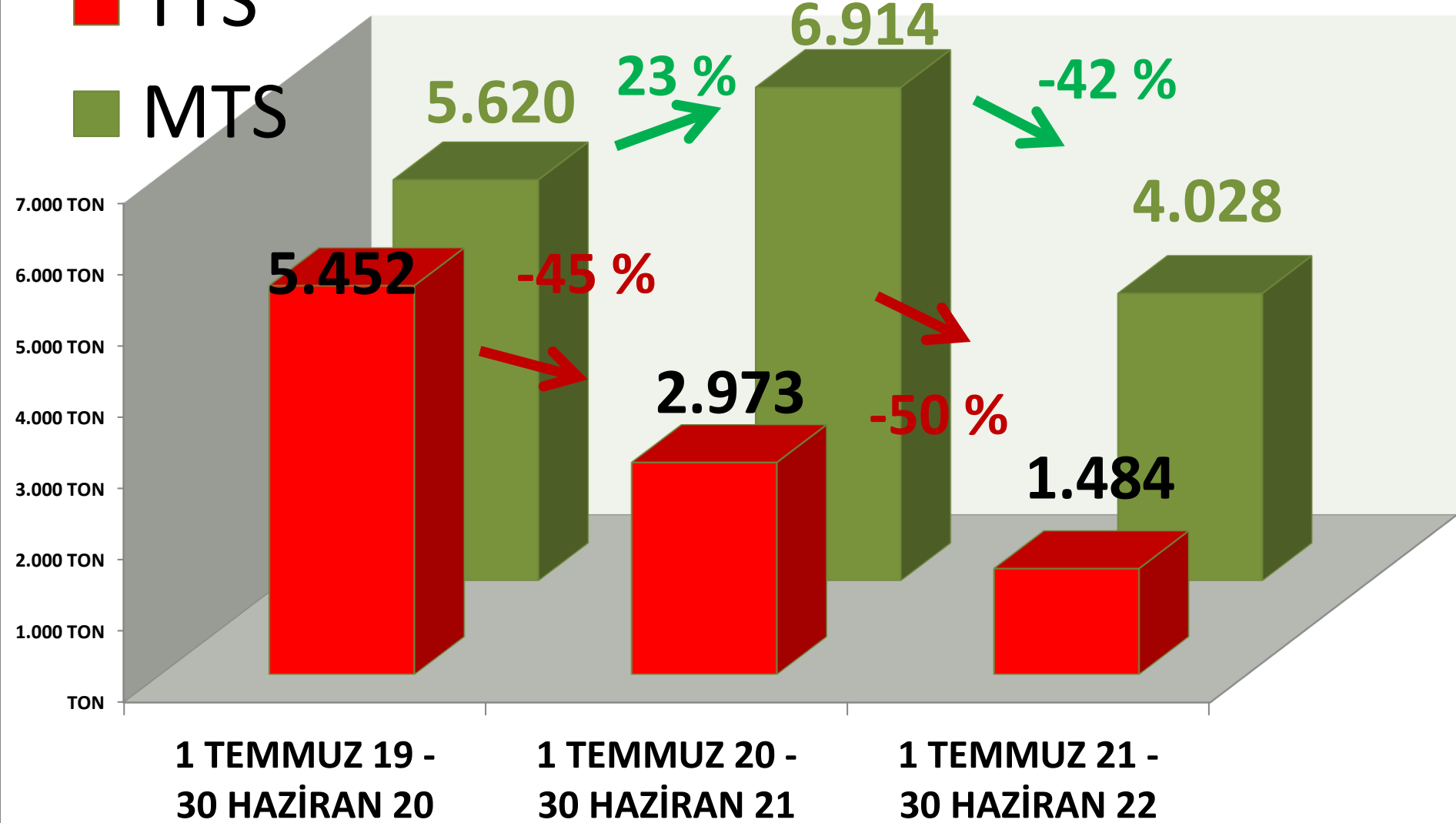


AYLIK NOHUT MTS İŞLEM MİKTARI ORANLARI

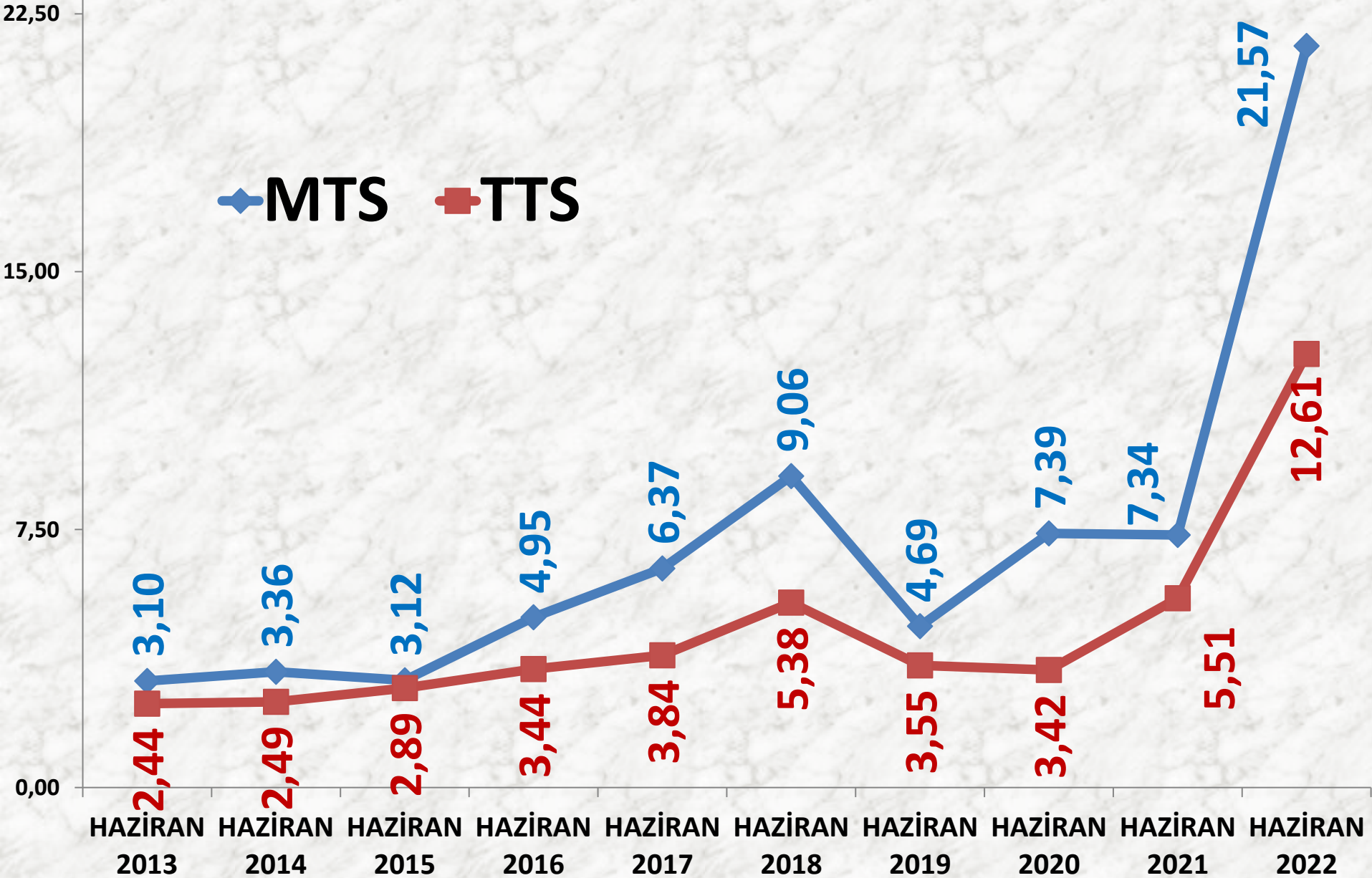
YILLIK TOPLAM NOHUT İŞLEM MİKTARI (TON)

■ TTS

■ MTS



HAZİRAN AYLARI NOHUT FİYAT ORT. (TL)



BEYAZ LEBLEBİ

LEBLEBİ BEYAZ 8,50 mm

İŞLEM MİKTARI(TON)	2020 HAZİRAN	2021 HAZİRAN		2022 HAZİRAN	
TTS	9 TON	-73%	2 TON	635%	17 TON

LEBLEBİ BEYAZ 9 mm

İŞLEM MİKTARI (TON)	2020 HAZİRAN	2021 HAZİRAN		2022 HAZİRAN	
TTS	68 TON	59%	108 TON	-10%	97 TON

BEYAZ LEBLEBİ

LEBLEBİ BEYAZ 9+ 9,50 mm

İŞLEM MİKTARI (TON)	2020 HAZİRAN	2021 HAZİRAN		2022 HAZİRAN	
TTS	106 TON	-76%	26 TON	-74%	7 TON

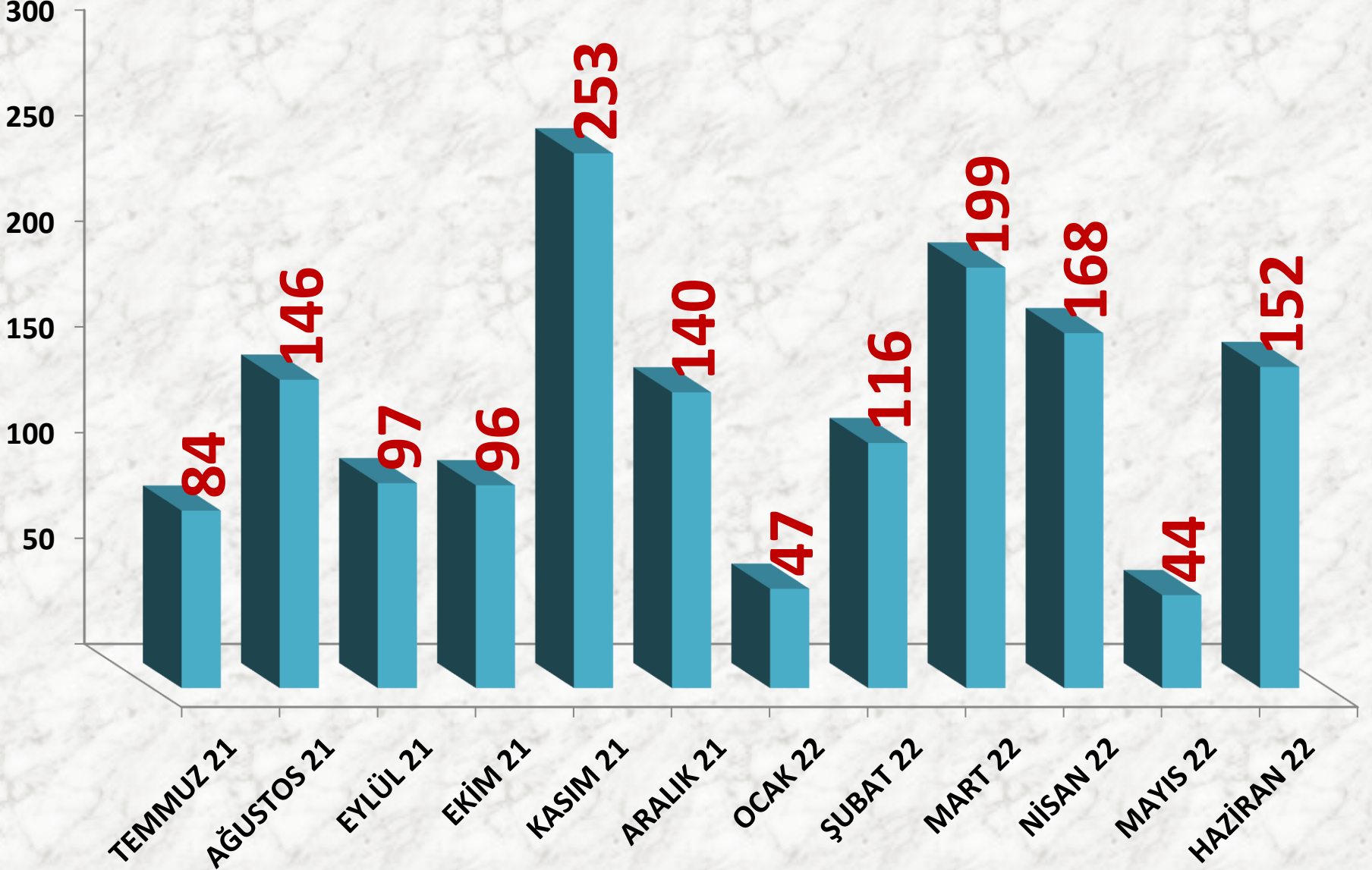
LEBLEBİ BEYAZ Elenti

İŞLEM MİKTARI (TON)	2020 HAZİRAN	2021 HAZİRAN		2022 HAZİRAN	
TTS	0	-	2 TON	1251%	30 TON

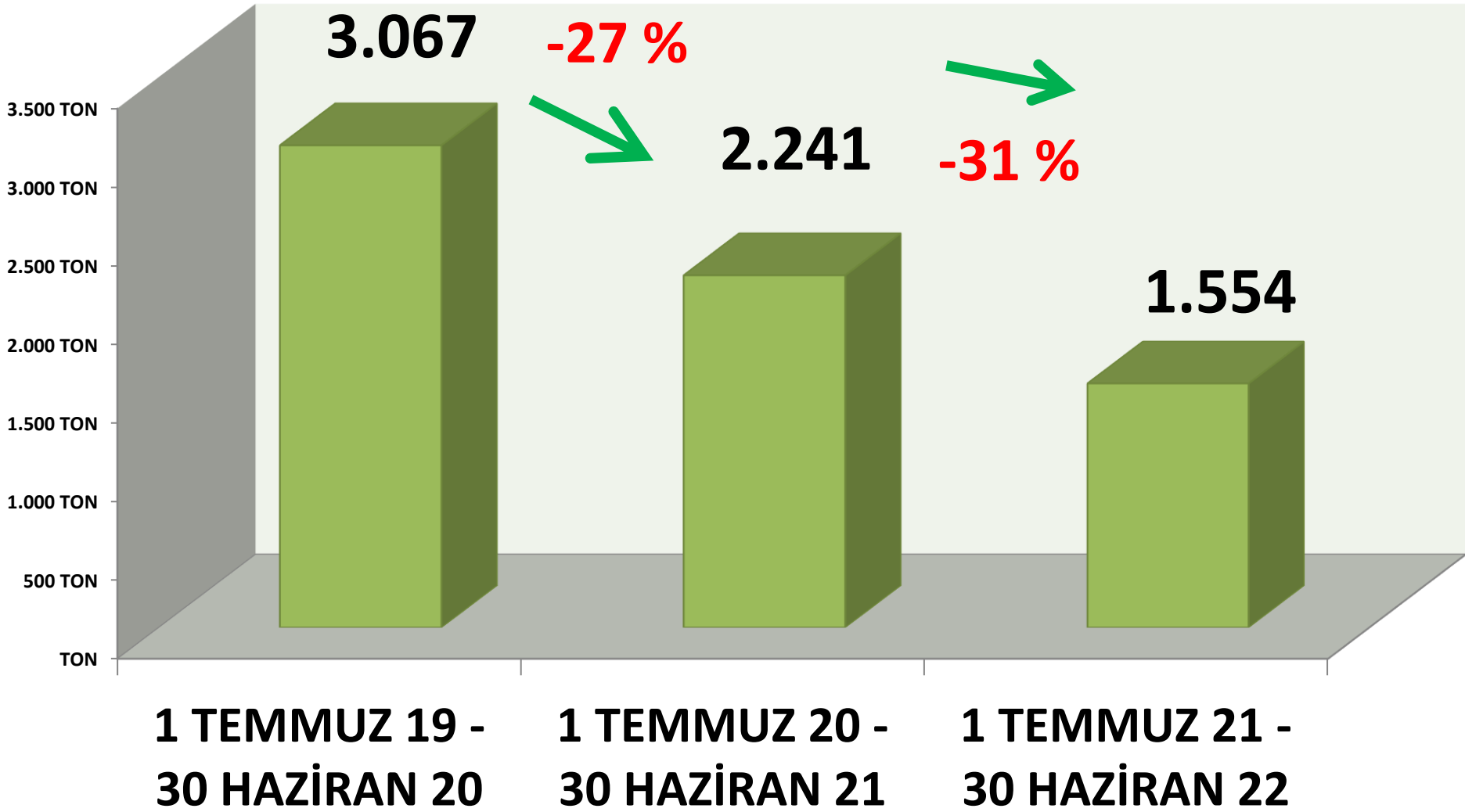
LEBLEBİ BEYAZ TOPLAM

<u>İŞLEM MİKTARI</u> <u>(TON)</u>	<u>2020 HAZİRAN</u>	<u>2021 HAZİRAN</u>		<u>2022 HAZİRAN</u>	
<u>TTS</u>	<u>183 TON</u>	-24%	<u>139 TON</u>	9%	<u>152 TON</u>

Leblebi Beyaz İşlem Miktarı (Ton)



YILLIK TOPLAM BEYAZ LEBLEBİ İŞLEM MİKTARI (TON)



LEBLEBİ BEYAZ 8,50 mm FİYATLARI

	2020 HAZİRAN	2021 HAZİRAN		2022 HAZİRAN	
EN AZ	7,92 TL	5%	8,33 TL	92%	16,00 TL
EN ÇOK	7,92 TL	5%	8,33 TL	92%	16,00 TL
ORTALAMA	7,92 TL	5%	8,32 TL	92%	16,00 TL

LEBLEBİ BEYAZ 9 mm FİYATLARI

	2020 HAZİRAN	2021 HAZİRAN		2022 HAZİRAN	
EN AZ	12,00 TL	-8%	11,00 TL	179%	30,69 TL
EN ÇOK	17,00 TL	18%	20,00 TL	100%	40,00 TL
ORTALAMA	14,21 TL	11%	15,70 TL	119%	34,45 TL

LEBLEBİ BEYAZ 9+ 9,50 mm FİYATLARI

	2020 HAZİRAN	2021 HAZİRAN		2022 HAZİRAN	
EN AZ	8,00 TL	15%	9,16 TL	184%	26,00 TL
EN ÇOK	12,00 TL	-8%	11,00 TL	164%	29,00 TL
ORTALAMA	10,51 TL	-1%	10,45 TL	167%	27,89 TL

LEBLEBİ BEYAZ ELENTİ FİYATLARI

	2020 HAZİRAN	2021 HAZİRAN		2022 HAZİRAN	
ORTALAMA	-	-	2,62 TL	231%	8,67 TL

SARI LEBLEBİ

LEBLEBİ SARI 9 mm

İŞLEM MİKTARI (TON)	2020 HAZİRAN	2021 HAZİRAN		2022 HAZİRAN	
TTS	228 TON	-87%	31 TON	-20%	25 TON

LEBLEBİ SARI 9,50 mm

İŞLEM MİKTARI (TON)	2020 HAZİRAN	2021 HAZİRAN		2022 HAZİRAN	
TTS	562 TON	-83%	97 TON	-56%	42 TON

LEBLEBİ SARI 9,75 mm

İŞLEM MİKTARI (TON)	2020 HAZİRAN	2021 HAZİRAN		2022 HAZİRAN	
TTS	223 TON	66%	369 TON	-79%	76 TON

LEBLEBİ SARI 10 mm

İŞLEM MİKTARI (TON)	2020 HAZİRAN	2021 HAZİRAN		2022 HAZİRAN	
TTS	188 TON	126%	425 TON	-30%	297 TON

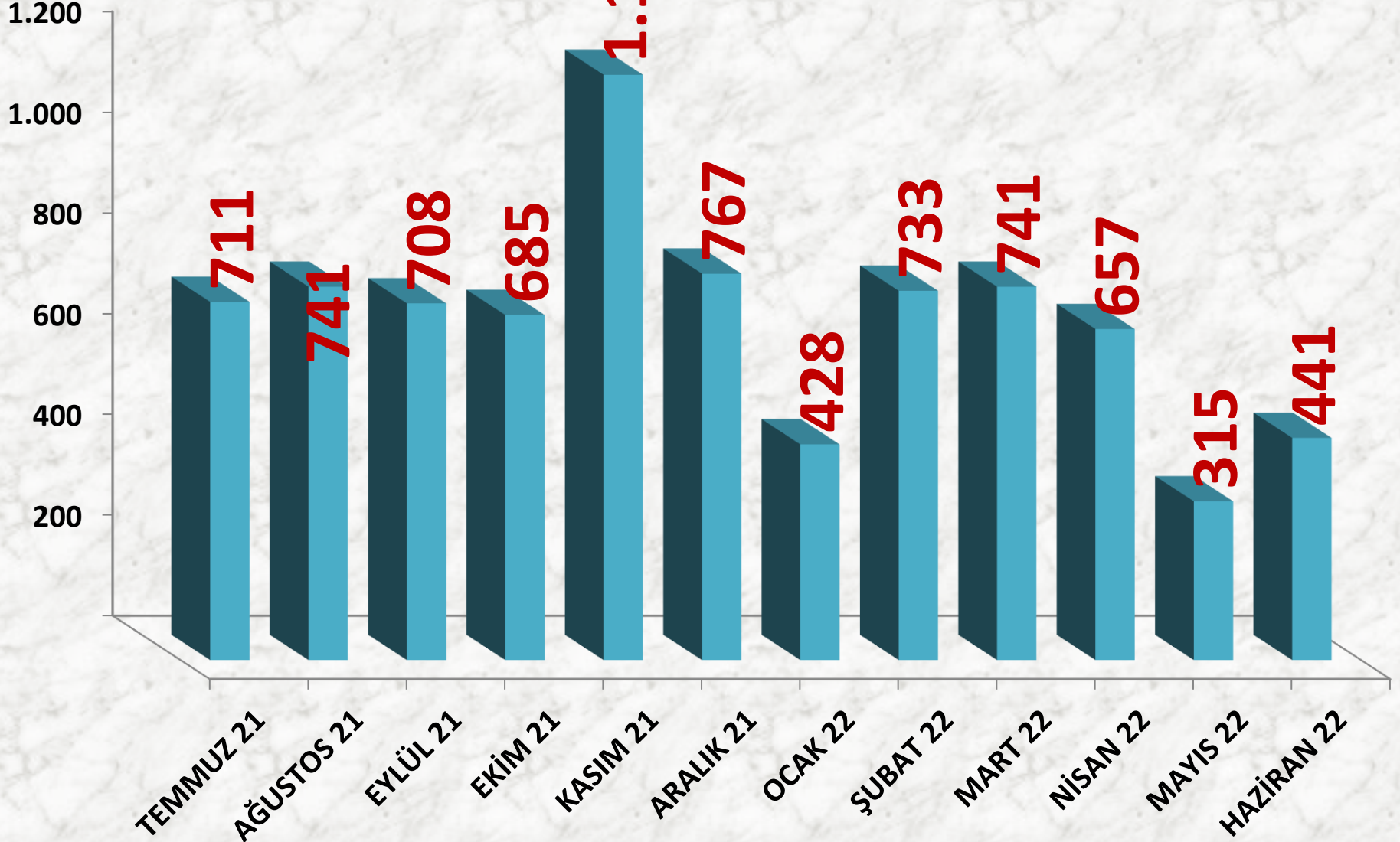
LEBLEBİ SARI Kalburaltı

İŞLEM MİKTARI (TON)	2020 HAZİRAN	2021 HAZİRAN		2022 HAZİRAN	
TTS	32 TON	-91%	3 TON	-100%	0

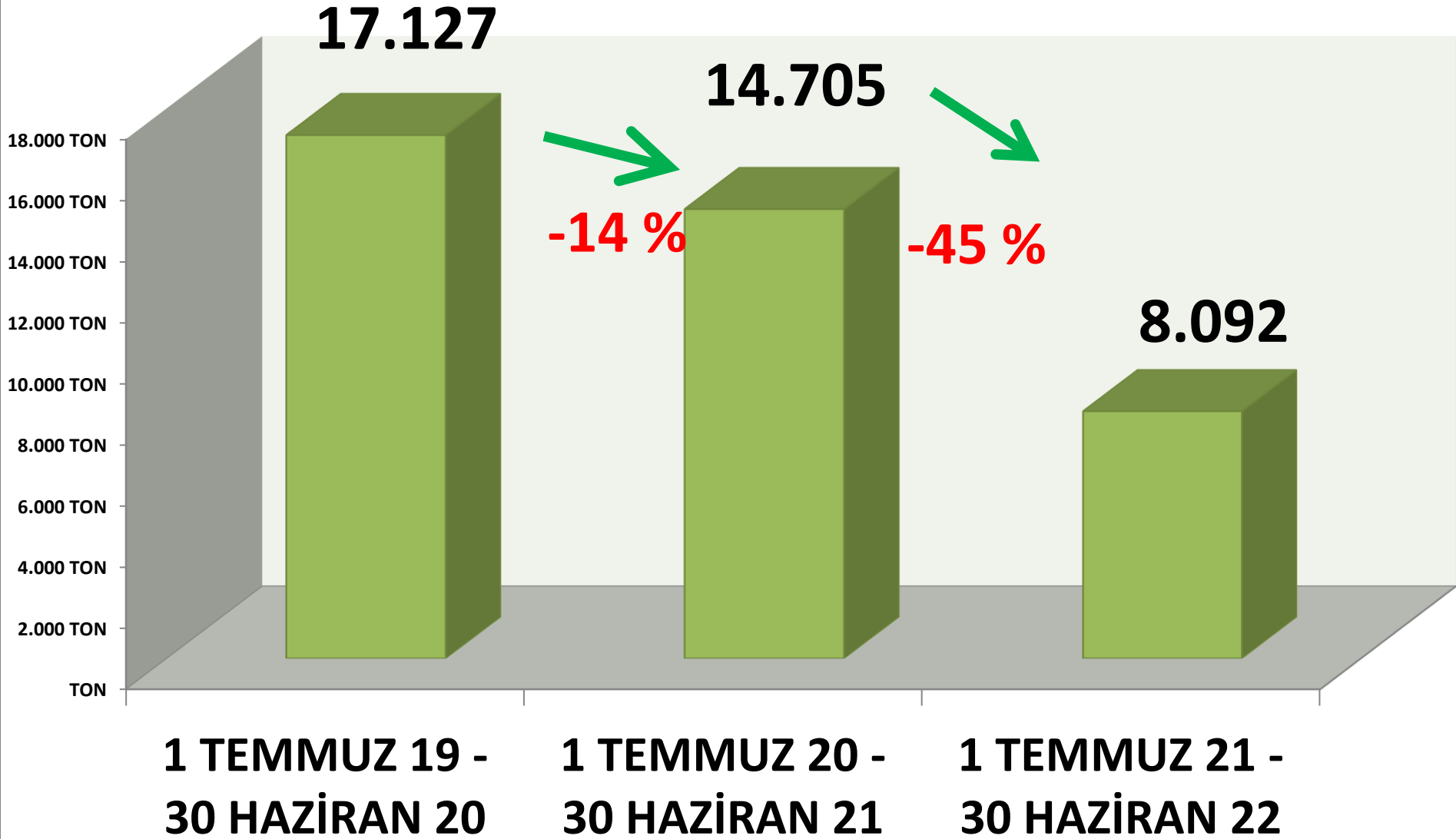
LEBLEBİ SARI TOPLAM

İŞLEM MİKTARI (TON)	<u>2020 HAZİRAN</u>	<u>2021 HAZİRAN</u>		<u>2022 HAZİRAN</u>	
<u>TTS</u>	<u>1.233 TON</u>	-25%	<u>925 TON</u>	-52%	<u>441 TON</u>

Leblebi Sarı İşlem Miktarı (Ton)



YILLIK TOPLAM SARI LEBLEBİ İŞLEM MİKTARI (TON)



LEBLEBİ SARI 9 mm FİYATLARI

	2020 HAZİRAN	2021 HAZİRAN		2022 HAZİRAN	
EN AZ	5,20 TL	-4%	5,00 TL	250%	17,50 TL
EN ÇOK	8,00 TL	-13%	7,00 TL	186%	20,00 TL
ORTALAMA	7,18 TL	-9%	6,51 TL	180%	18,24 TL

LEBLEBİ SARI 9,50 mm FİYATLARI

	2020 HAZİRAN	2021 HAZİRAN		2022 HAZİRAN	
EN AZ	8,02 TL	-10%	7,20 TL	188%	20,75 TL
EN ÇOK	10,00 TL	-10%	9,00 TL	178%	25,00 TL
ORTALAMA	8,72 TL	-5%	8,25 TL	181%	23,17 TL

LEBLEBİ SARI 9,75 mm FİYATLARI

	2020 HAZİRAN	2021 HAZİRAN		2022 HAZİRAN	
EN AZ	10,10 TL	-11%	9,00 TL	189%	26,00 TL
EN ÇOK	11,00 TL	0%	11,00 TL	167%	29,35 TL
ORTALAMA	10,32 TL	-2%	10,11 TL	185%	28,78 TL

LEBLEBİ SARI 10 mm FİYATLARI

	2020 HAZİRAN	2021 HAZİRAN		2022 HAZİRAN	
EN AZ	13,31 TL	-15%	11,30 TL	174%	31,00 TL
EN ÇOK	14,94 TL	10%	16,50 TL	191%	48,00 TL
ORTALAMA	12,44 TL	3%	12,76 TL	180%	35,78 TL

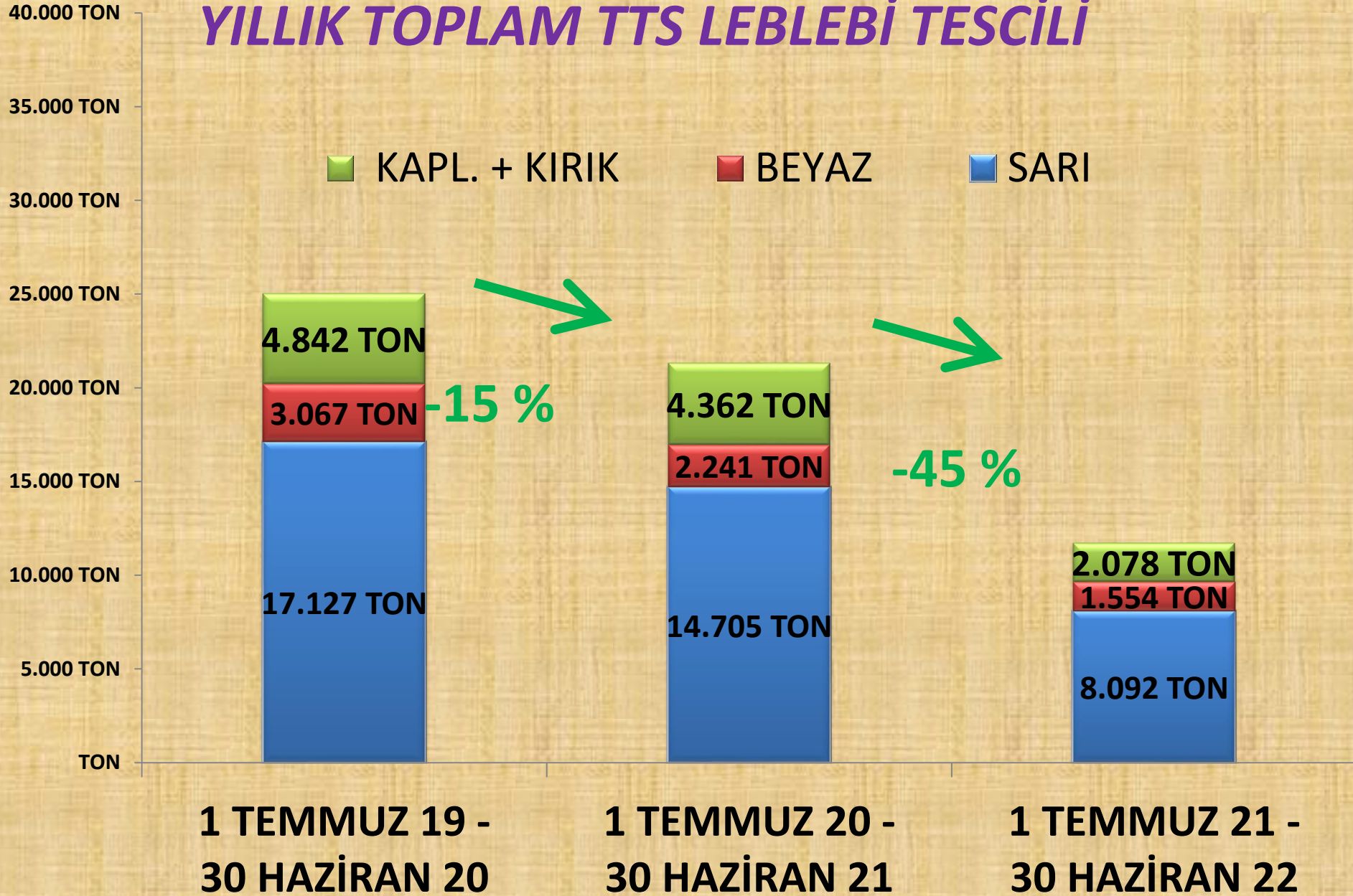
LEBLEBİ SARI Kalburaltı FİYATLARI

	2020 HAZİRAN	2021 HAZİRAN		2022 HAZİRAN	
ORTALAMA	4,54 TL	-1%	4,50 TL	-	-

YILLIK YURTIÇI TOPLAM LEBLEBİ İŞLEM MİKTARI

MİKTAR	1 TEMMUZ 2019 – 30 HAZİRAN 2020	1 TEMMUZ 2020 – 30 HAZİRAN 2021	1 TEMMUZ 2021 – 30 HAZİRAN 2022		
SARI	17.127 TON	-14%	14.705 TON	-45%	8.092 TON
BEYAZ	3.067 TON	-27%	2.241 TON	-31%	1.554 TON
KAPL.+KIRIK	4.842 TON	-10%	4.362 TON	-52%	2.078 TON
<u>LEBLEBİ TOPLAM</u>	25.035 TON	-15%	21.309 TON	-45%	11.724 TON

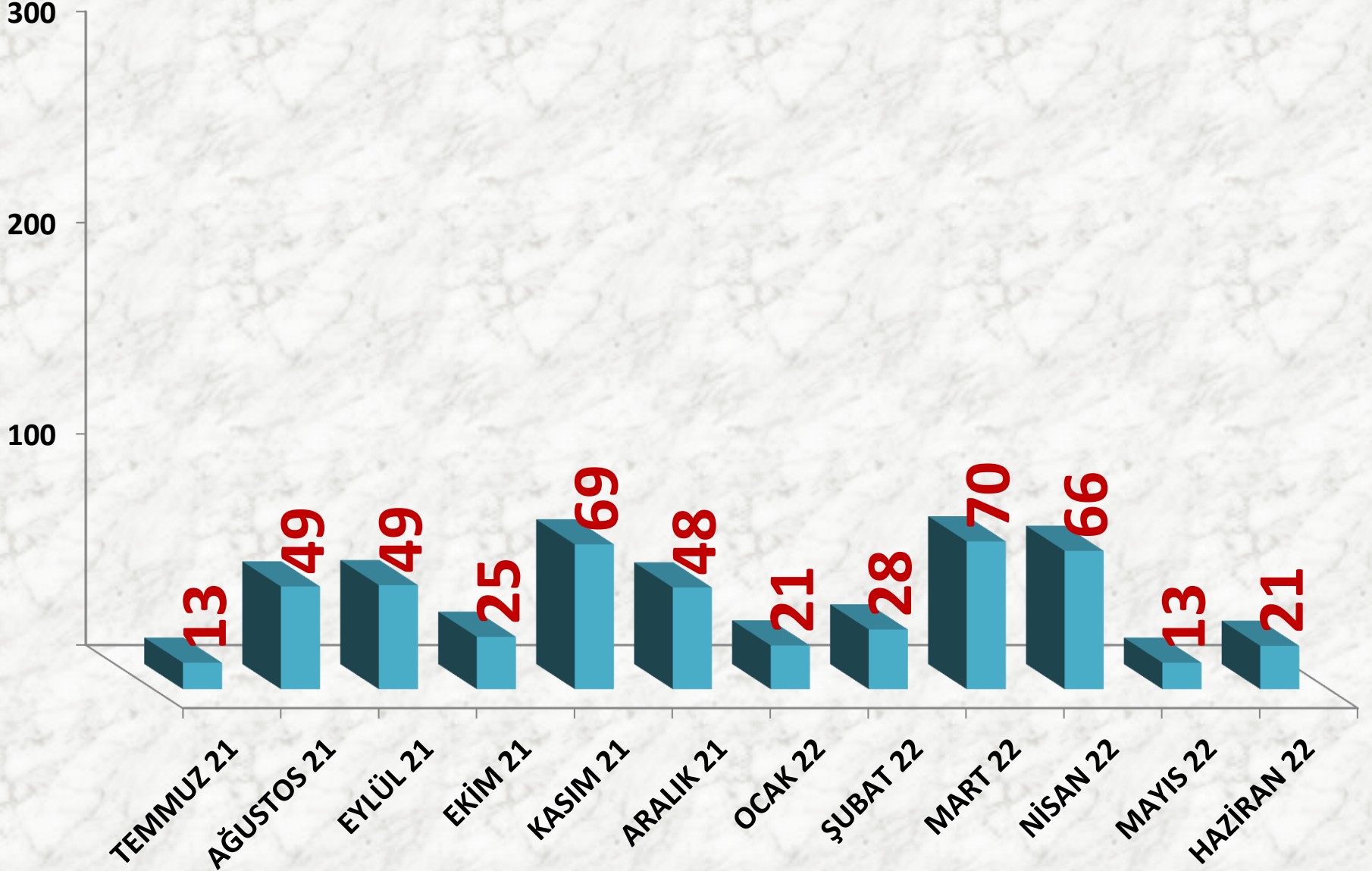
YILLIK TOPLAM TTS LEBLEBİ TESCİLİ

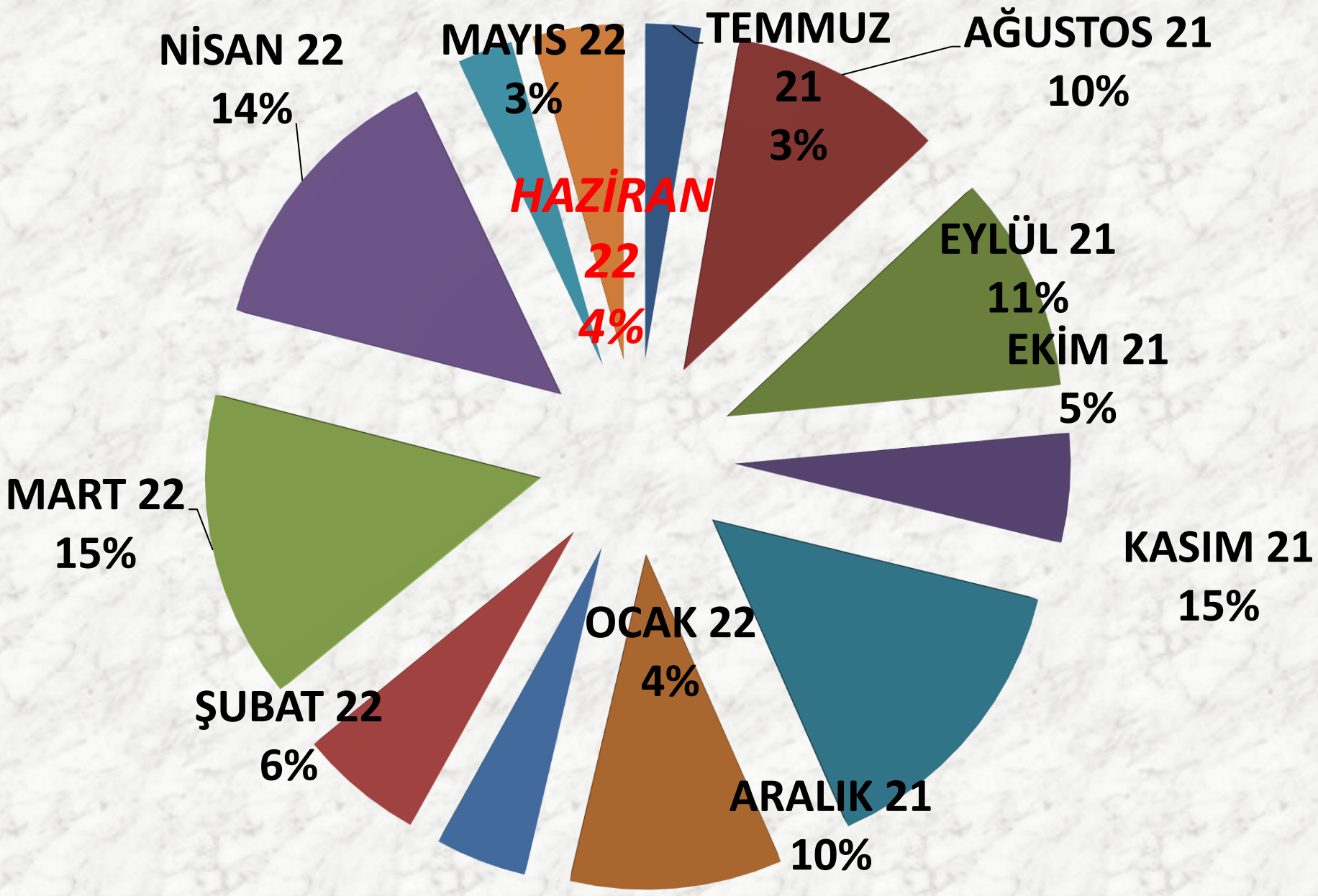


LEBLEBİ İHRACAT MİKTARLARI

2020 HAZİRAN		2021 HAZİRAN		2022 HAZİRAN	
SARI LEBLEBİ	77.981 kg.	SARI LEBLEBİ	64.943 kg.	SARI LEBLEBİ	17.016 kg.
BEYAZ LEBLEBİ	31.440 kg.	BEYAZ LEBLEBİ	2.686 kg.	BEYAZ LEBLEBİ	1.528 kg.
KAPLAMALI LEBLEBİ	7.496 kg.	KAPLAMALI LEBLEBİ	14.931 kg.	KAPLAMALI LEBLEBİ	1.964 kg.
KIRIK LEBLEBİ	1.000 kg.	KIRIK LEBLEBİ	-	KIRIK LEBLEBİ	-
LEBLEBİ KALBURALTI	5.300 kg.	LEBLEBİ KALBURALTI	-	LEBLEBİ KALBURALTI	-
LEBLEBİ UNU	-	LEBLEBİ UNU	-	LEBLEBİ UNU	-
<u>TOPLAM</u>	123.217 kg.	<u>TOPLAM</u>	82.560 kg.	<u>TOPLAM</u>	20.508 kg.

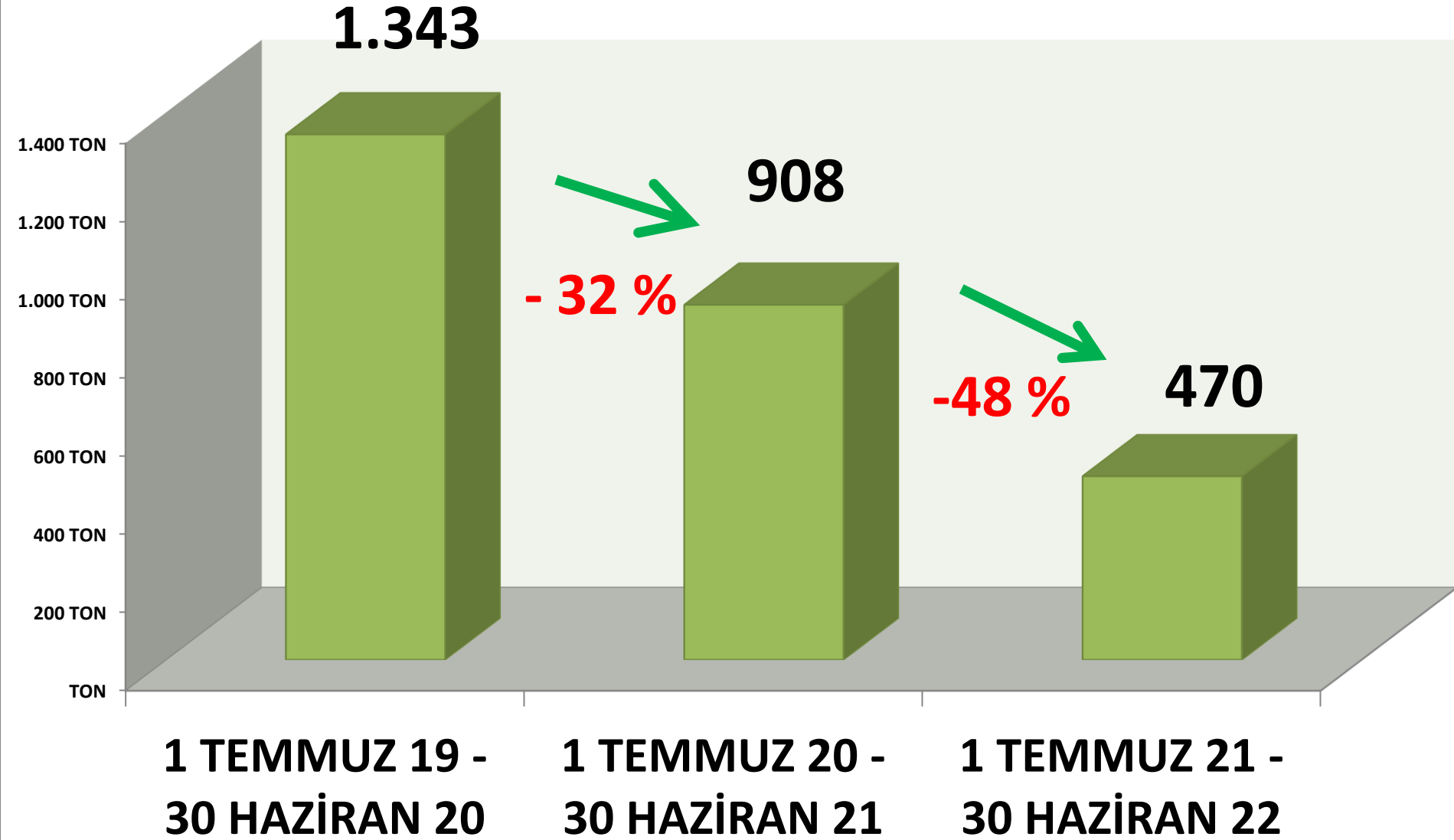
Leblebi ihracat (Ton)





AYLIK LEBLEBİ İHRACAT MİKTARI ORANLARI

YILLIK TOPLAM LEBLEBİ İHRACAT MİKTARI (TON)



AYÇEKİRDEĞİ

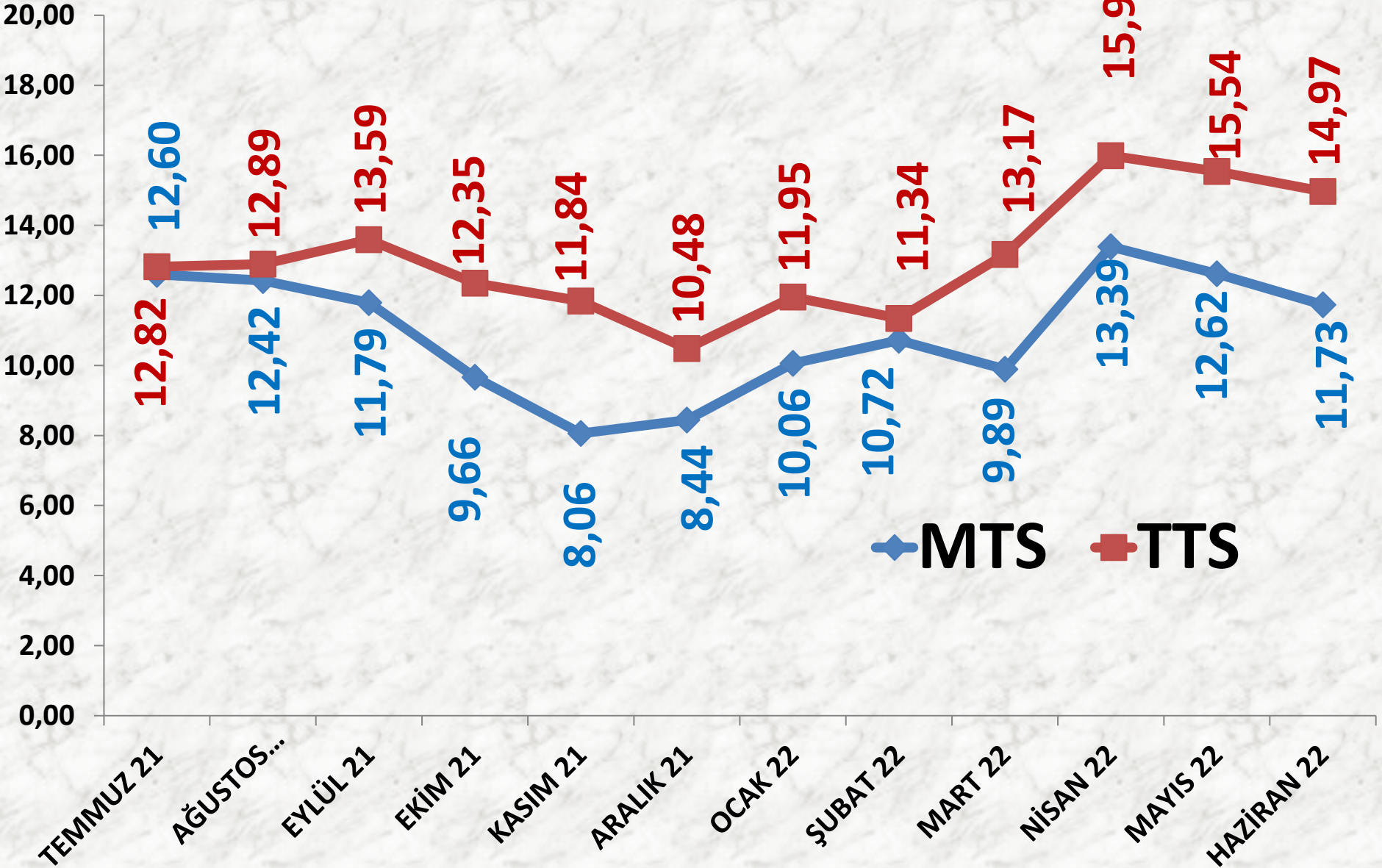
İŞLEM MİKTARI (TON)	2020 HAZİRAN	2021 HAZİRAN		2022 HAZİRAN	
MTS	717 TON	-42%	415 TON	367%	1936 TON
TTS	483 TON	169%	1298 TON	10%	1434 TON

EN AZ FİYAT	2020 HAZİRAN	2021 HAZİRAN		2022 HAZİRAN	
MTS	6,26 TL	60%	10,00 TL	-26%	7,42 TL
TTS	6,00 TL	46%	8,75 TL	-7%	8,10 TL

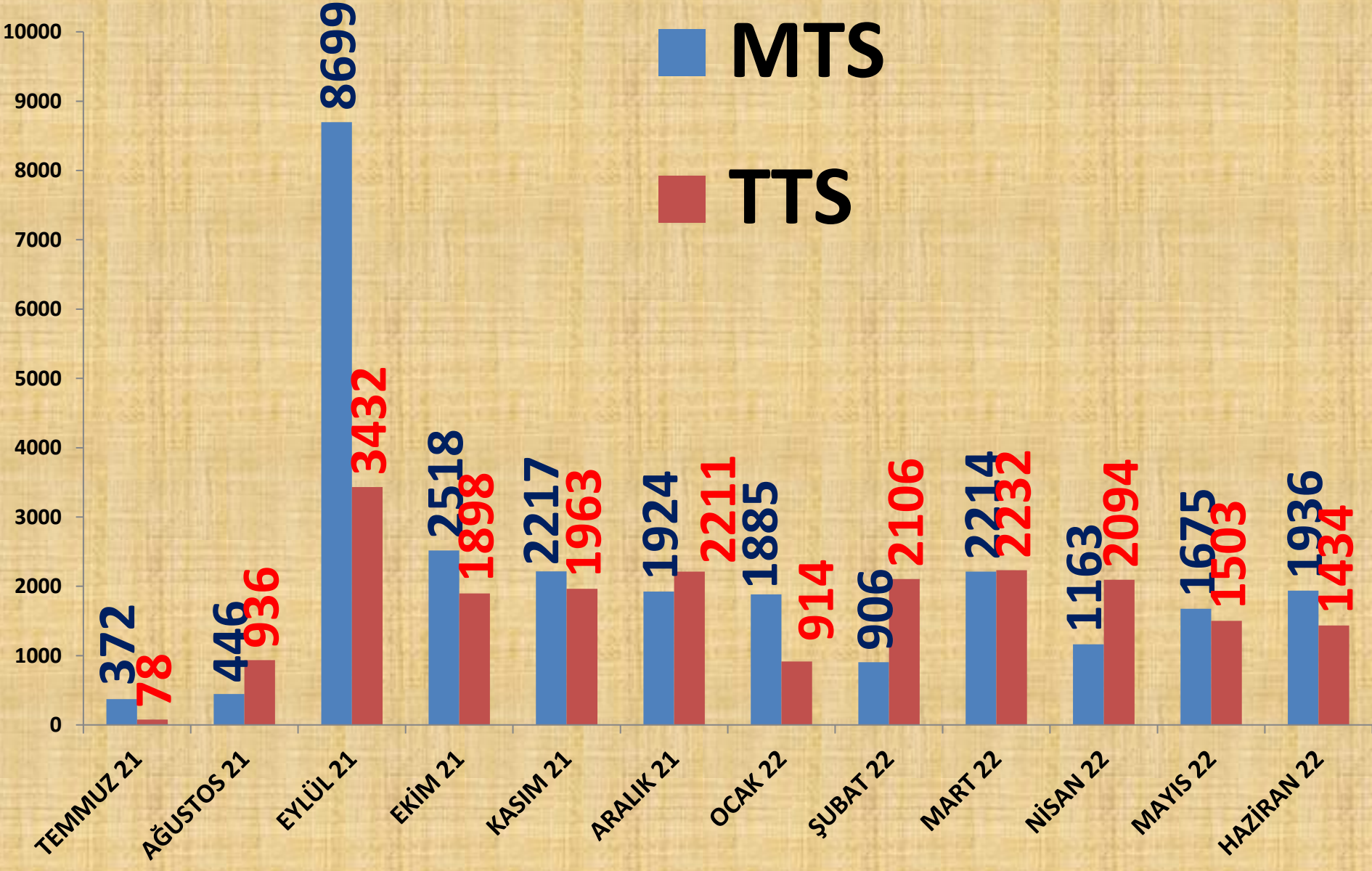
EN ÇOK FİYAT	2020 HAZİRAN	2021 HAZİRAN		2022 HAZİRAN	
MTS	11,08 TL	32%	14,59 TL	23%	17,93 TL
TTS	16,50 TL	10%	18,10 TL	82%	33,00 TL

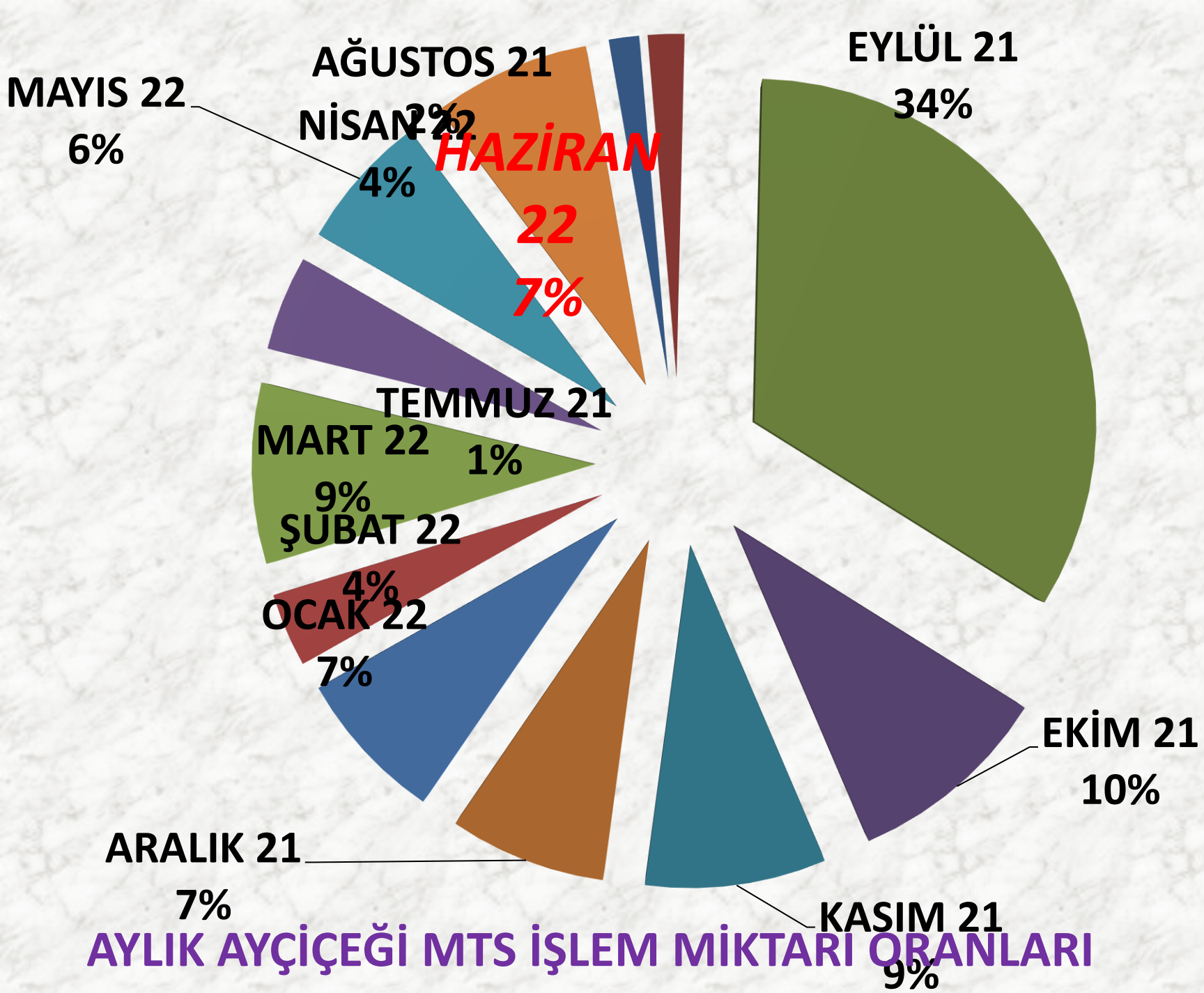
ORT. FİYAT	2020 HAZİRAN	2021 HAZİRAN		2022 HAZİRAN	
MTS	9,86 TL	37%	13,50 TL	-13%	11,73 TL
TTS	10,26 TL	25%	12,78 TL	17%	14,97 TL

AYLIK AYÇİÇEĞİ FİYAT TRENDİ (TL)



AYLIK AYÇİÇEĞİ İŞLEM MİKTARI (TON)

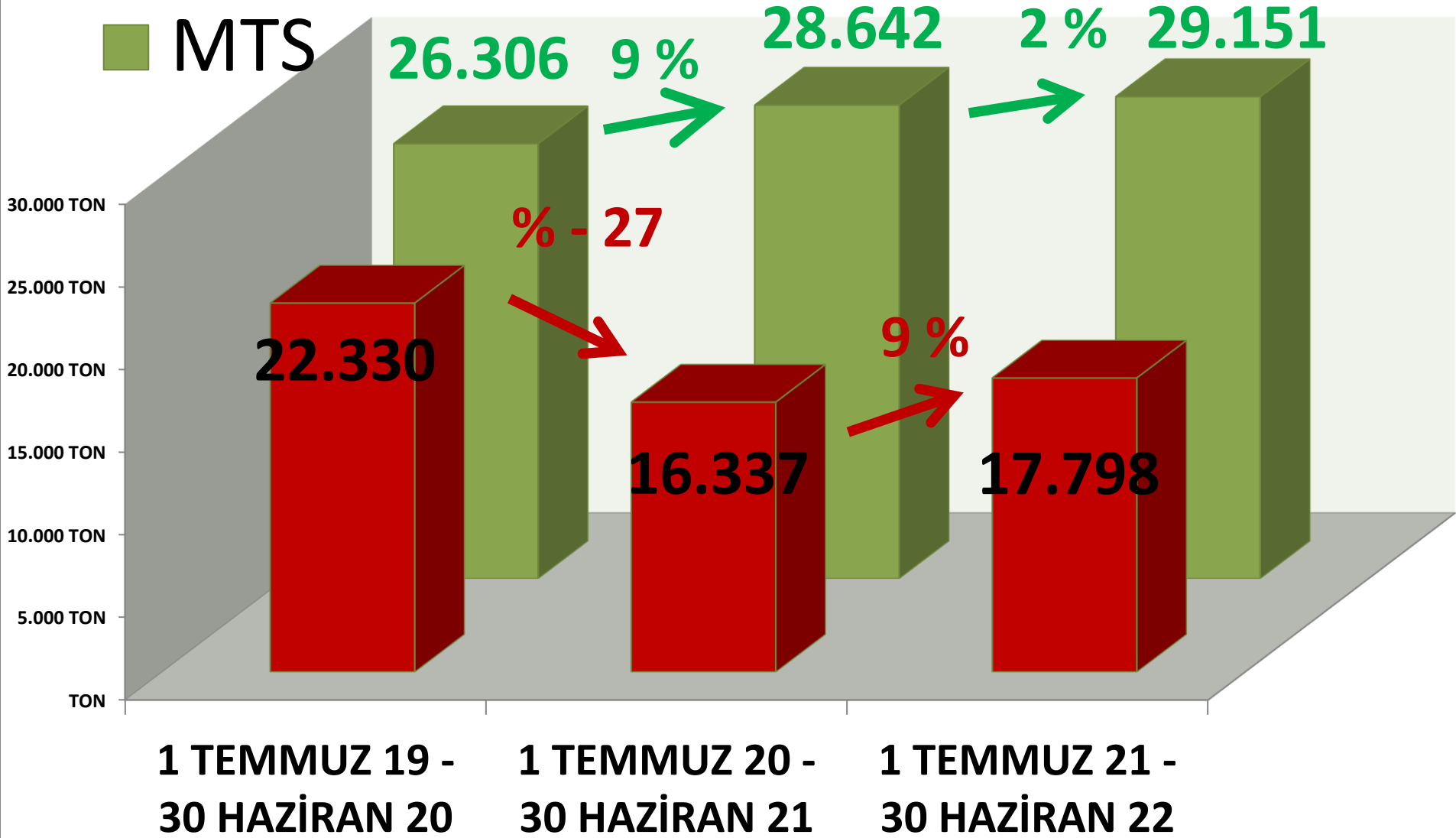




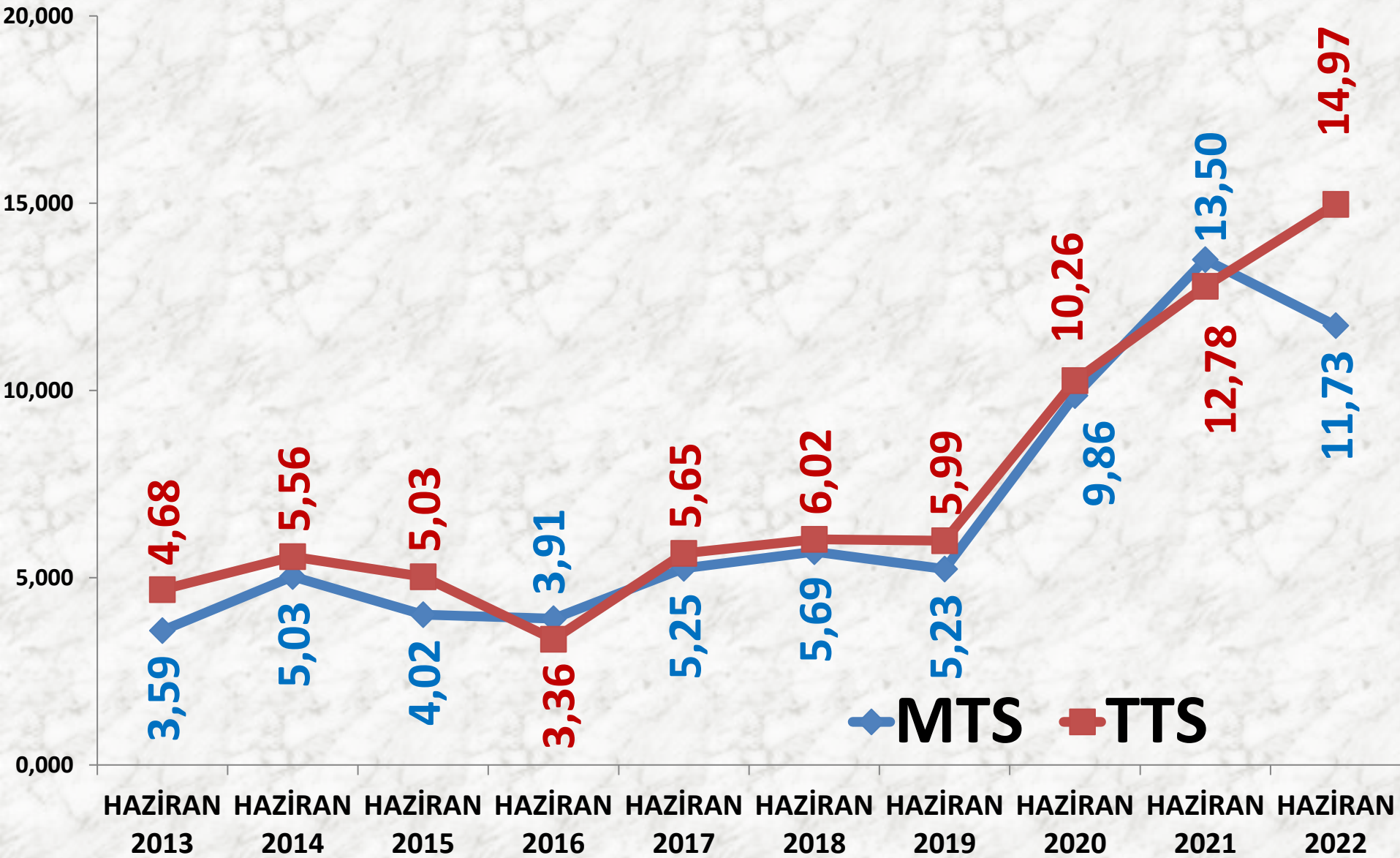
AYLIK AYÇİÇEĞİ MTS İŞLEM MİKTARI ORANLARI

TTS YILLIK TOPLAM AYÇİÇEĞİ İŞLEM MİKTARI (TON)

MTS

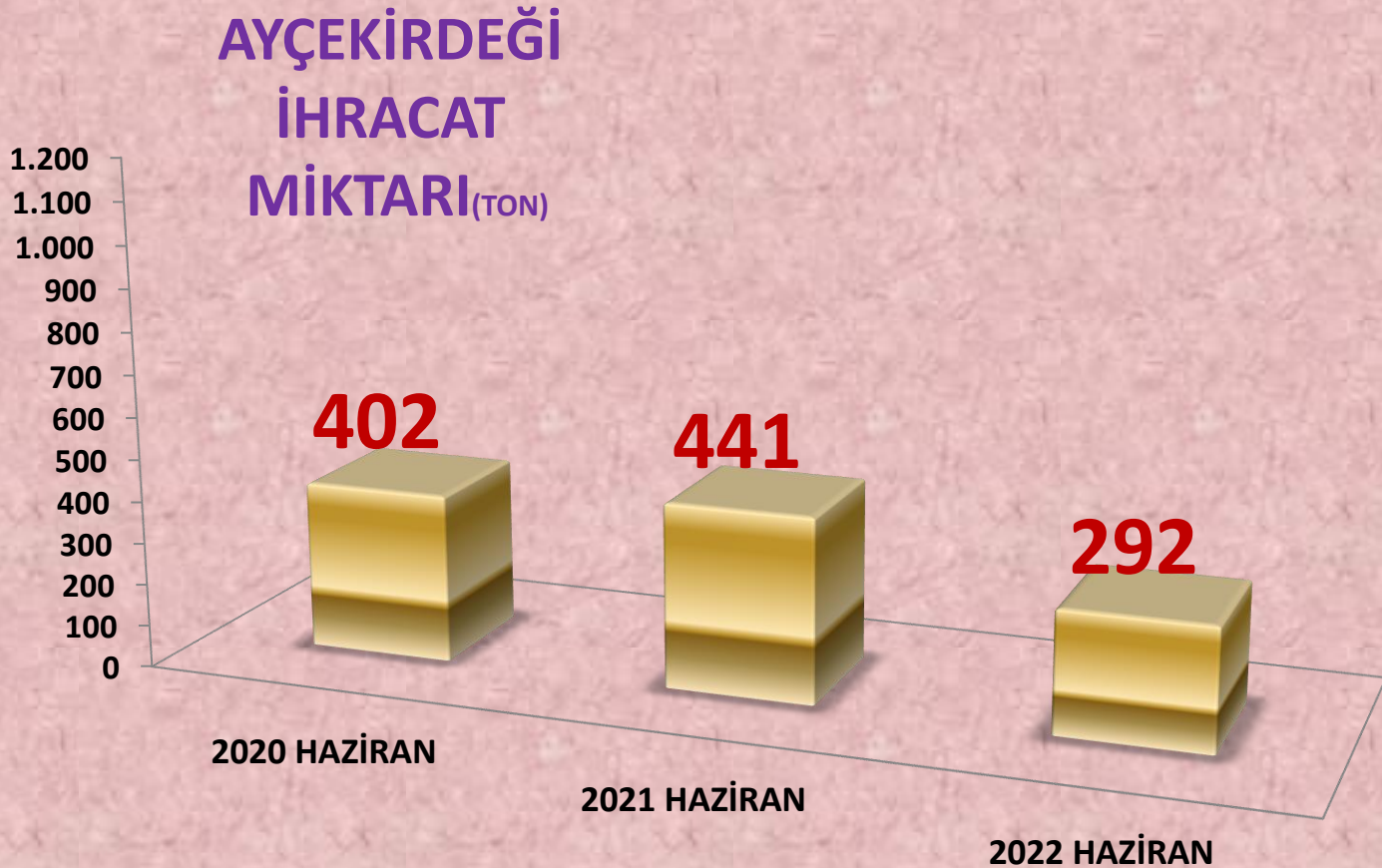


HAZİRAN AYLARI AYÇİÇEĞİ FİYAT ORT. (TL)

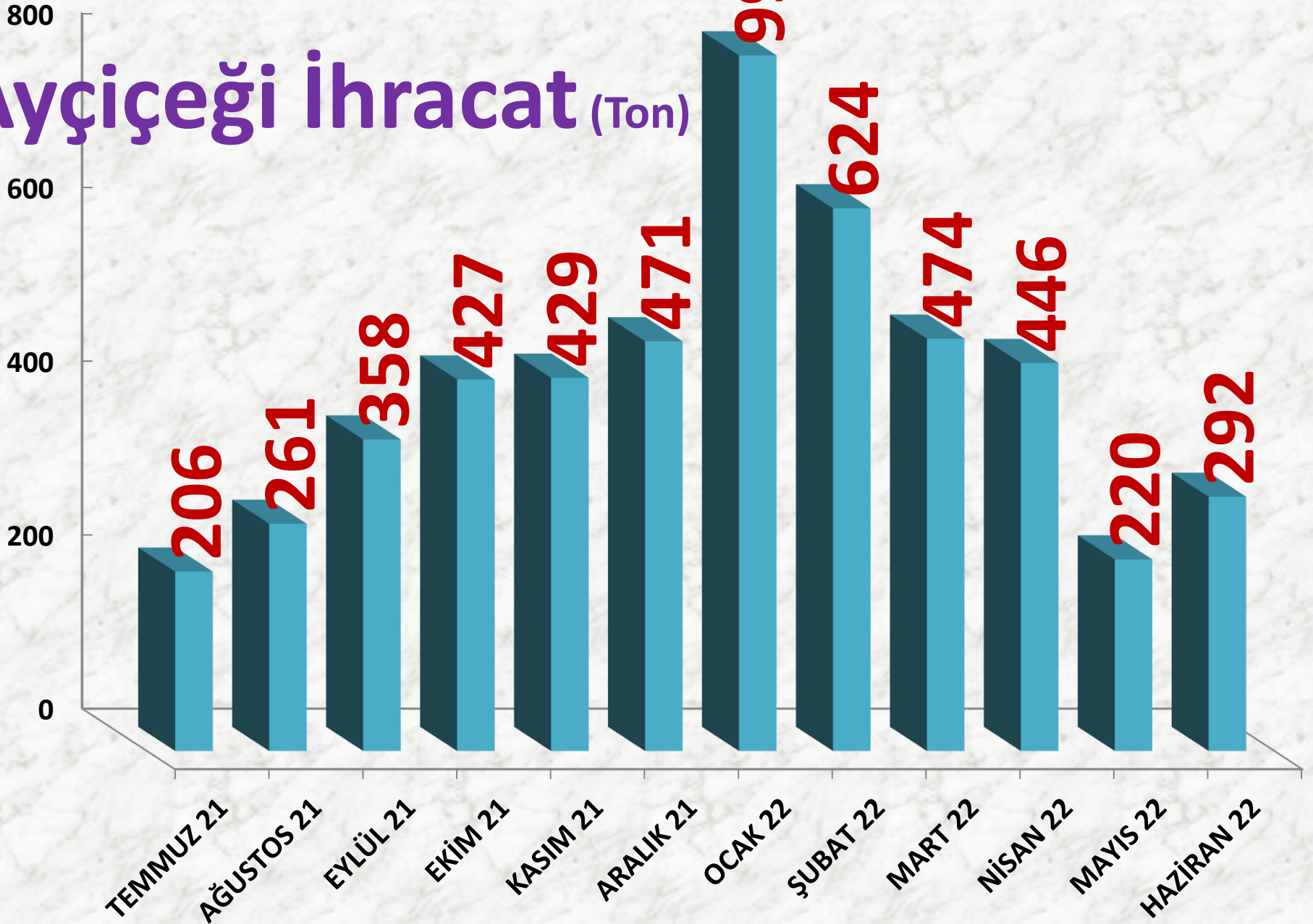


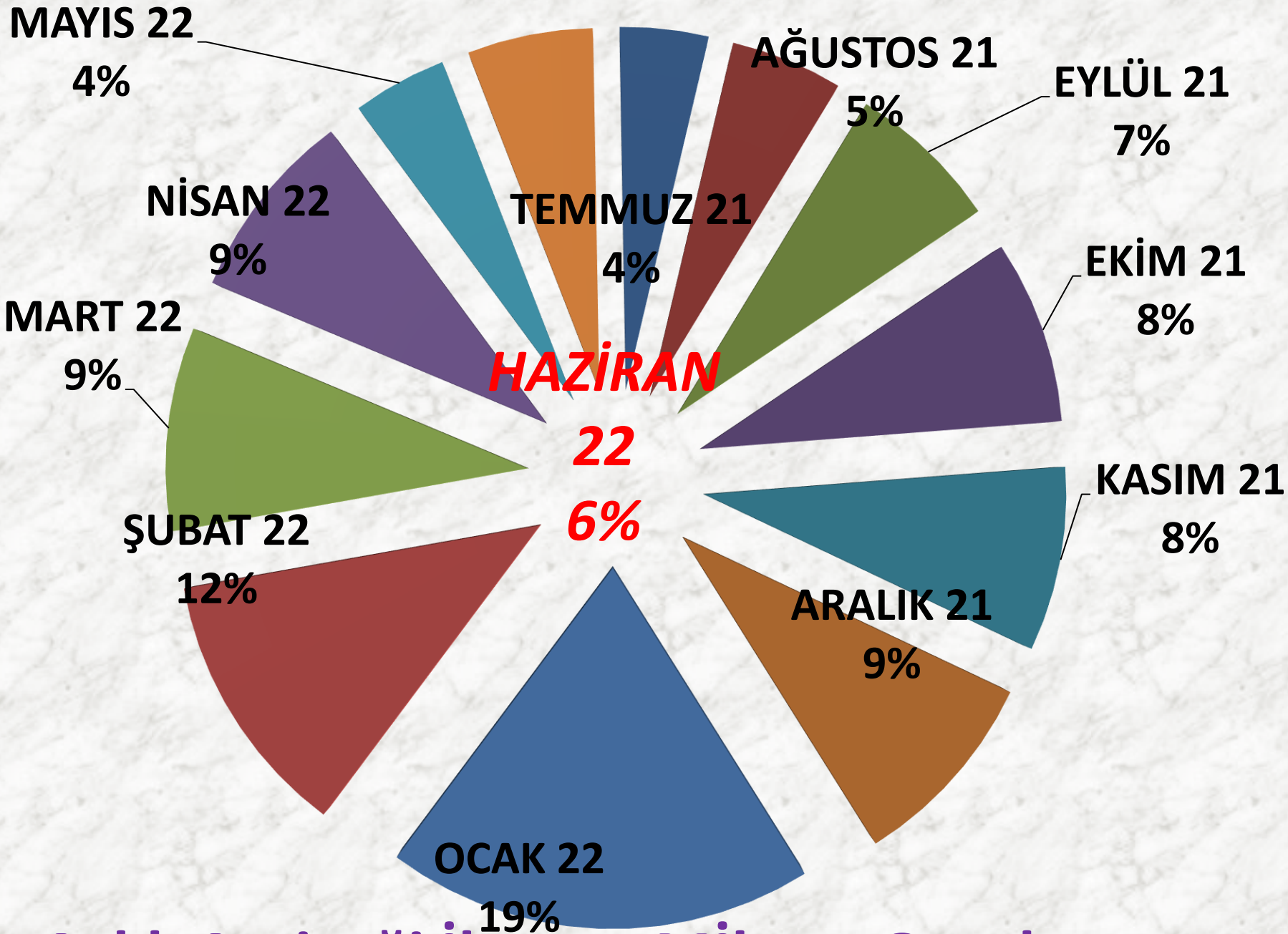
AYÇEKİRDEĞİ İHRACATI

İŞLEM HACMİ TON	2020 HAZİRAN	2021 HAZİRAN	2022 HAZİRAN
TTS	402 TON	10% 441 TON	-34% 292 TON



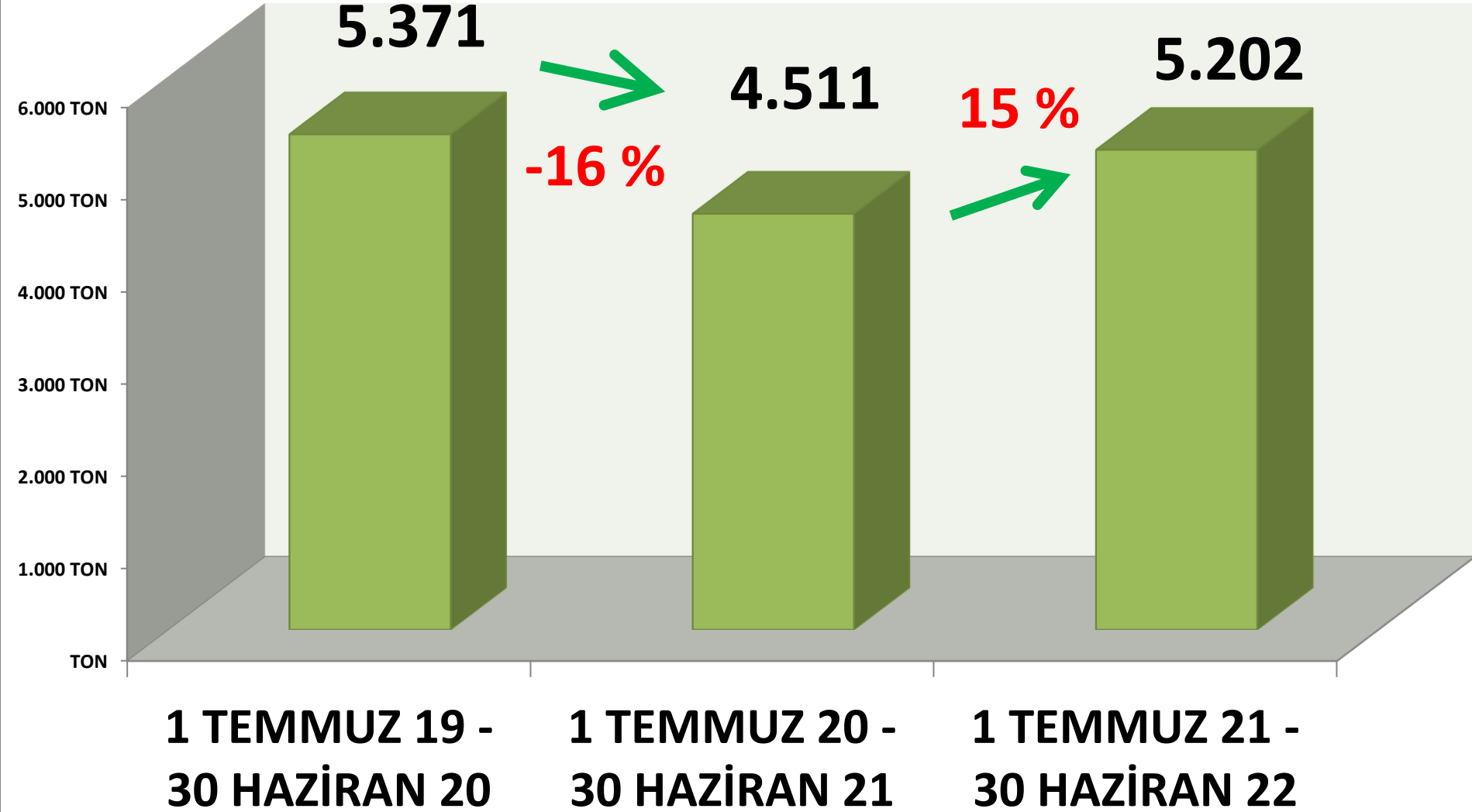
Ayçiçeği ihracat (Ton)





Aylık Ayçiçeği İhracat Miktarı Oranları

YILLIK TOPLAM AYÇİÇEĞİ İHRACAT MİKTARI (TON)



SÜT

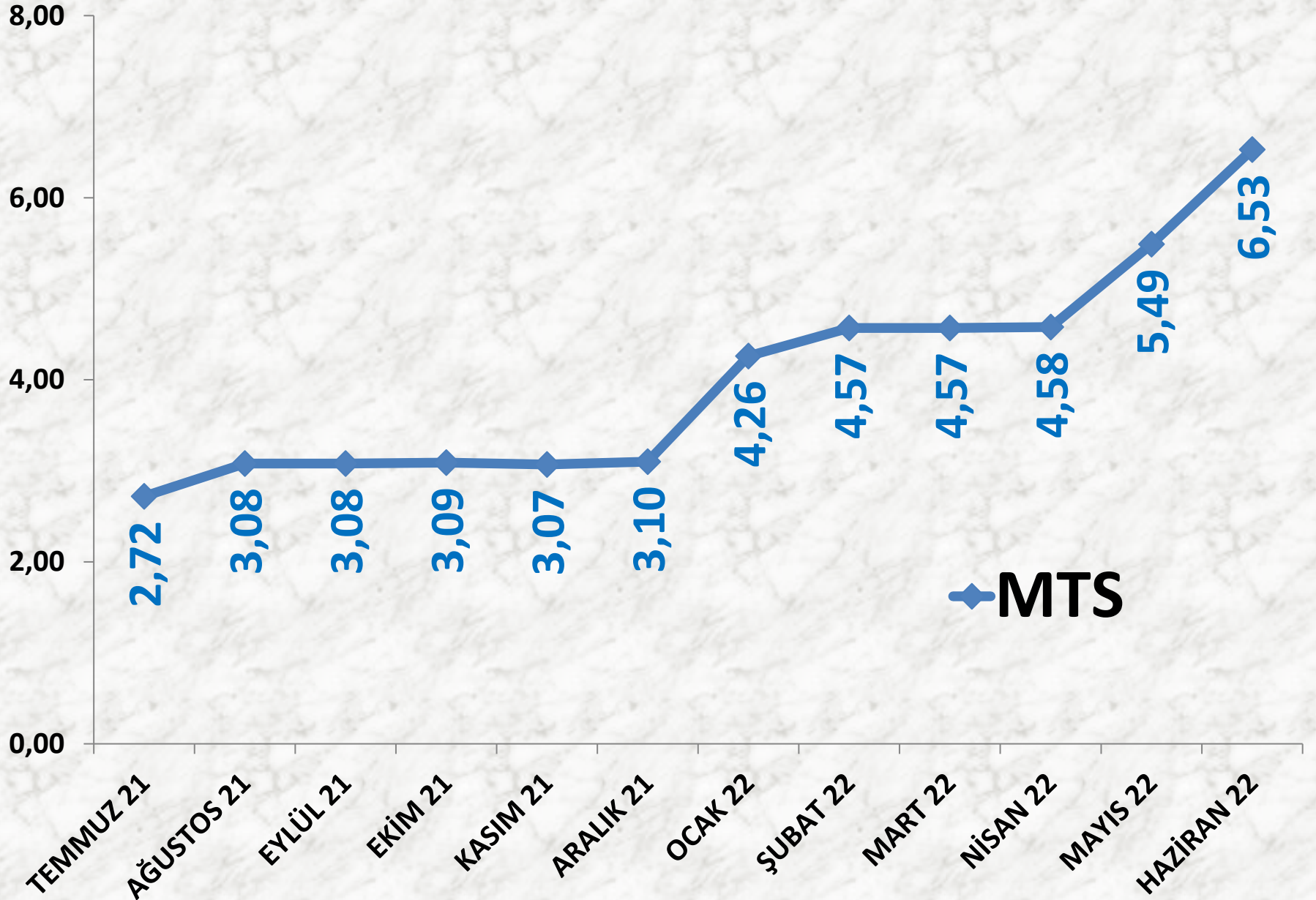
İŞLEM MİKTARI (M ³)	2020 HAZİRAN		2021 HAZİRAN		2022 HAZİRAN	
	MTS	31.207 M ³	3%	32.221 M ³	-10%	28.862 M ³

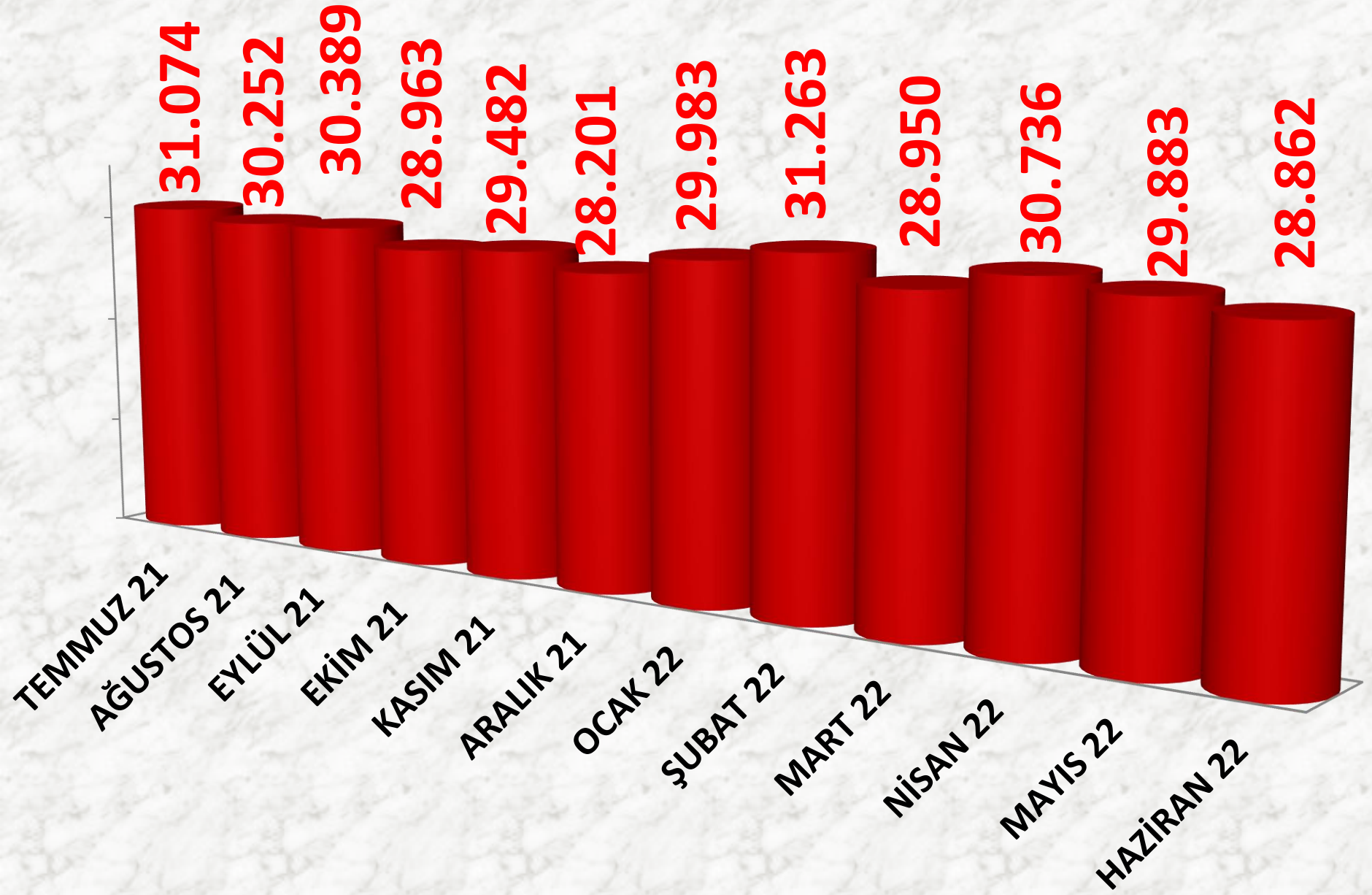
EN AZ FİYAT	2020 HAZİRAN		2021 HAZİRAN		2022 HAZİRAN	
	MTS	1,76 TL	40%	2,47 TL	82%	4,50 TL

EN ÇOK FİYAT	2020 HAZİRAN		2021 HAZİRAN		2022 HAZİRAN	
	MTS	3,20 TL	-4%	3,08 TL	194%	9,04 TL

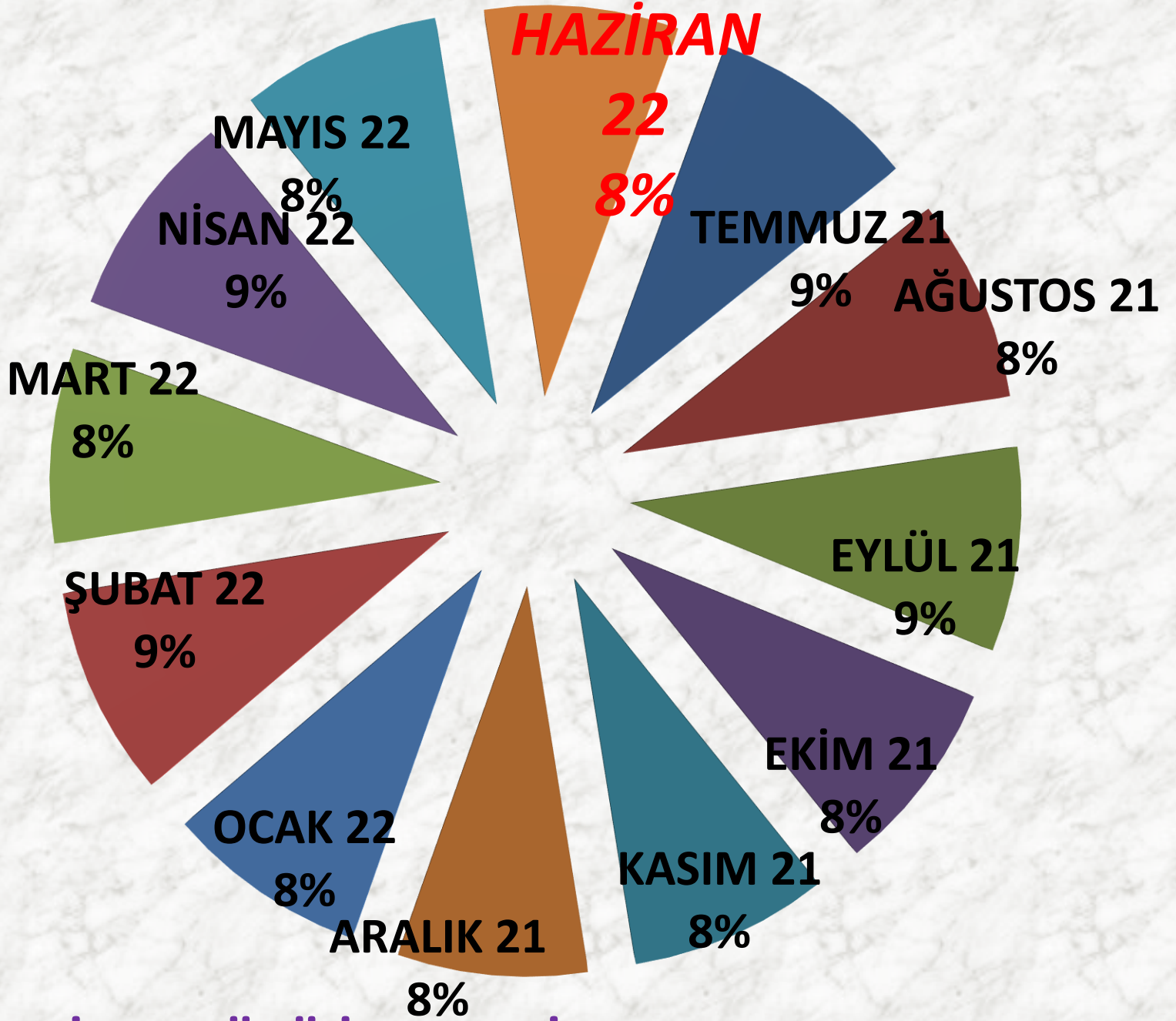
ORTALAMA FİYAT	2020 HAZİRAN		2021 HAZİRAN		2022 HAZİRAN	
	MTS	2,23 TL	23%	2,73 TL	139%	6,53 TL

AYLIK İNEK SÜTÜ FİYAT TRENDİ (TL)





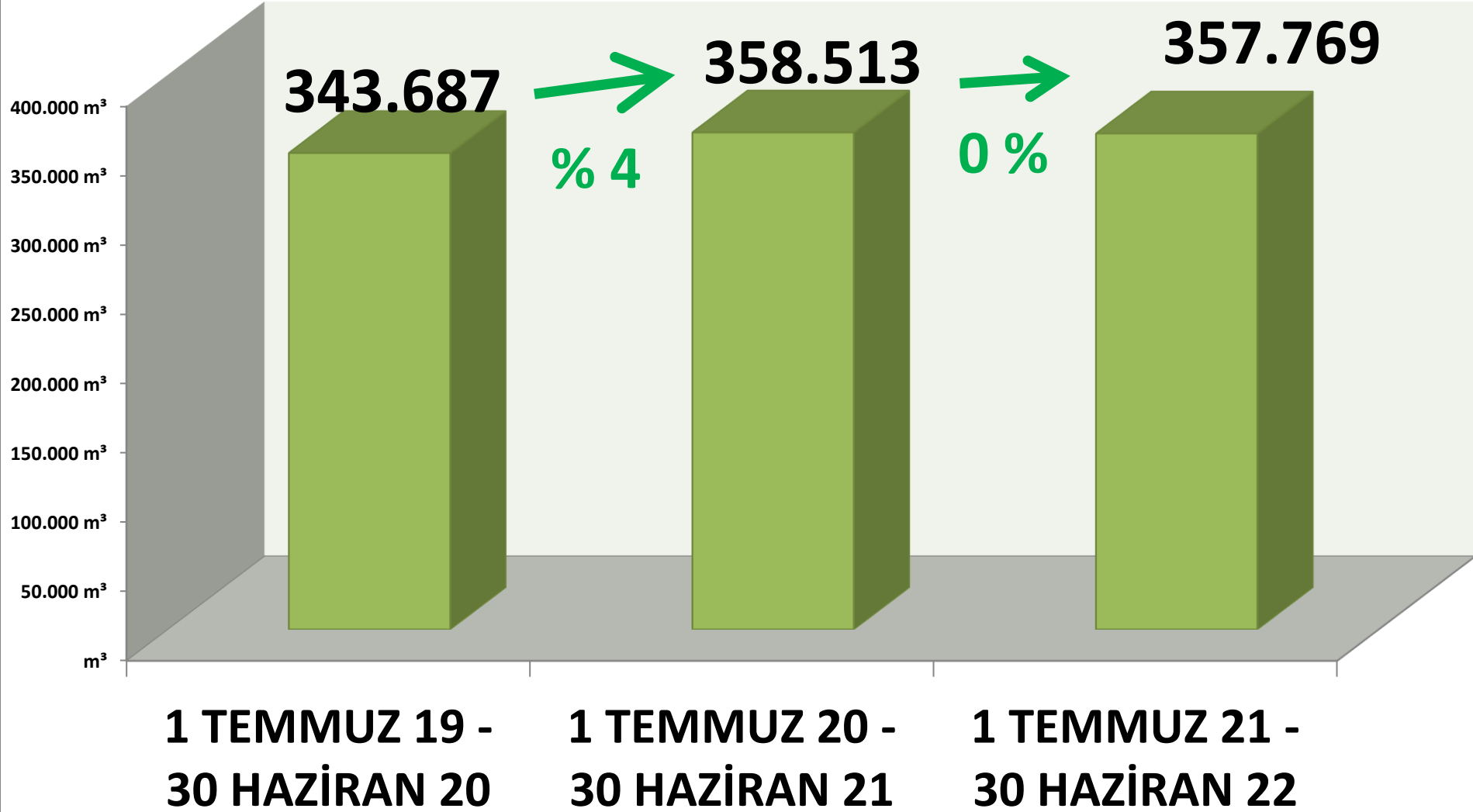
AYLIK SÜT İŞLEM MİKTARI (M³)



AYLIK MTS İNEK SÜTÜ İŞLEM MİKTARI ORANLARI

YILLIK TOPLAM İNEK SÜTÜ İŞLEM MİKTARI (M³)

■ MTS



BEYAZ HAŞHAŞ

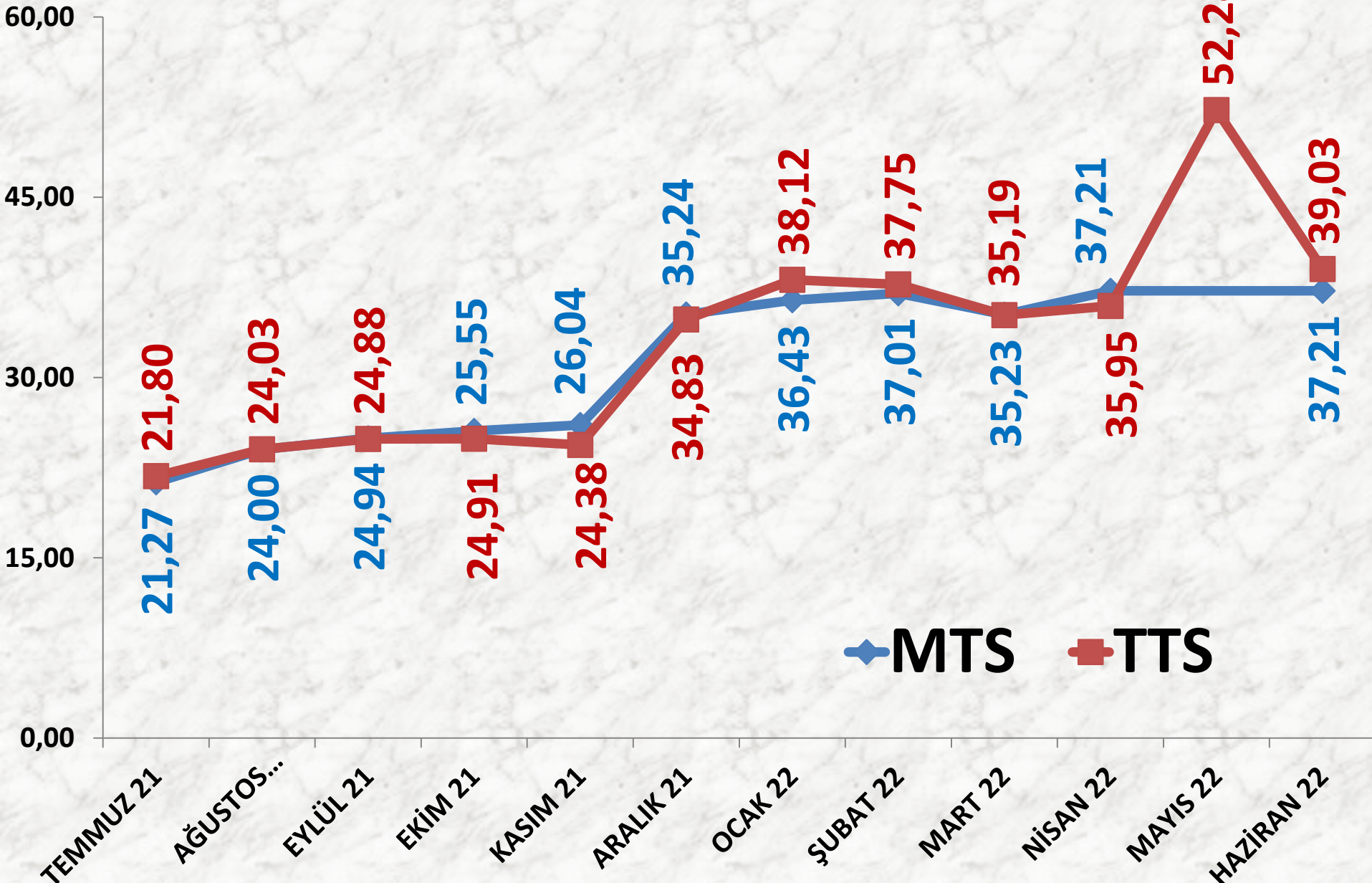
İŞLEM MİKTARI (TON)	2020 HAZİRAN	2021 HAZİRAN		2022 HAZİRAN	
MTS	18 TON	-100%	0	-	287 TON
TTS	580 TON	-91%	53 TON	630%	384 TON

EN AZ FİYAT	2020 HAZİRAN	2021 HAZİRAN		2022 HAZİRAN	
MTS	19,40 TL	-	-	-	34,69 TL
TTS	19,00 TL	7%	20,30 TL	78%	36,21 TL

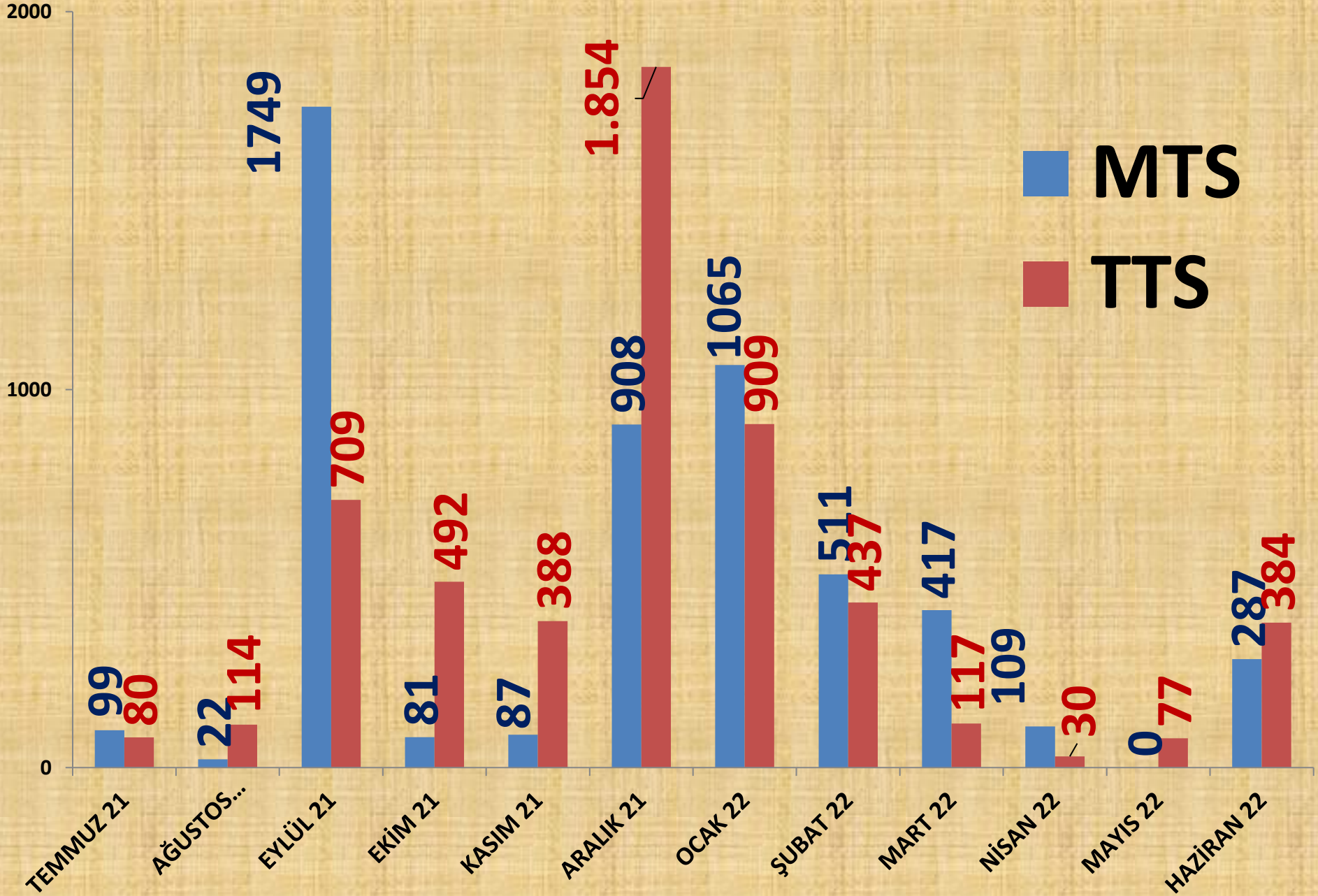
EN ÇOK FİYAT	2020 HAZİRAN	2021 HAZİRAN		2022 HAZİRAN	
MTS	19,40 TL	-	-	-	43,00 TL
TTS	23,63 TL	16%	27,47 TL	57%	43,14 TL

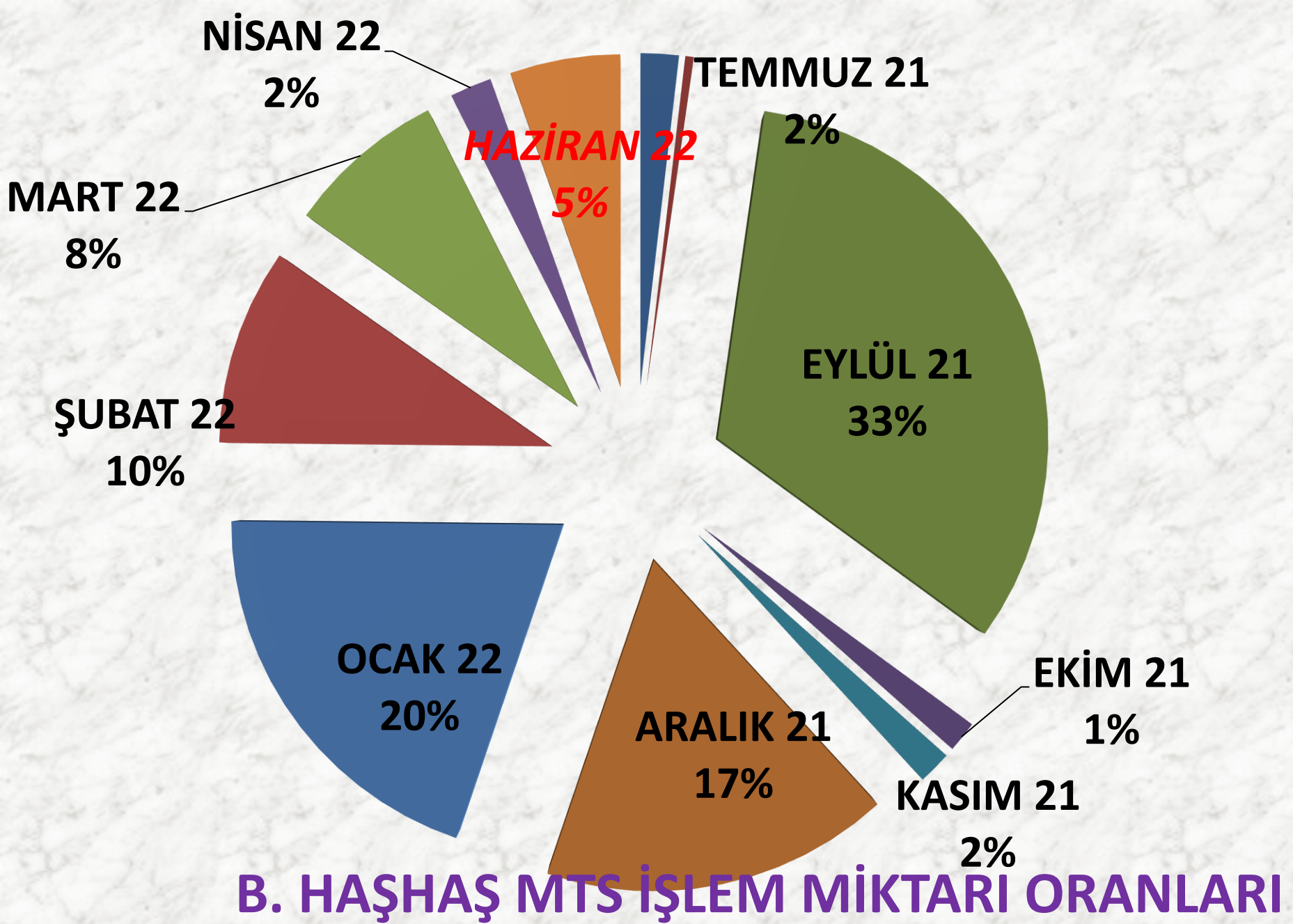
ORT. FİYAT	2020 HAZİRAN	2021 HAZİRAN		2022 HAZİRAN	
MTS	19,40 TL	-	-	-	37,21 TL
TTS	19,81 TL	3%	20,43 TL	91%	39,03 TL

AYLIK B. HAŞHAŞ FİYAT TRENDİ_(TL)



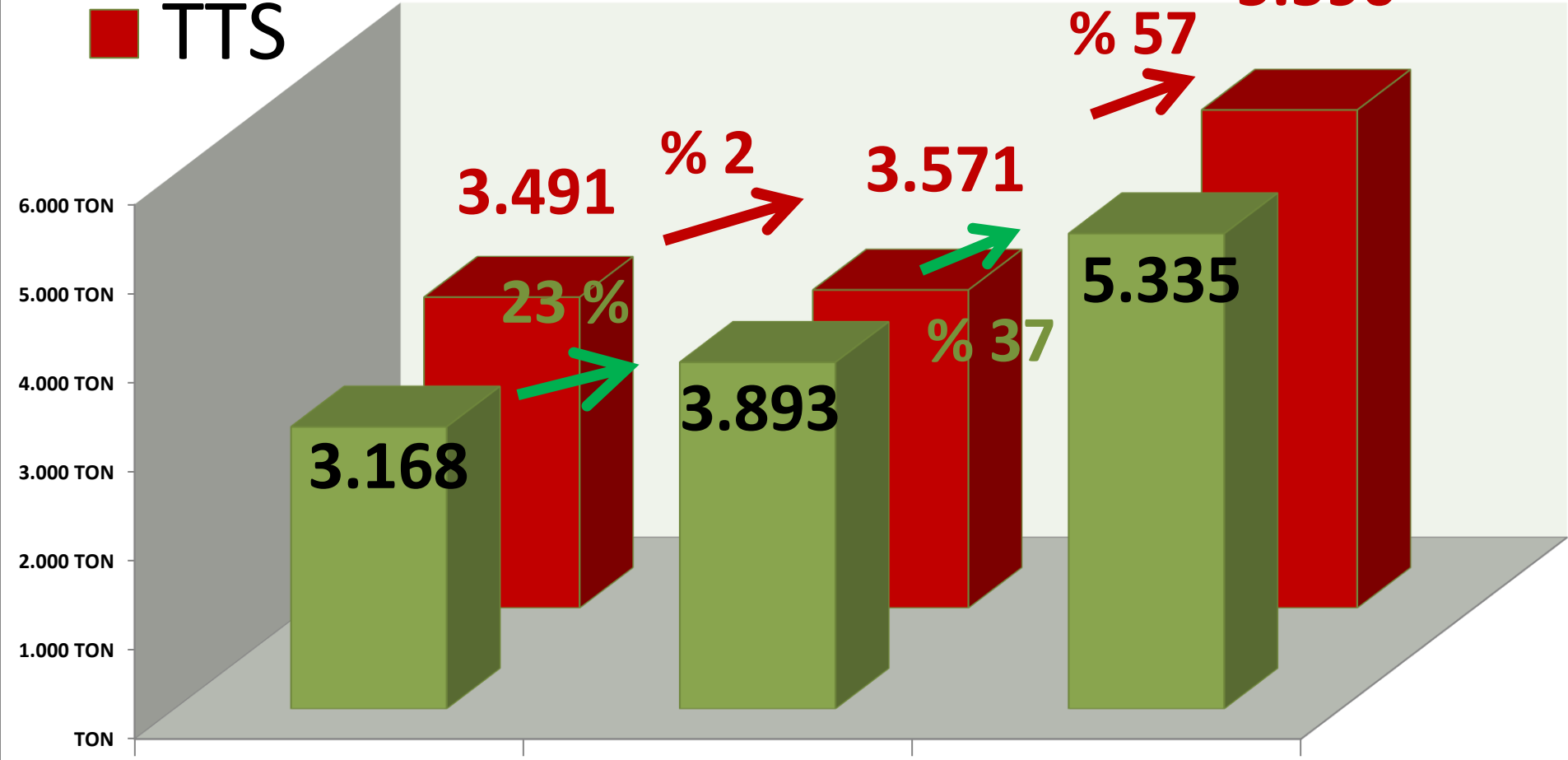
AYLIK B. HAŞHAŞ İŞLEM MİKTARI (TON)





MTS YILLIK TOPLAM B. HAŞHAŞ İŞLEM MİKTARI (TON)

■ MTS
■ TTS




1 TEMMUZ 19 -
30 HAZİRAN 20

1 TEMMUZ 20 -
30 HAZİRAN 21

1 TEMMUZ 21 -
30 HAZİRAN 22

HAZİRAN AYLARI B. HAŞHAŞ FİYAT TRENDİ (TL)



◆ MTS ■ TTS

MAVİ HAŞHAŞ

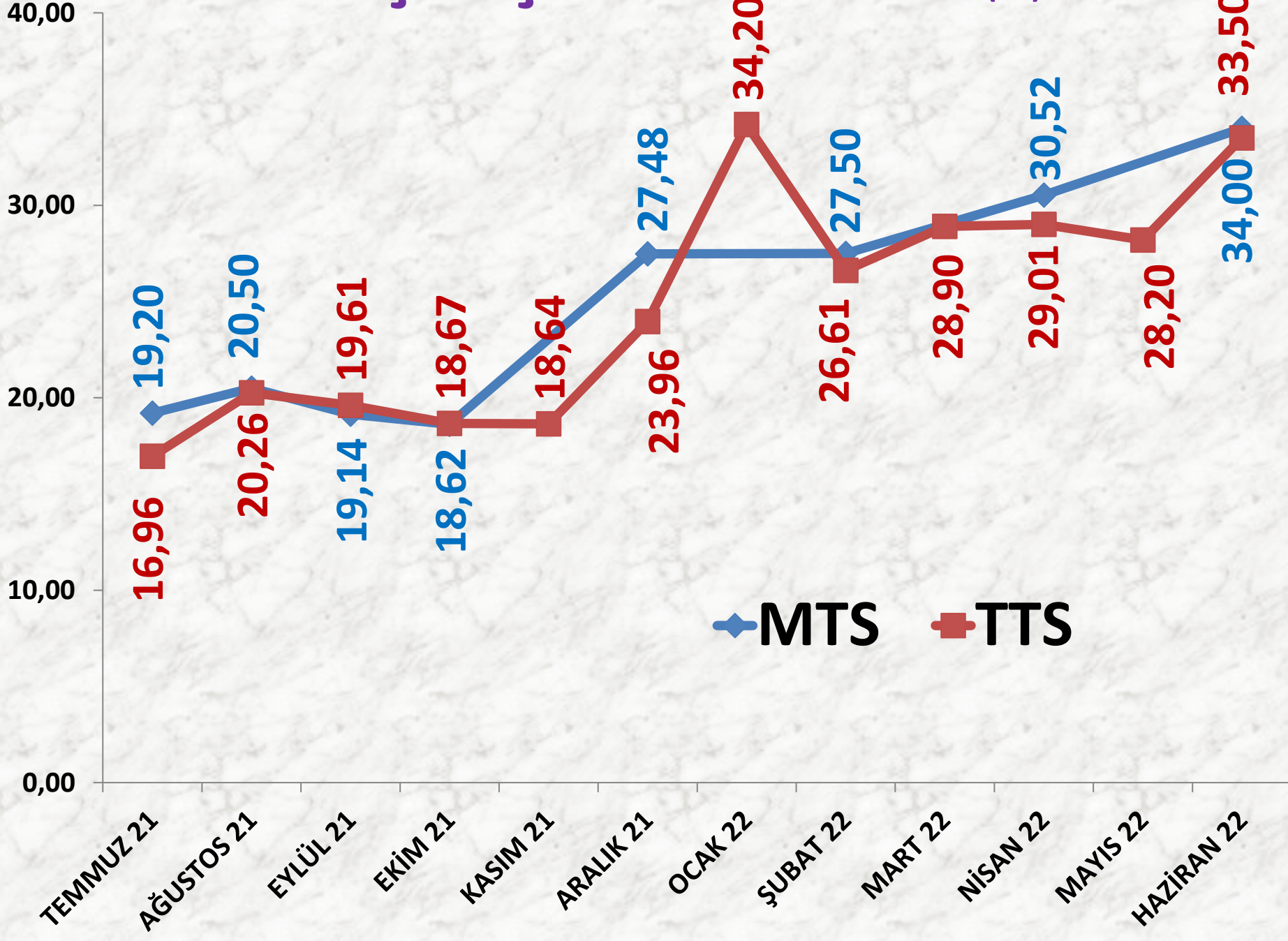
İŞLEM MİKTARI (TON)	2020 HAZİRAN	2021 HAZİRAN		2022 HAZİRAN	
<i>MTS</i>	23 TON	-70%	7 TON	7694%	523 TON
<i>TTS</i>	207 TON	18%	243 TON	-5%	231 TON

EN AZ FİYAT	2020 HAZİRAN	2021 HAZİRAN		2022 HAZİRAN	
<i>MTS</i>	20,00 TL	-6%	18,80 TL	65%	31,00 TL
<i>TTS</i>	17,11 TL	-9%	15,60 TL	105%	32,00 TL

EN ÇOK FİYAT	2020 HAZİRAN	2021 HAZİRAN		2022 HAZİRAN	
<i>MTS</i>	23,00 TL	-18%	18,80 TL	107%	39,00 TL
<i>TTS</i>	28,00 TL	-4%	27,00 TL	52%	41,00 TL

ORT. FİYAT	2020 HAZİRAN	2021 HAZİRAN		2022 HAZİRAN	
<i>MTS</i>	20,24 TL	-7%	18,80 TL	81%	34,00 TL
<i>TTS</i>	20,02 TL	-5%	19,11 TL	75%	33,50 TL

AYLIK M. HAŞHAŞ FİYAT TRENDİ (TL)

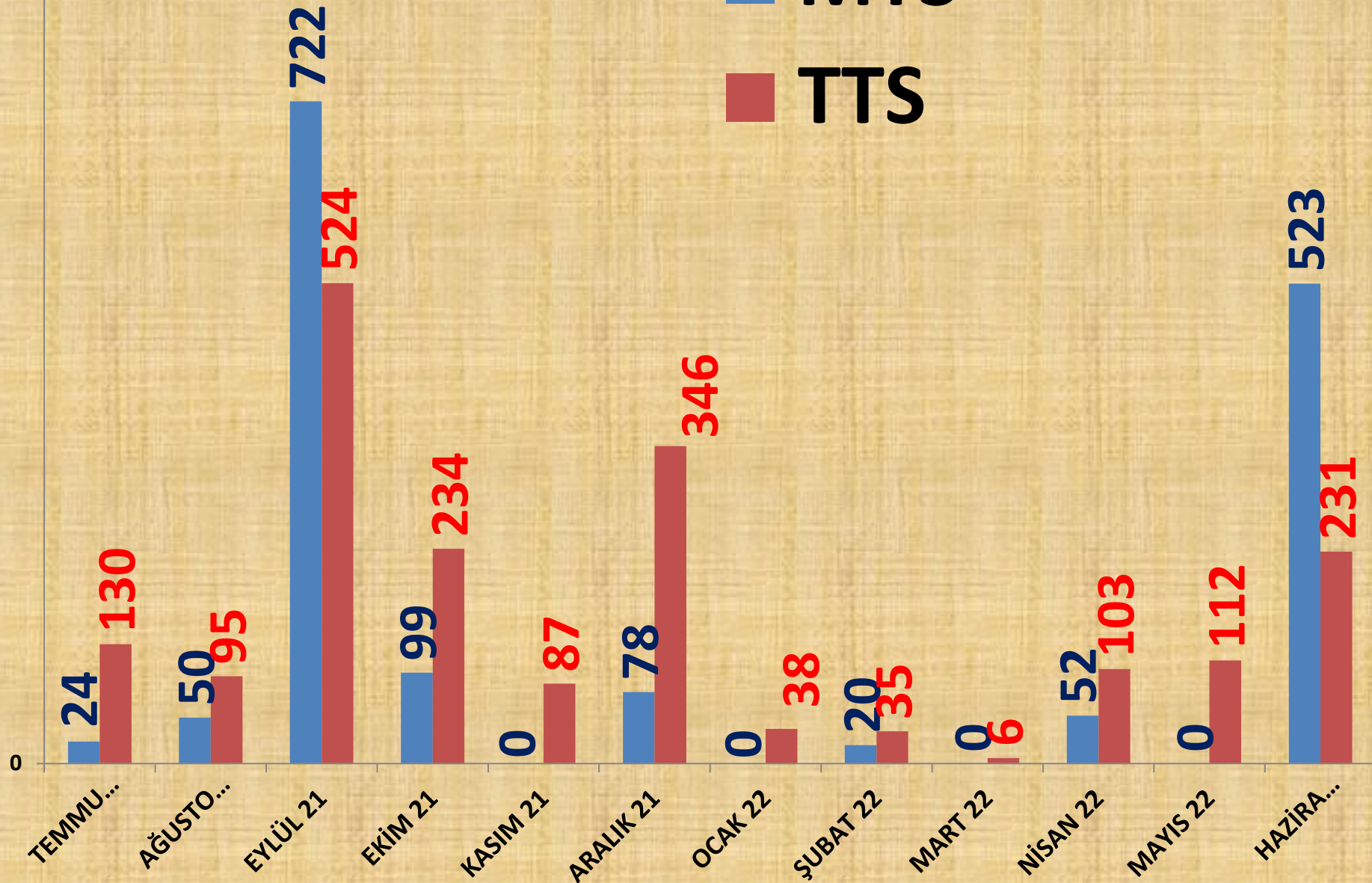


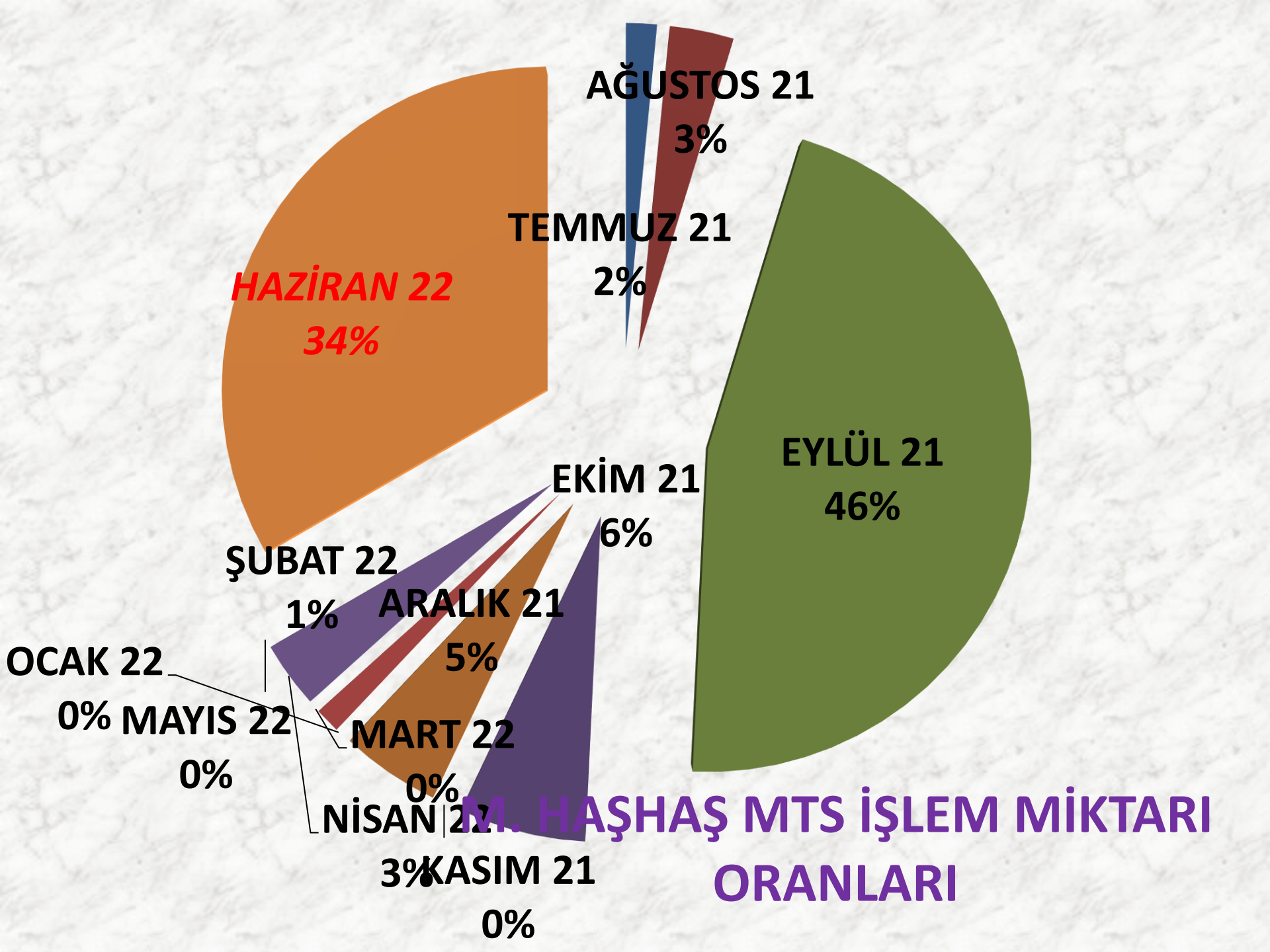
1000

AYLIK M. HAŞHAŞ İŞLEM MİKTARI (TON)

■ MTS

■ TTS

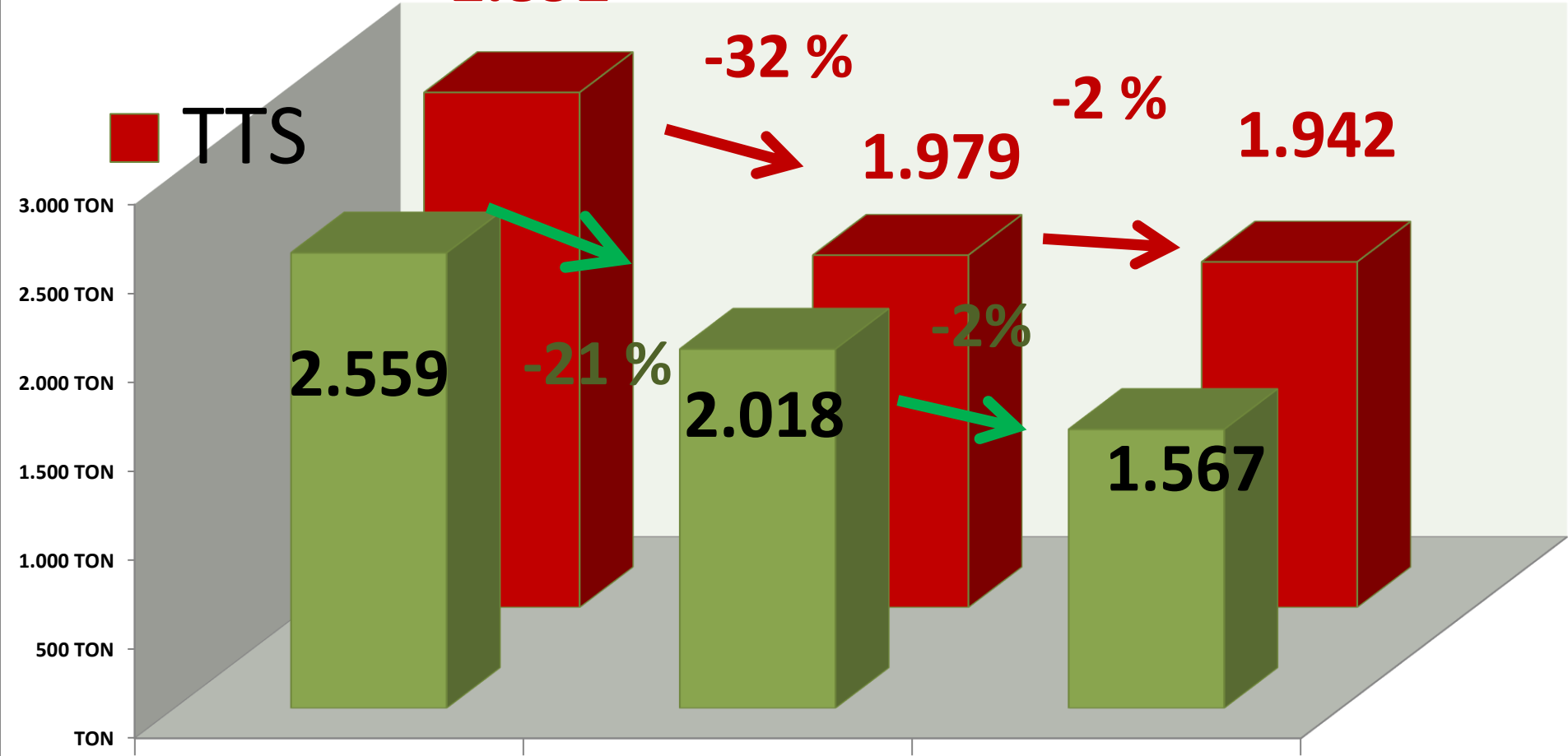




YILLIK TOPLAM M. HAŞHAŞ İŞLEM MİKTARI (TON)

■ MTS

■ TTS

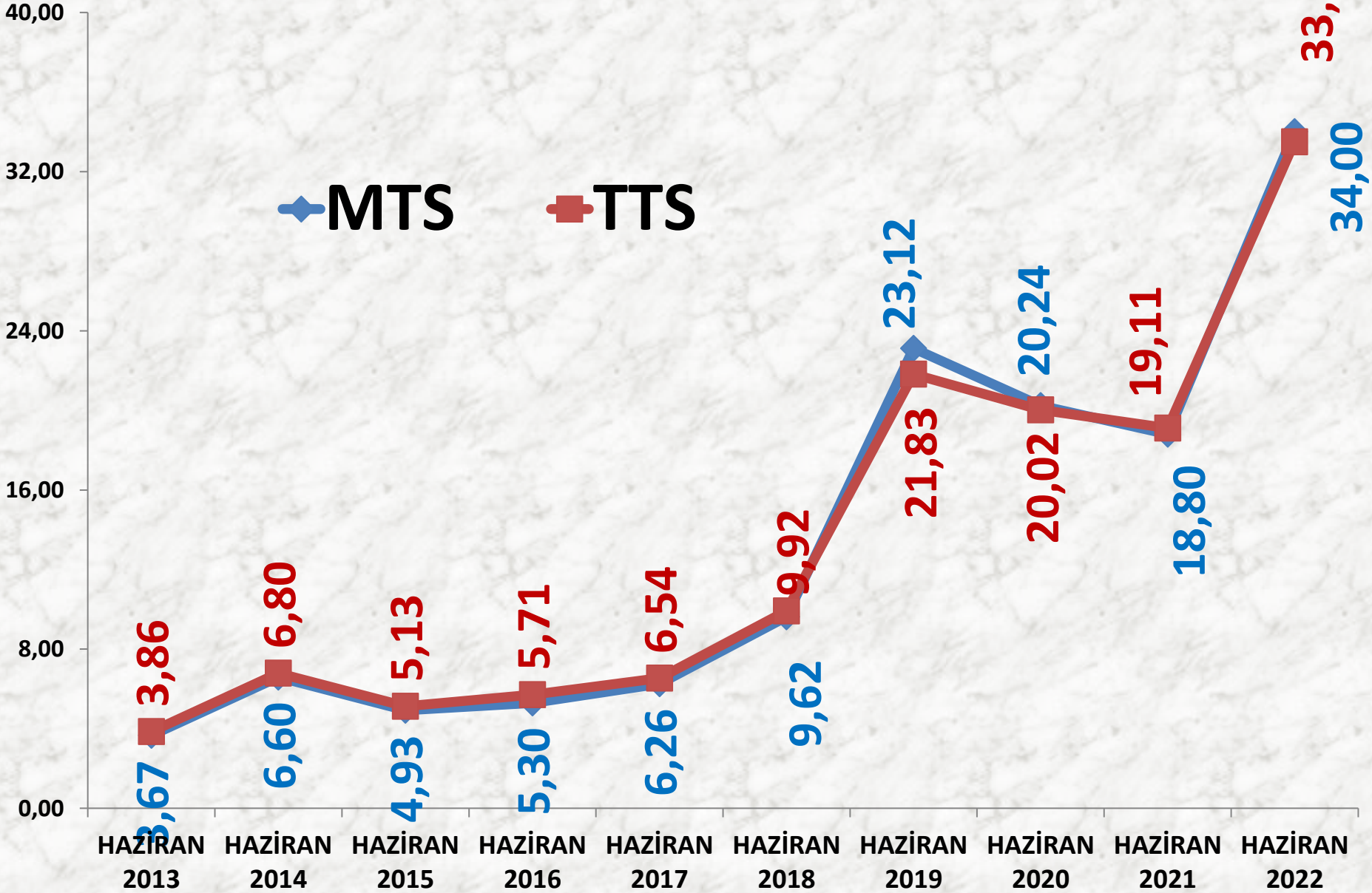


1 TEMMUZ 19 -
30 HAZİRAN 20

1 TEMMUZ 20 -
30 HAZİRAN 21

1 TEMMUZ 21 -
30 HAZİRAN 22

HAZİRAN AYLARI M. HAŞHAŞ FİYAT TRENDİ (₺)



KÜTLÜ PAMUK

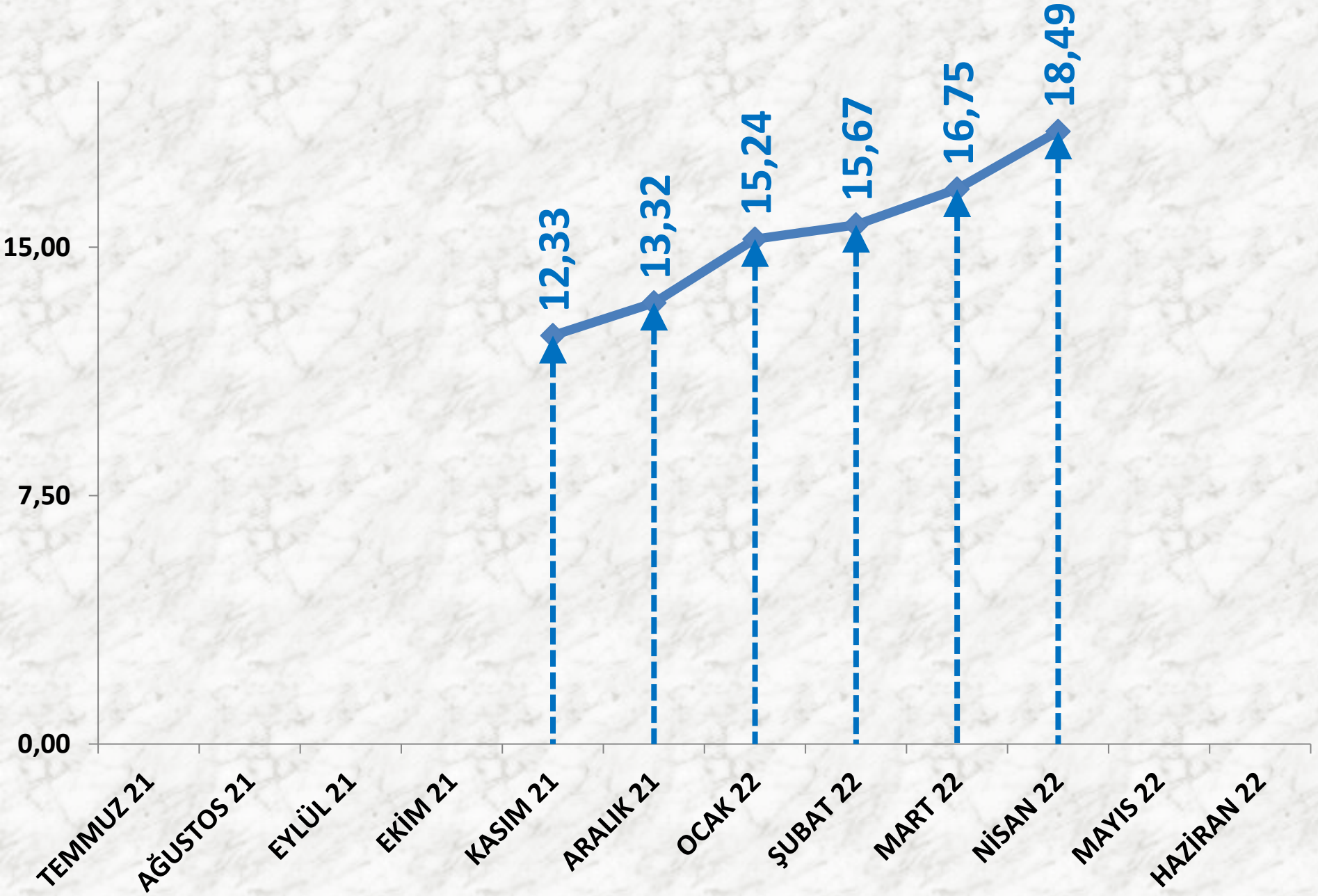
İŞLEM MİKTARI (TON)	2020 HAZİRAN	2021 HAZİRAN		2022 HAZİRAN	
MTS	-	-	-	-	-

EN AZ FİYAT	2020 HAZİRAN	2021 HAZİRAN		2022 HAZİRAN	
MTS	-	-	-	-	-

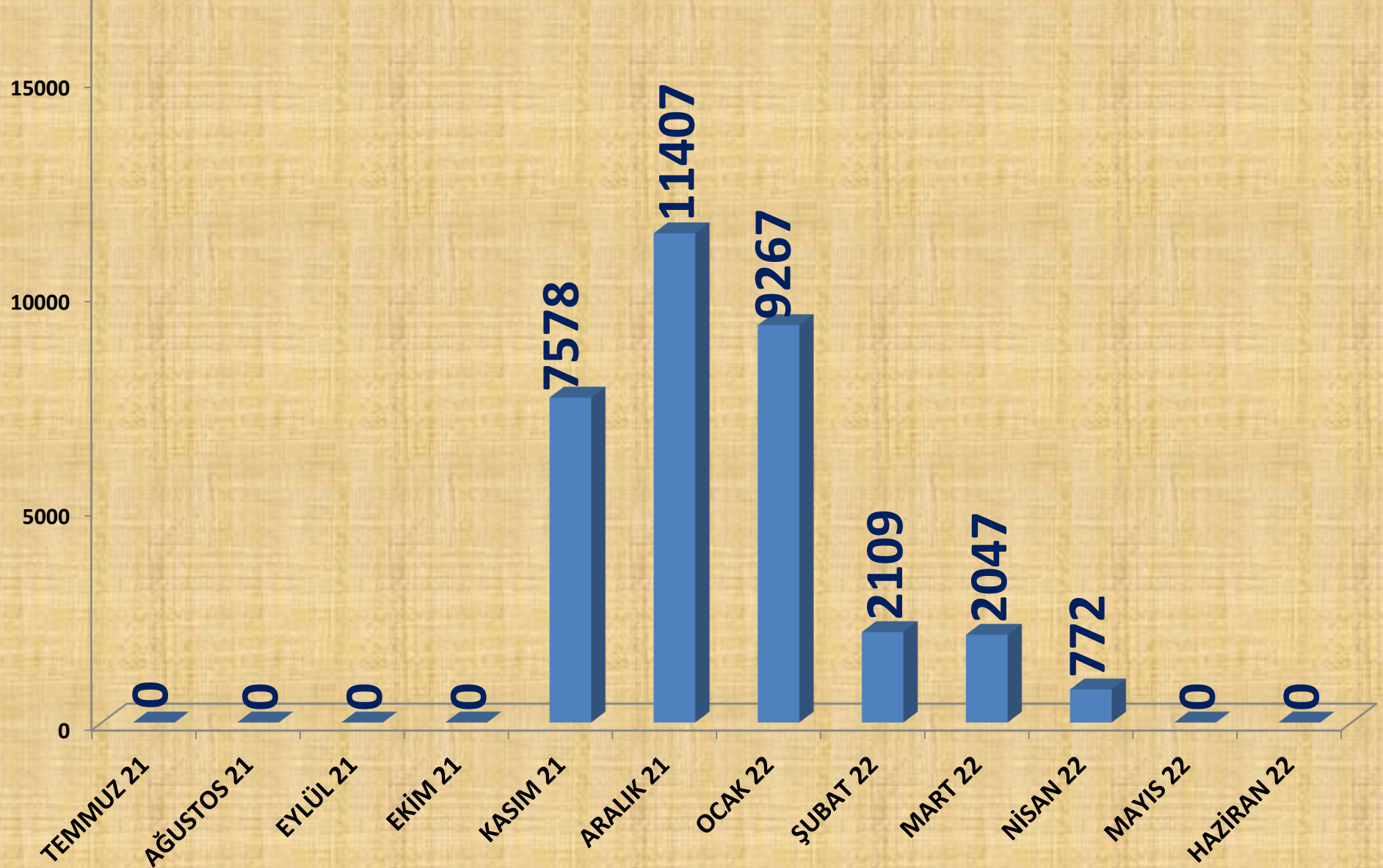
EN ÇOK FİYAT	2020 HAZİRAN	2021 HAZİRAN		2022 HAZİRAN	
MTS	-	-	-	-	-

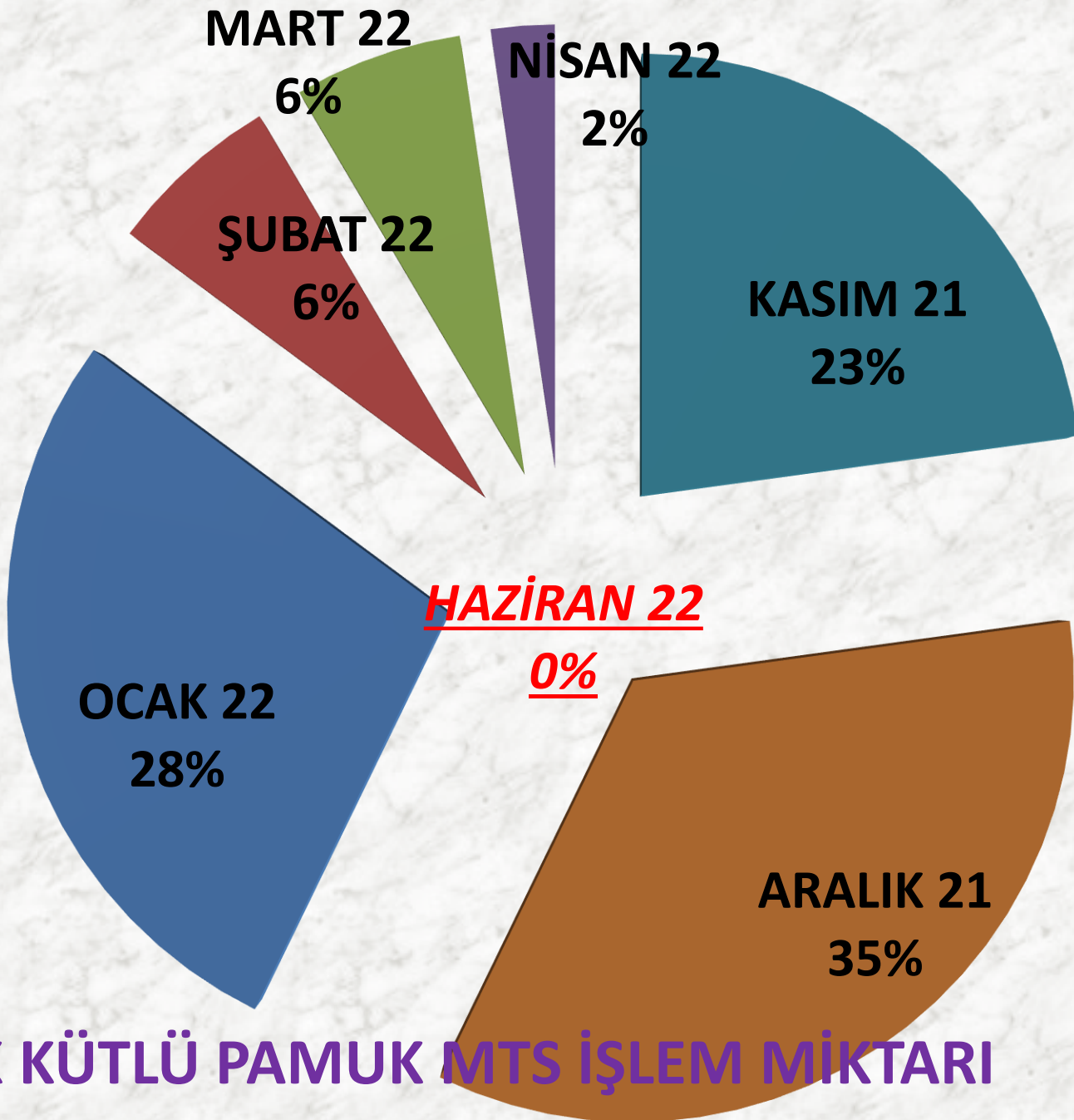
ORTALAMA FİYAT	2020 HAZİRAN	2021 HAZİRAN		2022 HAZİRAN	
MTS	-	-	-	-	-

AYLIK KÜTLÜ PAMUK FİYAT TRENDİ (TL)



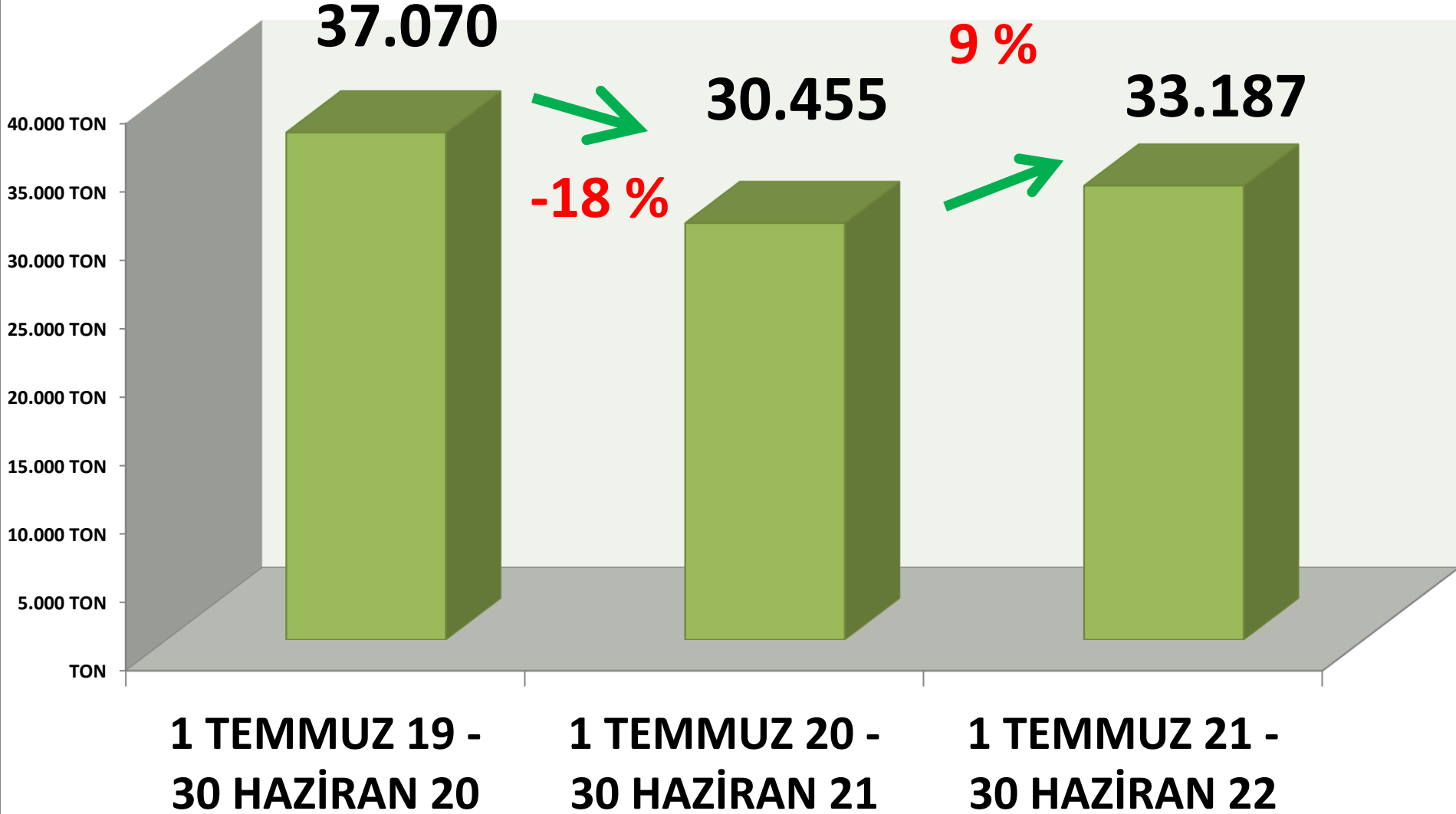
AYLIK KÜTLÜ PAMUK İŞLEM MİKTARI (TON)





AYLIK KÜTLÜ PAMUK MTS İŞLEM MİKTARI ORANLARI

YILLIK TOPLAM KÜTLÜ PAMUK İŞLEM MİKTARI (TON)



HAZİRAN AYLARI K.PAMUK FİYAT TRENDİ(TL)

← KÜTLÜ
PAMUK

14,00

7,00

0,00

HAZİRAN 2013

HAZİRAN 2014

HAZİRAN 2015

HAZİRAN 2016

HAZİRAN 2017

HAZİRAN 2018

HAZİRAN 2019

HAZİRAN 2020

HAZİRAN 2021

HAZİRAN 2022

MAHLIÇ PAMUK

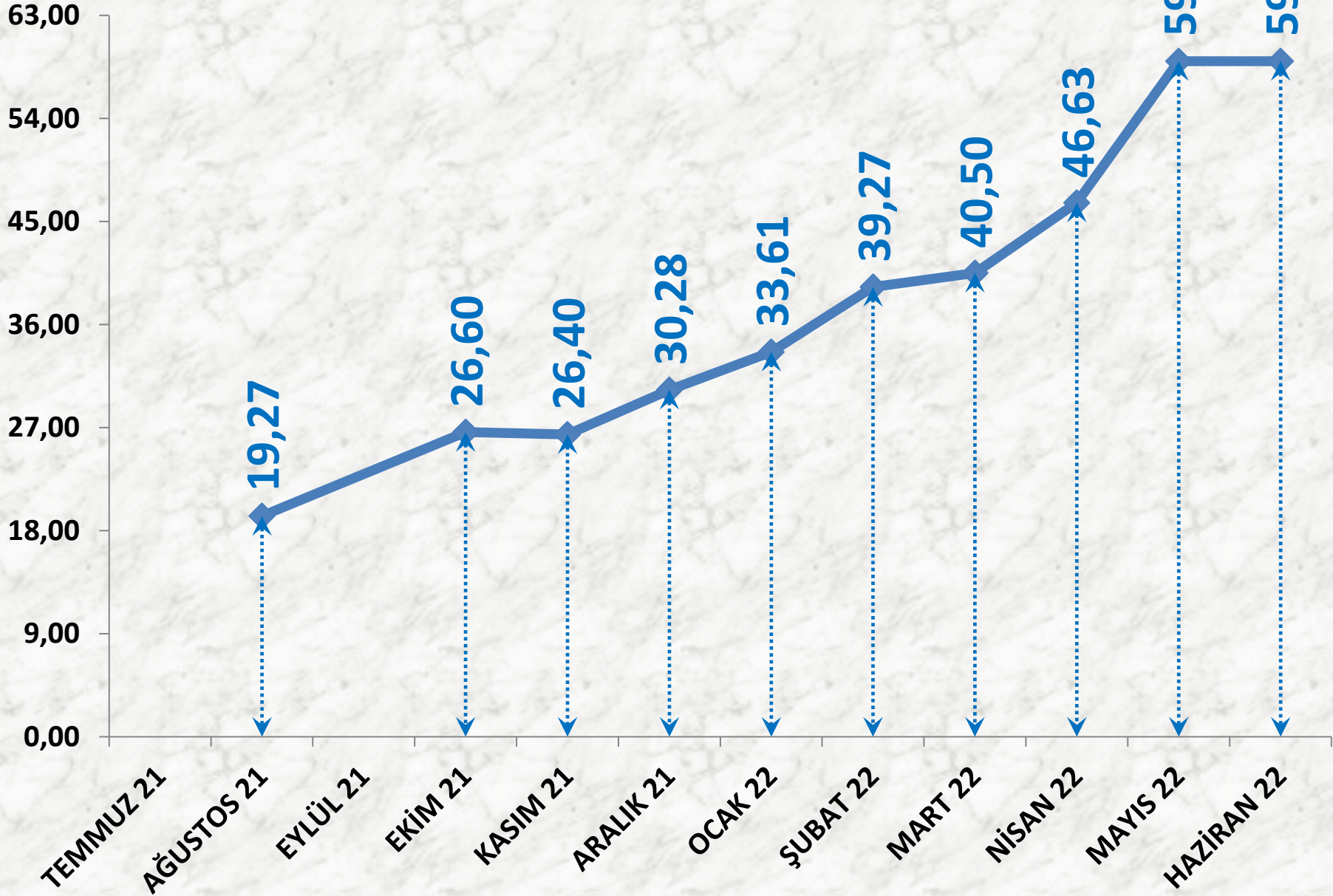
İŞLEM MİKTARI (TON)	2020 HAZİRAN	2021 HAZİRAN		2022 HAZİRAN	
TTS	637 TON	43%	909 TON	-14%	783 TON

EN AZ FİYAT	2020 HAZİRAN	2021 HAZİRAN		2022 HAZİRAN	
TTS	9,50 TL	72%	16,35 TL	252%	57,50 TL

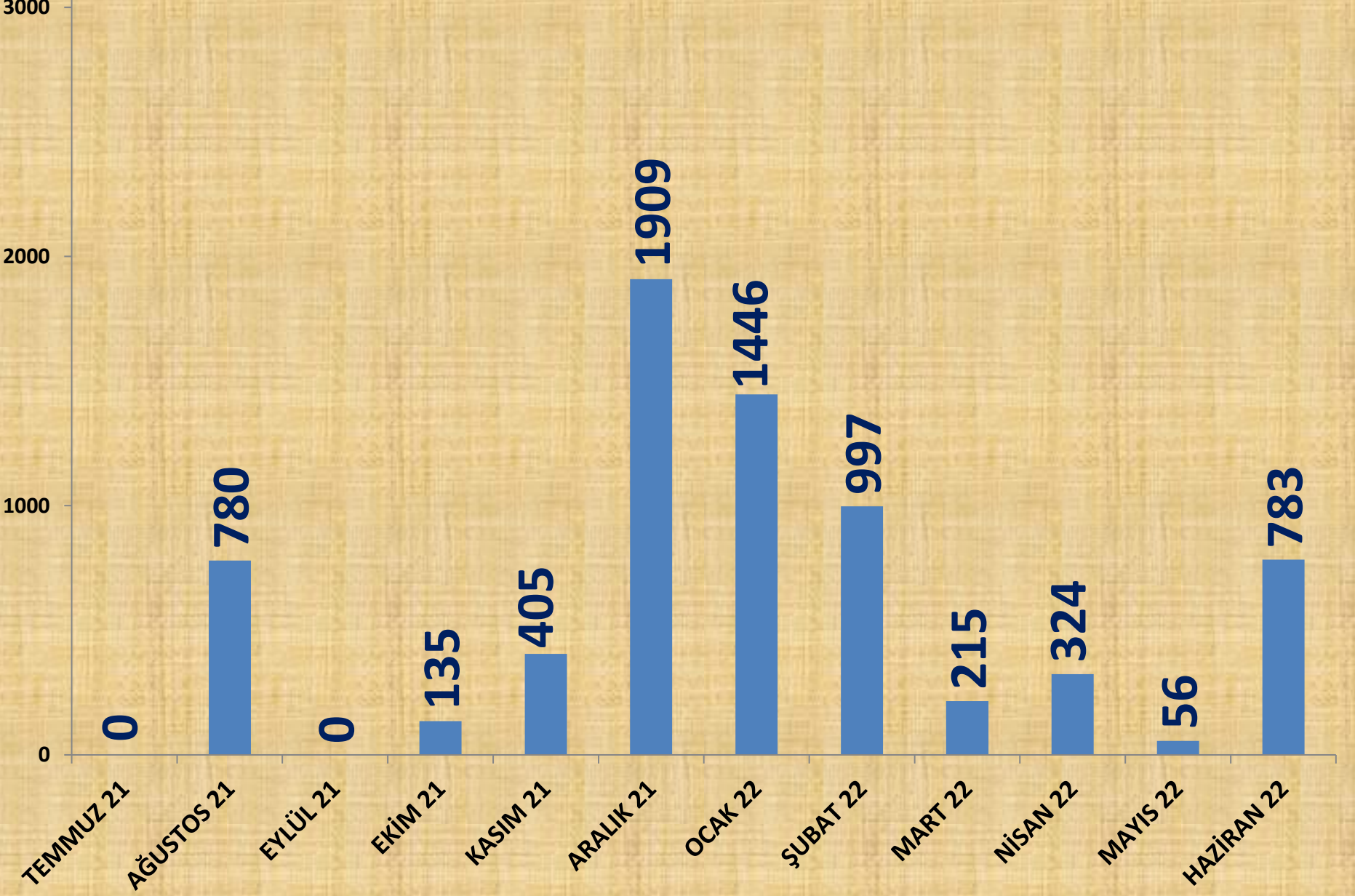
EN ÇOK FİYAT	2020 HAZİRAN	2021 HAZİRAN		2022 HAZİRAN	
TTS	10,00 TL	87%	18,70 TL	226%	61,00 TL

ORTALAMA FİYAT	2020 HAZİRAN	2021 HAZİRAN		2022 HAZİRAN	
TTS	9,93 TL	77%	17,58 TL	236%	59,00 TL

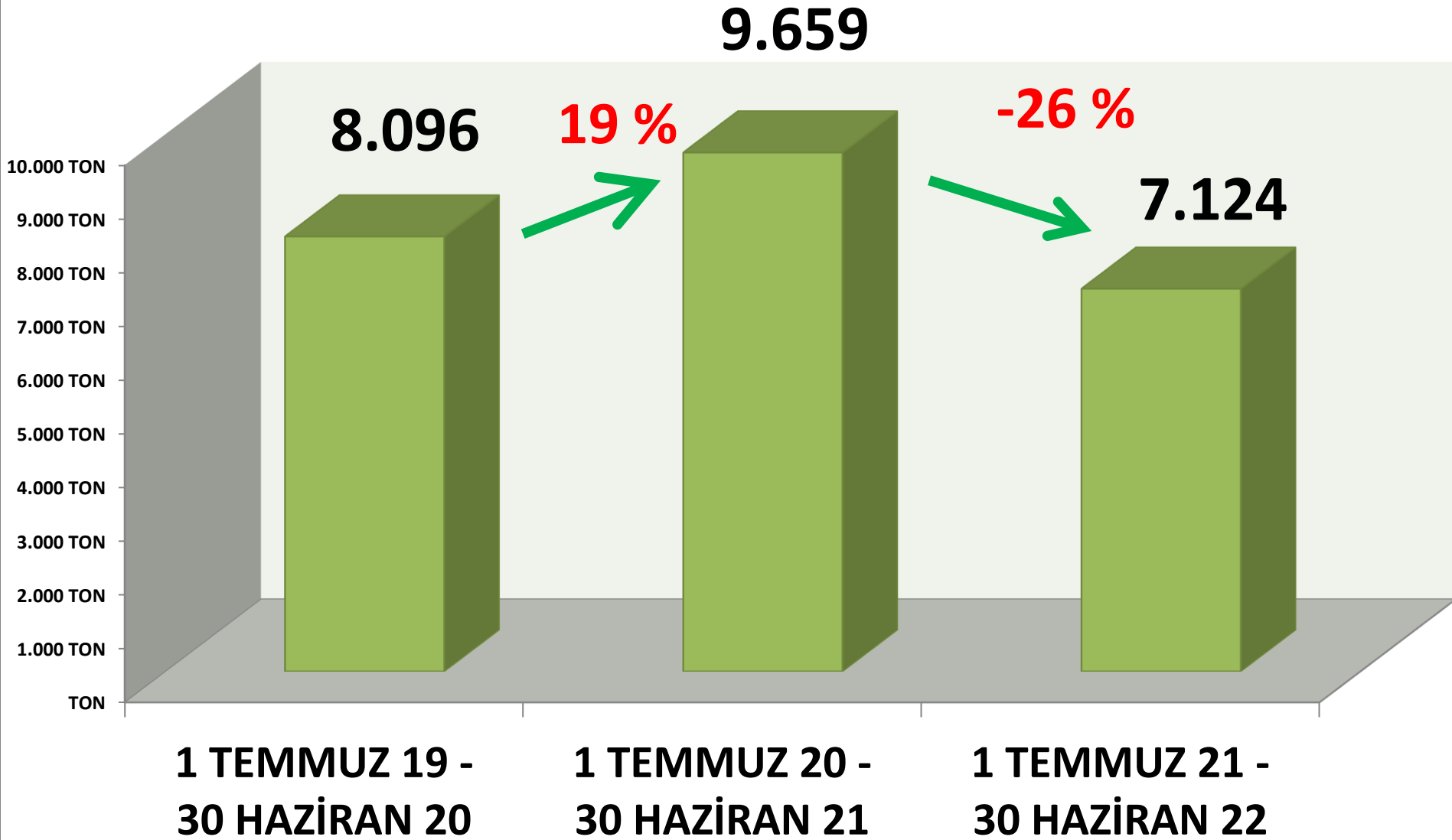
AYLIK MAHLIÇ PAMUK FİYAT TRENDİ (₺)



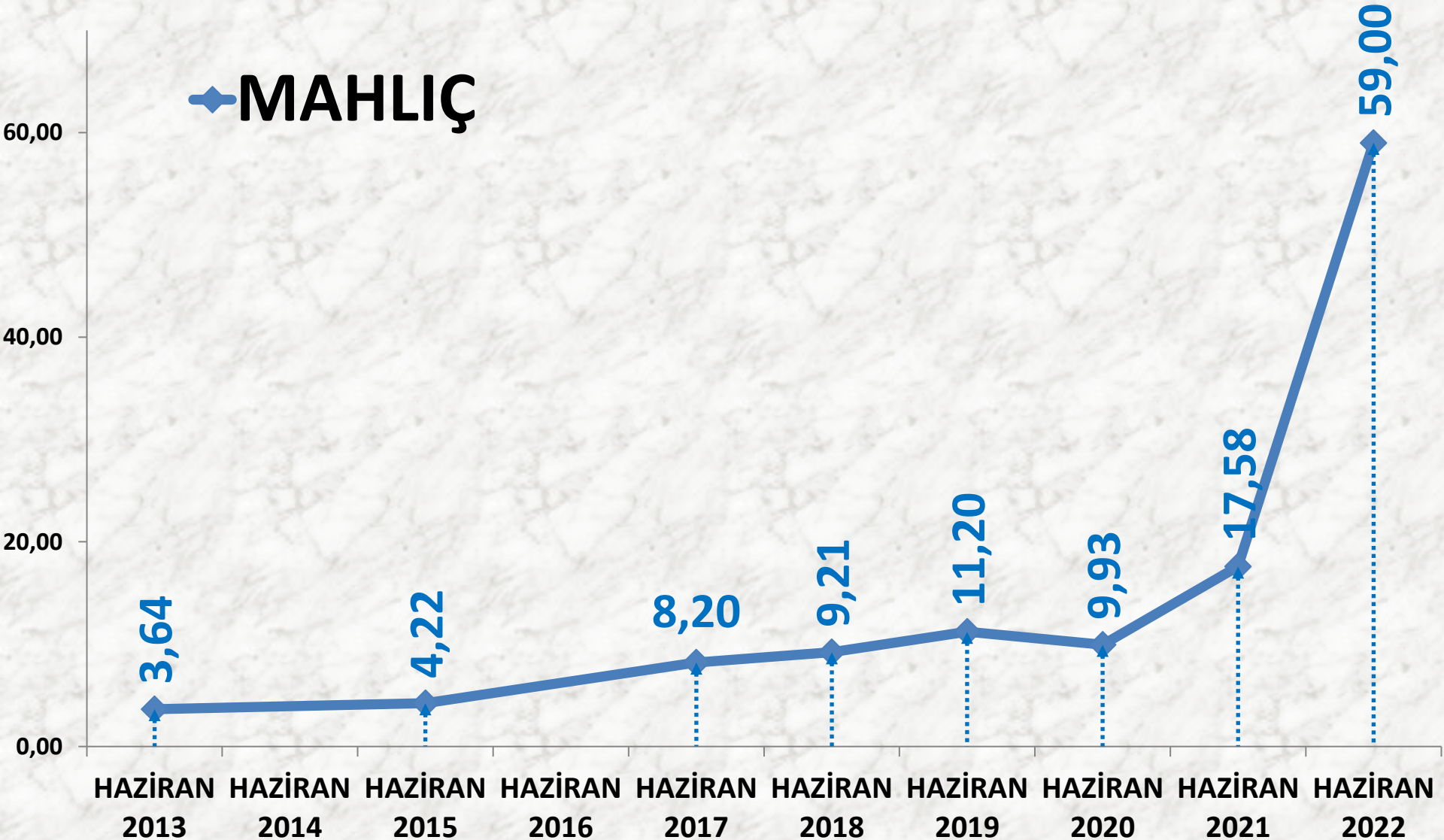
AYLIK MAHLIÇ PAMUK İŞLEM MİKTARI (TON)



YILLIK TOPLAM MAHLIÇ PAMUK İŞLEM MİKTARI (TON)



HAZİRAN AYLARI MAHLIÇ PAMUK FİYAT ORT. (TL)



KEKİK

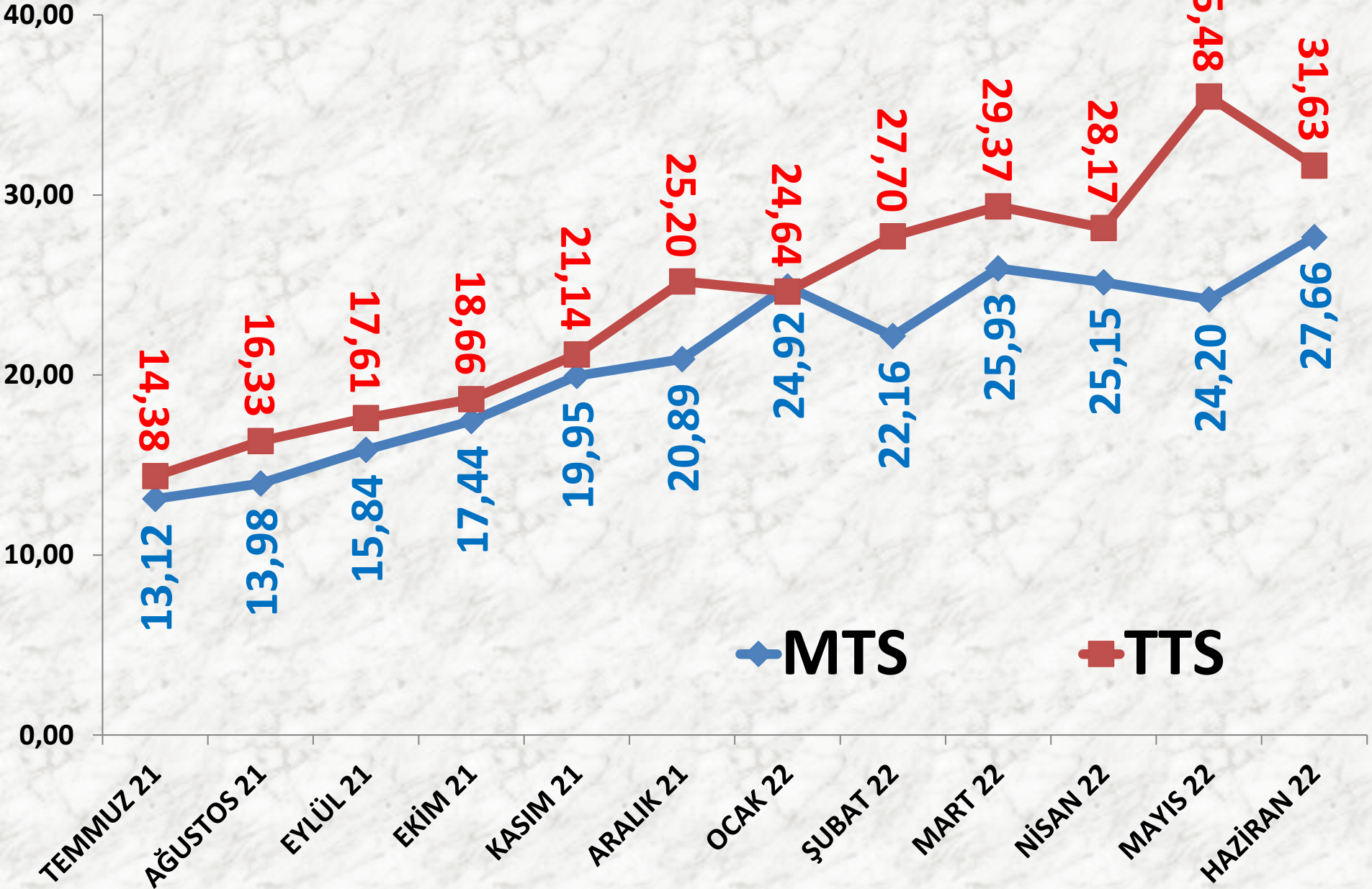
İŞLEM HACMI (TON)	2020 HAZİRAN	2021 HAZİRAN		2022 HAZİRAN	
<i>MTS</i>	369 TON	-21%	291 TON	-47%	155 TON
<i>TTS</i>	284 TON	-23%	218 TON	-41%	129 TON

EN AZ FİYAT	2020 HAZİRAN	2021 HAZİRAN		2022 HAZİRAN	
<i>MTS</i>	8,25 TL	16%	9,54 TL	142%	23,08 TL
<i>TTS</i>	10,00 TL	-5%	9,50 TL	136%	22,44 TL

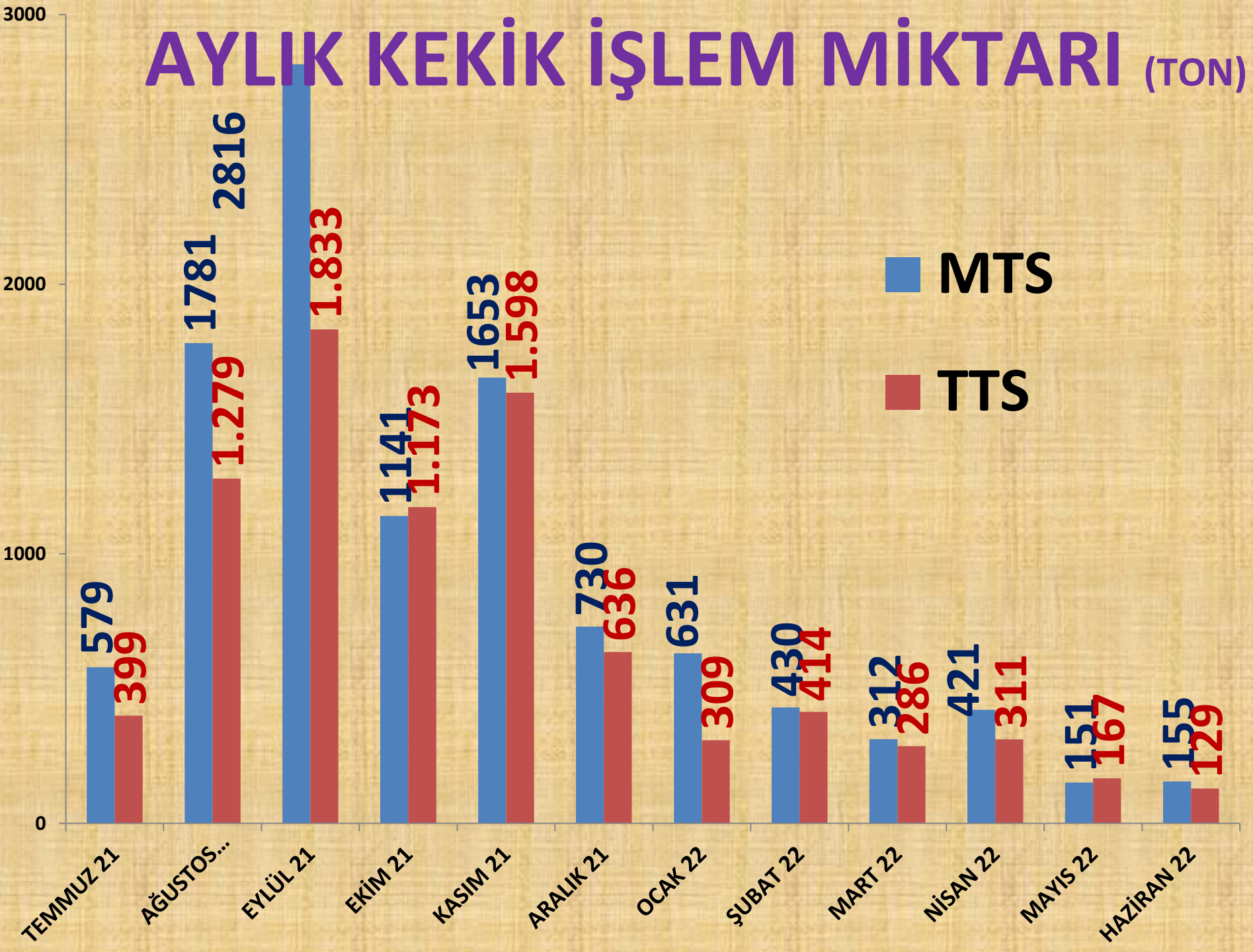
EN ÇOK FİYAT	2020 HAZİRAN	2021 HAZİRAN		2022 HAZİRAN	
<i>MTS</i>	11,05 TL	43%	15,77 TL	84%	29,08 TL
<i>TTS</i>	19,31 TL	33%	25,70 TL	105%	52,68 TL

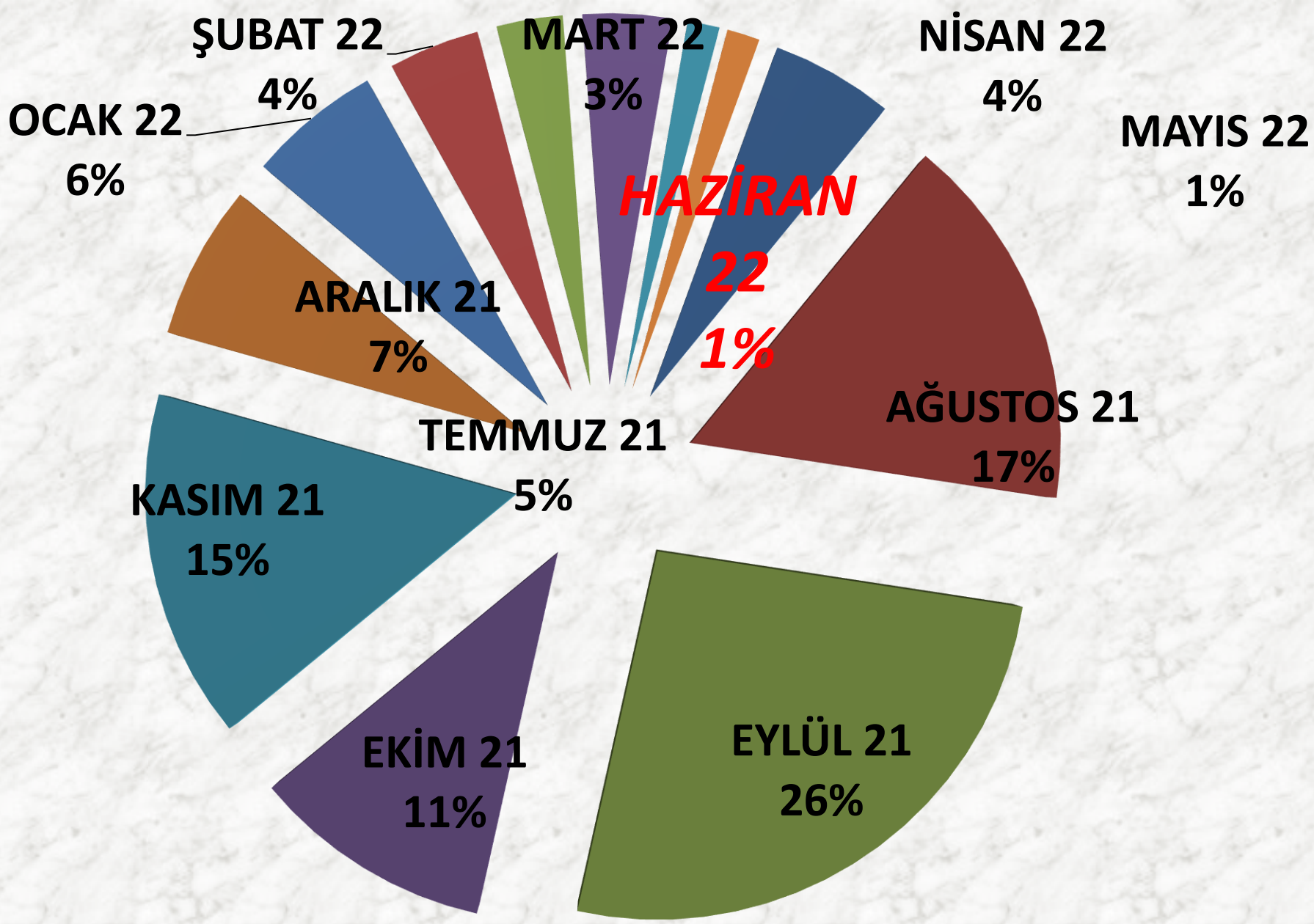
ORT. FİYAT	2020 HAZİRAN	2021 HAZİRAN		2022 HAZİRAN	
<i>MTS</i>	9,56 TL	11%	10,63 TL	160%	27,66 TL
<i>TTS</i>	10,40 TL	34%	13,98 TL	126%	31,63 TL

AYLIK KEKİK FİYAT TRENDİ_(TL)



AYLIK KEKİK İŞLEM MİKTARI (TON)



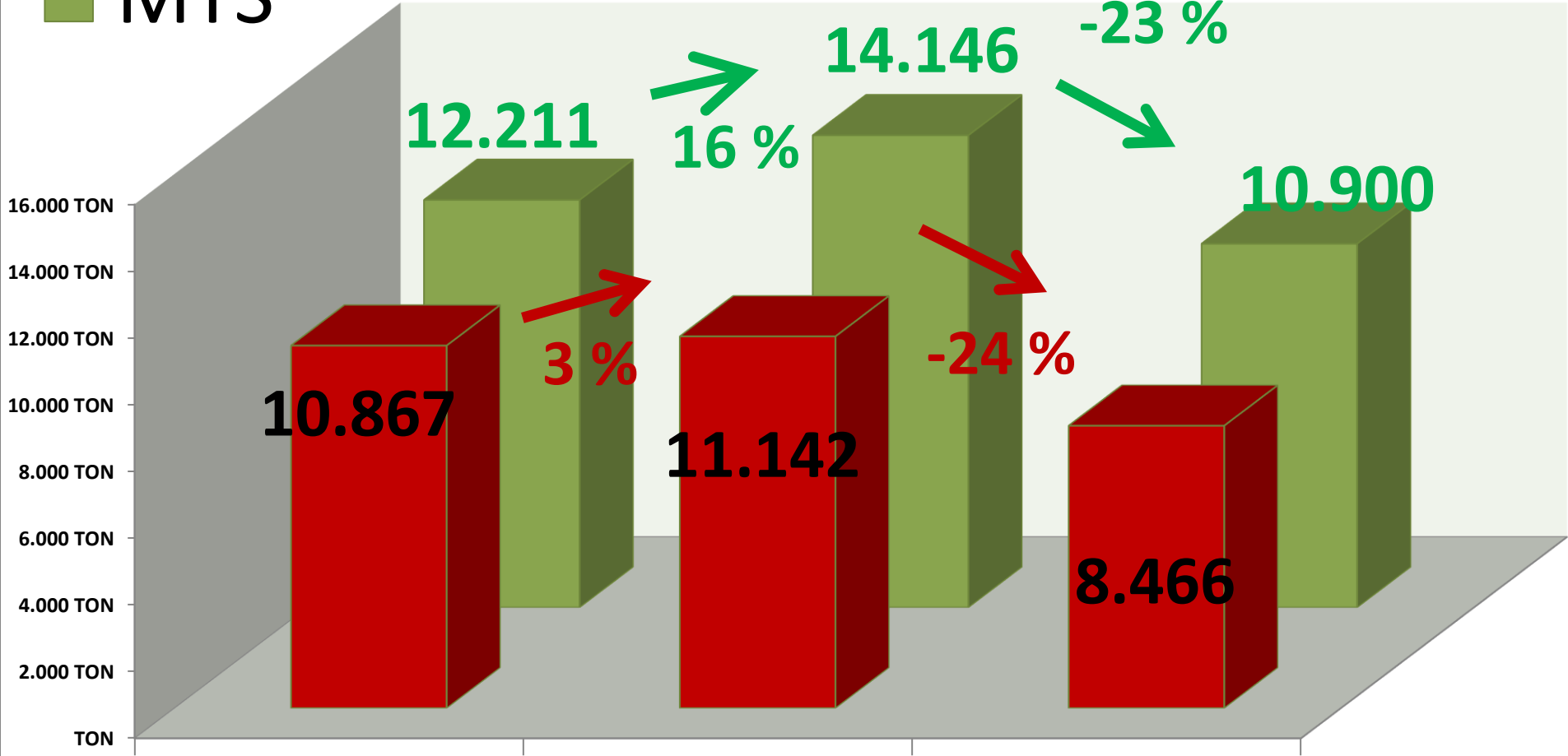


AYLIK KEKİK MTS İŞLEM MİKTARI ORANLARI

YILLIK TOPLAM KEKİK İŞLEM MİKTARI (TON)

■ TTS

■ MTS



1 TEMMUZ 19 -
30 HAZİRAN 20

1 TEMMUZ 20 -
30 HAZİRAN 21

1 TEMMUZ 21 -
30 HAZİRAN 22

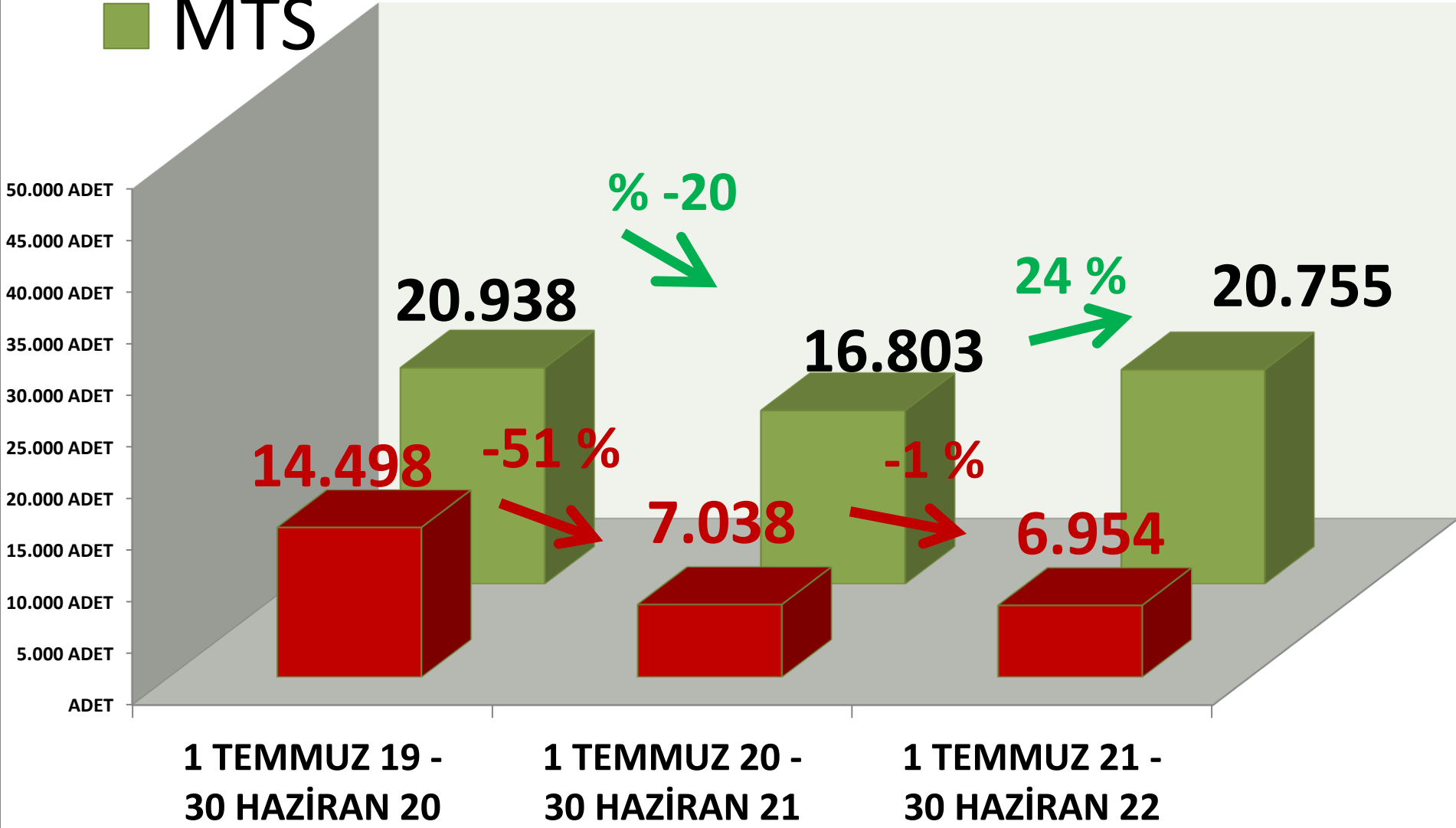
KASAPLIK CANLI HAYVAN

BÜYÜKBAŞ (ADET)	2020 HAZİRAN	2021 HAZİRAN		2022 HAZİRAN	
MTS	1451 ADET	-2%	1422 ADET	15%	1631 ADET
TTS	1203 ADET	-24%	909 ADET	-43%	522 ADET

KÜÇÜKBAŞ (ADET)	2020 HAZİRAN	2021 HAZİRAN		2022 HAZİRAN	
MTS	3273 ADET	16%	3788 ADET	54%	5824 ADET
TTS	1204 ADET	86%	2236 ADET	-65%	780 ADET

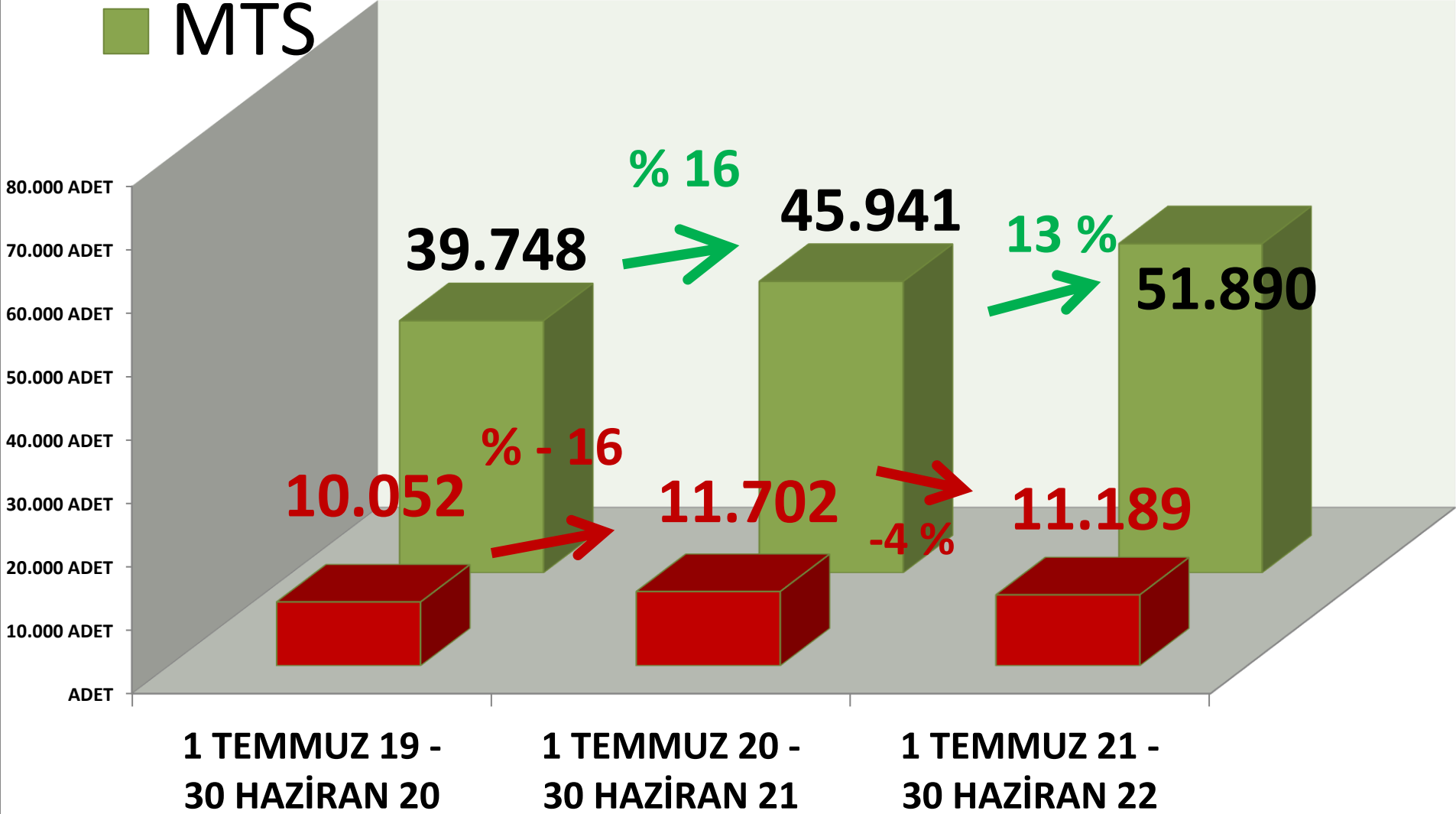
TTS YILLIK TOPLAM BÜYÜKBAŞ İŞLEM (ADET)

■ TTS
■ MTS



TTS YILLIK TOPLAM KÜÇÜKBAŞ İŞLEM_(ADET)

■ MTS





DINLEDİĞİNİZ İÇİN
TEŞEKKÜR EDERİM

RECEP MENGİ

