

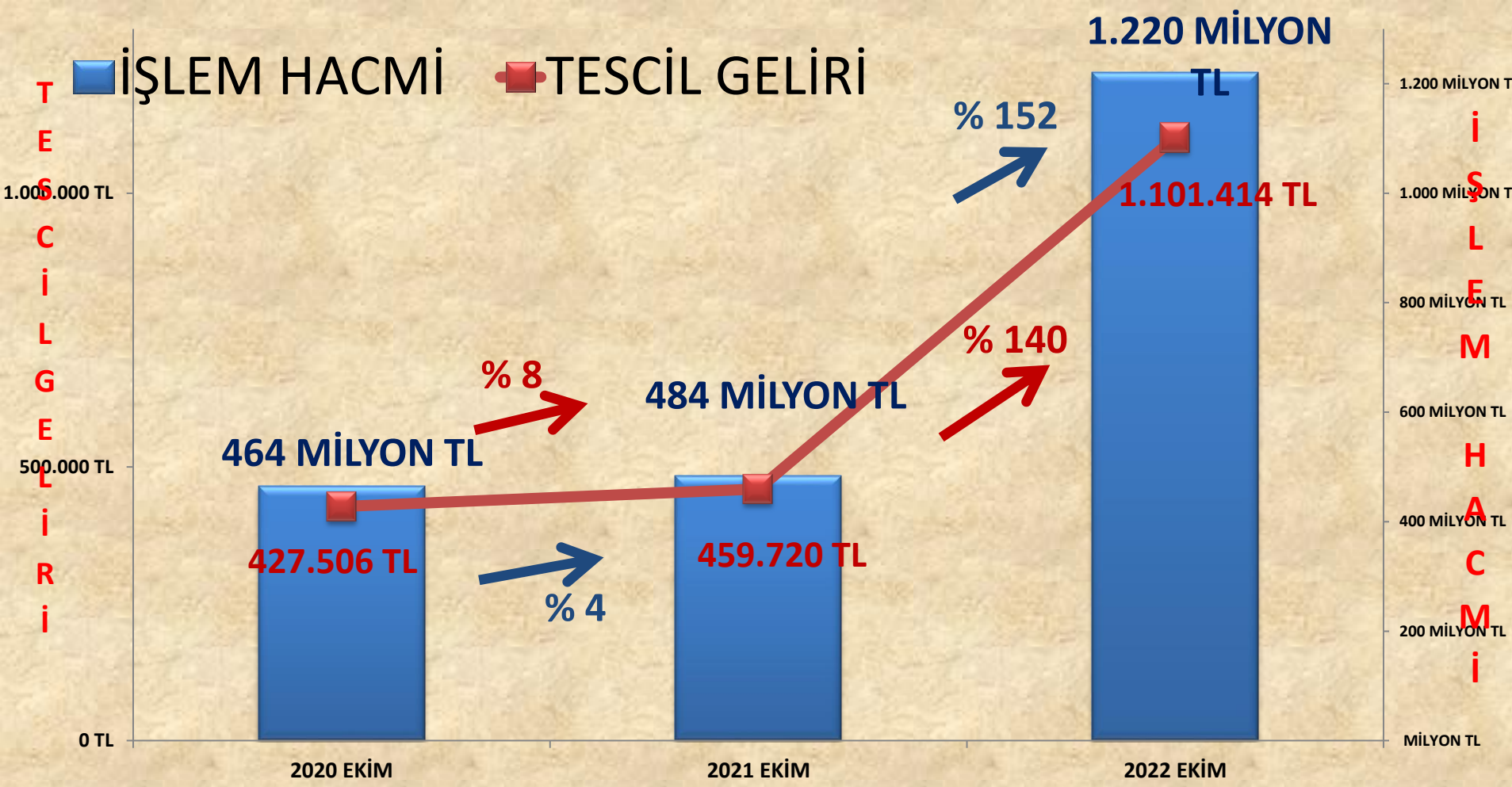


# *EKİM 2022 TESCİL SUNUMU*



# İŞLEM HACMİ VE TESCİL GELİRİ VERİLERİ

	2020 EKİM		2021 EKİM		2022 EKİM
İŞLEM HACMİ	464 MİLYON TL	4%	484 MİLYON TL	152%	1.220 MİLYON TL
TESCİL GELİRİ	427.506 TL	8%	459.720 TL	140%	1.101.414 TL



## 2021 EKİM

ÜRÜN GRUBU	Miktar(kg./lt/adet)	Tutar(TL)
BAKLİYAT VE MAMÜLLERİ	605.266	5.586.939
BİTKİSEL YAĞLAR	2.000	28.000
KOTASYON DIŞI ÜRÜNLER	86.965.441	309.140.885
HAM DERİLER VE BAĞIRSAKLAR	17.562	102.352
HAYVANSAL YAĞLAR	387	9.158
HUBUBAT .	20.790.932	36.616.780
HUBUBAT MAMÜLLERİ	177.066	510.392
KASAPLIK CANLI HAYVANLAR	6.713	25.094.443
KURU MEYVELER	1.955.734	27.434.095
KÜSPELER	68.620	120.058
ORMAN MAHSÜLLERİ	165.199	1.138.466
TEKSTİL HAMMADDELERİ	135.290	4.959.326
YAĞLI TOHUMLAR	6.703.460	73.509.232
<b>TOPLAM</b>	<b>117.593.670</b>	<b>484.250.126</b>

## 2022 EKİM

ÜRÜN GRUBU	Miktar(kg./lt/adet)	Tutar(TL)
BAKLİYAT VE MAMÜLLERİ	1.095.047	24.464.387
BİTKİSEL YAĞLAR	0	0
KOTASYON DIŞI ÜRÜNLER	75.279.024	525.112.360
HAM DERİLER VE BAĞIRSAKLAR	36.402	567.694
HAYVANSAL YAĞLAR	35	4.260
HUBUBAT .	41.139.814	176.254.996
HUBUBAT MAMÜLLERİ	1.189.200	7.636.526
KASAPLIK CANLI HAYVANLAR	10.405	64.011.511
KURU MEYVELER	5.082.736	128.625.084
KÜSPELER	0	0
ORMAN MAHSÜLLERİ	305.664	6.908.322
TEKSTİL HAMMADDELERİ	1.577.916	35.533.982
YAĞLI TOHUMLAR	13.389.486	251.238.476
<b>TOPLAM</b>	<b>139.105.728</b>	<b>1.220.357.598</b>

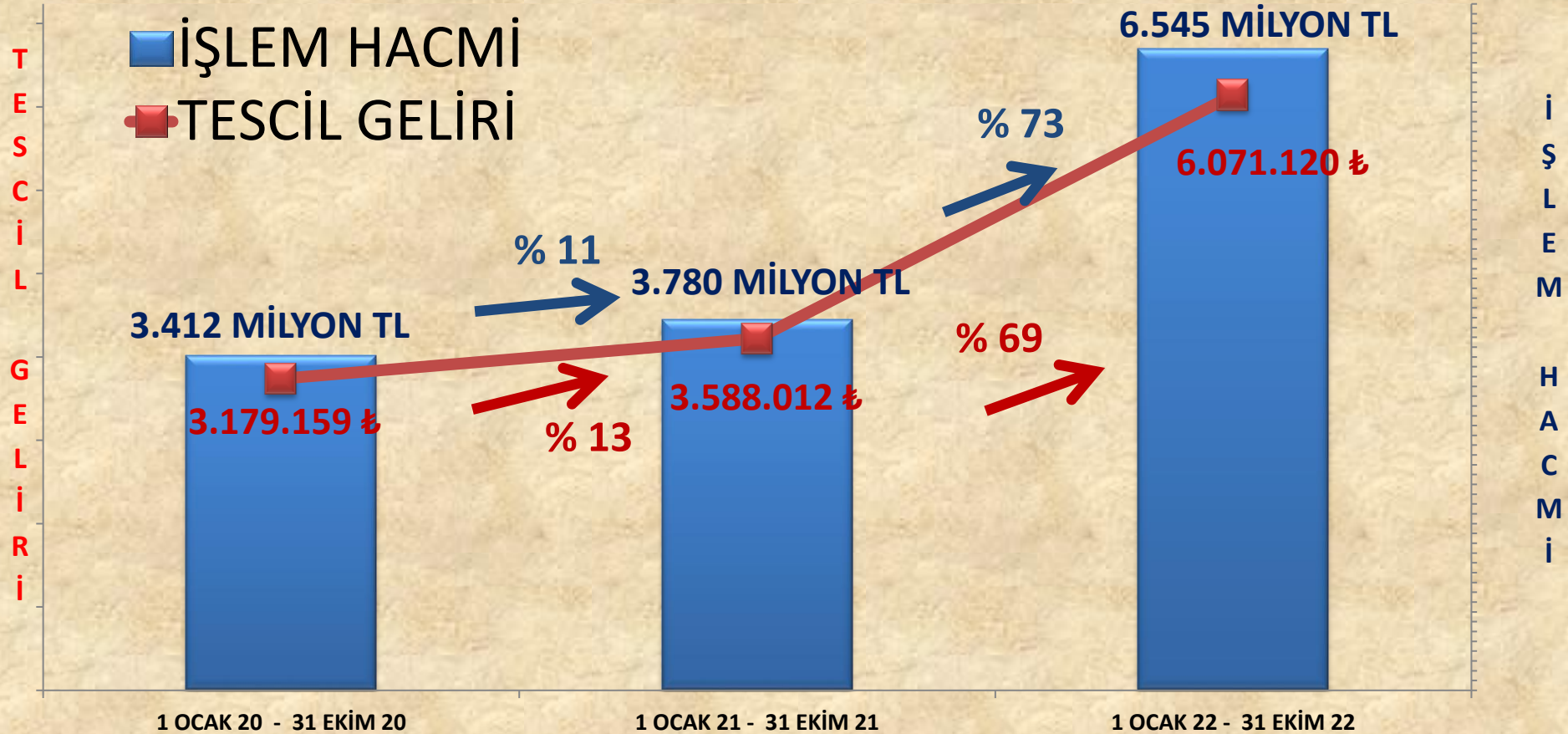
## 2021 -2022 EKİM DEĞİŞİM

ÜRÜN GRUBU	Miktar(kg./lt/adet)	Tutar(TL)
BAKLİYAT VE MAMÜLLERİ	489.781	18.877.448
BİTKİSEL YAĞLAR	-2.000	-28.000
KOTASYON DIŞI ÜRÜNLER	-11.686.418	215.971.475
HAM DERİLER VE BAĞIRSAKLAR	18.840	465.342
HAYVANSAL YAĞLAR	-352	-4.898
HUBUBAT .	20.348.882	139.638.216
HUBUBAT MAMÜLLERİ	1.012.134	7.126.134
KASAPLIK CANLI HAYVANLAR	3.692	38.917.068
KURU MEYVELER	3.127.002	101.190.989
KÜSPELER	-68.620	-120.058
ORMAN MAHSÜLLERİ	140.465	5.769.855
TEKSTİL HAMMADDELERİ	1.442.626	30.574.656
YAĞLI TOHUMLAR	6.686.026	177.729.244
<b>TOPLAM</b>	<b>21.512.058</b>	<b>736.107.471</b>

	2021 – 2022 EKİM DEĞİŞİM ORANI	
ÜRÜN GRUBU	Miktar(kg./lt/adet)	Tutar(TL)
BAKLİYAT VE MAMÜLLERİ	81%	338%
BİTKİSEL YAĞLAR	-100%	-100%
KOTASYON DIŞI ÜRÜNLER	-13%	70%
HAM DERİLER VE BAĞIRSAKLAR	107%	455%
HAYVANSAL YAĞLAR	-91%	-53%
HUBUBAT .	98%	381%
HUBUBAT MAMÜLLERİ	572%	1396%
KASAPLIK CANLI HAYVANLAR	55%	155%
KURU MEYVELER	160%	369%
KÜSPELER	-100%	-100%
ORMAN MAHSÜLLERİ	85%	507%
TEKSTİL HAMMADDELERİ	1066%	617%
YAĞLI TOHUMLAR	100%	242%
<b>TOPLAM</b>	<b>18%</b>	<b>152%</b>

# İŞLEM HACMİ VE TESCİL GELİRİ VERİLERİ

	1 OCAK – 31 EKİM 2020		1 OCAK – 31 EKİM 2021		1 OCAK – 31 EKİM 2022
İŞLEM HACMİ	3.412 MİLYON TL	11%	3.780 MİLYON TL	73%	6.545 MİLYON TL
TESCİL GELİRİ	3.179.159 TL	13%	3.588.012 TL	69%	6.071.120 TL



# 1 OCAK – 31 EKİM 2021

	Miktar(kg./lt/adet)	Tutar(TL)
BAKLİYAT VE MAMÜLLERİ	6.263.589	46.412.552
BİTKİSEL YAĞLAR	15.058	244.383
KOTASYON DIŞI ÜRÜNLER	752.250.908	2.117.288.743
HAM DERİLER VE BAĞIRSAKLAR	955.500	1.299.645
HAYVANSAL YAĞLAR	9.914	351.387
HUBUBAT .	116.484.558	248.488.626
HUBUBAT MAMÜLLERİ	3.142.483	7.323.006
KASAPLIK CANLI HAYVANLAR	69.061	245.955.211
KURU MEYVELER	22.332.221	280.850.001
KÜSPELER	611.770	1.032.227
MEYVE ÇEKİRDEKLERİ	56.888	196.345
ORMAN MAHSÜLLERİ	3.714.031	20.393.975
TEKSTİL HAMMADDELERİ	18.722.293	178.417.439
YAĞLI TOHUMLAR	53.672.530	631.497.175
<b>TOPLAM</b>	<b>978.300.803</b>	<b>3.779.750.713</b>

# 1 OCAK – 31 EKİM 2022

	Miktar(kg./lt/adet)	Tutar(TL)
BAKLİYAT VE MAMÜLLERİ	5.224.505	101.057.691
BİTKİSEL YAĞLAR	4.250	151.990
KOTASYON DIŞI ÜRÜNLER	509.827.819	3.130.827.603
HAM DERİLER VE BAĞIRSAKLAR	295.745	3.994.910
HAYVANSAL YAĞLAR	2.580	149.185
HUBUBAT .	158.661.381	840.876.533
HUBUBAT MAMÜLLERİ	3.157.923	19.063.778
KASAPLIK CANLI HAYVANLAR	89.785	505.668.645
KURU MEYVELER	14.830.828	363.517.376
KÜSPELER	0	0
MEYVE ÇEKİRDEKLERİ	500	15.939
ORMAN MAHSÜLLERİ	3.361.734	37.019.079
TEKSTİL HAMMADDELERİ	20.194.304	508.388.183
YAĞLI TOHUMLAR	65.625.152	1.034.405.051
<b>TOPLAM</b>	<b>781.276.505</b>	<b>6.545.135.961</b>

# 1 OCAK – 31 EKİM 21 /22 DEĞİŞİM

	Miktar(kg./lt/adet)	Tutar(TL)
BAKLİYAT VE MAMÜLLERİ	-1.039.084	54.645.138
BİTKİSEL YAĞLAR	-10.808	-92.393
KOTASYON DIŞI ÜRÜNLER	-242.423.089	1.013.538.860
HAM DERİLER VE BAĞIRSAKLAR	-659.755	2.695.265
HAYVANSAL YAĞLAR	-7.334	-202.202
HUBUBAT	42.176.824	592.387.907
HUBUBAT MAMÜLLERİ	15.440	11.740.772
KASAPLIK CANLI HAYVANLAR	20.724	259.713.434
KURU MEYVELER	-7.501.393	82.667.376
KÜSPELER	-611.770	-1.032.227
MEYVE ÇEKİRDEKLERİ	-56.388	-180.406
ORMAN MAHSÜLLERİ	-352.298	16.625.104
TEKSTİL HAMMADDELERİ	1.472.012	329.970.744
YAĞLI TOHUMLAR	11.952.621	402.907.876
<b>TOPLAM</b>	<b>-197.024.299</b>	<b>2.765.385.249</b>

# 1 OCAK – 31 EKİM 22 % DEĞİŞİM

	Miktar(kg./lt/adet)	Tutar(TL)
BAKLİYAT VE MAMÜLLERİ	-17%	118%
BİTKİSEL YAĞLAR	-72%	-38%
KOTASYON DIŞI ÜRÜNLER	-32%	48%
HAM DERİLER VE BAĞIRSAKLAR	-69%	207%
HAYVANSAL YAĞLAR	-74%	-58%
HUBUBAT .	36%	238%
HUBUBAT MAMÜLLERİ	0%	160%
KASAPLIK CANLI HAYVANLAR	30%	106%
KURU MEYVELER	-34%	29%
KÜSPELER	-100%	-100%
MEYVE ÇEKİRDEKLERİ	-99%	-92%
ORMAN MAHSÜLLERİ	-9%	82%
TEKSTİL HAMMADDELERİ	8%	185%
YAĞLI TOHUMLAR	22%	64%
<b>TOPLAM</b>	<b>-20%</b>	<b>73%</b>

# ARPA

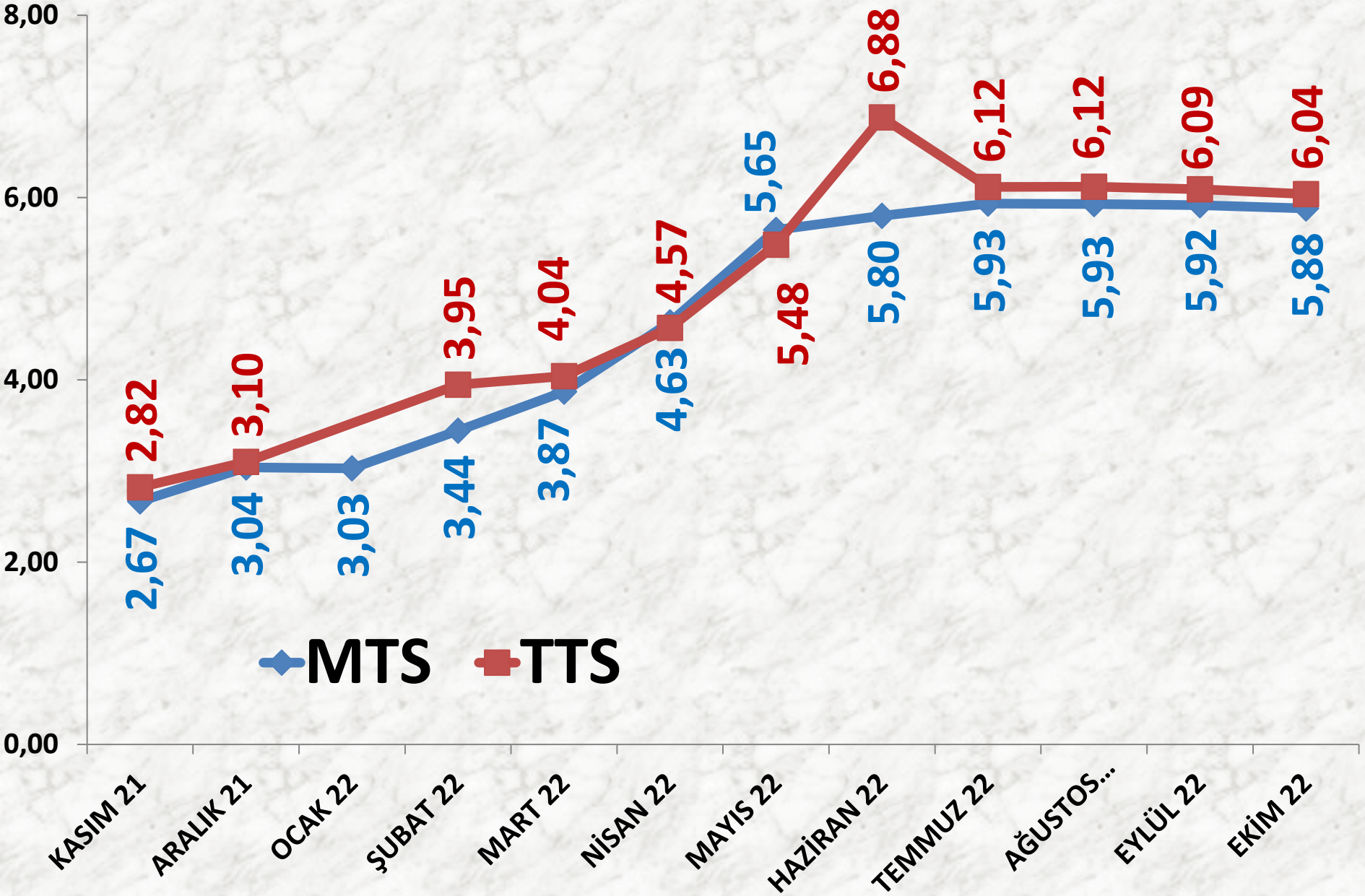
<b>İŞLEM HACMİ (TON)</b>	<b>2020 EKİM</b>	<b>2021 EKİM</b>		<b>2022 EKİM</b>	
<i>MTS</i>	1.435 TON	<b>-57%</b>	623 TON	<b>95%</b>	1.212 TON
<i>TTS</i>	499 TON	<b>-96%</b>	18 TON	<b>1907%</b>	367 TON

<b>EN AZ FİYAT</b>	<b>2020 EKİM</b>	<b>2021 EKİM</b>		<b>2022 EKİM</b>	
<i>MTS</i>	1,20 TL	<b>56%</b>	1,87 TL	<b>189%</b>	5,40 TL
<i>TTS</i>	1,32 TL	<b>81%</b>	2,39 TL	<b>138%</b>	5,70 TL

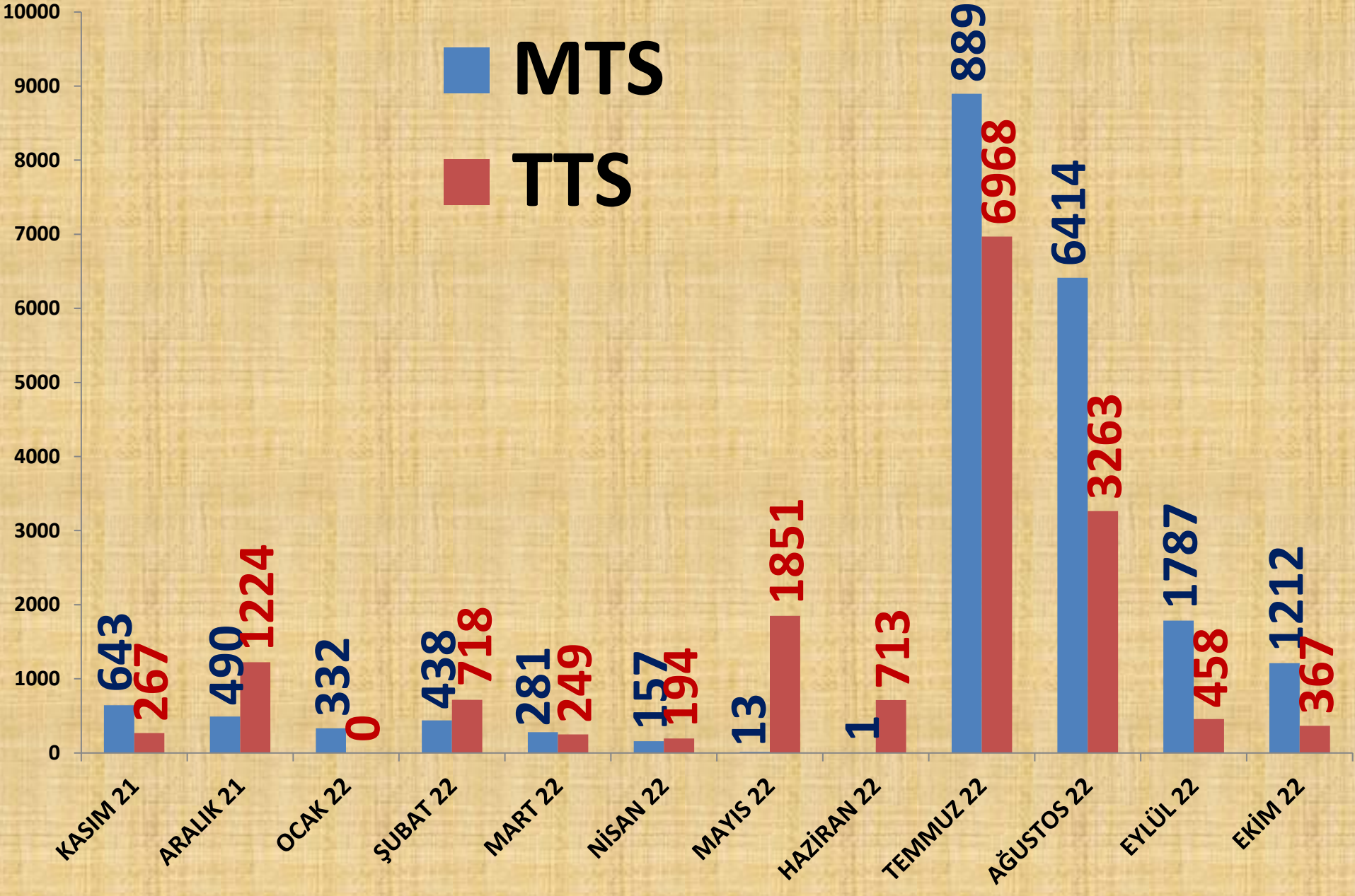
<b>EN ÇOK FİYAT</b>	<b>2020 EKİM</b>	<b>2021 EKİM</b>		<b>2022 EKİM</b>	
<i>MTS</i>	1,93 TL	<b>50%</b>	2,90 TL	<b>124%</b>	6,51 TL
<i>TTS</i>	1,55 TL	<b>71%</b>	2,65 TL	<b>164%</b>	7,00 TL

<b>ORT. FİYAT</b>	<b>2020 EKİM</b>	<b>2021 EKİM</b>		<b>2022 EKİM</b>	
<i>MTS</i>	1,45 TL	<b>73%</b>	2,50 TL	<b>135%</b>	5,88 TL
<i>TTS</i>	1,45 TL	<b>82%</b>	2,65 TL	<b>128%</b>	6,04 TL

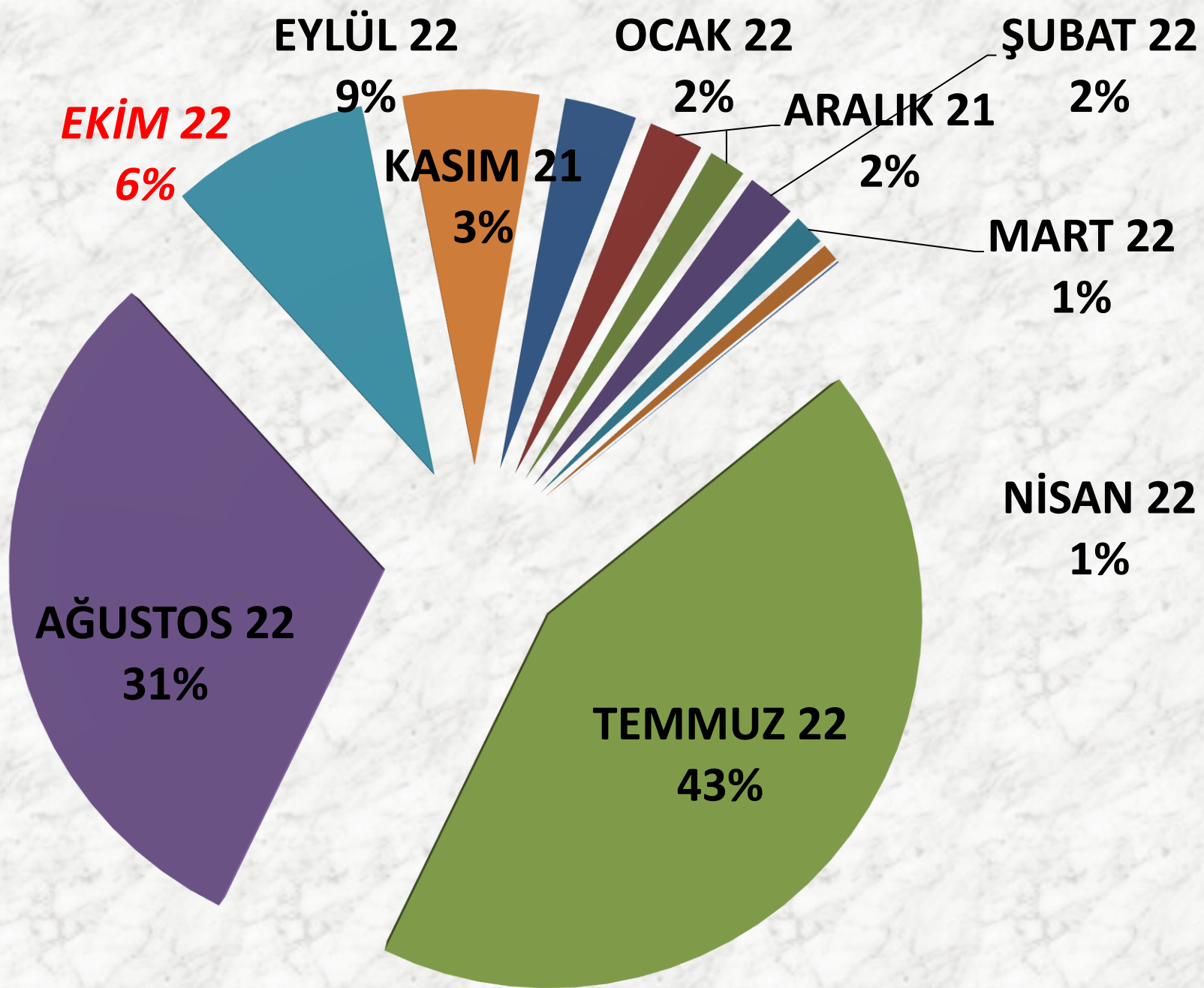
# AYLIK ARPA FİYAT TRENDİ (TL)



# AYLIK ARPA İŞLEM MİKTARI (TON)



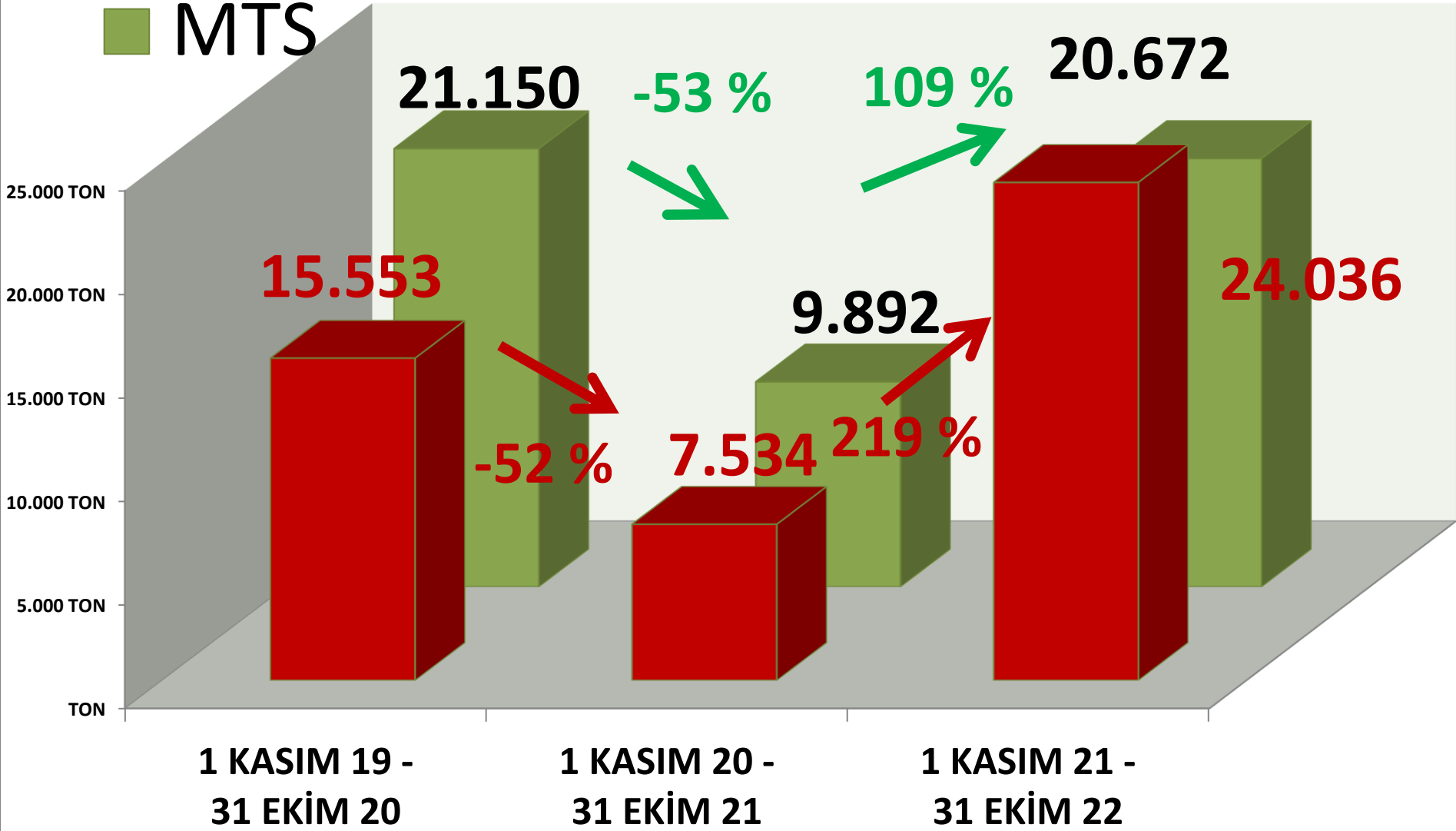
## AYLIK ARPA MTS İŞLEM MİKTARI ORANLARI



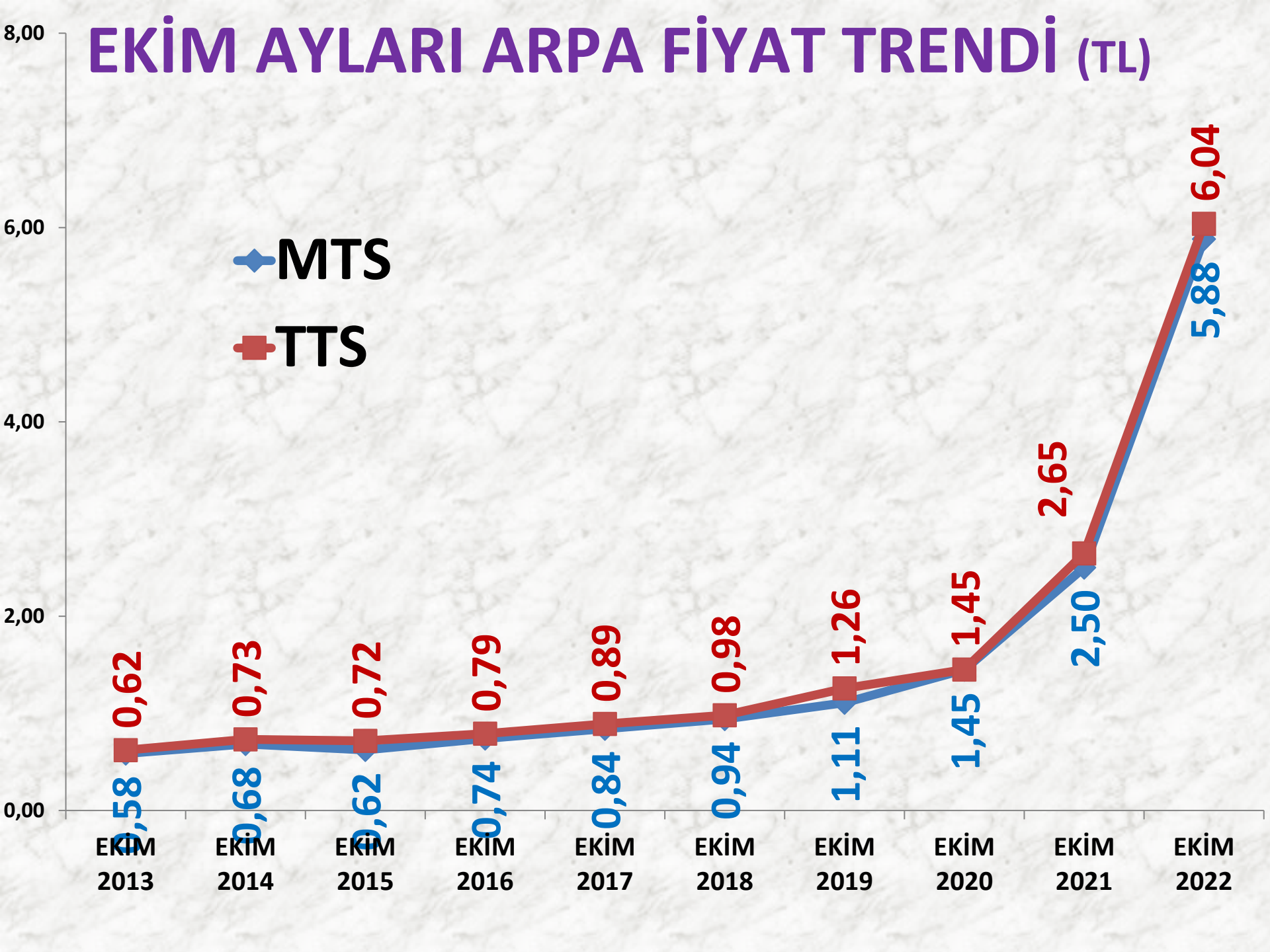
# YILLIK ARPA İŞLEM MİKTARI (TON)

■ TTS

■ MTS



# EKİM AYLARI ARPA FİYAT TRENDİ (TL)



# BUĞDAY

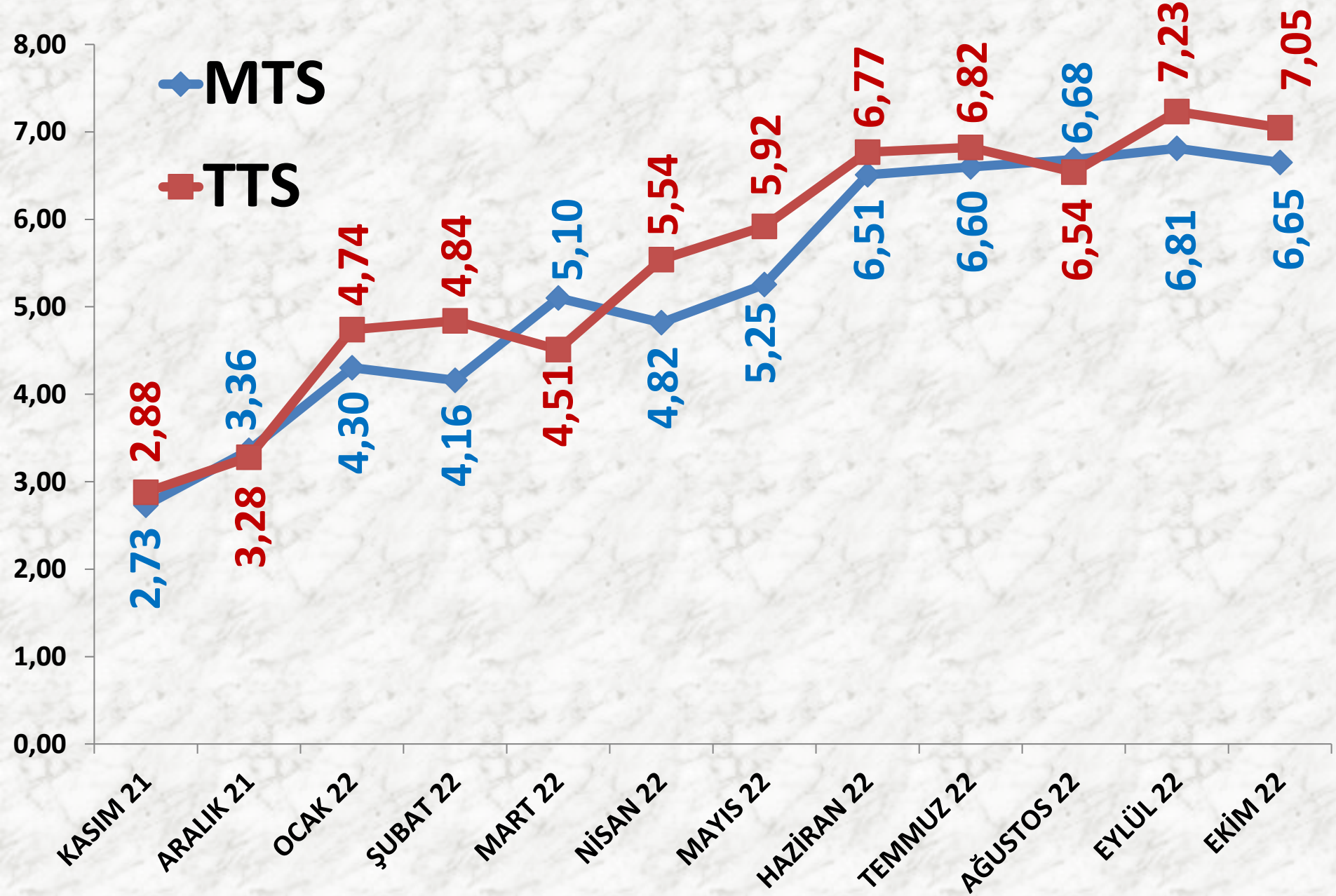
İŞLEM MİKTARI (TON)	2020 EKİM	2021 EKİM		2022 EKİM	
MTS	2.595 TON	-43%	1.469 TON	-3%	1.420 TON
TTS	1.843 TON	71%	3.149 TON	-17%	2.624 TON

EN AZ FİYAT	2020 EKİM	2021 EKİM		2022 EKİM	
MTS	1,45 TL	41%	2,05 TL	168%	5,50 TL
TTS	1,50 TL	67%	2,51 TL	135%	5,90 TL

EN ÇOK FİYAT	2020 EKİM	2021 EKİM		2022 EKİM	
MTS	2,25 TL	39%	3,12 TL	156%	8,00 TL
TTS	2,25 TL	40%	3,15 TL	157%	8,10 TL

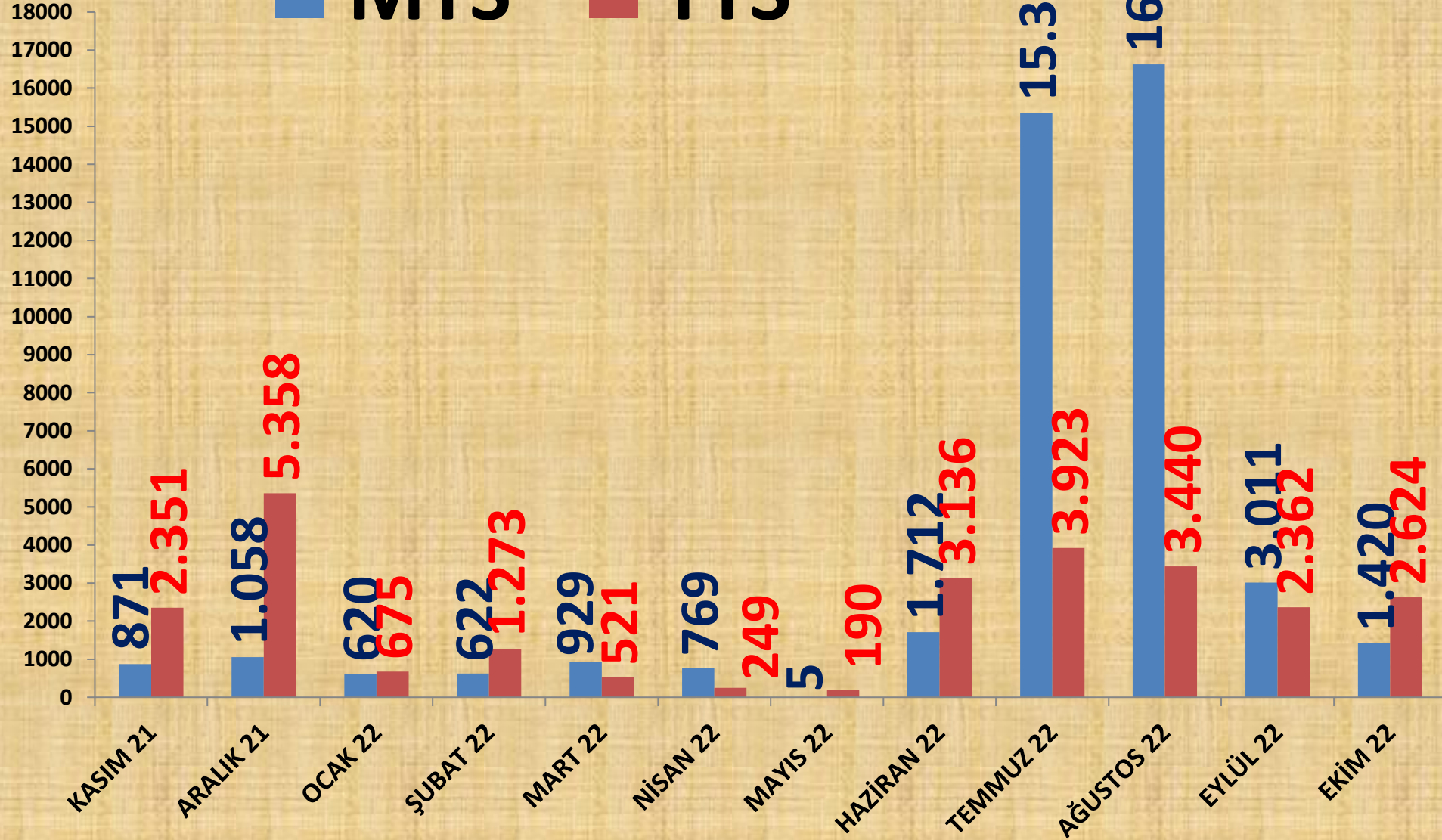
ORT. FİYAT	2020 EKİM	2021 EKİM		2022 EKİM	
MTS	1,78 TL	46%	2,59 TL	157%	6,65 TL
TTS	1,81 TL	50%	2,72 TL	160%	7,05 TL

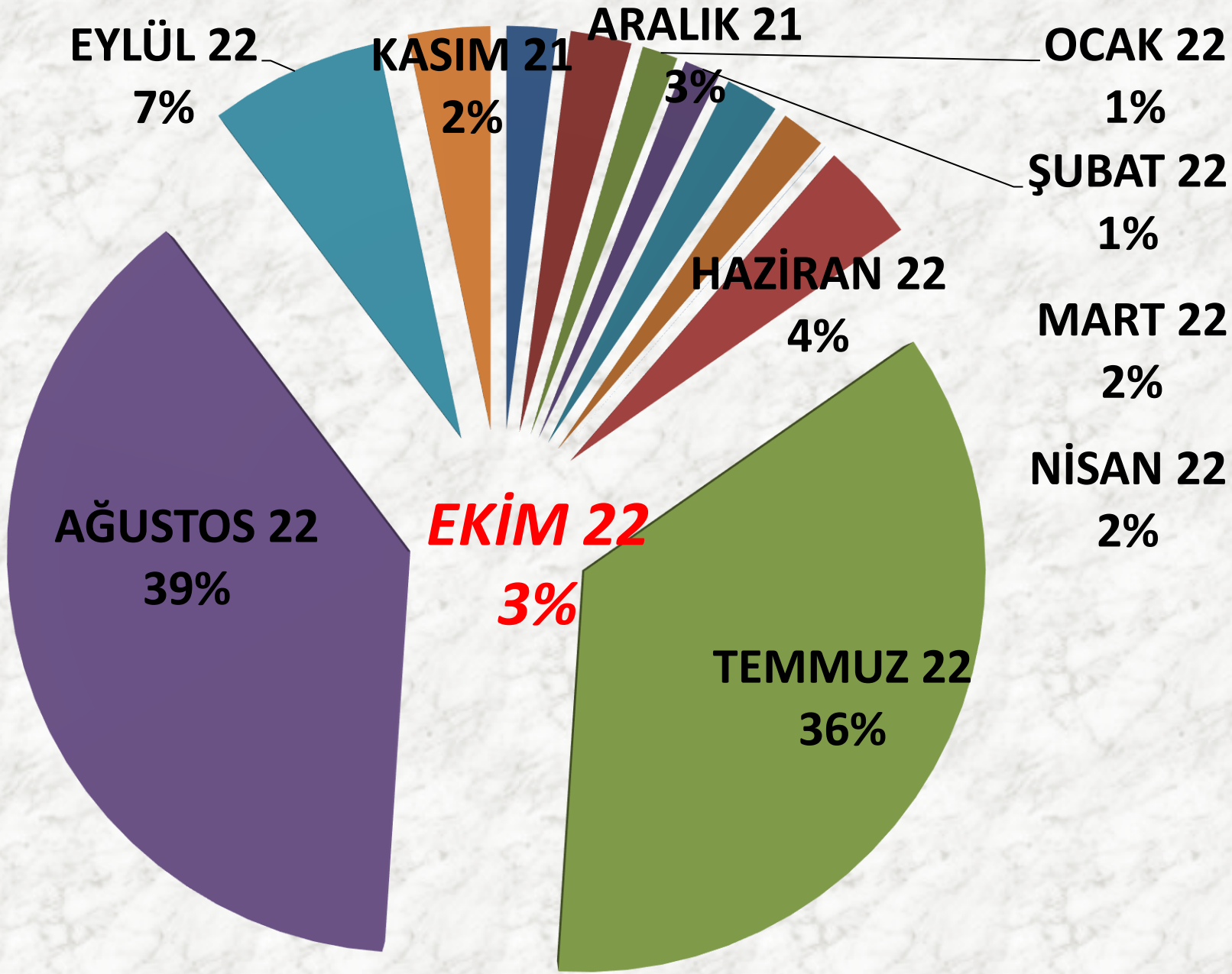
# AYLIK BUĞDAY FİYAT TRENDİ (TL)



# AYLIK BUĞDAY İŞLEM MİKTARI (TON)

■ MTS ■ TTS



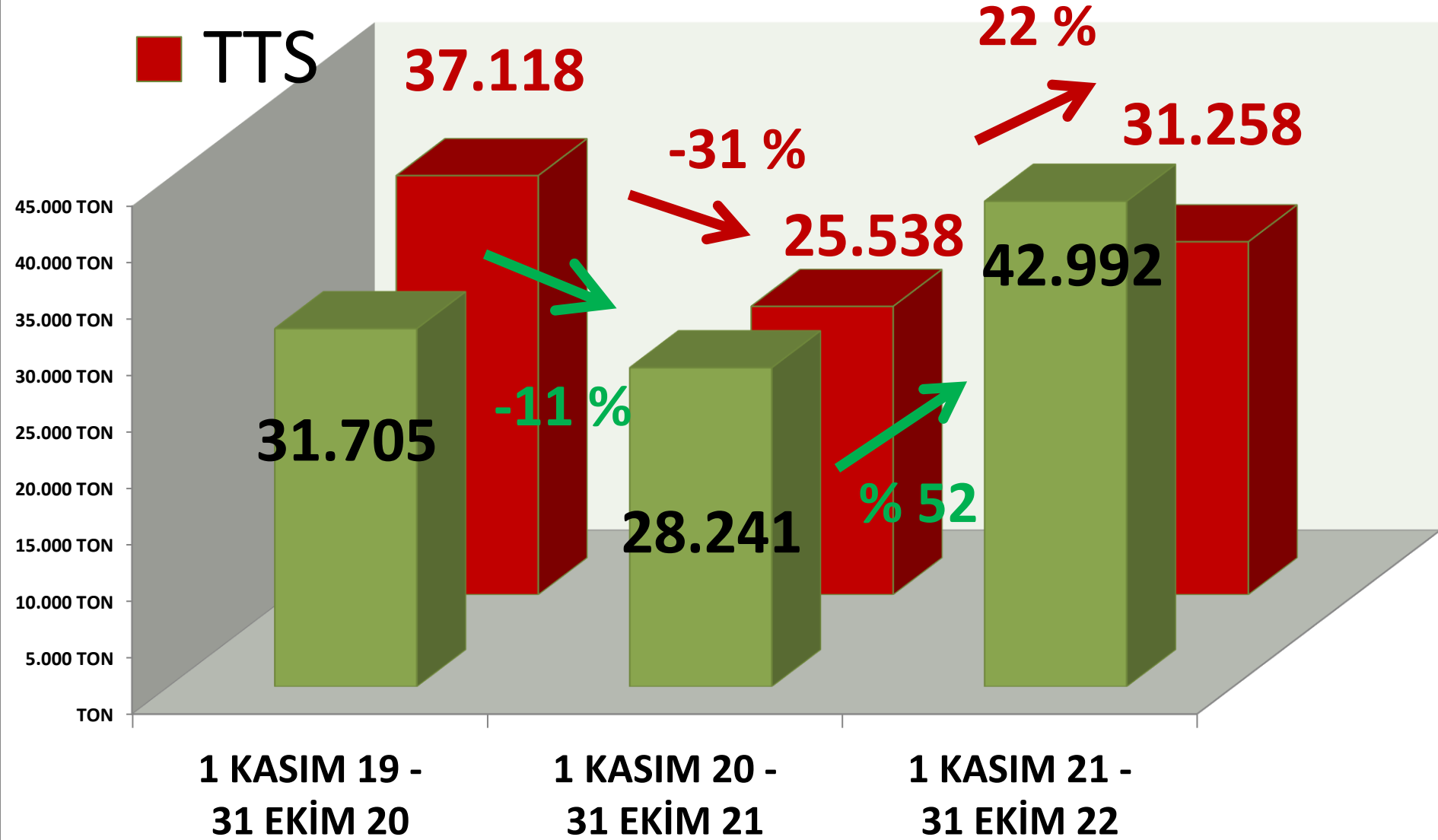


AYLIK BUĞDAY MTS İŞLEM MİKTARI ORANLARI

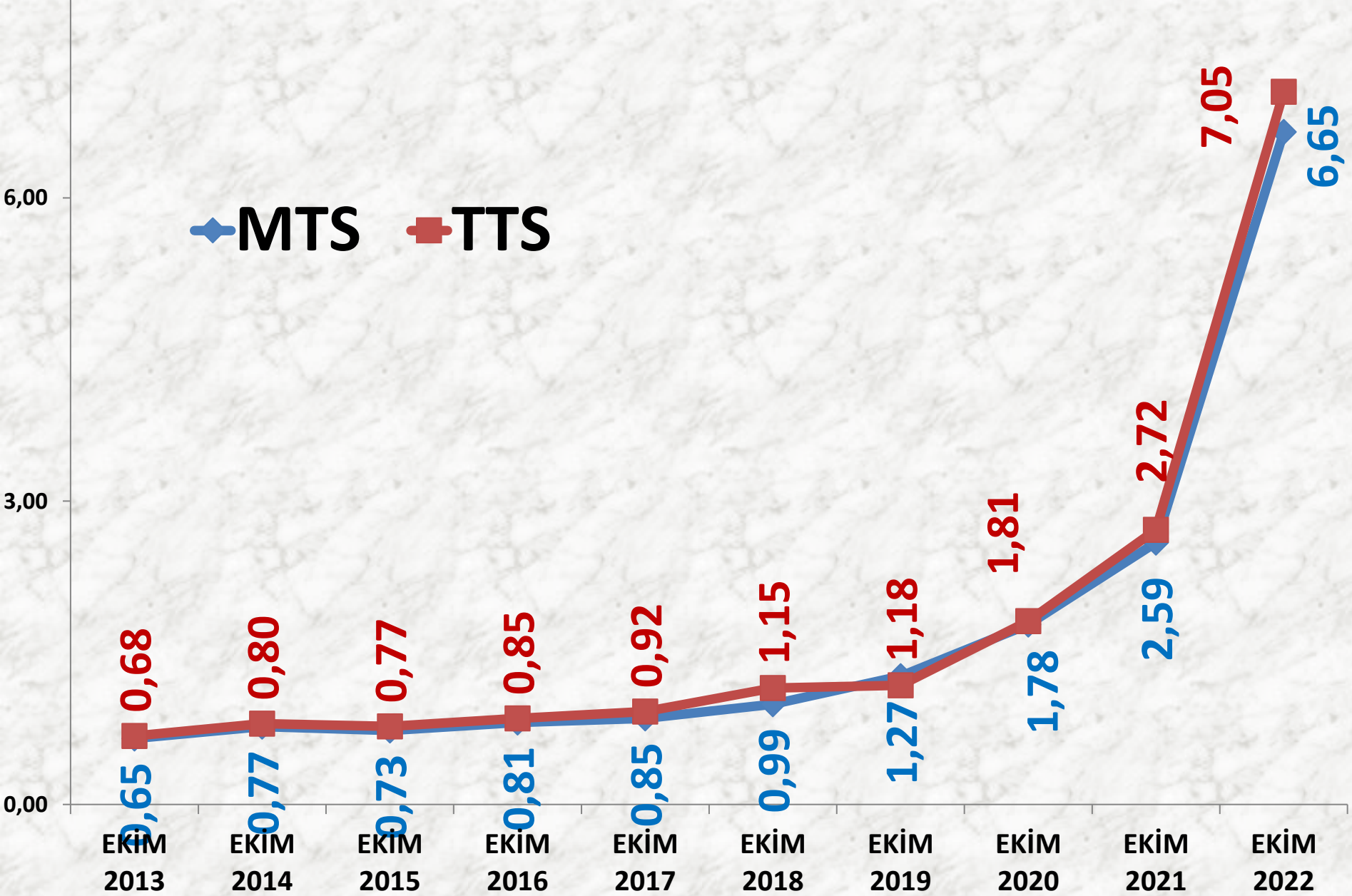
# YILLIK BUĞDAY İŞLEM MİKTARI (TON)

■ MTS

■ TTS



# EKİM AYLARI BUĞDAY FİYAT ORT. (TL)



# MISIR DANE

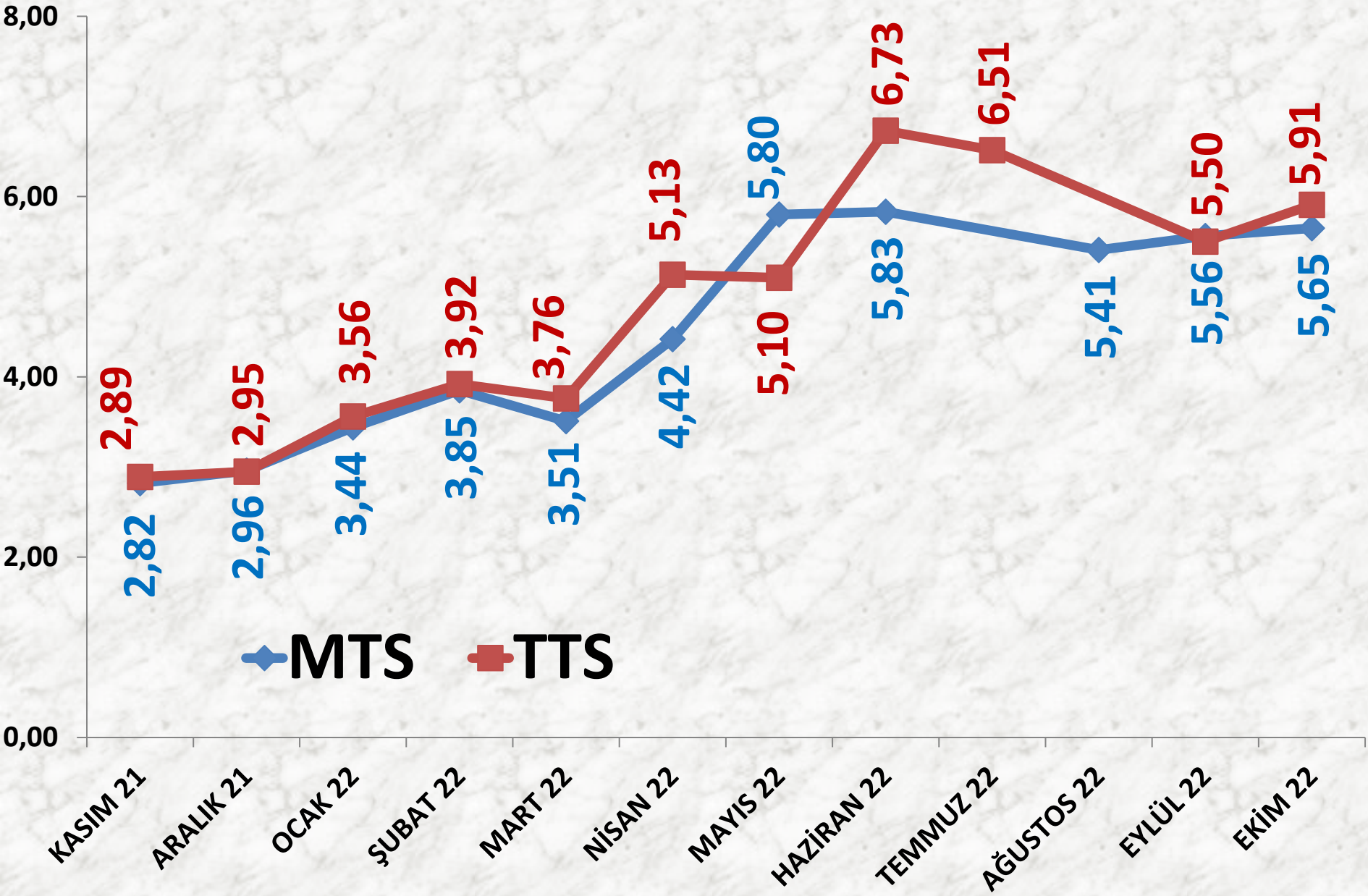
İŞLEM MİKTARI (TON)	2020 EKİM	2021 EKİM		2022 EKİM	
MTS	32.525 TON	-92%	2.711 TON	260%	9.764 TON
TTS	13.136 TON	-81%	2.493 TON	271%	9.261 TON

EN AZ FİYAT	2020 EKİM	2021 EKİM		2022 EKİM	
MTS	1,35 TL	85%	2,50 TL	112%	5,30 TL
TTS	1,36 TL	25%	1,70 TL	196%	5,03 TL

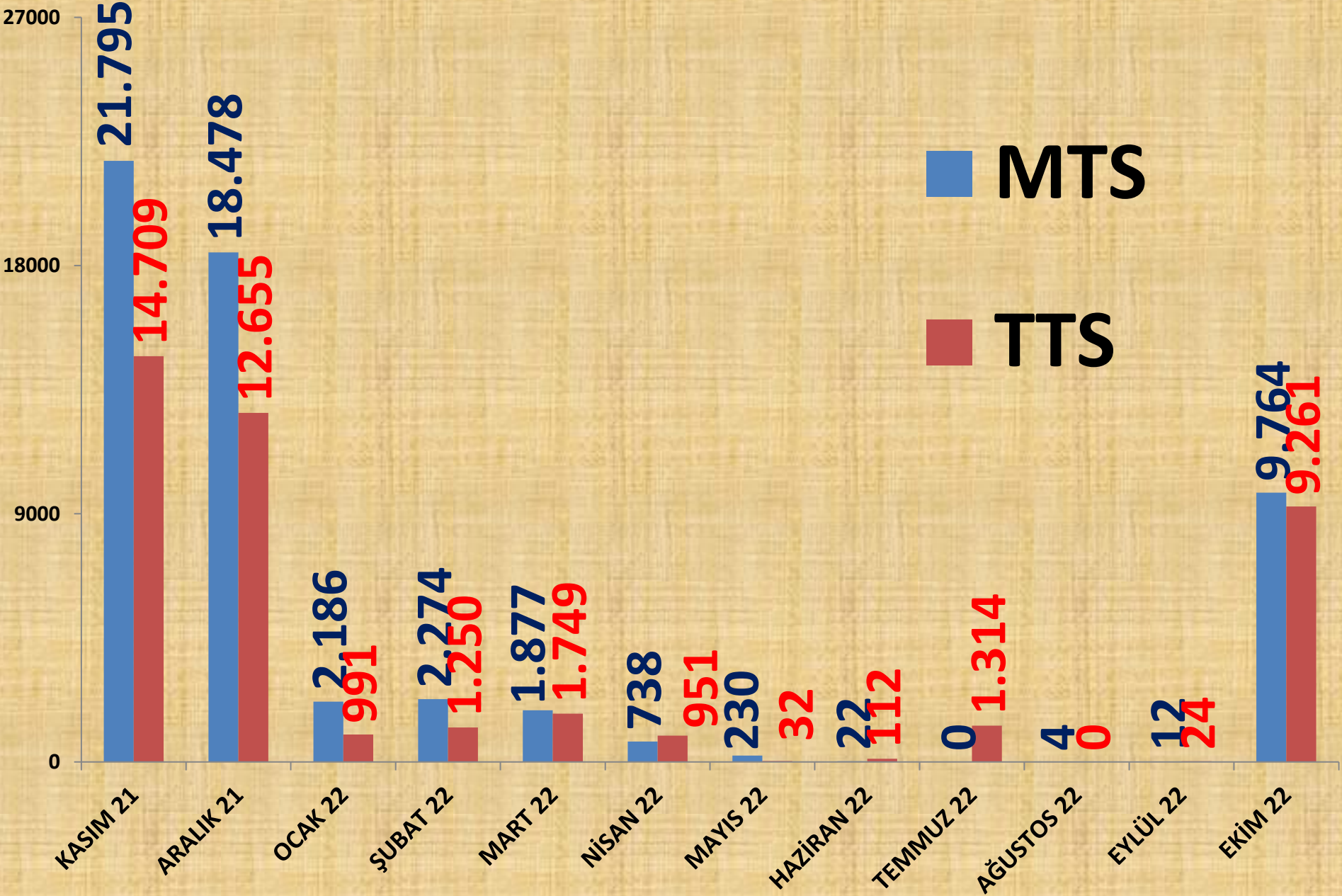
EN ÇOK FİYAT	2020 EKİM	2021 EKİM		2022 EKİM	
MTS	1,87 TL	48%	2,77 TL	138%	6,60 TL
TTS	1,78 TL	61%	2,86 TL	171%	7,75 TL

ORT. FİYAT	2020 EKİM	2021 EKİM		2022 EKİM	
MTS	1,33 TL	98%	2,63 TL	115%	5,65 TL
TTS	1,58 TL	73%	2,73 TL	116%	5,91 TL

# AYLIK MISIR DANE FİYAT TRENDİ (TL)



# AYLIK MISIR DANE İŞLEM MİKTARI (TON)



**NİSAN 22** **MAYIS 22**

1%

1%

**EKİM 22**  
**17%**

**MART 22**

3%

**ŞUBAT 22**

4%

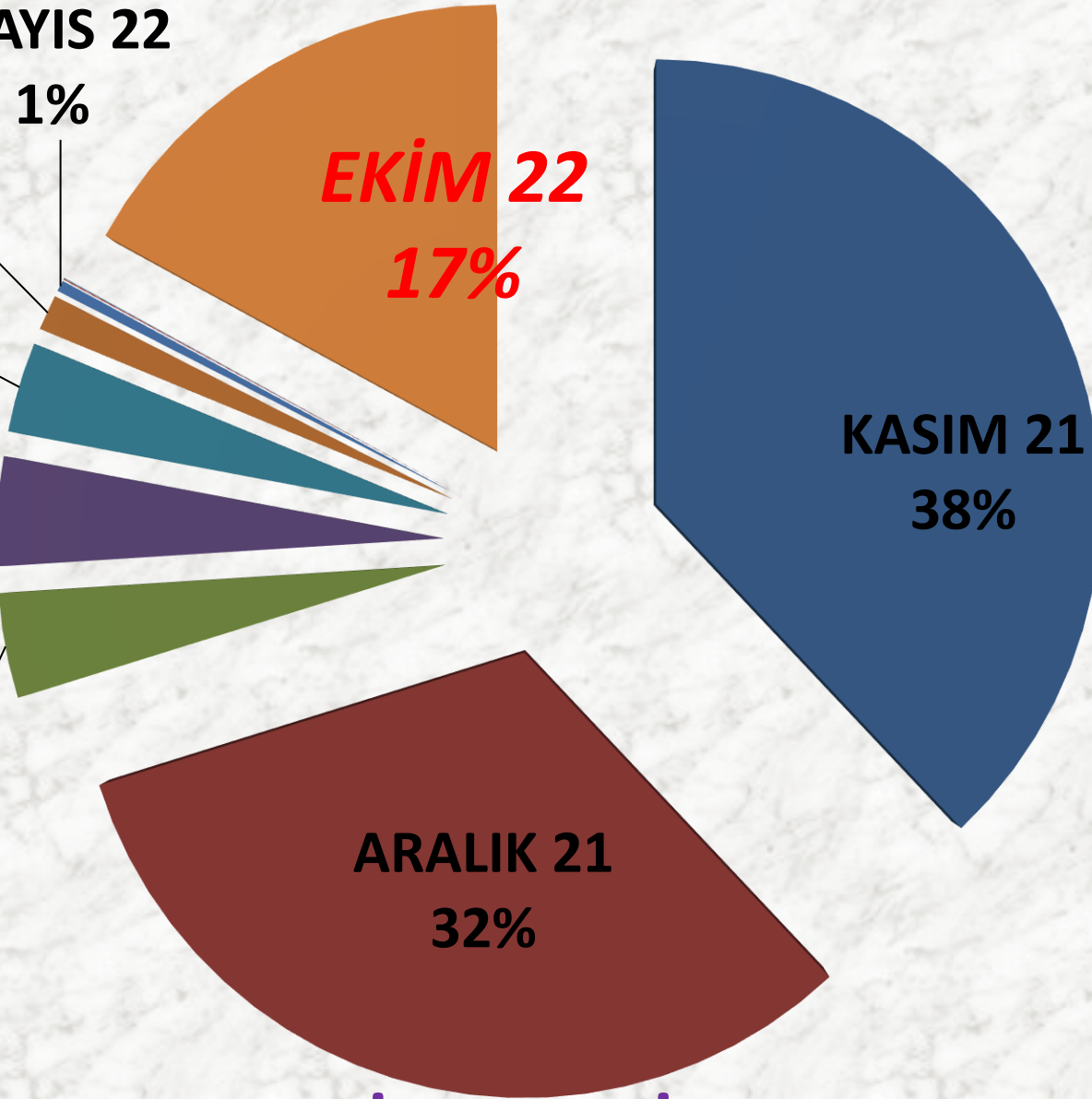
**OCAK 22**

4%

**KASIM 21**  
**38%**

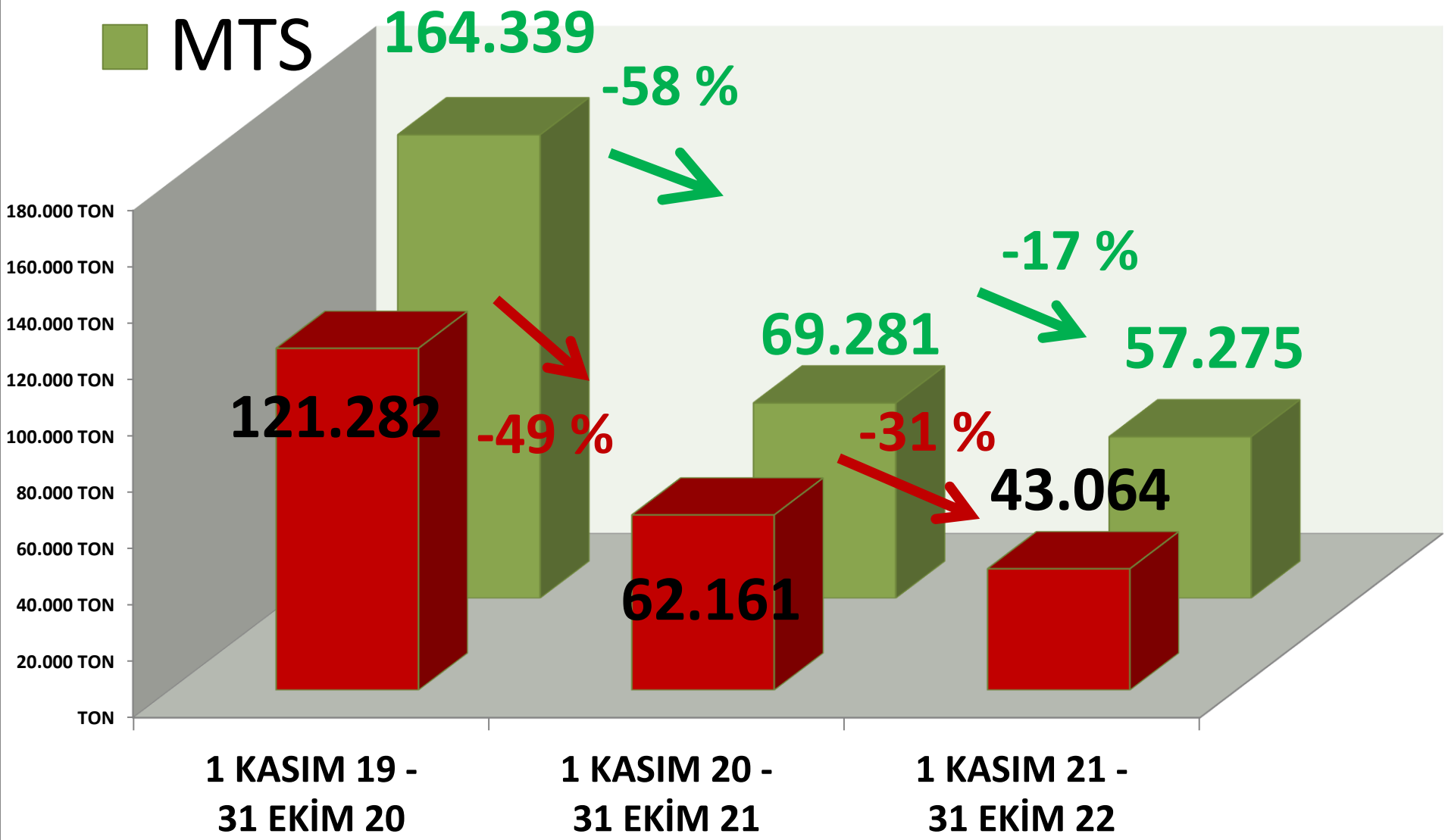
**ARALIK 21**  
**32%**

**MISIR DANE MTS İŞLEM MİKTARI  
ORANLARI**

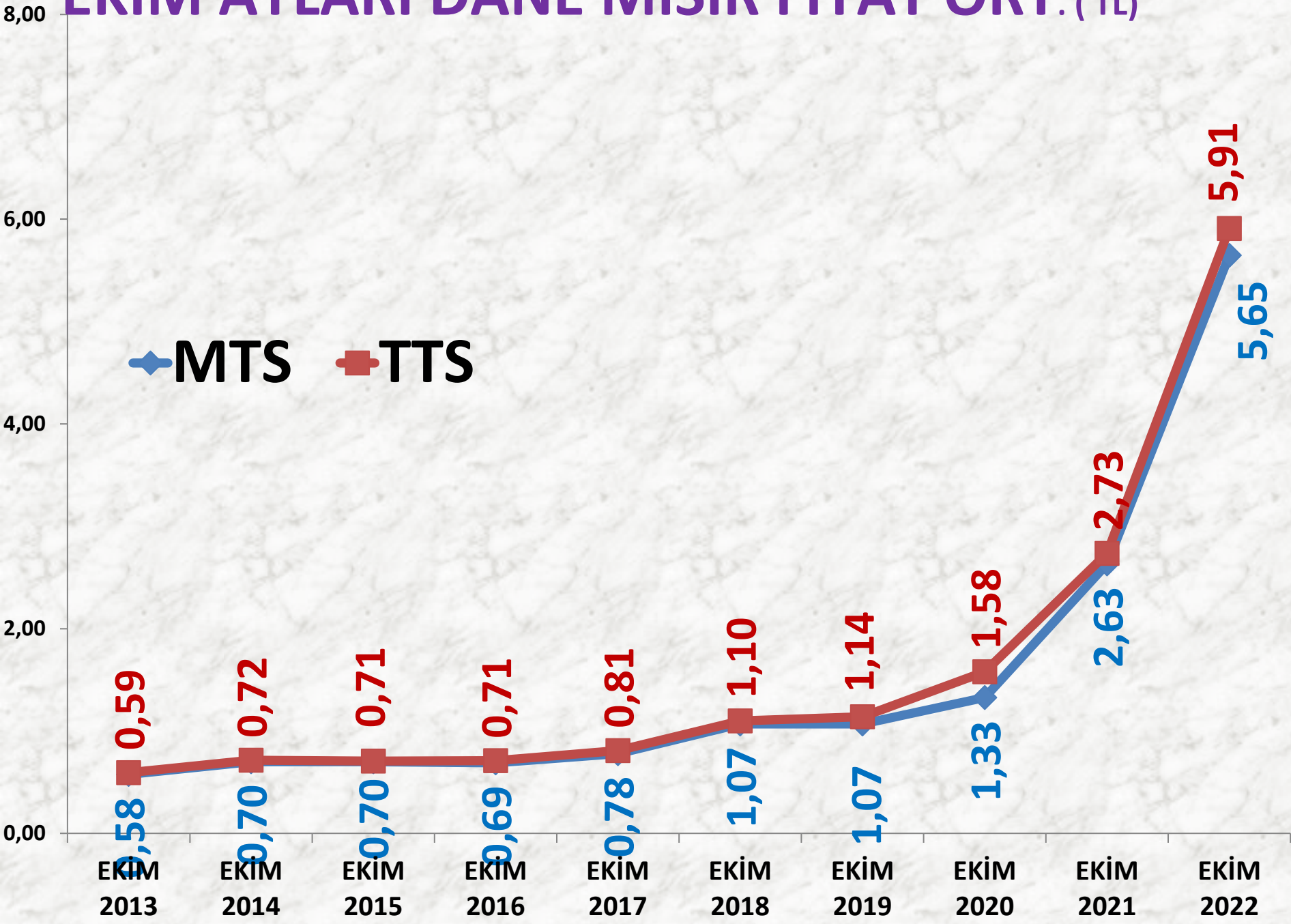


# TTS YILLIK MISIR DANE İŞLEM MİKTARI (TON)

■ TTS  
■ MTS



# EKİM AYLARI DANE MISIR FİYAT ORT. (TL)



# NOHUT

<b>İŞLEM HACMİ (TON)</b>	<b>2020 EKİM</b>	<b>2021 EKİM</b>		<b>2022 EKİM</b>	
<i>MTS</i>	<b>850 TON</b>	<b>-45%</b>	<b>468 TON</b>	<b>126%</b>	<b>1.060 TON</b>
<i>TTS</i>	<b>366 TON</b>	<b>-64%</b>	<b>133 TON</b>	<b>-100%</b>	<b>TON</b>

<b>EN AZ FİYAT</b>	<b>2020 EKİM</b>	<b>2021 EKİM</b>		<b>2022 EKİM</b>	
<i>MTS</i>	<b>3,00 TL</b>	<b>136%</b>	<b>7,08 TL</b>	<b>89%</b>	<b>13,37 TL</b>
<i>TTS</i>	<b>2,00 TL</b>	<b>200%</b>	<b>6,00 TL</b>	<b>-</b>	<b>-</b>

<b>EN ÇOK FİYAT</b>	<b>2020 EKİM</b>	<b>2021 EKİM</b>		<b>2022 EKİM</b>	
<i>MTS</i>	<b>11,91 TL</b>	<b>33%</b>	<b>15,88 TL</b>	<b>133%</b>	<b>37,00 TL</b>
<i>TTS</i>	<b>7,50 TL</b>	<b>47%</b>	<b>11,00 TL</b>	<b>-</b>	<b>-</b>

<b>ORT. FİYAT</b>	<b>2020 EKİM</b>	<b>2021 EKİM</b>		<b>2022 EKİM</b>	
<i>MTS</i>	<b>5,97 TL</b>	<b>58%</b>	<b>9,45 TL</b>	<b>141%</b>	<b>22,77 TL</b>
<i>TTS</i>	<b>4,78 TL</b>	<b>83%</b>	<b>8,72 TL</b>	<b>-</b>	<b>-</b>

# NOHUT DOĞAL

İŞLEM HACMİ (TON)	2020 EKİM	2021 EKİM		2022 EKİM	
MTS	100 TON	-100%	0	-	190 TON
TTS	231 TON	-96%	10 TON	-100%	0

EN AZ FİYAT	2020 EKİM	2021 EKİM		2022 EKİM	
MTS	3,00 TL	-	-	-	13,37 TL
TTS	3,50 TL	71%	6,00 TL	-	-

EN ÇOK FİYAT	2020 EKİM	2021 EKİM		2022 EKİM	
MTS	5,00 TL	-	-	-	17,50 TL
TTS	5,02 TL	20%	6,00 TL	-	-

ORT. FİYAT	2020 EKİM	2021 EKİM		2022 EKİM	
MTS	4,58 TL	-	-	-	14,72 TL
TTS	4,41 TL	36%	6,00 TL	-	-

# NOHUT - ELENMİŞ

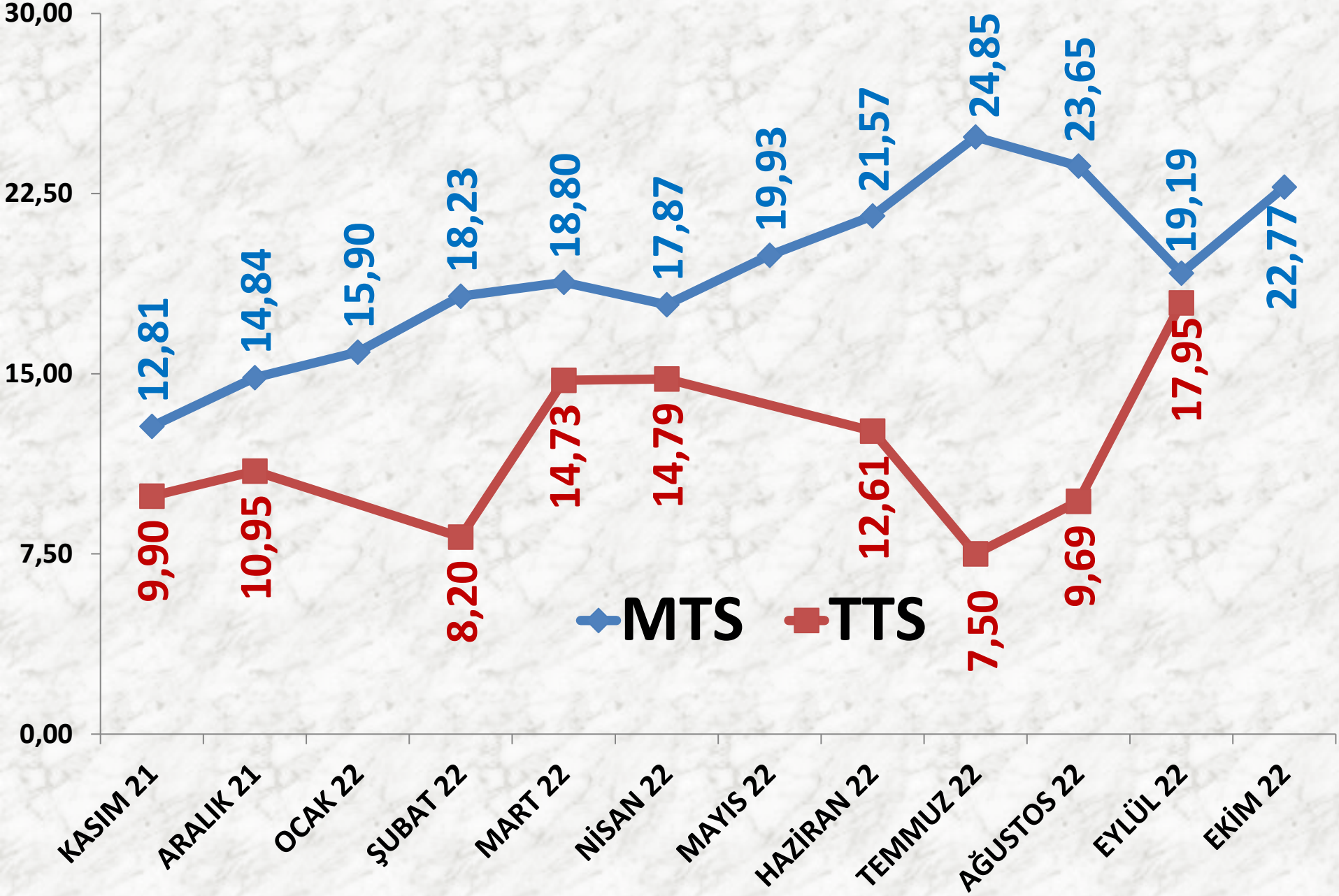
İŞLEM HACMİ (TON)	2020 EKİM	2021 EKİM		2022 EKİM	
MTS	584 TON	-20%	468 TON	86%	870 TON
TTS	120 TON	2%	122 TON	-100%	0

EN AZ FİYAT	2020 EKİM	2021 EKİM		2022 EKİM	
MTS	5,80 TL	22%	7,08 TL	154%	18,00 TL
TTS	5,00 TL	48%	7,38 TL	-	-

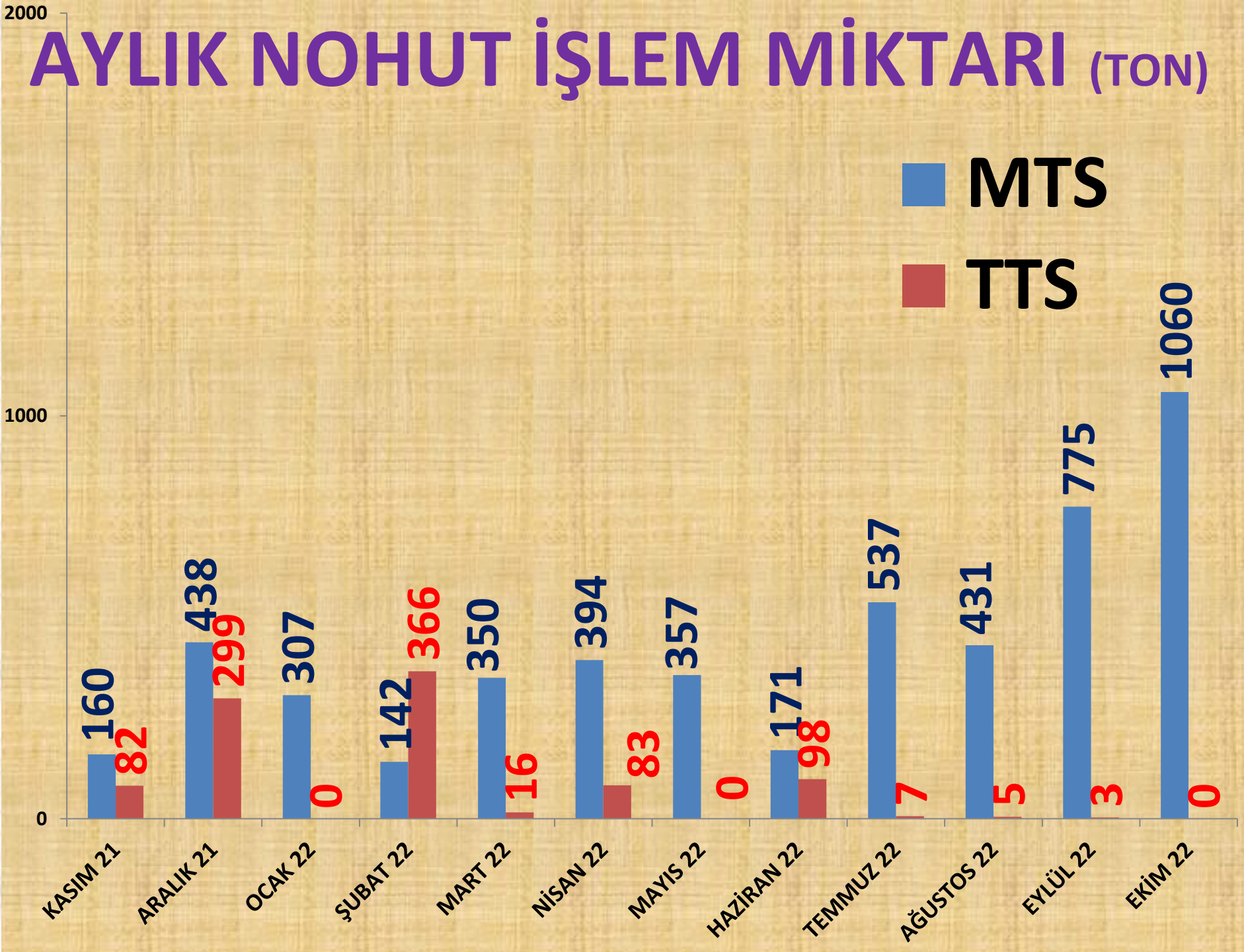
EN ÇOK FİYAT	2020 EKİM	2021 EKİM		2022 EKİM	
MTS	11,91 TL	33%	15,88 TL	133%	37,00 TL
TTS	7,50 TL	47%	11,00 TL	-	-

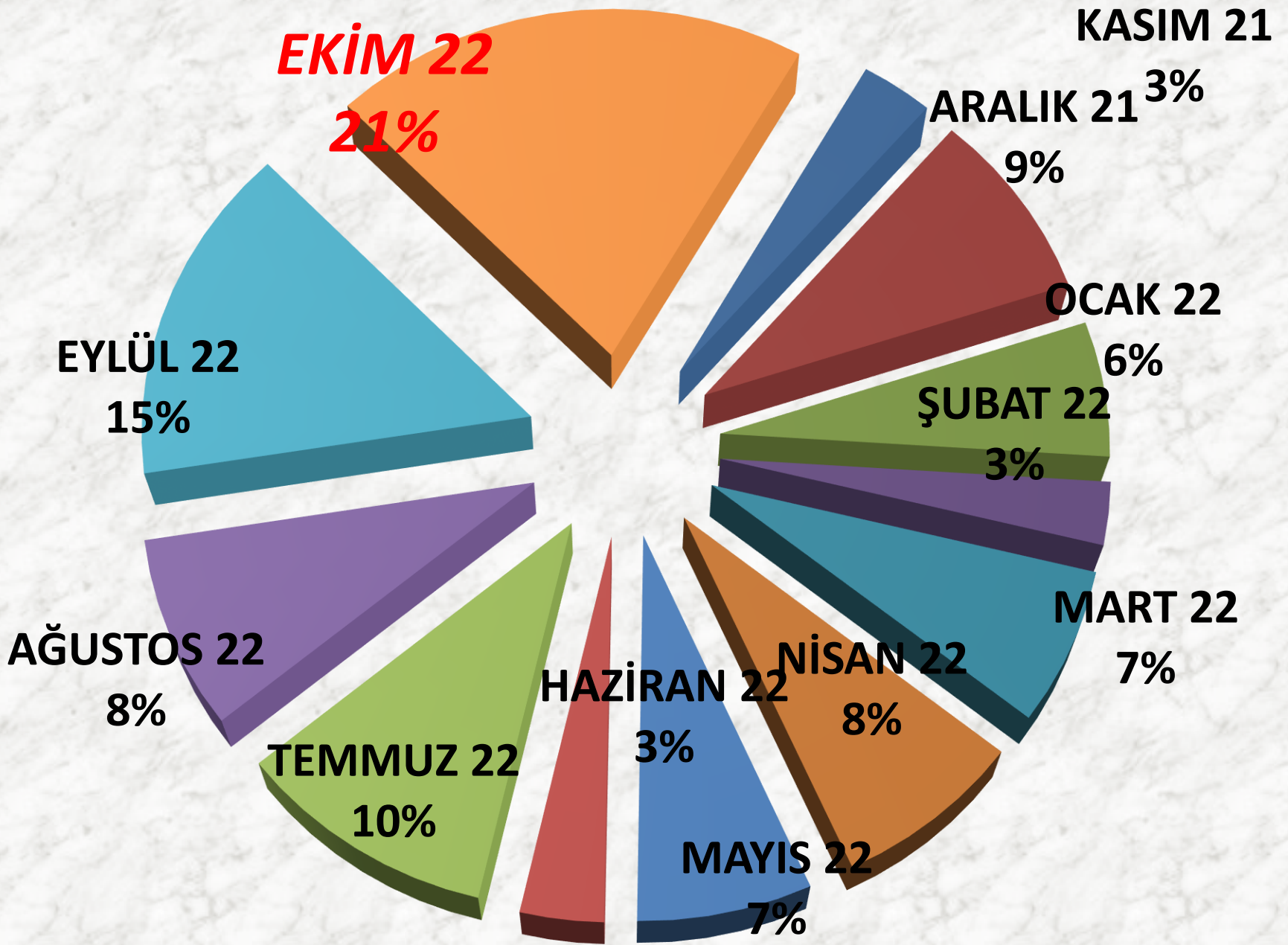
ORT. FİYAT	2020 EKİM	2021 EKİM		2022 EKİM	
MTS	7,47 TL	26%	9,45 TL	160%	24,53 TL
TTS	5,74 TL	56%	8,96 TL	-	-

# AYLIK NOHUT FİYAT TRENDİ (TL)



# AYLIK NOHUT İŞLEM MİKTARI (TON)



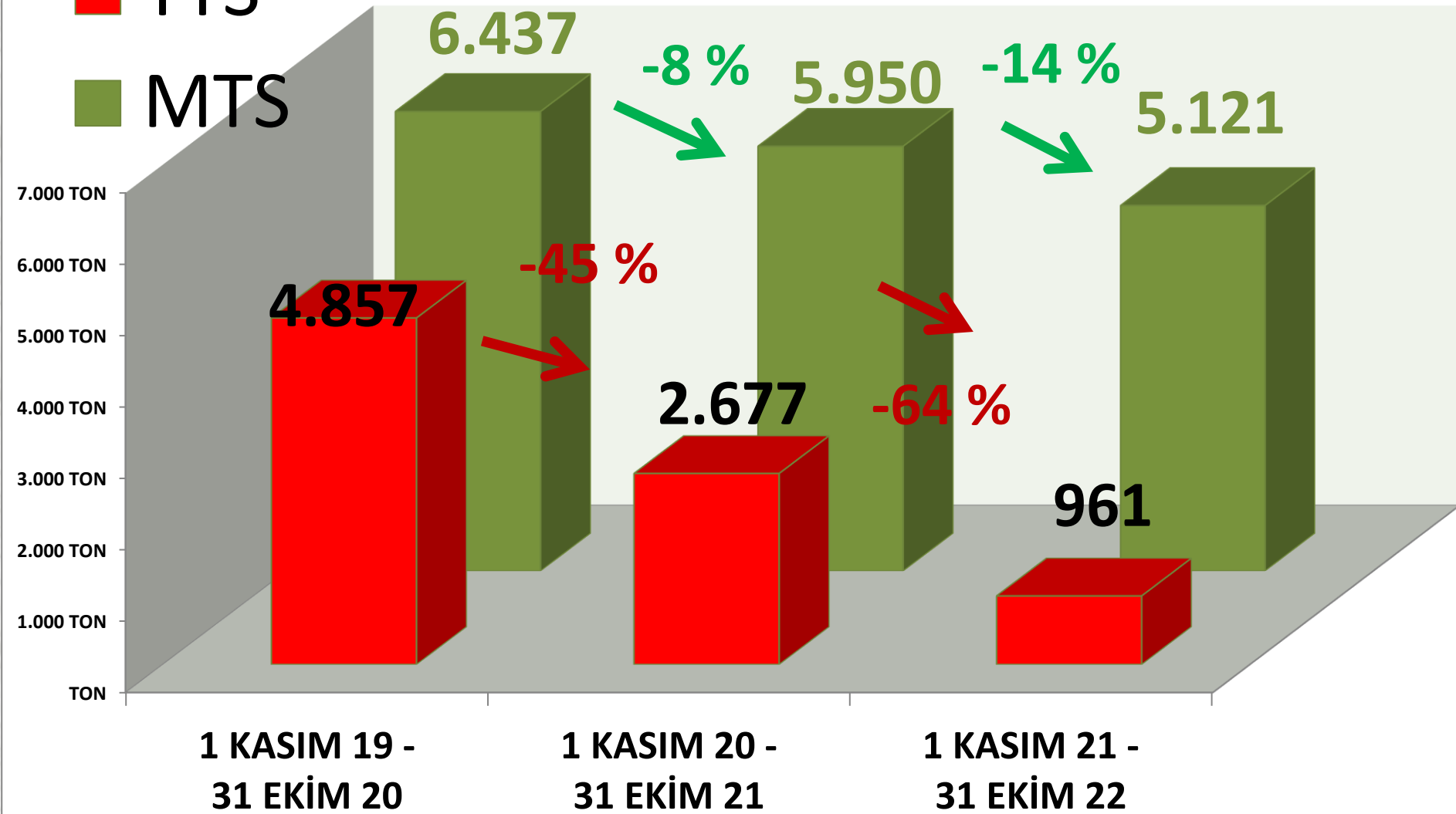


## AYLIK NOHUT MTS İŞLEM MİKTARI ORANLARI

# YILLIK TOPLAM NOHUT İŞLEM MİKTARI (TON)

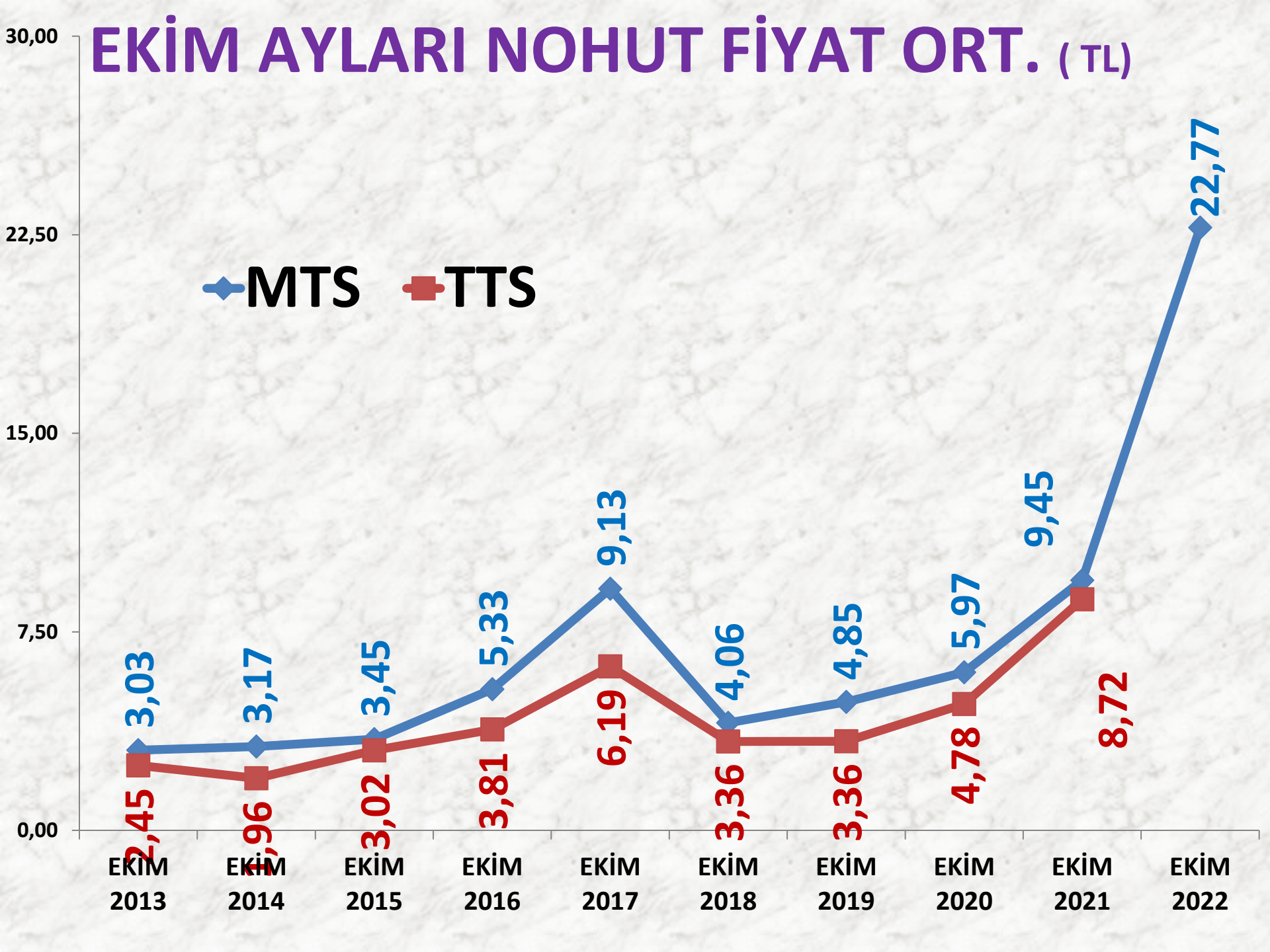
■ TTS

■ MTS



# EKİM AYLARI NOHUT FİYAT ORT. (TL)

◆ MTS ■ TTS



# BEYAZ LEBLEBİ

## LEBLEBİ BEYAZ 8,50 mm

İŞLEM MİKTARI(TON)	2020 EKİM	2021 EKİM		2022 EKİM	
TTS	11 TON	-12%	10 TON	-70%	3 TON

## LEBLEBİ BEYAZ 9 mm

İŞLEM MİKTARI (TON)	2020 EKİM	2021 EKİM		2022 EKİM	
TTS	129 TON	-76%	31 TON	103%	62 TON

# BEYAZ LEBLEBİ

## LEBLEBİ BEYAZ 9+ 9,50 mm

<b>İŞLEM MİKTARI (TON)</b>	<b>2020 EKİM</b>	<b>2021 EKİM</b>		<b>2022 EKİM</b>	
<b>TTS</b>	<b>79 TON</b>	<b>-30%</b>	<b>55 TON</b>	<b>-68%</b>	<b>18 TON</b>

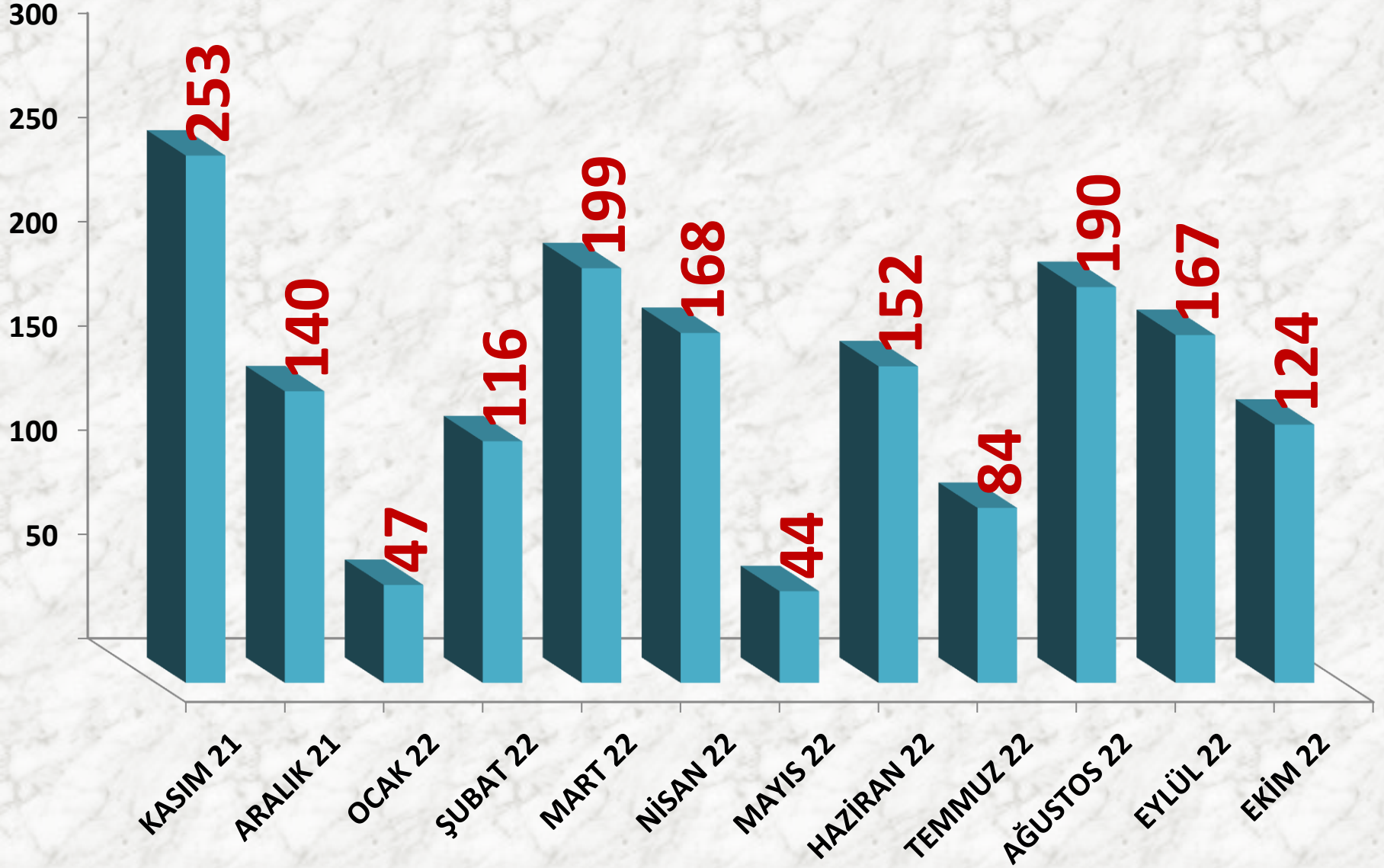
## LEBLEBİ BEYAZ Elenti

<b>İŞLEM MİKTARI (TON)</b>	<b>2020 EKİM</b>	<b>2021 EKİM</b>		<b>2022 EKİM</b>	
<b>TTS</b>	<b>0</b>	<b>-</b>	<b>0</b>	<b>-</b>	<b>41 TON</b>

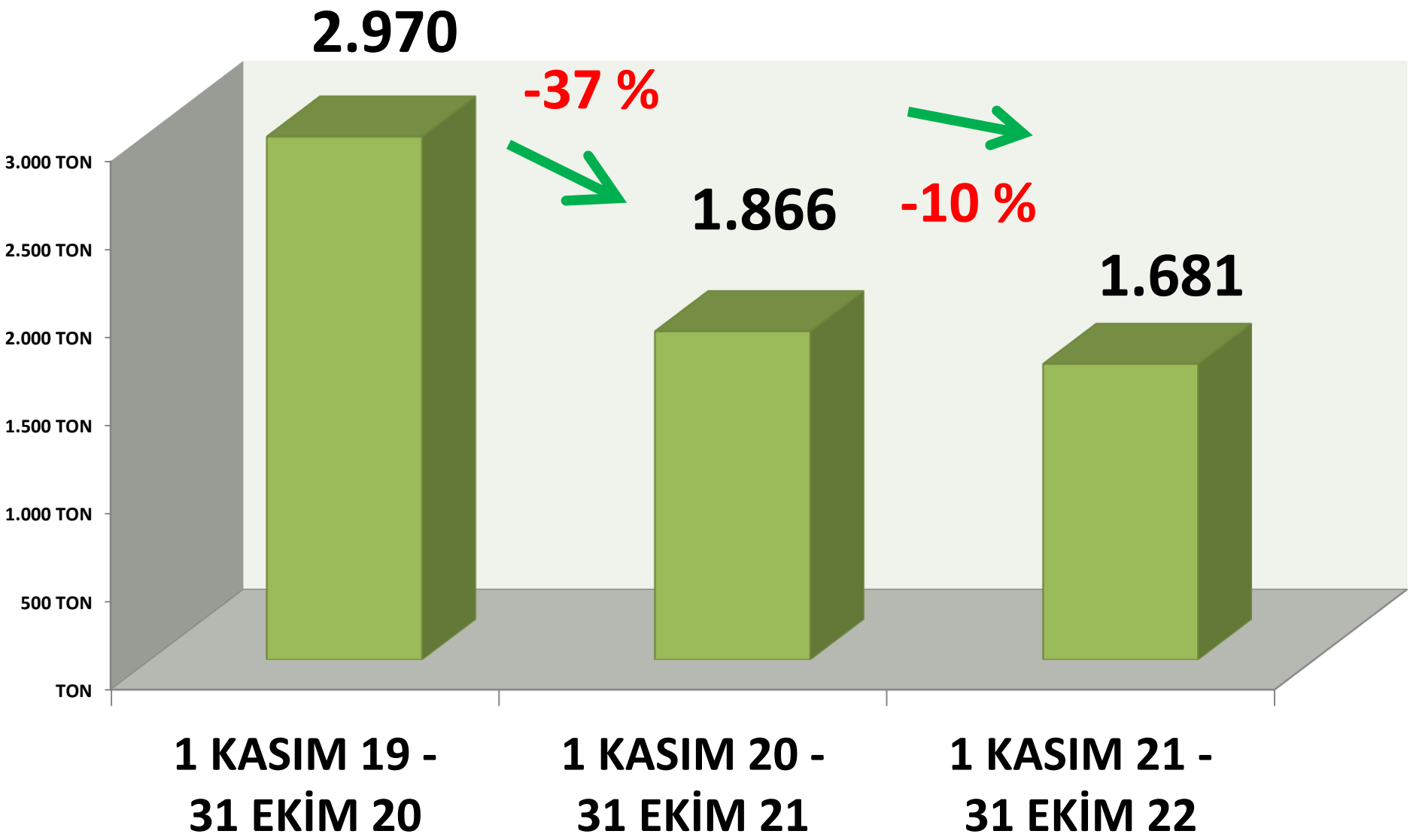
## LEBLEBİ BEYAZ TOPLAM

<b><u>İŞLEM MİKTARI (TON)</u></b>	<b><u>2020 EKİM</u></b>	<b><u>2021 EKİM</u></b>		<b><u>2022 EKİM</u></b>	
<b><u>TTS</u></b>	<b><u>219 TON</u></b>	<b><u>-56%</u></b>	<b><u>96 TON</u></b>	<b><u>29%</u></b>	<b><u>124 TON</u></b>

# Leblebi Beyaz İşlem Miktarı (Ton)



# YILLIK TOPLAM BEYAZ LEBLEBİ İŞLEM MİKTARI (TON)



## LEBLEBİ BEYAZ 8,50 mm FİYATLARI

	2020 EKİM	2021 EKİM		2022 EKİM	
EN AZ	6,50 TL	38%	9,00 TL	211%	28,00 TL
EN ÇOK	8,00 TL	88%	15,00 TL	87%	28,00 TL
ORTALAMA	6,77 TL	85%	12,51 TL	124%	28,00 TL

## LEBLEBİ BEYAZ 9 mm FİYATLARI

	2020 EKİM	2021 EKİM		2022 EKİM	
EN AZ	11,00 TL	73%	19,00 TL	132%	44,00 TL
EN ÇOK	14,00 TL	79%	25,00 TL	100%	50,00 TL
ORTALAMA	14,42 TL	38%	19,90 TL	128%	45,29 TL

## LEBLEBİ BEYAZ 9+ 9,50 mm FİYATLARI

	2020 EKİM	2021 EKİM		2022 EKİM	
EN AZ	8,00 TL	88%	15,00 TL	127%	34,00 TL
EN ÇOK	11,00 TL	73%	19,00 TL	111%	40,00 TL
ORTALAMA	10,03 TL	65%	16,52 TL	124%	37,07 TL

## LEBLEBİ BEYAZ ELENTİ FİYATLARI

	2020 EKİM	2021 EKİM		2022 EKİM	
ORTALAMA	-	-	-	-	16,66 TL

# SARI LEBLEBİ

## LEBLEBİ SARI 9 mm

İŞLEM MİKTARI (TON)	2020 EKİM	2021 EKİM		2022 EKİM	
TTS	156 TON	-77%	36 TON	-13%	31 TON

## LEBLEBİ SARI 9,50 mm

İŞLEM MİKTARI (TON)	2020 EKİM	2021 EKİM		2022 EKİM	
TTS	404 TON	-83%	68 TON	-90%	7 TON

## LEBLEBİ SARI 9,75 mm

İŞLEM MİKTARI (TON)	2020 EKİM	2021 EKİM		2022 EKİM	
TTS	573 TON	-16%	479 TON	-85%	71 TON

## LEBLEBİ SARI 10 mm

İŞLEM MİKTARI (TON)	2020 EKİM	2021 EKİM		2022 EKİM	
TTS	348 TON	-71%	101 TON	-19%	82 TON

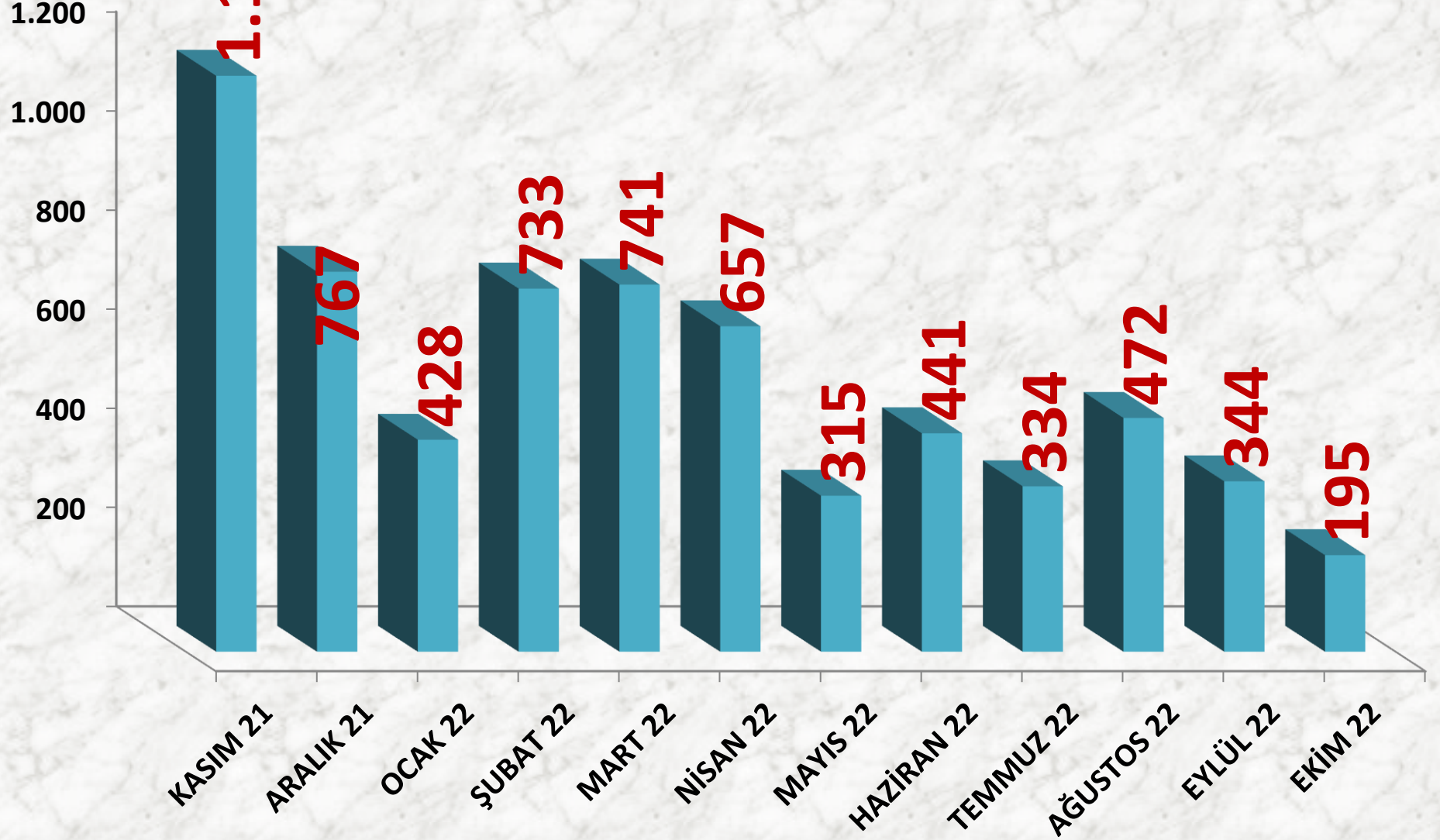
## LEBLEBİ SARI Kalburaltı

İŞLEM MİKTARI (TON)	2020 EKİM	2021 EKİM		2022 EKİM	
TTS	15 TON	-93%	1 TON	300%	4 TON

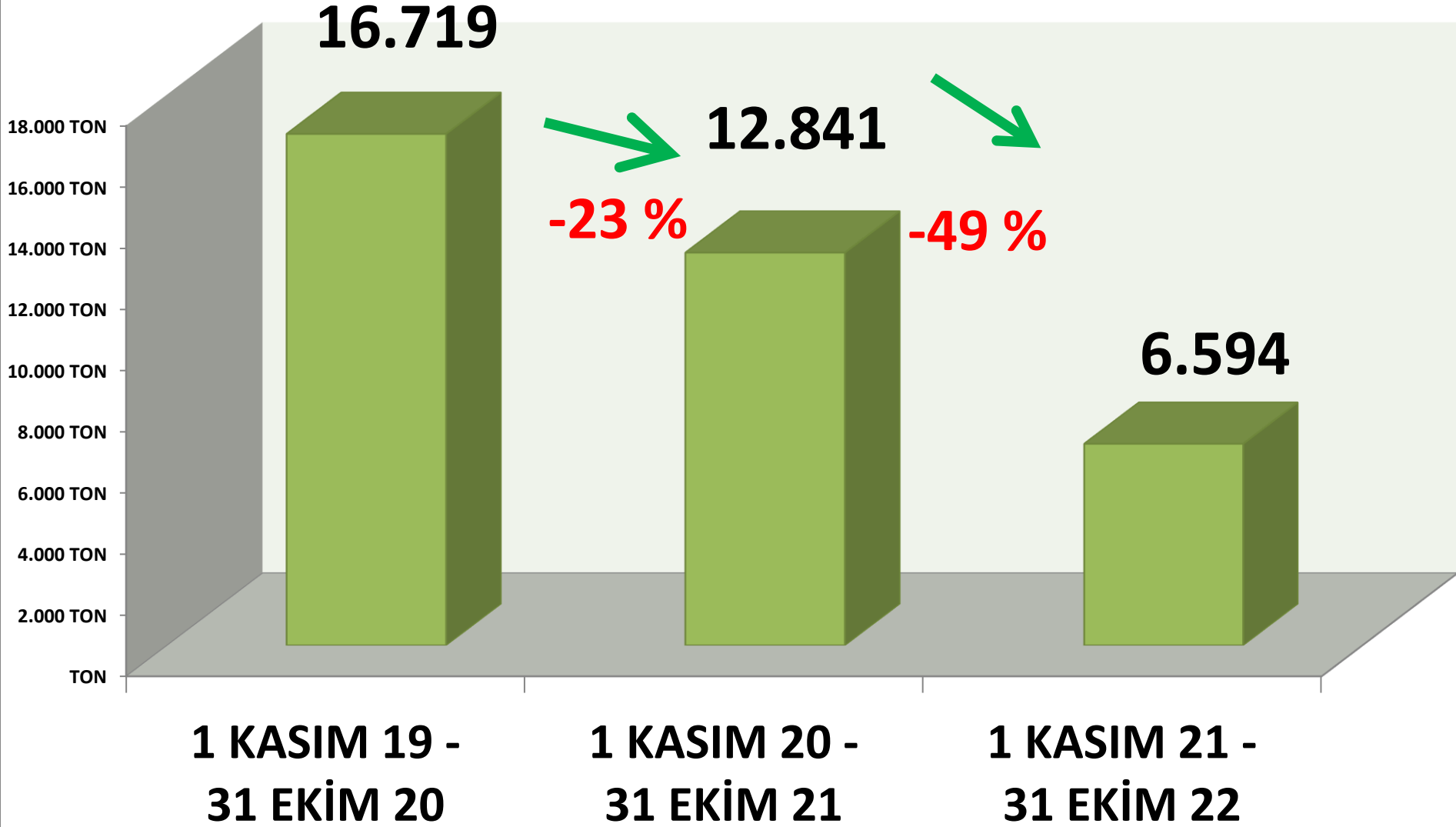
## LEBLEBİ SARI TOPLAM

İŞLEM MİKTARI (TON)	<u>2020 EKİM</u>	<u>2021 EKİM</u>		<u>2022 EKİM</u>	
<u>TTS</u>	<u>1.497 TON</u>	-54%	<u>685 TON</u>	-72%	<u>195 TON</u>

# Leblebi Sarı İşlem Miktarı (Ton)



# YILLIK TOPLAM SARI LEBLEBİ İŞLEM MİKTARI (TON)



## LEBLEBİ SARI 9 mm FİYATLARI

	2020 EKİM	2021 EKİM		2022 EKİM	
EN AZ	5,50 TL	64%	9,00 TL	122%	20,00 TL
EN ÇOK	7,00 TL	71%	12,00 TL	150%	30,00 TL
ORTALAMA	6,51 TL	63%	10,64 TL	138%	25,34 TL

## LEBLEBİ SARI 9,50 mm FİYATLARI

	2020 EKİM	2021 EKİM		2022 EKİM	
EN AZ	7,25 TL	66%	12,00 TL	167%	32,00 TL
EN ÇOK	9,00 TL	67%	15,00 TL	127%	34,00 TL
ORTALAMA	8,22 TL	69%	13,92 TL	141%	33,49 TL

## LEBLEBİ SARI 9,75 mm FİYATLARI

	2020 EKİM	2021 EKİM		2022 EKİM	
EN AZ	9,05 TL	66%	15,00 TL	138%	35,75 TL
EN ÇOK	11,00 TL	64%	18,00 TL	122%	40,00 TL
ORTALAMA	10,07 TL	63%	16,37 TL	136%	38,58 TL

## LEBLEBİ SARI 10 mm FİYATLARI

	2020 EKİM	2021 EKİM		2022 EKİM	
EN AZ	11,25 TL	60%	18,00 TL	128%	41,00 TL
EN ÇOK	16,50 TL	42%	23,50 TL	130%	54,00 TL
ORTALAMA	12,89 TL	52%	19,55 TL	131%	45,12 TL

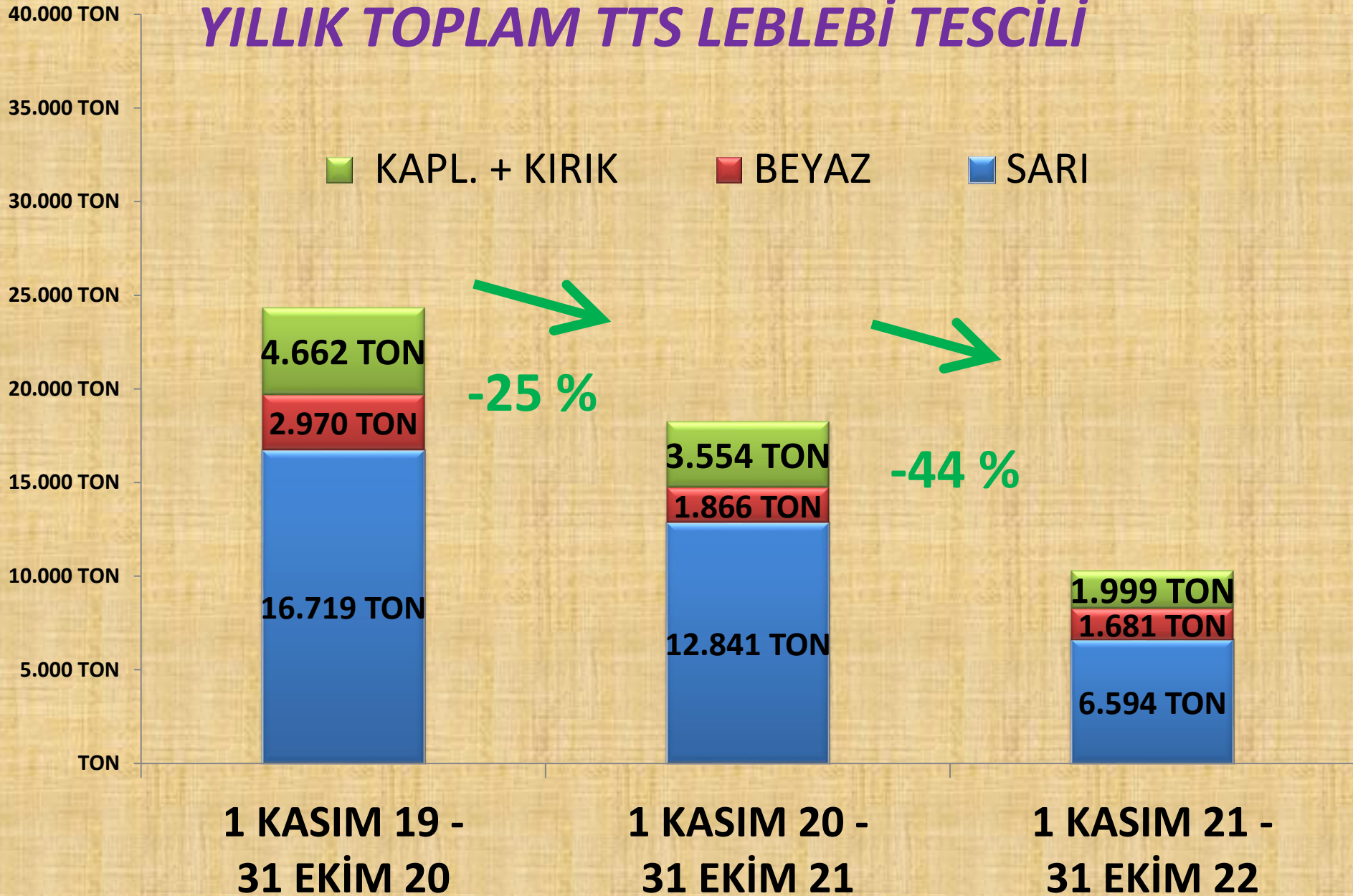
## LEBLEBİ SARI Kalburaltı FİYATLARI

	2020 EKİM	2021 EKİM		2022 EKİM	
ORTALAMA	4,50 TL	72%	7,75 TL	110%	16,29 TL

# YILLIK YURTIÇI TOPLAM LEBLEBİ İŞLEM MİKTARI

MİKTAR	1 KASIM 2019 – 31 EKİM 2020	1 KASIM 2020 – 31 EKİM 2021		1 KASIM 2021 – 31 EKİM 2022	
SARI	16.719 TON	-23%	12.841 TON	-49%	6.594 TON
BEYAZ	2.970 TON	-37%	1.866 TON	-10%	1.681 TON
KAPL.+KIRIK	4.662 TON	-24%	3.554 TON	-44%	1.999 TON
<b><u>LEBLEBİ</u></b> <b><u>TOPLAM</u></b>	24.351 TON	-25%	18.261 TON	-44%	10.273 TON

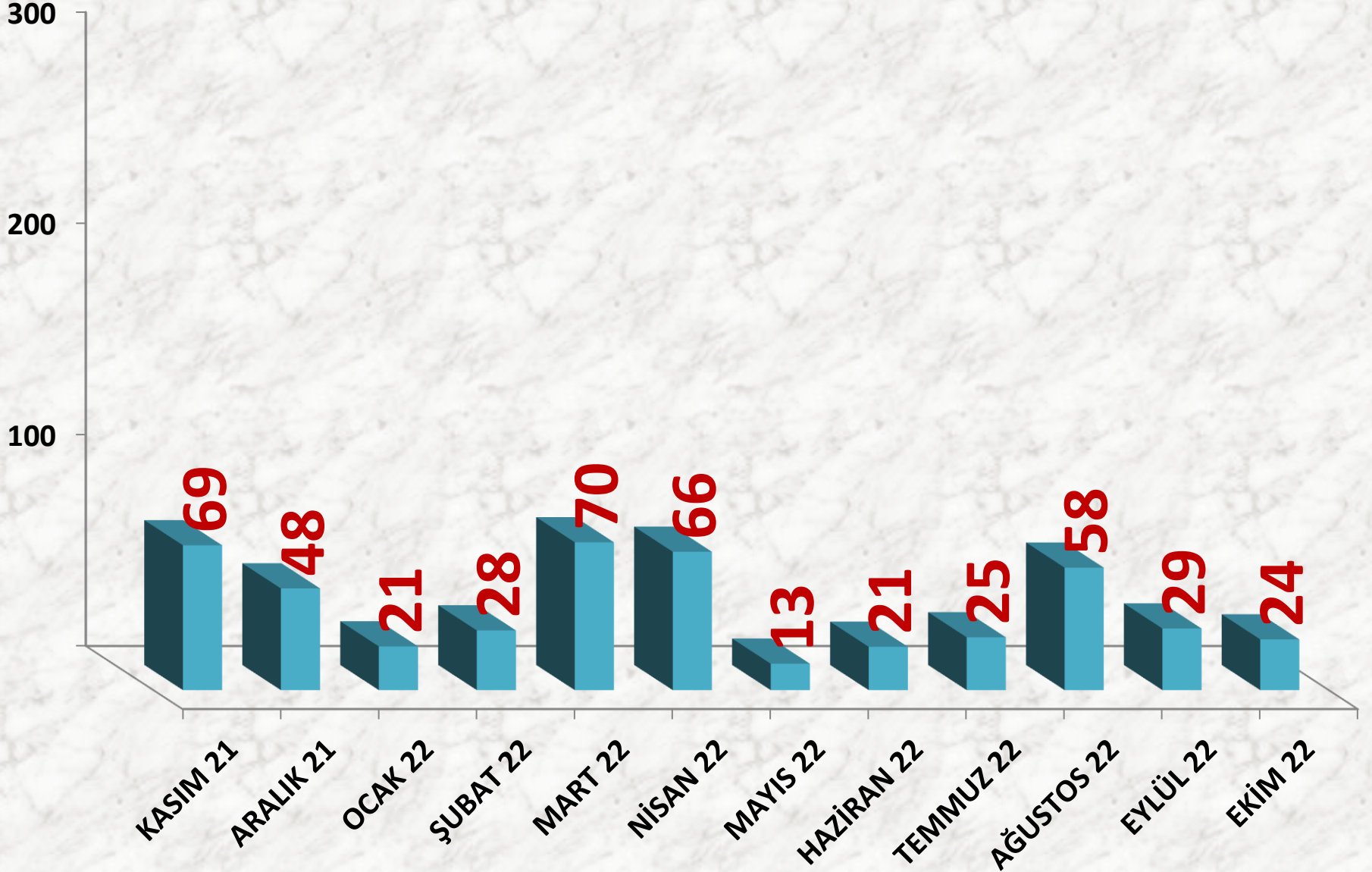
# YILLIK TOPLAM TTS LEBLEBİ TESCİLİ

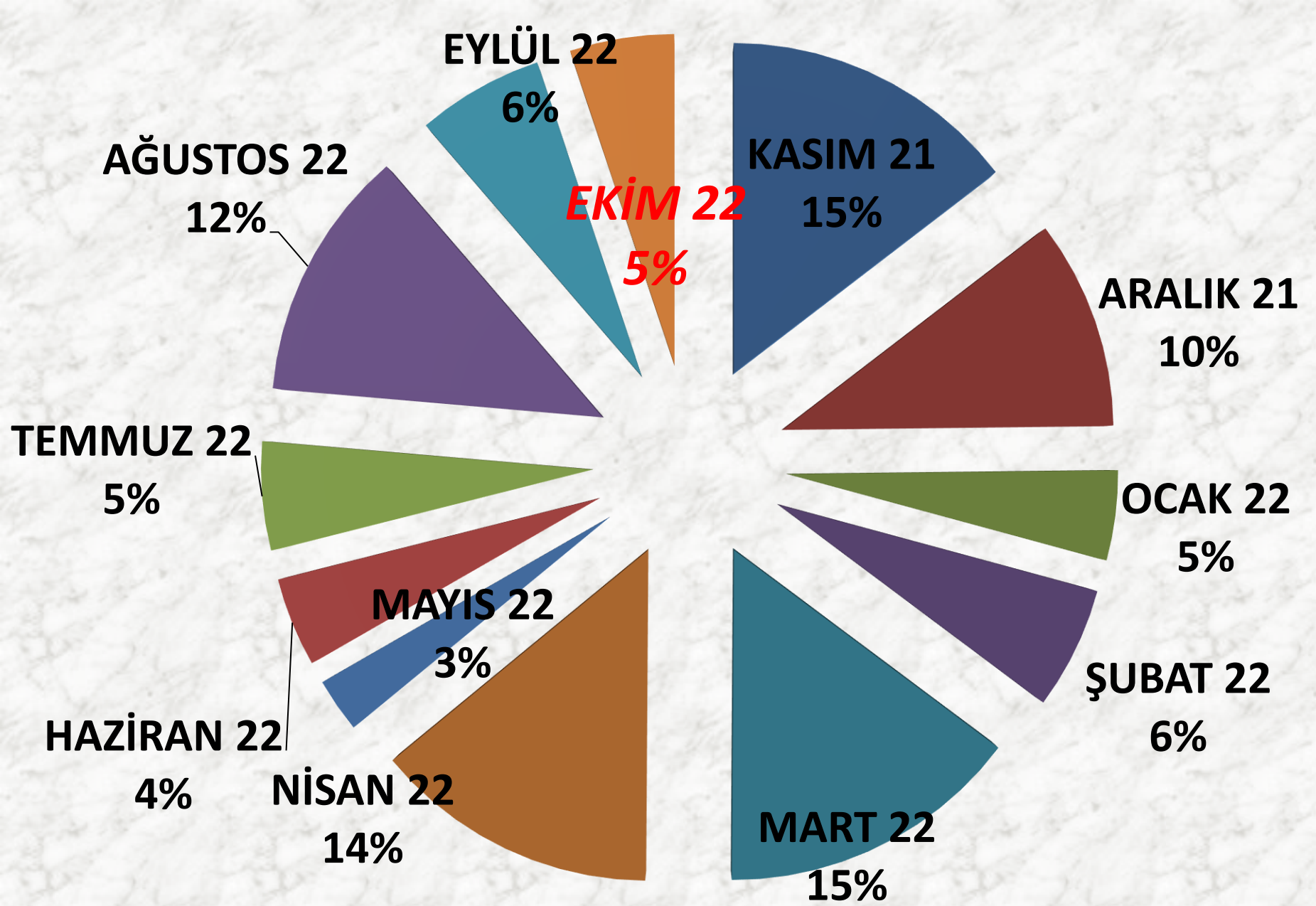


# LEBLEBİ İHRACAT MİKTARLARI

2020 EKİM		2021 EKİM		2022 EKİM	
SARI LEBLEBİ	64.218 kg.	SARI LEBLEBİ	12.924 kg.	SARI LEBLEBİ	18.080 kg.
BEYAZ LEBLEBİ	52.558 kg.	BEYAZ LEBLEBİ	4.796 kg.	BEYAZ LEBLEBİ	4.140 kg.
KAPLAMALI LEBLEBİ	5.502 kg.	KAPLAMALI LEBLEBİ	2.560 kg.	KAPLAMALI LEBLEBİ	1.800 kg.
KIRIK LEBLEBİ	-	KIRIK LEBLEBİ	-	KIRIK LEBLEBİ	-
LEBLEBİ KALBURALTI	-	LEBLEBİ KALBURALTI	4.500 kg.	LEBLEBİ KALBURALTI	-
LEBLEBİ UNU	-	LEBLEBİ UNU	-	LEBLEBİ UNU	-
<b><u>TOPLAM</u></b>	<b>122.278 kg.</b>	<b><u>TOPLAM</u></b>	<b>24.780 kg.</b>	<b><u>TOPLAM</u></b>	<b>24.020 kg.</b>

# Leblebi İhracat (Ton)





## AYLIK LEBLEBİ İHRACAT MİKTARI ORANLARI

# YILLIK TOPLAM LEBLEBİ İHRACAT MİKTARI (TON)

1.182

1.200 TON

1.000 TON

800 TON

600 TON

400 TON

200 TON

TON

679

- 43 %

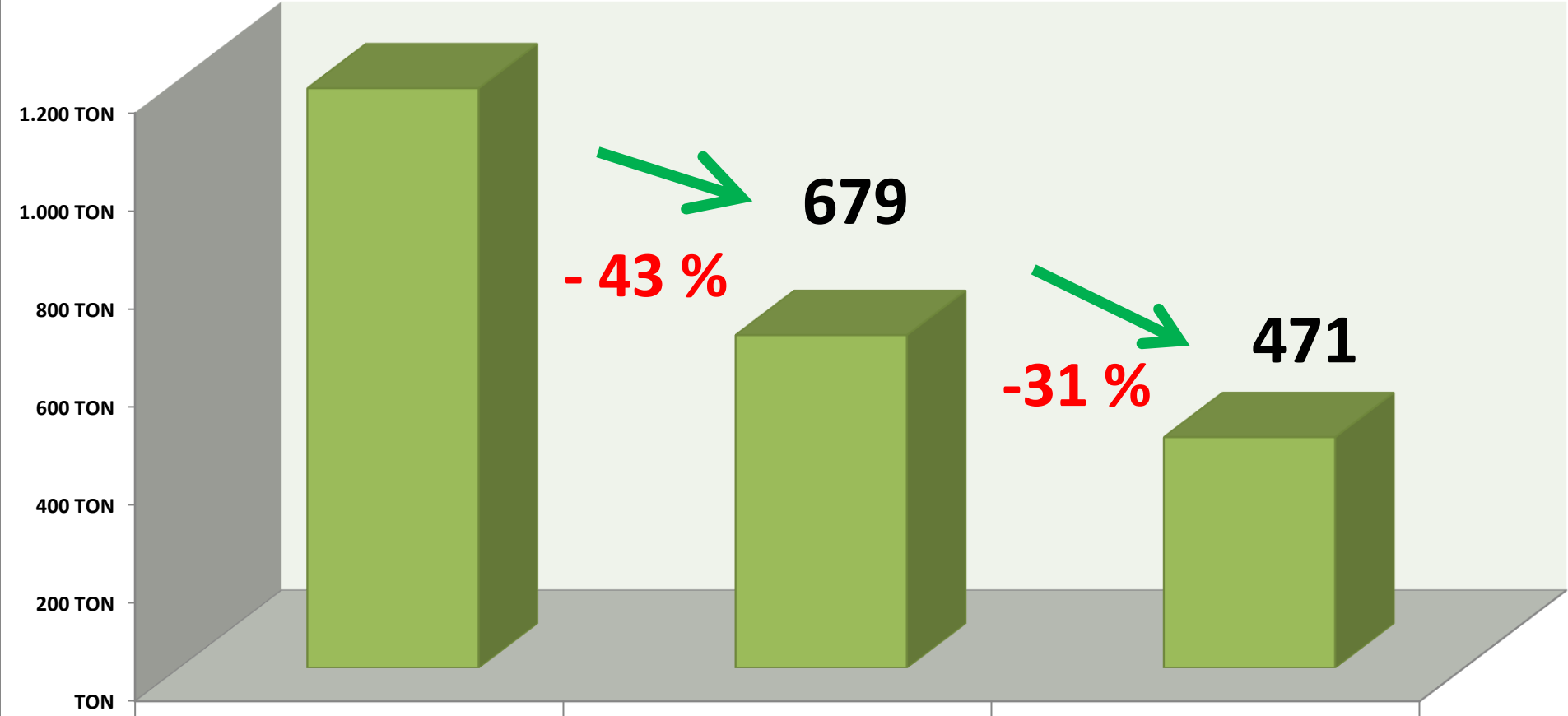
471

-31 %

1 KASIM 19 -  
31 EKİM 20

1 KASIM 20 -  
31 EKİM 21

1 KASIM 21 -  
31 EKİM 22



# AYÇEKİRDEĞİ

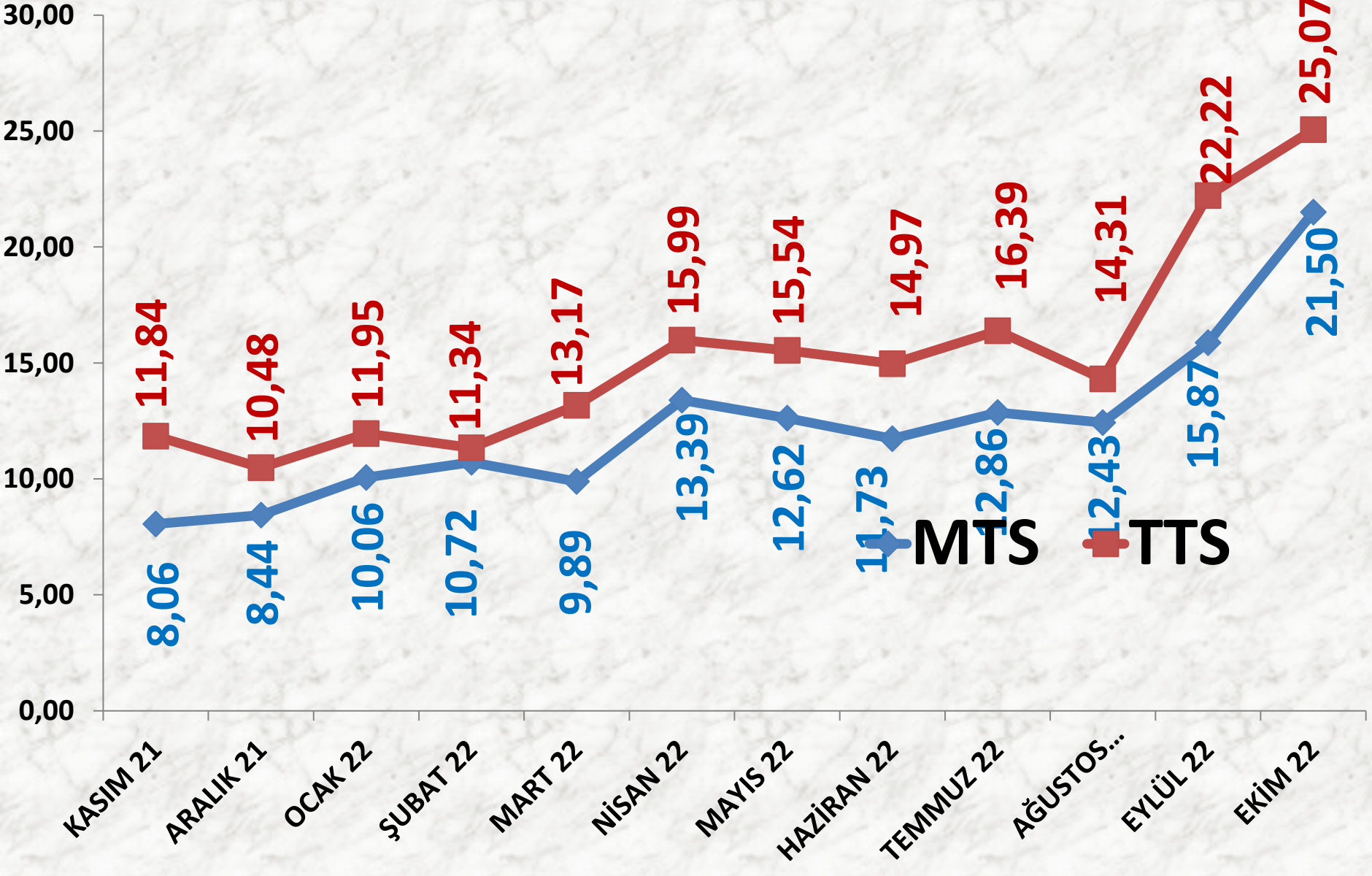
İŞLEM MİKTARI (TON)	2020 EKİM	2021 EKİM		2022 EKİM	
MTS	6096 TON	-59%	2518 TON	60%	4023 TON
TTS	928 TON	105%	1898 TON	219%	6051 TON

EN AZ FİYAT	2020 EKİM	2021 EKİM		2022 EKİM	
MTS	9,80 TL	-20%	7,80 TL	118%	17,00 TL
TTS	10,00 TL	-19%	8,10 TL	54%	12,50 TL

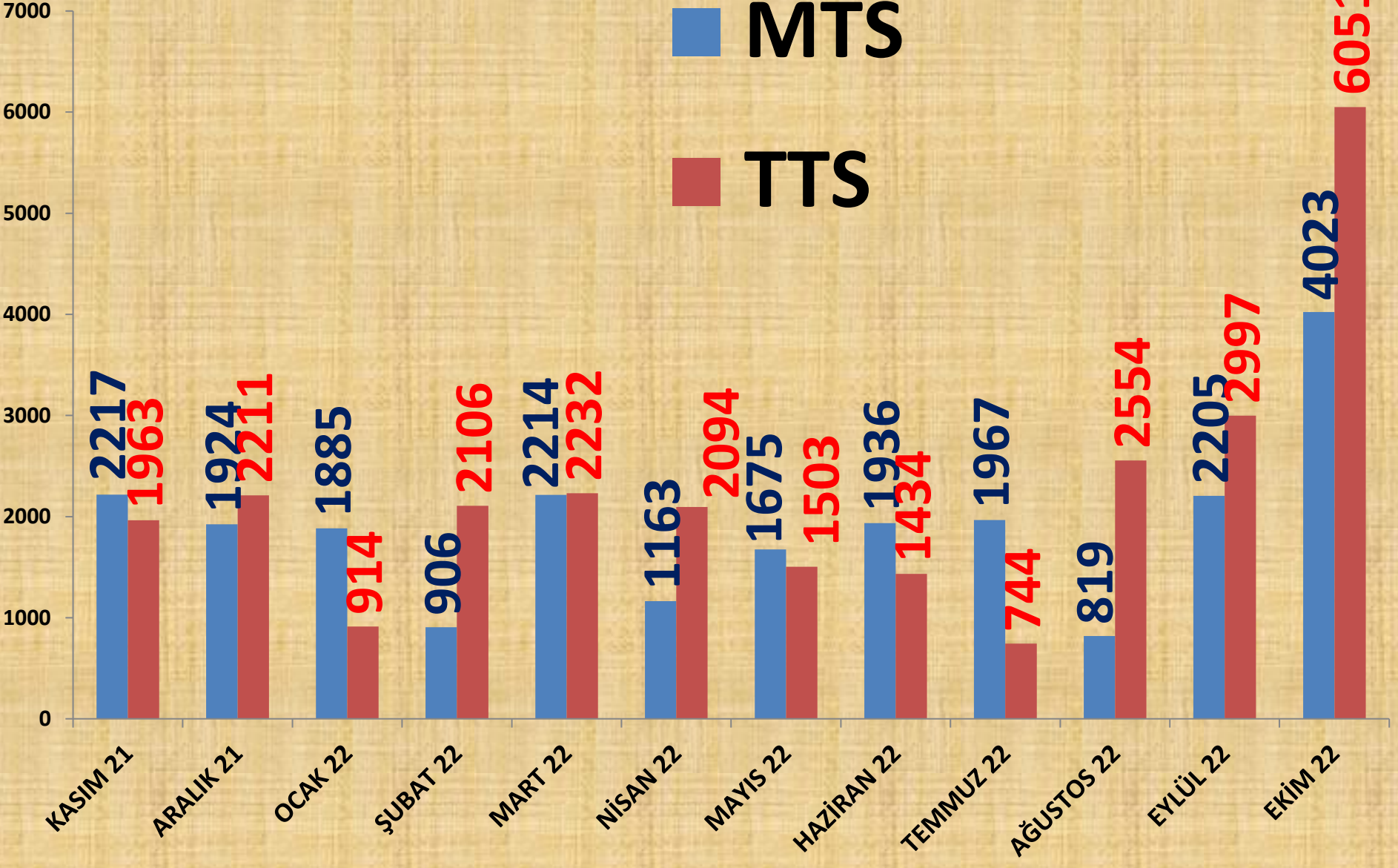
EN ÇOK FİYAT	2020 EKİM	2021 EKİM		2022 EKİM	
MTS	17,70 TL	-6%	16,68 TL	112%	35,40 TL
TTS	18,50 TL	4%	19,29 TL	113%	41,00 TL

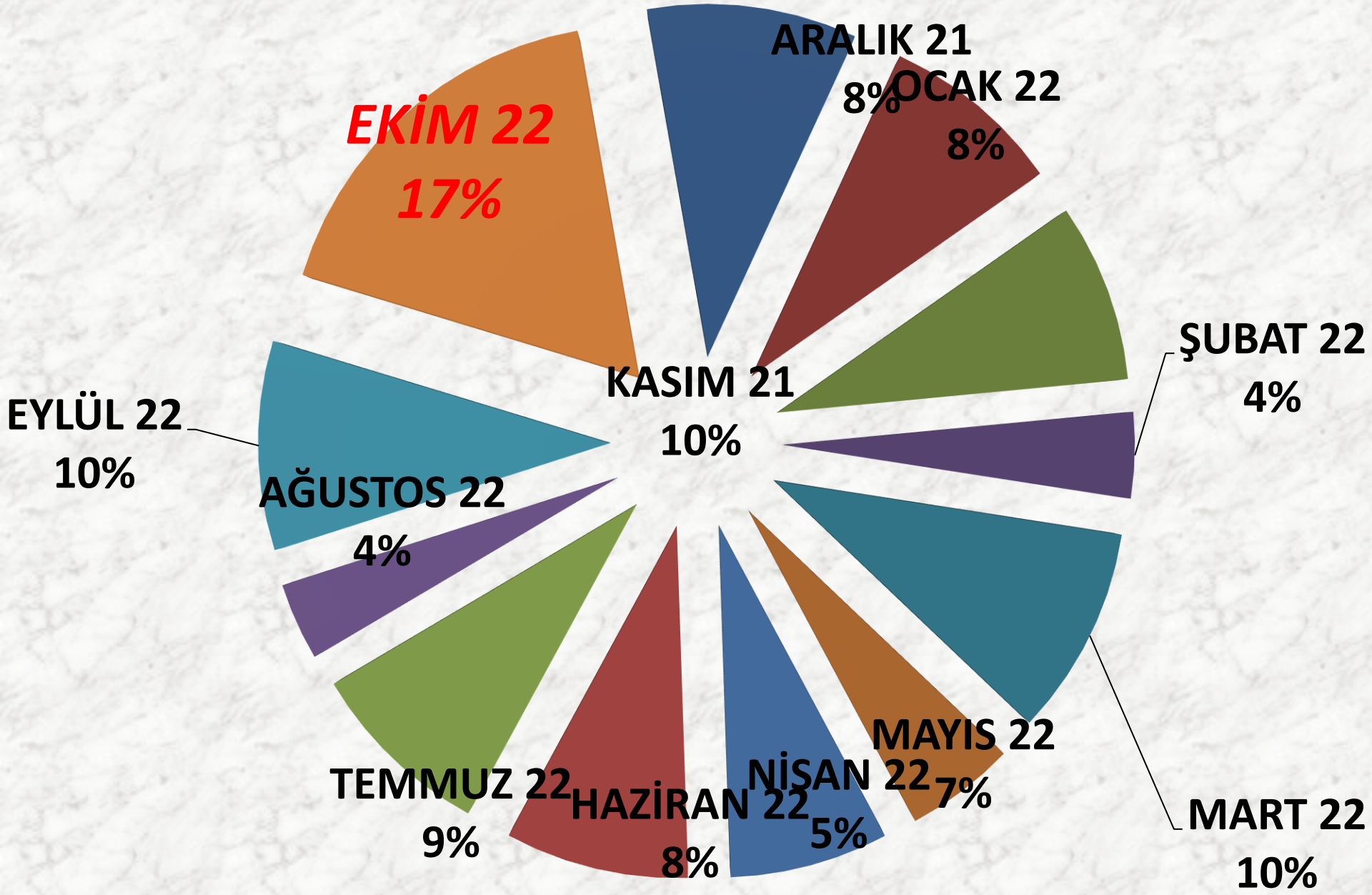
ORT. FİYAT	2020 EKİM	2021 EKİM		2022 EKİM	
MTS	12,90 TL	-25%	9,66 TL	123%	21,50 TL
TTS	12,88 TL	-4%	12,35 TL	103%	25,07 TL

# AYLIK AYÇİÇEĞİ FİYAT TRENDİ (TL)



# AYLIK AYÇİÇEĞİ İŞLEM MİKTARI (TON)

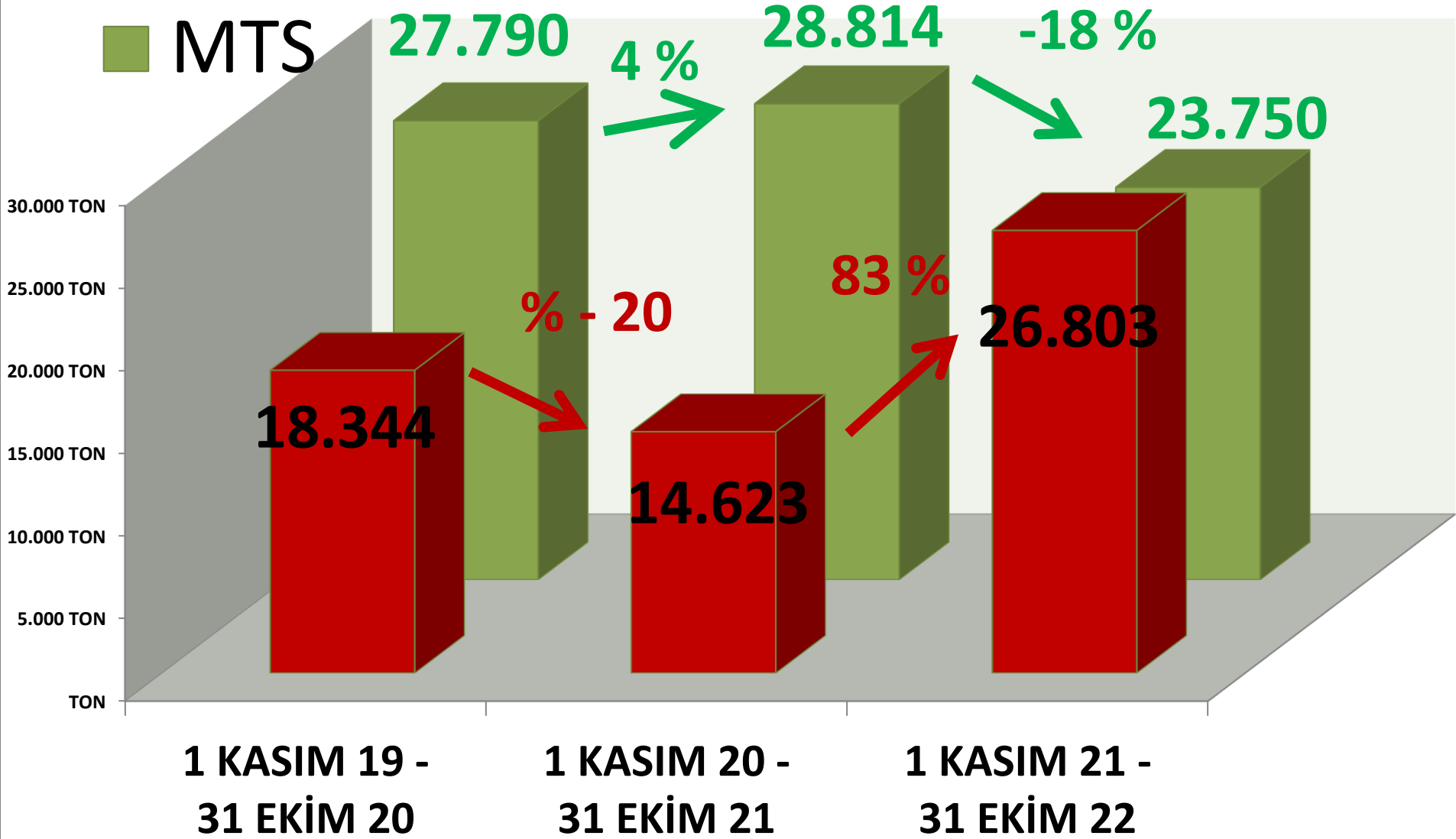




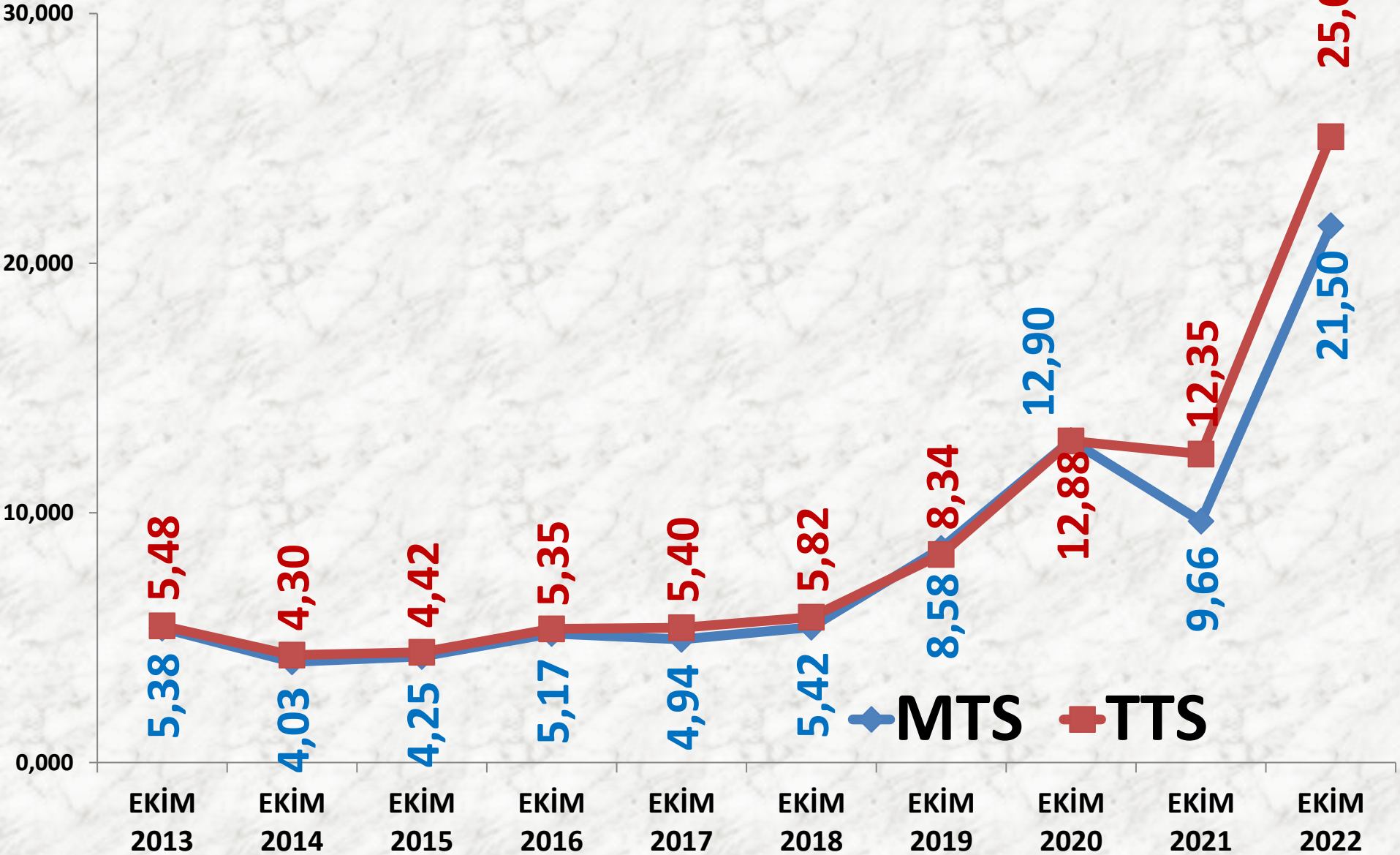
## AYLIK AYÇİÇEĞİ MTS İŞLEM MİKTARI ORANLARI

# TTS YILLIK TOPLAM AYÇİÇEĞİ İŞLEM MİKTARI (TON)

■ MTS

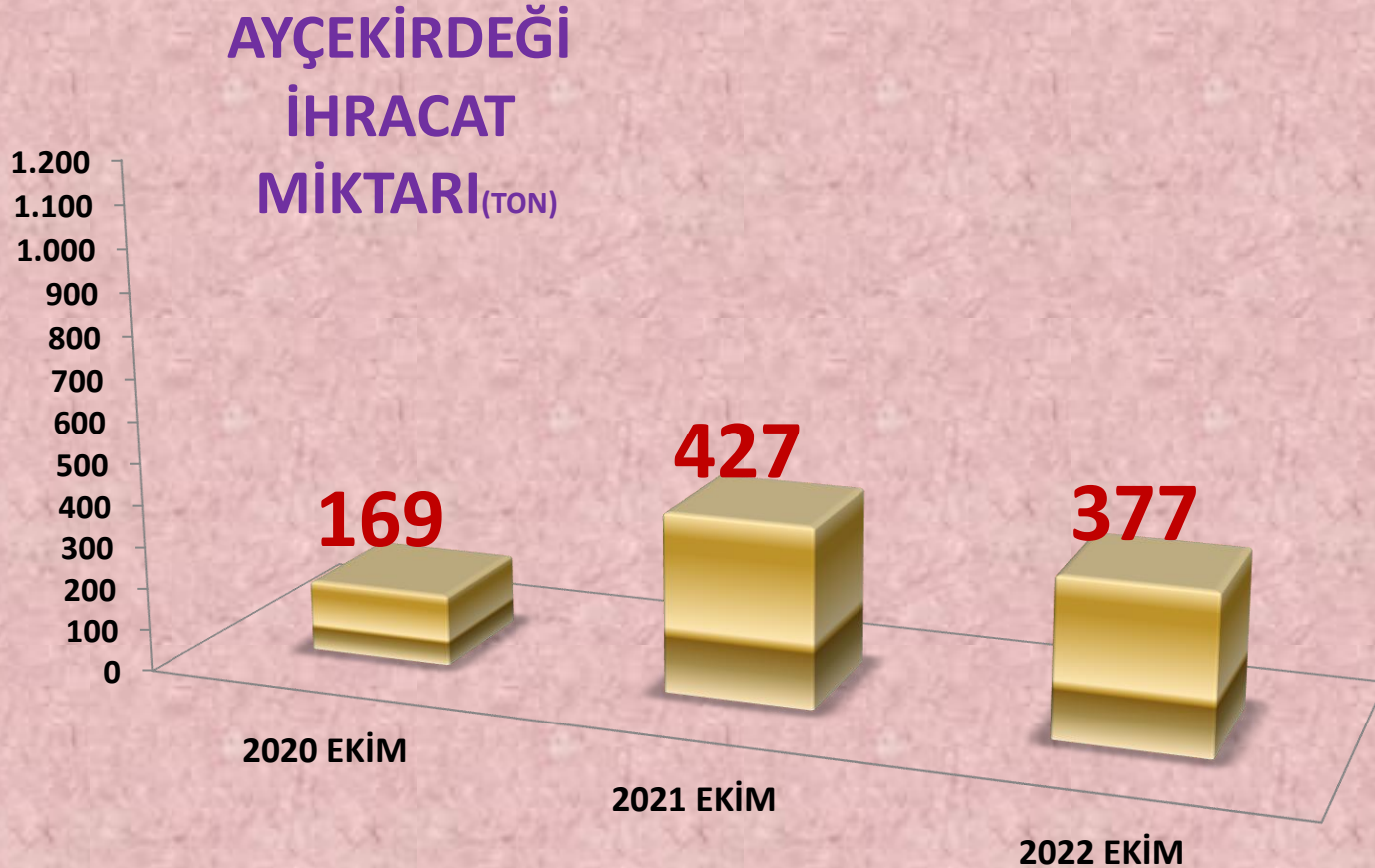


# EKİM AYLARI AYÇİÇEĞİ FİYAT ORT. (TL)

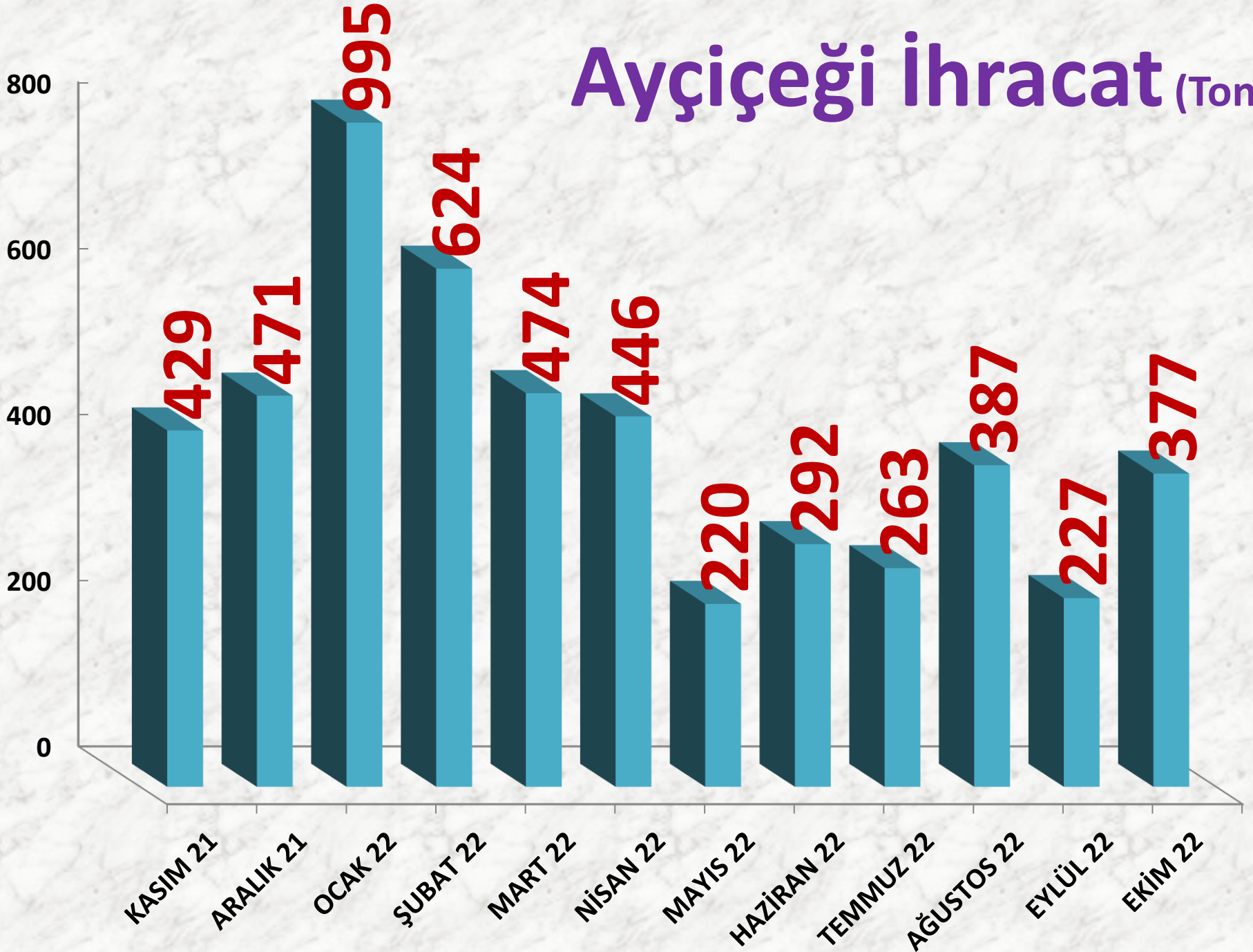


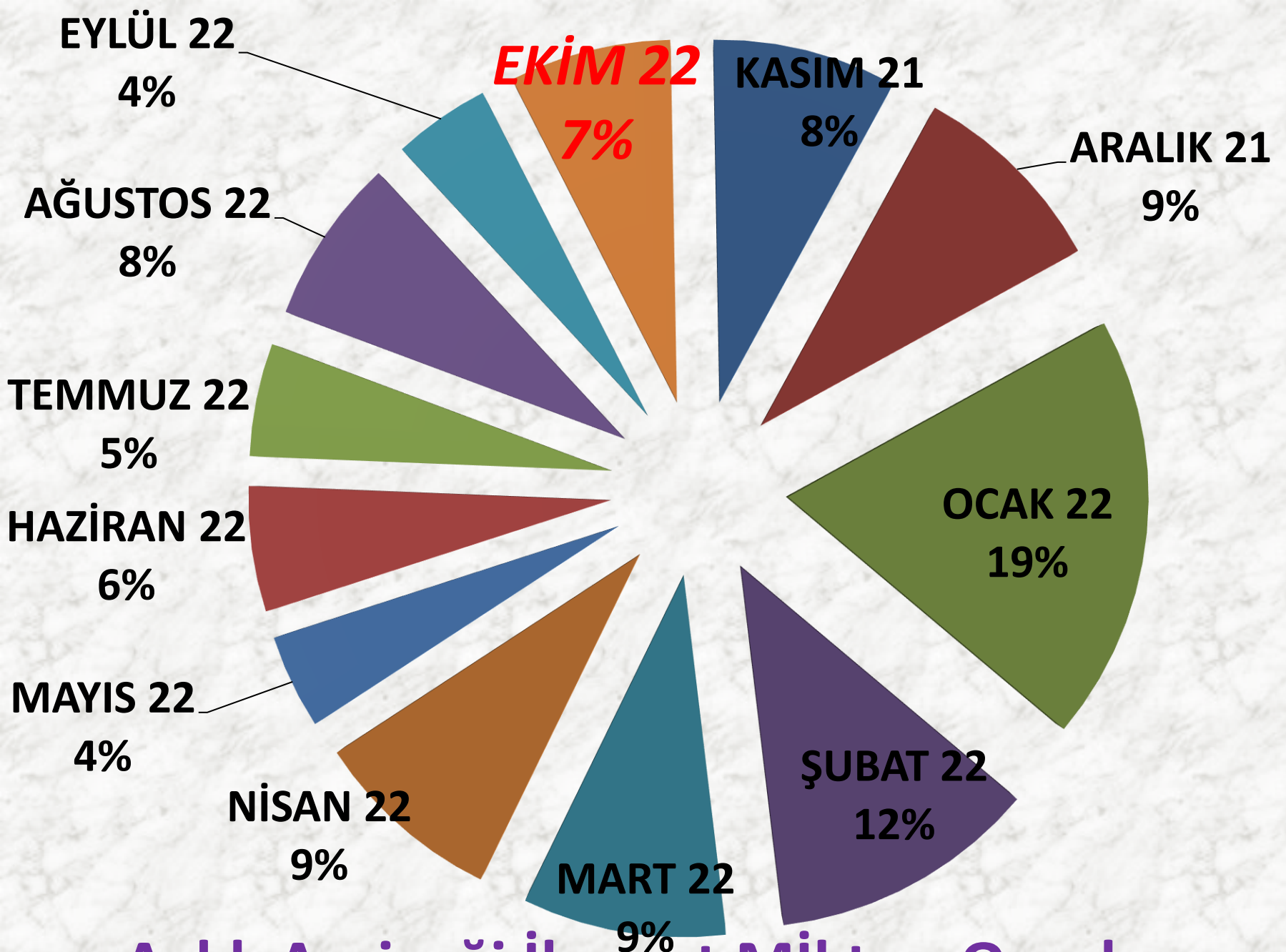
# AYÇEKİRDEĞİ İHRACATI

İŞLEM HACMİ TON	2020 EKİM	2021 EKİM	2022 EKİM
TTS	169 TON	153% 427 TON	-12% 377 TON



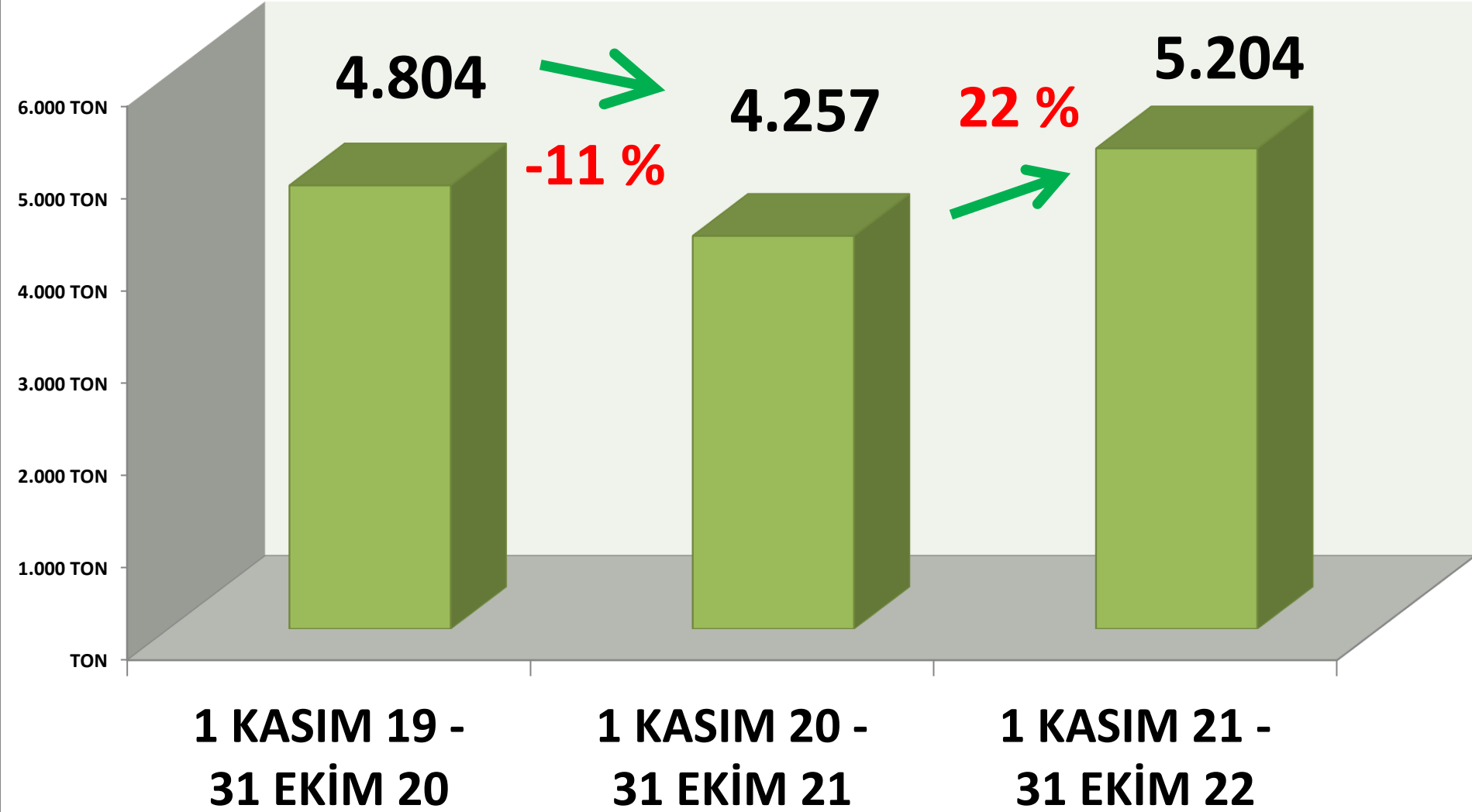
# Ayçiçeği İhracat (Ton)





## Aylık Ayçiçeği İhracat Miktarı Oranları

# YILLIK TOPLAM AYÇIĞEĞİ İHRACAT MİKTARI (TON)



# SÜT

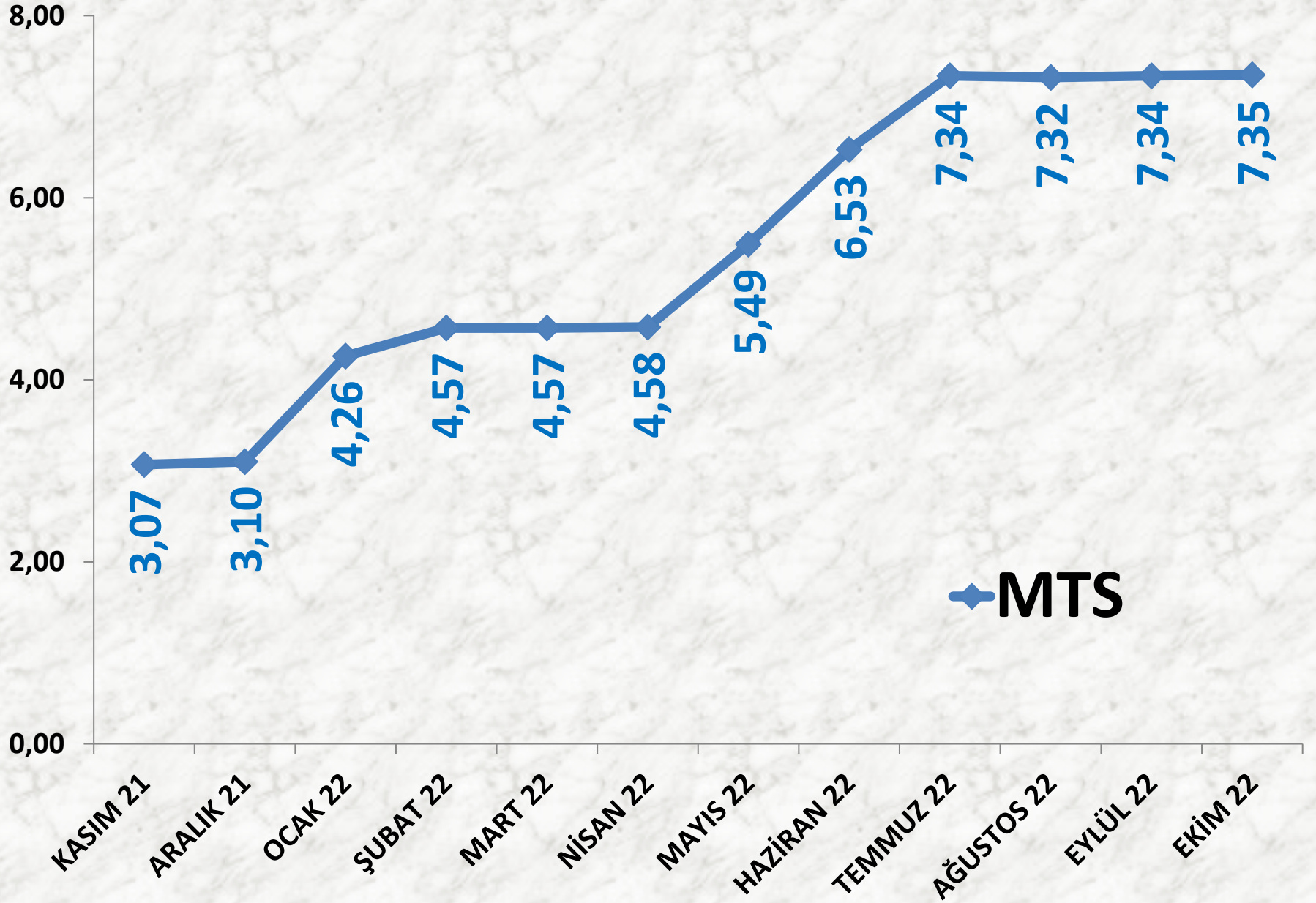
İŞLEM MİKTARI (M <sup>3</sup> )	2020 EKİM	2021 EKİM		2022 EKİM	
MTS	27.488 M <sup>3</sup>	5%	28.963 M <sup>3</sup>	-17%	24.002 M <sup>3</sup>

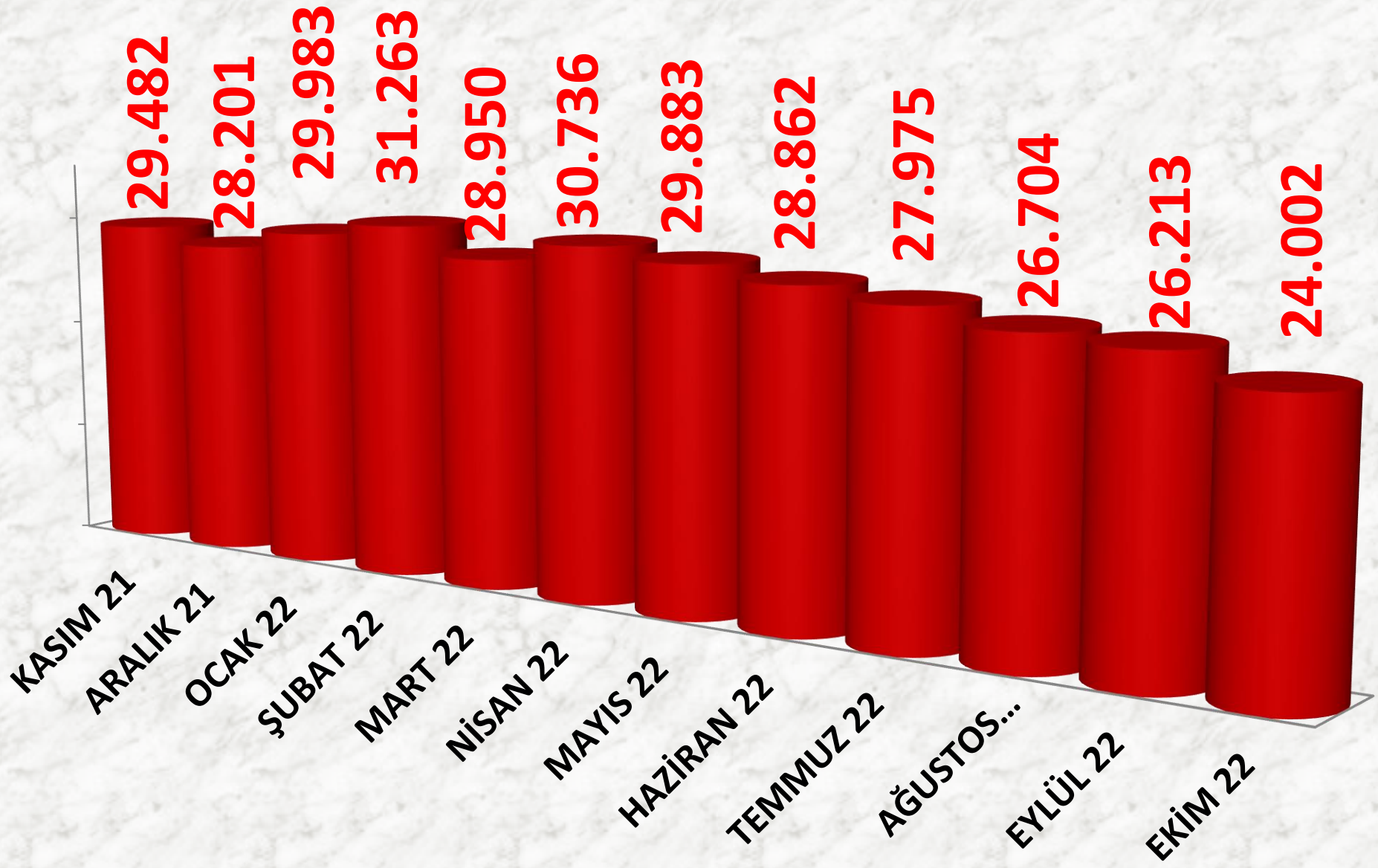
EN AZ FİYAT	2020 EKİM	2021 EKİM		2022 EKİM	
MTS	2,00 TL	40%	2,79 TL	147%	6,90 TL

EN ÇOK FİYAT	2020 EKİM	2021 EKİM		2022 EKİM	
MTS	2,50 TL	40%	3,49 TL	135%	8,20 TL

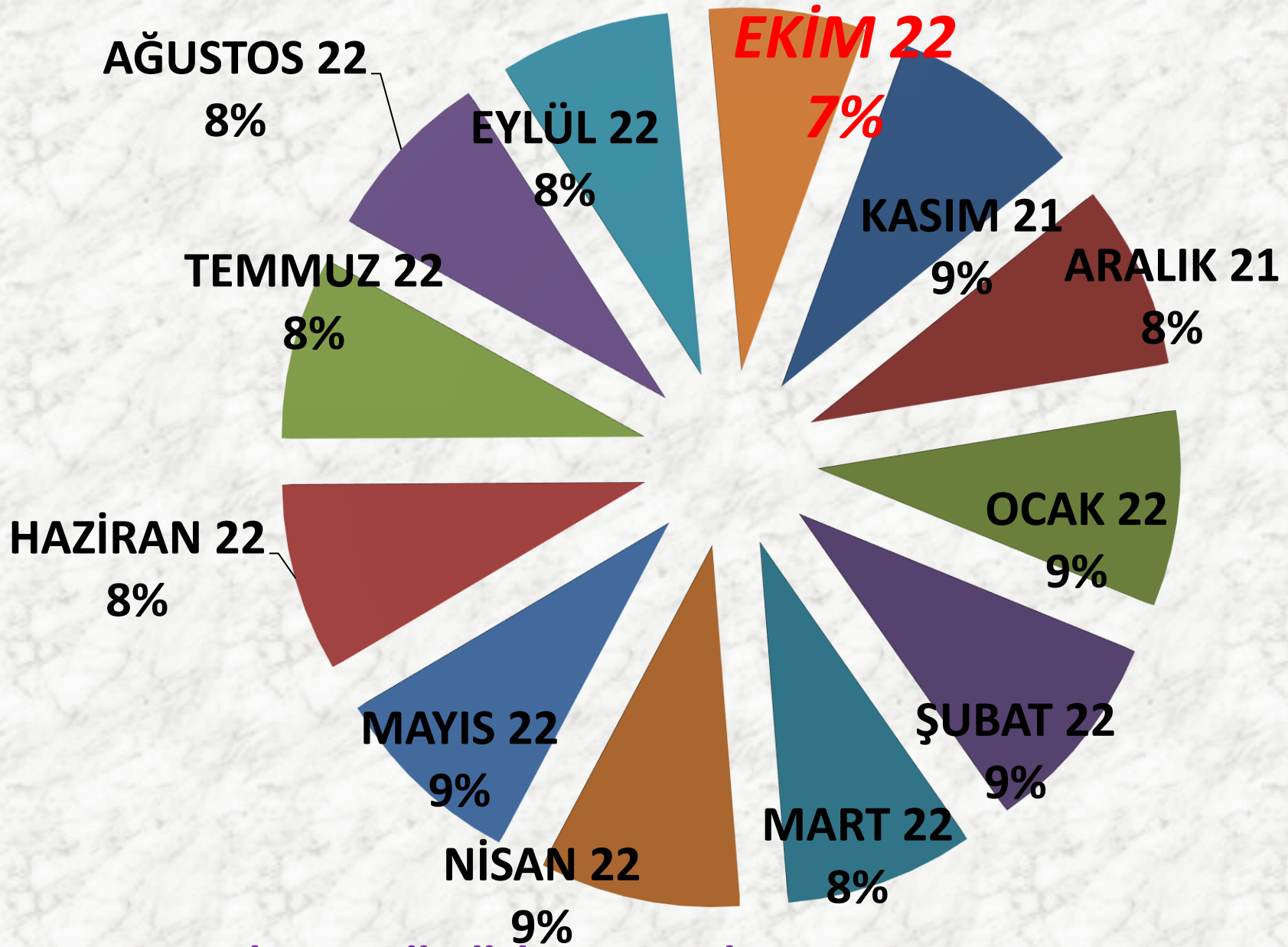
ORTALAMA FİYAT	2020 EKİM	2021 EKİM		2022 EKİM	
MTS	2,23 TL	38%	3,09 TL	138%	7,35 TL

# AYLIK İNEK SÜTÜ FİYAT TRENDİ (TL)





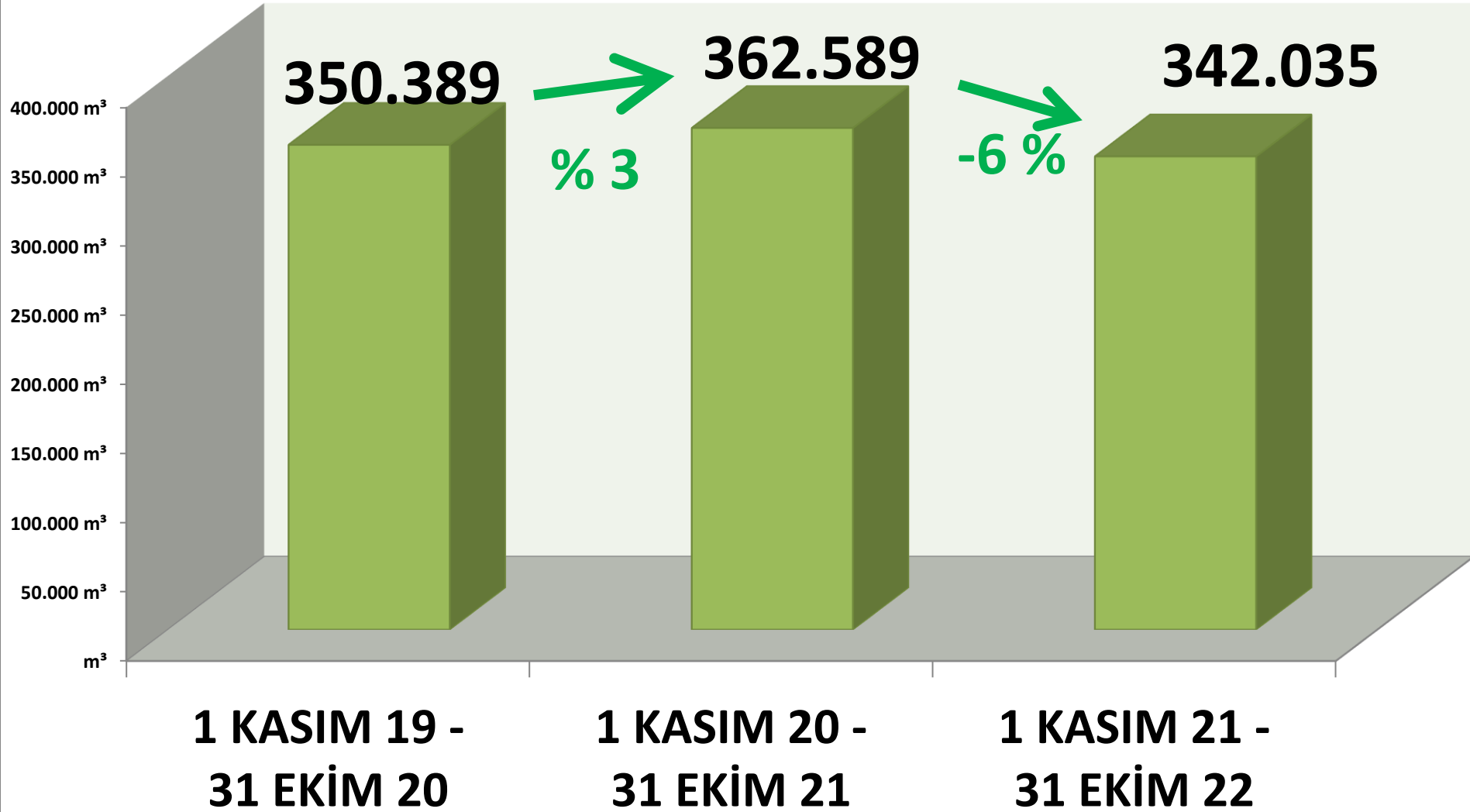
**AYLIK SÜT İŞLEM MİKTARI (M<sup>3</sup>)**



## AYLIK MTS İNEK SÜTÜ İŞLEM MİKTARI ORANLARI

# YILLIK TOPLAM İNEK SÜTÜ İŞLEM MİKTARI (M<sup>3</sup>)

■ MTS



# BEYAZ HAŞHAŞ

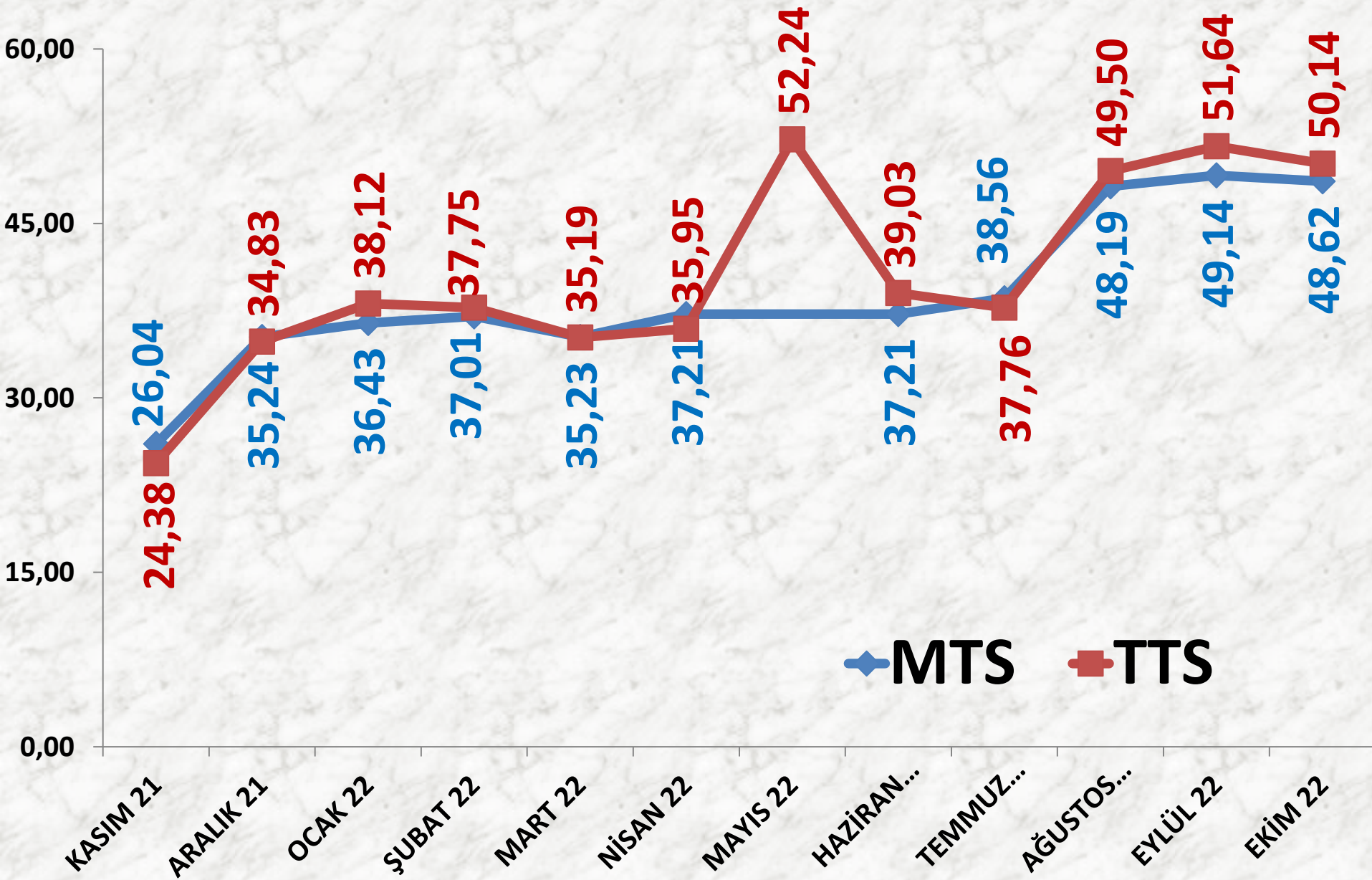
İŞLEM MİKTARI (TON)	2020 EKİM	2021 EKİM		2022 EKİM	
MTS	457 TON	-82%	81 TON	209%	251 TON
TTS	412 TON	19%	492 TON	-61%	190 TON

EN AZ FİYAT	2020 EKİM	2021 EKİM		2022 EKİM	
MTS	20,50 TL	24%	25,50 TL	84%	46,93 TL
TTS	24,40 TL	-5%	23,27 TL	110%	48,96 TL

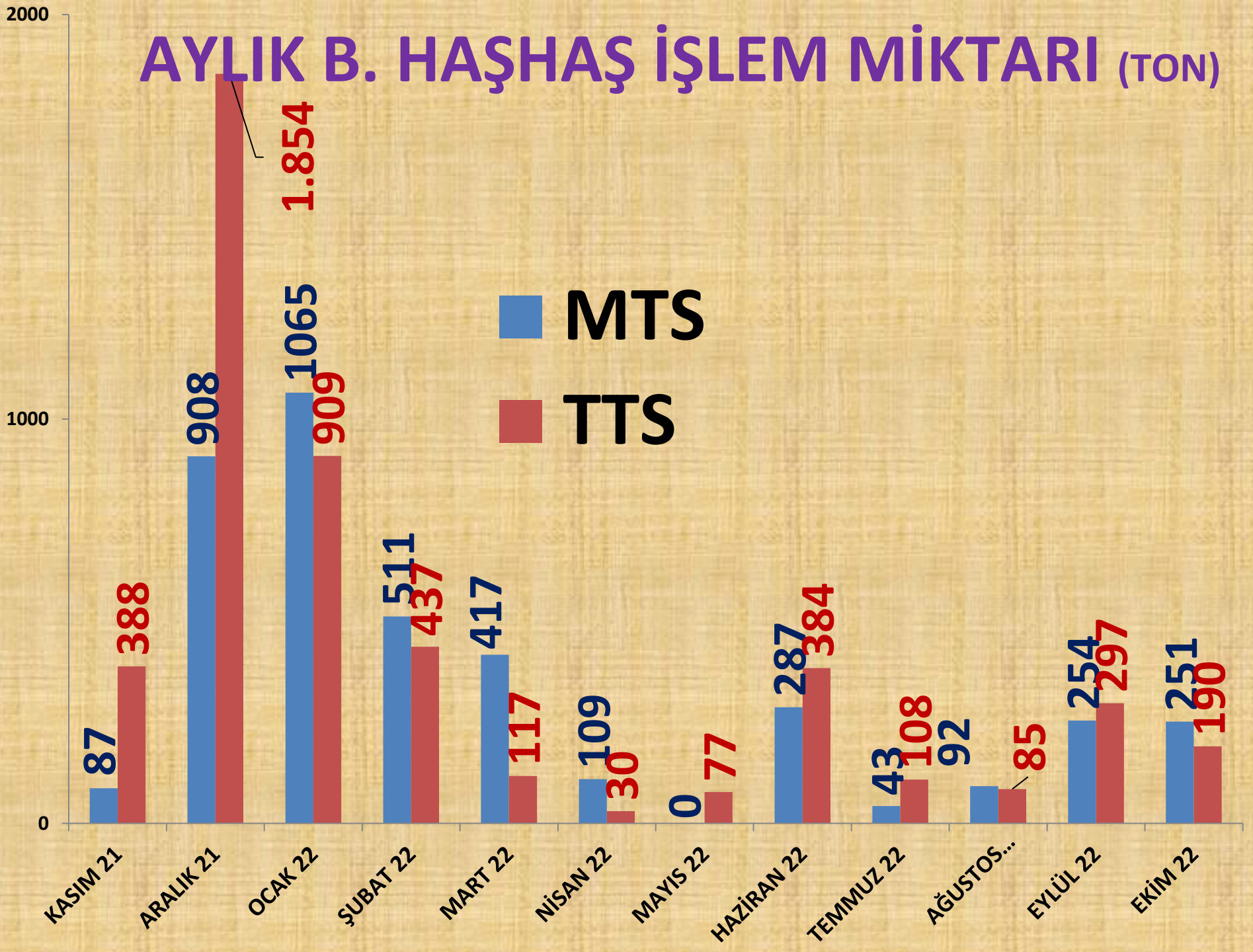
EN ÇOK FİYAT	2020 EKİM	2021 EKİM		2022 EKİM	
MTS	28,50 TL	23%	35,00 TL	49%	52,00 TL
TTS	29,50 TL	8%	32,00 TL	104%	65,17 TL

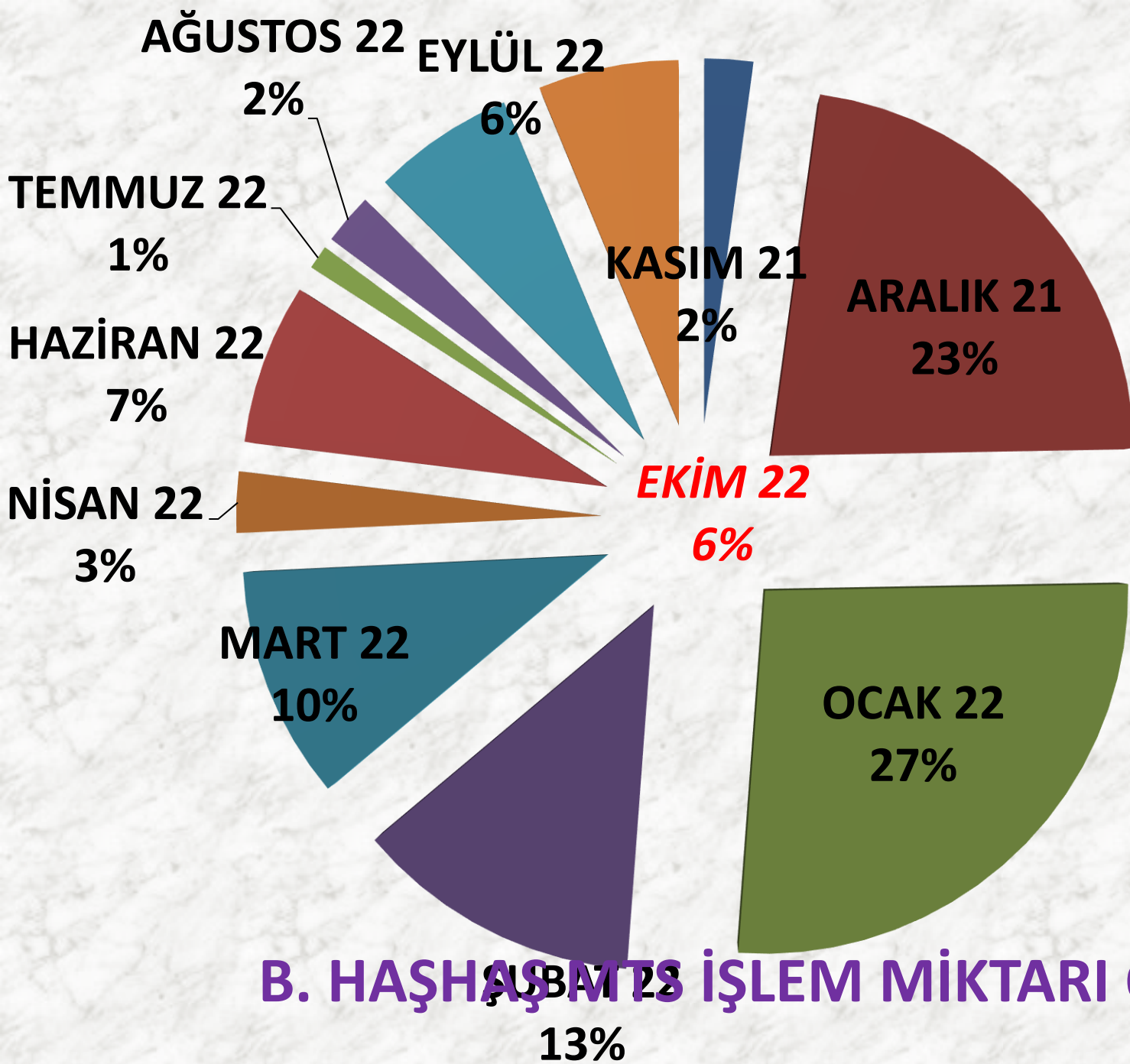
ORT. FİYAT	2020 EKİM	2021 EKİM		2022 EKİM	
MTS	26,67 TL	-4%	25,55 TL	90%	48,62 TL
TTS	27,51 TL	-9%	24,91 TL	101%	50,14 TL

# AYLIK B. HAŞHAŞ FİYAT TRENDİ (TL)



# AYLIK B. HAŞHAŞ İŞLEM MİKTARI (TON)



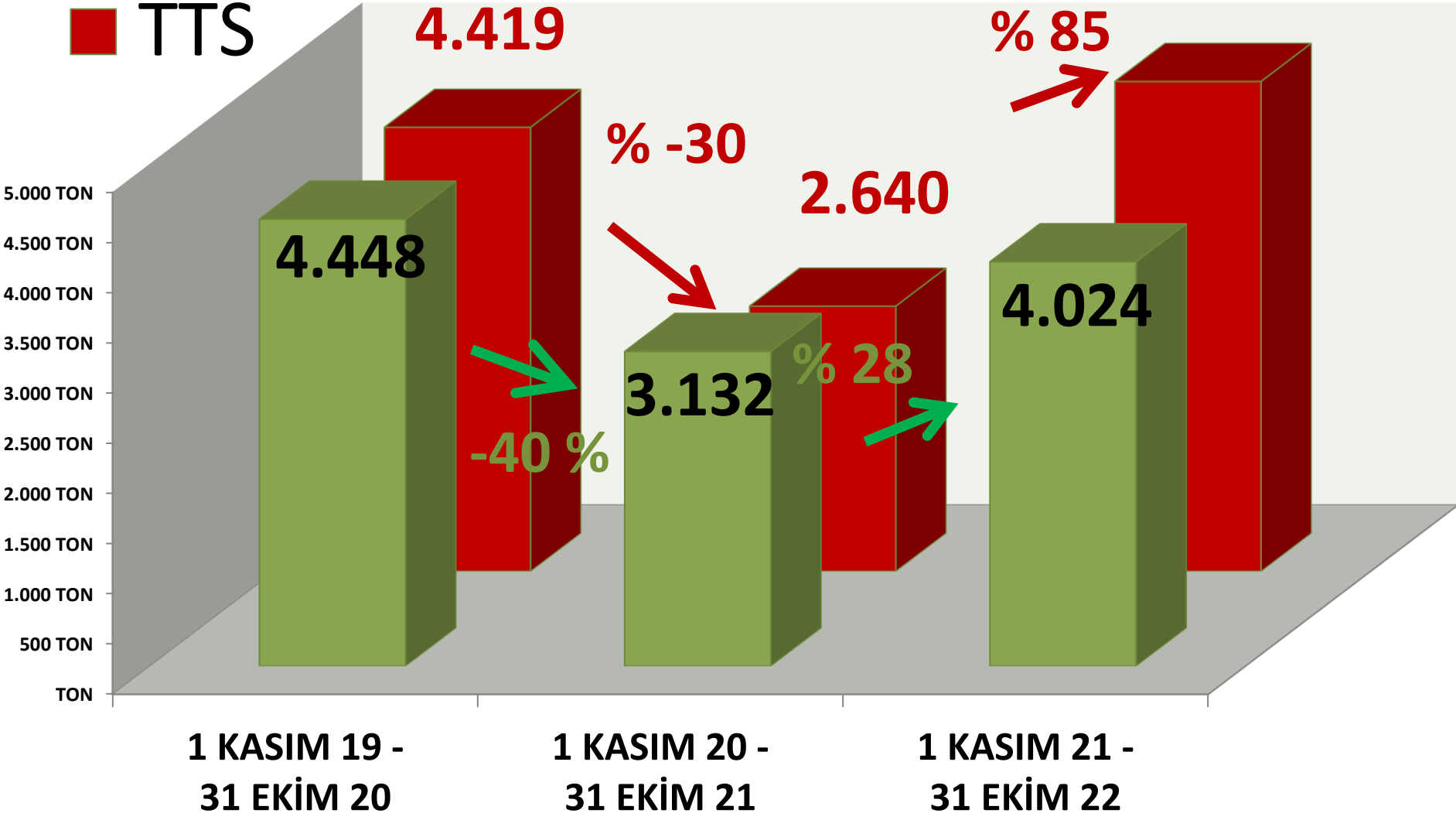


## B. HAŞHAŞ MİTİ İŞLEM MİKTARI ORANLARI

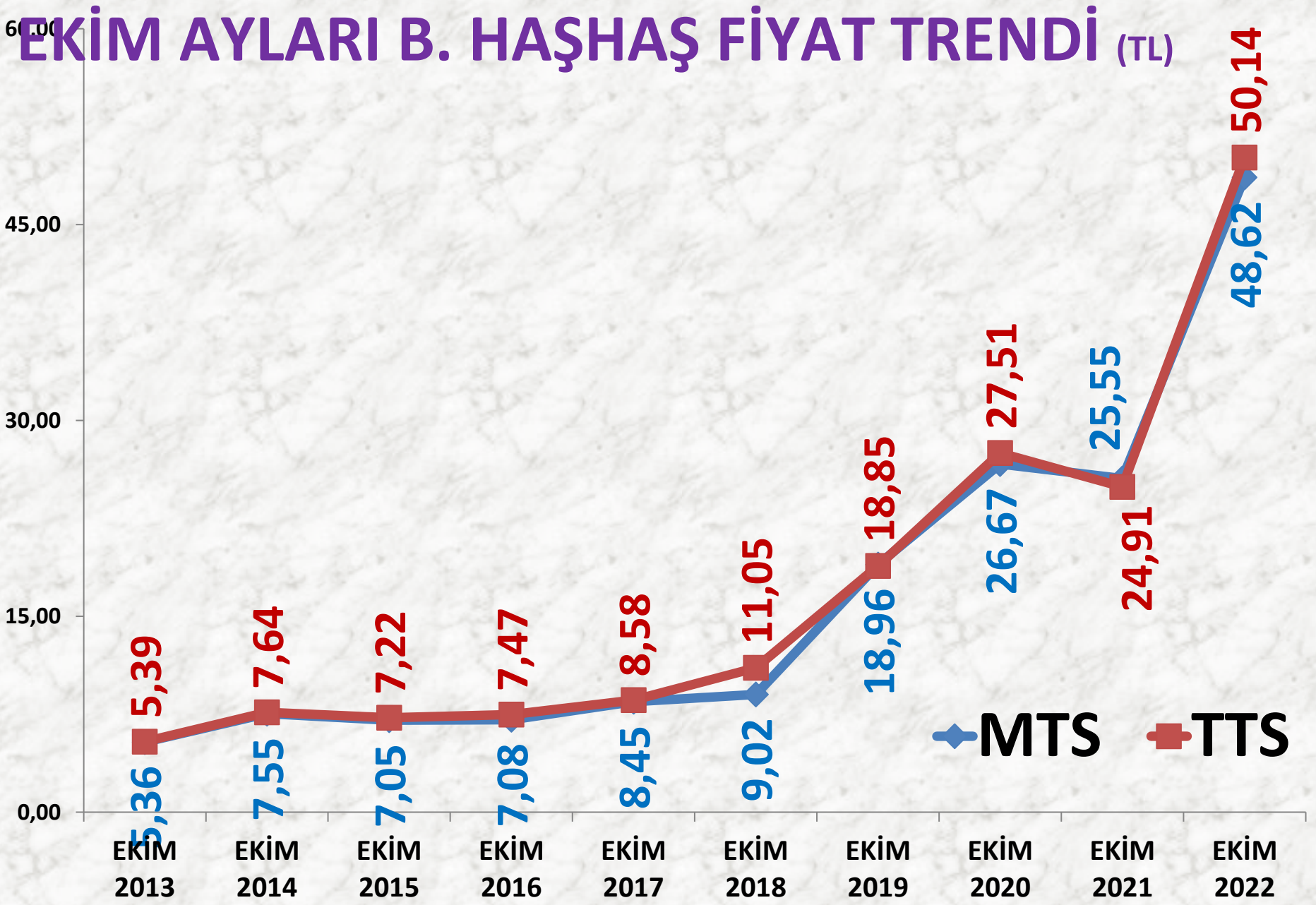
# MTS YILLIK TOPLAM B. HAŞHAŞ İŞLEM MİKTARI (TON)

■ MTS  
■ TTS

4.876



# EKİM AYLARI B. HAŞHAŞ FİYAT TRENDİ (TL)



# MAVİ HAŞHAŞ

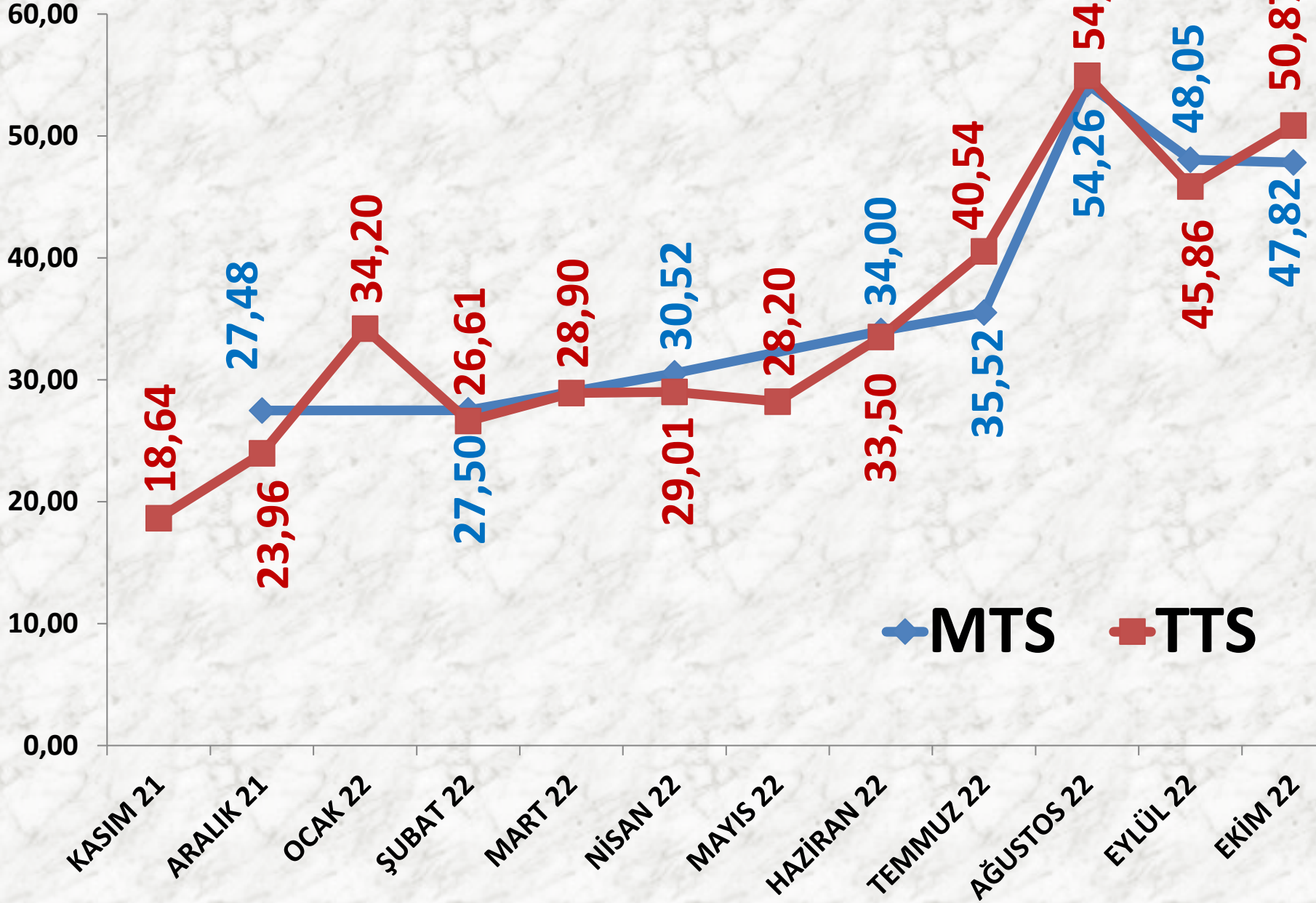
<b>İŞLEM MİKTARI (TON)</b>	<b>2020 EKİM</b>	<b>2021 EKİM</b>		<b>2022 EKİM</b>	
<i>MTS</i>	<b>181 TON</b>	<b>-45%</b>	<b>99 TON</b>	<b>36%</b>	<b>134 TON</b>
<i>TTS</i>	<b>141 TON</b>	<b>66%</b>	<b>234 TON</b>	<b>-87%</b>	<b>31 TON</b>

<b>EN AZ FİYAT</b>	<b>2020 EKİM</b>	<b>2021 EKİM</b>		<b>2022 EKİM</b>	
<i>MTS</i>	<b>19,23 TL</b>	<b>-6%</b>	<b>18,10 TL</b>	<b>149%</b>	<b>45,00 TL</b>
<i>TTS</i>	<b>18,50 TL</b>	<b>-16%</b>	<b>15,50 TL</b>	<b>221%</b>	<b>49,80 TL</b>

<b>EN ÇOK FİYAT</b>	<b>2020 EKİM</b>	<b>2021 EKİM</b>		<b>2022 EKİM</b>	
<i>MTS</i>	<b>21,50 TL</b>	<b>-13%</b>	<b>18,68 TL</b>	<b>168%</b>	<b>50,00 TL</b>
<i>TTS</i>	<b>27,50 TL</b>	<b>2%</b>	<b>28,00 TL</b>	<b>148%</b>	<b>69,50 TL</b>

<b>ORT. FİYAT</b>	<b>2020 EKİM</b>	<b>2021 EKİM</b>		<b>2022 EKİM</b>	
<i>MTS</i>	<b>20,08 TL</b>	<b>-7%</b>	<b>18,62 TL</b>	<b>157%</b>	<b>47,82 TL</b>
<i>TTS</i>	<b>21,38 TL</b>	<b>-13%</b>	<b>18,67 TL</b>	<b>172%</b>	<b>50,87 TL</b>

# AYLIK M. HAŞHAŞ FİYAT TRENDİ (TL)

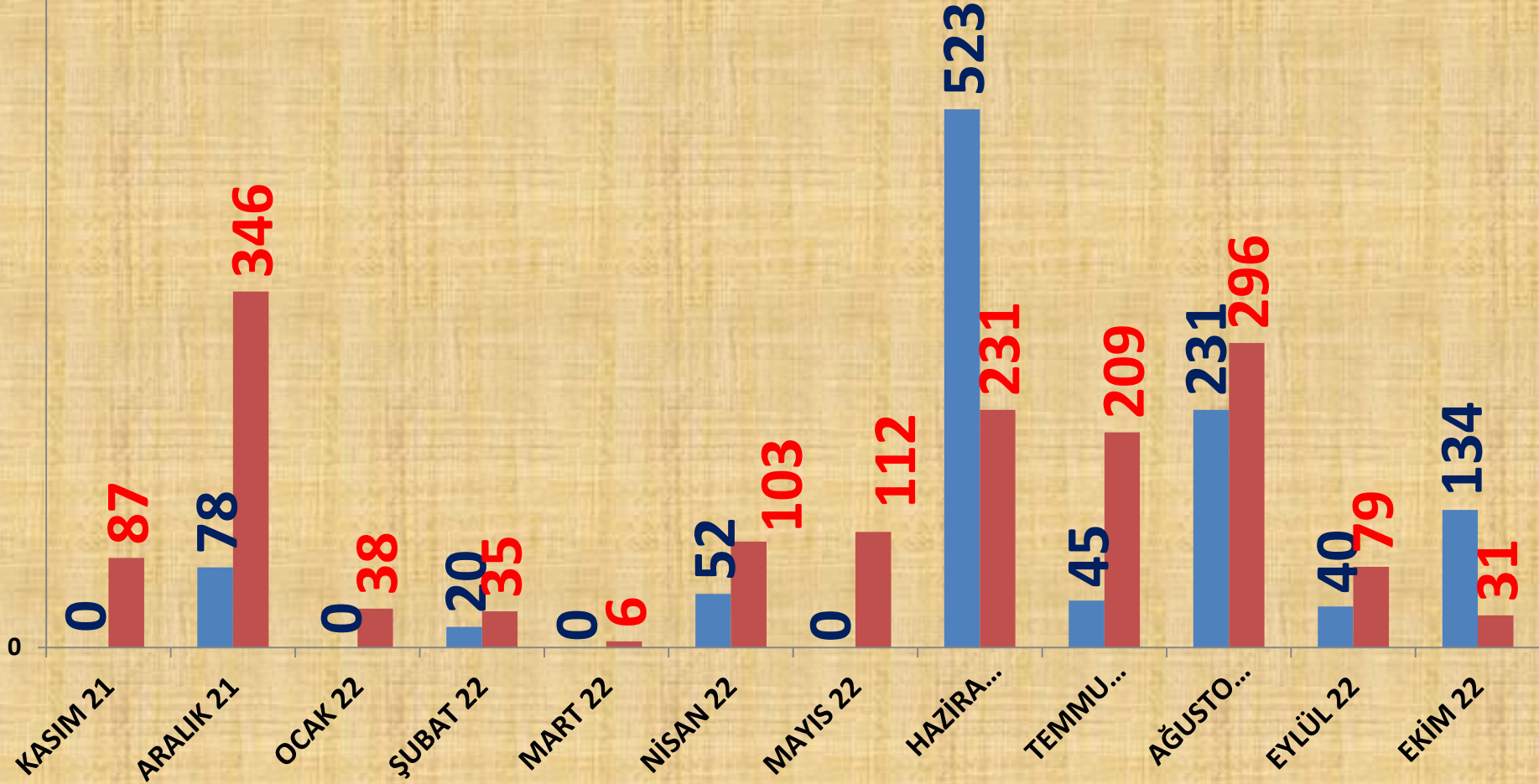


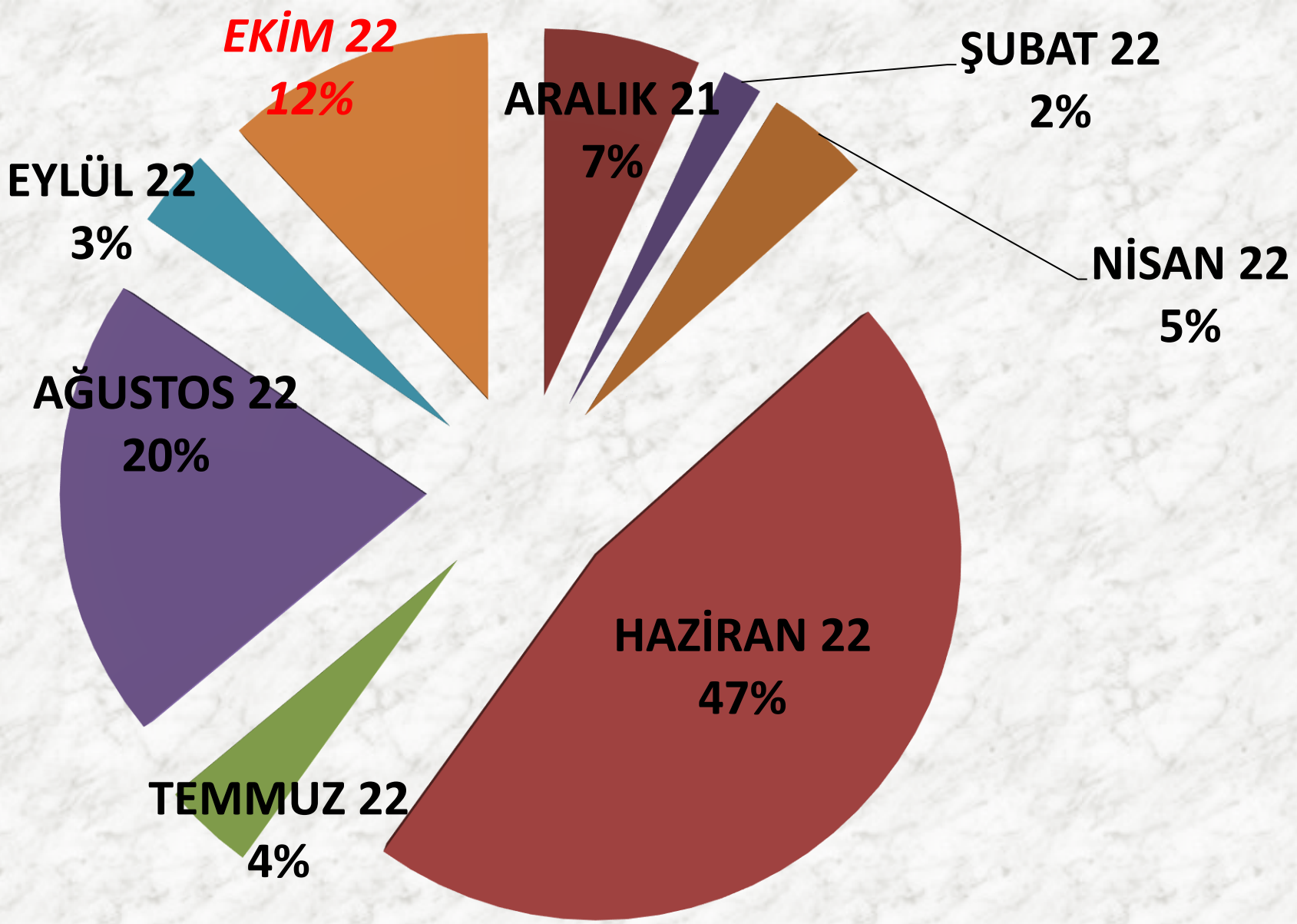
1000

# AYLIK M. HAŞHAŞ İŞLEM MİKTARI (TON)

■ MTS

■ TTS



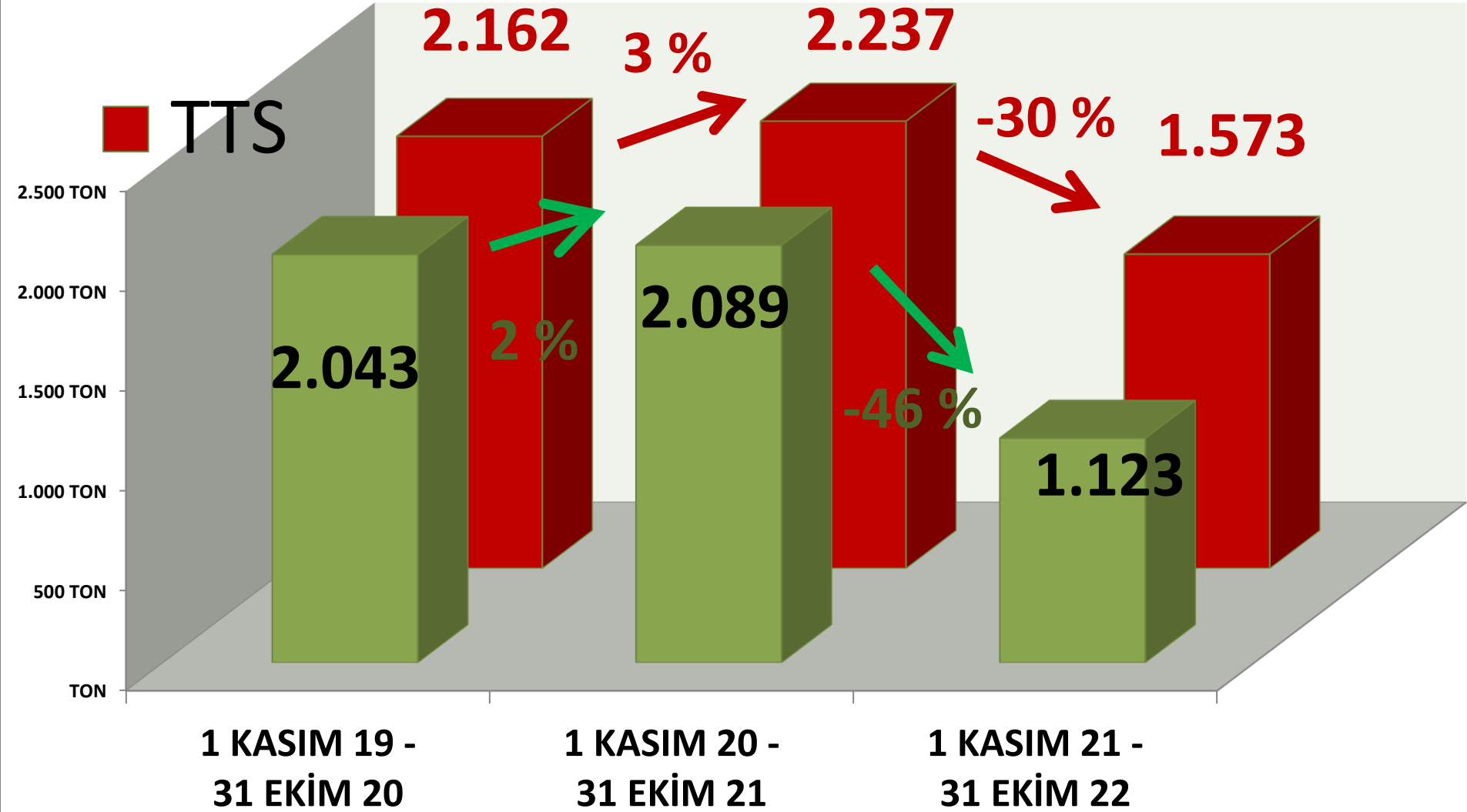


## M. HAŞHAŞ MTS İŞLEM MİKTARI ORANLARI

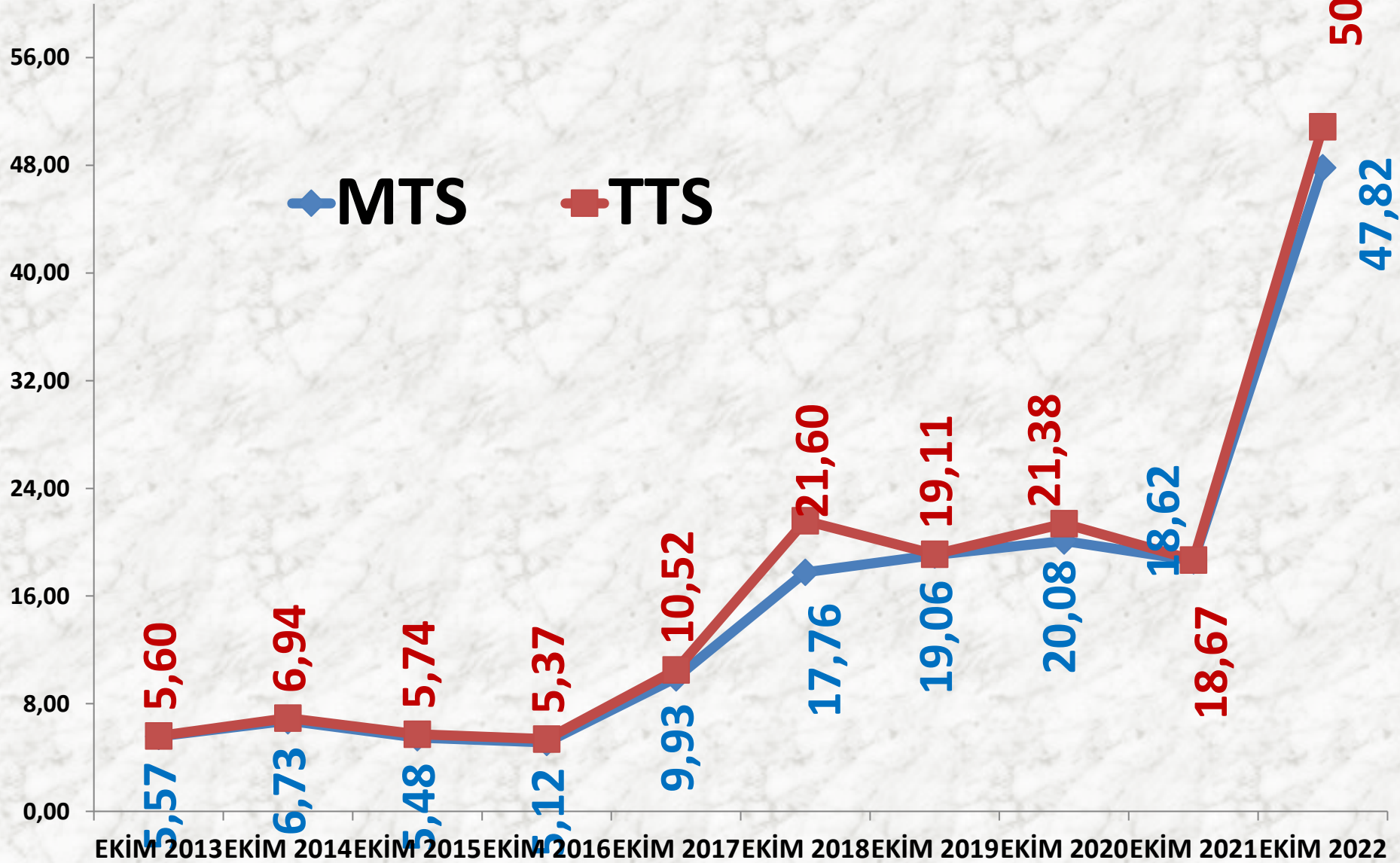
# YILLIK TOPLAM M. HAŞHAŞ İŞLEM MİKTARI (TON)

■ MTS

■ TTS



# EKİM AYLARI M. HAŞHAŞ FİYAT TRENDİ (TL)



# KÜTLÜ PAMUK

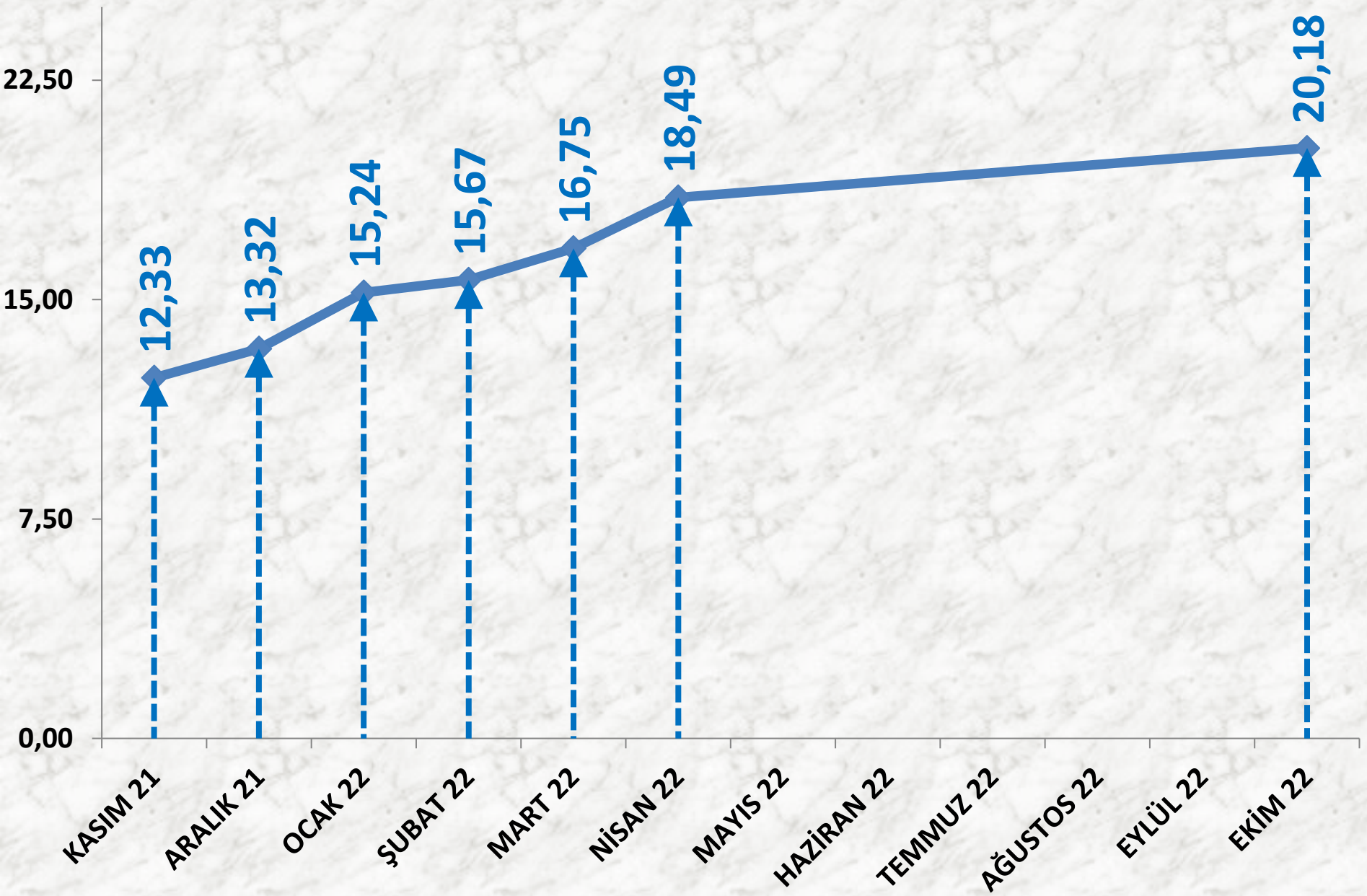
İŞLEM MİKTARI (TON)	2020 EKİM	2021 EKİM		2022 EKİM	
MTS	0	-	0	-	1392 TON

EN AZ FİYAT	2020 EKİM	2021 EKİM		2022 EKİM	
MTS	-	-	-	-	18,17 TL

EN ÇOK FİYAT	2020 EKİM	2021 EKİM		2022 EKİM	
MTS	-	-	-	-	25,00 TL

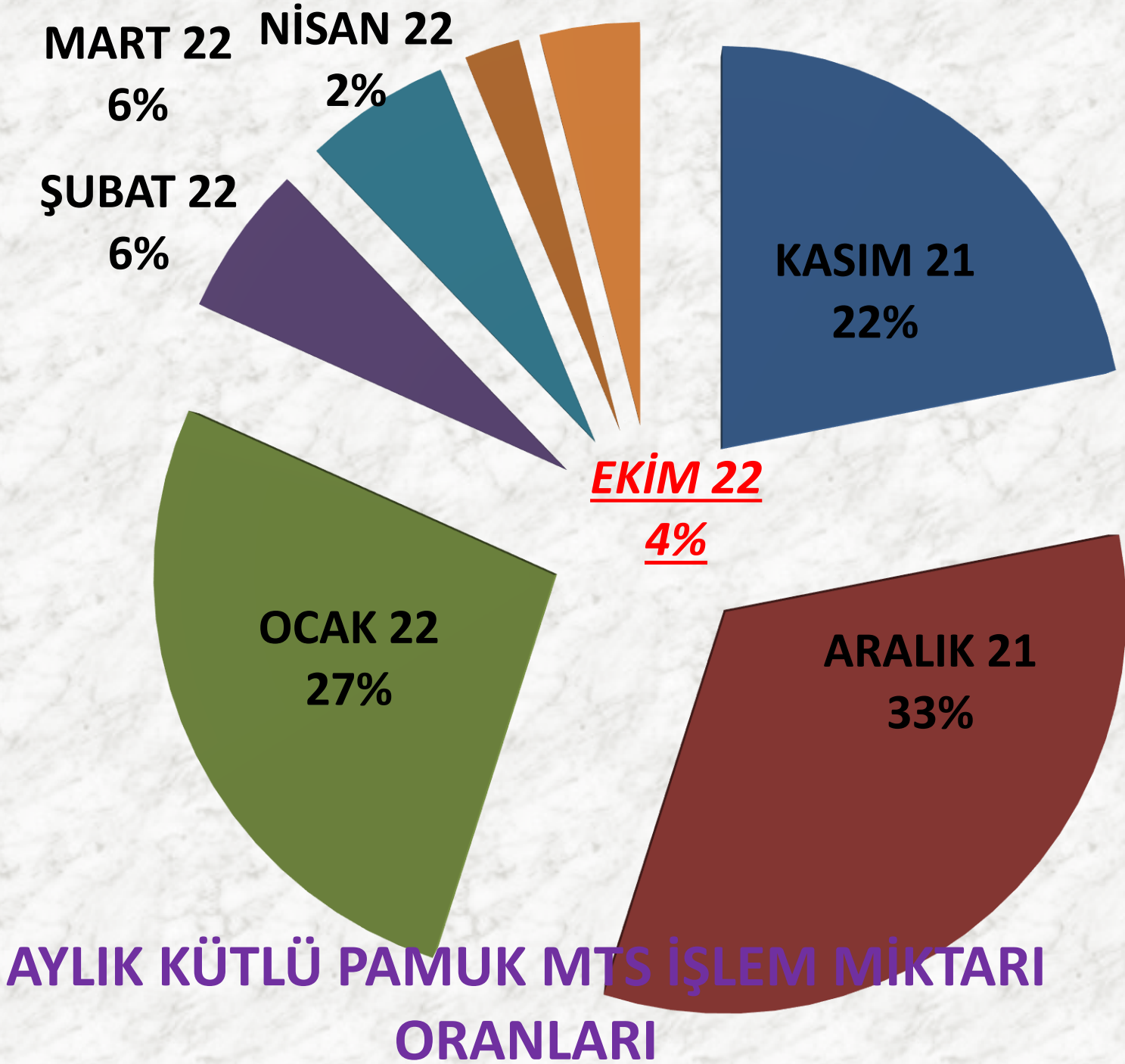
ORTALAMA FİYAT	2020 EKİM	2021 EKİM		2022 EKİM	
MTS	-	-	-	-	20,18 TL

# AYLIK KÜTLÜ PAMUK FİYAT TRENDİ (TL)

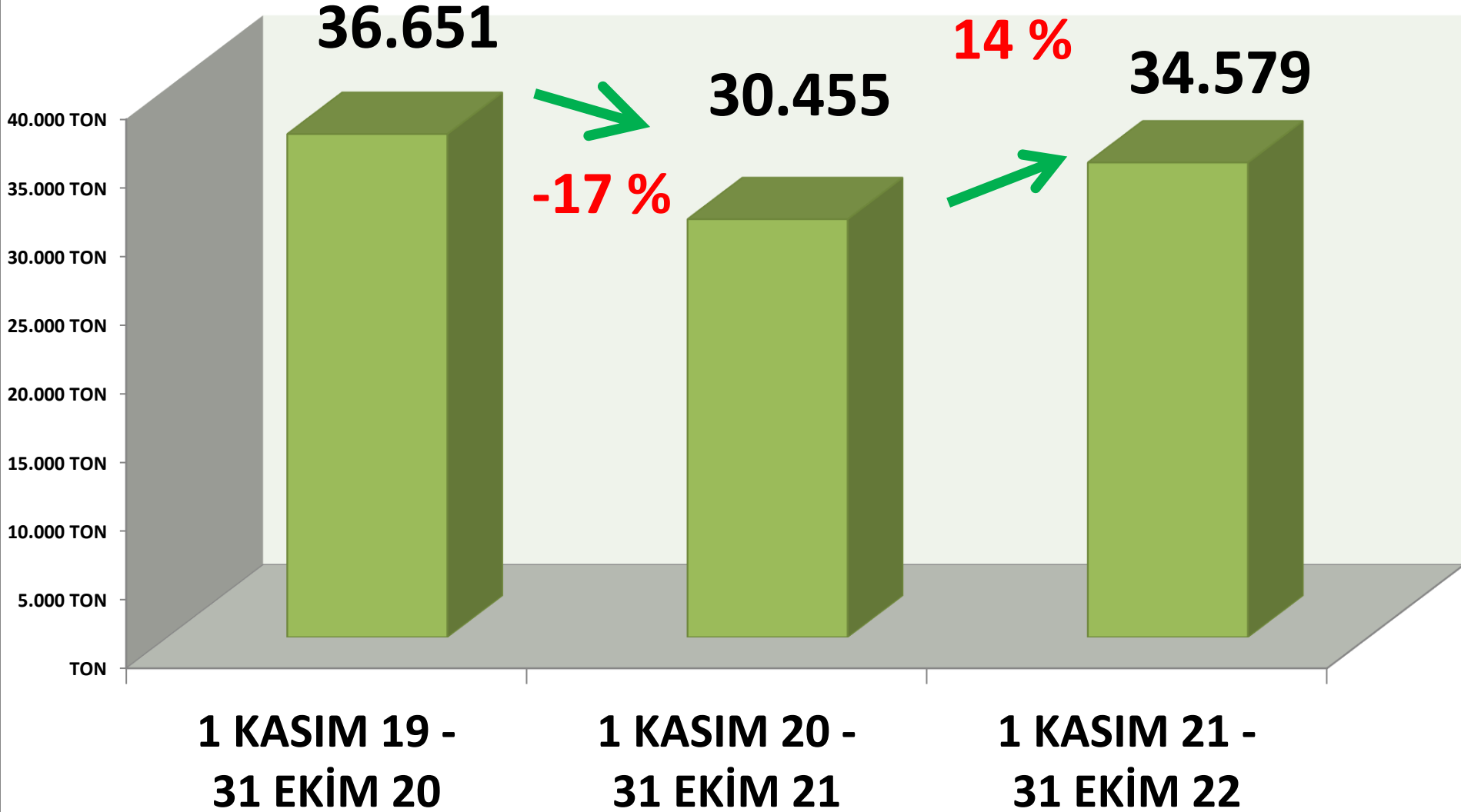


# AYLIK KÜTLÜ PAMUK İŞLEM MİKTARI (TON)






# YILLIK TOPLAM KÜTLÜ PAMUK İŞLEM MİKTARI (TON)



# EKİM AYLARI K.PAMUK FİYAT TRENDİ (TL)



# MAHLIÇ PAMUK

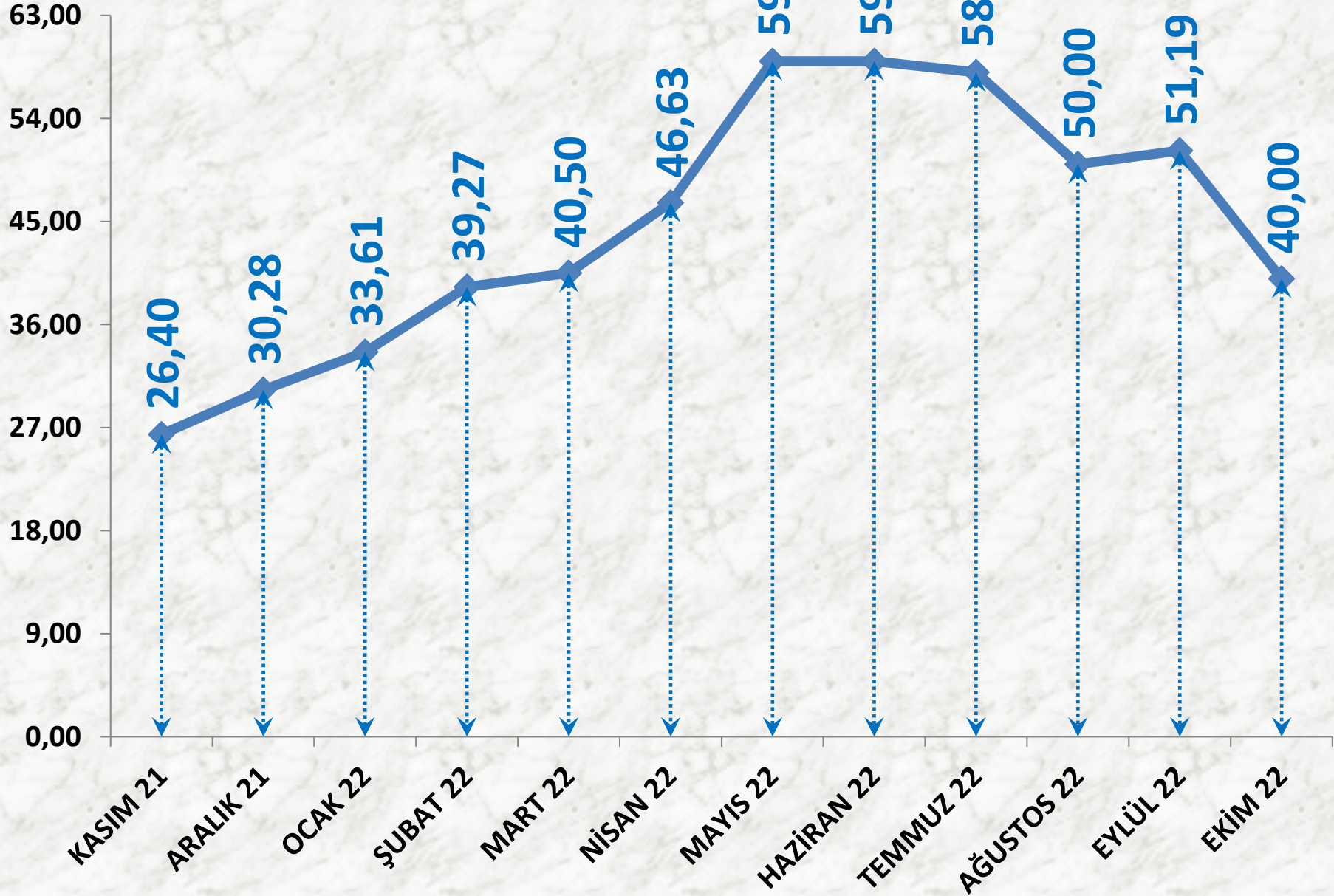
İŞLEM MİKTARI (TON)	2020 EKİM	2021 EKİM		2022 EKİM	
TTS	253 TON	-47%	135 TON	38%	186 TON

EN AZ FİYAT	2020 EKİM	2021 EKİM		2022 EKİM	
TTS	10,50 TL	148%	26,00 TL	54%	40,00 TL

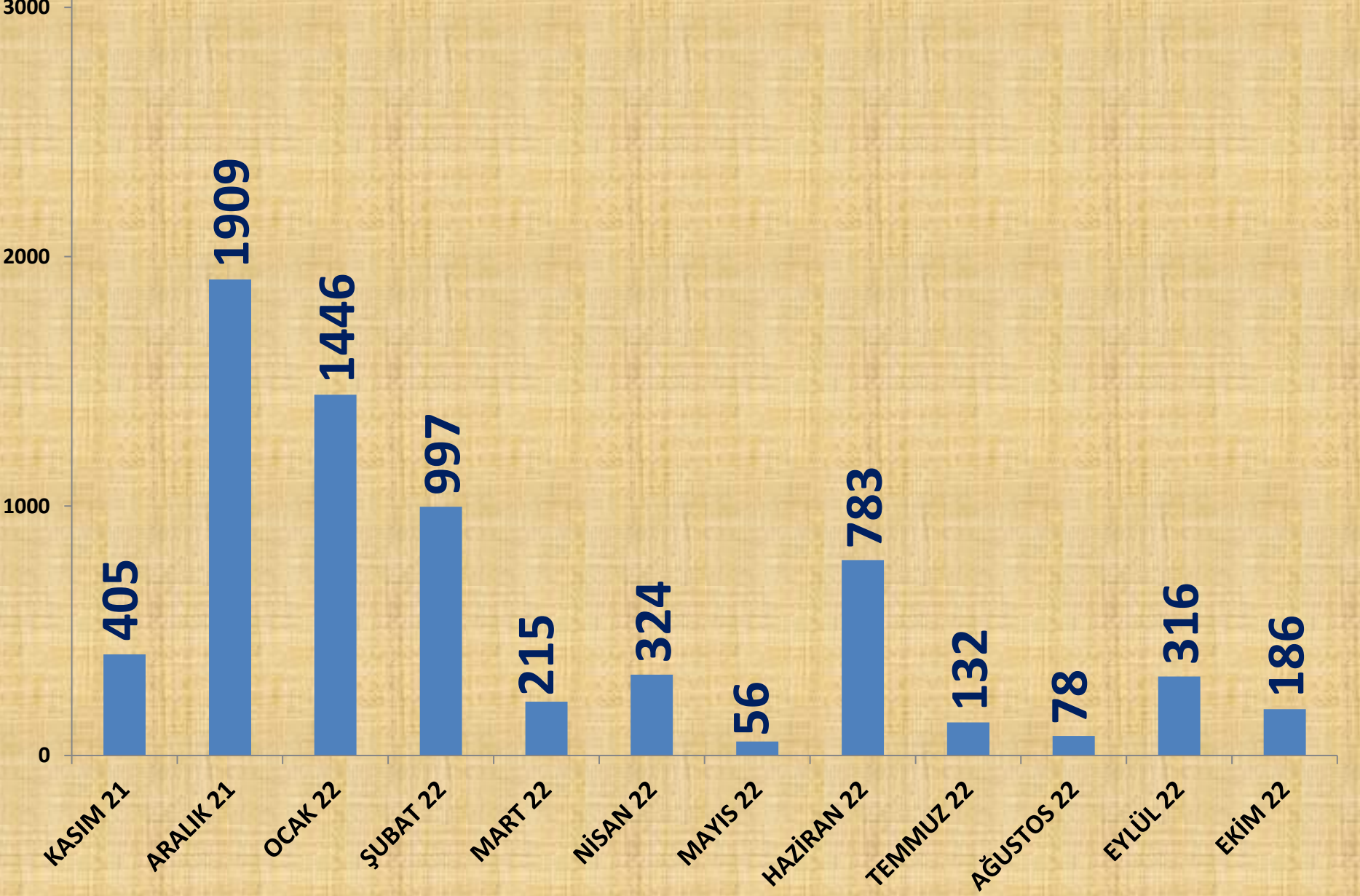
EN ÇOK FİYAT	2020 EKİM	2021 EKİM		2022 EKİM	
TTS	11,00 TL	145%	27,00 TL	48%	40,00 TL

ORTALAMA FİYAT	2020 EKİM	2021 EKİM		2022 EKİM	
TTS	10,71 TL	148%	26,60 TL	50%	40,00 TL

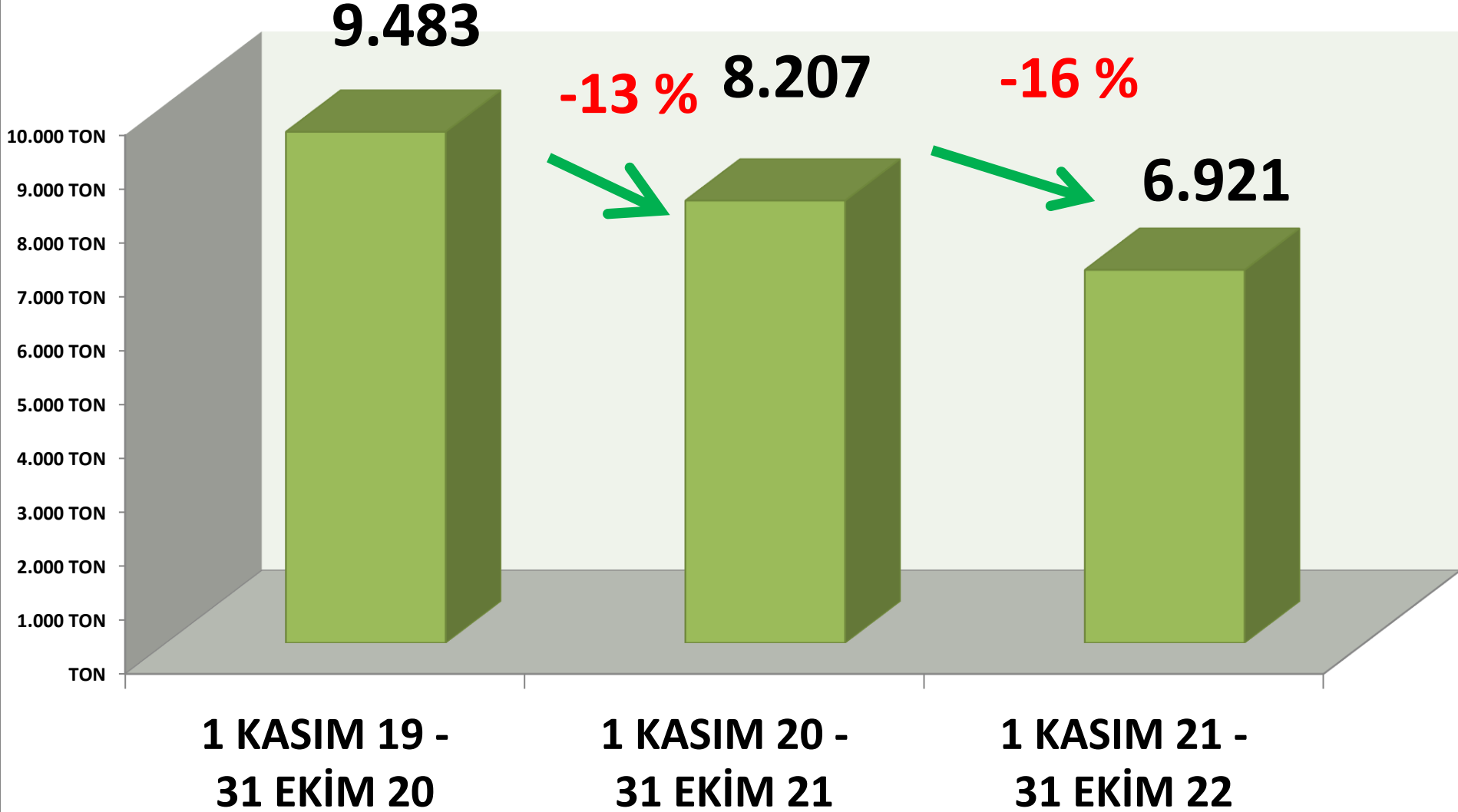
# AYLIK MAHLIÇ PAMUK FİYAT TRENDİ (TL)



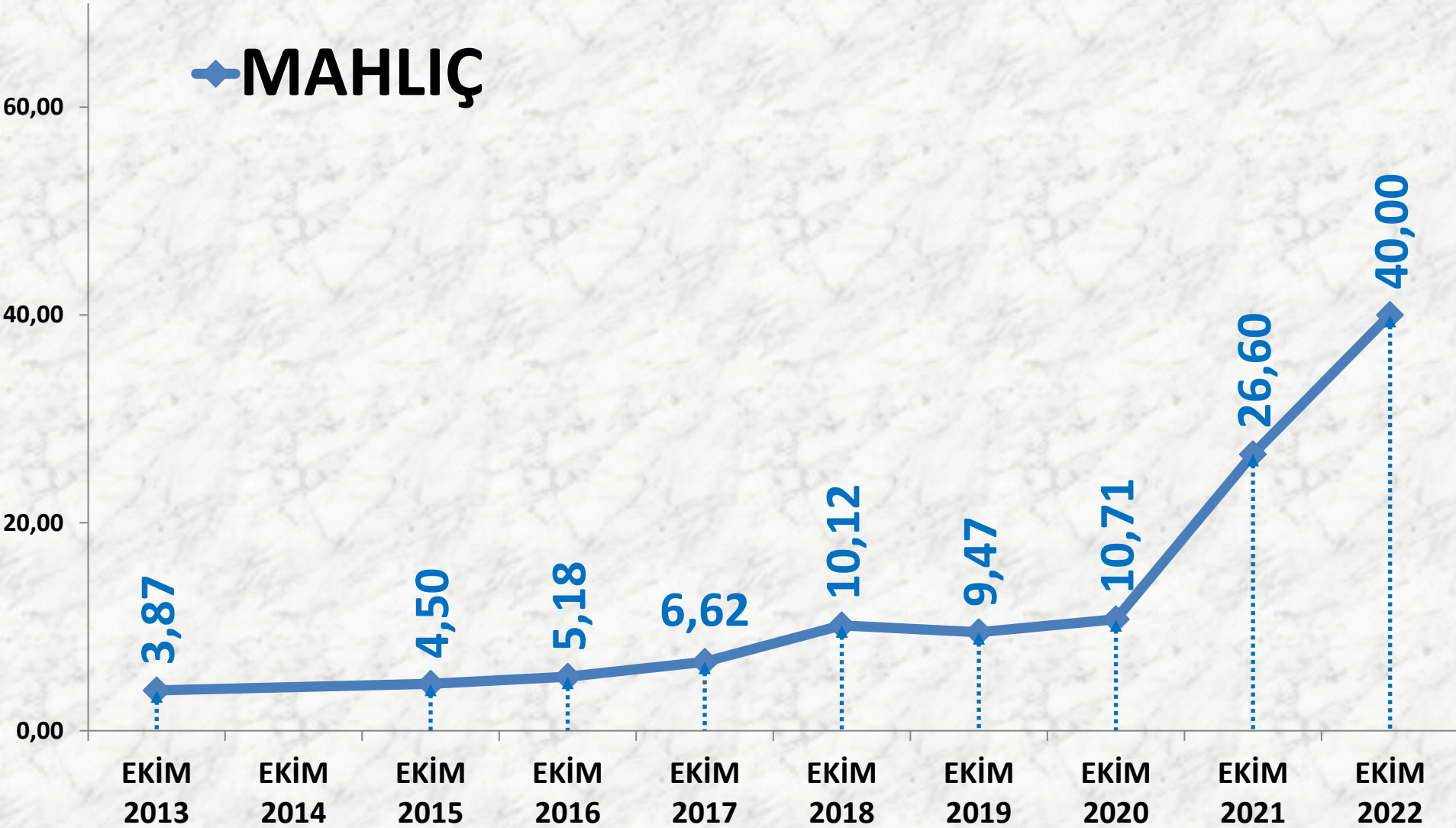
# AYLIK MAHLIÇ PAMUK İŞLEM MİKTARI (TON)



# YILLIK TOPLAM MAHLIÇ PAMUK İŞLEM MİKTARI (TON)



# EKİM AYLARI MAHLIÇ PAMUK FİYAT ORT. (TL)



# KEKİK

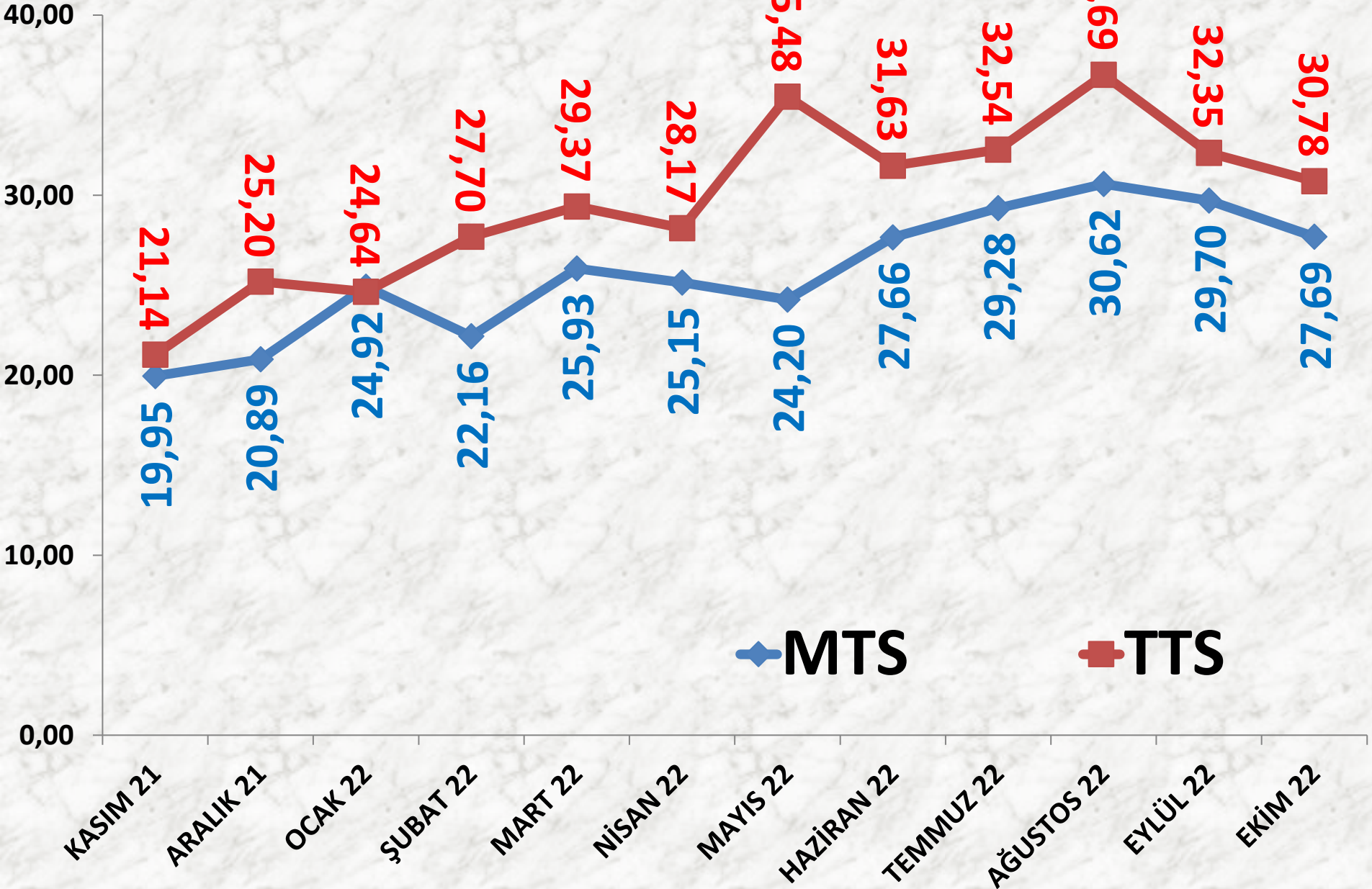
<b>İŞLEM HACMI (TON)</b>	<b>2020 EKİM</b>	<b>2021 EKİM</b>		<b>2022 EKİM</b>	
<i>MTS</i>	<b>1056 TON</b>	<b>8%</b>	<b>1141 TON</b>	<b>6%</b>	<b>1211 TON</b>
<i>TTS</i>	<b>704 TON</b>	<b>67%</b>	<b>1173 TON</b>	<b>-24%</b>	<b>897 TON</b>

<b>EN AZ FİYAT</b>	<b>2020 EKİM</b>	<b>2021 EKİM</b>		<b>2022 EKİM</b>	
<i>MTS</i>	<b>8,50 TL</b>	<b>30%</b>	<b>11,04 TL</b>	<b>76%</b>	<b>19,48 TL</b>
<i>TTS</i>	<b>8,80 TL</b>	<b>-11%</b>	<b>7,80 TL</b>	<b>108%</b>	<b>16,25 TL</b>

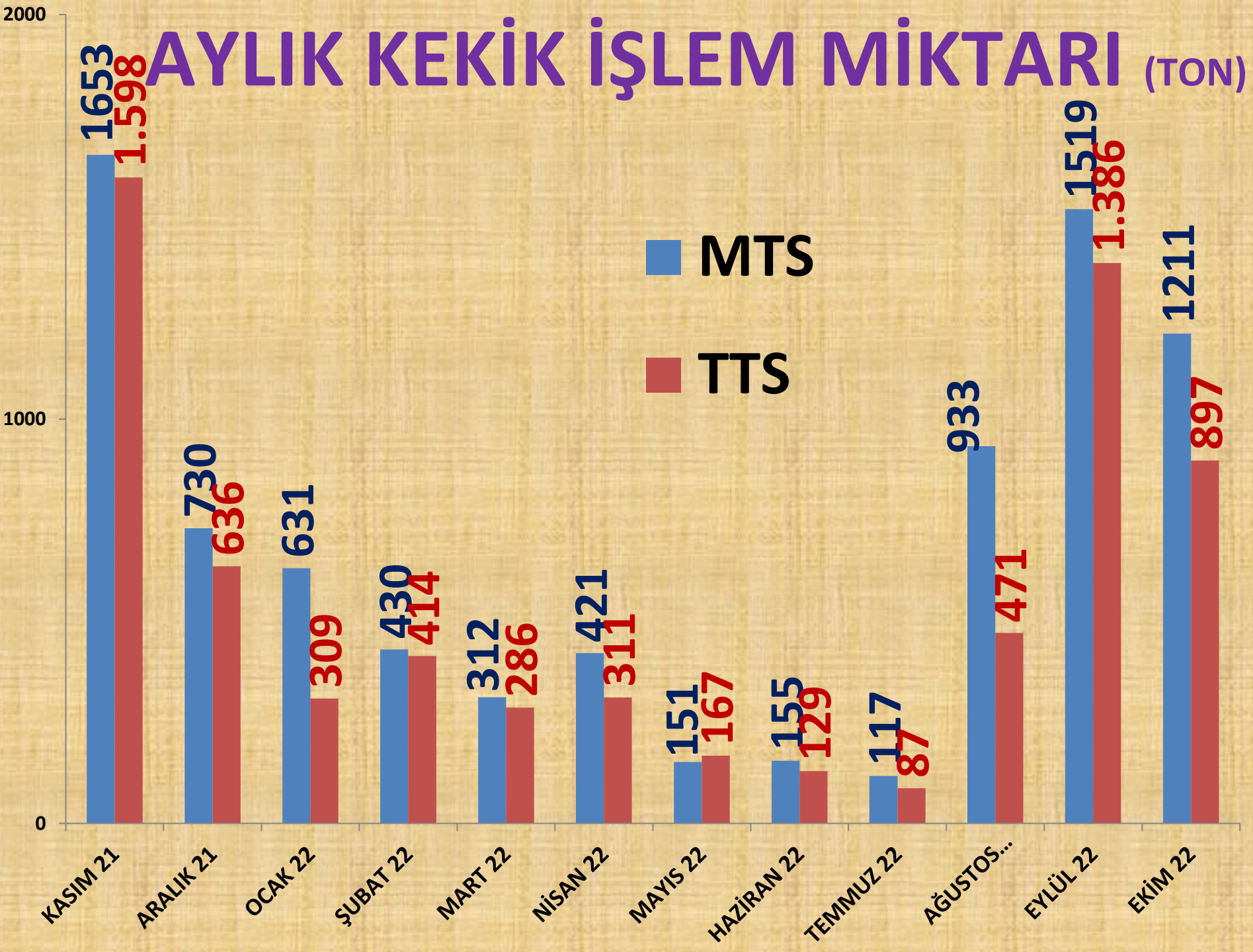
<b>EN ÇOK FİYAT</b>	<b>2020 EKİM</b>	<b>2021 EKİM</b>		<b>2022 EKİM</b>	
<i>MTS</i>	<b>11,20 TL</b>	<b>70%</b>	<b>19,00 TL</b>	<b>85%</b>	<b>35,12 TL</b>
<i>TTS</i>	<b>23,50 TL</b>	<b>53%</b>	<b>36,00 TL</b>	<b>4%</b>	<b>37,50 TL</b>

<b>ORT. FİYAT</b>	<b>2020 EKİM</b>	<b>2021 EKİM</b>		<b>2022 EKİM</b>	
<i>MTS</i>	<b>10,02 TL</b>	<b>74%</b>	<b>17,44 TL</b>	<b>59%</b>	<b>27,69 TL</b>
<i>TTS</i>	<b>11,24 TL</b>	<b>66%</b>	<b>18,66 TL</b>	<b>65%</b>	<b>30,78 TL</b>

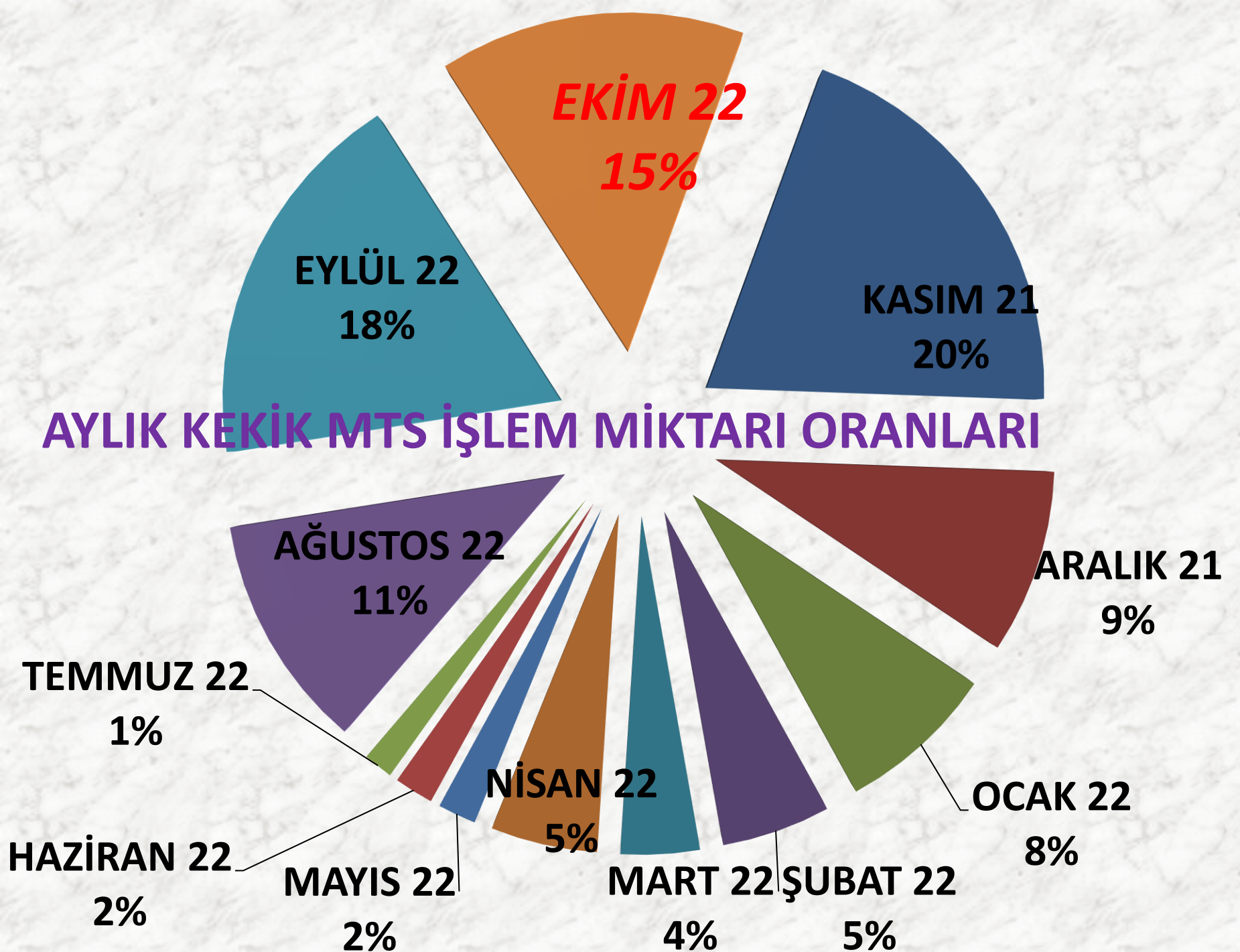
# AYLIK KEKİK FİYAT TRENDİ (TL)



# AYLIK KEKİK İŞLEM MİKTARI (TON)



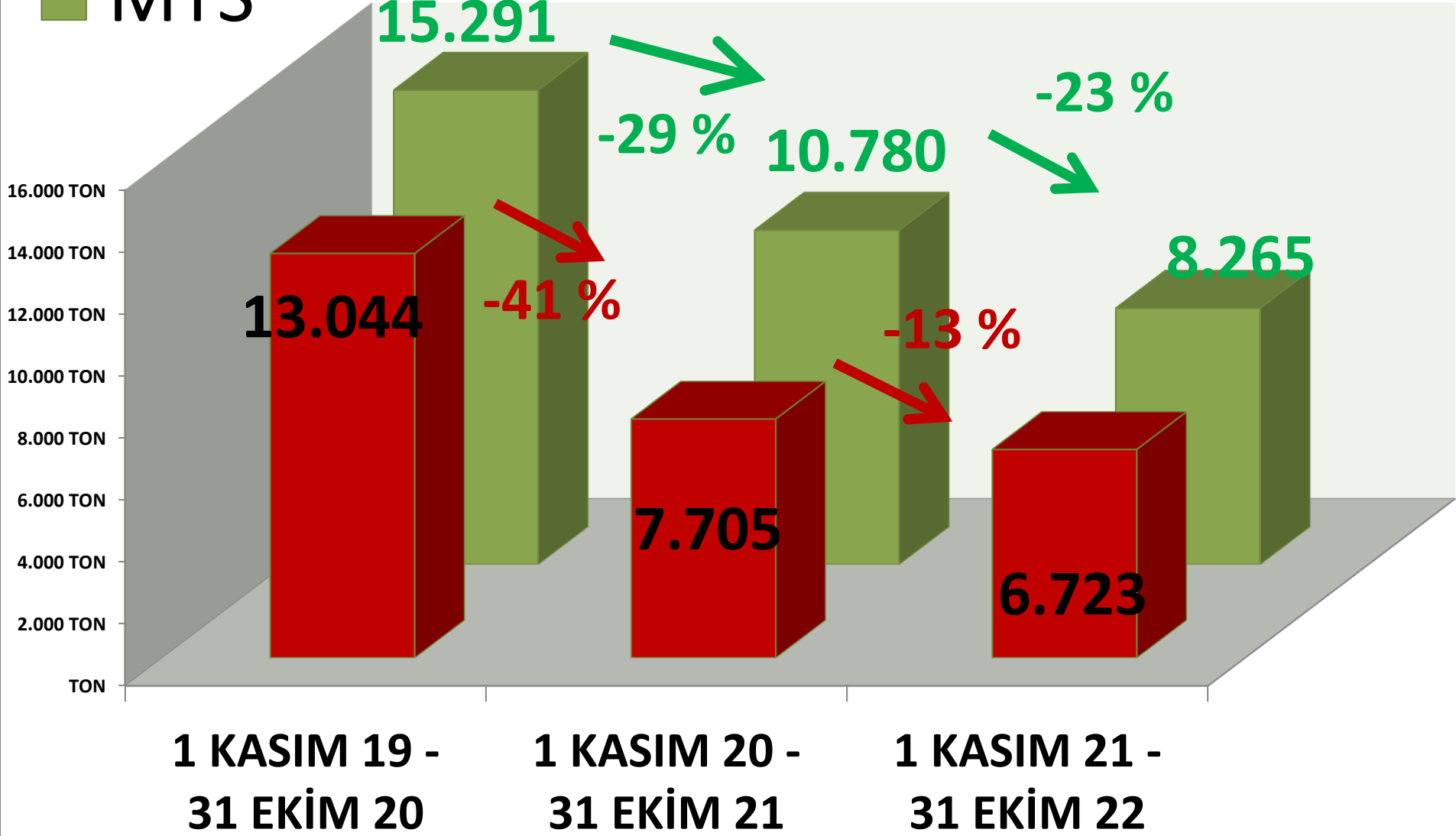
## AYLIK KEKİK MTS İŞLEM MİKTARI ORANLARI



# YILLIK TOPLAM KEKİK İŞLEM MİKTARI (TON)

■ TTS

■ MTS



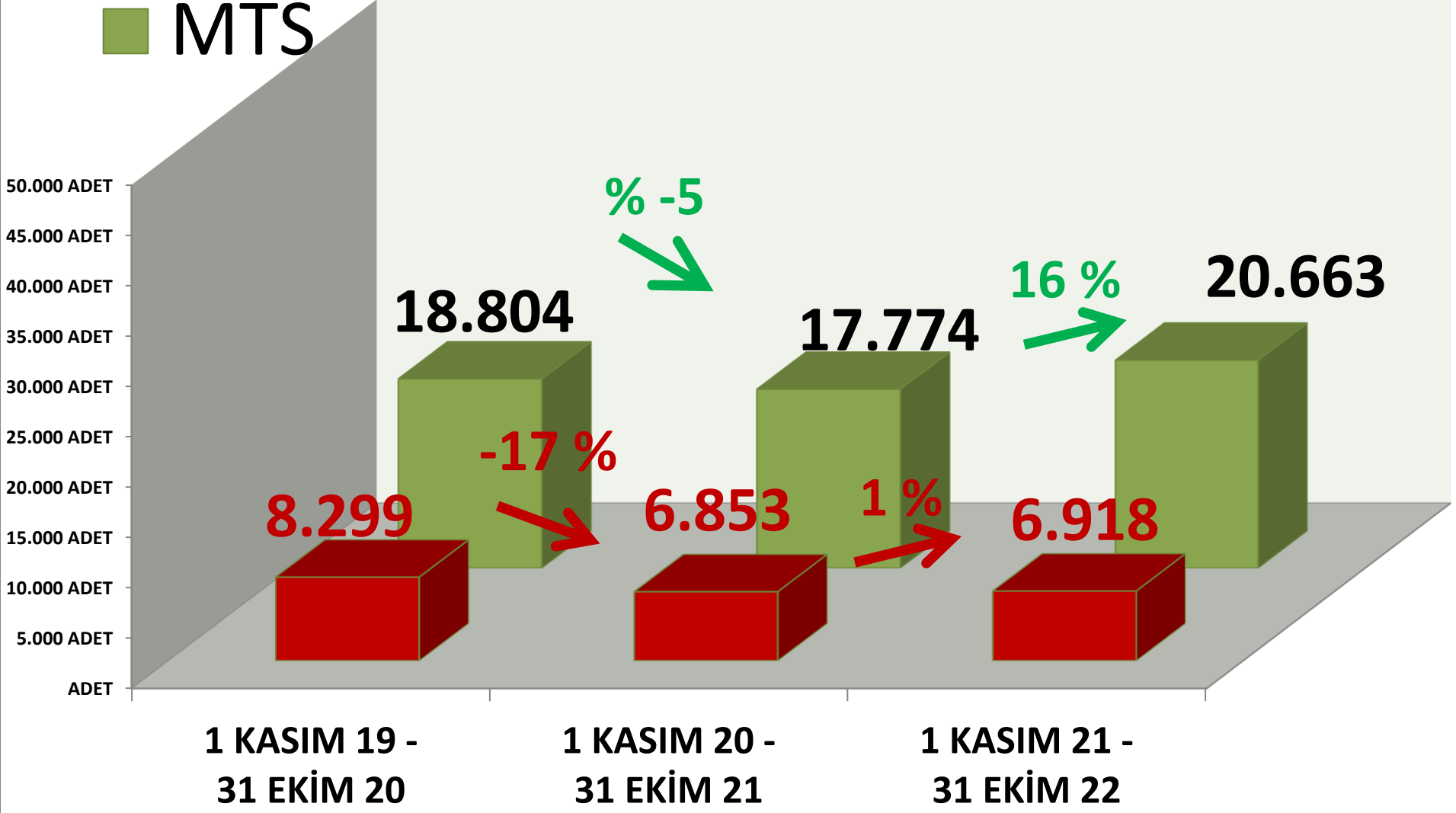
# KASAPLIK CANLI HAYVAN

BÜYÜKBAŞ (ADET)	2020 EKİM	2021 EKİM		2022 EKİM	
MTS	1419 ADET	29%	1829 ADET	7%	1954 ADET
TTS	509 ADET	-67%	170 ADET	243%	583 ADET

KÜÇÜKBAŞ (ADET)	2020 EKİM	2021 EKİM		2022 EKİM	
MTS	4506 ADET	-22%	3505 ADET	69%	5919 ADET
TTS	1137 ADET	6%	1209 ADET	-22%	945 ADET

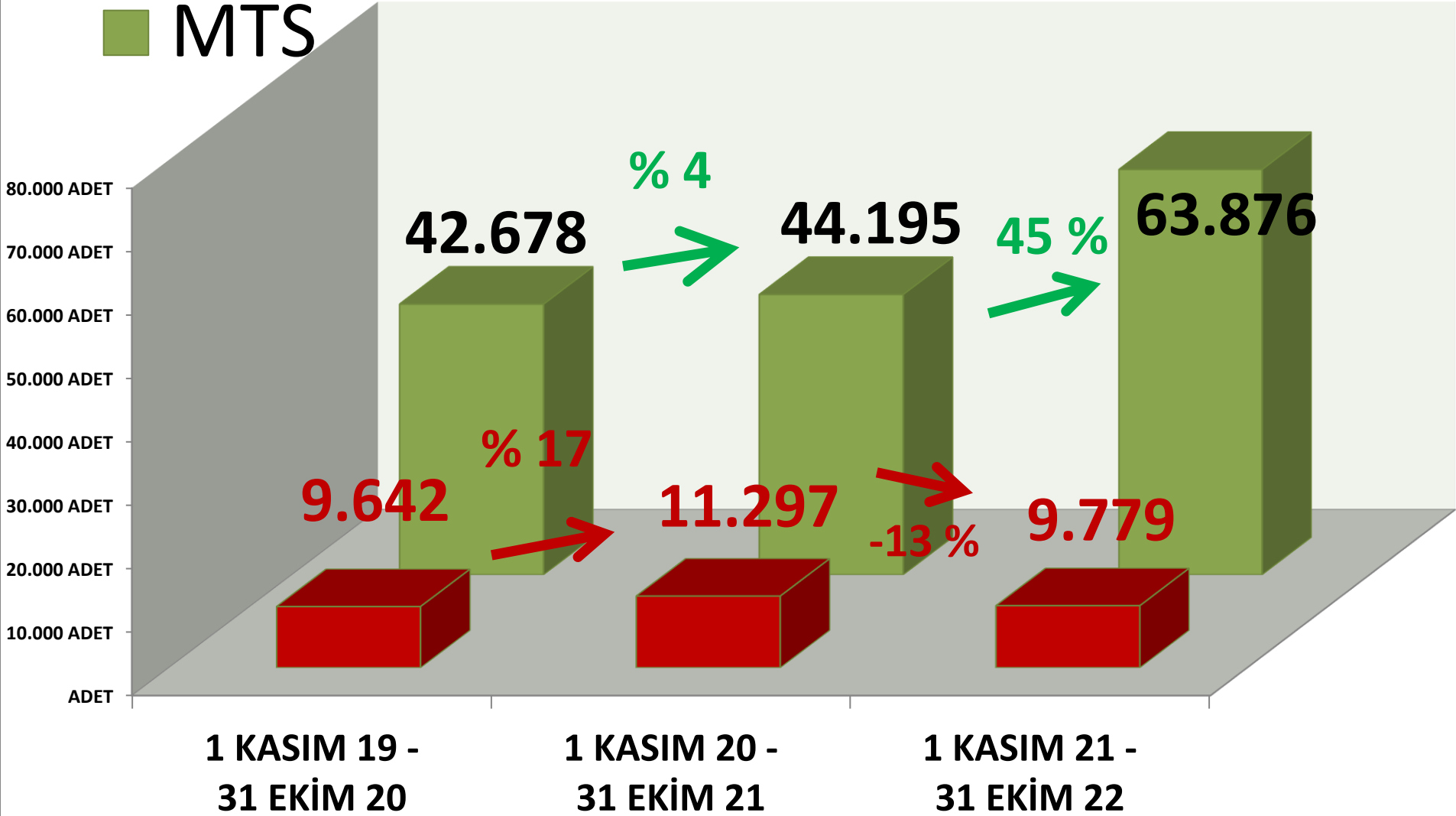
# TTS YILLIK TOPLAM BÜYÜKBAŞ İŞLEM (ADET)

■ TTS  
■ MTS



# TTS YILLIK TOPLAM KÜÇÜKBAŞ İŞLEM<sub>(ADET)</sub>

■ MTS





DINLEDİĞİNİZ İÇİN  
TEŞEKKÜR EDERİM

RECEP MENGİ

