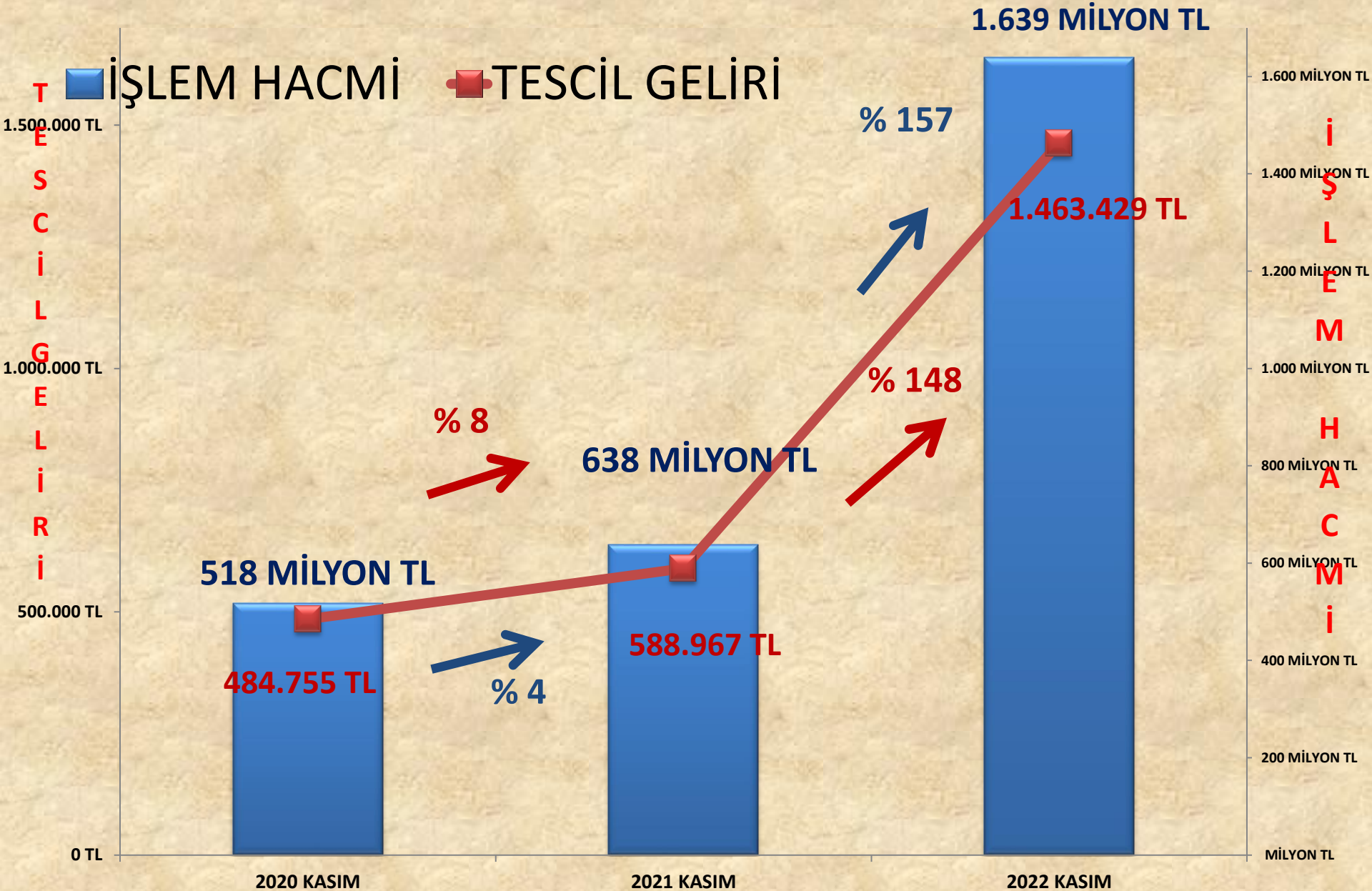




KASIM 2022 TESCİL SUNUMU



İŞLEM HACMİ VE TESCİL GELİRİ VERİLERİ



2021 KASIM

ÜRÜN GRUBU	Miktar(kg./lt/adet)	Tutar(TL)
BAKLİYAT VE MAMÜLLERİ	242.999	2.869.510
BİTKİSEL YAĞLAR	1.000	10.000
KOTASYON DIŐI ÜRÜNLER	76.762.329	268.753.589
HAM DERİLER VE BAĞIRSAKLAR	33.605	211.199
HAYVANSAL YAĞLAR	1.310	18.287
HUBUBAT .	48.907.548	120.630.268
HUBUBAT MAMÜLLERİ	190.216	666.508
KASAPLIK CANLI HAYVANLAR	7.487	27.371.807
KURU MEYVELER	2.912.528	45.114.307
KÜSPELER	1.300	1.300
ORMAN MAHSÜLLERİ	294.090	1.931.553
TEKSTİL HAMMADDELERİ	7.989.448	104.156.319
YAĞLI TOHUMLAR	8.947.739	66.645.981
TOPLAM	146.291.598	638.380.628

2022 KASIM

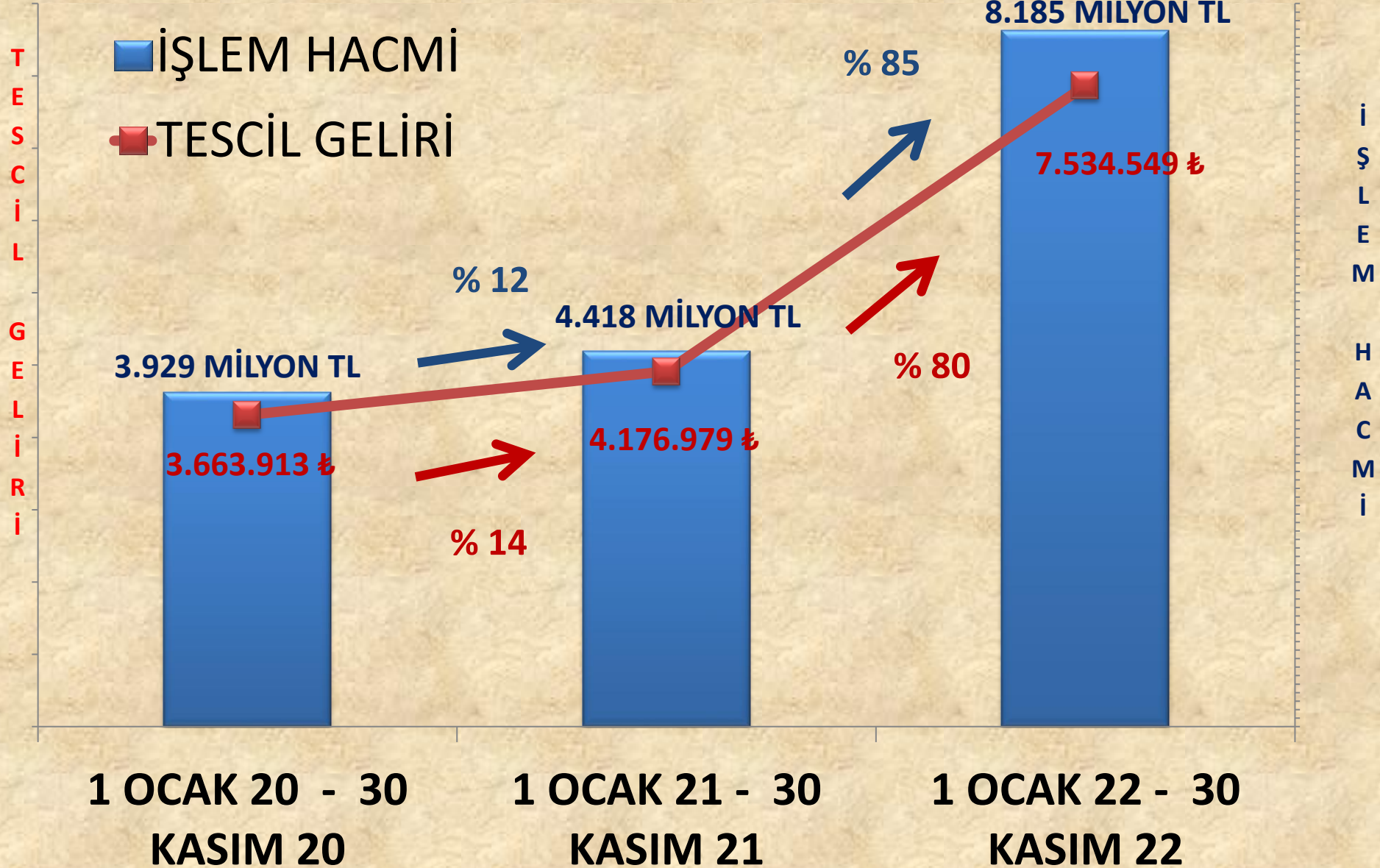
ÜRÜN GRUBU	Miktar(kg./lt/adet)	Tutar(TL)
BAKLİYAT VE MAMÜLLERİ	409.602	11.669.896
BİTKİSEL YAĞLAR	0	0
KOTASYON DIŐI ÜRÜNLER	70.678.991	472.279.991
HAM DERİLER VE BAĞIRSAKLAR	59.664	936.035
HAYVANSAL YAĞLAR	44	5.611
HUBUBAT .	103.271.981	587.047.239
HUBUBAT MAMÜLLERİ	187.930	1.243.246
KASAPLIK CANLI HAYVANLAR	6.798	60.286.987
KURU MEYVELER	5.362.231	157.477.130
KÜSPELER	0	0
ORMAN MAHSÜLLERİ	60.945	1.914.493
TEKSTİL HAMMADDELERİ	6.302.813	115.219.599
YAĞLI TOHUMLAR	11.595.467	231.406.071
TOPLAM	197.936.465	1.639.486.298

2021 -2022 KASIM DEĞİŞİM

ÜRÜN GRUBU	Miktar(kg./lt/adet)	Tutar(TL)
BAKLİYAT VE MAMÜLLERİ	166.604	8.800.386
BİTKİSEL YAĞLAR	-1.000	-10.000
KOTASYON DIŞI ÜRÜNLER	-6.083.338	203.526.403
HAM DERİLER VE BAĞIRSAKLAR	26.059	724.836
HAYVANSAL YAĞLAR	-1.266	-12.676
HUBUBAT .	54.364.433	466.416.971
HUBUBAT MAMÜLLERİ	-2.286	576.738
KASAPLIK CANLI HAYVANLAR	-689	32.915.181
KURU MEYVELER	2.449.704	112.362.823
KÜSPELER	-1.300	-1.300
ORMAN MAHSÜLLERİ	-233.145	-17.060
TEKSTİL HAMMADDELERİ	-1.686.635	11.063.279
YAĞLI TOHUMLAR	2.647.728	164.760.090
TOPLAM	51.644.868	1.001.105.669

	2021 – 2022 KASIM DEĞİŞİM ORANI	
ÜRÜN GRUBU	Miktar(kg./lt/adet)	Tutar(TL)
BAKLİYAT VE MAMÜLLERİ	69%	307%
BİTKİSEL YAĞLAR	-100%	-100%
KOTASYON DIŞI ÜRÜNLER	-8%	76%
HAM DERİLER VE BAĞIRSAKLAR	78%	343%
HAYVANSAL YAĞLAR	-97%	-69%
HUBUBAT .	111%	387%
HUBUBAT MAMÜLLERİ	-1%	87%
KASAPLIK CANLI HAYVANLAR	-9%	120%
KURU MEYVELER	84%	249%
KÜSPELER	-100%	-100%
ORMAN MAHSÜLLERİ	-79%	-1%
TEKSTİL HAMMADDELERİ	-21%	11%
YAĞLI TOHUMLAR	30%	247%
TOPLAM	35%	157%

İŞLEM HACMİ VE TESCİL GELİRİ VERİLERİ



1 OCAK – 30 KASIM 2021

	Miktar(kg./lt/adet)	Tutar(TL)
BAKLİYAT VE MAMÜLLERİ	6.506.587	49.282.063
BİTKİSEL YAĞLAR	16.058	254.383
KOTASYON DIŐI ÜRÜNLER	828.840.508	2.385.401.362
HAM DERİLER VE BAĞIRSAKLAR	989.105	1.510.844
HAYVANSAL YAĞLAR	11.224	369.674
HUBUBAT .	165.392.105	369.118.893
HUBUBAT MAMÜLLERİ	3.332.699	7.989.514
KASAPLIK CANLI HAYVANLAR	76.548	273.327.017
KURU MEYVELER	25.244.749	325.964.308
KÜSPELER	613.070	1.033.527
MEYVE ÇEKİRDEKLERİ	229.617	837.315
ORMAN MAHSÜLLERİ	4.008.121	22.325.527
TEKSTİL HAMMADDELERİ	26.711.741	282.573.758
YAĞLI TOHUMLAR	62.620.269	698.143.156
TOPLAM	1.124.592.401	4.418.131.341

1 OCAK – 30 KASIM 2022

	Miktar(kg./lt/adet)	Tutar(TL)
BAKLİYAT VE MAMÜLLERİ	5.634.107	112.727.587
BİTKİSEL YAĞLAR	4.250	151.990
KOTASYON DIŐI ÜRÜNLER	580.506.810	3.603.107.594
HAM DERİLER VE BAĞIRSAKLAR	355.409	4.930.945
HAYVANSAL YAĞLAR	2.624	154.796
HUBUBAT .	261.933.362	1.427.923.772
HUBUBAT MAMÜLLERİ	3.345.853	20.307.024
KASAPLIK CANLI HAYVANLAR	96.583	565.955.632
KURU MEYVELER	20.193.059	520.994.506
KÜSPELER	0	0
MEYVE ÇEKİRDEKLERİ	500	15.939
ORMAN MAHSÜLLERİ	3.422.678	38.933.572
TEKSTİL HAMMADDELERİ	26.497.117	623.607.782
YAĞLI TOHUMLAR	77.224.776	1.265.811.121
TOPLAM	979.217.128	8.184.622.259

1 OCAK – 30 KASIM 21 /22 DEĞİŞİM

	Miktar(kg./lt/adet)	Tutar(TL)
BAKLİYAT VE MAMÜLLERİ	-872.480	63.445.524
BİTKİSEL YAĞLAR	-11.808	-102.393
KOTASYON DIŞI ÜRÜNLER	-248.333.698	1.217.706.232
HAM DERİLER VE BAĞIRSAKLAR	-633.696	3.420.101
HAYVANSAL YAĞLAR	-8.600	-214.878
HUBUBAT	96.541.257	1.058.804.879
HUBUBAT MAMÜLLERİ	13.154	12.317.510
KASAPLIK CANLI HAYVANLAR	20.035	292.628.615
KURU MEYVELER	-5.051.690	195.030.198
KÜSPELER	-613.070	-1.033.527
MEYVE ÇEKİRDEKLERİ	-229.117	-821.376
ORMAN MAHSÜLLERİ	-585.443	16.608.044
TEKSTİL HAMMADDELERİ	-214.624	341.034.023
YAĞLI TOHUMLAR	14.604.507	567.667.965
TOPLAM		

1 OCAK – 30 KASIM 22 % DEĞİŞİM

	Miktar(kg./lt/adet)	Tutar(TL)
BAKLİYAT VE MAMÜLLERİ	-13%	129%
BİTKİSEL YAĞLAR	-74%	-40%
KOTASYON DIŞI ÜRÜNLER	-30%	51%
HAM DERİLER VE BAĞIRSAKLAR	-64%	226%
HAYVANSAL YAĞLAR	-77%	-58%
HUBUBAT .	58%	287%
HUBUBAT MAMÜLLERİ	0%	154%
KASAPLIK CANLI HAYVANLAR	26%	107%
KURU MEYVELER	-20%	60%
KÜSPELER	-100%	-100%
MEYVE ÇEKİRDEKLERİ	-100%	-98%
ORMAN MAHSÜLLERİ	-15%	74%
TEKSTİL HAMMADDELERİ	-1%	121%
YAĞLI TOHUMLAR	23%	81%
TOPLAM	-13%	85%

ARPA

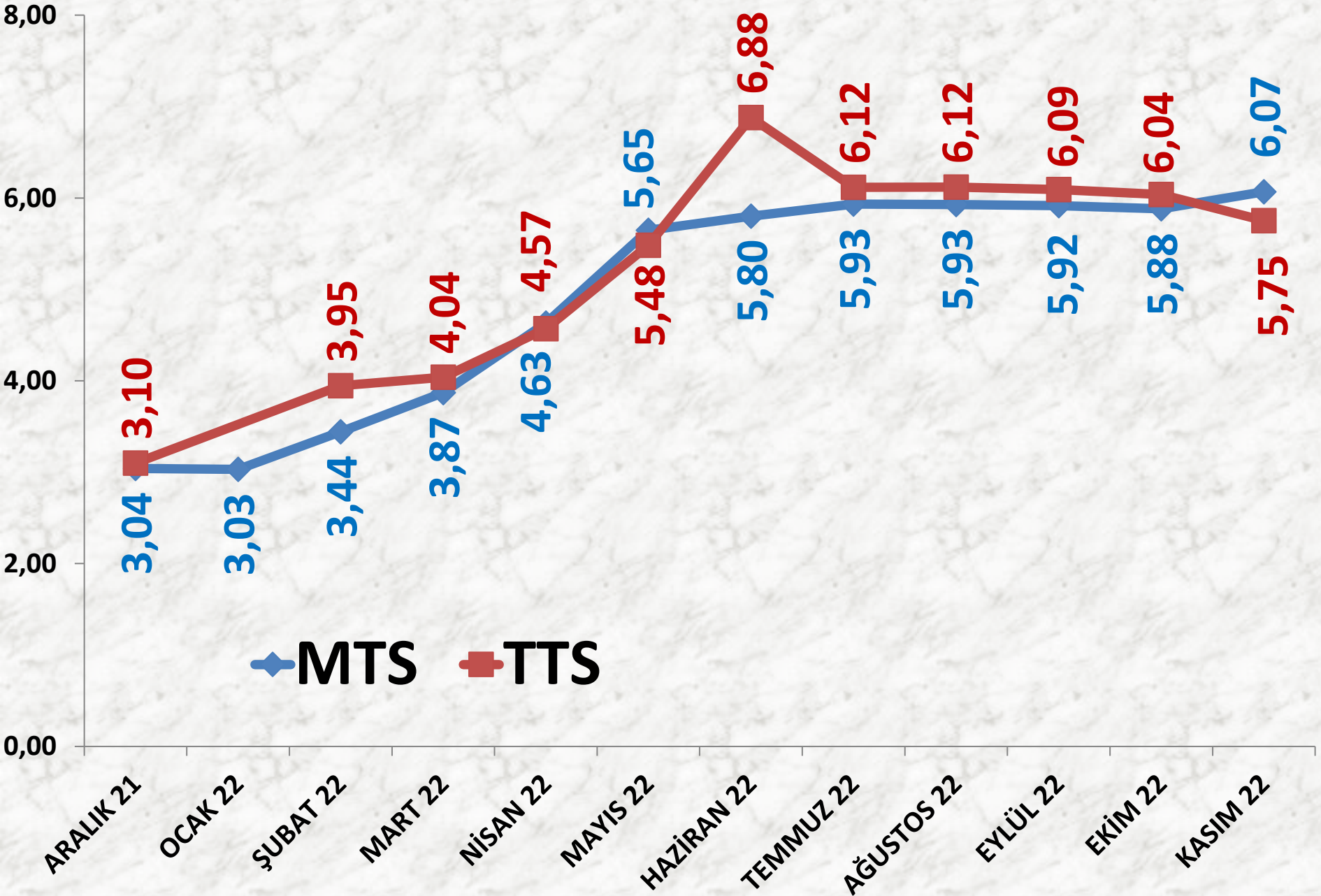
İŞLEM HACMİ (TON)	2020 KASIM	2021 KASIM		2022 KASIM	
MTS	1.289 TON	-50%	643 TON	-39%	390 TON
TTS	963 TON	-72%	267 TON	-20%	214 TON

EN AZ FİYAT	2020 KASIM	2021 KASIM		2022 KASIM	
MTS	1,20 TL	97%	2,36 TL	129%	5,40 TL
TTS	1,37 TL	90%	2,60 TL	117%	5,65 TL

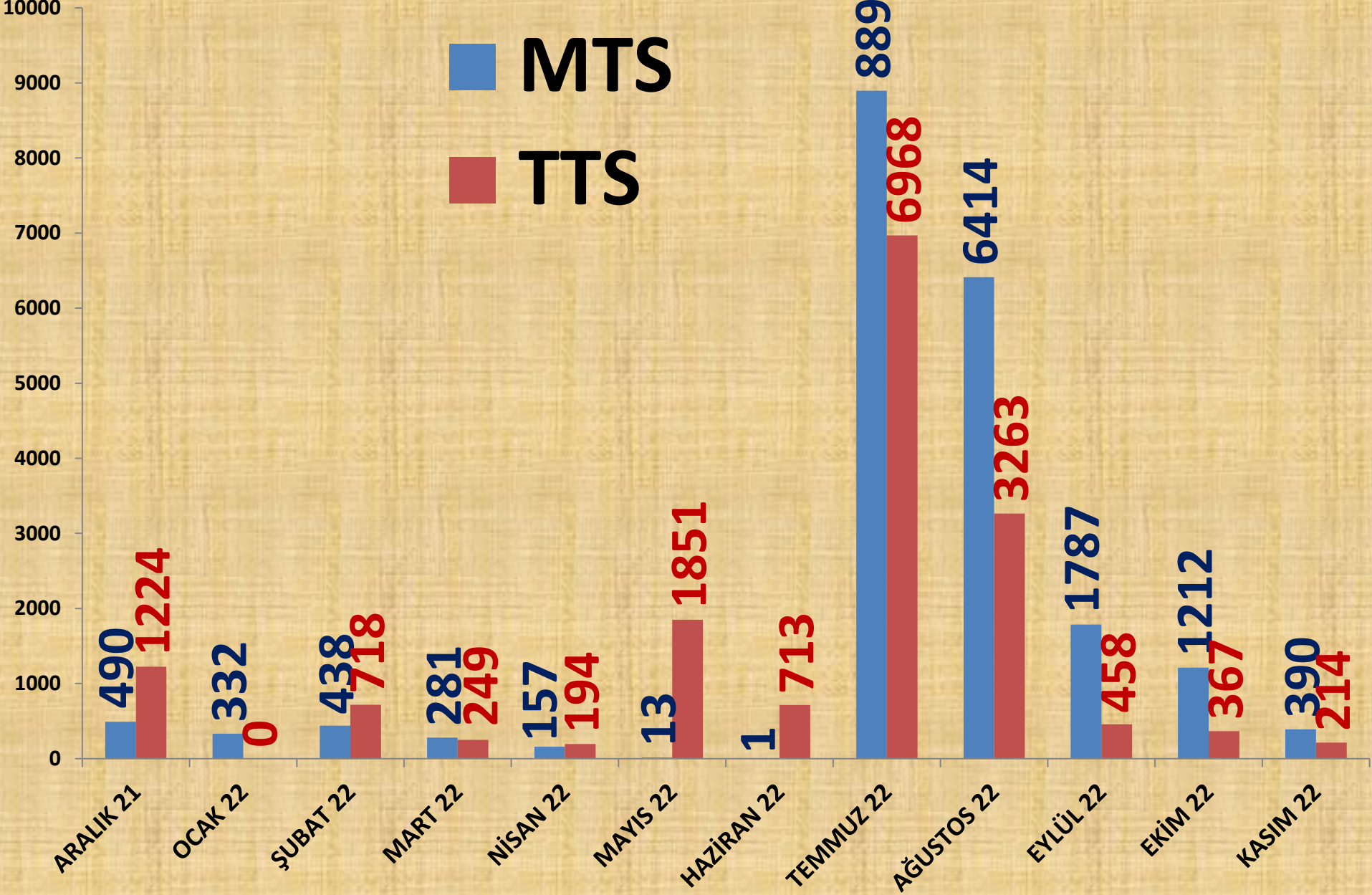
EN ÇOK FİYAT	2020 KASIM	2021 KASIM		2022 KASIM	
MTS	1,70 TL	88%	3,20 TL	117%	6,95 TL
TTS	1,92 TL	52%	2,92 TL	109%	6,09 TL

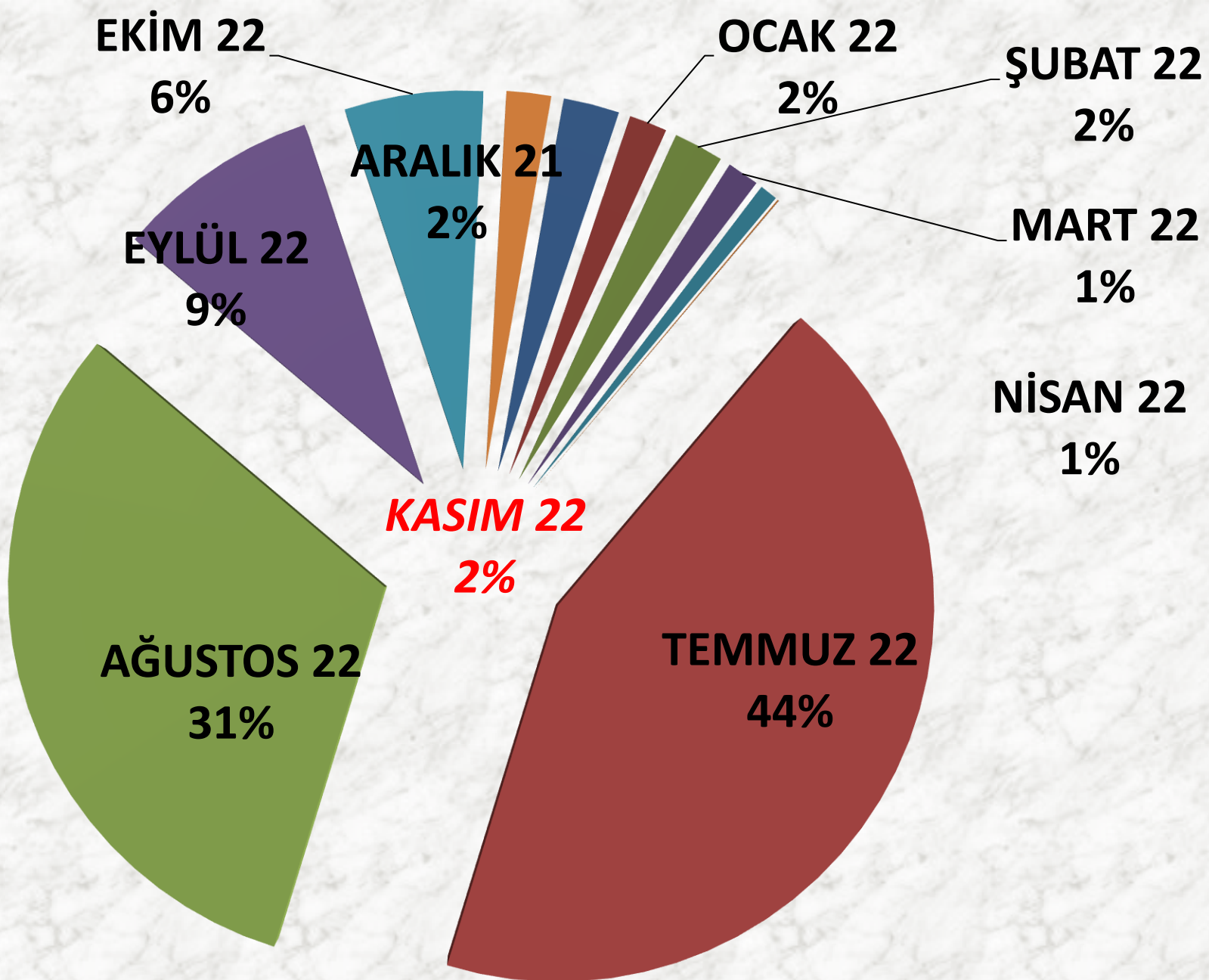
ORT. FİYAT	2020 KASIM	2021 KASIM		2022 KASIM	
MTS	1,45 TL	84%	2,67 TL	128%	6,07 TL
TTS	1,63 TL	73%	2,82 TL	104%	5,75 TL

AYLIK ARPA FİYAT TRENDİ (TL)



AYLIK ARPA İŞLEM MİKTARI (TON)



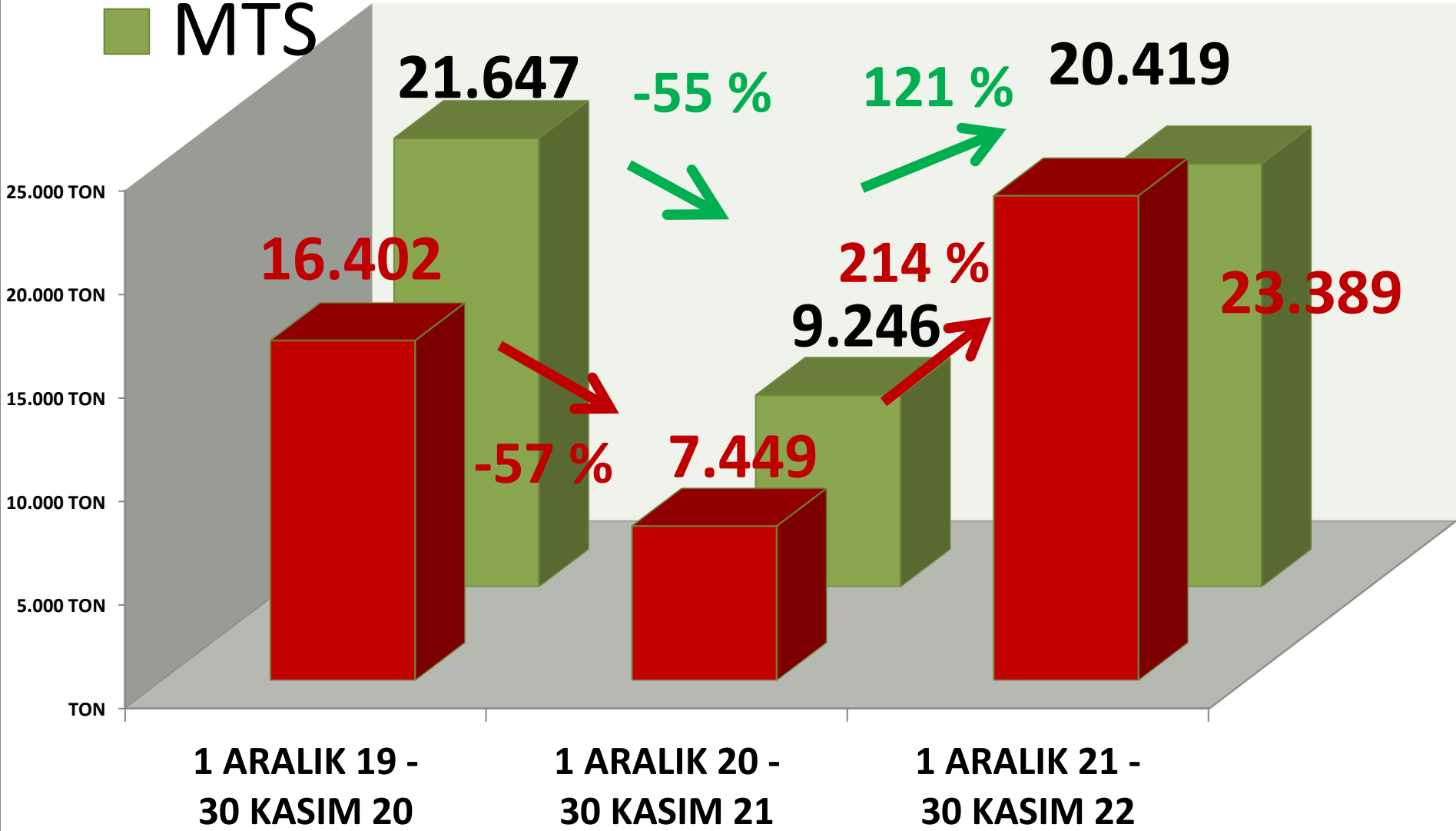


AYLIK ARPA MTS İŞLEM MİKTARI ORANLARI

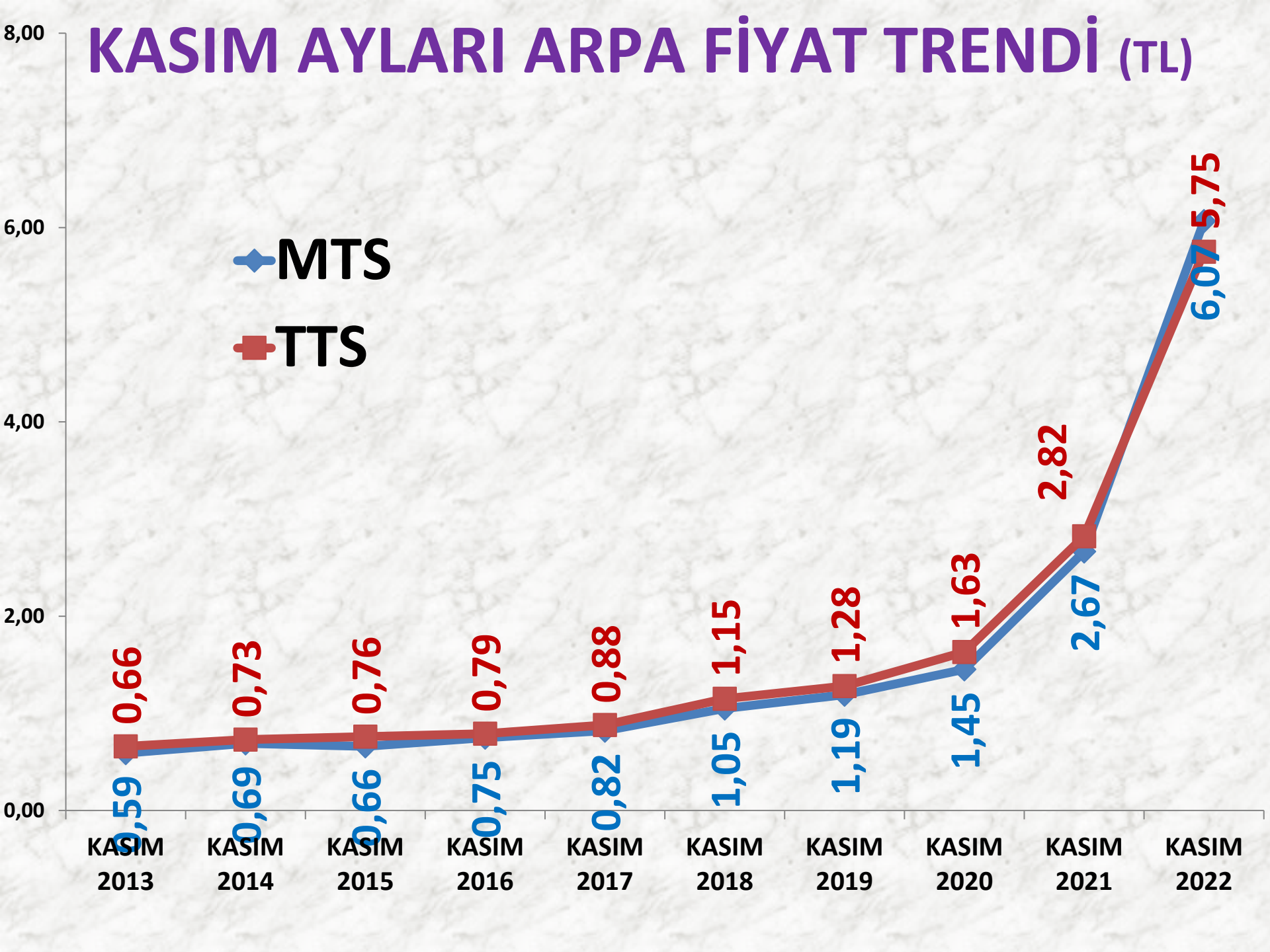
■ TTS

YILLIK ARPA İŞLEM MİKTARI (TON)

■ MTS



KASIM AYLARI ARPA FİYAT TRENDİ (TL)



BUĞDAY

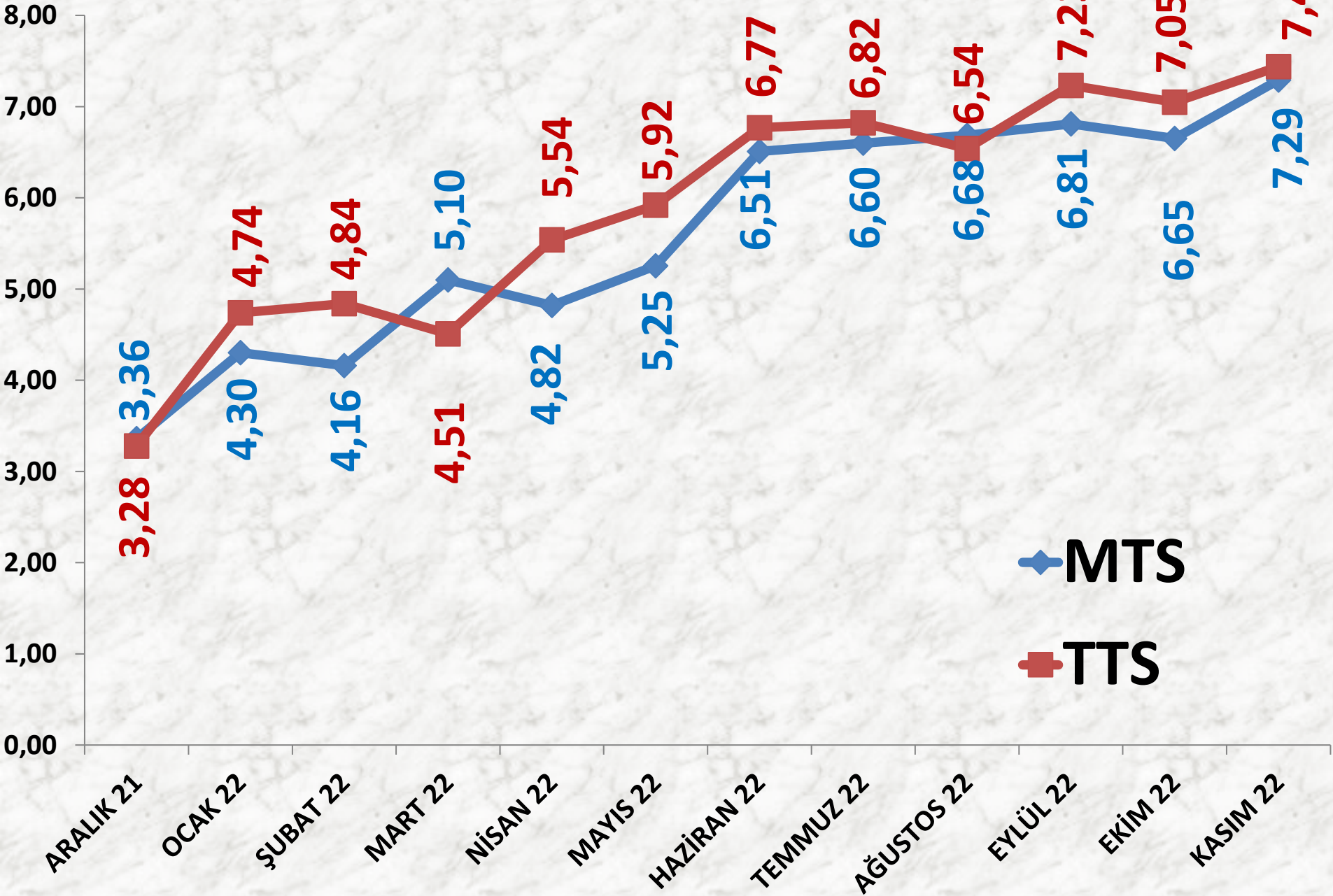
İŞLEM MİKTARI (TON)	2020 KASIM	2021 KASIM		2022 KASIM	
<i>MTS</i>	2.251 TON	-61%	871 TON	89%	1.646 TON
<i>TTS</i>	1.832 TON	28%	2.351 TON	57%	3.691 TON

EN AZ FİYAT	2020 KASIM	2021 KASIM		2022 KASIM	
MTS	1,35 TL	50%	2,02 TL	197%	6,00 TL
TTS	1,55 TL	65%	2,56 TL	134%	6,00 TL

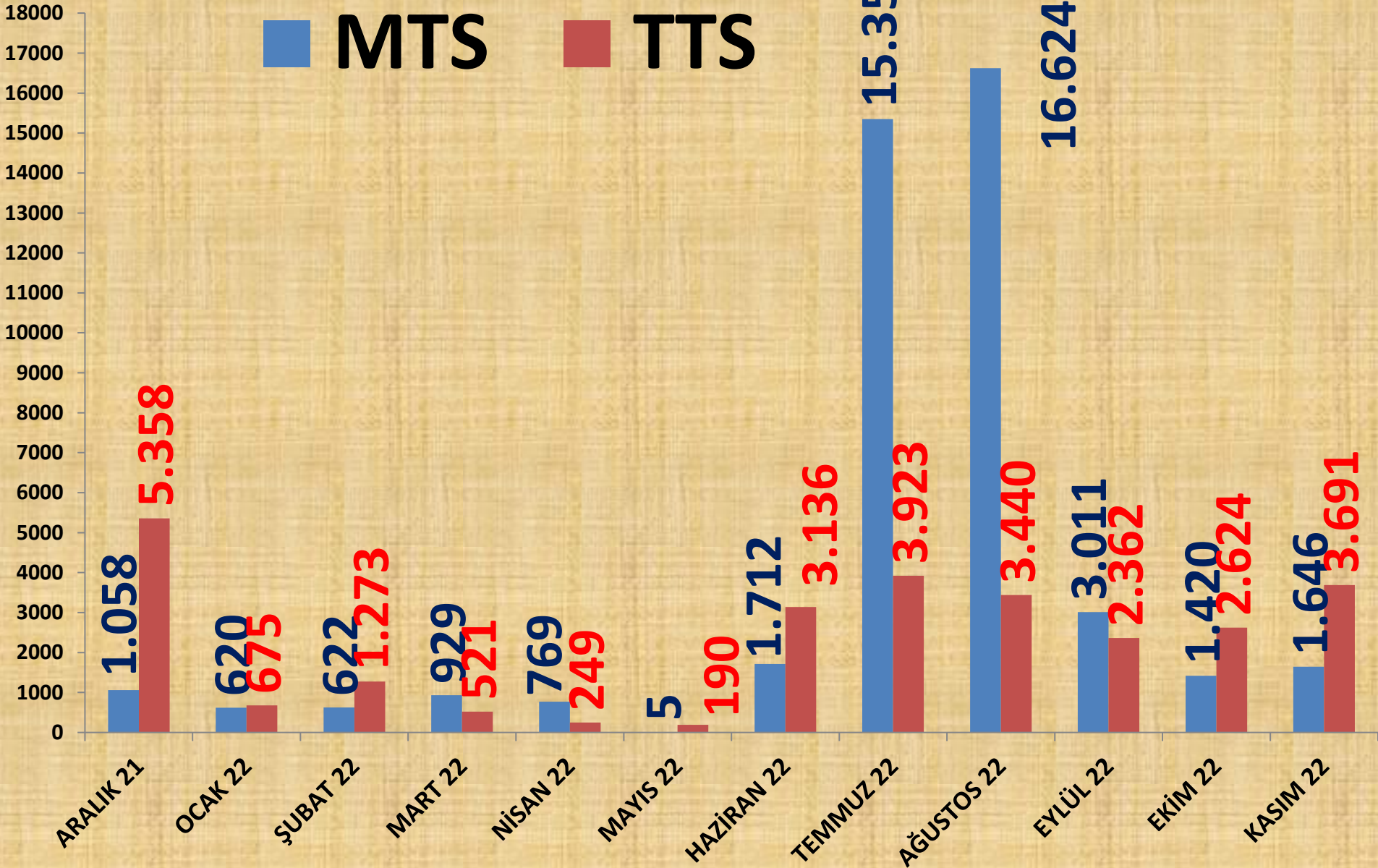
EN ÇOK FİYAT	2020 KASIM	2021 KASIM		2022 KASIM	
MTS	2,35 TL	64%	3,86 TL	120%	8,50 TL
TTS	2,55 TL	43%	3,65 TL	126%	8,25 TL

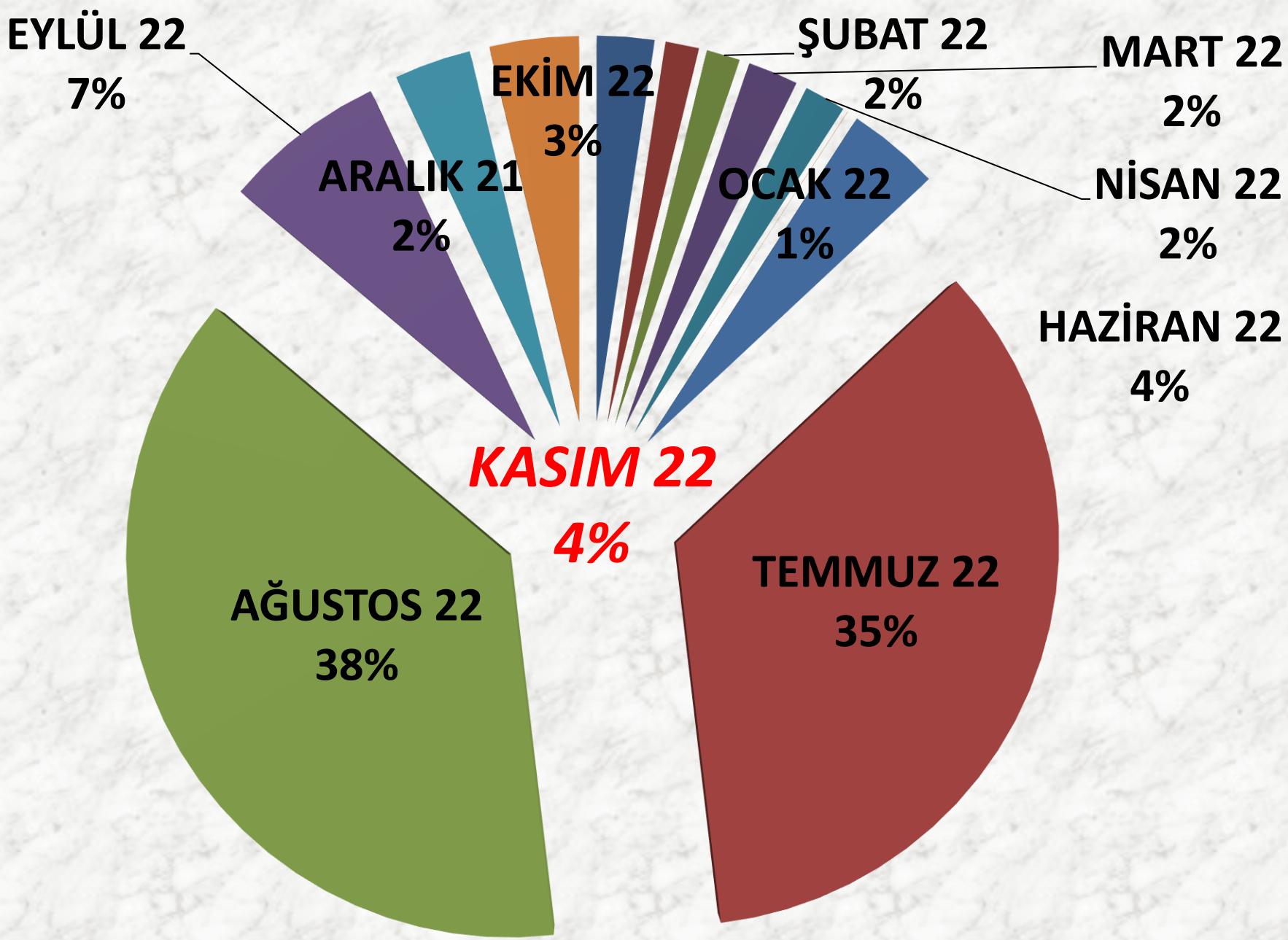
ORT. FİYAT	2020 KASIM	2021 KASIM		2022 KASIM	
MTS	1,85 TL	48%	2,73 TL	167%	7,29 TL
TTS	2,20 TL	31%	2,88 TL	158%	7,44 TL

AYLIK BUĞDAY FİYAT TRENDİ (TL)



AYLIK BUĞDAY İŞLEM MİKTARI (TON)



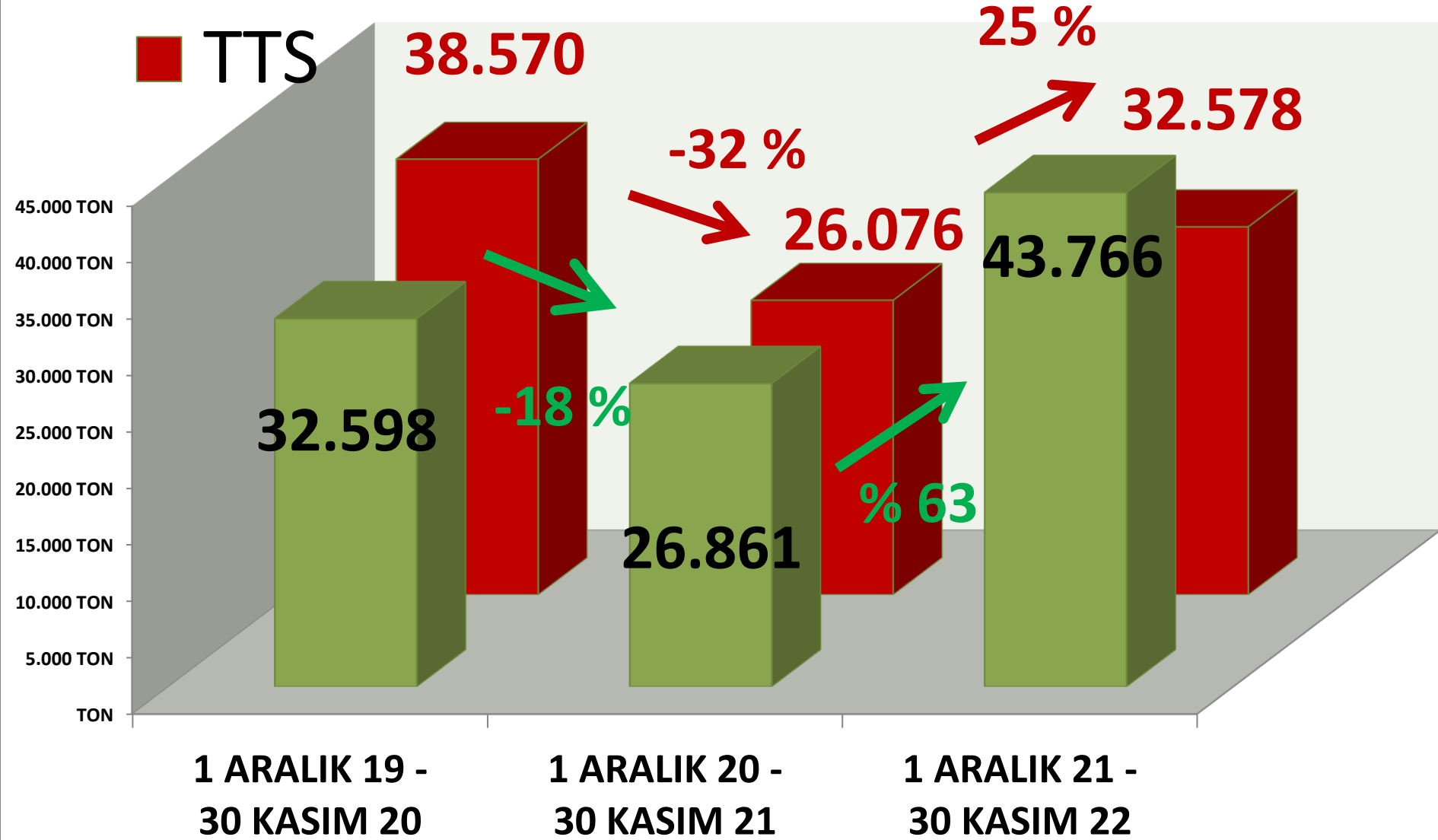


AYLIK BUĞDAY MTS İŞLEM MİKTARI ORANLARI

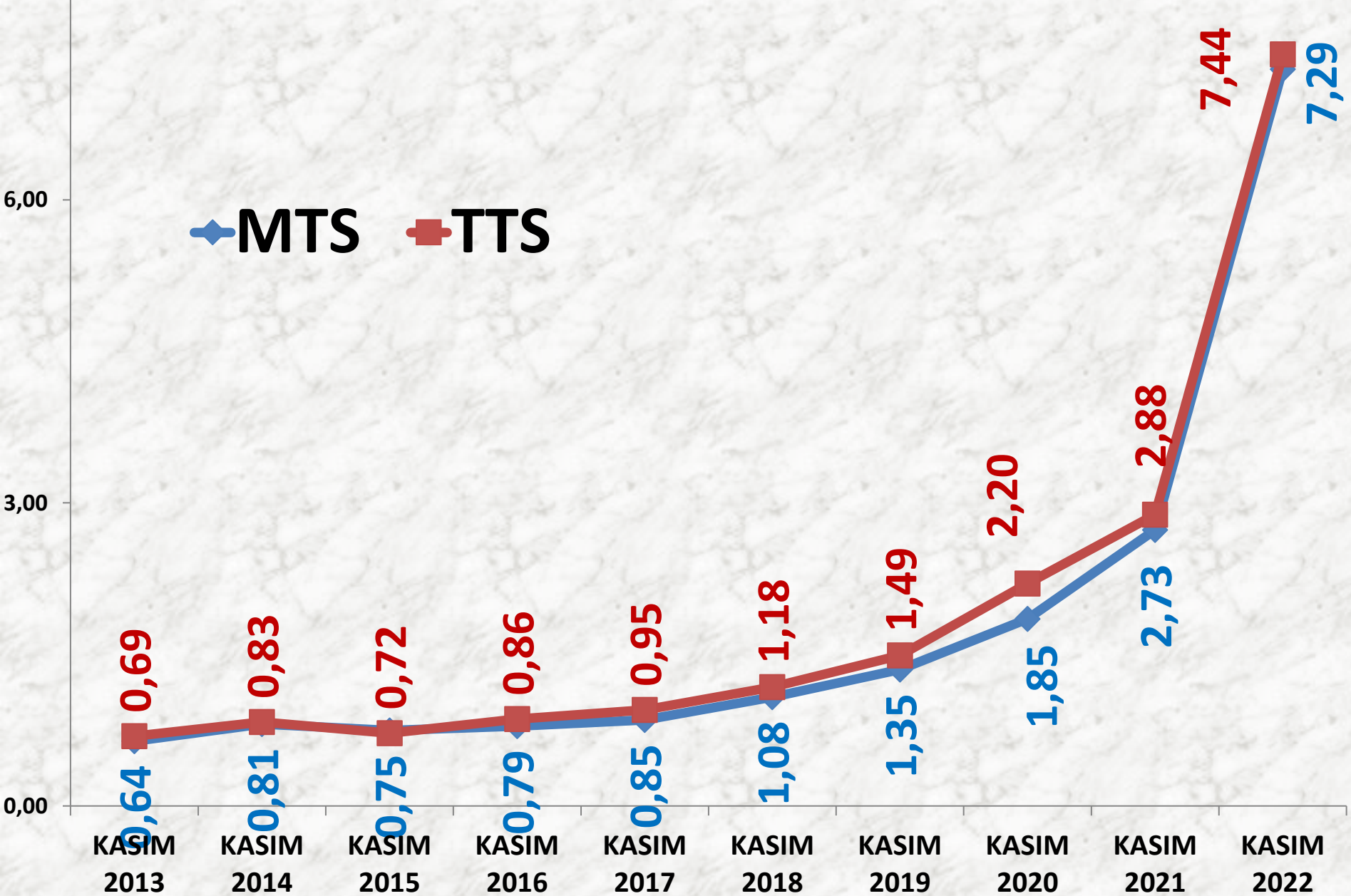
YILLIK BUĞDAY İŞLEM MİKTARI (TON)

■ MTS

■ TTS



KASIM AYLARI BUĞDAY FİYAT ORT. (TL)



MISIR DANE

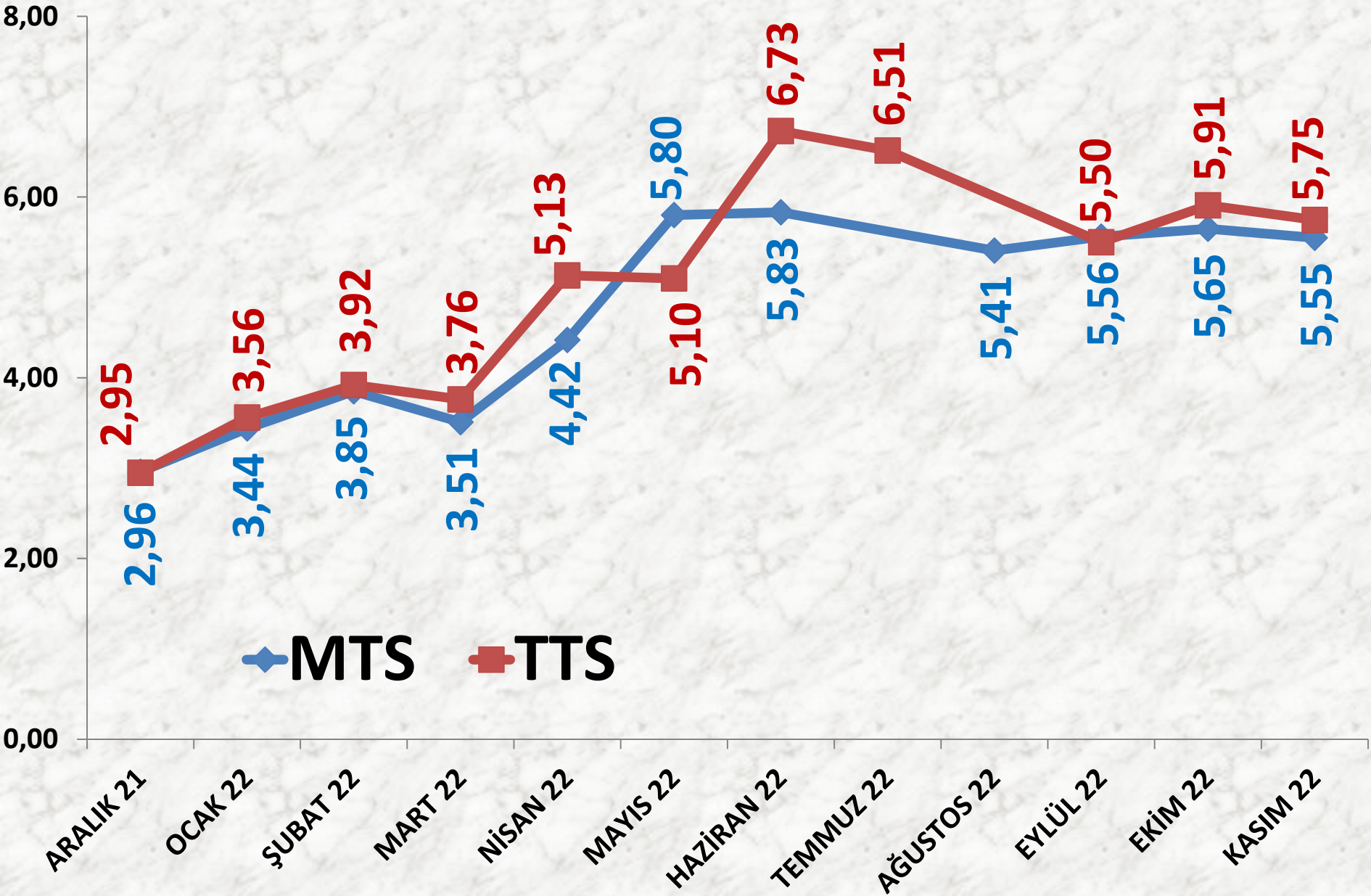
İŞLEM MİKTARI (TON)	2020 KASIM	2021 KASIM		2022 KASIM	
MTS	39.168 TON	-44%	21.795 TON	144%	53.185 TON
TTS	32.044 TON	-54%	14.709 TON	191%	42.797 TON

EN AZ FİYAT	2020 KASIM	2021 KASIM		2022 KASIM	
MTS	1,18 TL	99%	2,35 TL	120%	5,17 TL
TTS	1,50 TL	68%	2,52 TL	98%	5,00 TL

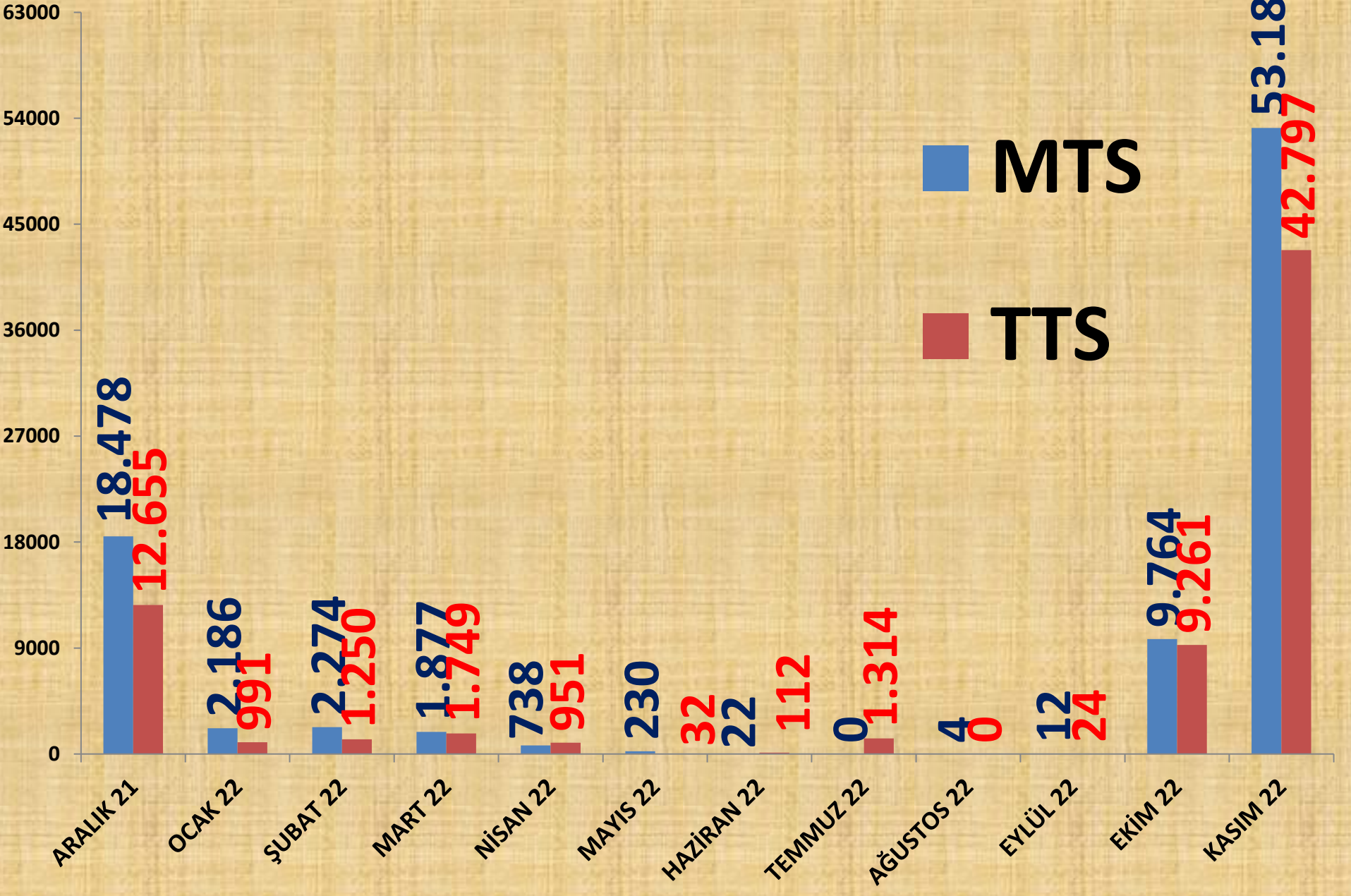
EN ÇOK FİYAT	2020 KASIM	2021 KASIM		2022 KASIM	
MTS	1,86 TL	98%	3,68 TL	79%	6,60 TL
TTS	2,00 TL	78%	3,55 TL	118%	7,75 TL

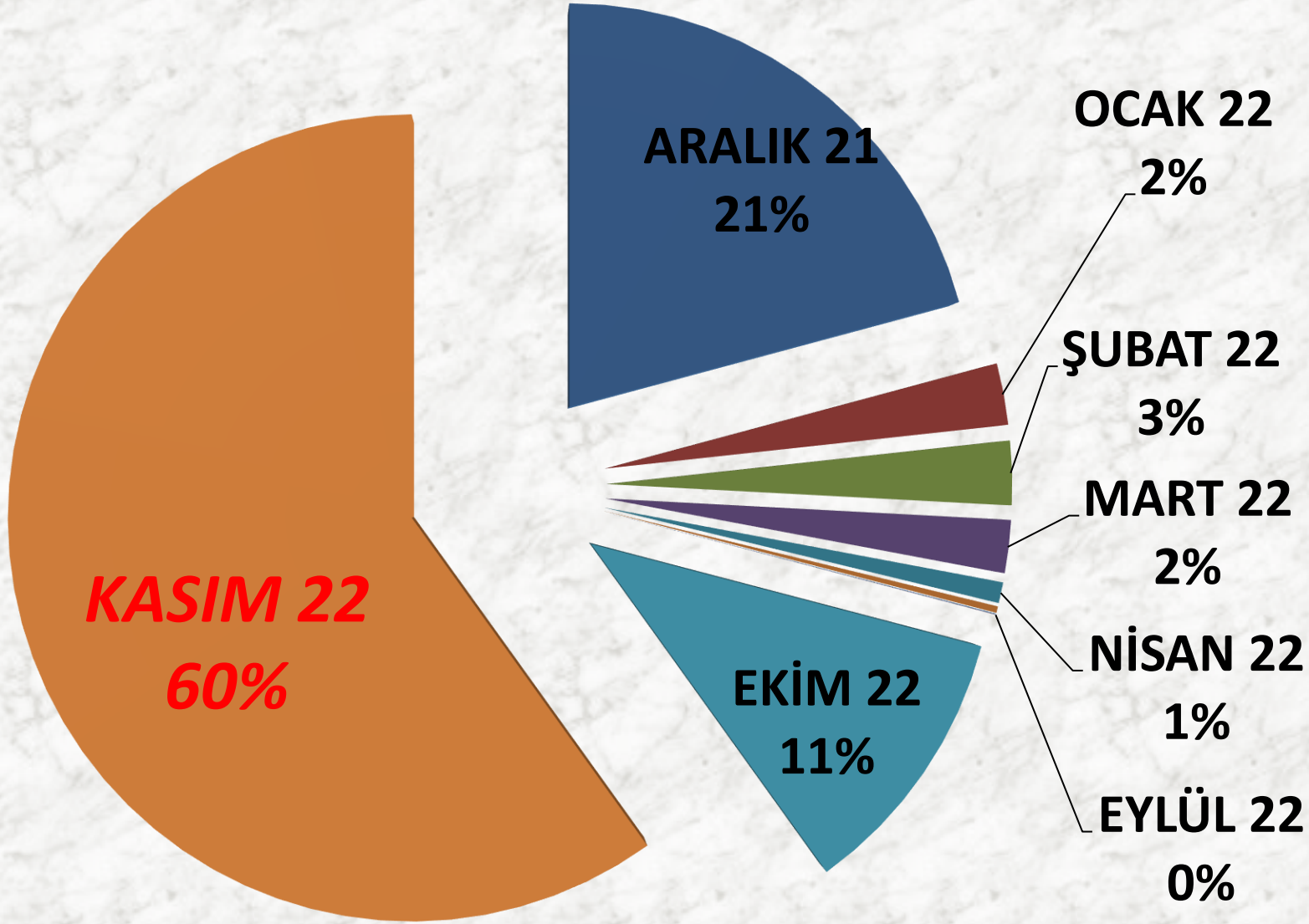
ORT. FİYAT	2020 KASIM	2021 KASIM		2022 KASIM	
MTS	1,60 TL	77%	2,82 TL	96%	5,55 TL
TTS	1,64 TL	76%	2,89 TL	99%	5,75 TL

AYLIK MISIR DANE FİYAT TRENDİ (TL)



AYLIK MISIR DANE İŞLEM MİKTARI (TON)



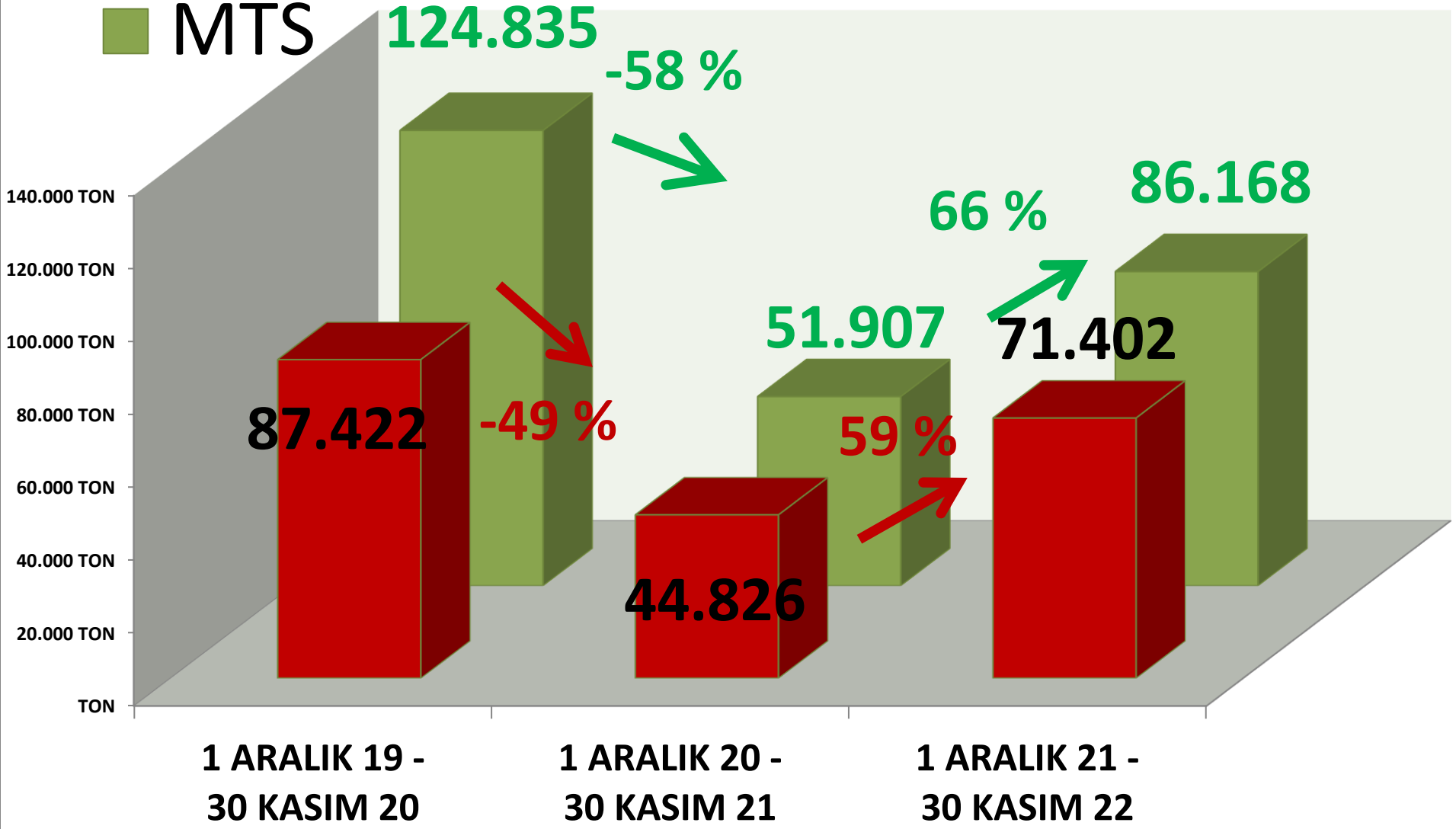


MISIR DANE MTS İŞLEM MİKTARI ORANLARI

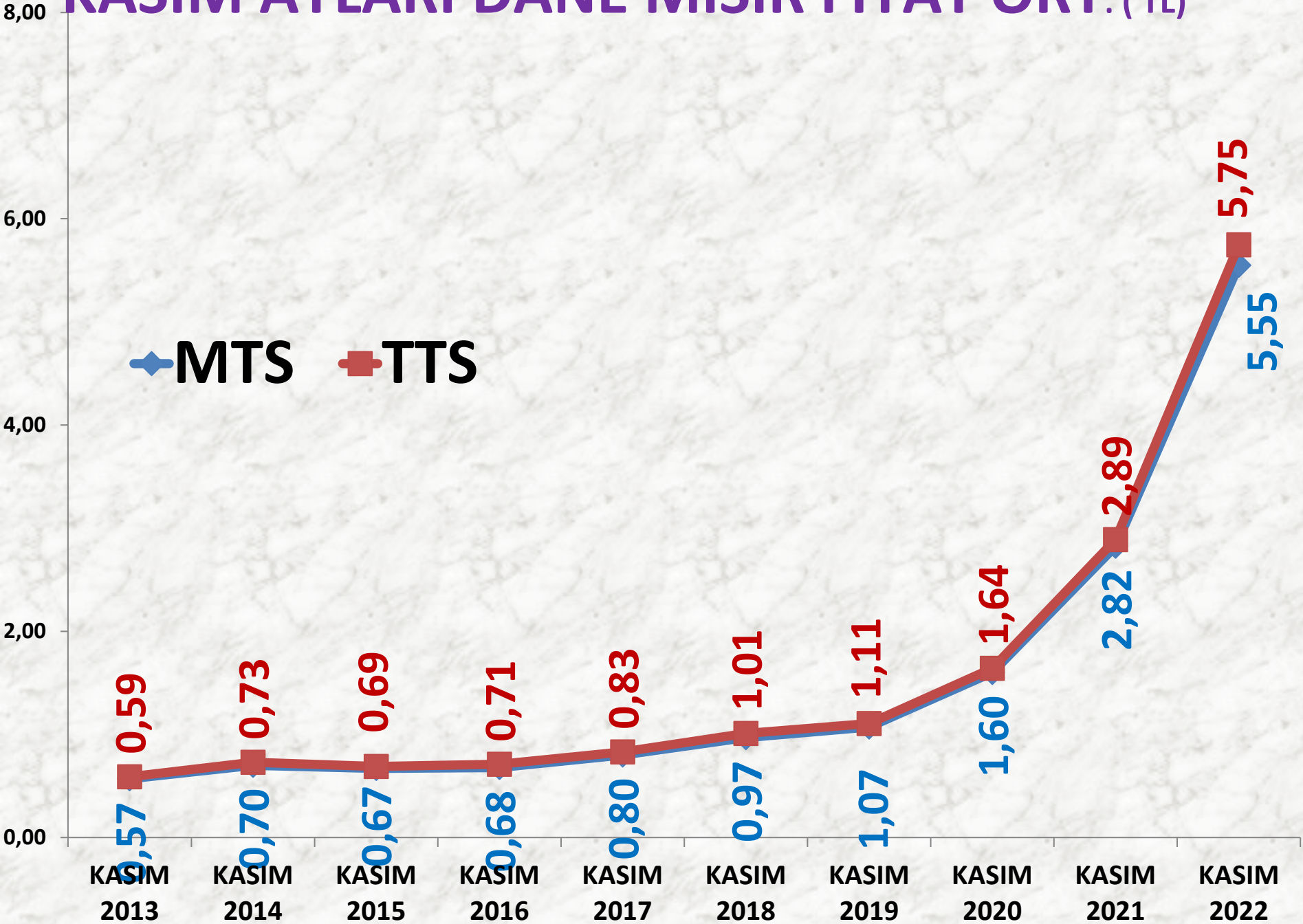
TTS YILLIK MISIR DANE İŞLEM MİKTARI (TON)

■ TTS

■ MTS



KASIM AYLARI DANE MISIR FİYAT ORT. (TL)



NOHUT

İŞLEM HACMİ (TON)	2020 KASIM	2021 KASIM		2022 KASIM	
<i>MTS</i>	1.009 TON	-84%	160 TON	115%	344 TON
<i>TTS</i>	256 TON	-68%	82 TON	-24%	62 TON

EN AZ FİYAT	2020 KASIM	2021 KASIM		2022 KASIM	
<i>MTS</i>	4,00 TL	113%	8,50 TL	18%	10,00 TL
<i>TTS</i>	3,00 TL	50%	4,50 TL	106%	9,25 TL

EN ÇOK FİYAT	2020 KASIM	2021 KASIM		2022 KASIM	
<i>MTS</i>	11,96 TL	36%	16,27 TL	127%	37,00 TL
<i>TTS</i>	9,50 TL	19%	11,26 TL	149%	28,06 TL

ORT. FİYAT	2020 KASIM	2021 KASIM		2022 KASIM	
<i>MTS</i>	7,13 TL	80%	12,81 TL	141%	30,91 TL
<i>TTS</i>	4,48 TL	121%	9,90 TL	53%	15,18 TL

NOHUT DOĞAL

İŞLEM HACMİ (TON)	2020 KASIM	2021 KASIM		2022 KASIM	
MTS	176 TON	-78%	38 TON	126%	86 TON
TTS	163 TON	-50%	82 TON	-75%	20 TON

EN AZ FİYAT	2020 KASIM	2021 KASIM		2022 KASIM	
MTS	4,00 TL	113%	8,50 TL	159%	22,00 TL
TTS	3,00 TL	50%	4,50 TL	424%	23,60 TL

EN ÇOK FİYAT	2020 KASIM	2021 KASIM		2022 KASIM	
MTS	5,50 TL	110%	11,54 TL	99%	23,00 TL
TTS	5,20 TL	117%	11,26 TL	149%	28,06 TL

ORT. FİYAT	2020 KASIM	2021 KASIM		2022 KASIM	
MTS	5,32 TL	102%	10,74 TL	111%	22,69 TL
TTS	4,23 TL	135%	9,92 TL	161%	25,86 TL

NOHUT - ELENMİŞ

İŞLEM HACMİ (TON)	2020 KASIM	2021 KASIM		2022 KASIM	
<i>MTS</i>	833 TON	-85%	122 TON	93%	235 TON
<i>TTS</i>	73 TON	-100%	TON	-	TON

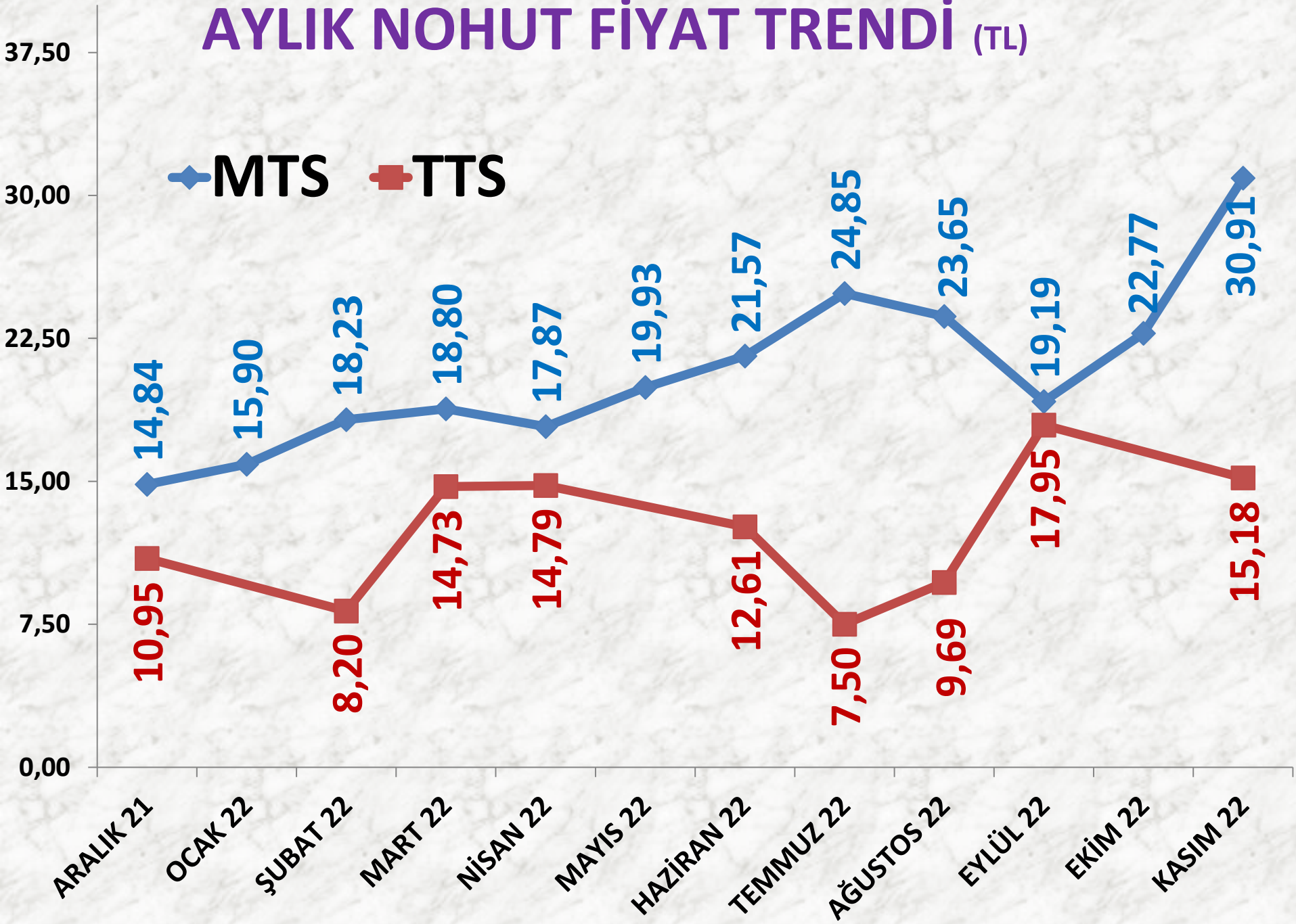
EN AZ FİYAT	2020 KASIM	2021 KASIM		2022 KASIM	
MTS	5,70 TL	128%	13,00 TL	146%	32,00 TL
TTS	5,50 TL	-	-	-	-

EN ÇOK FİYAT	2020 KASIM	2021 KASIM		2022 KASIM	
MTS	11,96 TL	36%	16,27 TL	127%	37,00 TL
TTS	9,50 TL	-	-	-	-

ORT. FİYAT	2020 KASIM	2021 KASIM		2022 KASIM	
MTS	7,51 TL	79%	13,46 TL	162%	35,24 TL
TTS	6,02 TL	-	-	-	-

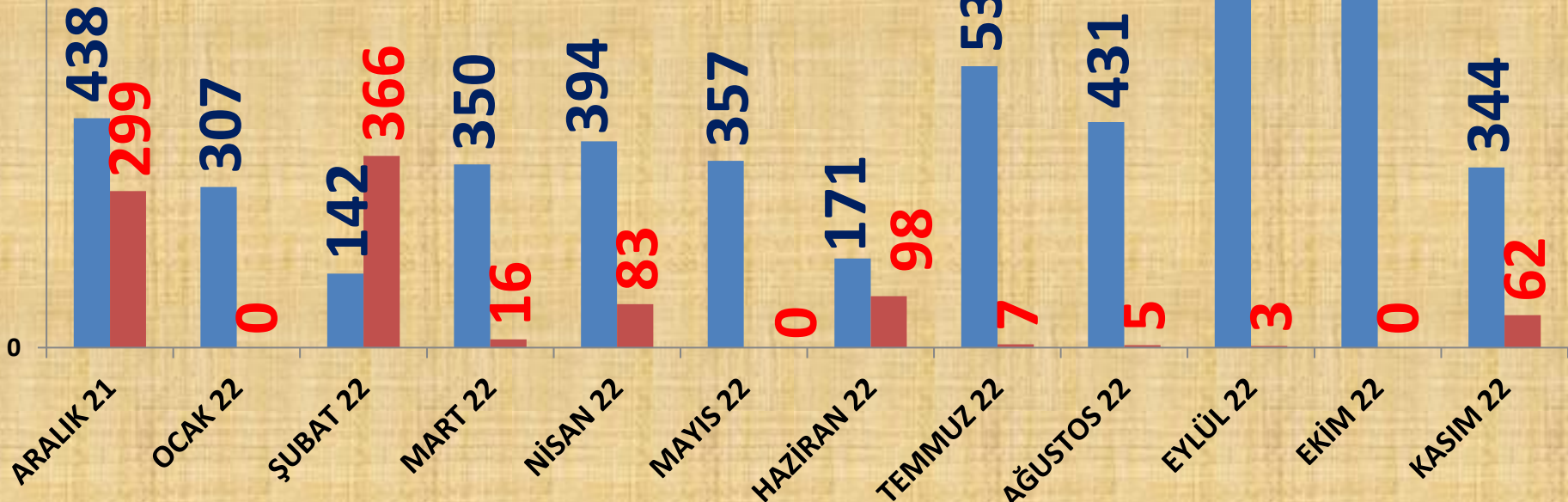
AYLIK NOHUT FİYAT TRENDİ (TL)

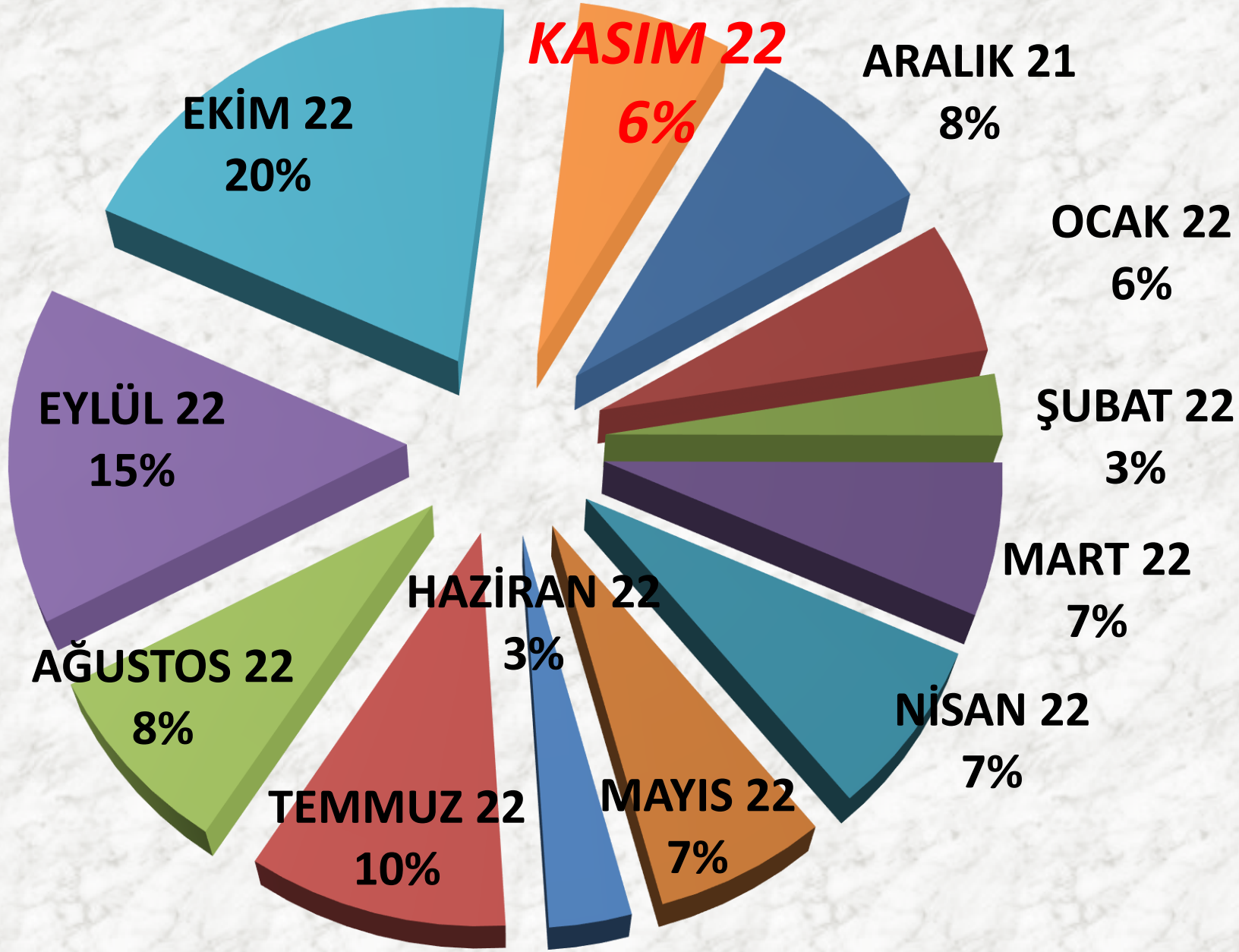
◆ MTS ■ TTS



AYLIK NOHUT İŞLEM MİKTARI (TON)

■ MTS
■ TTS



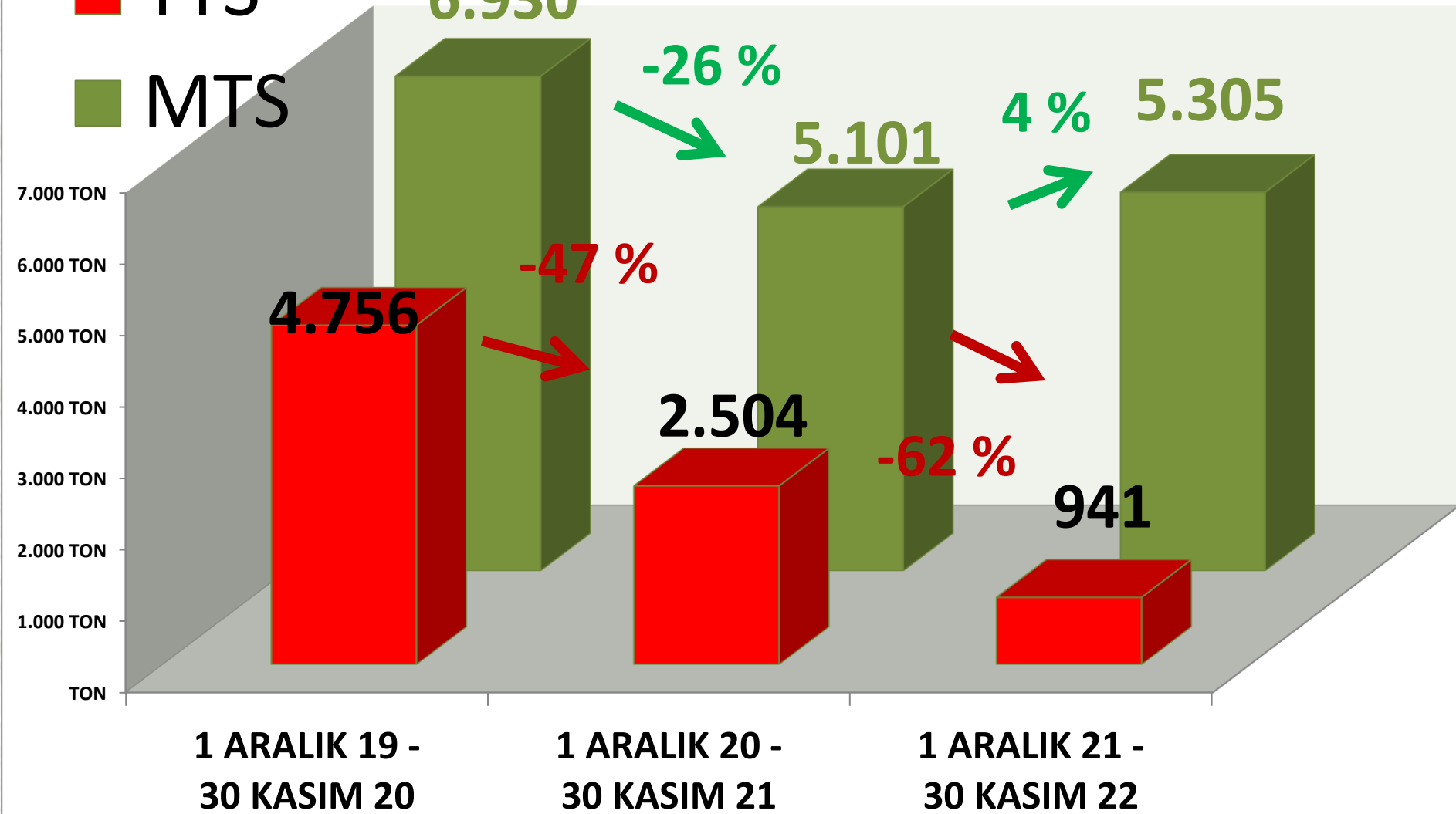


AYLIK NOHUT MTS İŞLEM MİKTARI ORANLARI

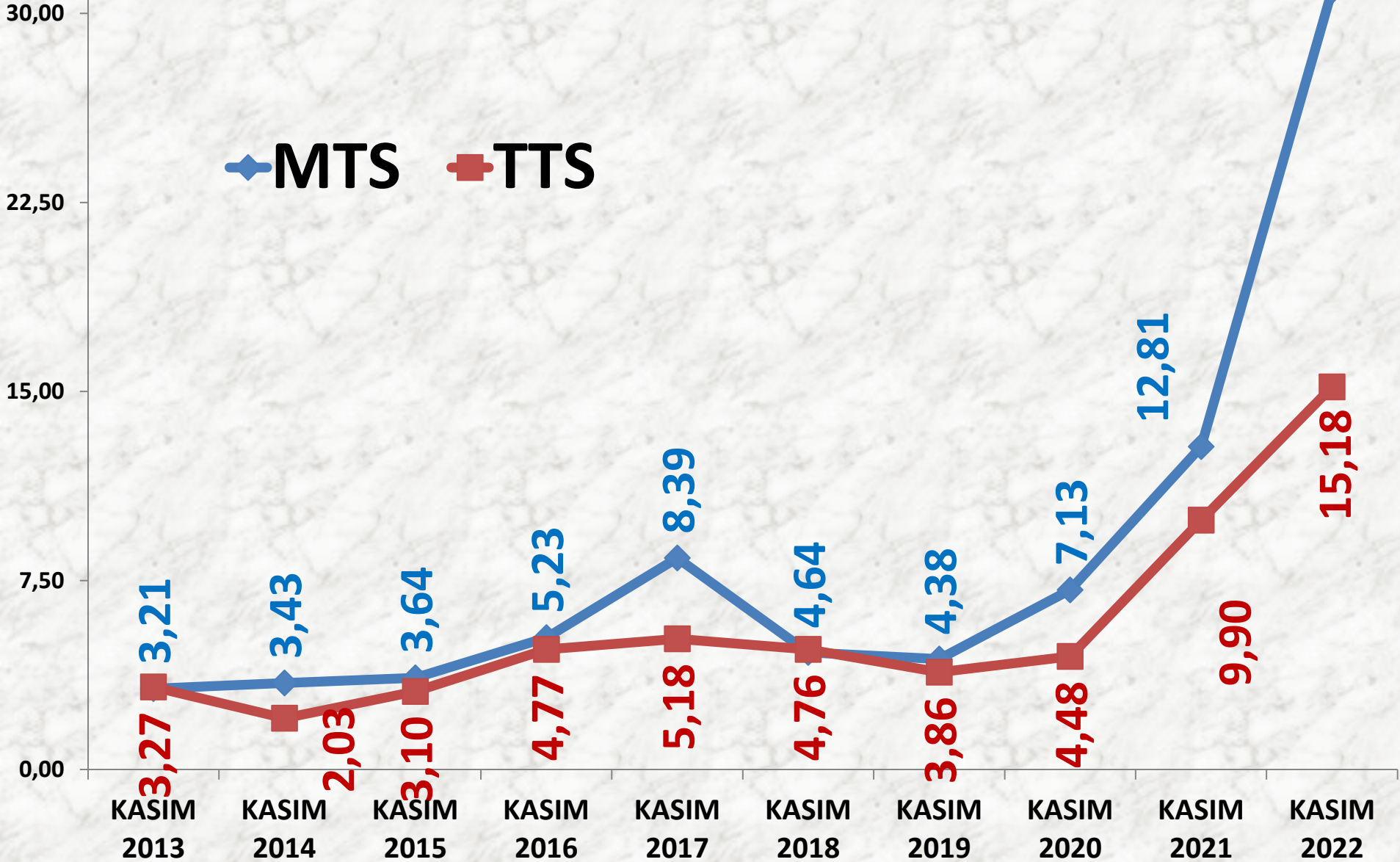
YILLIK TOPLAM NOHUT İŞLEM MİKTARI (TON)

■ TTS

■ MTS



KASIM AYLARI NOHUT FİYAT ORT. (TL)



BEYAZ LEBLEBİ

LEBLEBİ BEYAZ 8,50 mm

İŞLEM MİKTARI(TON)	2020 KASIM	2021 KASIM		2022 KASIM	
TTS	5 TON	723%	41 TON	-100%	0

LEBLEBİ BEYAZ 9 mm

İŞLEM MİKTARI (TON)	2020 KASIM	2021 KASIM		2022 KASIM	
TTS	108 TON	-77%	25 TON	508%	153 TON

BEYAZ LEBLEBİ

LEBLEBİ BEYAZ 9+ 9,50 mm

İŞLEM MİKTARI (TON)	2020 KASIM	2021 KASIM		2022 KASIM	
TTS	44 TON	292%	172 TON	-76%	42 TON

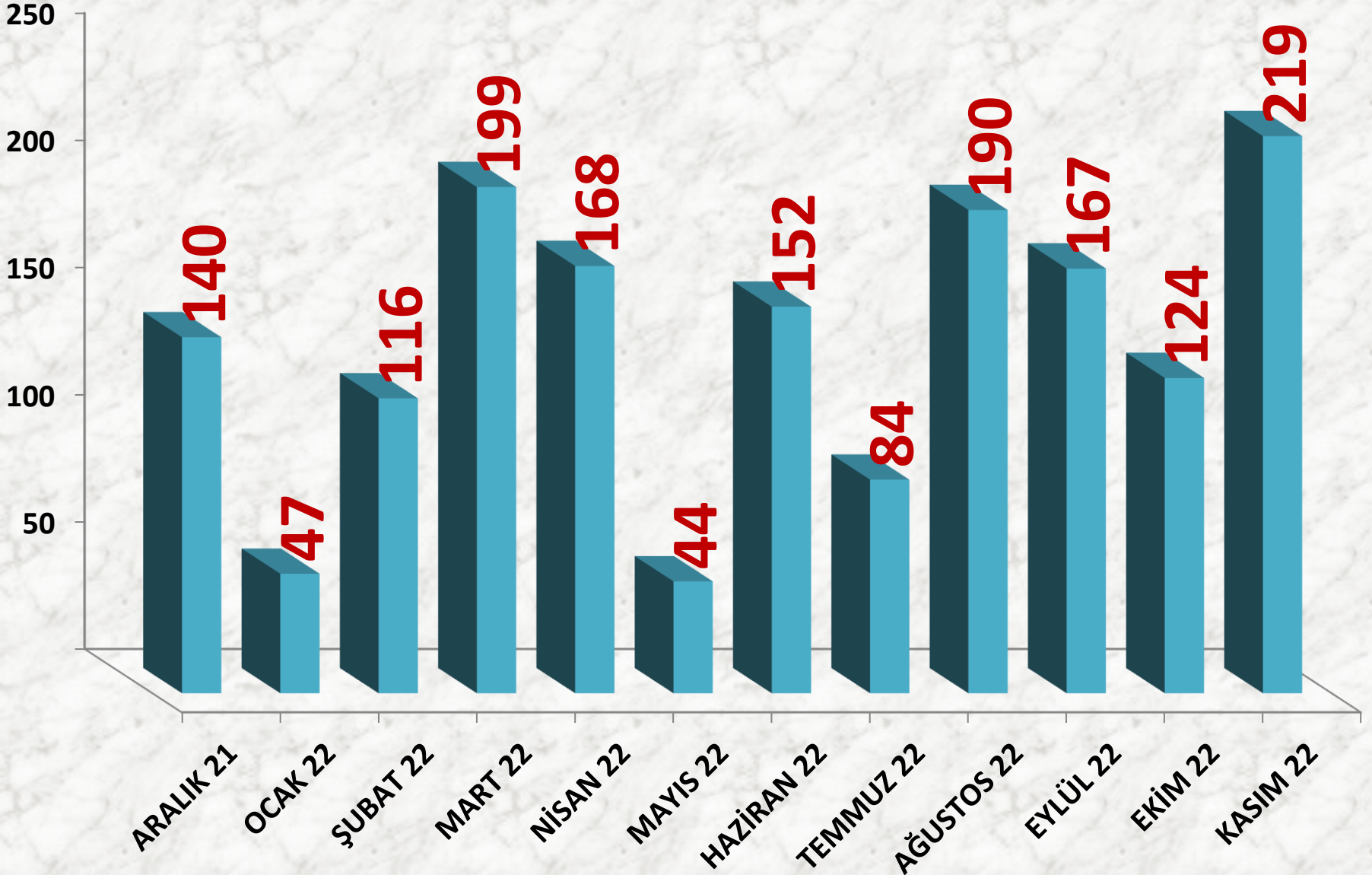
LEBLEBİ BEYAZ Elenti

İŞLEM MİKTARI (TON)	2020 KASIM	2021 KASIM		2022 KASIM	
TTS	0	-	15 TON	63%	24 TON

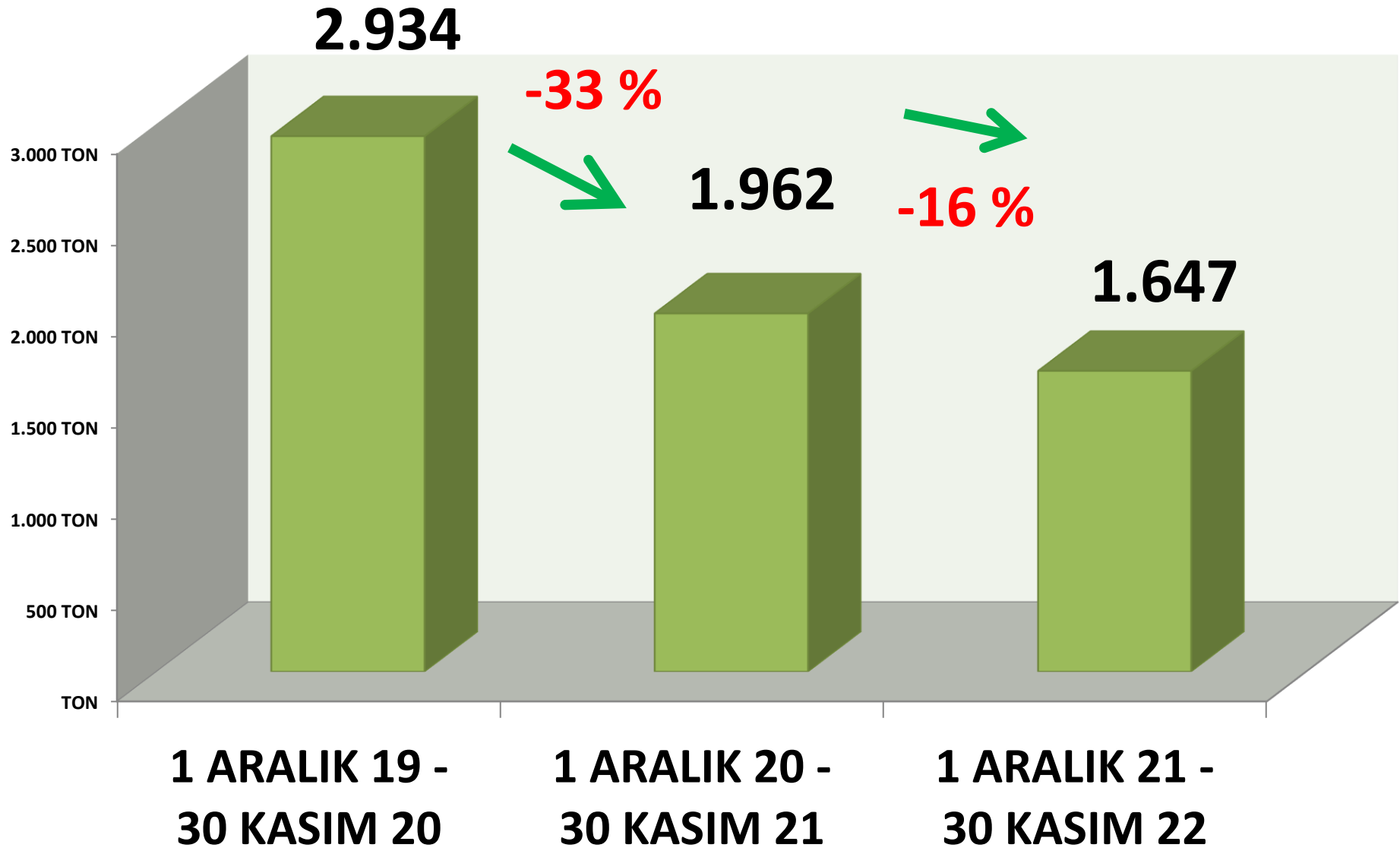
LEBLEBİ BEYAZ TOPLAM

<u>İŞLEM MİKTARI (TON)</u>	<u>2020 KASIM</u>	<u>2021 KASIM</u>		<u>2022 KASIM</u>	
<u>TTS</u>	<u>157 TON</u>	61%	<u>253 TON</u>	-13%	<u>219 TON</u>

Leblebi Beyaz İşlem Miktarı (Ton)



YILLIK TOPLAM BEYAZ LEBLEBİ İŞLEM MİKTARI (TON)



LEBLEBİ BEYAZ 8,50 mm FİYATLARI

	2020 KASIM	2021 KASIM		2022 KASIM	
EN AZ	5,00 TL	80%	9,00 TL	-	-
EN ÇOK	8,00 TL	50%	12,00 TL	-	-
ORTALAMA	7,10 TL	57%	11,13 TL	-	-

LEBLEBİ BEYAZ 9 mm FİYATLARI

	2020 KASIM	2021 KASIM		2022 KASIM	
EN AZ	12,60 TL	51%	19,00 TL	112%	40,25 TL
EN ÇOK	20,00 TL	25%	25,00 TL	132%	58,00 TL
ORTALAMA	13,58 TL	53%	20,75 TL	118%	45,31 TL

LEBLEBİ BEYAZ 9+ 9,50 mm FİYATLARI

	2020 KASIM	2021 KASIM		2022 KASIM	
EN AZ	8,50 TL	84%	15,65 TL	132%	36,38 TL
EN ÇOK	11,00 TL	71%	18,80 TL	113%	40,00 TL
ORTALAMA	10,20 TL	65%	16,80 TL	124%	37,62 TL

LEBLEBİ BEYAZ ELENTİ FİYATLARI

	2020 KASIM	2021 KASIM		2022 KASIM	
ORTALAMA	-	-	5,31 TL	125%	11,97 TL

SARI LEBLEBİ

LEBLEBİ SARI 9 mm

İŞLEM MİKTARI (TON)	2020 KASIM	2021 KASIM		2022 KASIM	
TTS	52 TON	-90%	5 TON	1301%	74 TON

LEBLEBİ SARI 9,50 mm

İŞLEM MİKTARI (TON)	2020 KASIM	2021 KASIM		2022 KASIM	
TTS	206 TON	-52%	99 TON	-98%	2 TON

LEBLEBİ SARI 9,75 mm

İŞLEM MİKTARI (TON)	2020 KASIM	2021 KASIM		2022 KASIM	
TTS	304 TON	134%	710 TON	-84%	116 TON

LEBLEBİ SARI 10 mm

İŞLEM MİKTARI (TON)	2020 KASIM	2021 KASIM		2022 KASIM	
TTS	309 TON	2%	315 TON	14%	358 TON

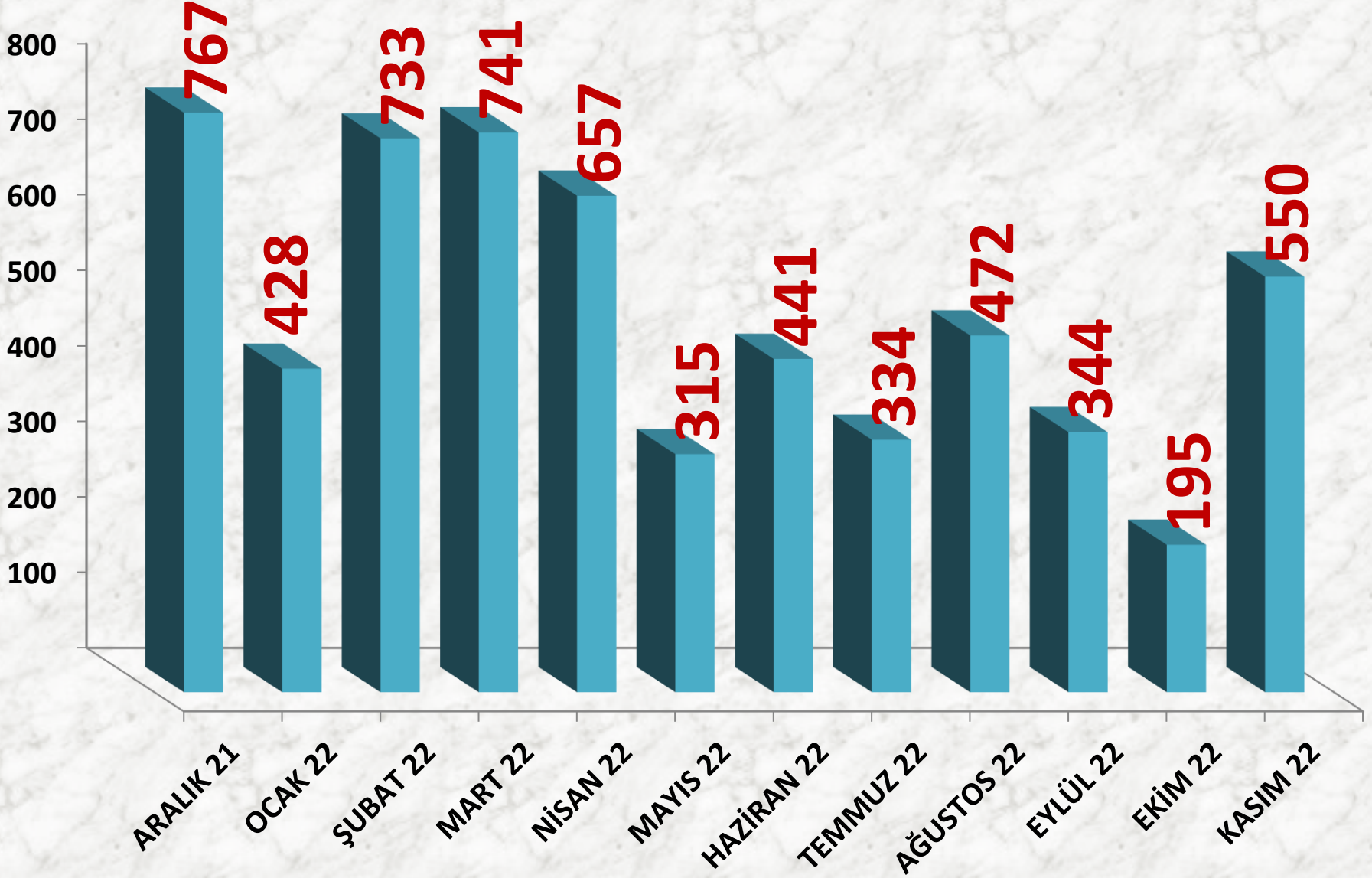
LEBLEBİ SARI Kalburaltı

İŞLEM MİKTARI (TON)	2020 KASIM	2021 KASIM		2022 KASIM	
TTS	15 TON	118%	33 TON	-100%	0

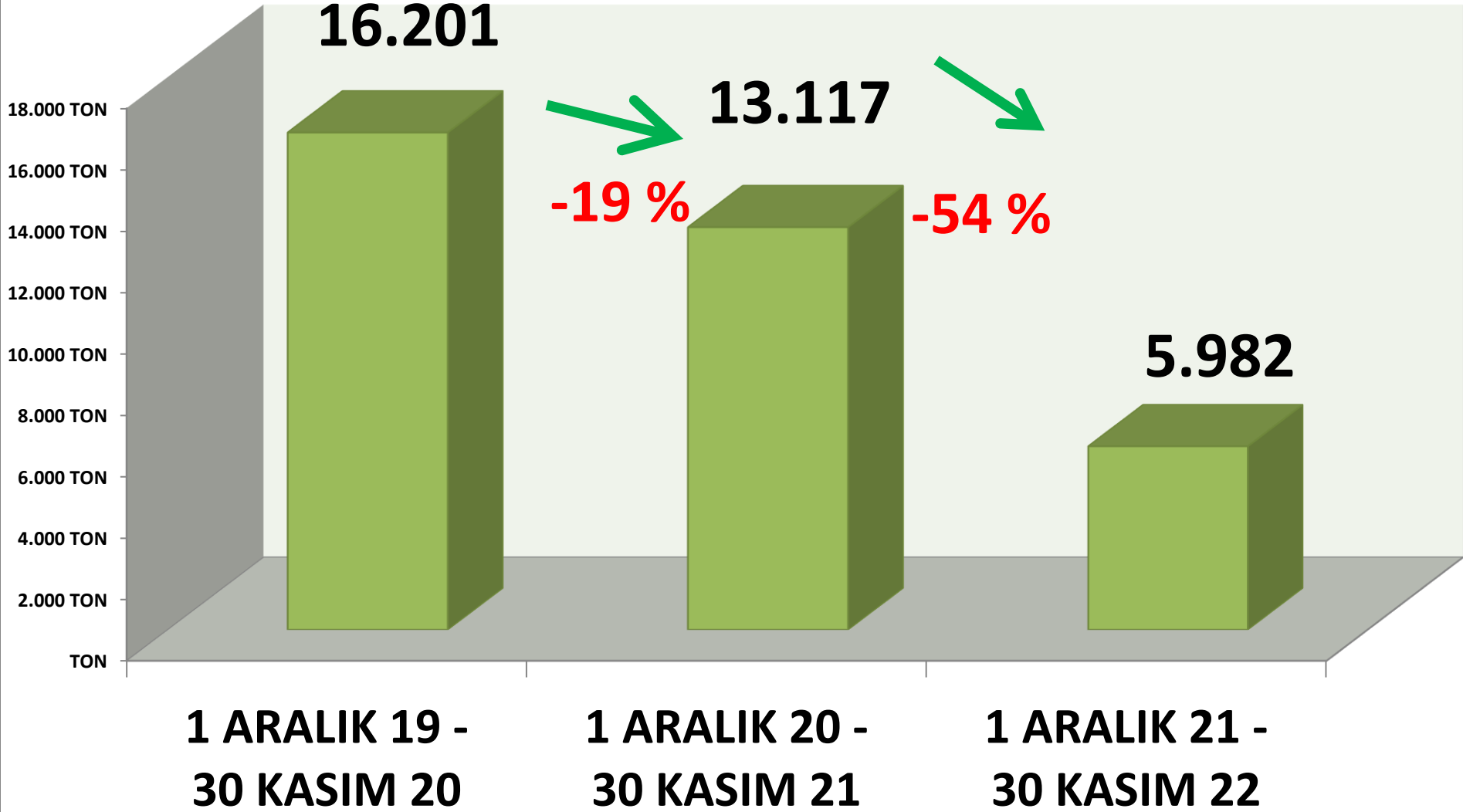
LEBLEBİ SARI TOPLAM

İŞLEM MİKTARI (TON)	<u>2020 KASIM</u>	<u>2021 KASIM</u>		<u>2022 KASIM</u>	
<u>TTS</u>	<u>886 TON</u>	31%	<u>1.162 TON</u>	-53%	<u>550 TON</u>

Leblebi Sarı İşlem Miktarı (Ton)



YILLIK TOPLAM SARI LEBLEBİ İŞLEM MİKTARI (TON)



LEBLEBİ SARI 9 mm FİYATLARI

	2020 KASIM	2021 KASIM		2022 KASIM	
EN AZ	5,50 TL	82%	10,00 TL	100%	20,00 TL
EN ÇOK	7,00 TL	64%	11,50 TL	161%	30,00 TL
ORTALAMA	6,65 TL	62%	10,75 TL	160%	28,00 TL

LEBLEBİ SARI 9,50 mm FİYATLARI

	2020 KASIM	2021 KASIM		2022 KASIM	
EN AZ	7,20 TL	67%	12,00 TL	167%	32,00 TL
EN ÇOK	9,00 TL	66%	14,90 TL	115%	32,00 TL
ORTALAMA	8,23 TL	61%	13,24 TL	142%	32,00 TL

LEBLEBİ SARI 9,75 mm FİYATLARI

	2020 KASIM	2021 KASIM		2022 KASIM	
EN AZ	9,20 TL	63%	15,00 TL	153%	38,00 TL
EN ÇOK	10,50 TL	69%	17,75 TL	125%	40,00 TL
ORTALAMA	9,97 TL	64%	16,36 TL	142%	39,61 TL

LEBLEBİ SARI 10 mm FİYATLARI

	2020 KASIM	2021 KASIM		2022 KASIM	
EN AZ	11,50 TL	57%	18,00 TL	125%	40,50 TL
EN ÇOK	16,50 TL	42%	23,50 TL	172%	64,00 TL
ORTALAMA	12,86 TL	50%	19,34 TL	146%	47,66 TL

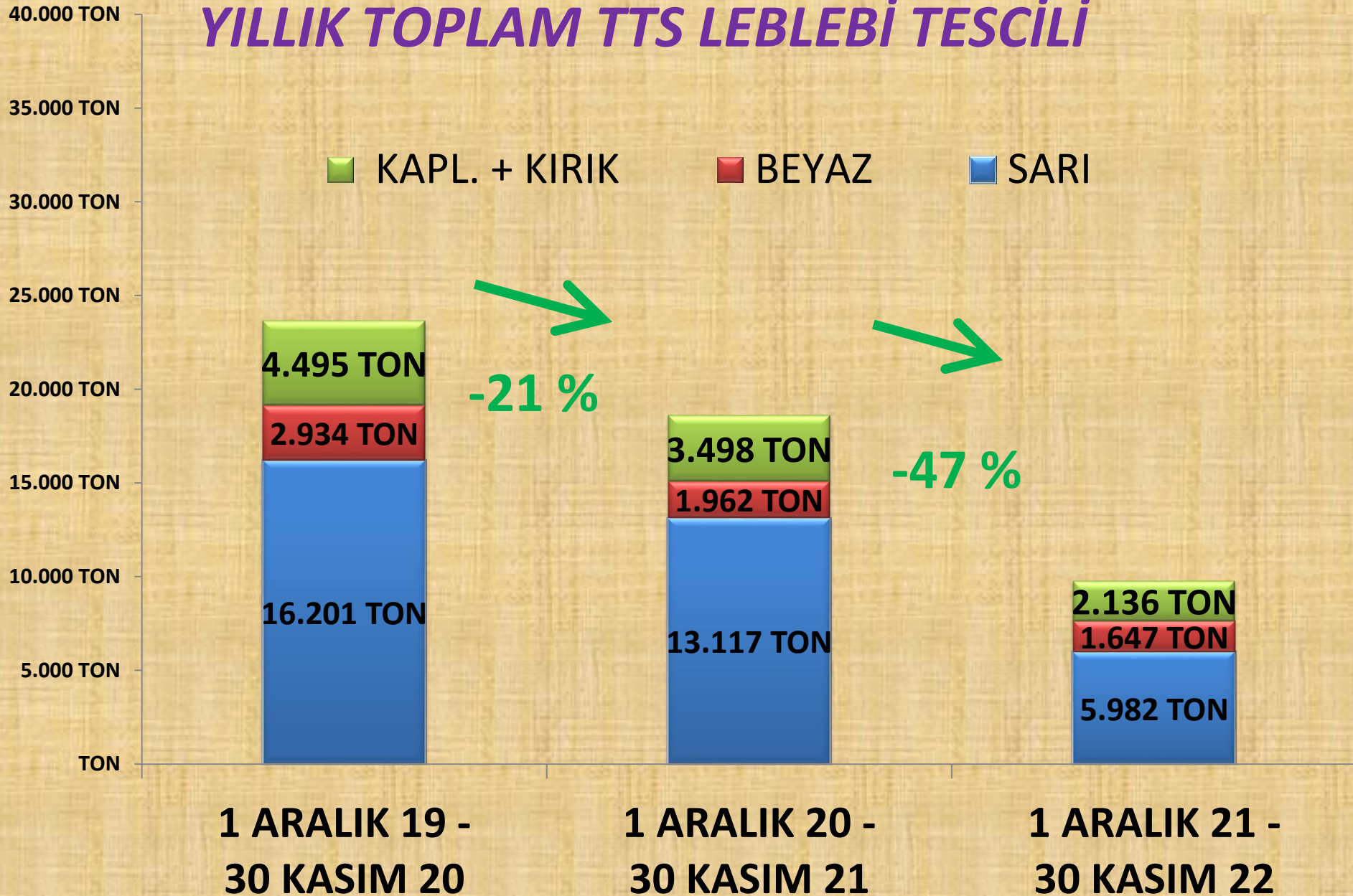
LEBLEBİ SARI Kalburaltı FİYATLARI

	2020 KASIM	2021 KASIM		2022 KASIM	
ORTALAMA	4,23 TL	53%	6,46 TL	-	-

YILLIK YURTIÇI TOPLAM LEBLEBİ İŞLEM MİKTARI

MİKTAR	1 ARALIK 2019 – 30 KASIM 2020	1 ARALIK 2020 – 30 KASIM 2021	1 ARALIK 2021 – 30 KASIM 2022		
SARI	16.201 TON	-19%	13.117 TON	-54%	5.982 TON
BEYAZ	2.934 TON	-33%	1.962 TON	-16%	1.647 TON
KAPL.+KIRIK	4.495 TON	-22%	3.498 TON	-39%	2.136 TON
<u>LEBLEBİ</u> <u>TOPLAM</u>	23.630 TON	-21%	18.578 TON	-47%	9.764 TON

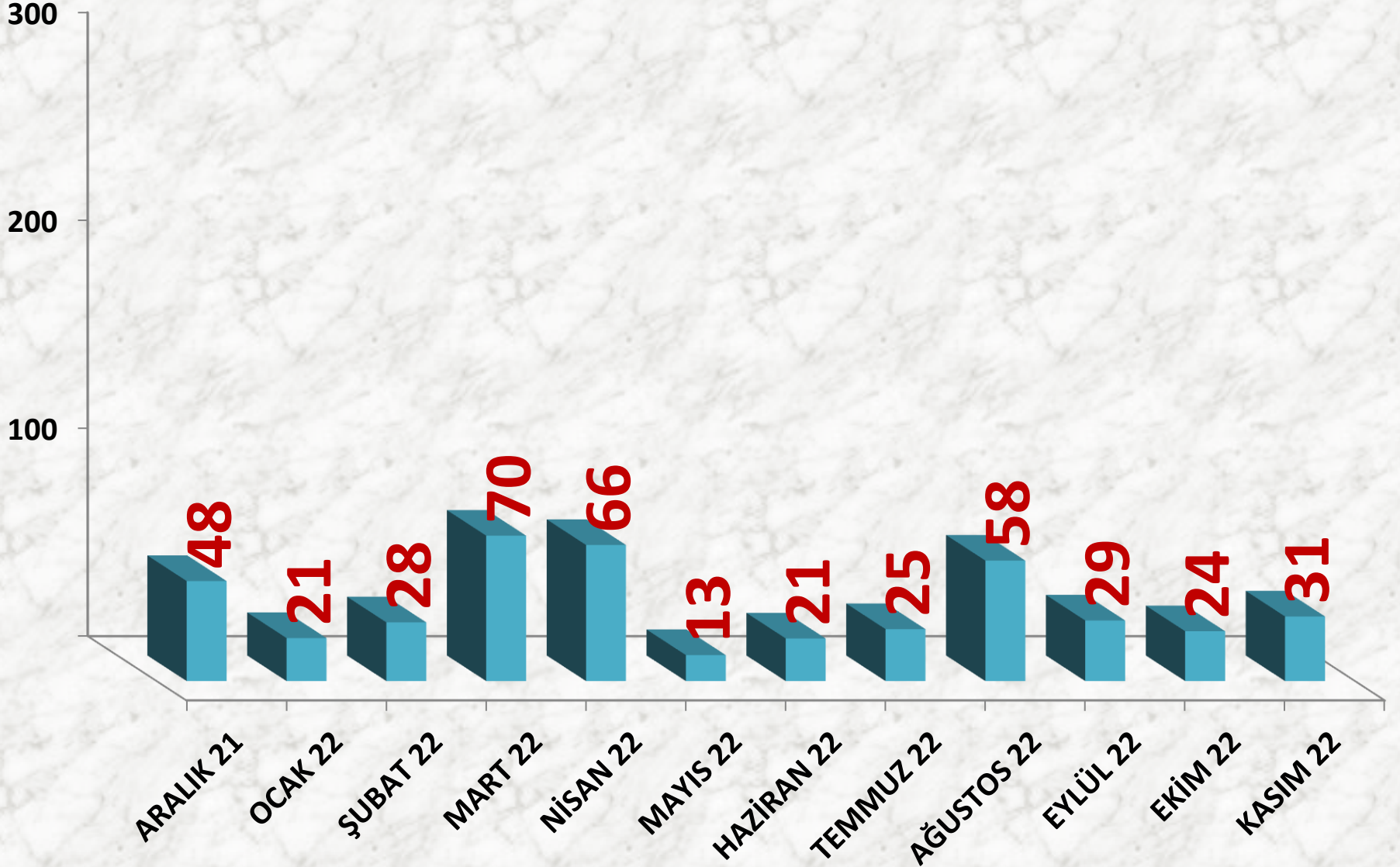
YILLIK TOPLAM TTS LEBLEBİ TESCİLİ

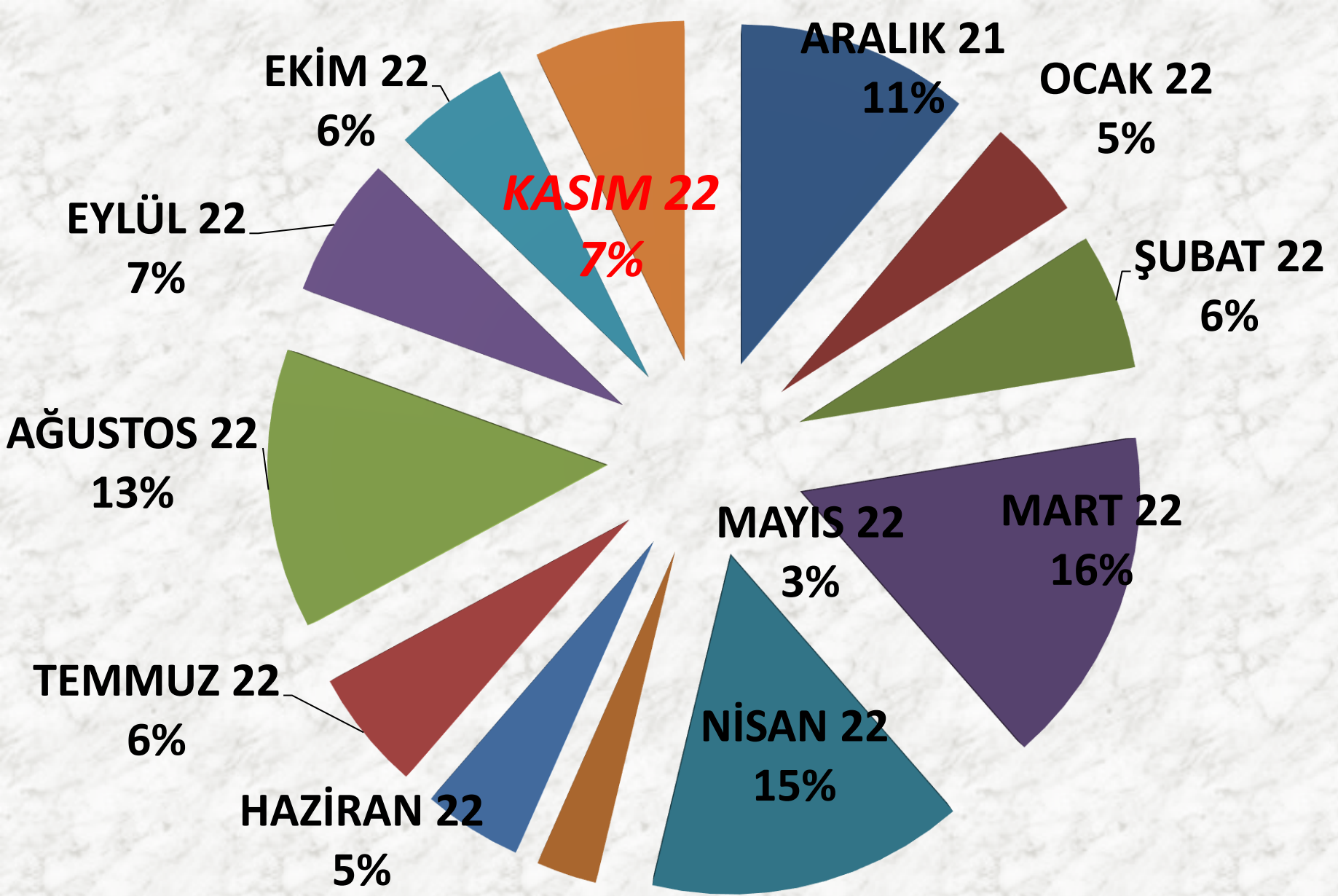


LEBLEBİ İHRACAT MİKTARLARI

2020 KASIM		2021 KASIM		2022 KASIM	
SARI LEBLEBİ	34.194 kg.	SARI LEBLEBİ	55.584 kg.	SARI LEBLEBİ	18.266 kg.
BEYAZ LEBLEBİ	26.177 kg.	BEYAZ LEBLEBİ	13.000 kg.	BEYAZ LEBLEBİ	10.398 kg.
KAPLAMALI LEBLEBİ	4.900 kg.	KAPLAMALI LEBLEBİ	-	KAPLAMALI LEBLEBİ	2.432 kg.
KIRIK LEBLEBİ	3.600 kg.	KIRIK LEBLEBİ	-	KIRIK LEBLEBİ	-
LEBLEBİ KALBURALTI	-	LEBLEBİ KALBURALTI	-	LEBLEBİ KALBURALTI	-
LEBLEBİ UNU	-	LEBLEBİ UNU	-	LEBLEBİ UNU	-
<u>TOPLAM</u>	68.871 kg.	<u>TOPLAM</u>	68.584 kg.	<u>TOPLAM</u>	31.096 kg.

Leblebi ihracat (Ton)





AYLIK LEBLEBİ İHRACAT MİKTARI ORANLARI

YILLIK TOPLAM LEBLEBİ İHRACAT MİKTARI (TON)

1.181

1.200 TON

1.000 TON

800 TON

600 TON

400 TON

200 TON

TON

684

- 42 %

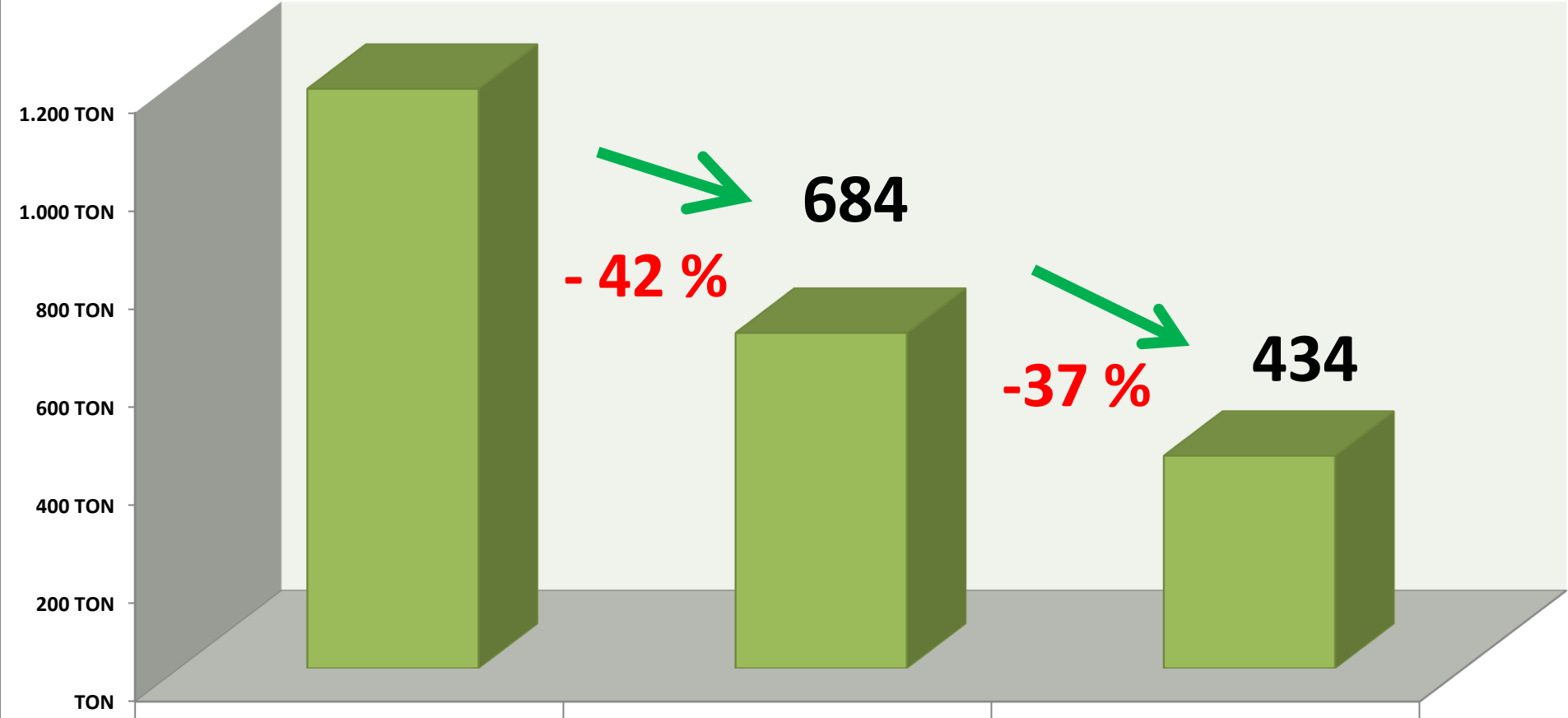
434

-37 %

1 ARALIK 19 -
30 KASIM 20

1 ARALIK 20 -
30 KASIM 21

1 ARALIK 21 -
30 KASIM 22



AYÇEKİRDEĞİ

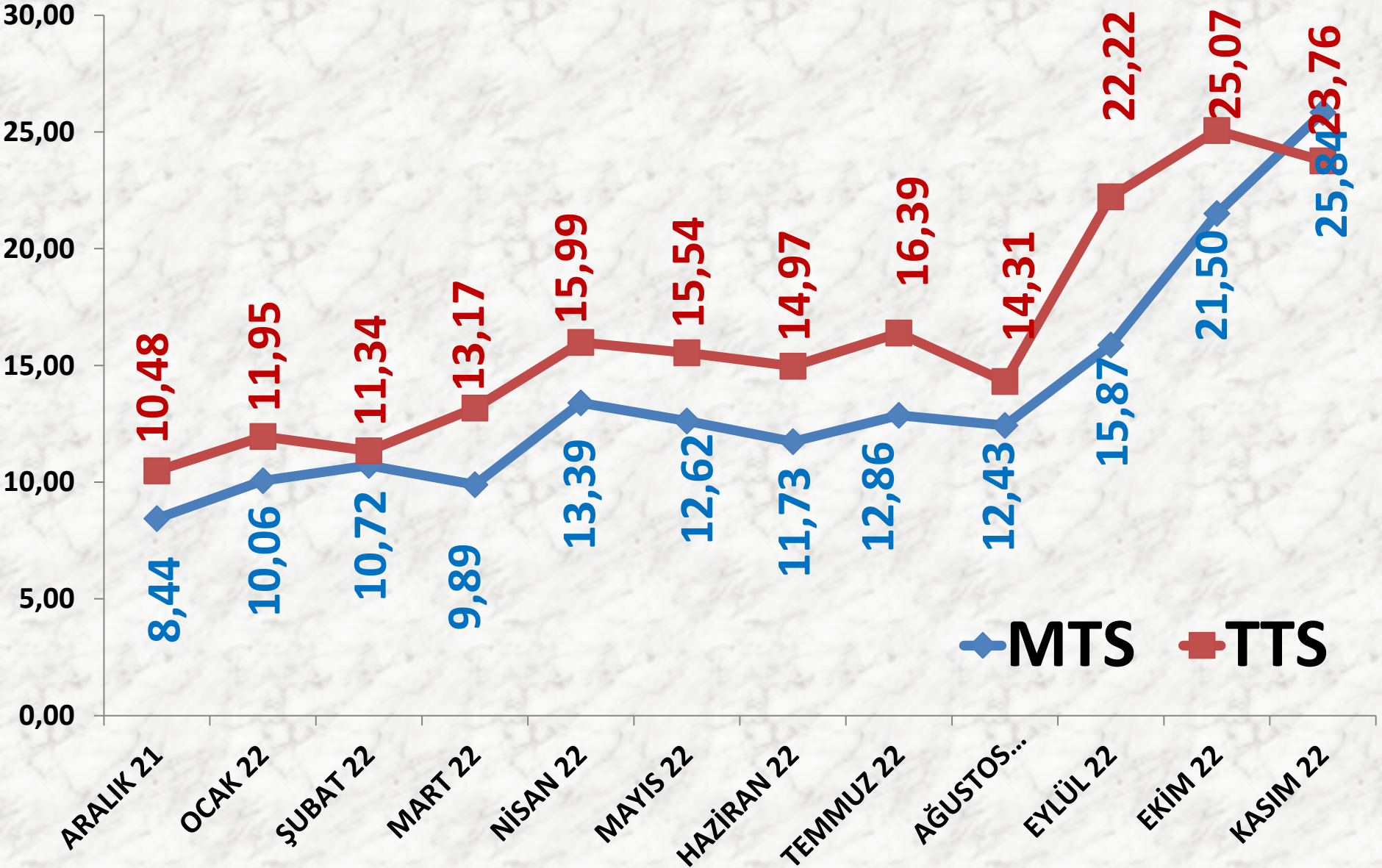
İŞLEM MİKTARI (TON)	2020 KASIM	2021 KASIM		2022 KASIM	
MTS	4054 TON	-45%	2217 TON	35%	2998 TON
TTS	1540 TON	27%	1963 TON	42%	2788 TON

EN AZ FİYAT	2020 KASIM	2021 KASIM		2022 KASIM	
MTS	9,81 TL	-59%	4,00 TL	322%	16,86 TL
TTS	10,50 TL	-37%	6,60 TL	120%	14,50 TL

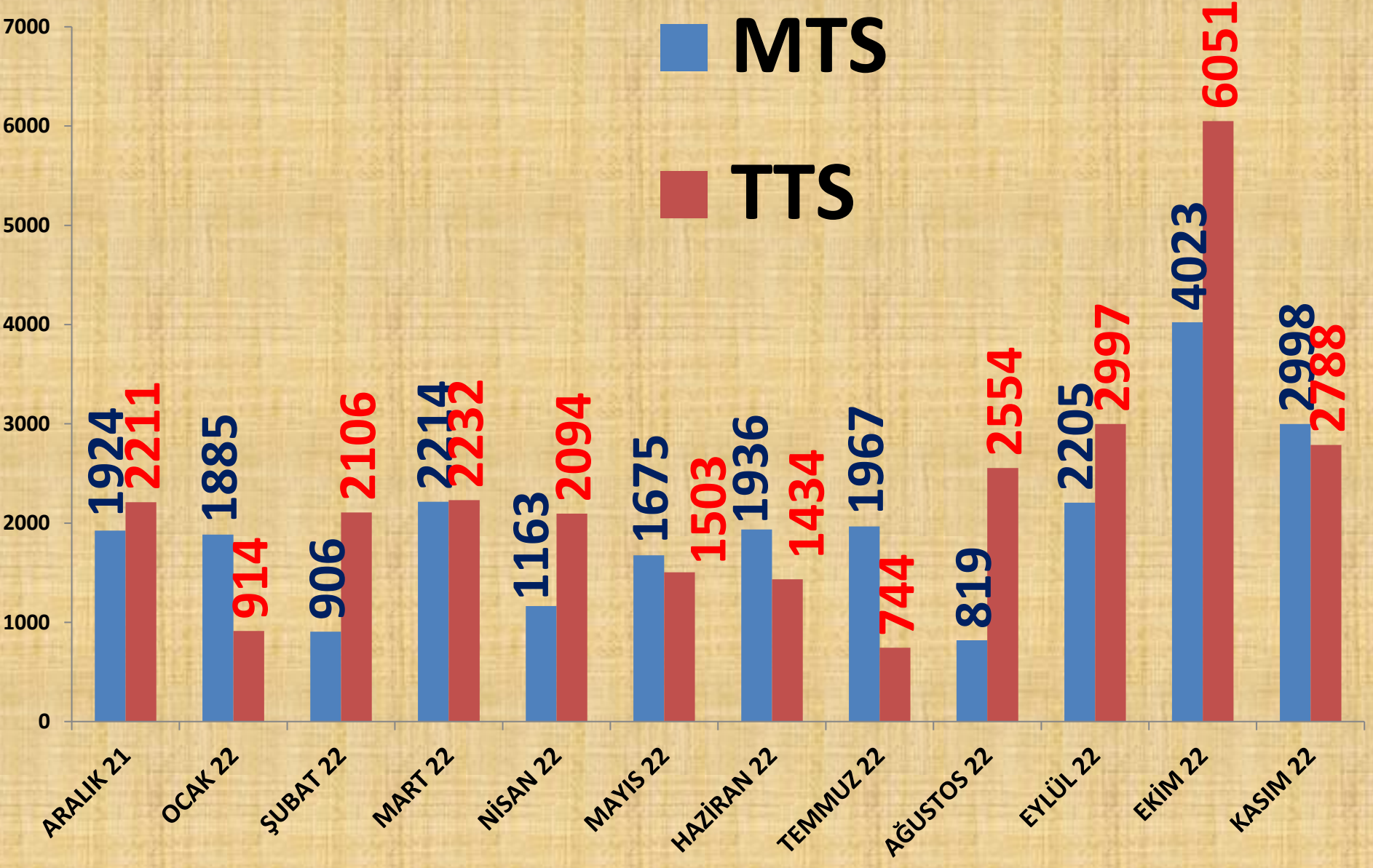
EN ÇOK FİYAT	2020 KASIM	2021 KASIM		2022 KASIM	
MTS	14,42 TL	1%	14,50 TL	134%	34,00 TL
TTS	15,37 TL	27%	19,50 TL	167%	52,00 TL

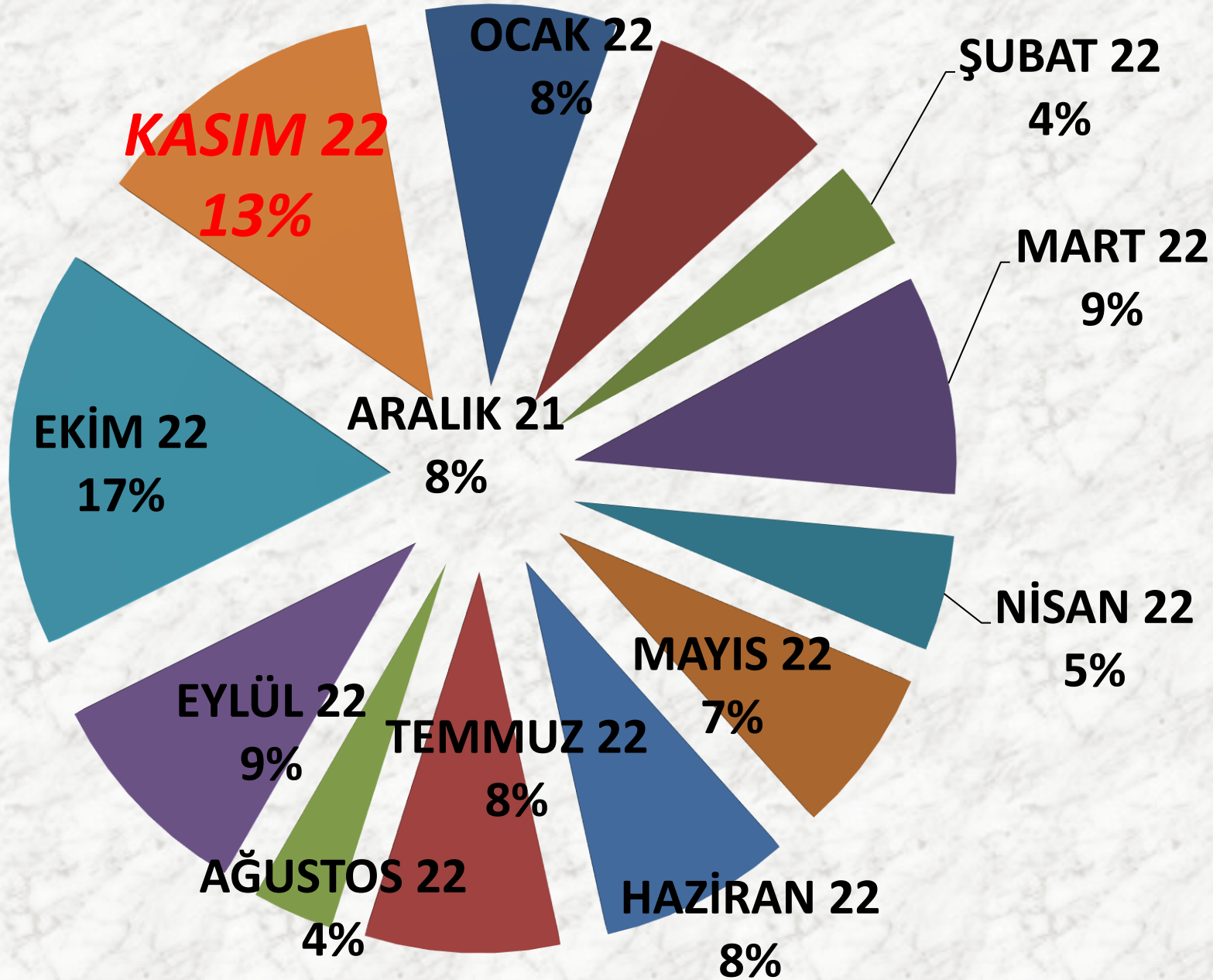
ORT. FİYAT	2020 KASIM	2021 KASIM		2022 KASIM	
MTS	12,08 TL	-33%	8,06 TL	221%	25,84 TL
TTS	12,90 TL	-8%	11,84 TL	101%	23,76 TL

AYLIK AYÇİÇEĞİ FİYAT TRENDİ (TL)



AYLIK AYÇİÇEĞİ İŞLEM MİKTARI (TON)

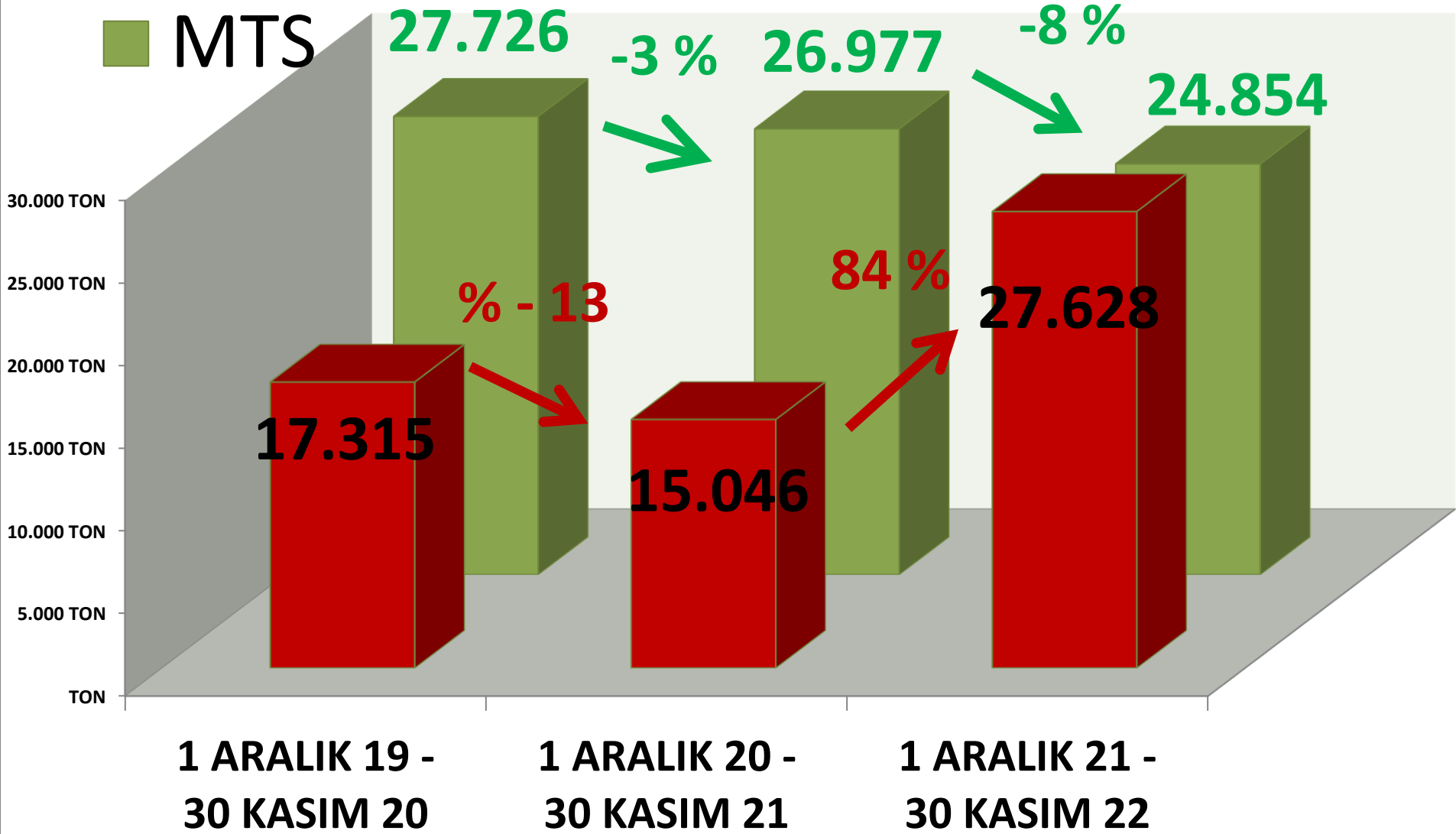




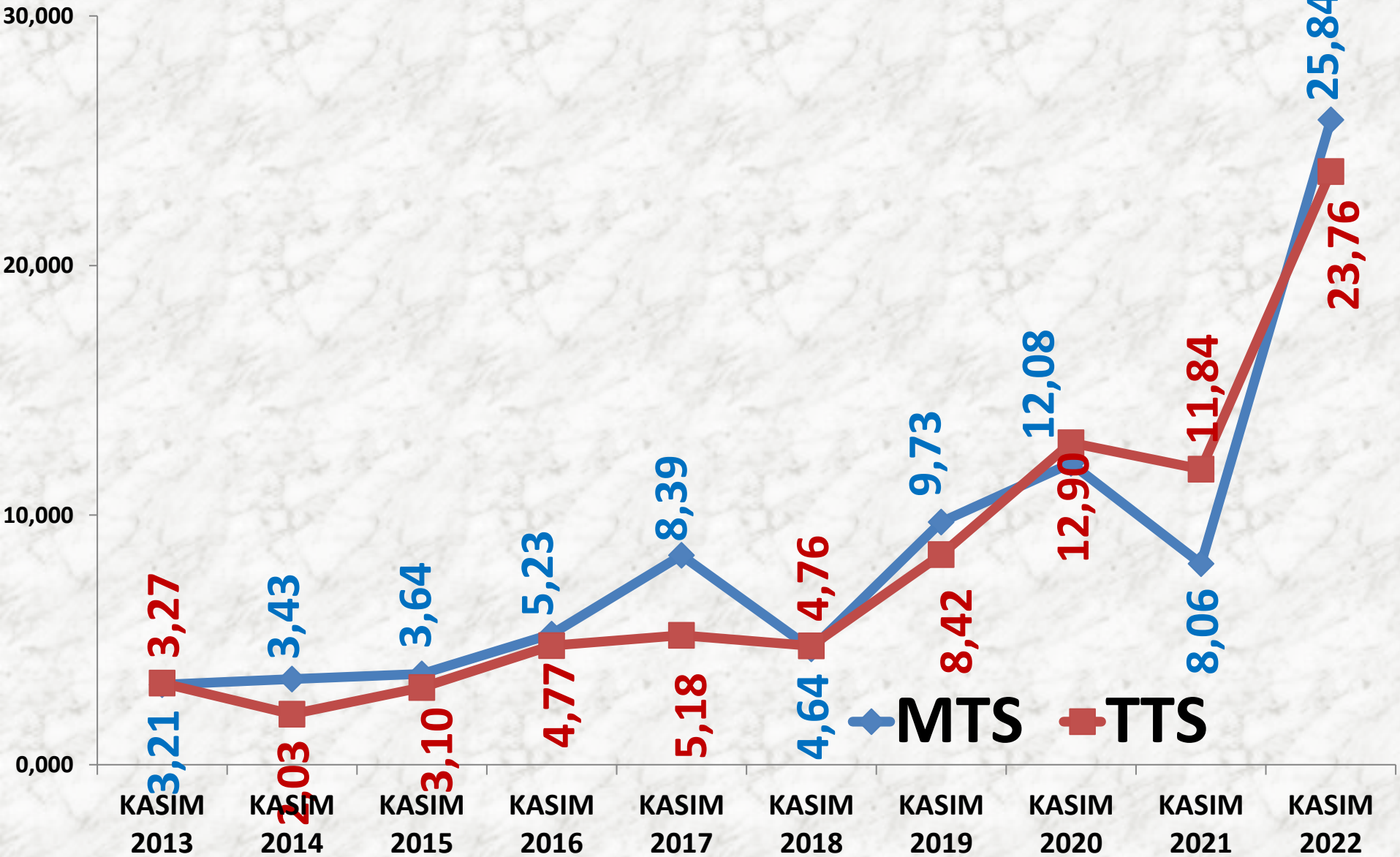
AYLIK AYÇİÇEĞİ MTS İŞLEM MİKTARI ORANLARI

TTS YILLIK TOPLAM AYÇİÇEĞİ İŞLEM MİKTARI (TON)

■ MTS

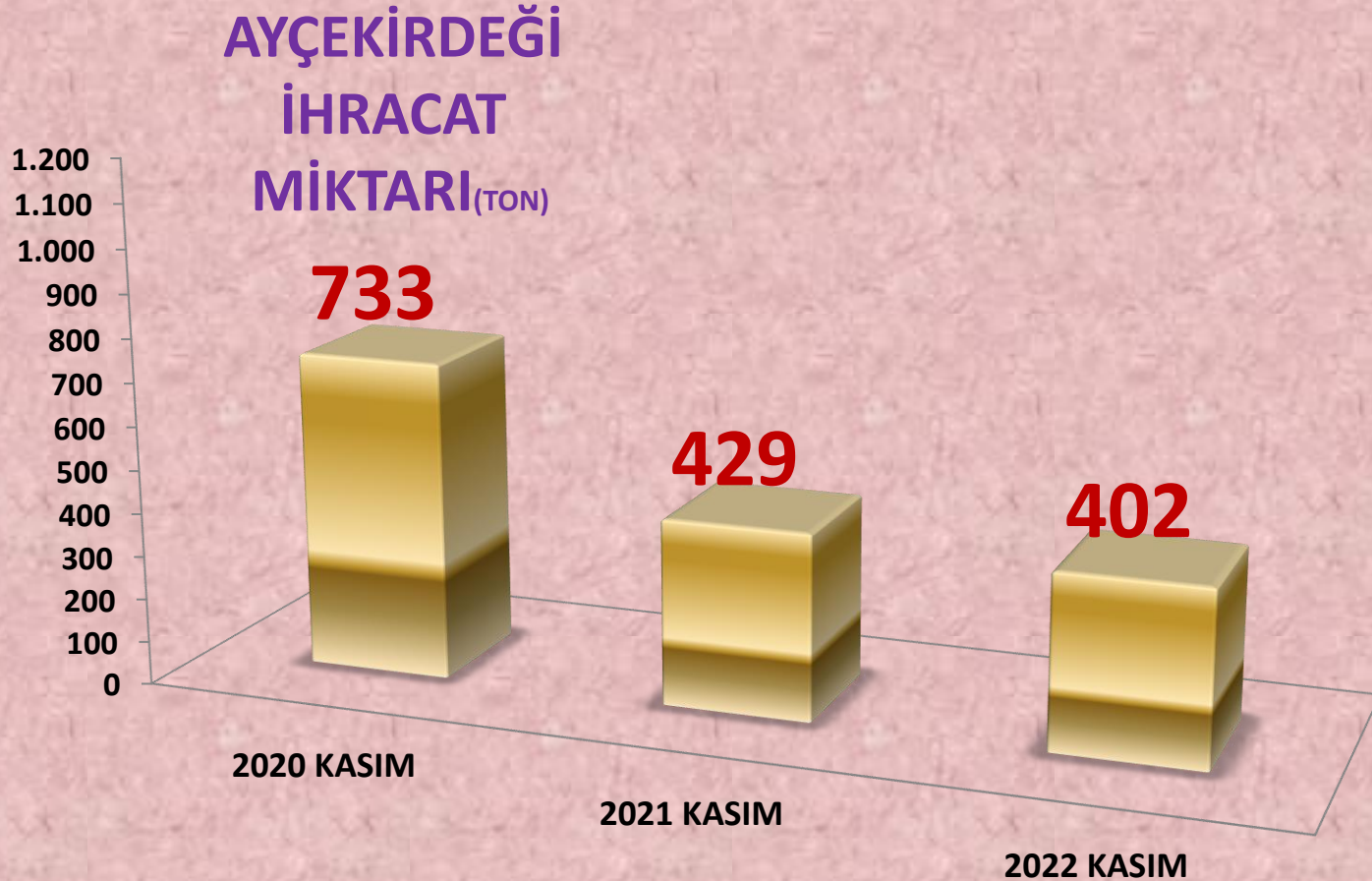


KASIM AYLARI AYÇİÇEĞİ FİYAT ORT. (TL)

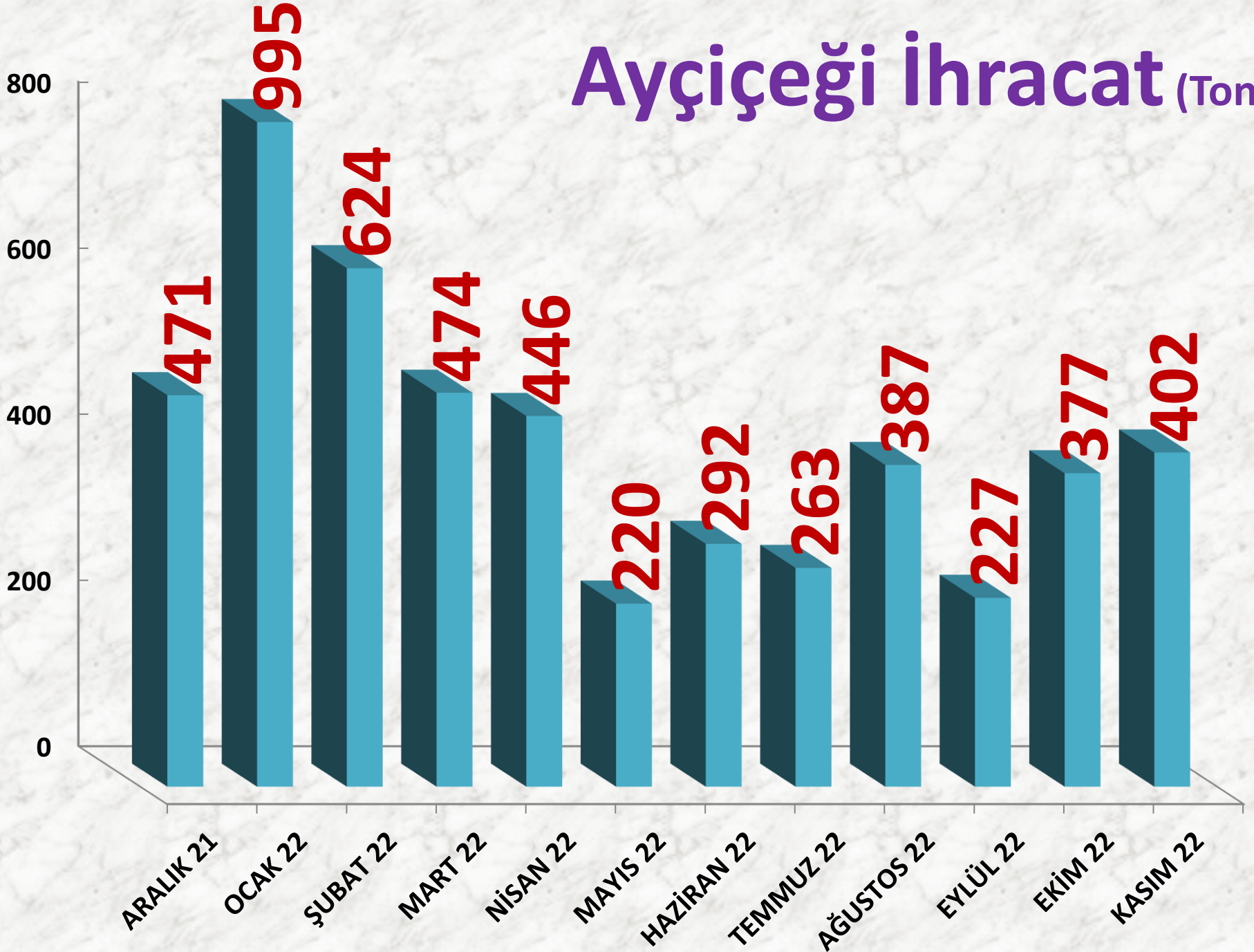


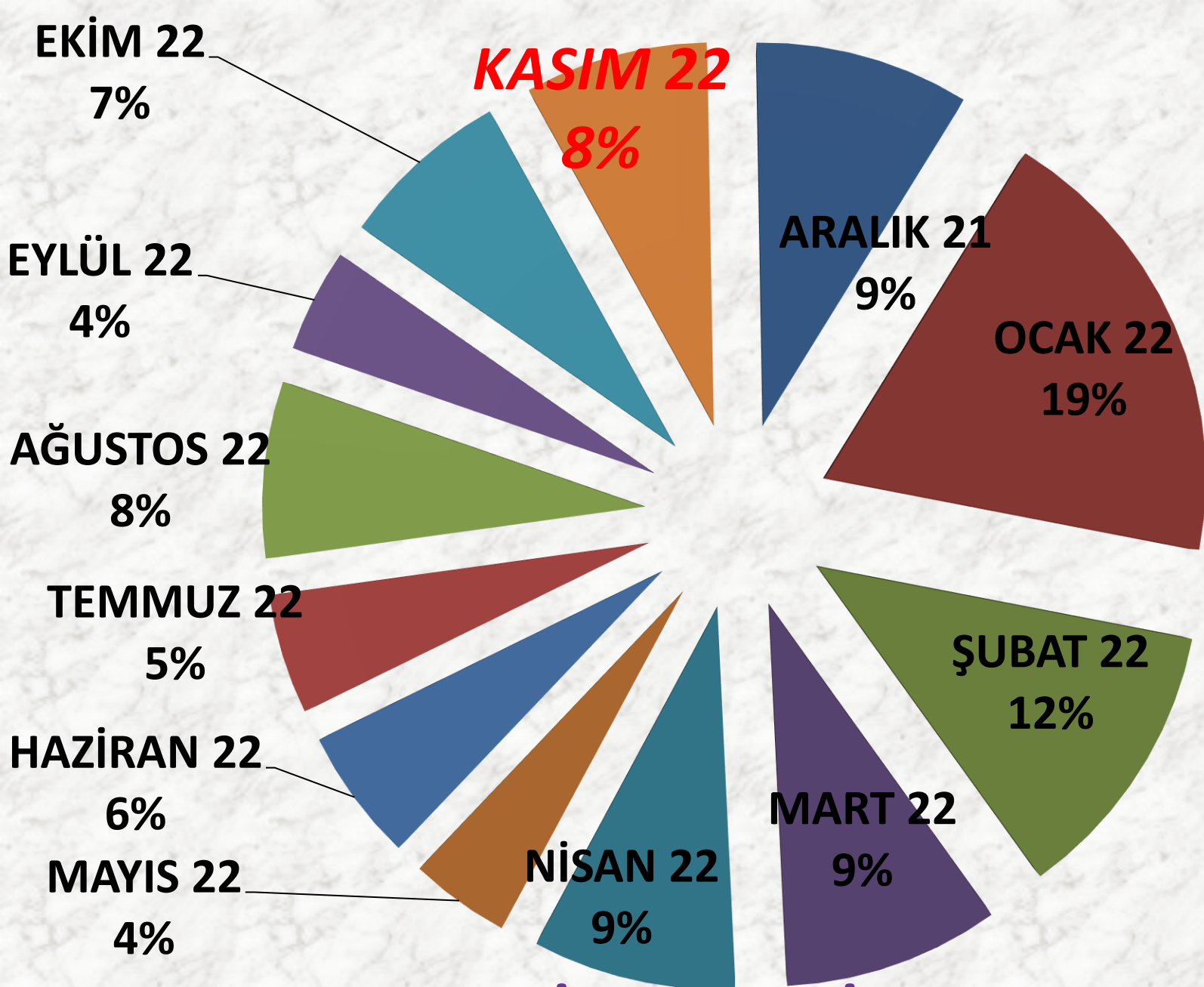
AYÇEKİRDEĞİ İHRACATI

İŞLEM HACMİ TON	2020 KASIM	2021 KASIM		2022 KASIM	
TTS	733 TON	-41%	429 TON	-6%	402 TON



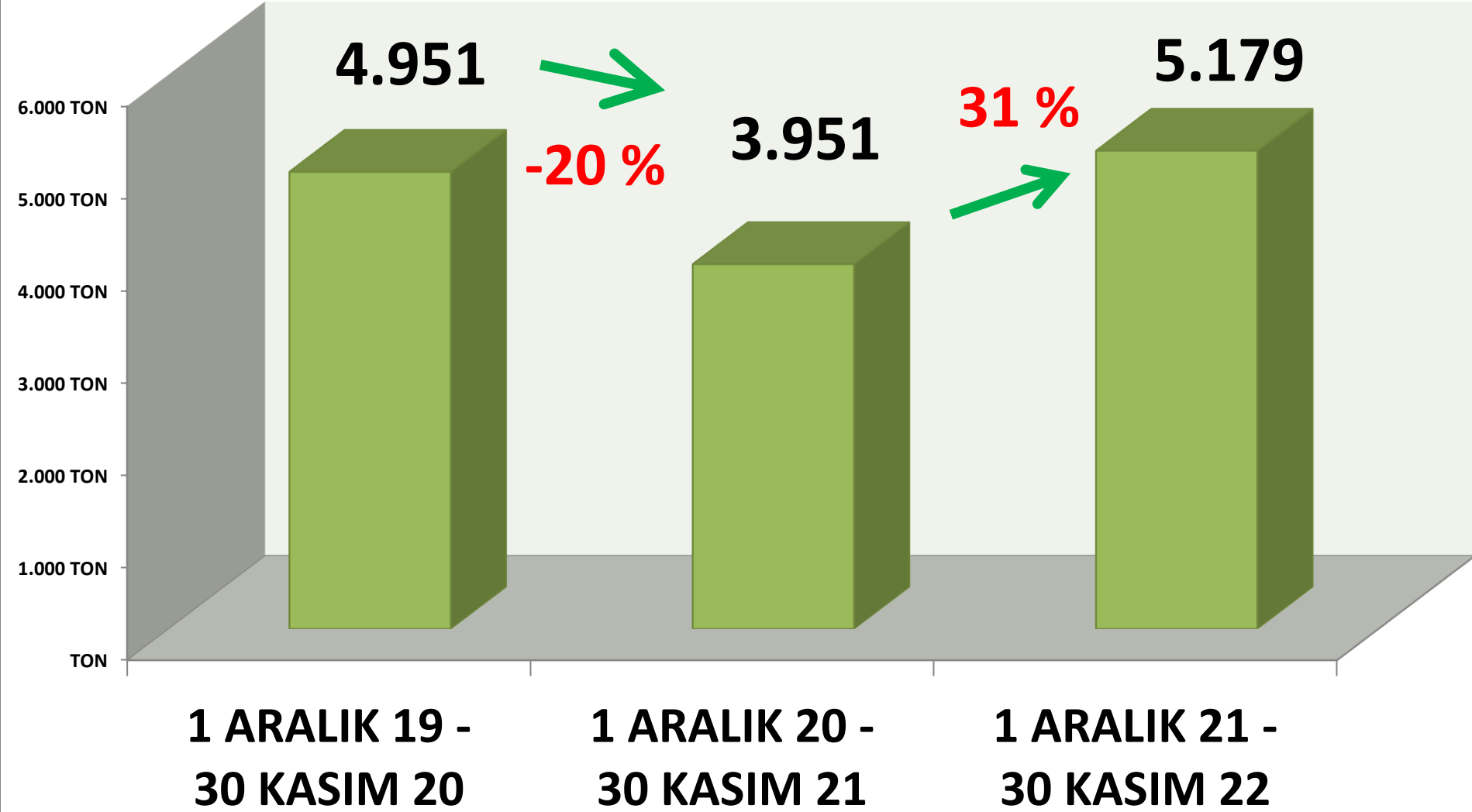
Ayçiçeği İhracat (Ton)





Aylık Ayçiçeği İhracat Miktarı Oranları

YILLIK TOPLAM AYÇIĞEĞİ İHRACAT MİKTARI (TON)



SÜT

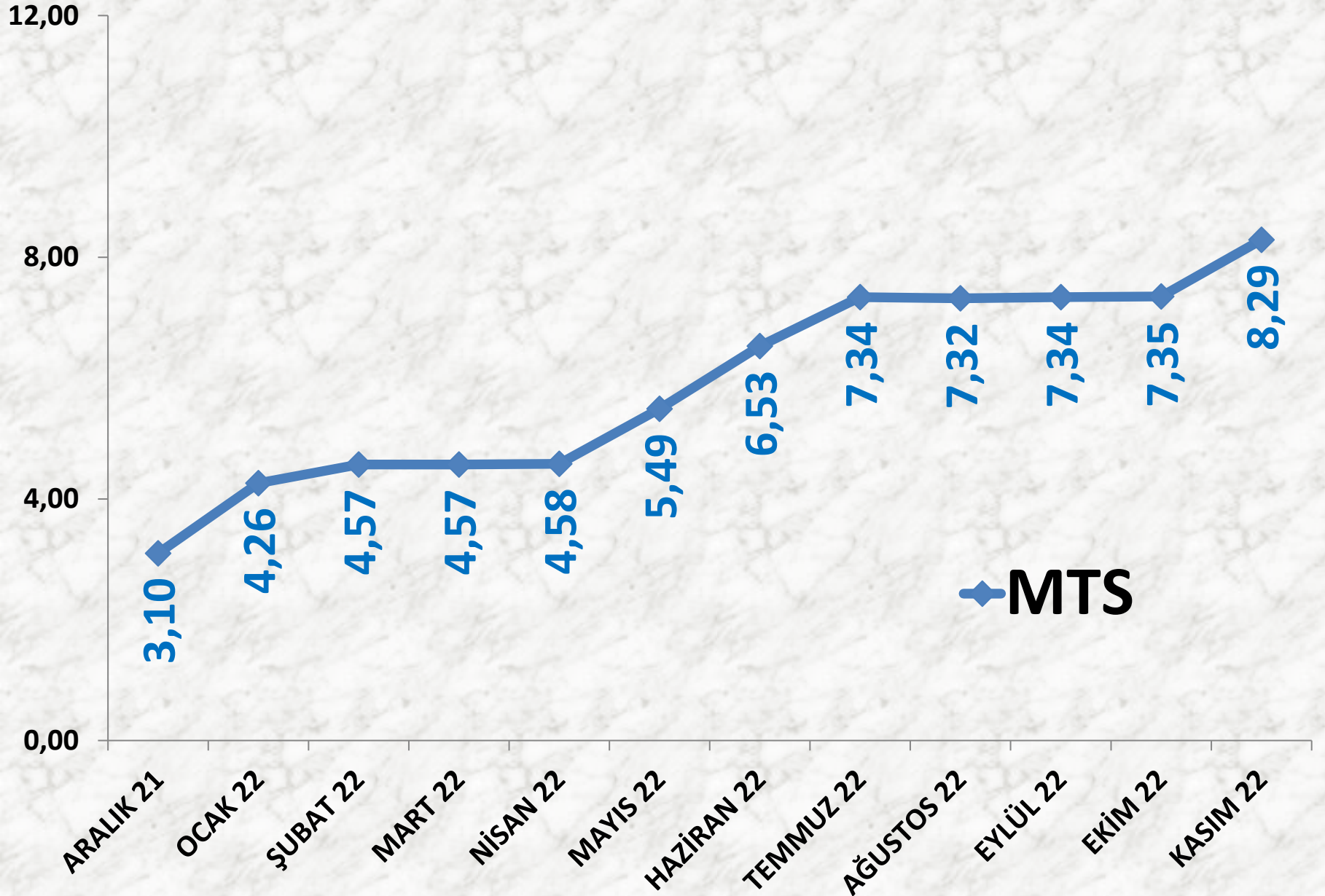
İŞLEM MİKTARI (M ³)	2020 KASIM		2021 KASIM		2022 KASIM	
	MTS	28.635 M ³	3%	29.482 M ³	-19%	23.905 M ³

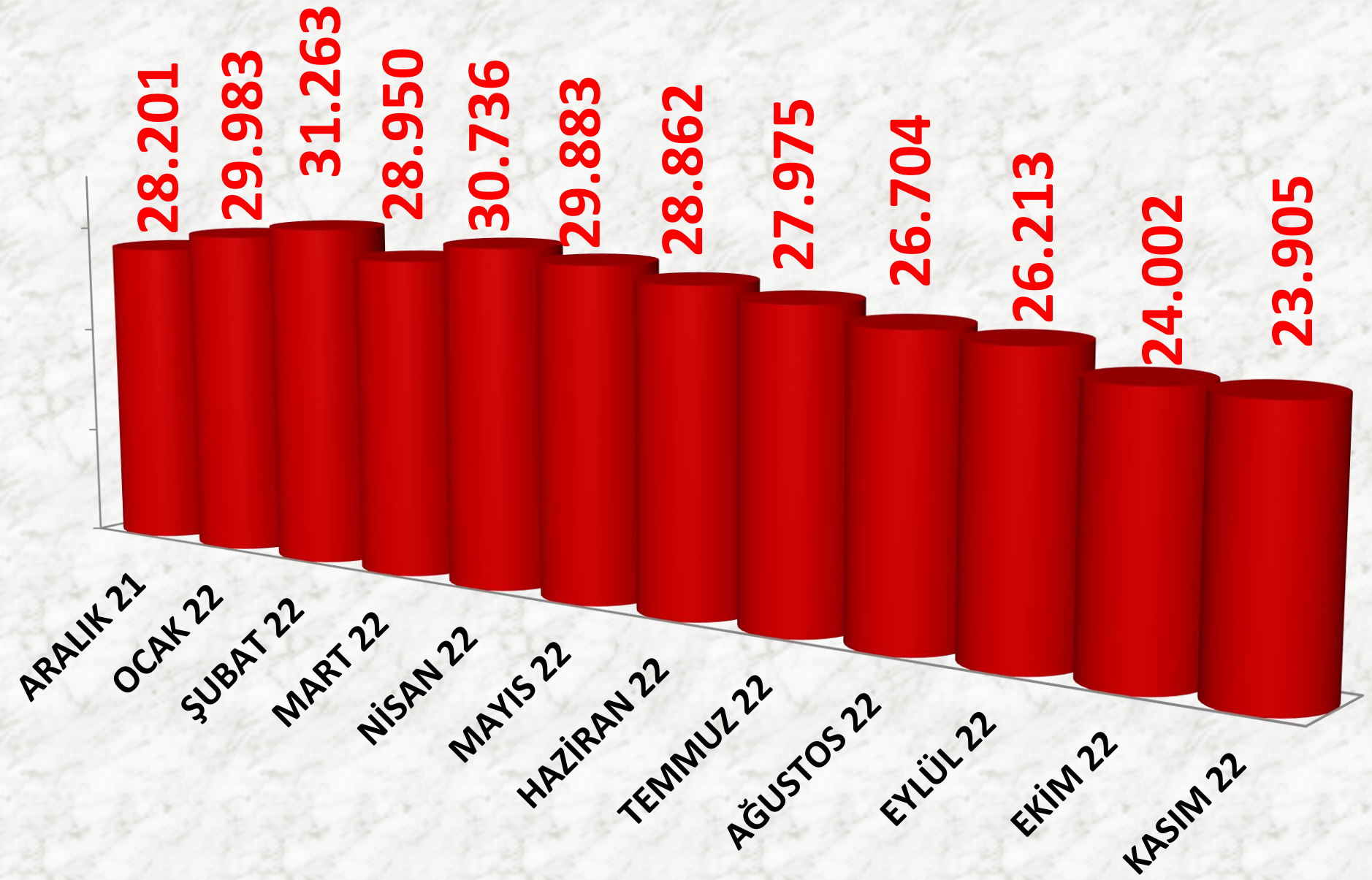
EN AZ FİYAT	2020 KASIM		2021 KASIM		2022 KASIM	
	MTS	1,68 TL	67%	2,80 TL	150%	7,00 TL

EN ÇOK FİYAT	2020 KASIM		2021 KASIM		2022 KASIM	
	MTS	2,54 TL	41%	3,58 TL	176%	9,88 TL

ORTALAMA FİYAT	2020 KASIM		2021 KASIM		2022 KASIM	
	MTS	2,23 TL	38%	3,07 TL	170%	8,29 TL

AYLIK İNEK SÜTÜ FİYAT TRENDİ (TL)





AYLIK SÜT İŞLEM MİKTARI (M³)

KASIM 22

7%

ARALIK 21

8%

OCAK 22

9%

ŞUBAT 22

9%

MART 22

9%

NİSAN 22

9%

MAYIS 22

9%

HAZİRAN 22

9%

TEMMUZ 22

8%

AĞUSTOS 22

8%

EYLÜL 22

8%

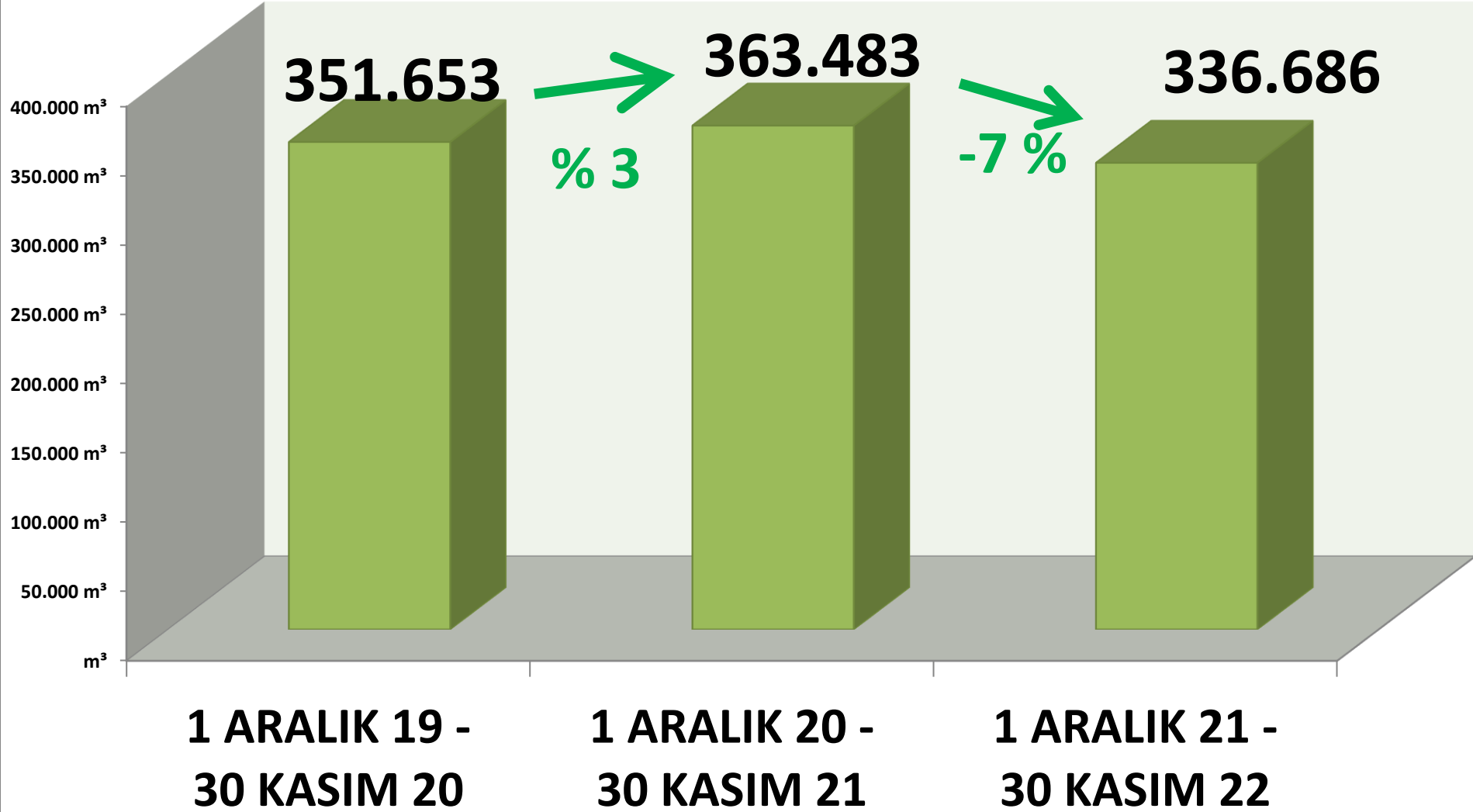
EKİM 22

7%

AYLIK MTS İNEK SÜTÜ İŞLEM MİKTARI ORANLARI

YILLIK TOPLAM İNEK SÜTÜ İŞLEM MİKTARI (M³)

■ MTS



BEYAZ HAŞHAŞ

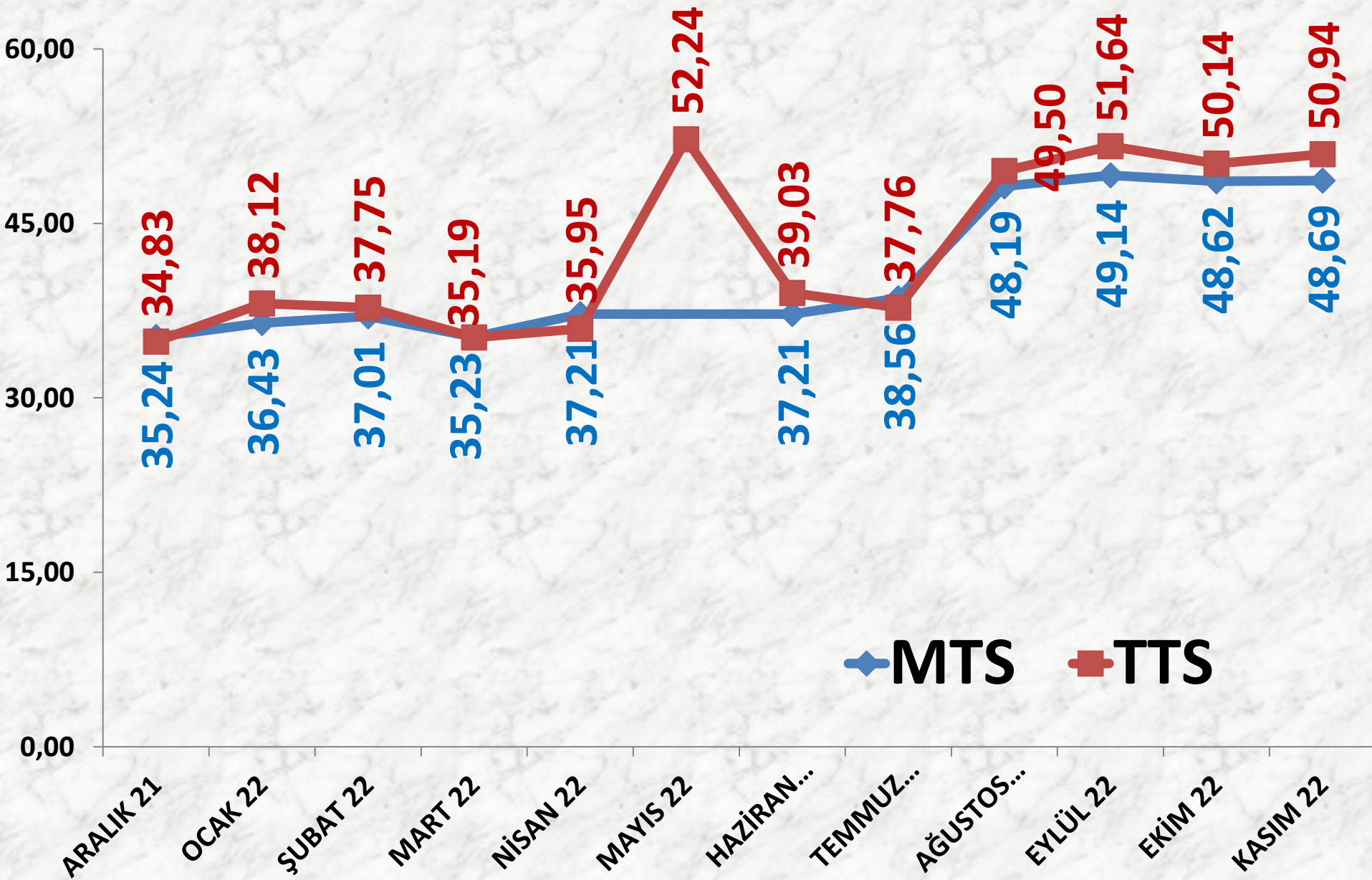
İŞLEM MİKTARI (TON)	2020 KASIM	2021 KASIM		2022 KASIM	
MTS	439 TON	-80%	87 TON	-43%	49 TON
TTS	419 TON	-7%	388 TON	-95%	20 TON

EN AZ FİYAT	2020 KASIM	2021 KASIM		2022 KASIM	
MTS	25,00 TL	-8%	23,00 TL	103%	46,75 TL
TTS	25,75 TL	-10%	23,15 TL	113%	49,21 TL

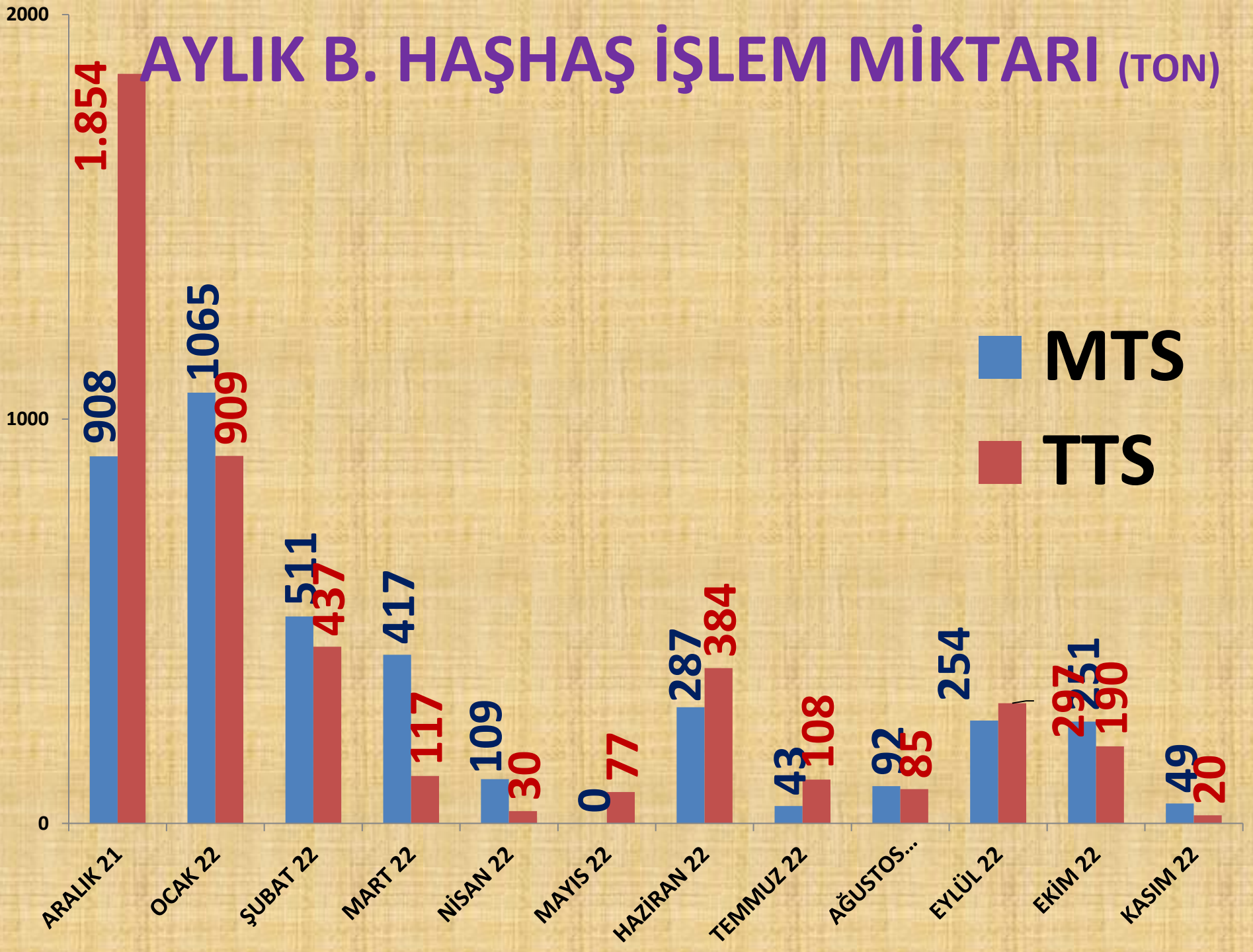
EN ÇOK FİYAT	2020 KASIM	2021 KASIM		2022 KASIM	
MTS	28,50 TL	-6%	26,81 TL	94%	51,95 TL
TTS	33,00 TL	-9%	30,00 TL	122%	66,51 TL

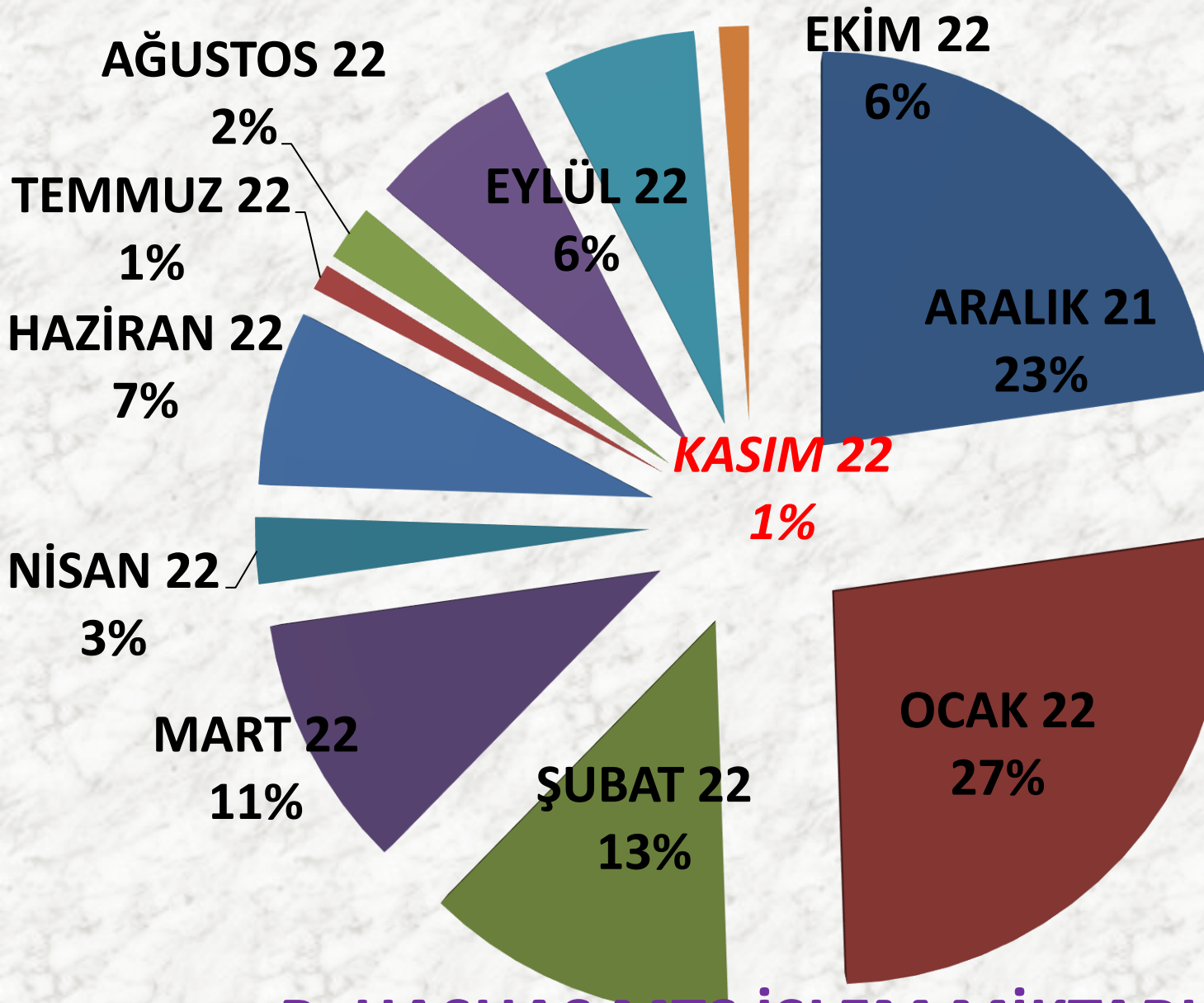
ORT. FİYAT	2020 KASIM	2021 KASIM		2022 KASIM	
MTS	27,52 TL	-5%	26,04 TL	87%	48,69 TL
TTS	28,18 TL	-13%	24,38 TL	109%	50,94 TL

AYLIK B. HAŞHAŞ FİYAT TRENDİ (TL)



AYLIK B. HAŞHAŞ İŞLEM MİKTARI (TON)

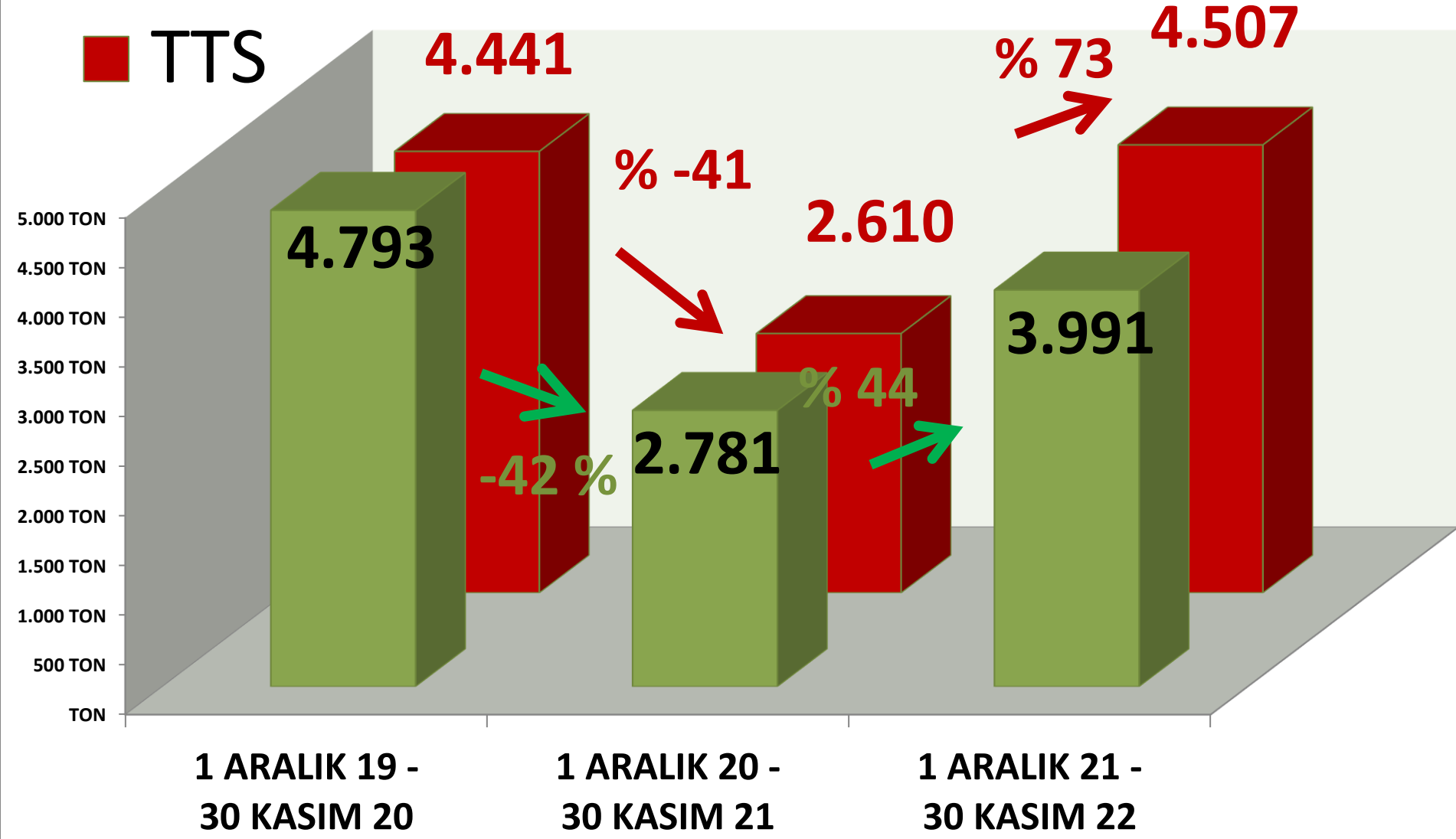




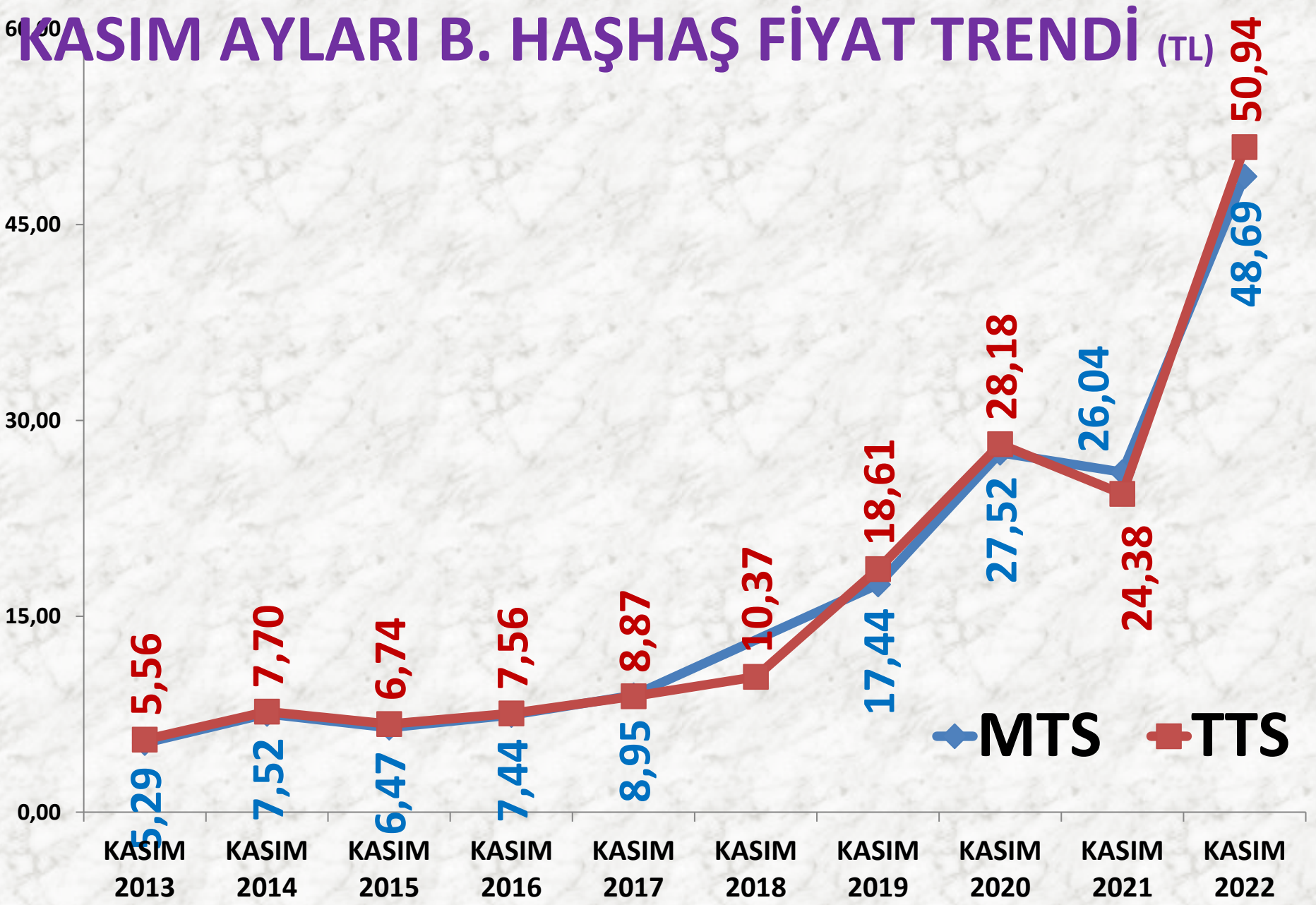
B. HAŞHAŞ MTS İŞLEM MİKTARI ORANLARI

MTS YILLIK TOPLAM B. HAŞHAŞ İŞLEM MİKTARI (TON)

■ MTS
■ TTS



KASIM AYLARI B. HAŞHAŞ FİYAT TRENDİ (TL)



MAVİ HAŞHAŞ

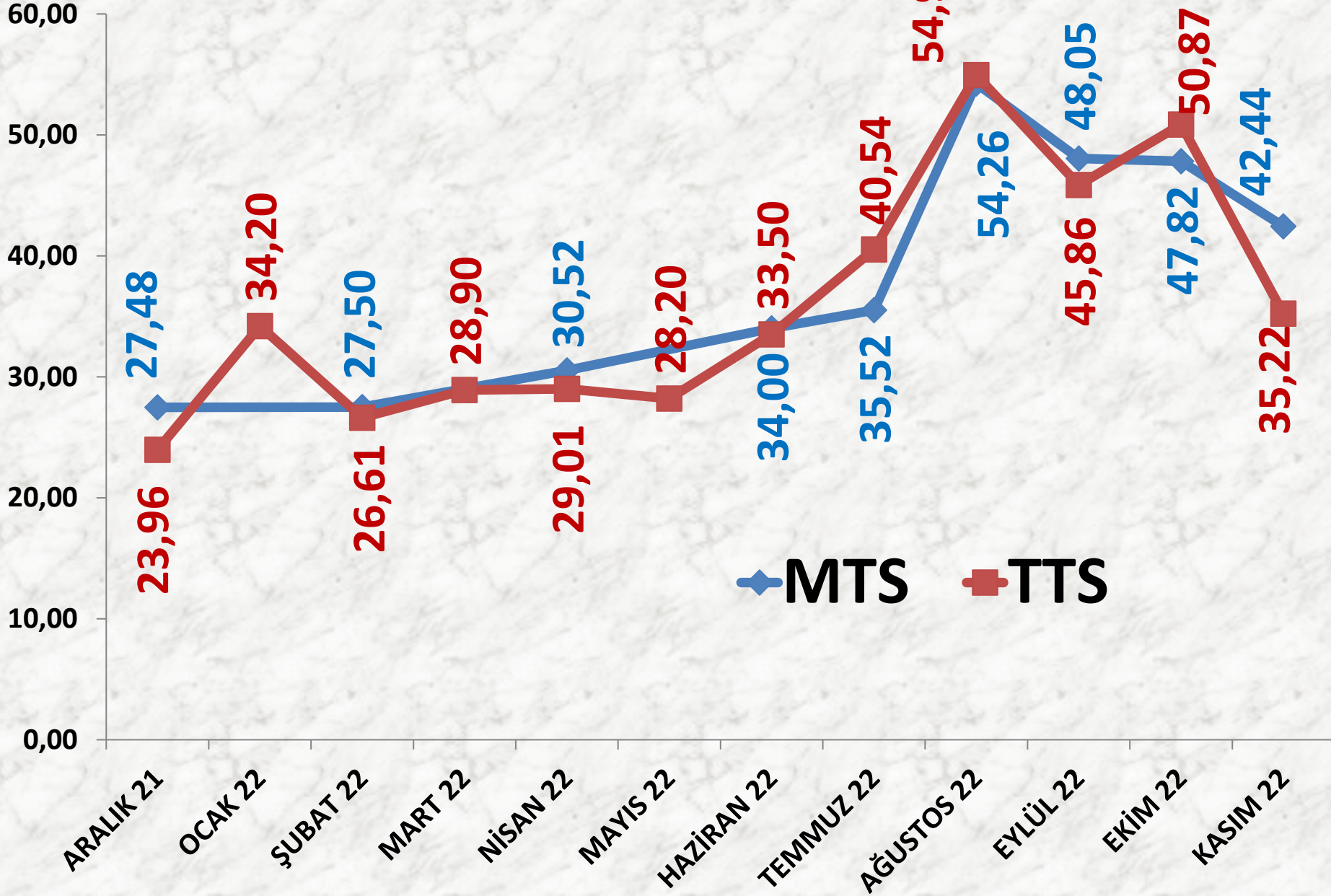
İŞLEM MİKTARI (TON)	2020 KASIM	2021 KASIM		2022 KASIM	
MTS	243 TON	-100%	0	-	23 TON
TTS	236 TON	-63%	87 TON	-21%	68 TON

EN AZ FİYAT	2020 KASIM	2021 KASIM		2022 KASIM	
MTS	19,73 TL	-	-	-	42,00 TL
TTS	18,89 TL	-18%	15,50 TL	171%	42,00 TL

EN ÇOK FİYAT	2020 KASIM	2021 KASIM		2022 KASIM	
MTS	20,64 TL	-	-	-	50,00 TL
TTS	28,00 TL	-14%	24,00 TL	158%	62,00 TL

ORT. FİYAT	2020 KASIM	2021 KASIM		2022 KASIM	
MTS	20,21 TL	-	-	-	42,44 TL
TTS	20,72 TL	-10%	18,64 TL	89%	35,22 TL

AYLIK M. HAŞHAŞ FİYAT TRENDİ (TL)

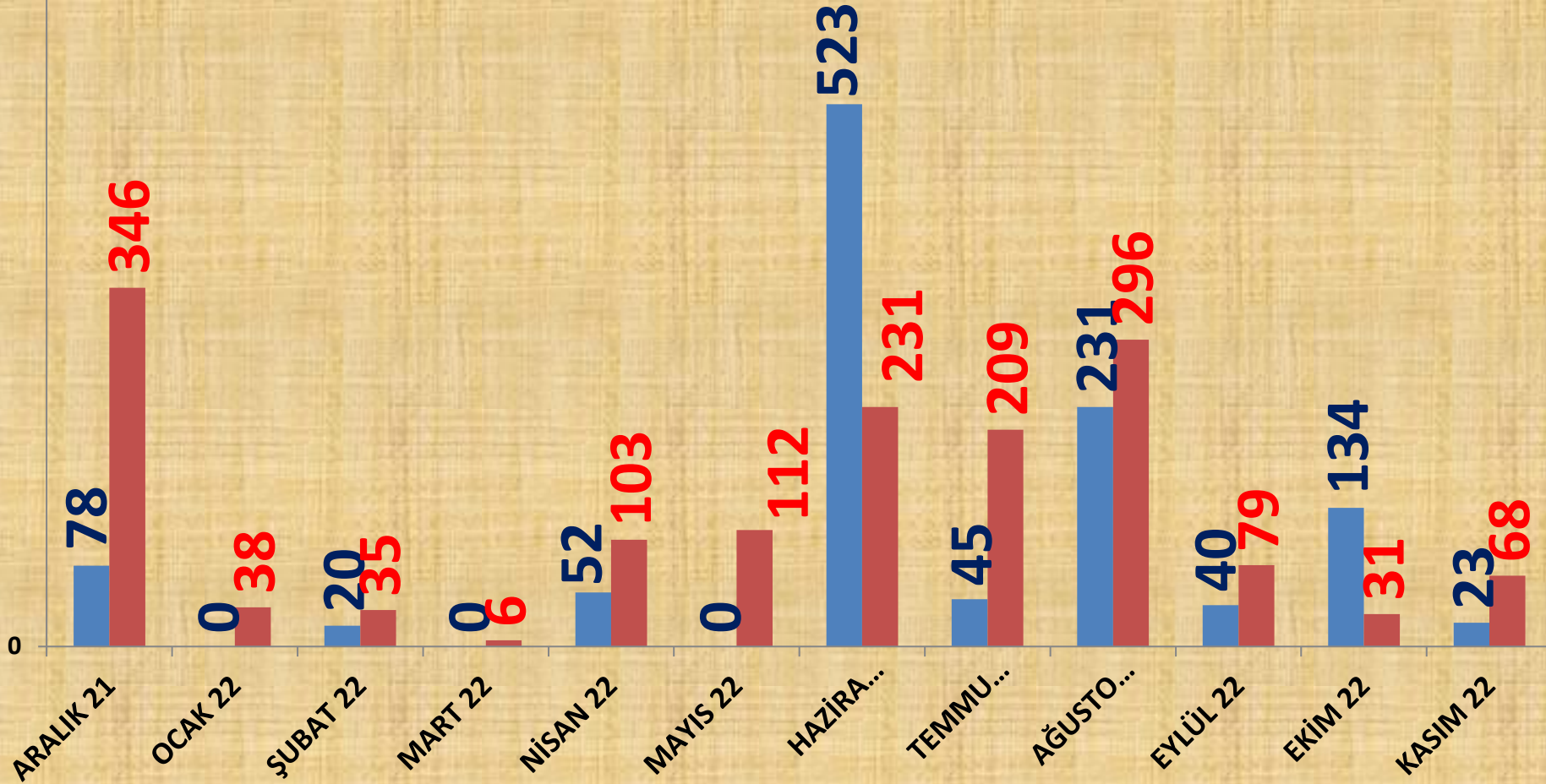


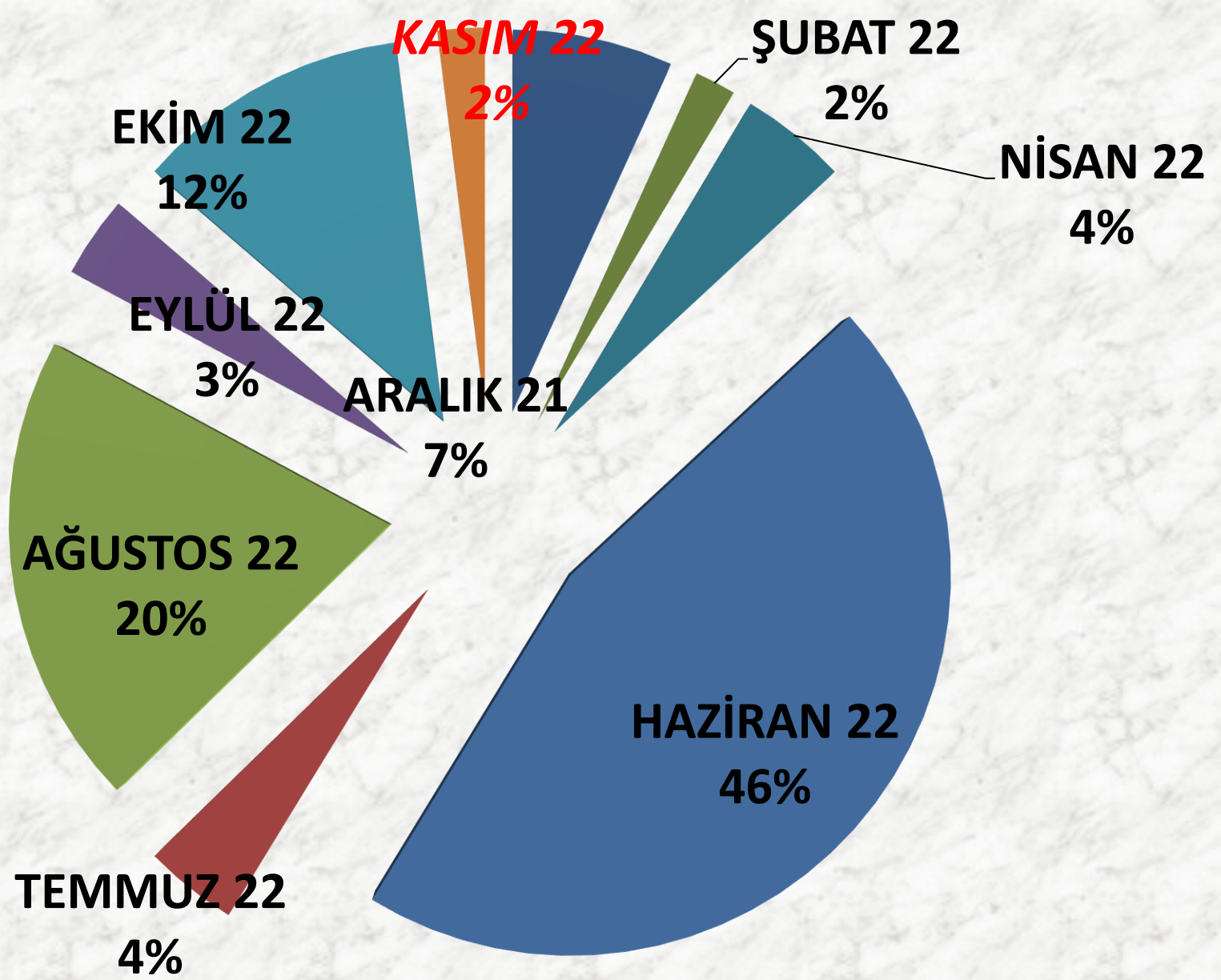
1000

AYLIK M. HAŞHAŞ İŞLEM MİKTARI (TON)

■ MTS

■ TTS



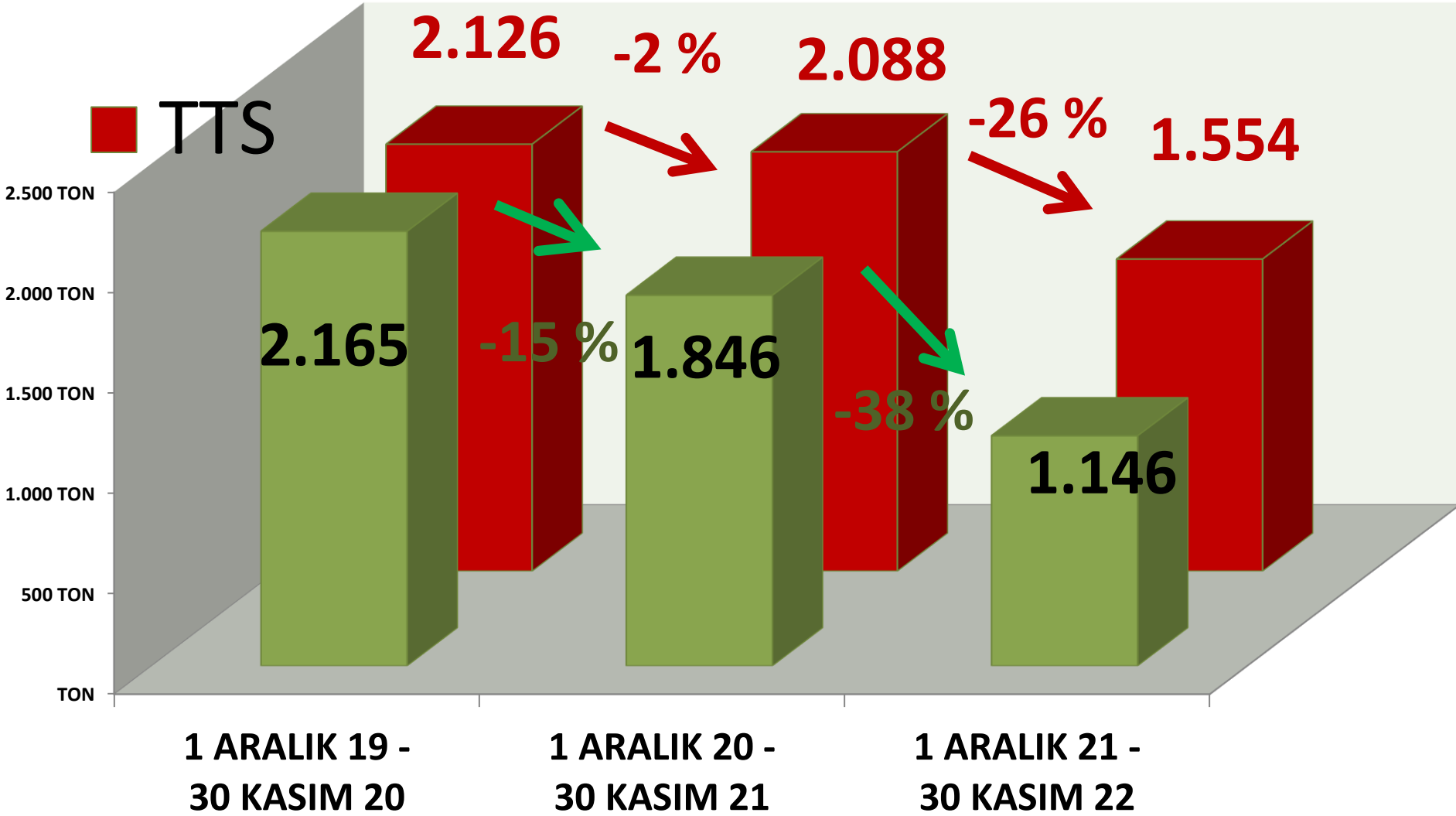


**M. HAŞHAŞ MTS İŞLEM MİKTARI
ORANLARI**

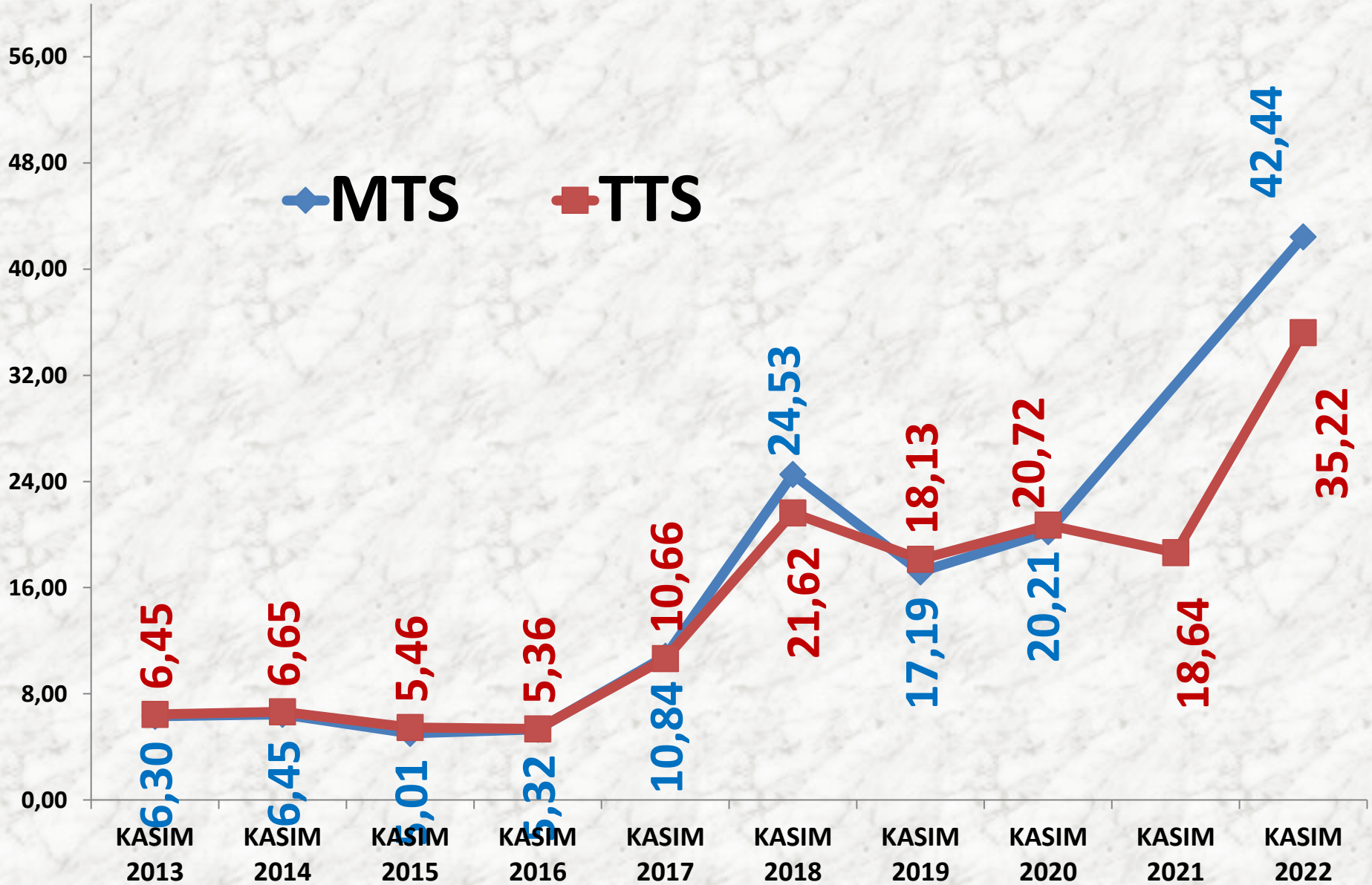
YILLIK TOPLAM M. HAŞHAŞ İŞLEM MİKTARI (TON)

■ MTS

■ TTS



KASIM AYLARI M. HAŞHAŞ FİYAT TRENDİ (TL)



KÜTLÜ PAMUK

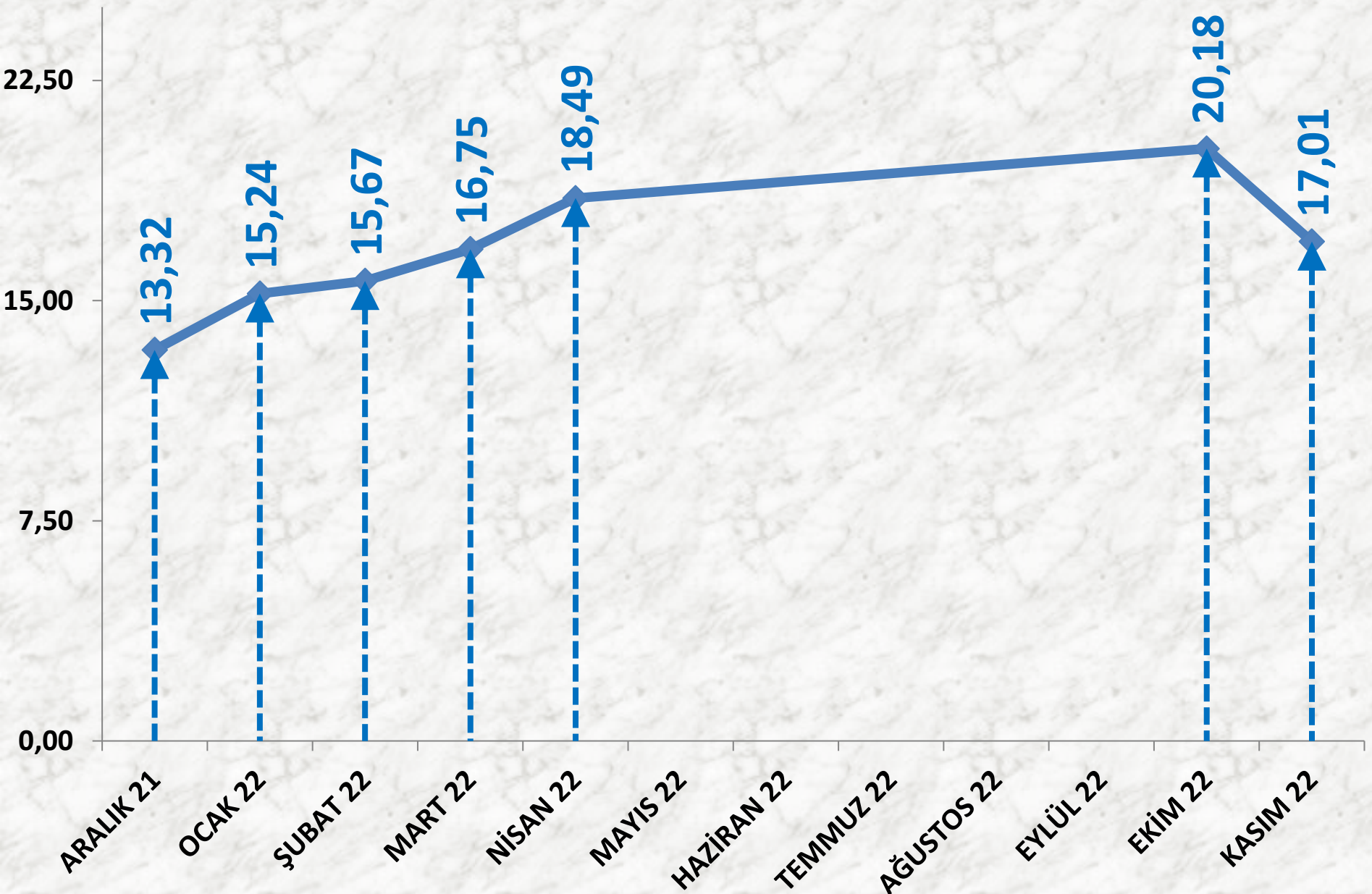
İŞLEM MİKTARI (TON)	2020 KASIM	2021 KASIM		2022 KASIM	
MTS	6935 TON	9%	7578 TON	-22%	5925 TON

EN AZ FİYAT	2020 KASIM	2021 KASIM		2022 KASIM	
MTS	3,00 TL	236%	10,07 TL	44%	14,54 TL

EN ÇOK FİYAT	2020 KASIM	2021 KASIM		2022 KASIM	
MTS	6,00 TL	150%	15,00 TL	51%	22,69 TL

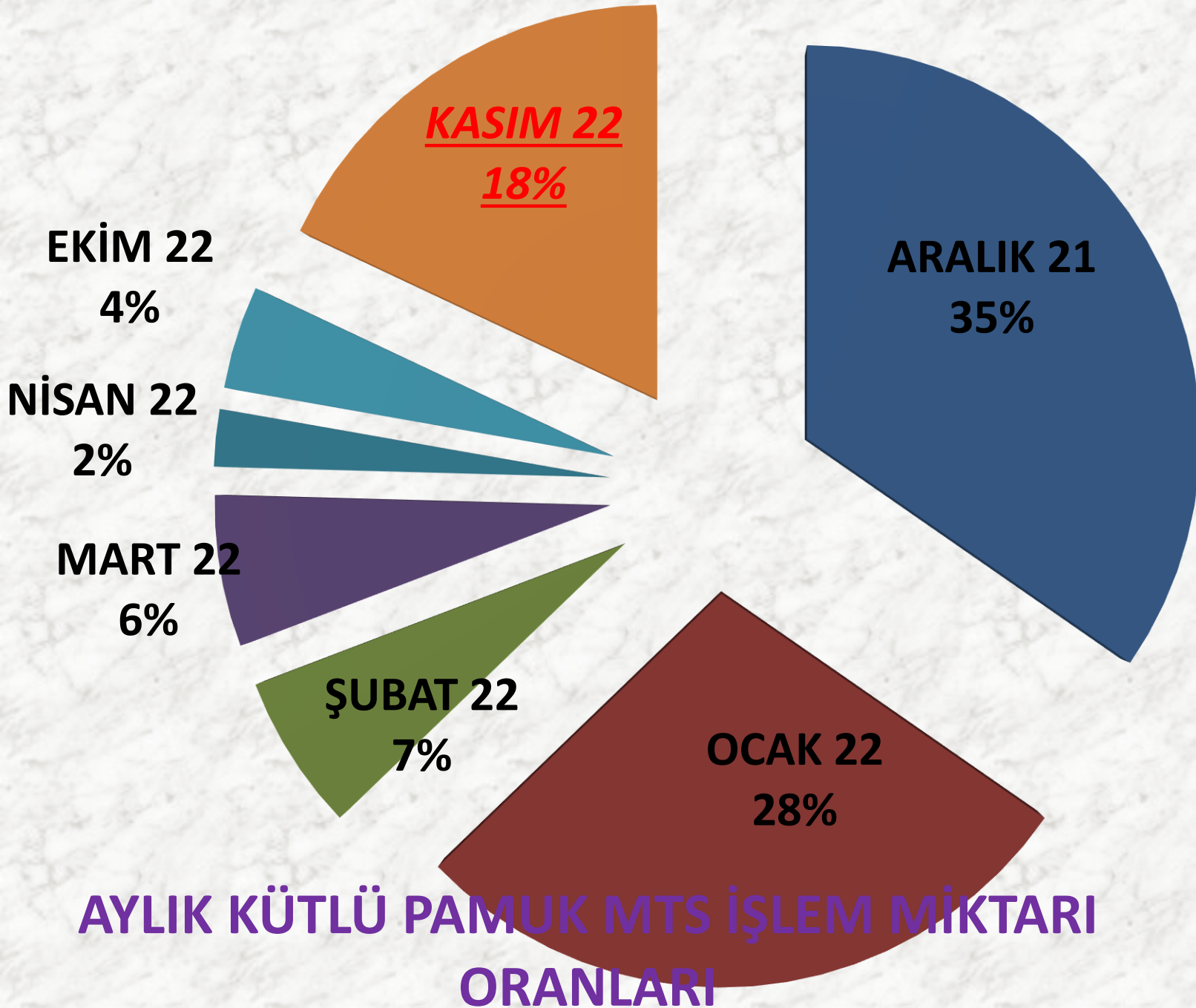
ORTALAMA FİYAT	2020 KASIM	2021 KASIM		2022 KASIM	
MTS	5,69 TL	117%	12,33 TL	38%	17,01 TL

AYLIK KÜTLÜ PAMUK FİYAT TRENDİ (TL)

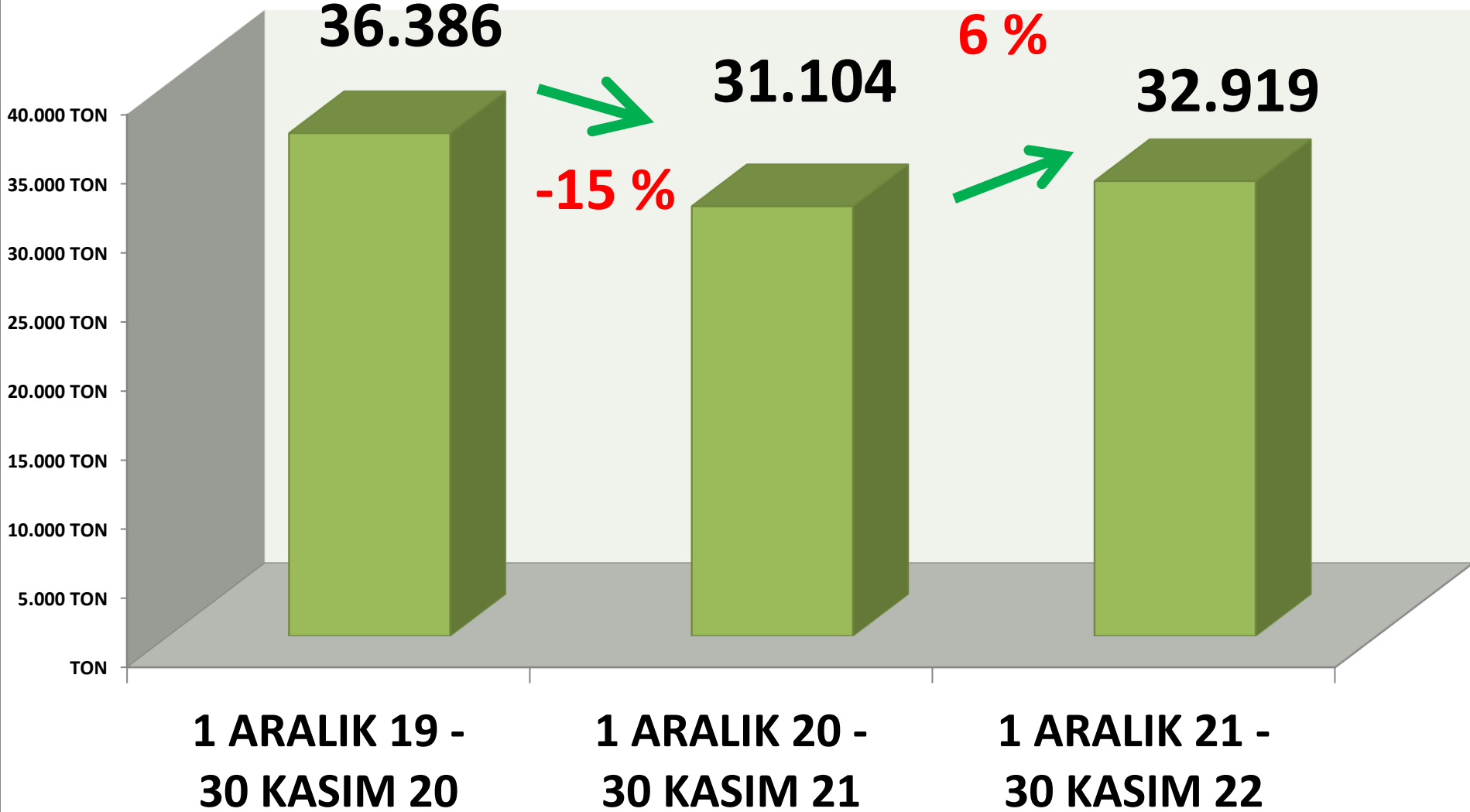


AYLIK KÜTLÜ PAMUK İŞLEM MİKTARI (TON)






YILLIK TOPLAM KÜTLÜ PAMUK İŞLEM MİKTARI (TON)



EKİM AYLARI K.PAMUK FİYAT TRENDİ (TL)



MAHLIÇ PAMUK

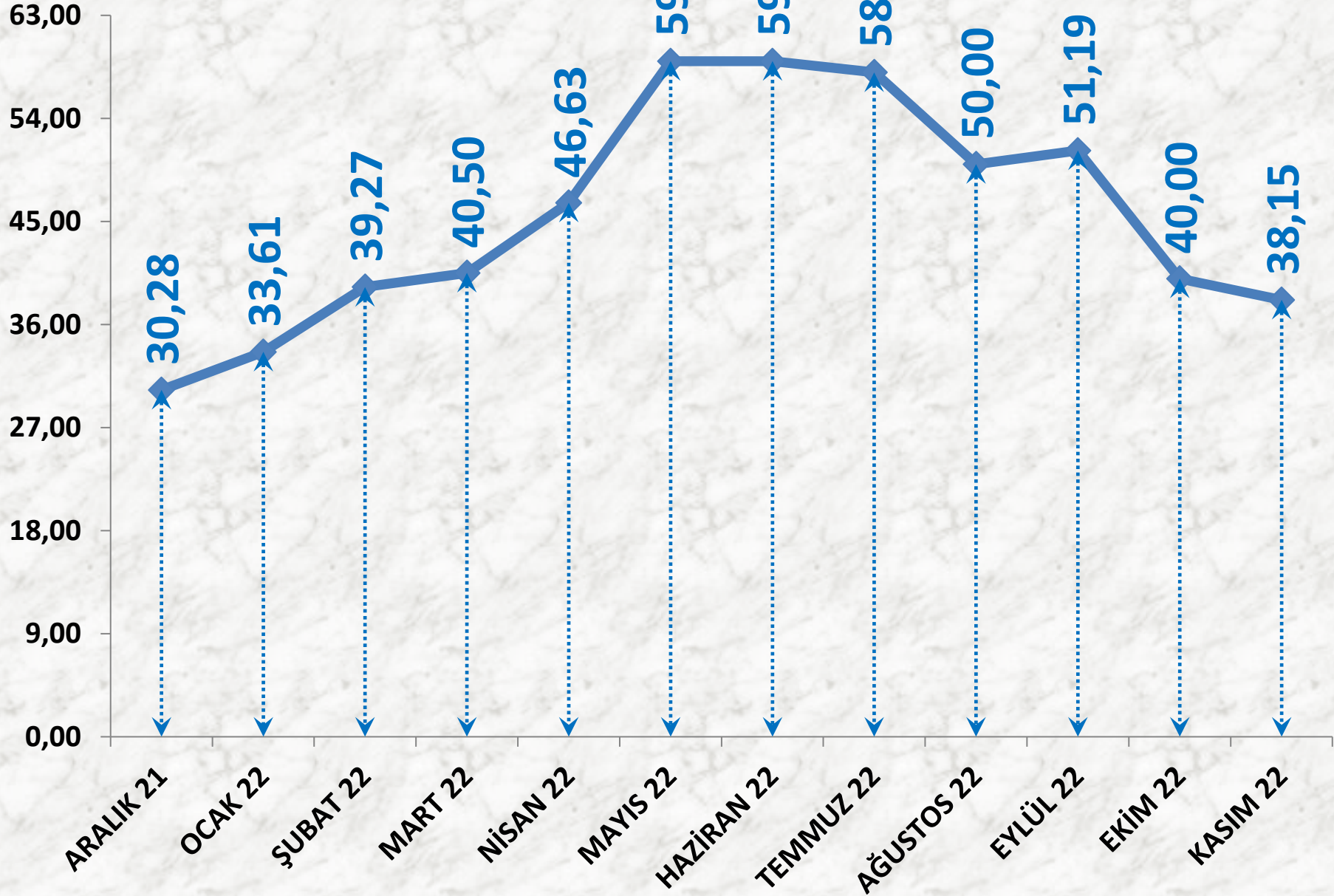
İŞLEM MİKTARI (TON)	2020 KASIM	2021 KASIM		2022 KASIM	
TTS	186 TON	118%	405 TON	-7%	378 TON

EN AZ FİYAT	2020 KASIM	2021 KASIM		2022 KASIM	
TTS	12,55 TL	107%	26,00 TL	27%	33,00 TL

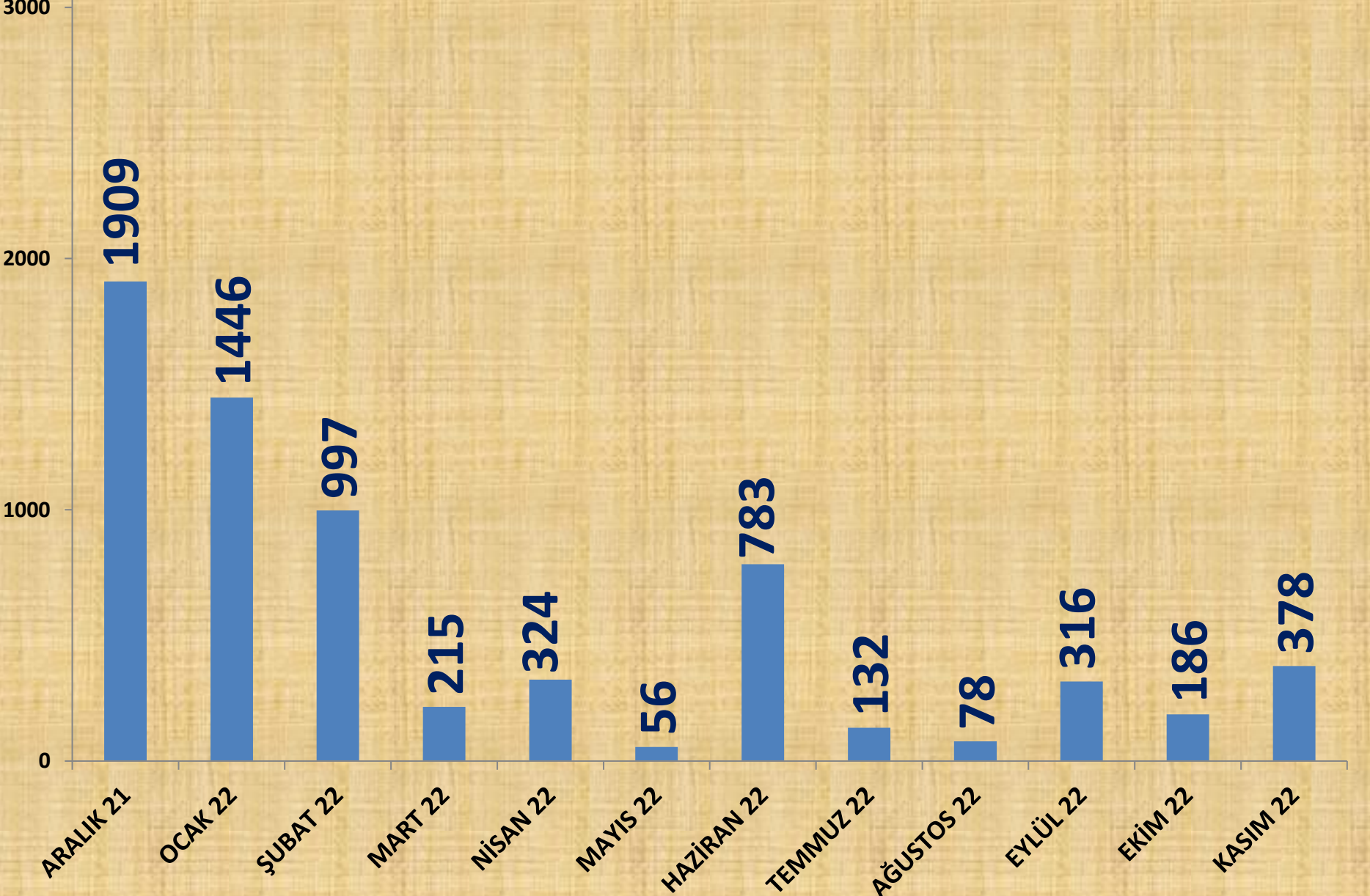
EN ÇOK FİYAT	2020 KASIM	2021 KASIM		2022 KASIM	
TTS	14,00 TL	93%	27,00 TL	48%	40,00 TL

ORTALAMA FİYAT	2020 KASIM	2021 KASIM		2022 KASIM	
TTS	13,18 TL	100%	26,40 TL	45%	38,15 TL

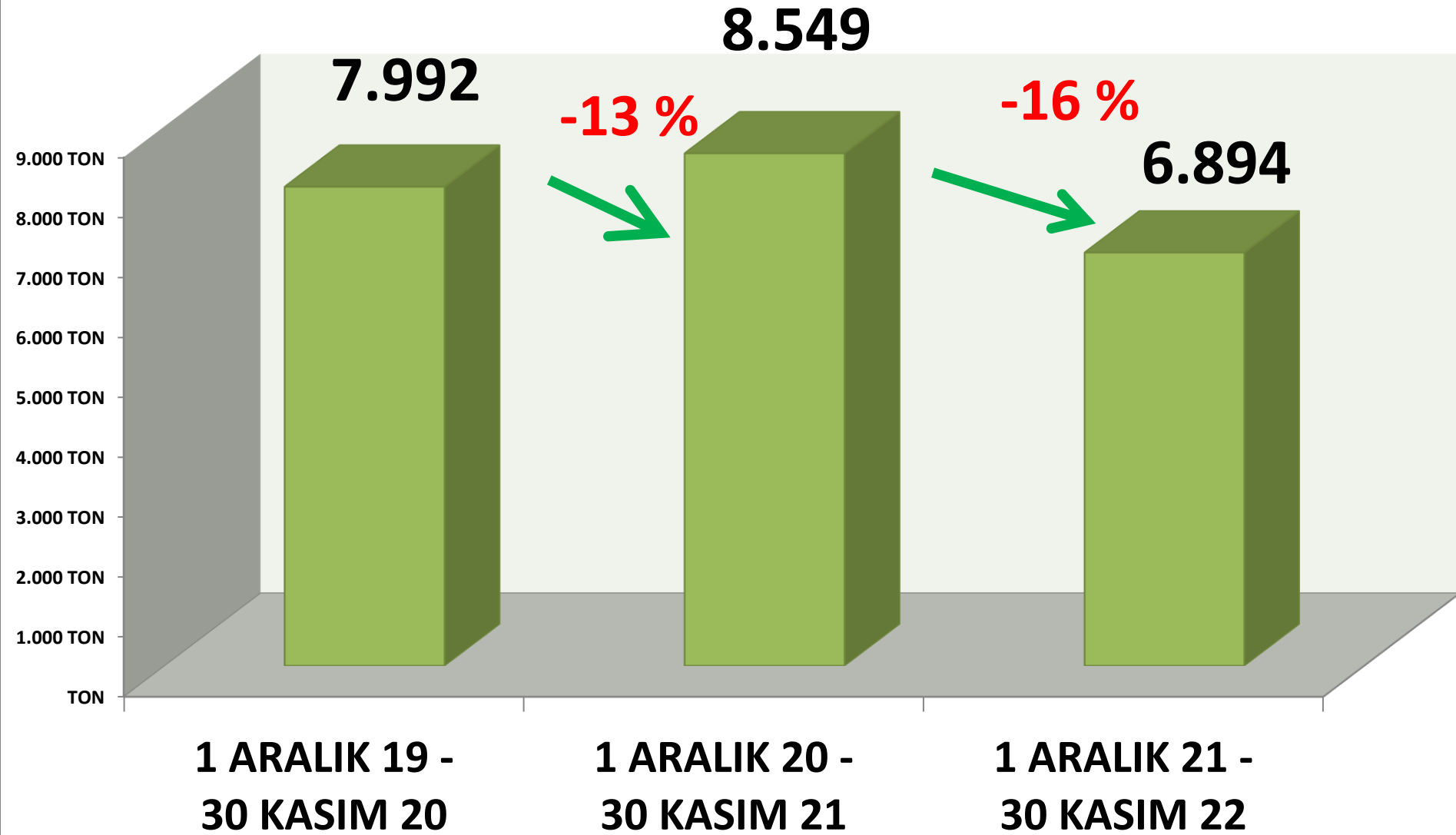
AYLIK MAHLIÇ PAMUK FİYAT TRENDİ (TL)




AYLIK MAHLIÇ PAMUK İŞLEM MİKTARI (TON)



YILLIK TOPLAM MAHLIÇ PAMUK İŞLEM MİKTARI (TON)



KASIM AYLARI MAHLIÇ PAMUK FİYAT ORT. (TL)



KEKİK

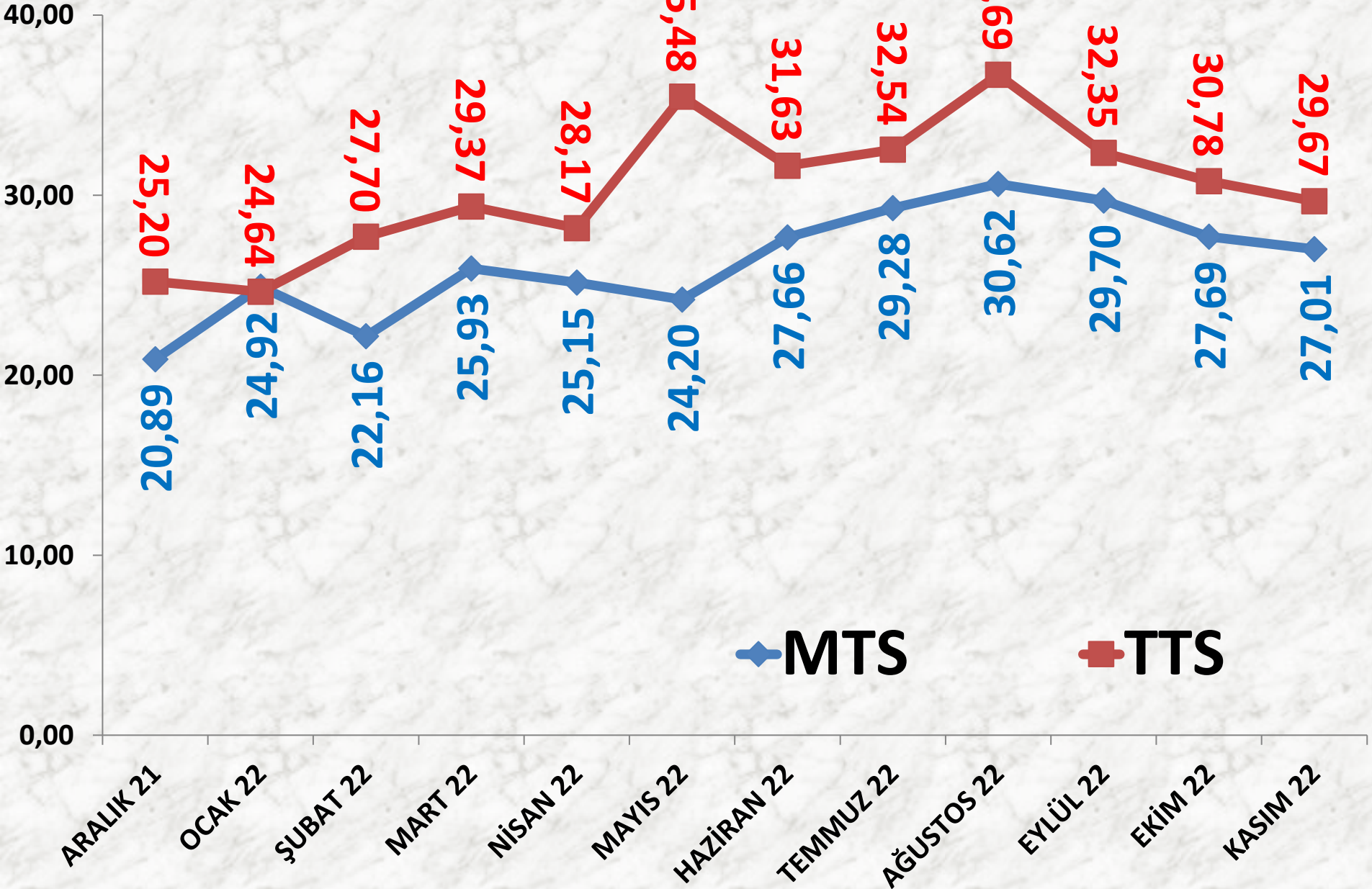
İŞLEM HACMI (TON)	2020 KASIM	2021 KASIM		2022 KASIM	
<i>MTS</i>	880 TON	88%	1653 TON	-63%	615 TON
<i>TTS</i>	777 TON	106%	1598 TON	-74%	412 TON

EN AZ FİYAT	2020 KASIM	2021 KASIM		2022 KASIM	
<i>MTS</i>	8,40 TL	43%	12,00 TL	102%	24,27 TL
<i>TTS</i>	8,60 TL	63%	14,00 TL	25%	17,50 TL

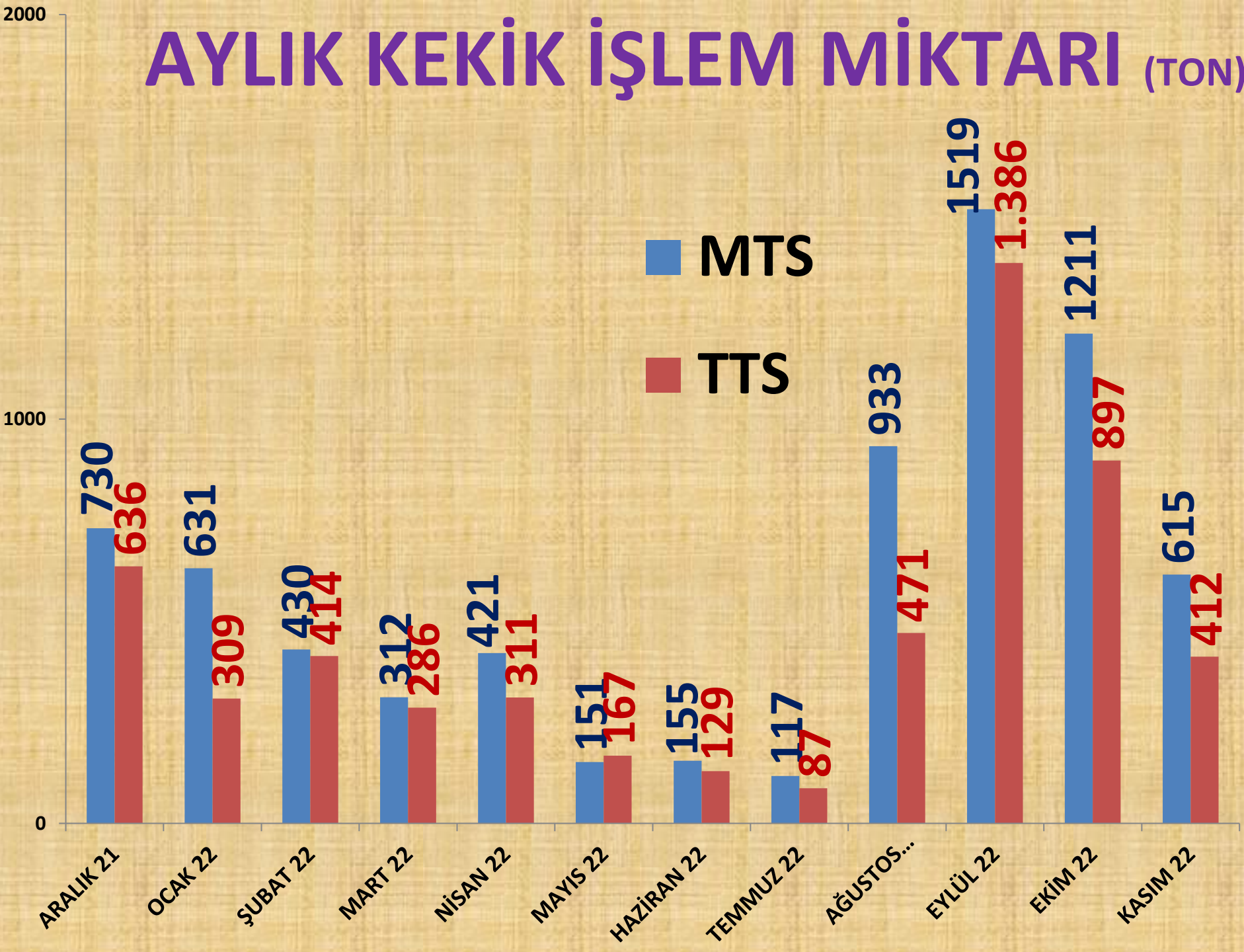
EN ÇOK FİYAT	2020 KASIM	2021 KASIM		2022 KASIM	
<i>MTS</i>	29,08 TL	-23%	22,50 TL	56%	35,04 TL
<i>TTS</i>	21,25 TL	67%	35,54 TL	49%	53,03 TL

ORT. FİYAT	2020 KASIM	2021 KASIM		2022 KASIM	
<i>MTS</i>	10,32 TL	93%	19,95 TL	35%	27,01 TL
<i>TTS</i>	11,60 TL	82%	21,14 TL	40%	29,67 TL

AYLIK KEKİK FİYAT TRENDİ (TL)



AYLIK KEKİK İŞLEM MİKTARI (TON)



AYLIK KEKİK MTS İŞLEM MİKTARI ORANLARI

TEMMUZ 22
2%

AĞUSTOS 22
13%

EYLÜL 22
21%

EKİM 22
17%

KASIM 22
8%

ARALIK 21
10%

OCAK 22
9%

ŞUBAT 22
6%

MART 22
4%

NİSAN 22
6%

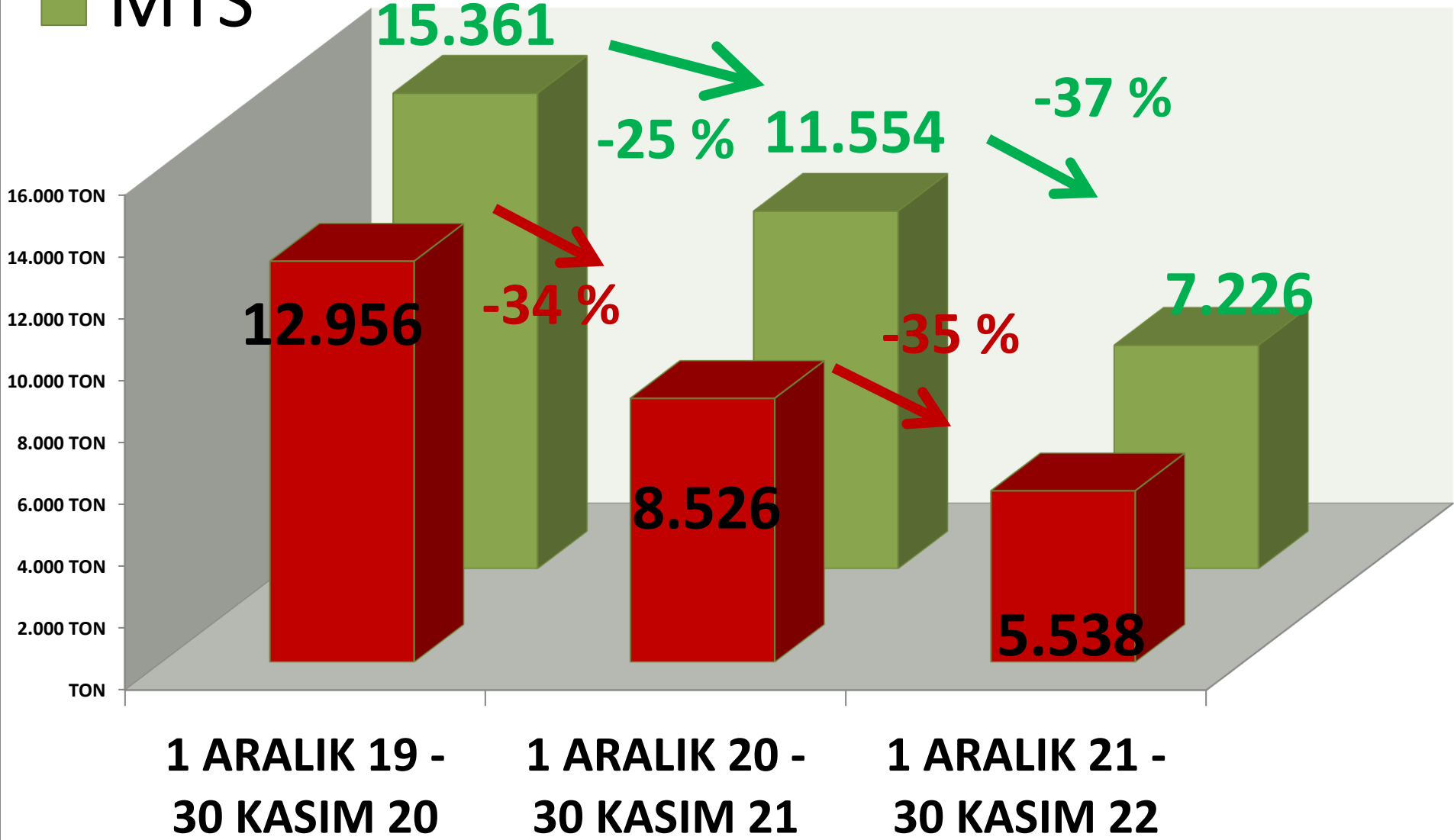
HAZİRAN 22
2%

MAYIS 22
2%

YILLIK TOPLAM KEKİK İŞLEM MİKTARI (TON)

■ TTS

■ MTS



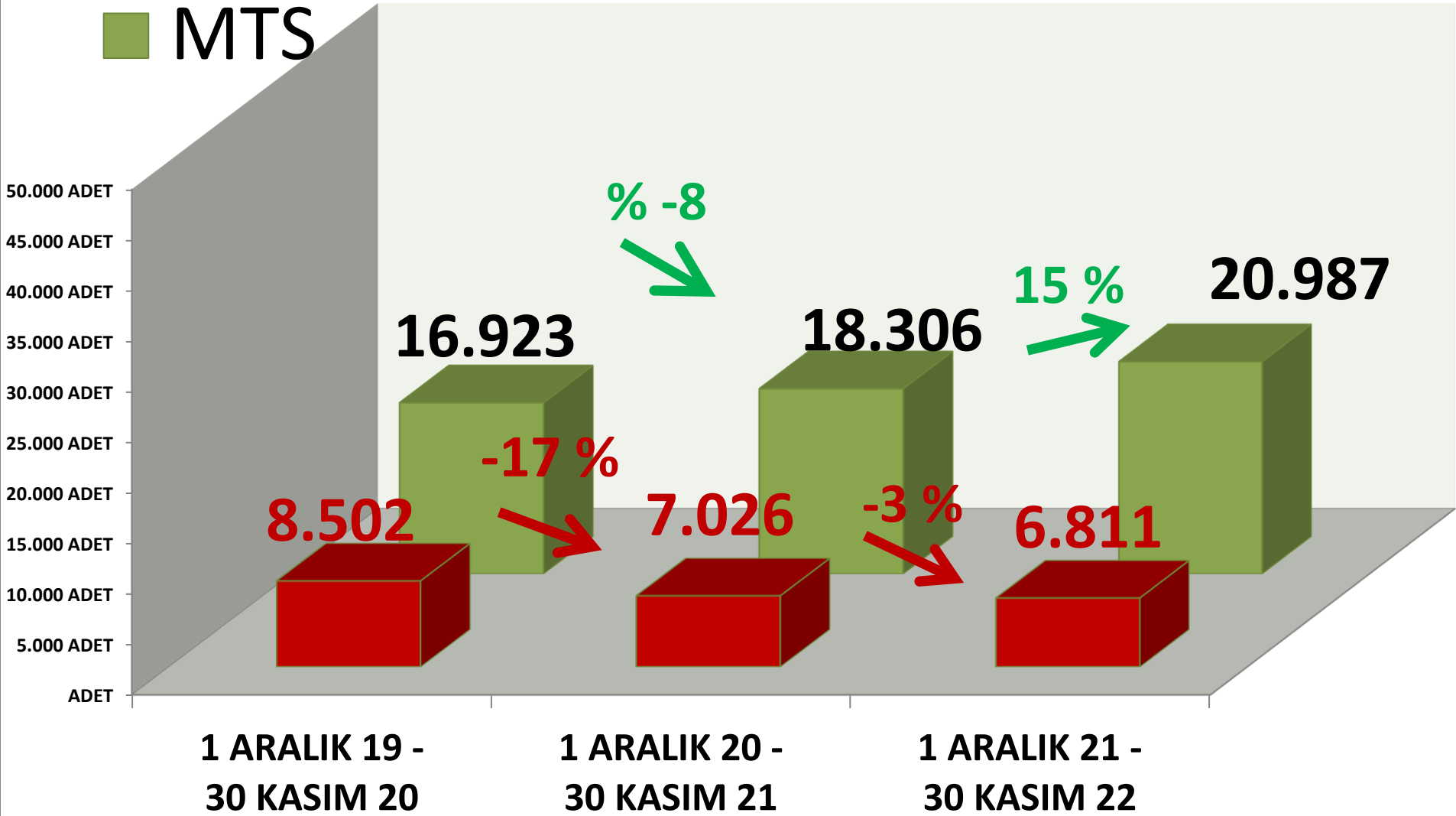
KASAPLIK CANLI HAYVAN

BÜYÜKBAŞ (ADET)	2020 KASIM	2021 KASIM		2022 KASIM	
MTS	1148 ADET	46%	1680 ADET	19%	2004 ADET
TTS	611 ADET	28%	784 ADET	-14%	677 ADET

KÜÇÜKBAŞ (ADET)	2020 KASIM	2021 KASIM		2022 KASIM	
MTS	3404 ADET	13%	3858 ADET	2%	3916 ADET
TTS	821 ADET	35%	1110 ADET	-82%	201 ADET

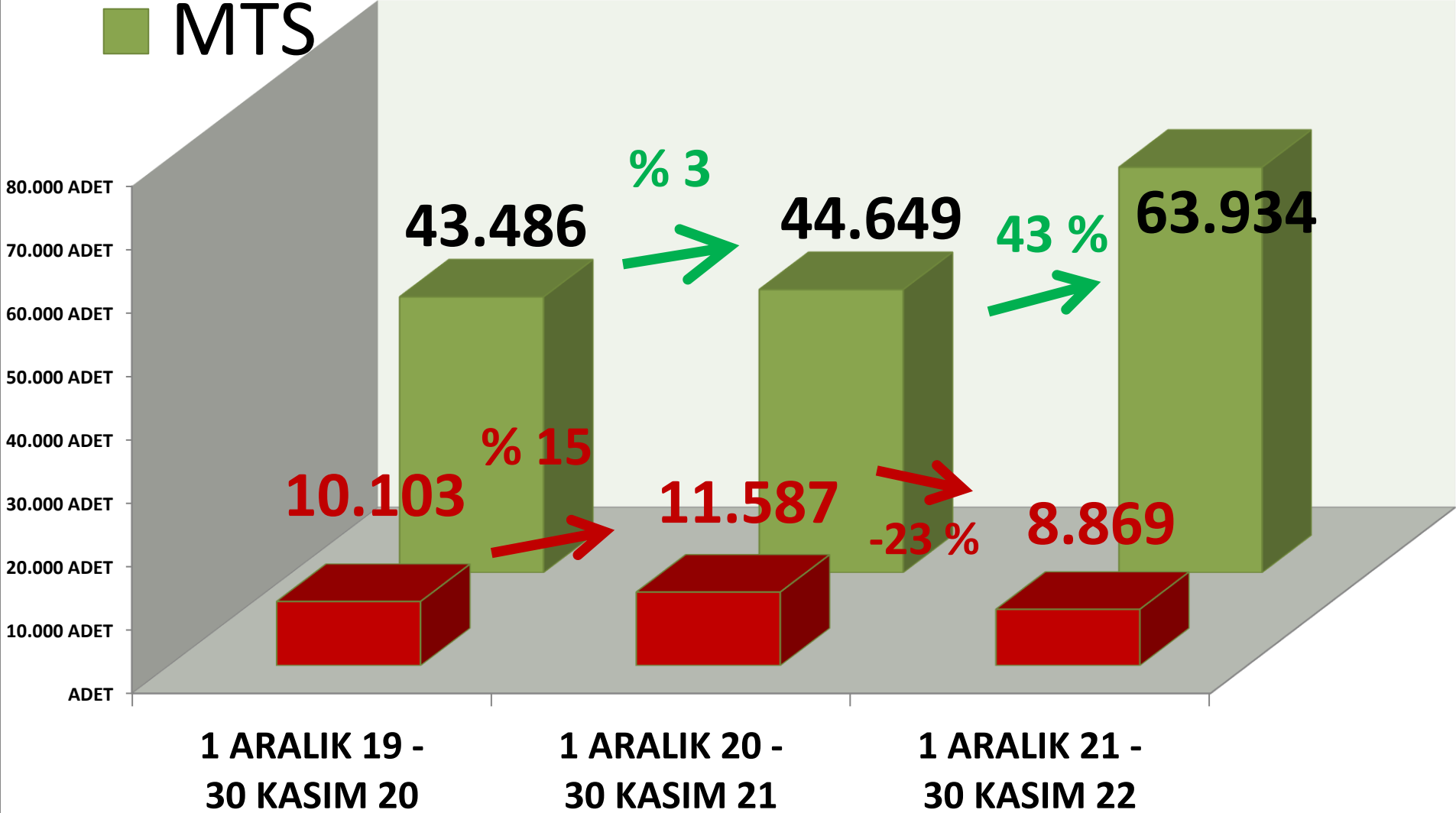
TTS YILLIK TOPLAM BÜYÜKBAŞ İŞLEM (ADET)

MTS



TTS YILLIK TOPLAM KÜÇÜKBAŞ İŞLEM_(ADET)

■ MTS





DINLEDİĞİNİZ İÇİN
TEŞEKKÜR EDERİM

RECEP MENGİ

