

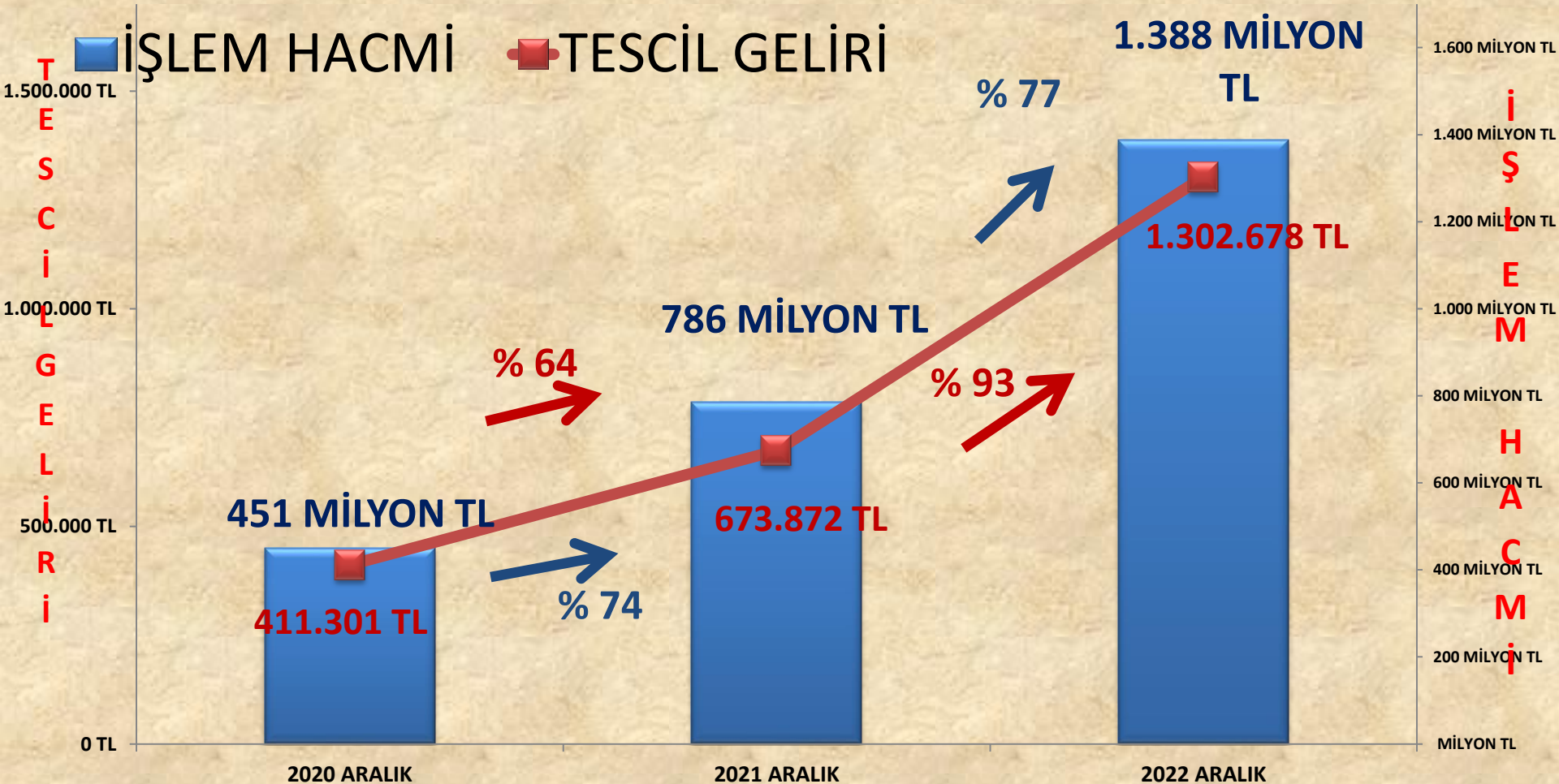


ARALIK 2022 TESCİL SUNUMU



İŞLEM HACMİ VE TESCİL GELİRİ VERİLERİ

	2020 ARALIK		2021 ARALIK		2022 ARALIK
İŞLEM HACMİ	451 MİLYON TL	74%	786 MİLYON TL	77%	1.388 MİLYON TL
TESCİL GELİRİ	411.301 TL	64%	673.872 TL	93%	1.302.678 TL



2021 ARALIK

ÜRÜN GRUBU	Miktar(kg./lt/adet)	Tutar(TL)
BAKLİYAT VE MAMÜLLERİ	737.097	9.775.277
BİTKİSEL YAĞLAR	1.298	45.416
KOTASYON DIŞI ÜRÜNLER	47.434.828	198.098.562
HAM DERİLER VE BAĞIRSAKLAR	24.840	175.121
HAYVANSAL YAĞLAR	342	17.146
HUBUBAT .	55.033.682	122.244.524
HUBUBAT MAMÜLLERİ	142.766	470.898
KASAPLIK CANLI HAYVANLAR	5.836	31.432.017
KURU MEYVELER	1.827.414	36.322.751
KÜSPELER	47.360	91.104
ORMAN MAHSÜLLERİ	739.918	3.683.701
TEKSTİL HAMMADDELERİ	13.315.883	209.775.179
YAĞLI TOHUMLAR	13.752.676	173.831.528
TOPLAM	133.063.940	785.963.224

2022 ARALIK

ÜRÜN GRUBU	Miktar(kg./lt/adet)	Tutar(TL)
BAKLİYAT VE MAMÜLLERİ	764.113	21.764.610
BİTKİSEL YAĞLAR	0	0
KOTASYON DIŞI ÜRÜNLER	47.258.112	410.387.900
HAM DERİLER VE BAĞIRSAKLAR	53.841	835.070
HAYVANSAL YAĞLAR	52	6.910
HUBUBAT .	75.411.953	394.425.830
HUBUBAT MAMÜLLERİ	263.890	1.762.348
KASAPLIK CANLI HAYVANLAR	6.553	67.495.260
KURU MEYVELER	2.349.713	79.324.317
KÜSPELER	0	0
ORMAN MAHSÜLLERİ	150.657	1.716.717
TEKSTİL HAMMADDELERİ	15.926.623	250.008.436
YAĞLI TOHUMLAR	8.783.645	159.845.201
TOPLAM	150.969.152	1.387.572.597

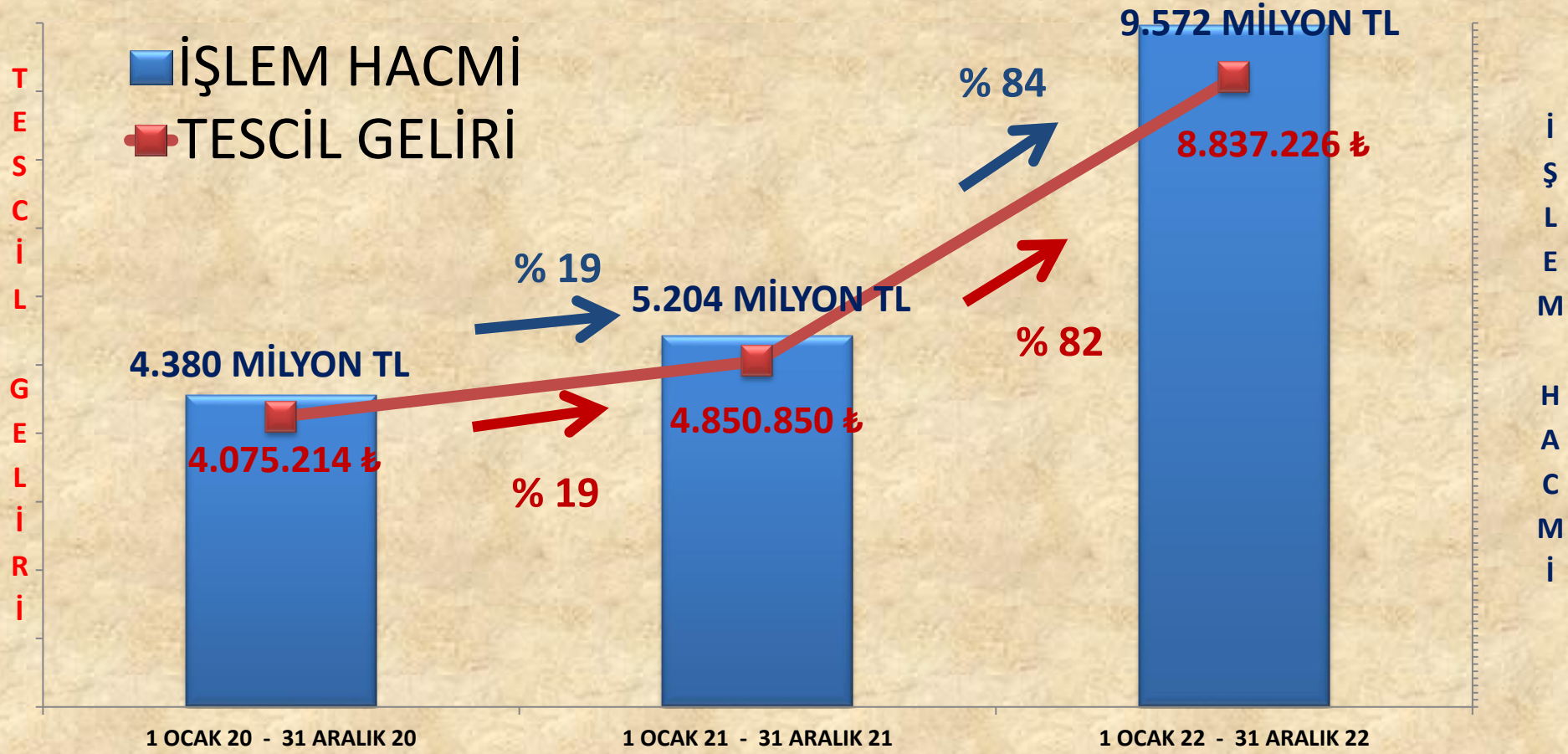
2021 -2022 ARALIK DEĞİŞİM

ÜRÜN GRUBU	Miktar(kg./lt/adet)	Tutar(TL)
BAKLİYAT VE MAMÜLLERİ	27.016	11.989.333
BİTKİSEL YAĞLAR	-1.298	-45.416
KOTASYON DIŞI ÜRÜNLER	-176.716	212.289.338
HAM DERİLER VE BAĞIRSAKLAR	29.001	659.949
HAYVANSAL YAĞLAR	-290	-10.236
HUBUBAT .	20.378.270	272.181.306
HUBUBAT MAMÜLLERİ	121.124	1.291.449
KASAPLIK CANLI HAYVANLAR	717	36.063.243
KURU MEYVELER	522.299	43.001.566
KÜSPELER	-47.360	-91.104
ORMAN MAHSÜLLERİ	-589.261	-1.966.984
TEKSTİL HAMMADDELERİ	2.610.740	40.233.257
YAĞLI TOHUMLAR	-4.969.032	-13.986.327
TOPLAM	17.905.212	601.609.373

	2021 – 2022 ARALIK DEĞİŞİM ORANI	
ÜRÜN GRUBU	Miktar(kg./lt/adet)	Tutar(TL)
BAKLİYAT VE MAMÜLLERİ	4%	123%
BITKİSEL YAĞLAR	-100%	-100%
KOTASYON DIŞI ÜRÜNLER	0%	107%
HAM DERİLER VE BAĞIRSAKLAR	117%	377%
HAYVANSAL YAĞLAR	-85%	-60%
HUBUBAT .	37%	223%
HUBUBAT MAMÜLLERİ	85%	274%
KASAPLIK CANLI HAYVANLAR	12%	115%
KURU MEYVELER	29%	118%
KÜSPELER	-100%	-100%
ORMAN MAHSÜLLERİ	-80%	-53%
TEKSTİL HAMMADDELERİ	20%	19%
YAĞLI TOHUMLAR	-36%	-8%
TOPLAM	13%	77%

İŞLEM HACMİ VE TESCİL GELİRİ VERİLERİ

	2020		2021		2022
İŞLEM HACMİ	4.380 MİLYON TL	19%	5.204 MİLYON TL	84%	9.572 MİLYON TL
TESCİL GELİRİ	4.075.214 TL	19%	4.850.850 TL	82%	8.837.226 TL



	2021	
	Miktar(kg./lt/adet)	Tutar(TL)
BAKLİYAT VE MAMÜLLERİ	7.243.685	59.057.340
BİTKİSEL YAĞLAR	17.356	299.799
KOTASYON DIŞI ÜRÜNLER	876.055.358	2.583.499.924
HAM DERİLER VE BAĞIRSAKLAR	1.013.945	1.685.965
HAYVANSAL YAĞLAR	11.566	386.820
HUBUBAT .	220.425.788	491.363.417
HUBUBAT MAMÜLLERİ	3.475.465	8.460.412
KASAPLIK CANLI HAYVANLAR	82.384	304.759.034
KURU MEYVELER	27.072.163	362.287.059
KÜSPELER	660.430	1.124.630
MEYVE ÇEKİRDEKLERİ	229.617	837.315
ORMAN MAHSÜLLERİ	4.748.039	26.009.229
TEKSTİL HAMMADDELERİ	40.027.624	492.348.937
YAĞLI TOHUMLAR	76.372.946	871.974.684
TOPLAM	1.257.436.363	5.204.094.565

	2022	
	Miktar(kg./lt/adet)	Tutar(TL)
BAKLİYAT VE MAMÜLLERİ	6.398.221	134.492.196
BİTKİSEL YAĞLAR	4.250	151.990
KOTASYON DIŞI ÜRÜNLER	627.608.520	4.011.937.606
HAM DERİLER VE BAĞIRSAKLAR	409.250	5.766.015
HAYVANSAL YAĞLAR	2.675	161.706
HUBUBAT .	337.345.315	1.822.349.601
HUBUBAT MAMÜLLERİ	3.609.743	22.069.371
KASAPLIK CANLI HAYVANLAR	103.136	633.450.892
KURU MEYVELER	22.542.772	600.318.823
KÜSPELER	0	0
MEYVE ÇEKİRDEKLERİ	156.902	1.573.827
ORMAN MAHSÜLLERİ	3.573.335	40.650.289
TEKSTİL HAMMADDELERİ	42.423.740	873.616.218
YAĞLI TOHUMLAR	86.008.421	1.425.656.322
TOPLAM	1.130.186.280	9.572.194.856

2021 /2022 DEĞİŞİM

	Miktar(kg./lt/adet)	Tutar(TL)
BAKLİYAT VE MAMÜLLERİ	-845.464	75.434.857
BİTKİSEL YAĞLAR	-13.106	-147.810
KOTASYON DIŞI ÜRÜNLER	-248.446.838	1.428.437.682
HAM DERİLER VE BAĞIRSAKLAR	-604.695	4.080.050
HAYVANSAL YAĞLAR	-8.890	-225.114
HUBUBAT	116.919.527	1.330.986.185
HUBUBAT MAMÜLLERİ	134.278	13.608.959
KASAPLIK CANLI HAYVANLAR	20.752	328.691.858
KURU MEYVELER	-4.529.390	238.031.764
KÜSPELER	-660.430	-1.124.630
MEYVE ÇEKİRDEKLERİ	-72.715	736.512
ORMAN MAHSÜLLERİ	-1.174.703	14.641.060
TEKSTİL HAMMADDELERİ	2.396.117	381.267.281
YAĞLI TOHUMLAR	9.635.475	553.681.638
TOPLAM	-127.250.083	4.368.100.291

1 OCAK – 30 KASIM 22 % DEĞİŞİM

	Miktar(kg./lt/adet)	Tutar(TL)
BAKLİYAT VE MAMÜLLERİ	-12%	128%
BİTKİSEL YAĞLAR	-76%	-49%
KOTASYON DIŞI ÜRÜNLER	-28%	55%
HAM DERİLER VE BAĞIRSAKLAR	-60%	242%
HAYVANSAL YAĞLAR	-77%	-58%
HUBUBAT .	53%	271%
HUBUBAT MAMÜLLERİ	4%	161%
KASAPLIK CANLI HAYVANLAR	25%	108%
KURU MEYVELER	-17%	66%
KÜSPELER	-100%	-100%
MEYVE ÇEKİRDEKLERİ	-32%	88%
ORMAN MAHSÜLLERİ	-25%	56%
TEKSTİL HAMMADDELERİ	6%	77%
YAĞLI TOHUMLAR	13%	63%
TOPLAM	-10%	84%

ARPA

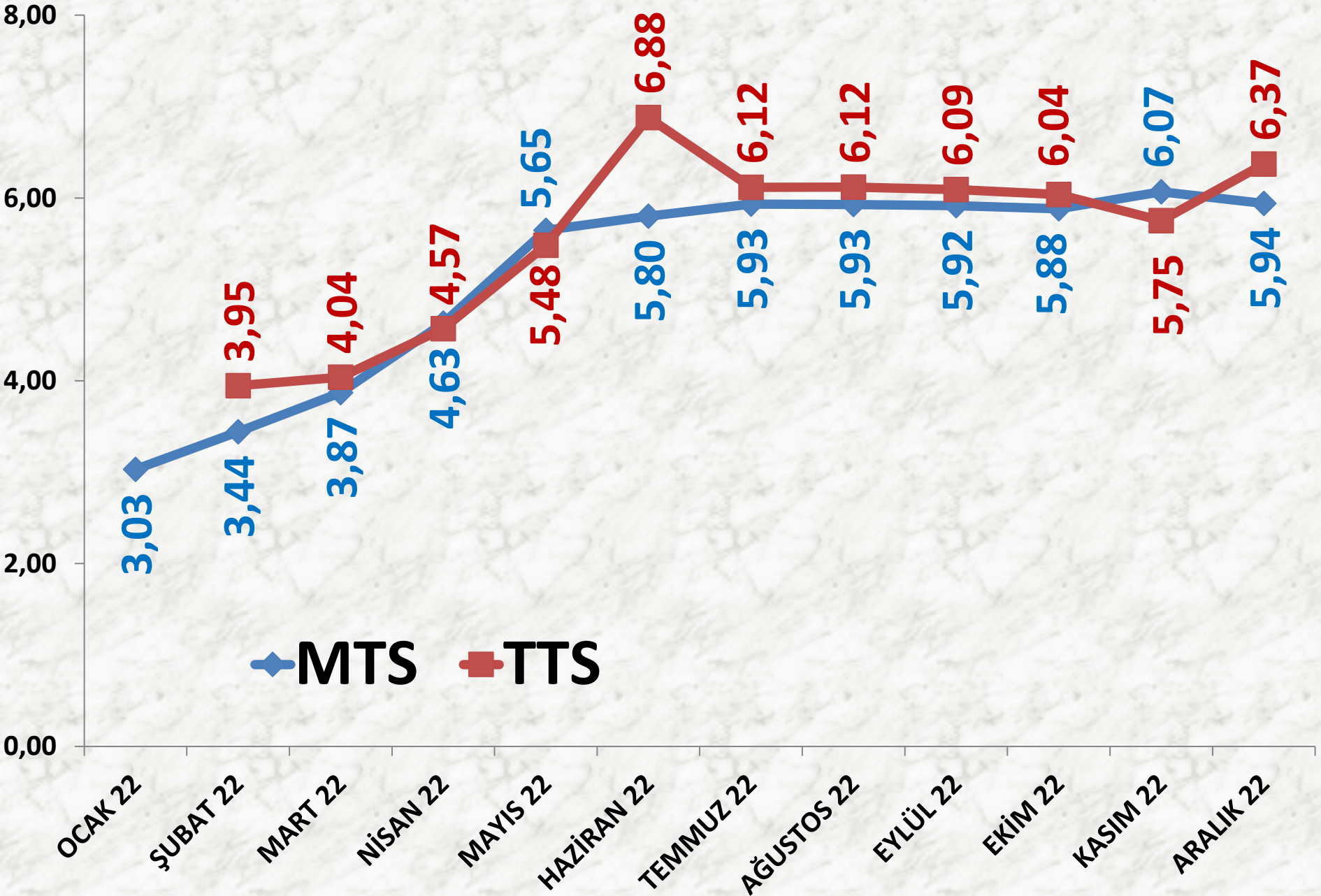
İŞLEM HACMİ (TON)	2020 ARALIK	2021 ARALIK		2022 ARALIK	
MTS	1.530 TON	-68%	490 TON	93%	946 TON
TTS	702 TON	74%	1.224 TON	-40%	740 TON

EN AZ FİYAT	2020 ARALIK	2021 ARALIK		2022 ARALIK	
MTS	1,10 TL	118%	2,40 TL	108%	5,00 TL
TTS	1,60 TL	93%	3,08 TL	99%	6,12 TL

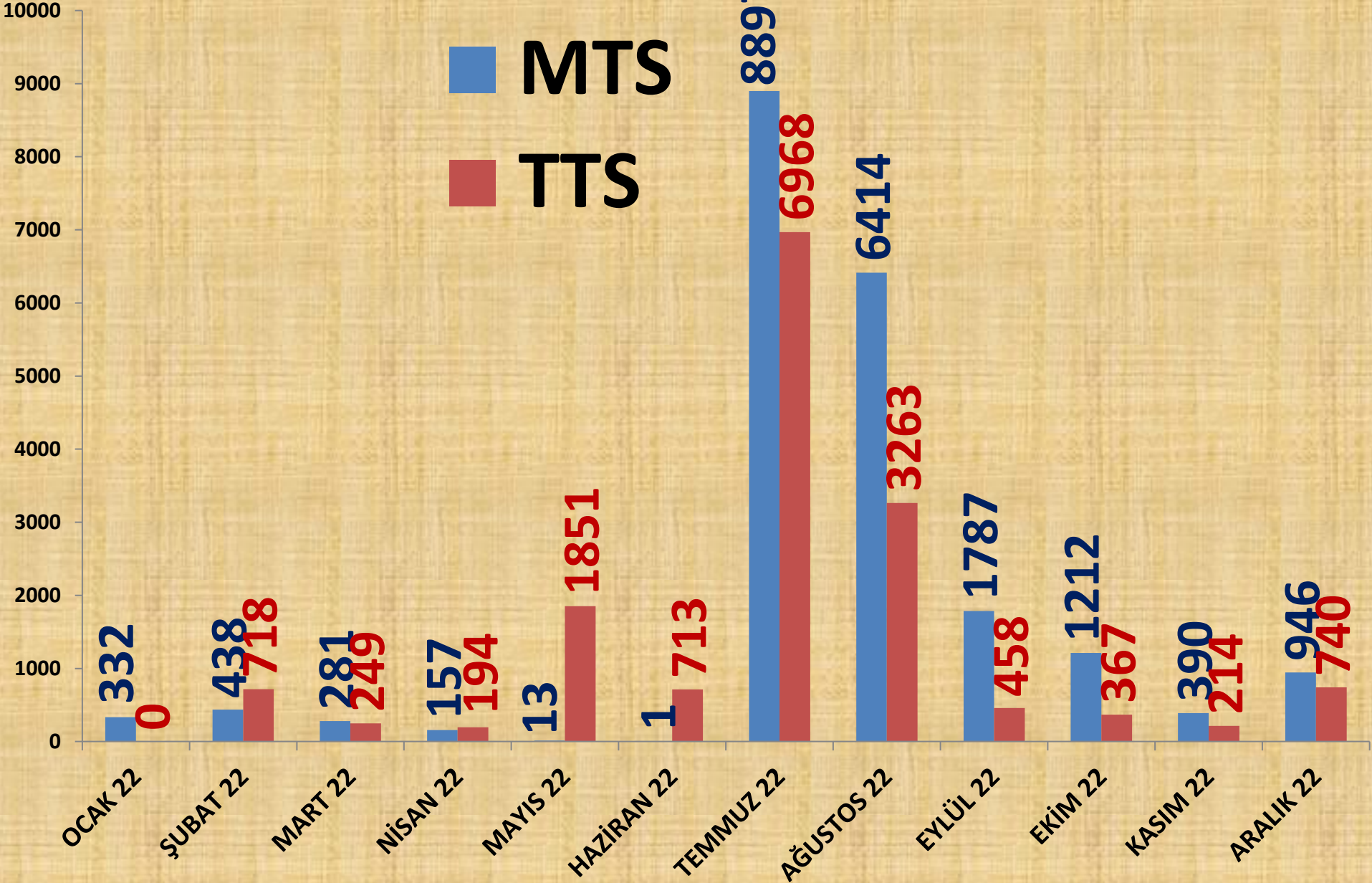
EN ÇOK FİYAT	2020 ARALIK	2021 ARALIK		2022 ARALIK	
MTS	1,76 TL	215%	5,54 TL	19%	6,60 TL
TTS	2,00 TL	75%	3,50 TL	89%	6,60 TL

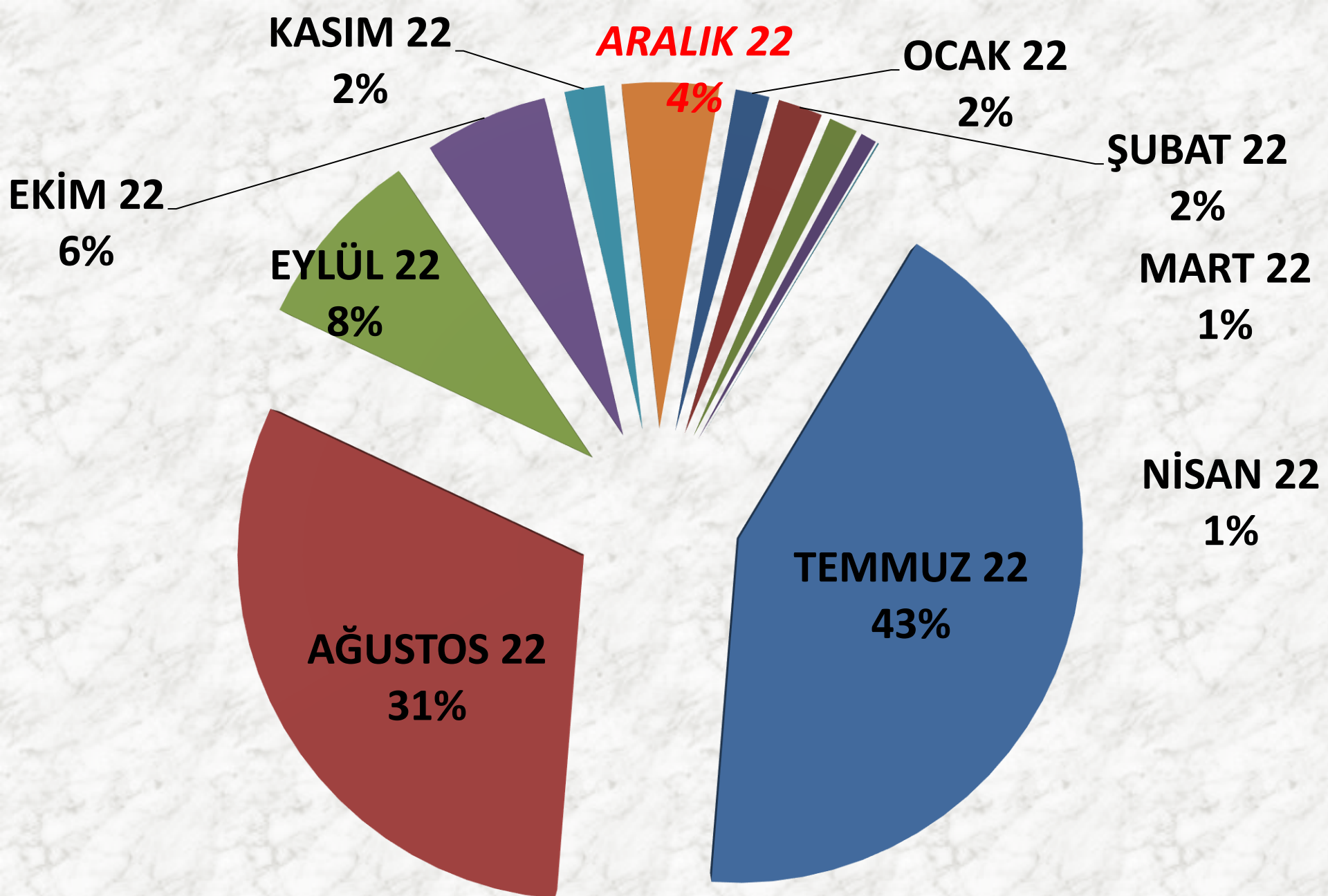
ORT. FİYAT	2020 ARALIK	2021 ARALIK		2022 ARALIK	
MTS	1,49 TL	104%	3,04 TL	96%	5,94 TL
TTS	1,80 TL	72%	3,10 TL	105%	6,37 TL

AYLIK ARPA FİYAT TRENDİ (TL)



AYLIK ARPA İŞLEM MİKTARI (TON)



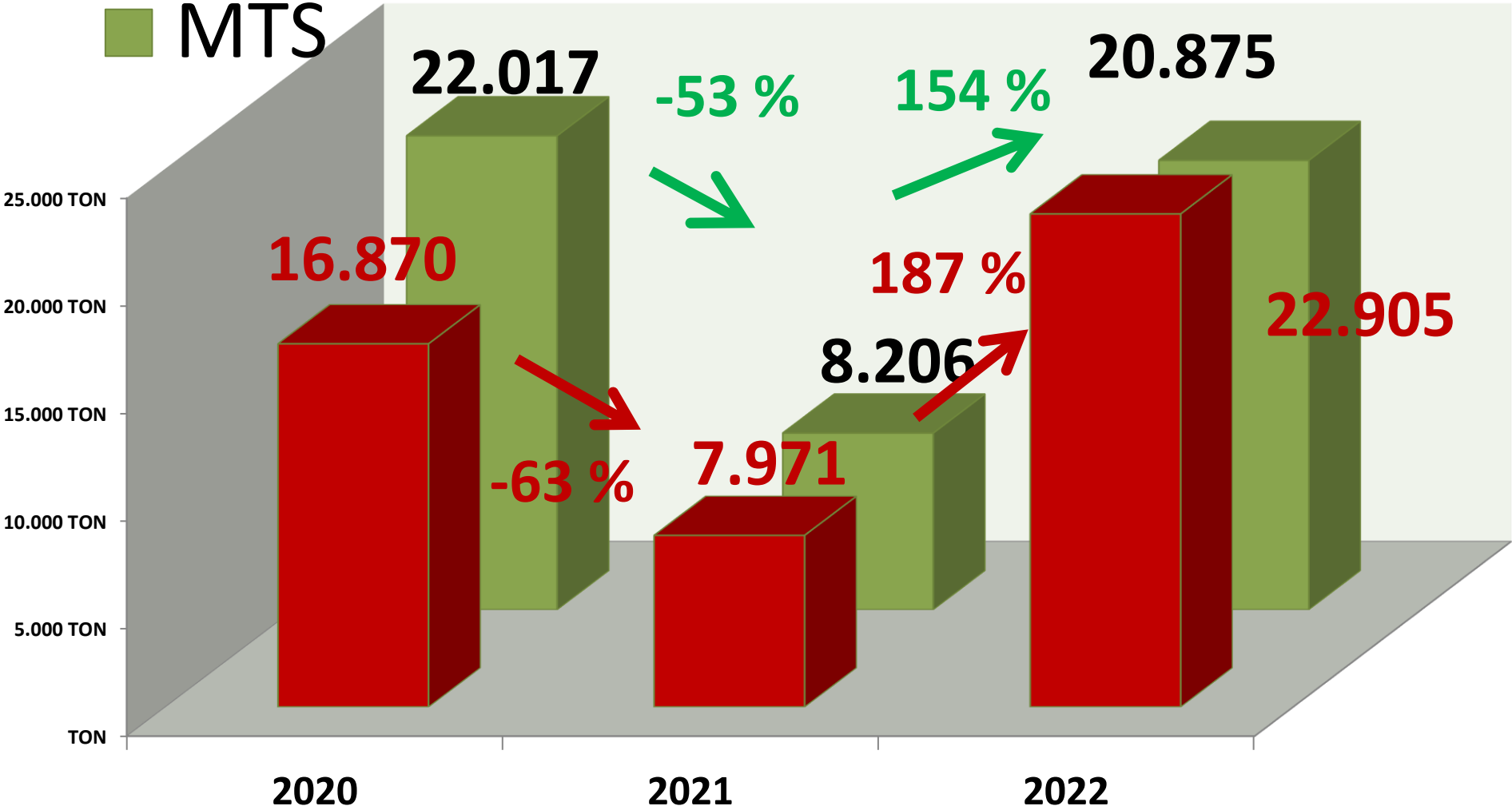


AYLIK ARPA MTS İŞLEM MİKTARI ORANLARI

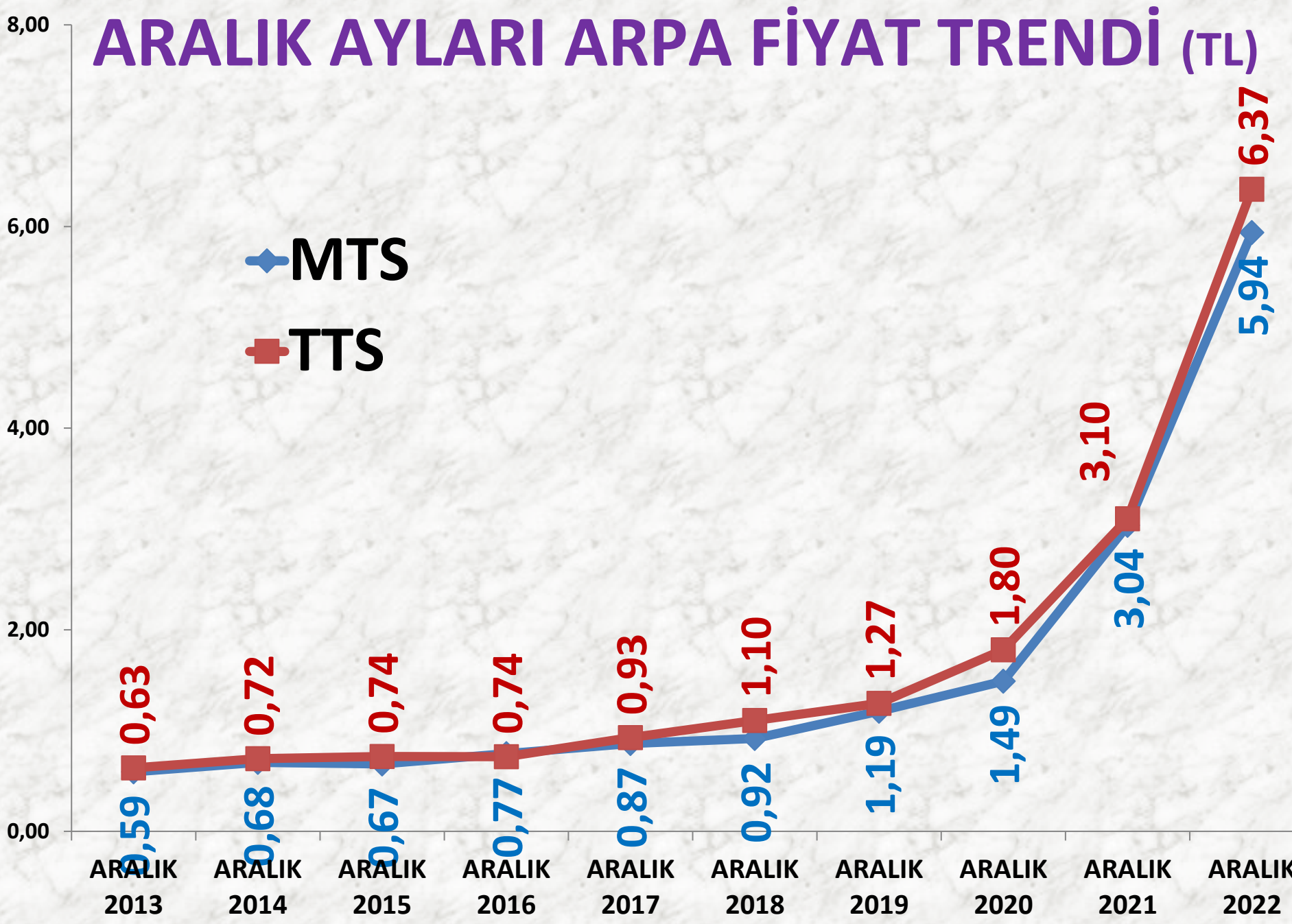
YILLIK ARPA İŞLEM MİKTARI (TON)

TTS

MTS



ARALIK AYLARI ARPA FİYAT TRENDİ (TL)



BUĞDAY

İŞLEM MİKTARI (TON)	2020 ARALIK	2021 ARALIK		2022 ARALIK	
MTS	2.420 TON	-56%	1.058 TON	10%	1.164 TON
TTS	504 TON	963%	5.358 TON	-33%	3.573 TON

EN AZ FİYAT	2020 ARALIK	2021 ARALIK		2022 ARALIK	
MTS	1,30 TL	69%	2,20 TL	152%	5,54 TL
TTS	1,55 TL	65%	2,56 TL	170%	6,90 TL

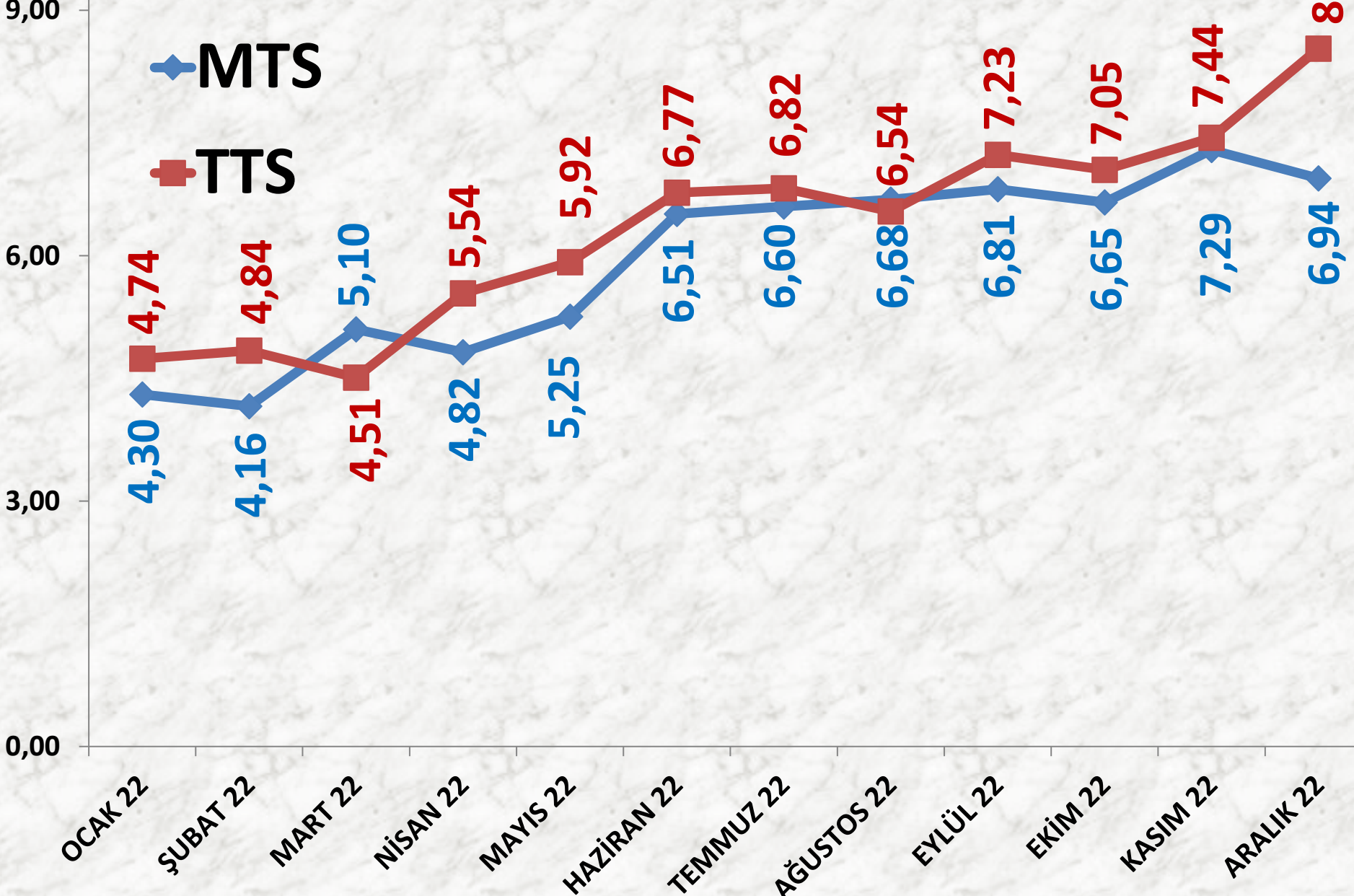
EN ÇOK FİYAT	2020 ARALIK	2021 ARALIK		2022 ARALIK	
MTS	2,40 TL	108%	5,00 TL	66%	8,30 TL
TTS	2,50 TL	110%	5,25 TL	58%	8,30 TL

ORT. FİYAT	2020 ARALIK	2021 ARALIK		2022 ARALIK	
MTS	1,82 TL	85%	3,36 TL	106%	6,94 TL
TTS	2,15 TL	53%	3,28 TL	160%	8,53 TL

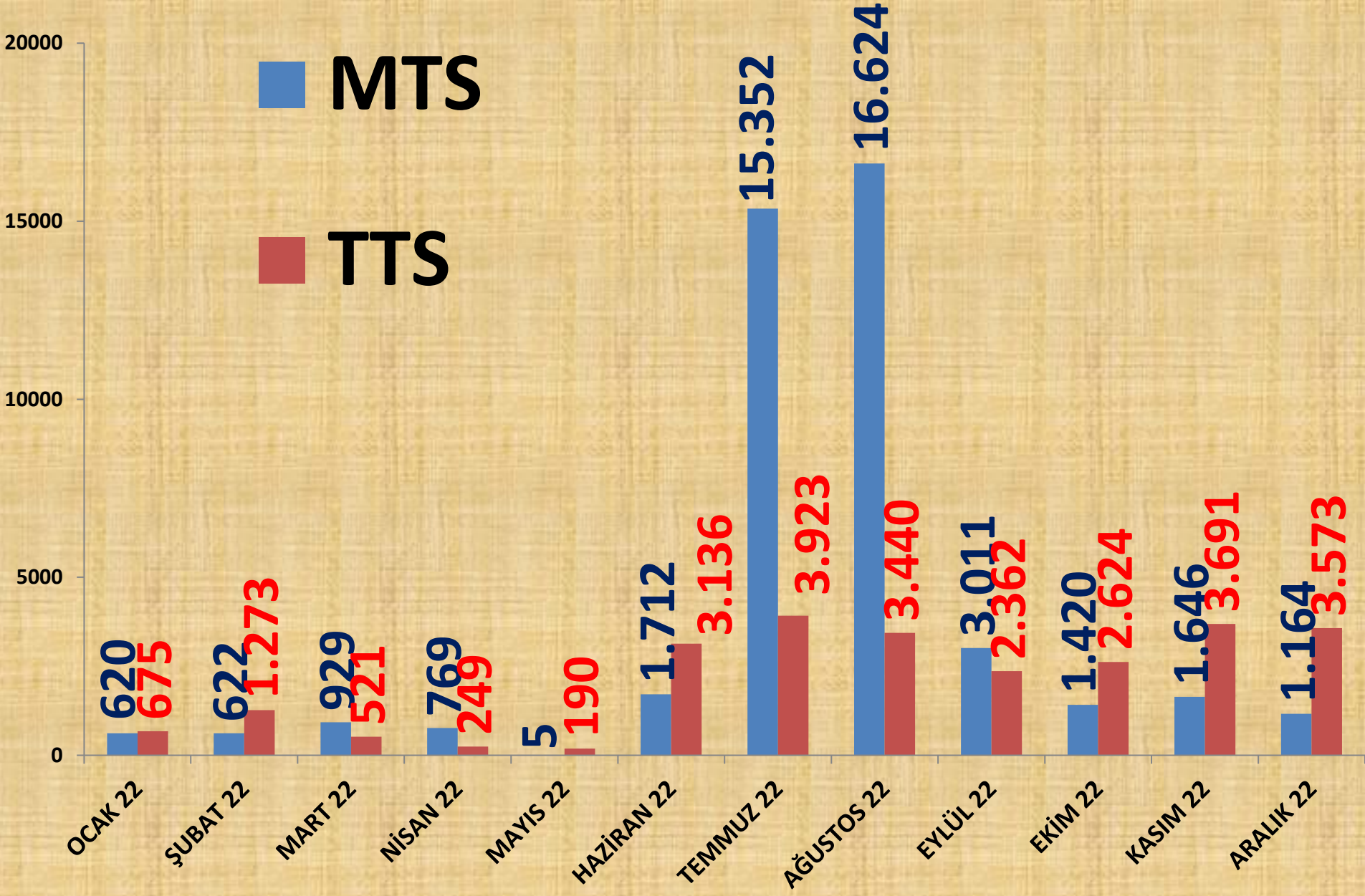
AYLIK BUĞDAY FİYAT TRENDİ (TL)

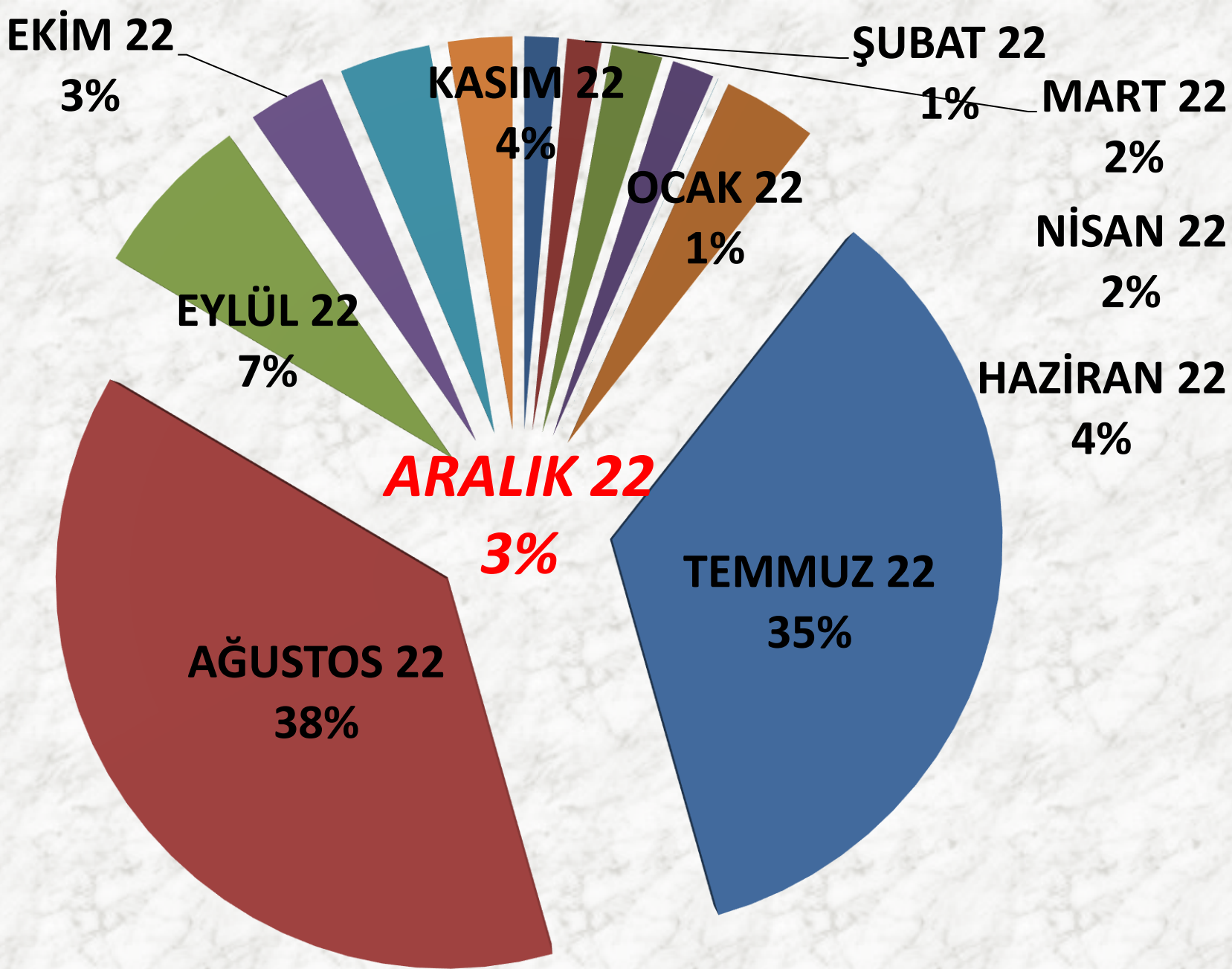
◆ MTS

■ TTS



AYLIK BUĞDAY İŞLEM MİKTARI (TON)



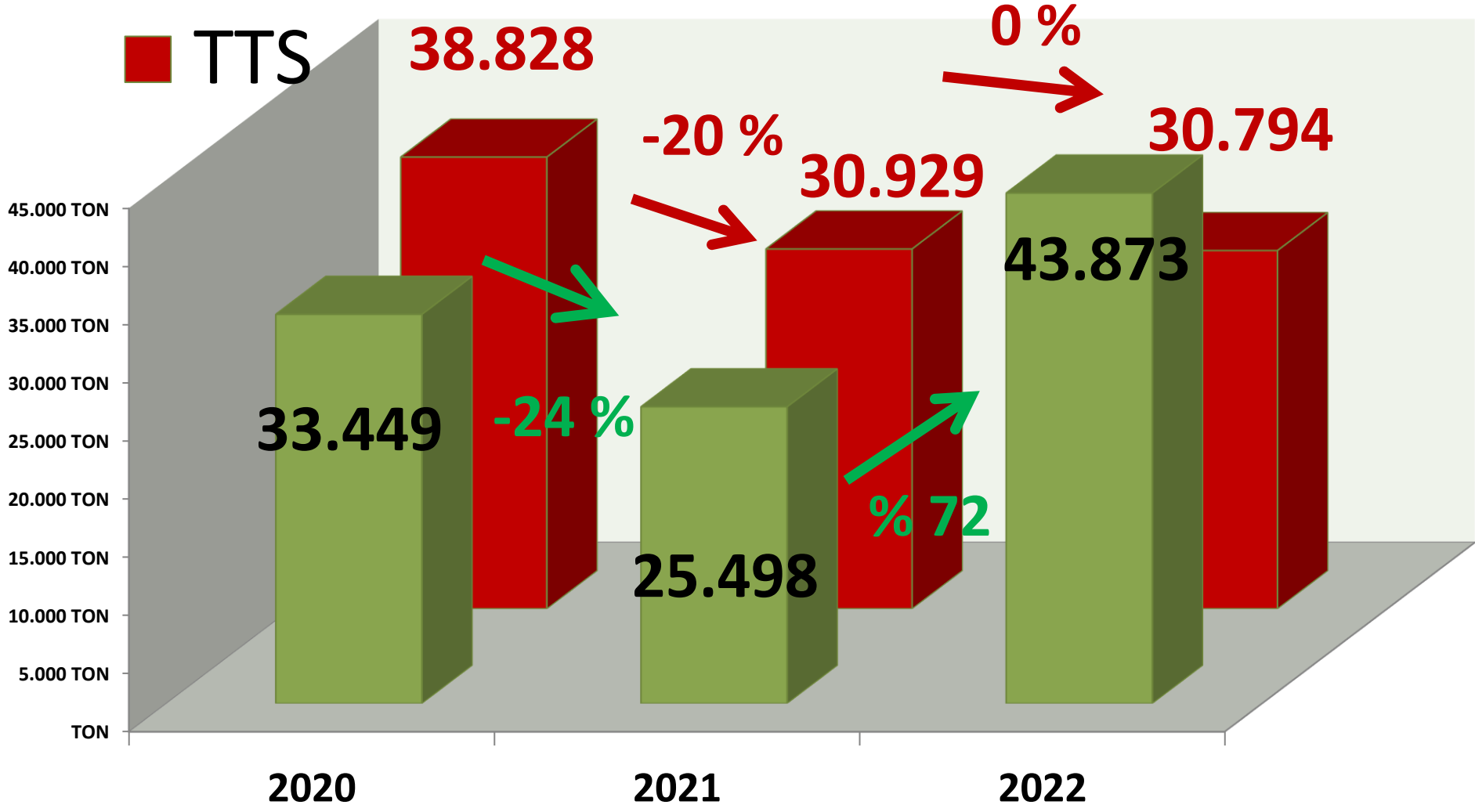


AYLIK BUĞDAY MTS İŞLEM MİKTARI ORANLARI

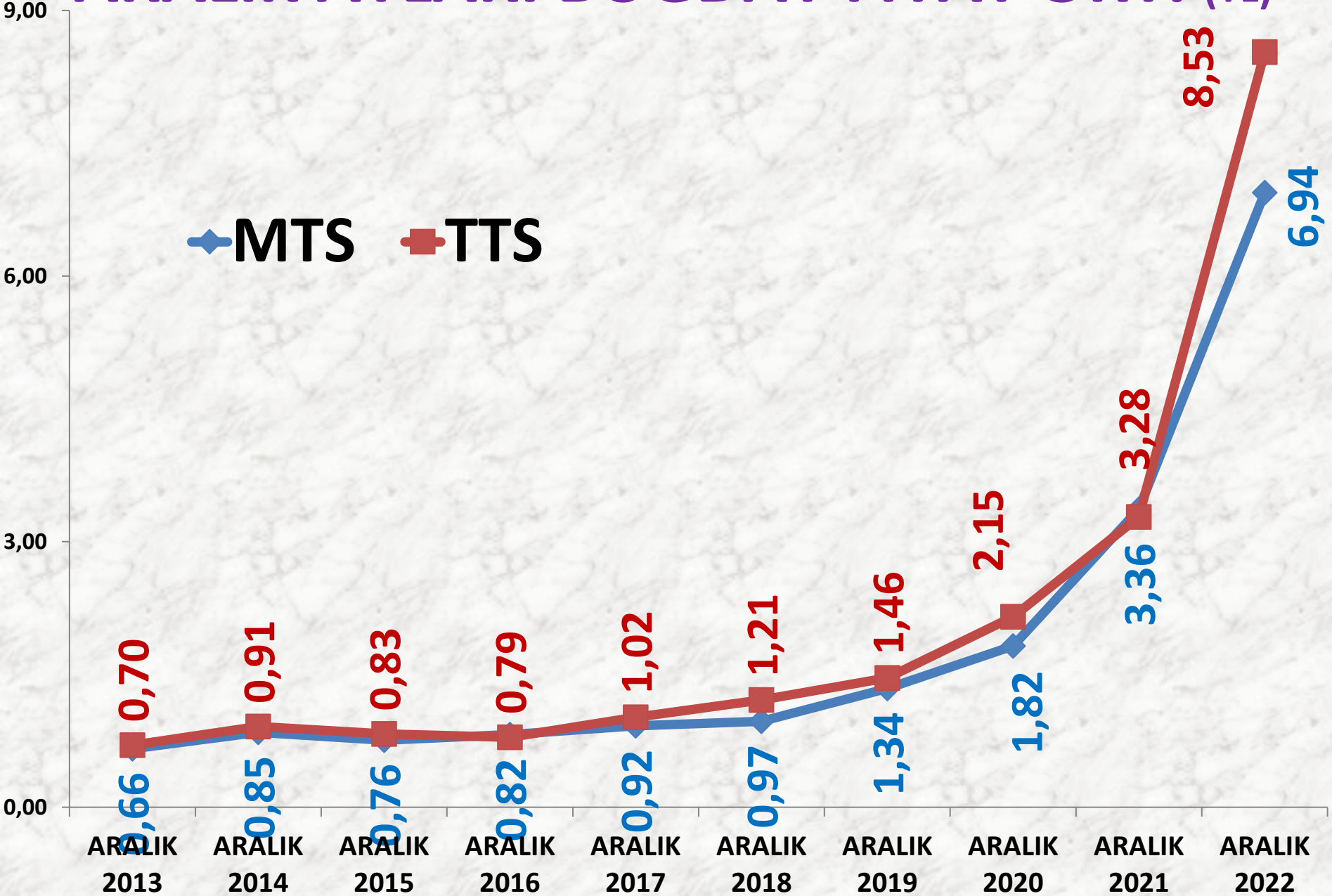
YILLIK BUĞDAY İŞLEM MİKTARI (TON)

■ MTS

■ TTS



ARALIK AYLARI BUĞDAY FİYAT ORT. (TL)



MISIR DANE

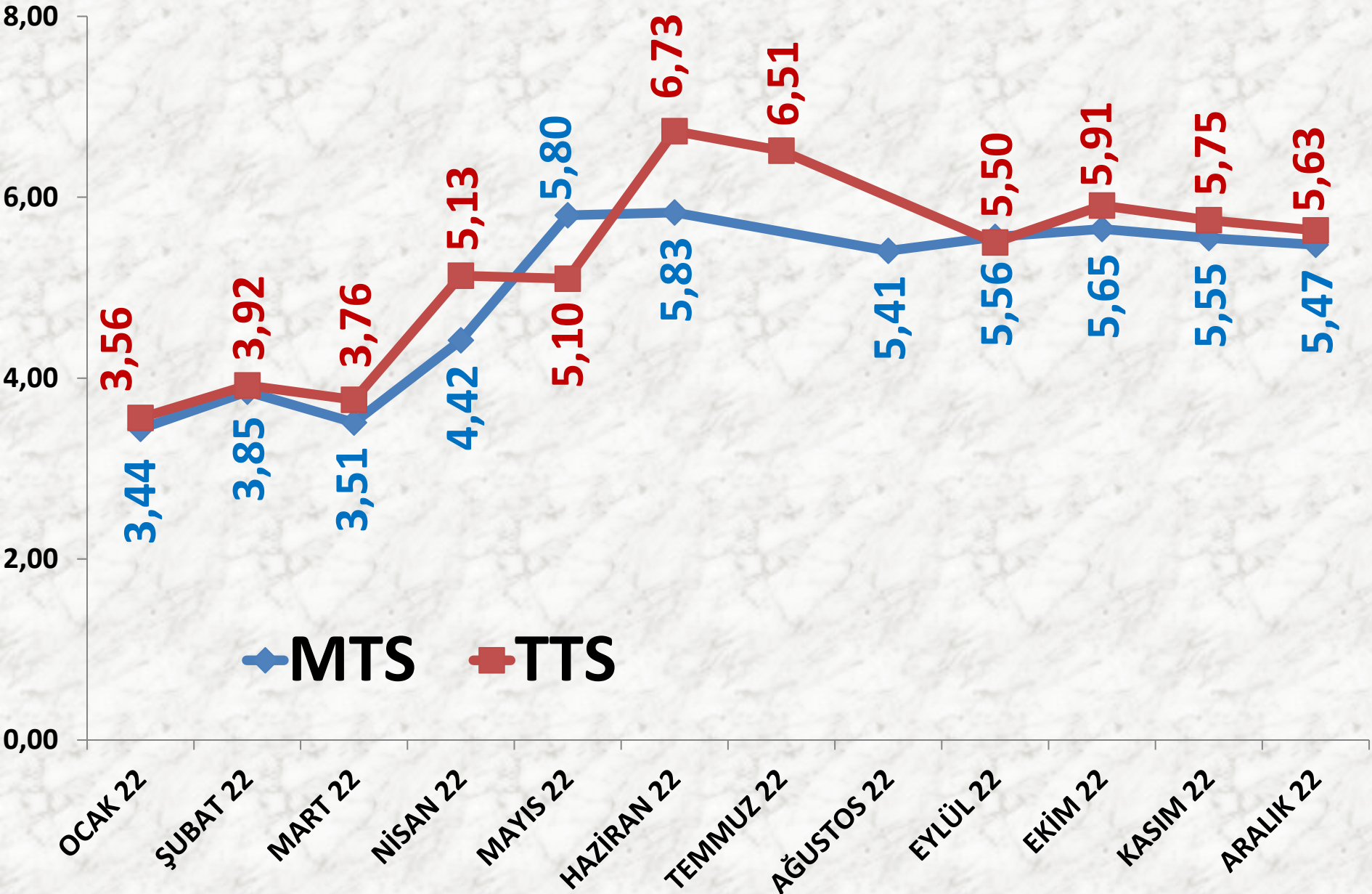
İŞLEM MİKTARI (TON)	2020 ARALIK	2021 ARALIK		2022 ARALIK	
MTS	13.634 TON	36%	18.478 TON	91%	35.213 TON
TTS	7.788 TON	62%	12.655 TON	104%	25.840 TON

EN AZ FİYAT	2020 ARALIK	2021 ARALIK		2022 ARALIK	
MTS	1,25 TL	60%	2,00 TL	144%	4,88 TL
TTS	1,45 TL	52%	2,20 TL	105%	4,50 TL

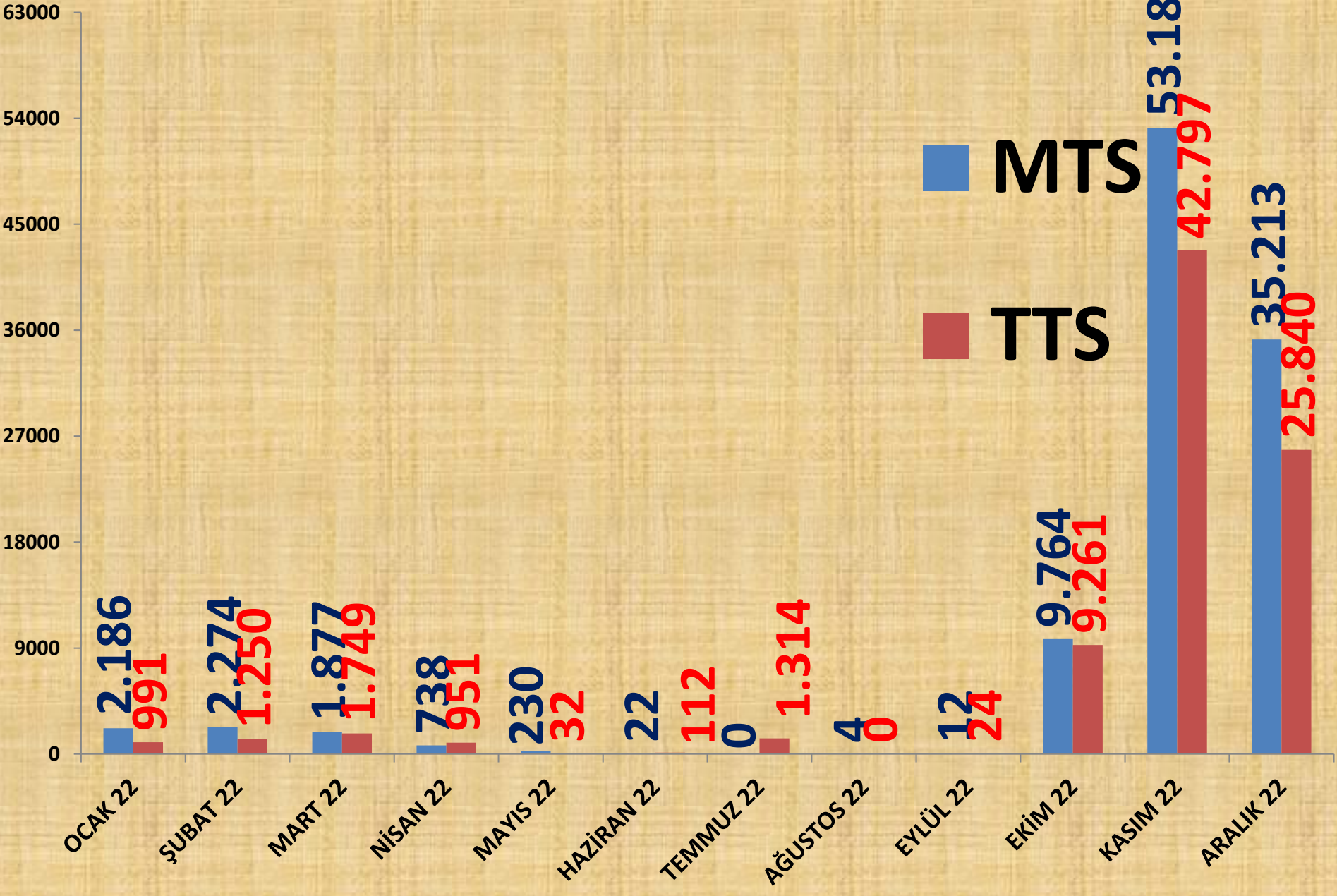
EN ÇOK FİYAT	2020 ARALIK	2021 ARALIK		2022 ARALIK	
MTS	2,16 TL	85%	3,99 TL	75%	7,00 TL
TTS	2,00 TL	110%	4,20 TL	76%	7,41 TL

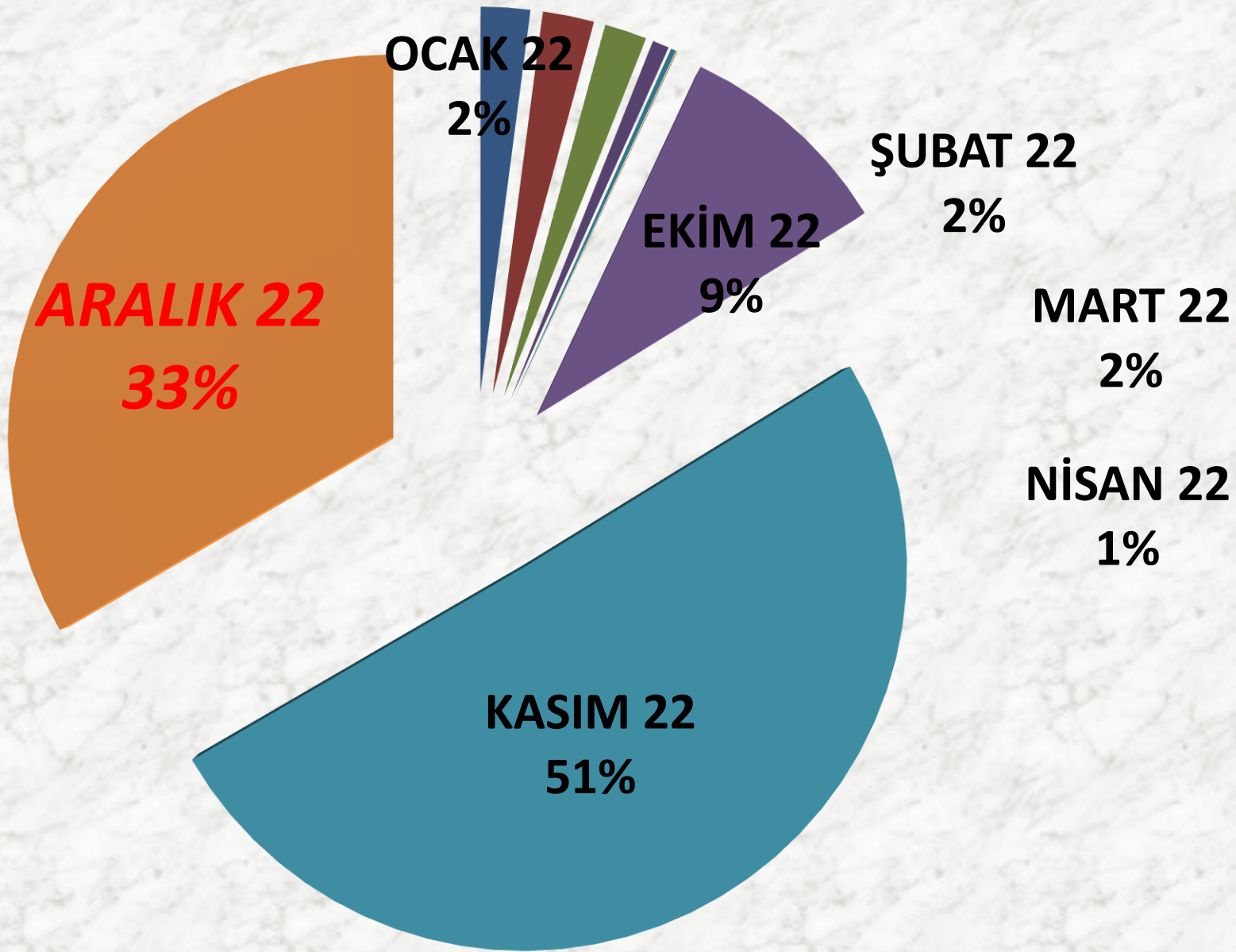
ORT. FİYAT	2020 ARALIK	2021 ARALIK		2022 ARALIK	
MTS	1,73 TL	71%	2,96 TL	85%	5,47 TL
TTS	1,85 TL	59%	2,95 TL	91%	5,63 TL

AYLIK MISIR DANE FİYAT TRENDİ (TL)



AYLIK MISIR DANE İŞLEM MİKTARI (TON)



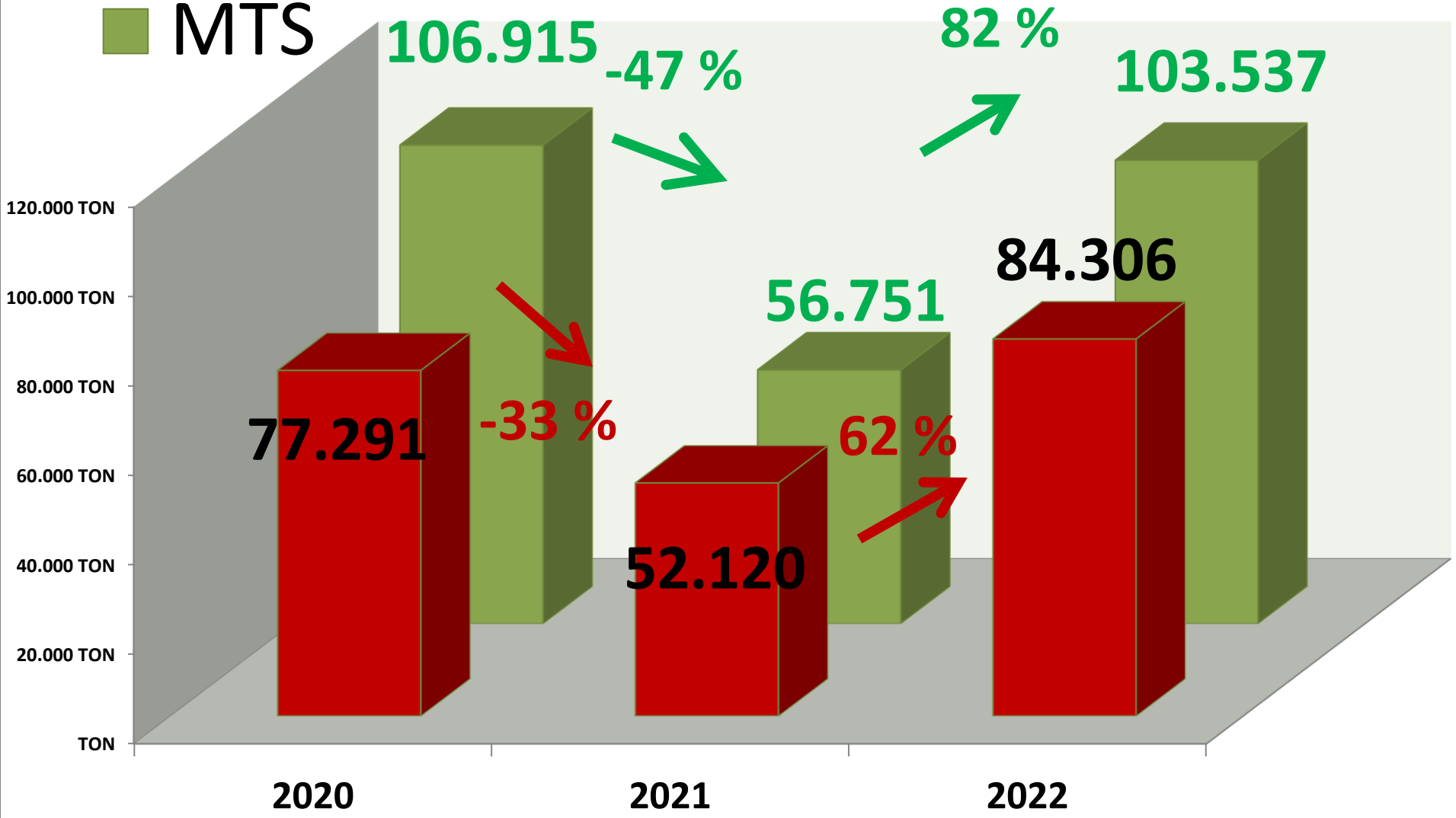


MISIR DANE MTS İŞLEM MİKTARI ORANLARI

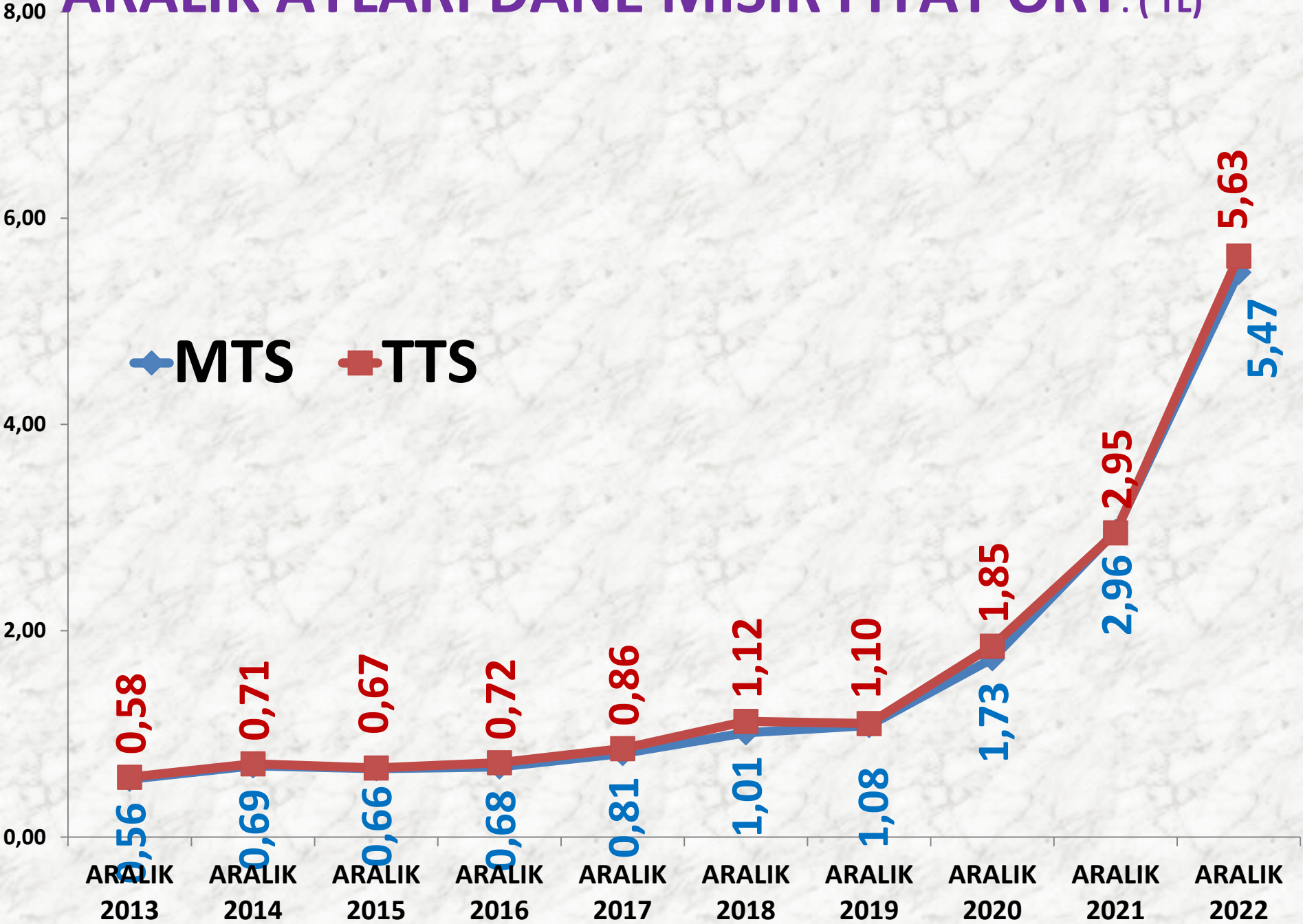
TTS YILLIK MISIR DANE İŞLEM MİKTARI (TON)

■ TTS

■ MTS



ARALIK AYLARI DANE MISIR FİYAT ORT. (TL)



NOHUT

İŞLEM HACMİ (TON)	2020 ARALIK	2021 ARALIK		2022 ARALIK	
MTS	687 TON	-36%	438 TON	58%	692 TON
TTS	459 TON	-35%	299 TON	-78%	67 TON

EN AZ FİYAT	2020 ARALIK	2021 ARALIK		2022 ARALIK	
MTS	3,00 TL	171%	8,13 TL	158%	21,00 TL
TTS	2,80 TL	186%	8,00 TL	158%	20,65 TL

EN ÇOK FİYAT	2020 ARALIK	2021 ARALIK		2022 ARALIK	
MTS	12,08 TL	52%	18,38 TL	101%	37,00 TL
TTS	10,00 TL	65%	16,50 TL	27%	21,00 TL

ORT. FİYAT	2020 ARALIK	2021 ARALIK		2022 ARALIK	
MTS	7,64 TL	94%	14,84 TL	99%	29,49 TL
TTS	5,87 TL	87%	10,95 TL	92%	20,97 TL

NOHUT DOĞAL

İŞLEM HACMİ (TON)	2020 ARALIK	2021 ARALIK		2022 ARALIK	
MTS	160 TON	0%	161 TON	136%	380 TON
TTS	170 TON	38%	235 TON	-86%	32 TON

EN AZ FİYAT	2020 ARALIK	2021 ARALIK		2022 ARALIK	
MTS	3,00 TL	171%	8,13 TL	158%	21,00 TL
TTS	2,80 TL	186%	8,00 TL	158%	20,65 TL

EN ÇOK FİYAT	2020 ARALIK	2021 ARALIK		2022 ARALIK	
MTS	5,00 TL	168%	13,38 TL	124%	30,00 TL
TTS	5,00 TL	120%	11,00 TL	90%	20,91 TL

ORT. FİYAT	2020 ARALIK	2021 ARALIK		2022 ARALIK	
MTS	4,24 TL	154%	10,78 TL	153%	27,24 TL
TTS	3,92 TL	162%	10,28 TL	104%	20,97 TL

NOHUT - ELENMİŞ

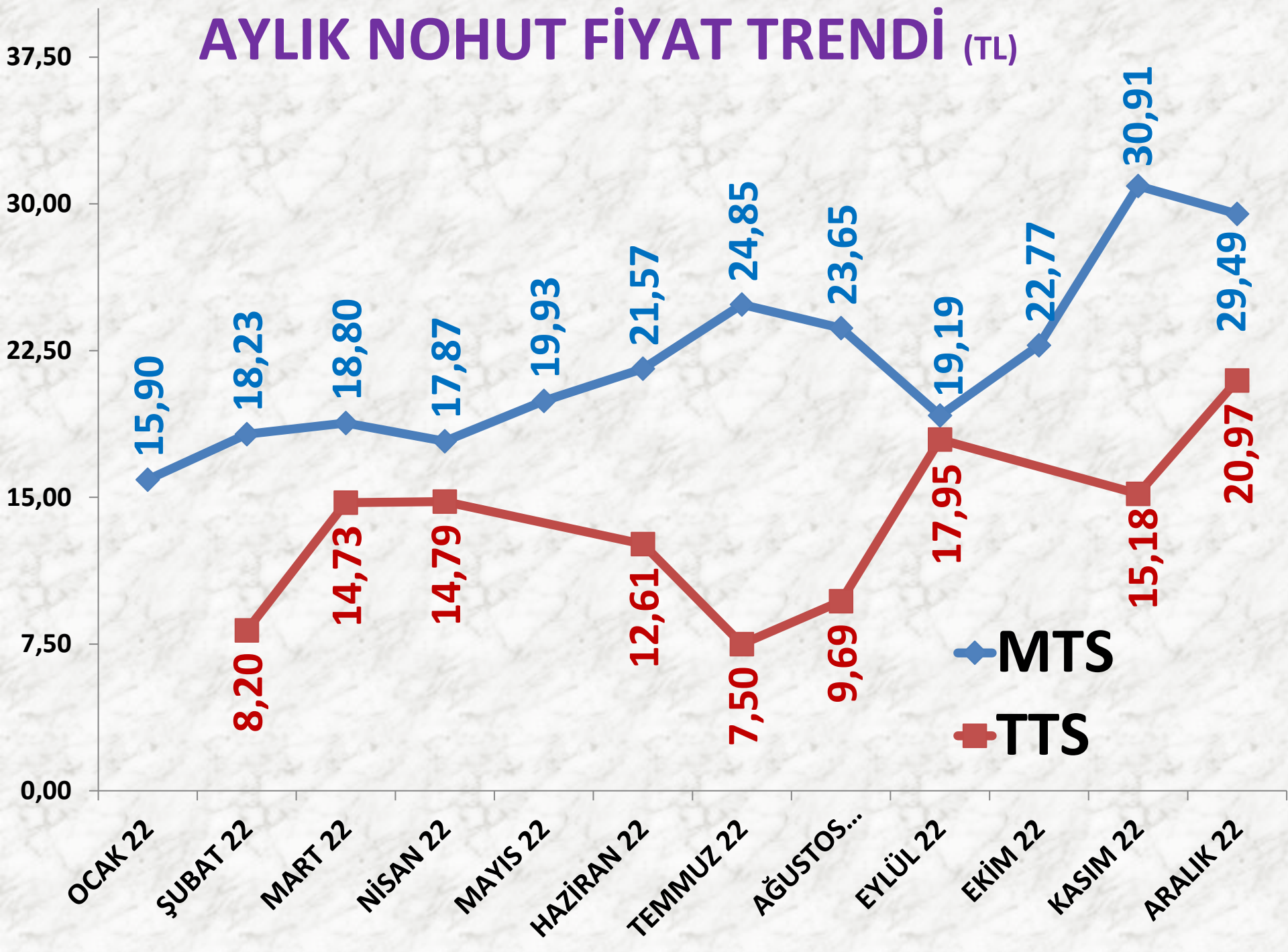
İŞLEM HACMİ (TON)	2020 ARALIK	2021 ARALIK		2022 ARALIK	
MTS	527 TON	-47%	277 TON	2%	283 TON
TTS	289 TON	-83%	48 TON	-100%	0

EN AZ FİYAT	2020 ARALIK	2021 ARALIK		2022 ARALIK	
MTS	5,00 TL	200%	15,00 TL	113%	32,00 TL
TTS	5,50 TL	184%	15,60 TL	-	-

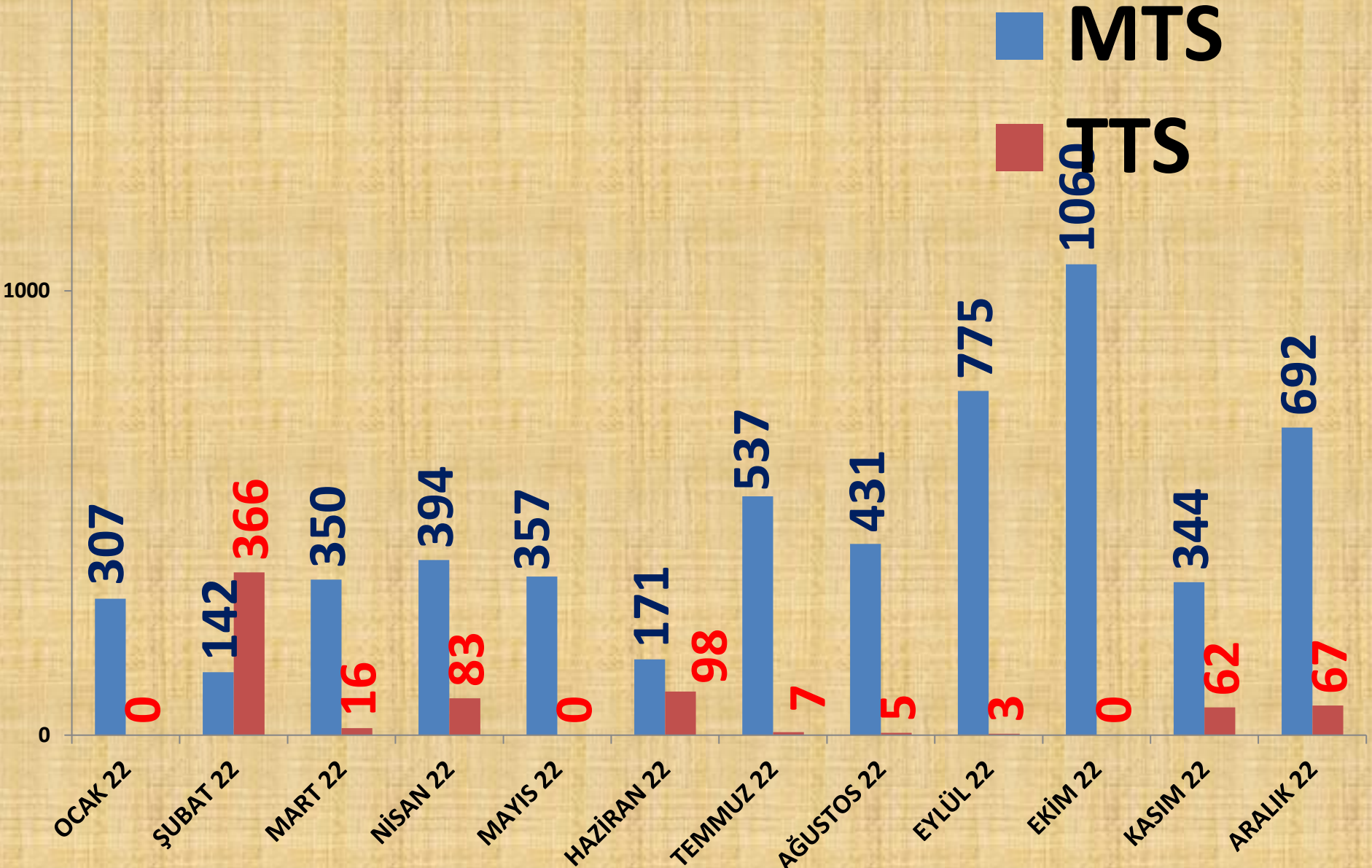
EN ÇOK FİYAT	2020 ARALIK	2021 ARALIK		2022 ARALIK	
MTS	12,08 TL	52%	18,37 TL	101%	37,00 TL
TTS	10,00 TL	65%	16,50 TL	-	-

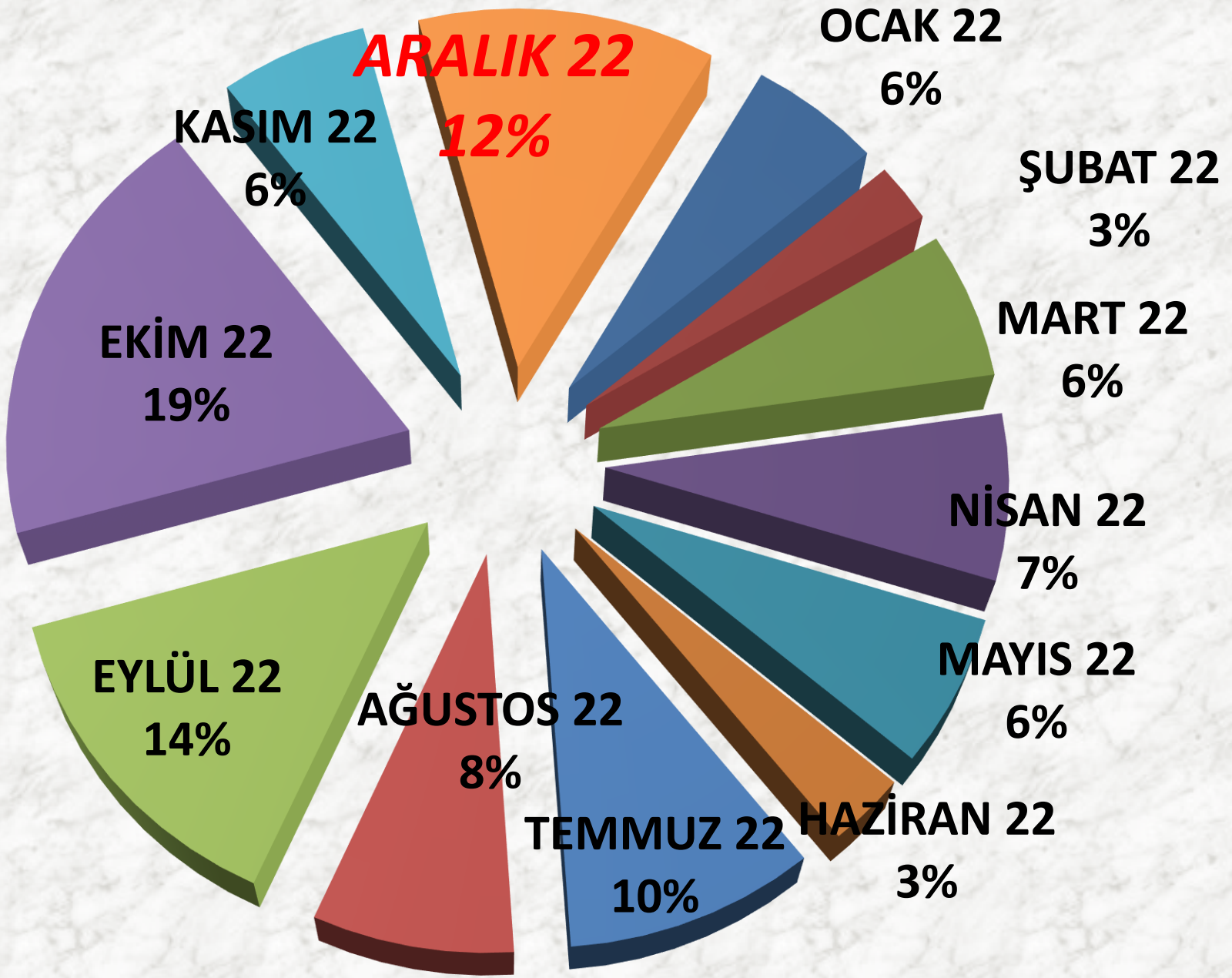
ORT. FİYAT	2020 ARALIK	2021 ARALIK		2022 ARALIK	
MTS	8,67 TL	98%	17,21 TL	97%	33,97 TL
TTS	7,01 TL	129%	16,08 TL	-	-

AYLIK NOHUT FİYAT TRENDİ (TL)



AYLIK NOHUT İŞLEM MİKTARI (TON)



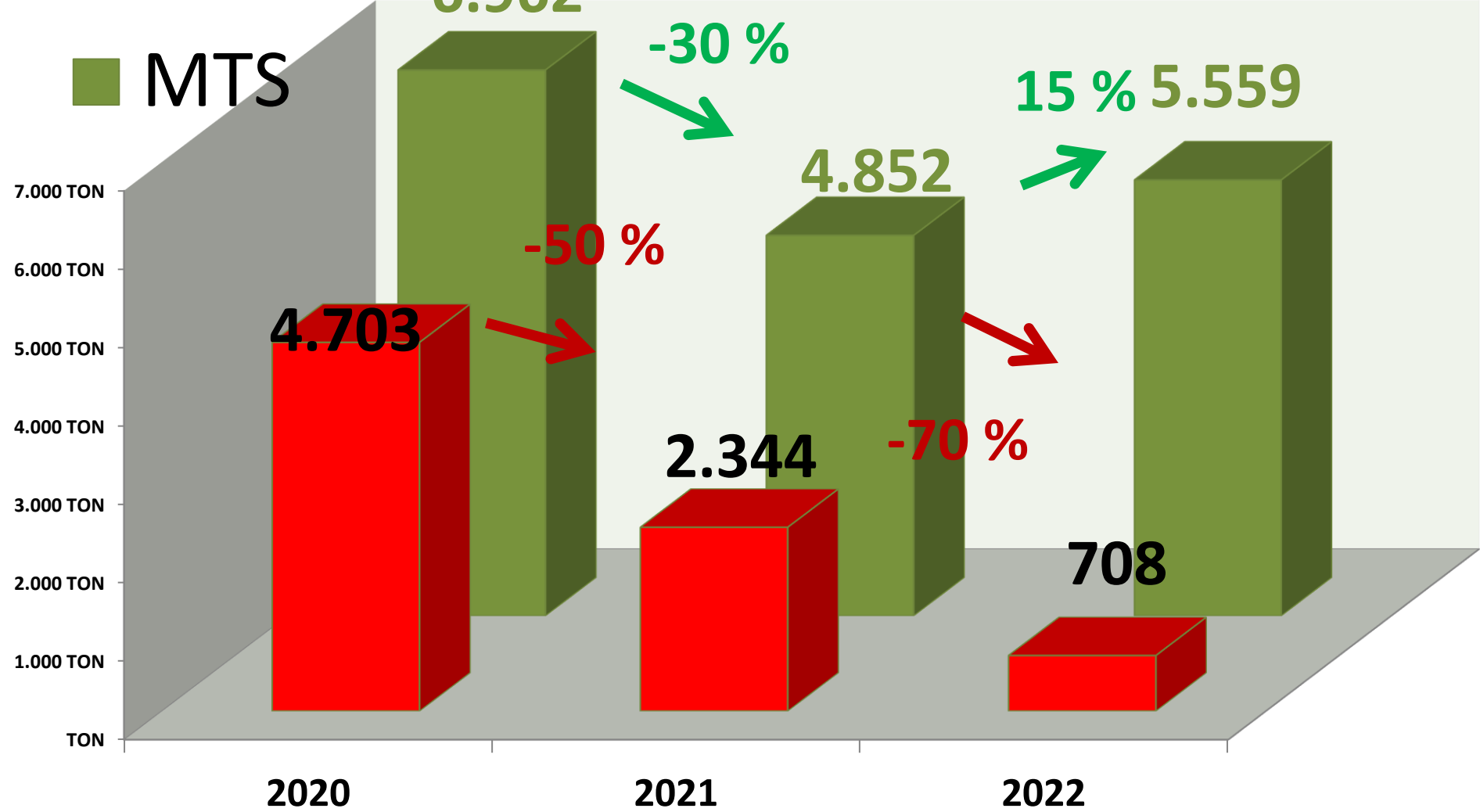


AYLIK NOHUT MTS İŞLEM MİKTARI ORANLARI

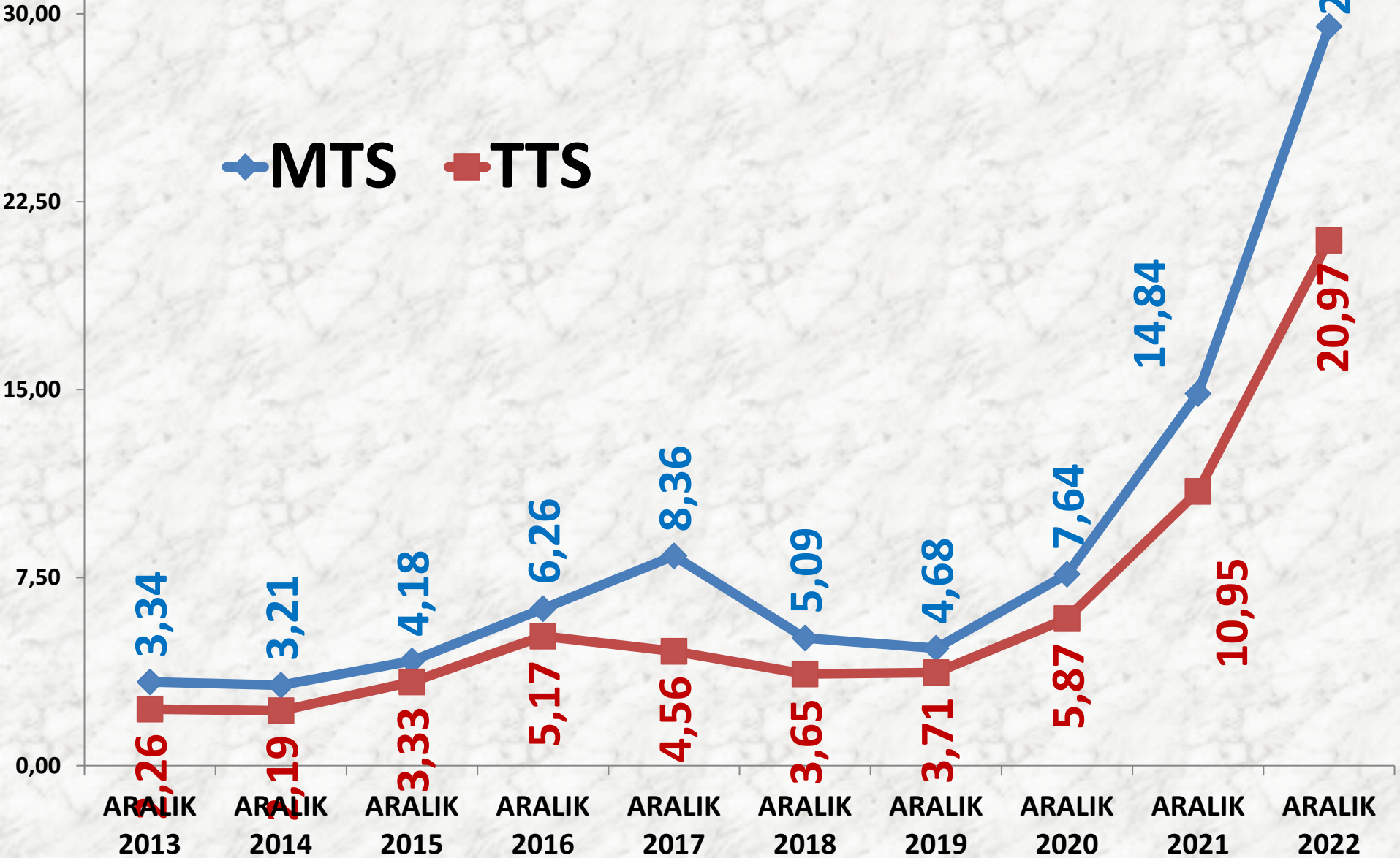
YILLIK TOPLAM NOHUT İŞLEM MİKTARI (TON)

■ TTS

■ MTS



ARALIK AYLARI NOHUT FİYAT ORT. (TL)



BEYAZ LEBLEBİ

LEBLEBİ BEYAZ 8,50 mm

İŞLEM MİKTARI(TON)	2020 ARALIK		2021 ARALIK		2022 ARALIK	
	TTS	12 TON	-4%	12 TON	-100%	0

LEBLEBİ BEYAZ 9 mm

İŞLEM MİKTARI (TON)	2020 ARALIK		2021 ARALIK		2022 ARALIK	
	TTS	198 TON	-76%	48 TON	145%	118 TON

BEYAZ LEBLEBİ

LEBLEBİ BEYAZ 9+ 9,50 mm

İŞLEM MİKTARI (TON)	2020 ARALIK	2021 ARALIK		2022 ARALIK	
TTS	119 TON	-37%	75 TON	-82%	14 TON

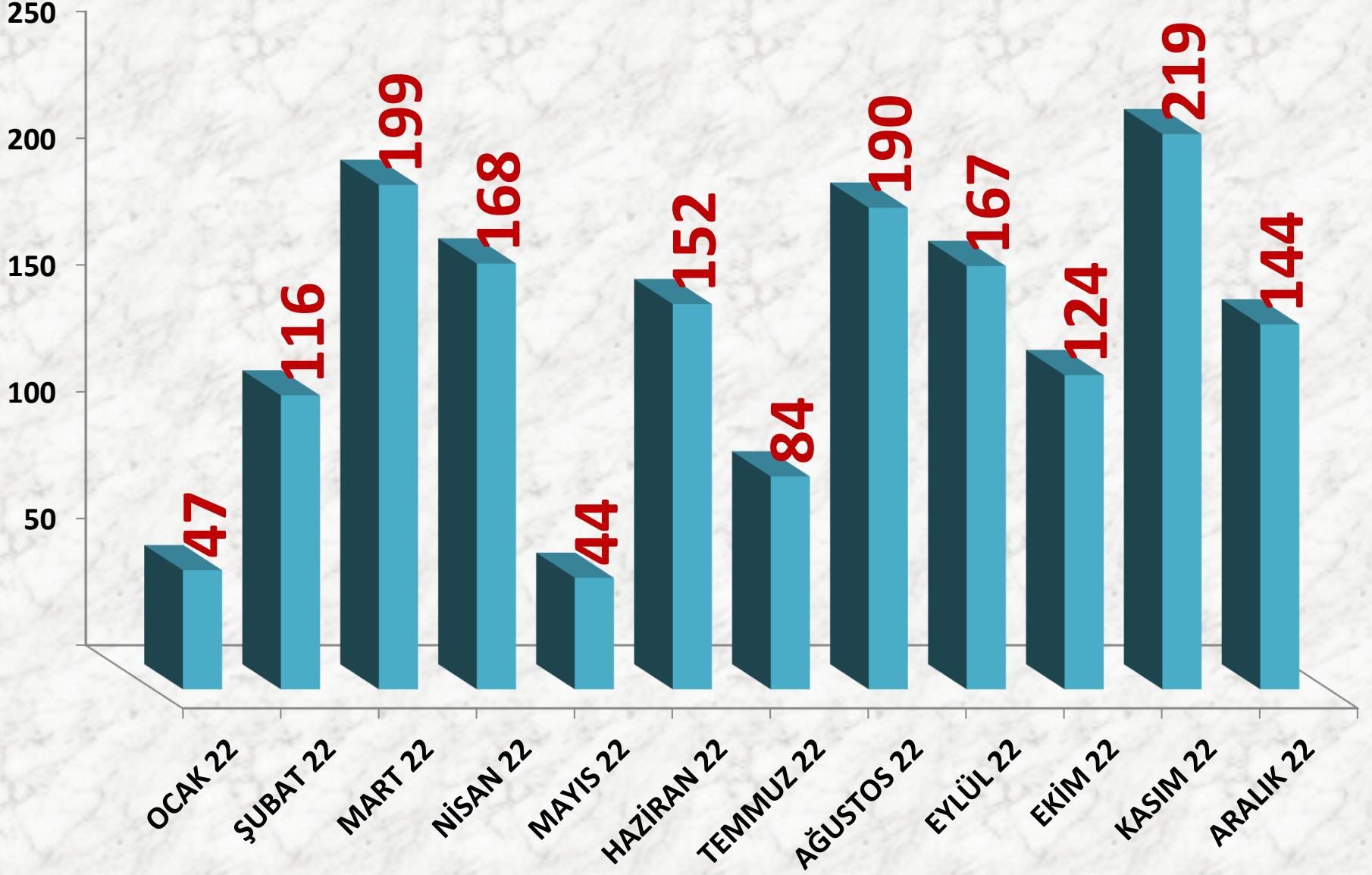
LEBLEBİ BEYAZ Elenti

İŞLEM MİKTARI (TON)	2020 ARALIK	2021 ARALIK		2022 ARALIK	
TTS	0		5 TON	154%	12 TON

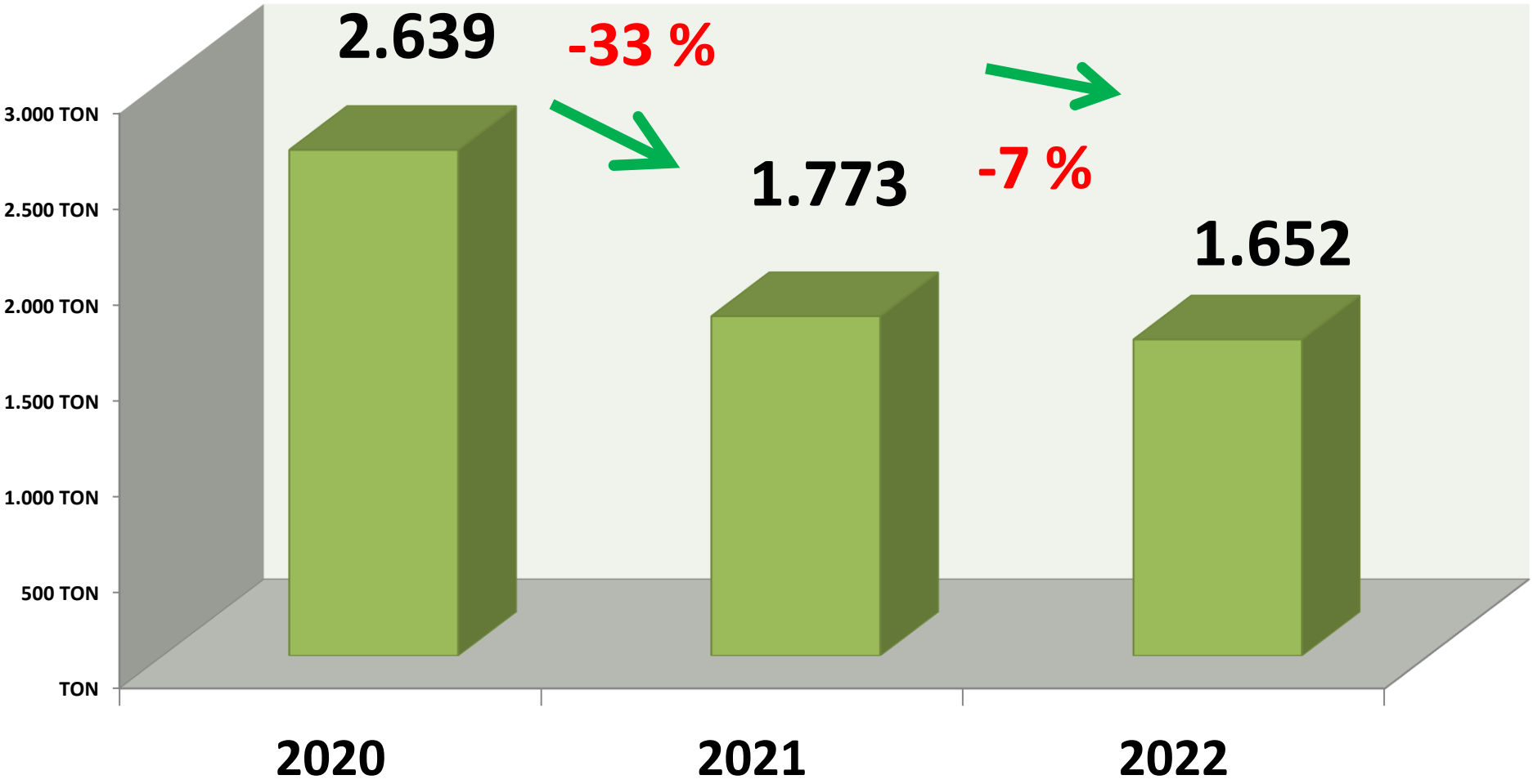
LEBLEBİ BEYAZ TOPLAM

<u>İŞLEM MİKTARI</u> <u>(TON)</u>	<u>2020 ARALIK</u>	<u>2021 ARALIK</u>		<u>2022 ARALIK</u>	
<u>TTS</u>	<u>329 TON</u>	-58%	<u>140 TON</u>	3%	<u>144 TON</u>

Leblebi Beyaz İşlem Miktarı (Ton)



YILLIK TOPLAM BEYAZ LEBLEBİ İŞLEM MİKTARI (TON)



LEBLEBİ BEYAZ 8,50 mm FİYATLARI

	2020 ARALIK	2021 ARALIK		2022 ARALIK	
EN AZ	5,50 TL	116%	11,88 TL	-	-
EN ÇOK	7,00 TL	114%	15,00 TL	-	-
ORTALAMA	6,10 TL	119%	13,35 TL	-	-

LEBLEBİ BEYAZ 9 mm FİYATLARI

	2020 ARALIK	2021 ARALIK		2022 ARALIK	
EN AZ	11,00 TL	105%	22,52 TL	85%	41,58 TL
EN ÇOK	20,00 TL	68%	33,50 TL	73%	58,00 TL
ORTALAMA	14,62 TL	66%	24,33 TL	93%	46,86 TL

LEBLEBİ BEYAZ 9+ 9,50 mm FİYATLARI

	2020 ARALIK	2021 ARALIK		2022 ARALIK	
EN AZ	8,00 TL	94%	15,50 TL	124%	34,65 TL
EN ÇOK	11,00 TL	73%	19,00 TL	111%	40,00 TL
ORTALAMA	9,43 TL	82%	17,15 TL	122%	38,06 TL

LEBLEBİ BEYAZ ELENTİ FİYATLARI

	2020 ARALIK	2021 ARALIK		2022 ARALIK	
ORTALAMA	-	-	3,96 TL	207%	12,14 TL

SARI LEBLEBİ

LEBLEBİ SARI 9 mm

İŞLEM MİKTARI (TON)	2020 ARALIK	2021 ARALIK		2022 ARALIK	
TTS	125 TON	-85%	19 TON	68%	31 TON

LEBLEBİ SARI 9,50 mm

İŞLEM MİKTARI (TON)	2020 ARALIK	2021 ARALIK		2022 ARALIK	
TTS	255 TON	-79%	52 TON	-58%	22 TON

LEBLEBİ SARI 9,75 mm

İŞLEM MİKTARI (TON)	2020 ARALIK	2021 ARALIK		2022 ARALIK	
TTS	777 TON	-73%	209 TON	-63%	78 TON

LEBLEBİ SARI 10 mm

İŞLEM MİKTARI (TON)	2020 ARALIK	2021 ARALIK		2022 ARALIK	
TTS	506 TON	-8%	466 TON	-15%	395 TON

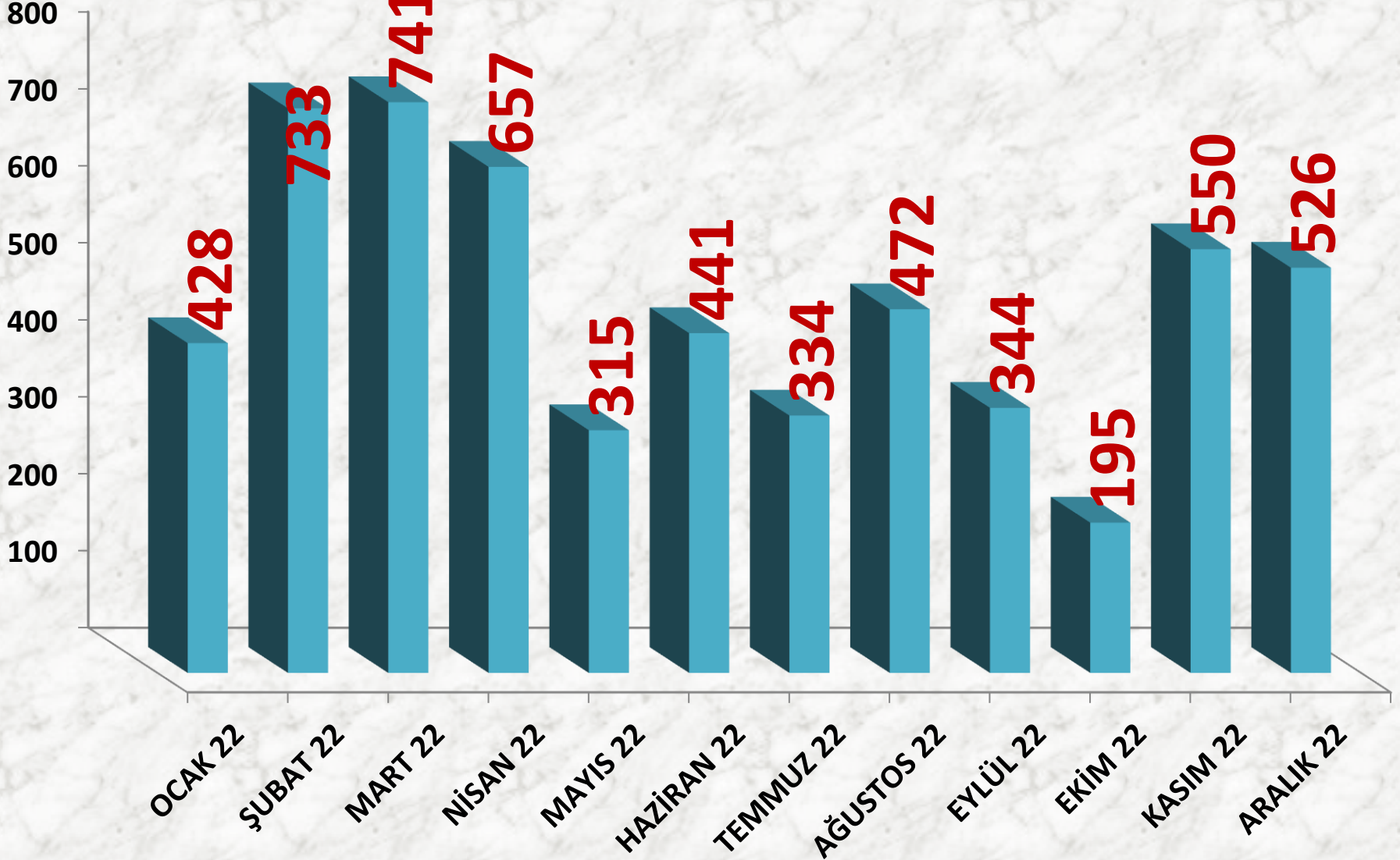
LEBLEBİ SARI Kalburaltı

İŞLEM MİKTARI (TON)	2020 ARALIK	2021 ARALIK		2022 ARALIK	
TTS	71 TON	-69%	22 TON	-100%	0

LEBLEBİ SARI TOPLAM

İŞLEM MİKTARI (TON)	<u>2020 ARALIK</u>	<u>2021 ARALIK</u>		<u>2022 ARALIK</u>	
<u>TTS</u>	<u>1.734 TON</u>	-56%	<u>767 TON</u>	-31%	<u>526 TON</u>

Leblebi Sarı İşlem Miktarı (Ton)



YILLIK TOPLAM SARI LEBLEBİ İŞLEM MİKTARI (TON)

15.976

11.972

5.740

-25 %

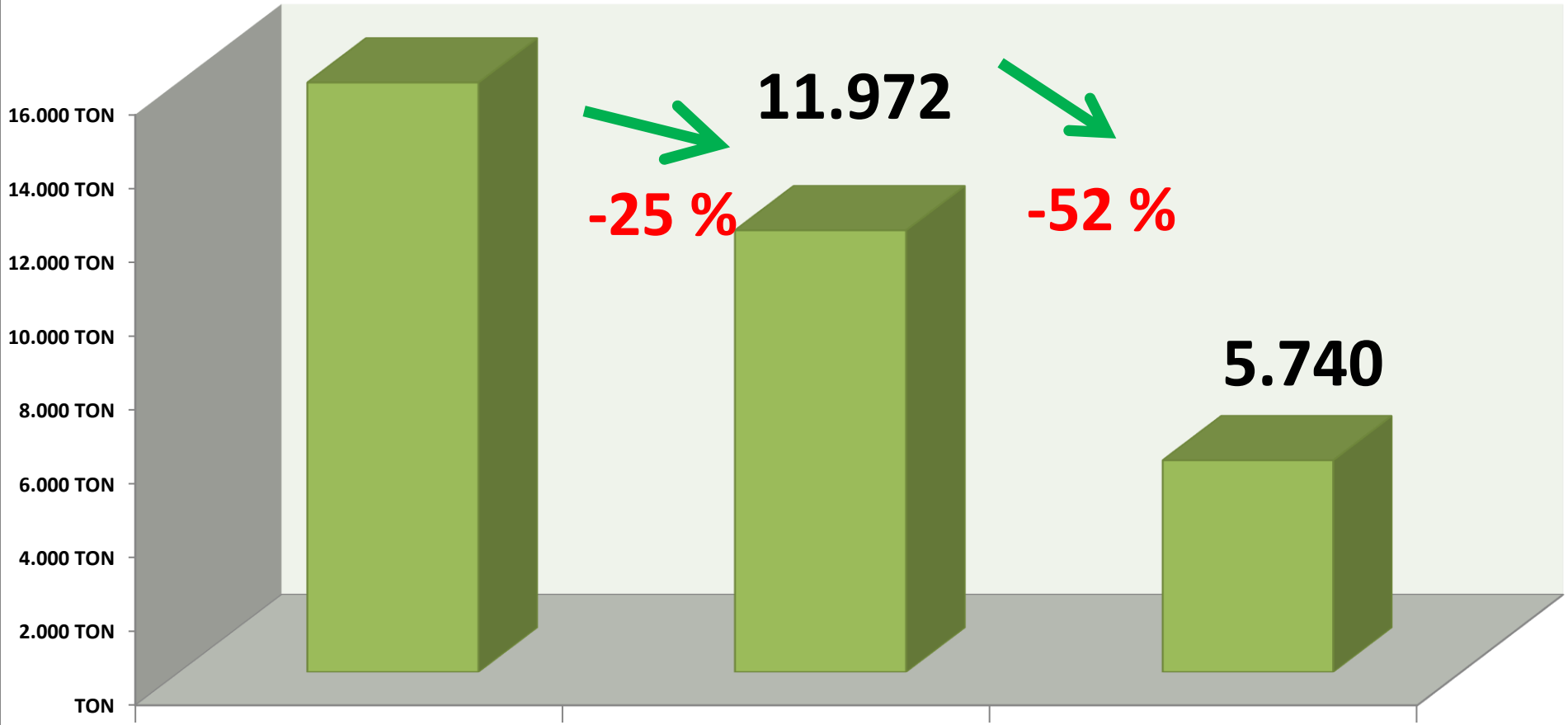
-52 %

2020

2021

2022

16.000 TON
14.000 TON
12.000 TON
10.000 TON
8.000 TON
6.000 TON
4.000 TON
2.000 TON
TON



2020 **2021** **2022**

LEBLEBİ SARI 9 mm FİYATLARI

	2020 ARALIK	2021 ARALIK		2022 ARALIK	
EN AZ	5,00 TL	80%	9,00 TL	122%	20,00 TL
EN ÇOK	7,00 TL	71%	12,00 TL	150%	30,00 TL
ORTALAMA	6,81 TL	62%	11,02 TL	98%	21,84 TL

LEBLEBİ SARI 9,50 mm FİYATLARI

	2020 ARALIK	2021 ARALIK		2022 ARALIK	
EN AZ	7,00 TL	86%	13,00 TL	154%	33,00 TL
EN ÇOK	9,00 TL	67%	15,00 TL	120%	33,00 TL
ORTALAMA	8,14 TL	79%	14,59 TL	126%	33,00 TL

LEBLEBİ SARI 9,75 mm FİYATLARI

	2020 ARALIK	2021 ARALIK		2022 ARALIK	
EN AZ	9,00 TL	68%	15,10 TL	143%	36,75 TL
EN ÇOK	11,00 TL	64%	18,00 TL	122%	40,00 TL
ORTALAMA	10,04 TL	69%	16,92 TL	135%	39,73 TL

LEBLEBİ SARI 10 mm FİYATLARI

	2020 ARALIK	2021 ARALIK		2022 ARALIK	
EN AZ	11,20 TL	66%	18,60 TL	121%	41,14 TL
EN ÇOK	16,50 TL	106%	34,00 TL	94%	66,00 TL
ORTALAMA	12,95 TL	68%	21,70 TL	128%	49,41 TL

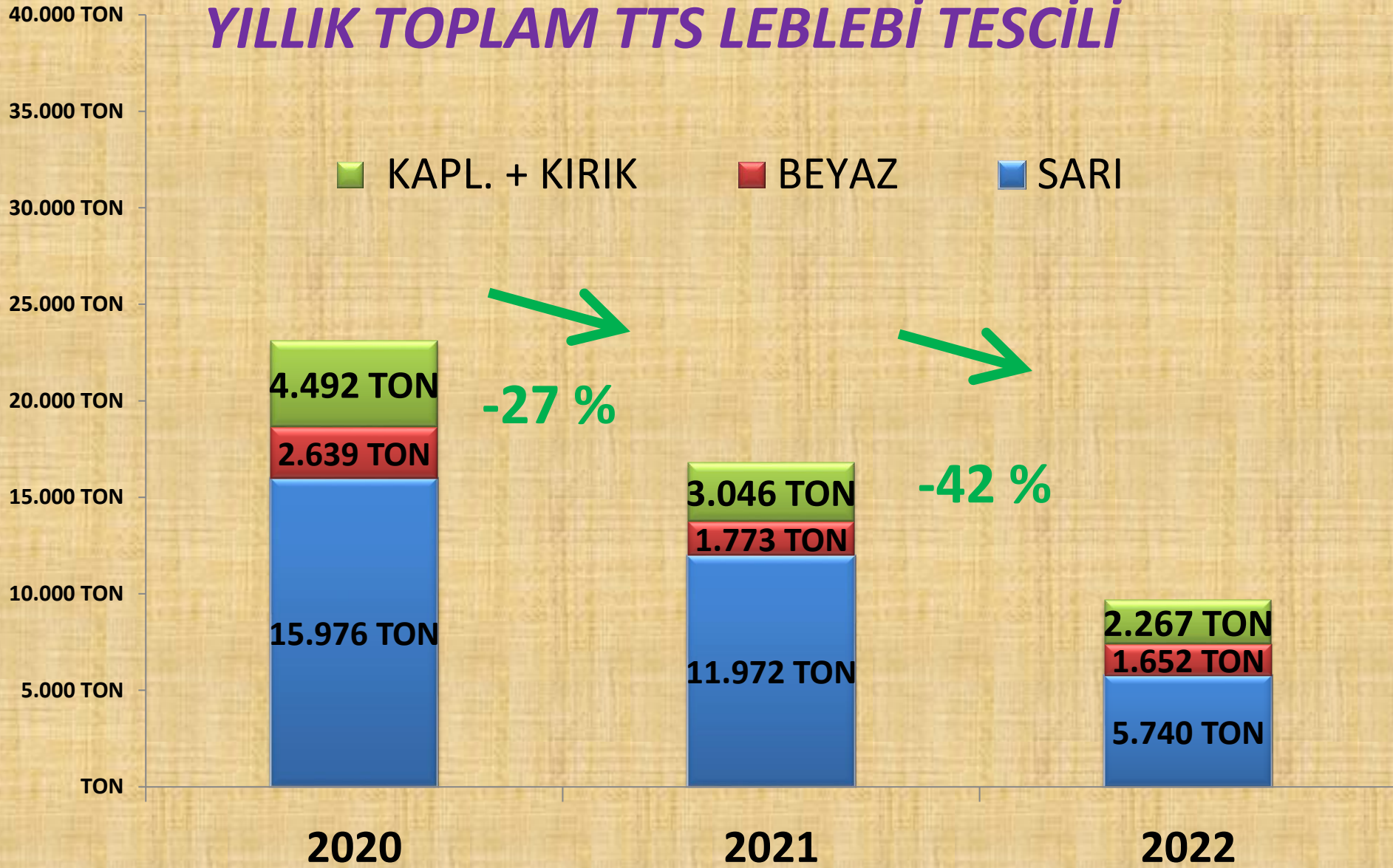
LEBLEBİ SARI Kalburaltı FİYATLARI

	2020 ARALIK	2021 ARALIK		2022 ARALIK	
ORTALAMA	3,35 TL	79%	6,00 TL	-	-

YILLIK YURTIÇI TOPLAM LEBLEBİ İŞLEM MİKTARI

MİKTAR	1 OCAK 2020 – 31 ARALIK 2020	1 OCAK 2021 – 31 ARALIK 2021		1 OCAK 2022 – 31 ARALIK 2022	
SARI	15.976 TON	-25%	11.972 TON	-52%	5.740 TON
BEYAZ	2.639 TON	-33%	1.773 TON	-7%	1.652 TON
KAPL.+KIRIK	4.492 TON	-32%	3.046 TON	-26%	2.267 TON
<u>LEBLEBİ TOPLAM</u>	23.107 TON	-27%	16.791 TON	-42%	9.659 TON

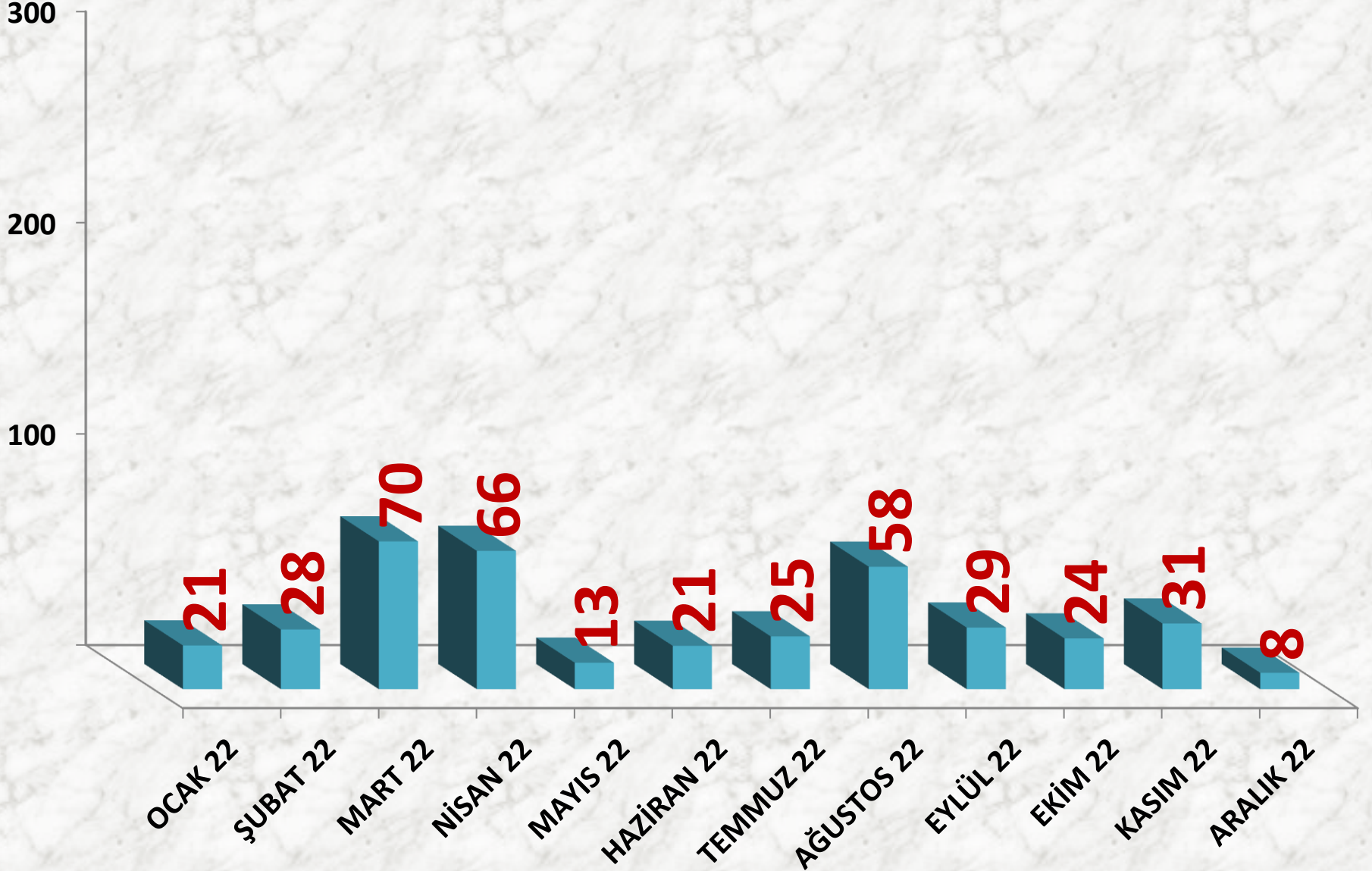
YILLIK TOPLAM TTS LEBLEBİ TESCİLİ

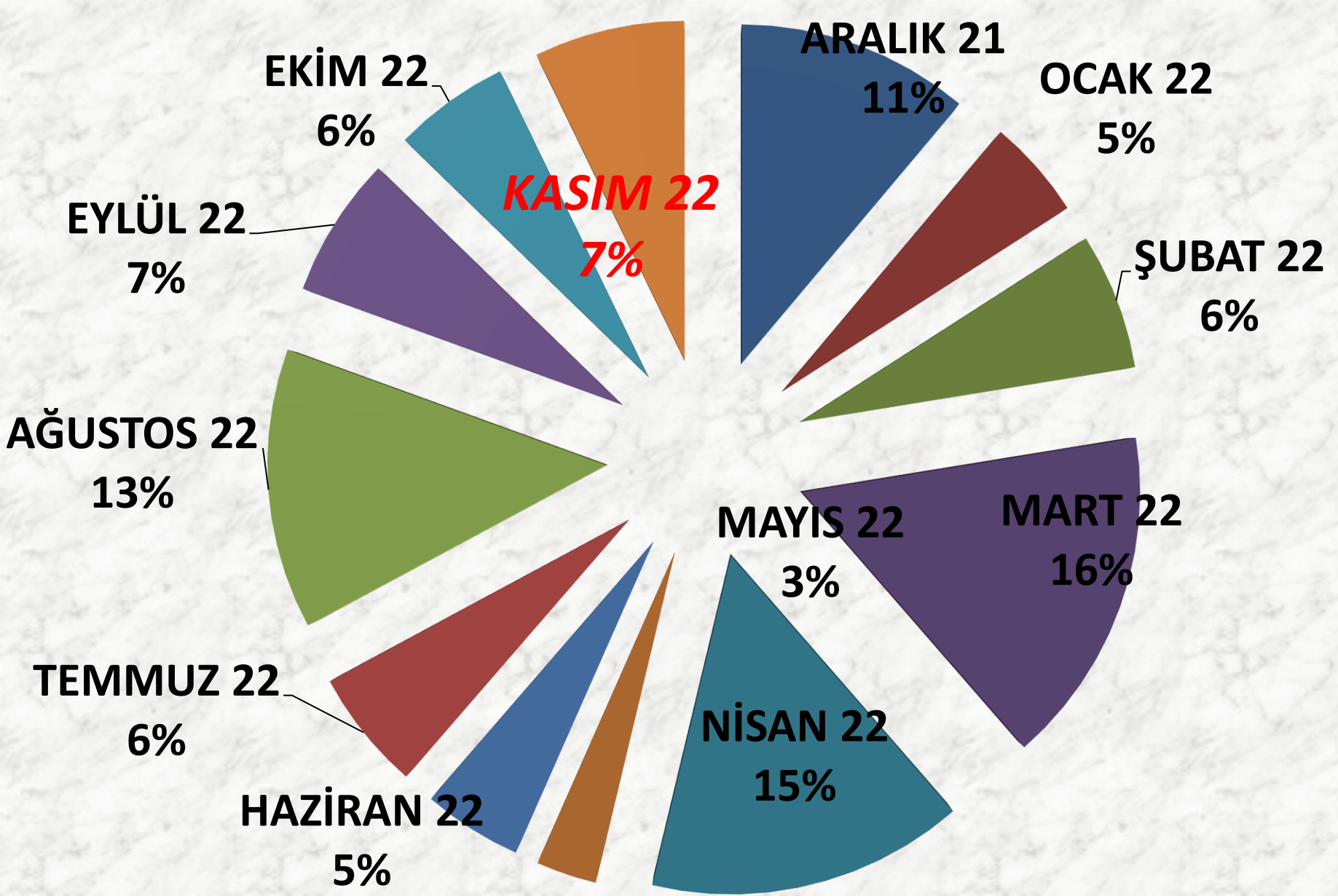


LEBLEBİ İHRACAT MİKTARLARI

2020 ARALIK		2021 ARALIK		2022 ARALIK	
SARI LEBLEBİ	37.645 kg.	SARI LEBLEBİ	27.150 kg.	SARI LEBLEBİ	3.050 kg.
BEYAZ LEBLEBİ	21.729 kg.	BEYAZ LEBLEBİ	15.882 kg.	BEYAZ LEBLEBİ	2.000 kg.
KAPLAMALI LEBLEBİ	2.327 kg.	KAPLAMALI LEBLEBİ	5.118 kg.	KAPLAMALI LEBLEBİ	2.500 kg.
KIRIK LEBLEBİ	-	KIRIK LEBLEBİ	-	KIRIK LEBLEBİ	200 kg.
LEBLEBİ KALBURALTI	-	LEBLEBİ KALBURALTI	-	LEBLEBİ KALBURALTI	-
LEBLEBİ UNU	-	LEBLEBİ UNU	-	LEBLEBİ UNU	-
<u>TOPLAM</u>	61.701 kg.	<u>TOPLAM</u>	48.149 kg.	<u>TOPLAM</u>	7.750 kg.

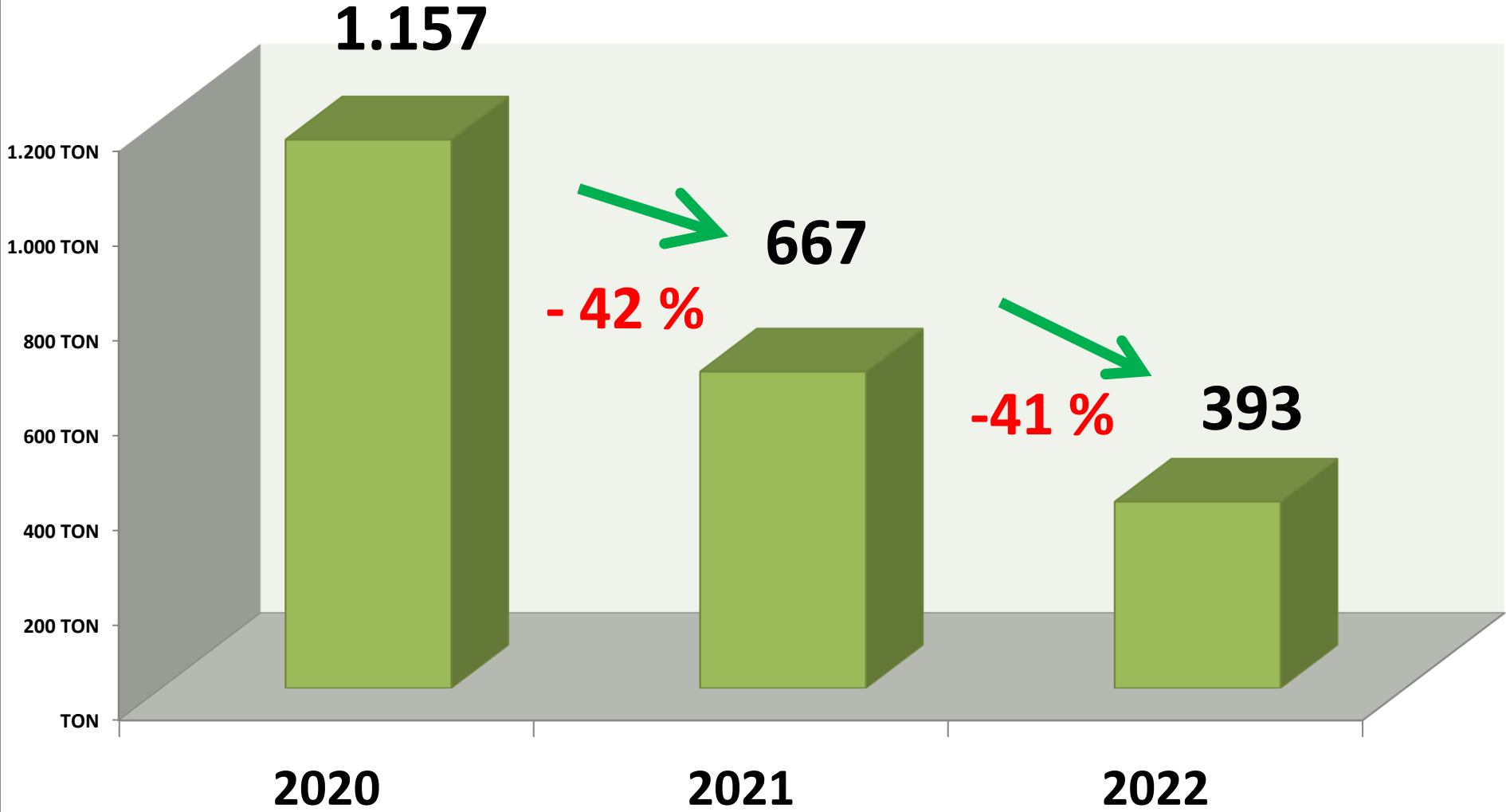
Leblebi ihracat (Ton)





AYLIK LEBLEBİ İHRACAT MİKTARI ORANLARI

YILLIK TOPLAM LEBLEBİ İHRACAT MİKTARI (TON)



AYÇEKİRDEĞİ

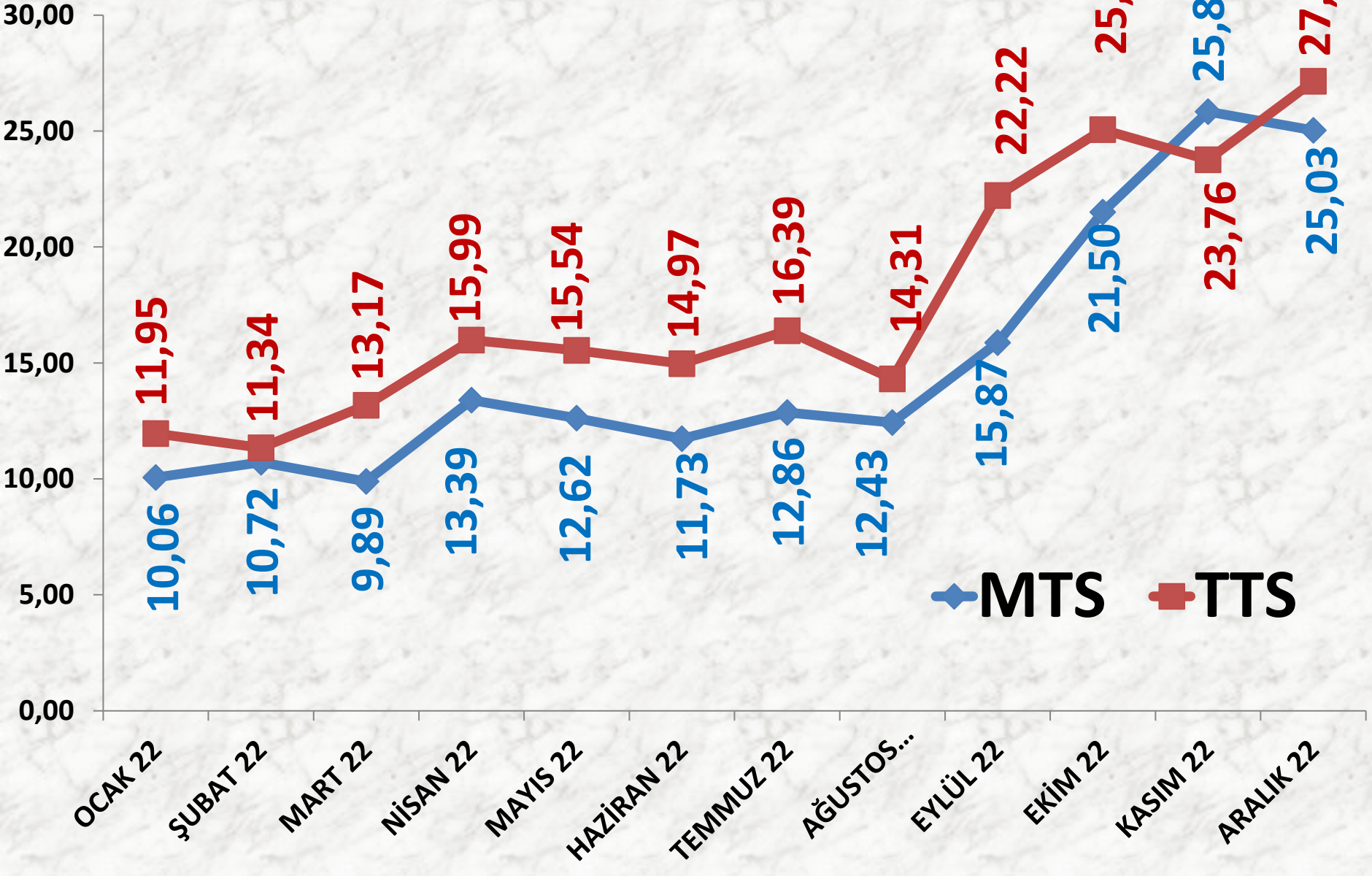
İŞLEM MİKTARI (TON)	2020 ARALIK	2021 ARALIK		2022 ARALIK	
MTS	2605 TON	-26%	1924 TON	39%	2667 TON
TTS	2130 TON	4%	2211 TON	-25%	1656 TON

EN AZ FİYAT	2020 ARALIK	2021 ARALIK		2022 ARALIK	
MTS	9,60 TL	-58%	4,01 TL	311%	16,50 TL
TTS	9,60 TL	-48%	5,00 TL	240%	17,00 TL

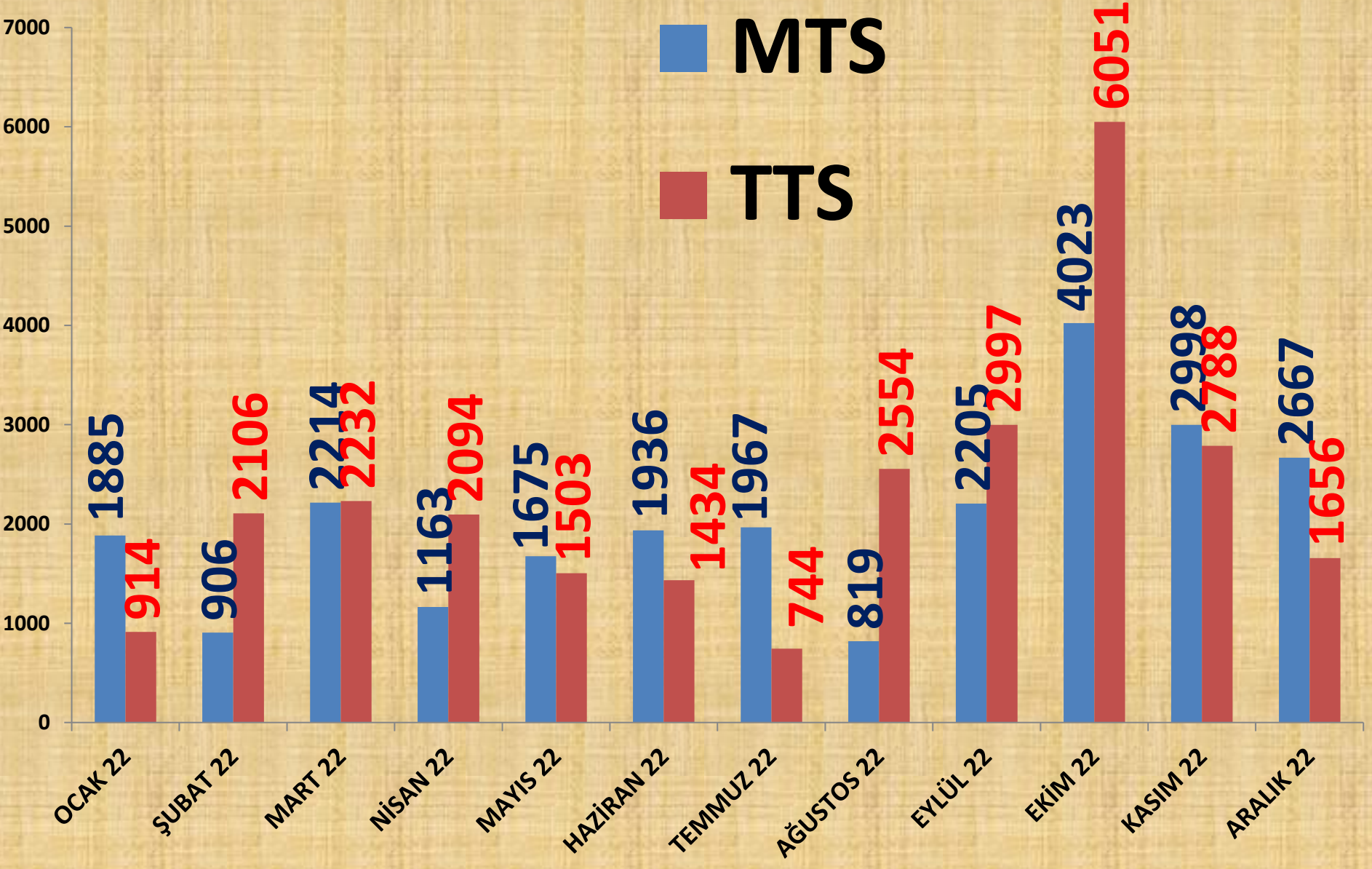
EN ÇOK FİYAT	2020 ARALIK	2021 ARALIK		2022 ARALIK	
MTS	18,00 TL	-32%	12,29 TL	189%	35,50 TL
TTS	14,70 TL	77%	26,00 TL	78%	46,33 TL

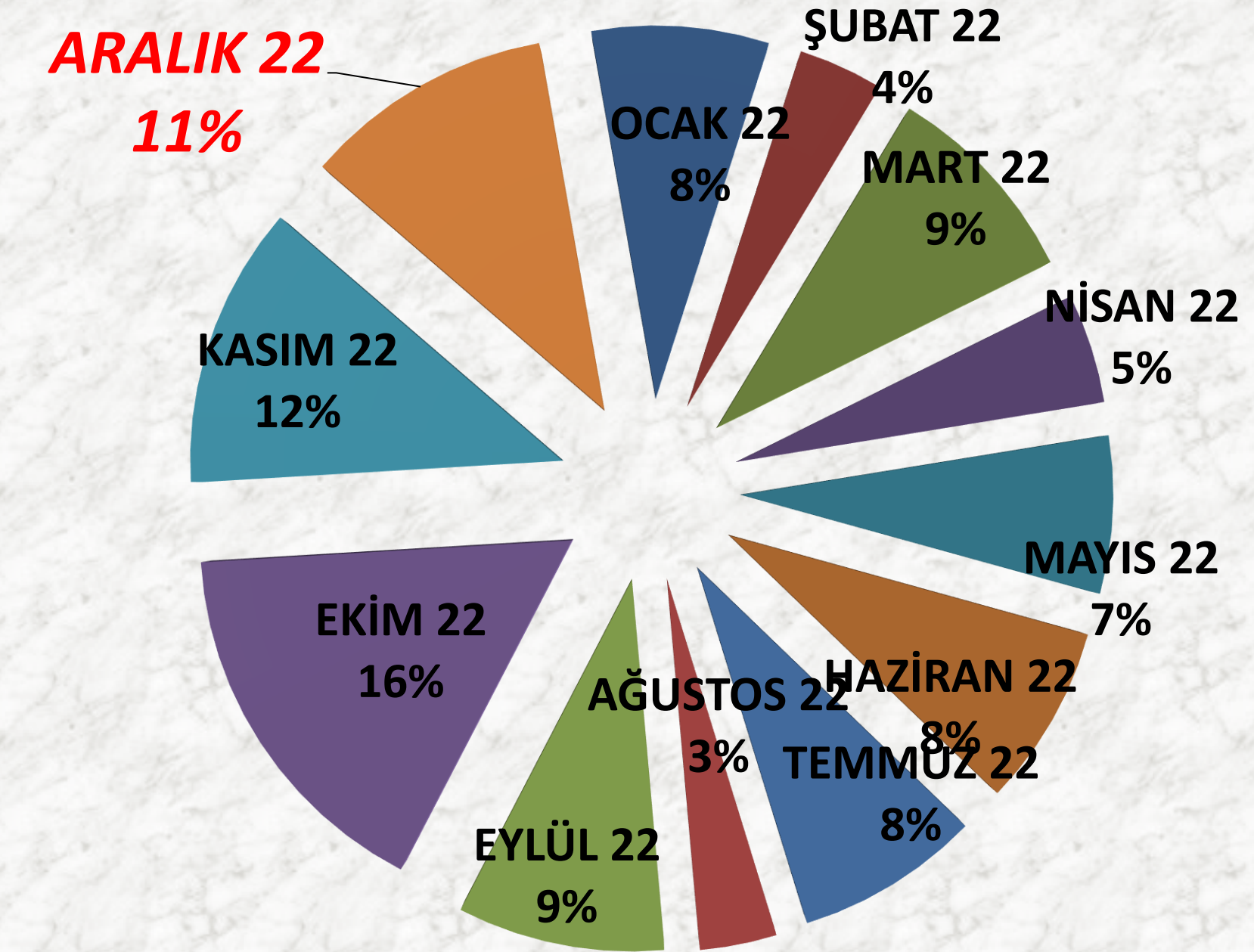
ORT. FİYAT	2020 ARALIK	2021 ARALIK		2022 ARALIK	
MTS	12,05 TL	-30%	8,44 TL	197%	25,03 TL
TTS	12,27 TL	-15%	10,48 TL	159%	27,15 TL

AYLIK AYÇİÇEĞİ FİYAT TRENDİ (TL)



AYLIK AYÇİÇEĞİ İŞLEM MİKTARI (TON)

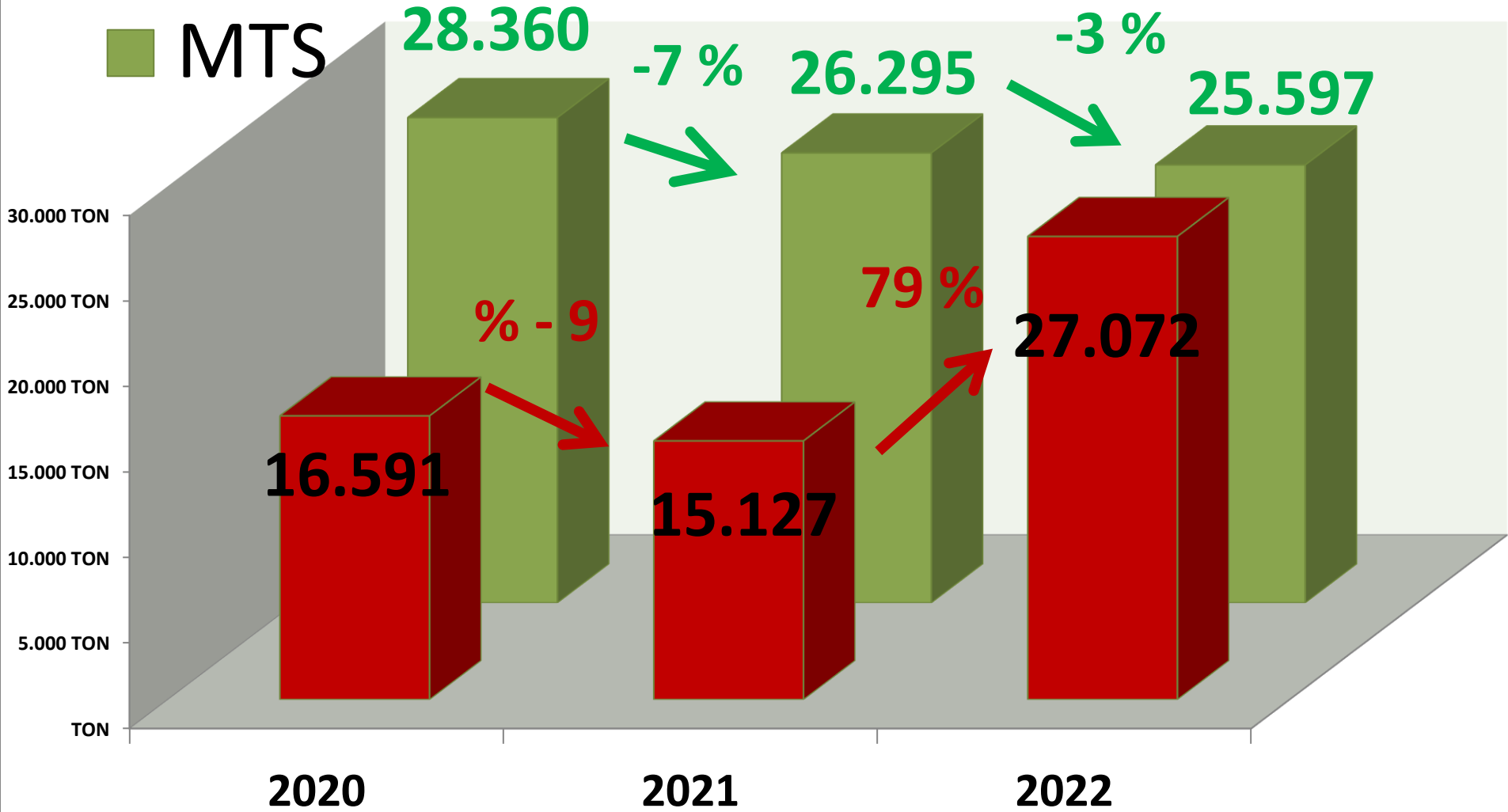




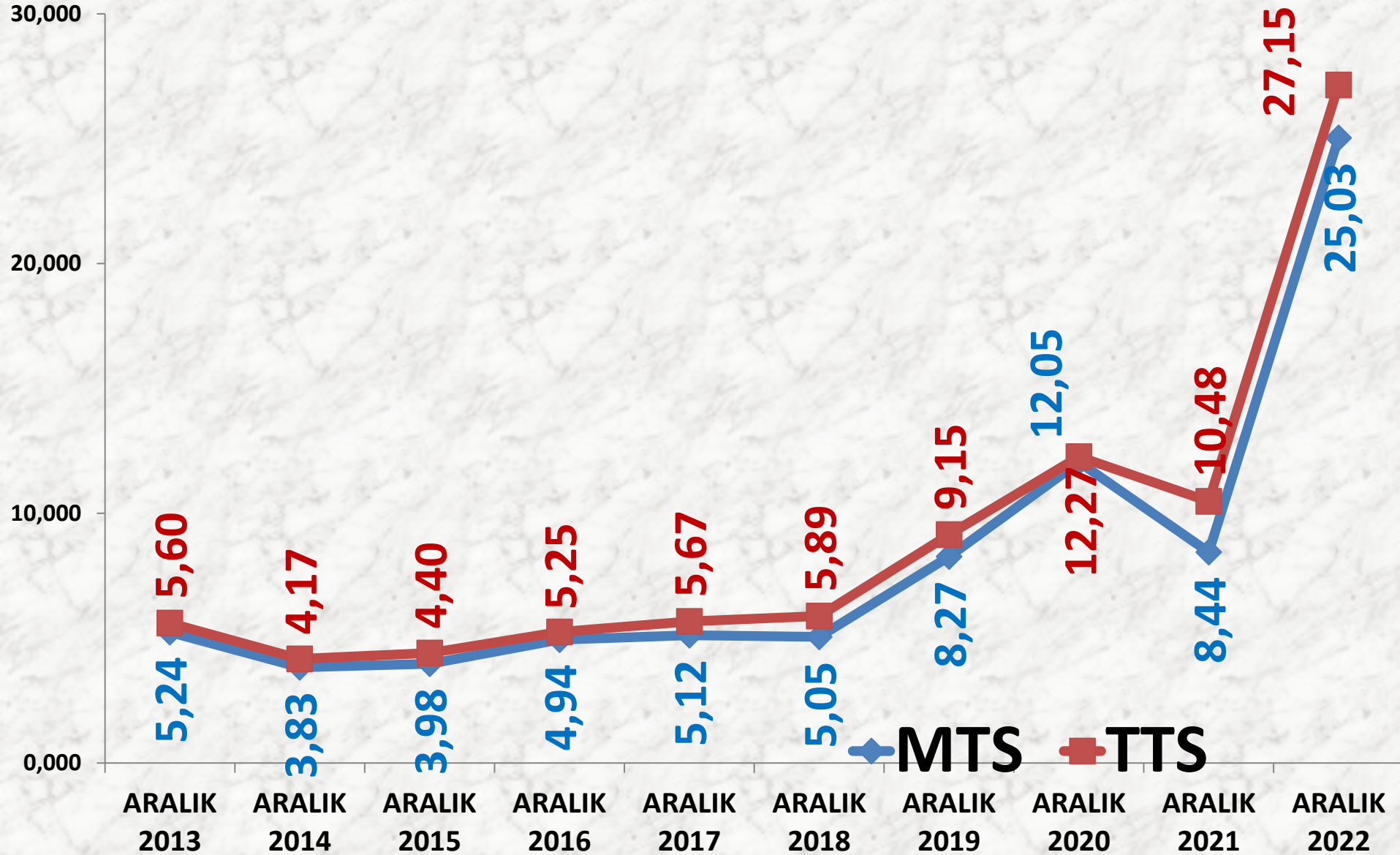
AYLIK AYÇİÇEĞİ MTS İŞLEM MİKTARI ORANLARI

TTS YILLIK TOPLAM AYÇİÇEĞİ İŞLEM MİKTARI (TON)

MTS



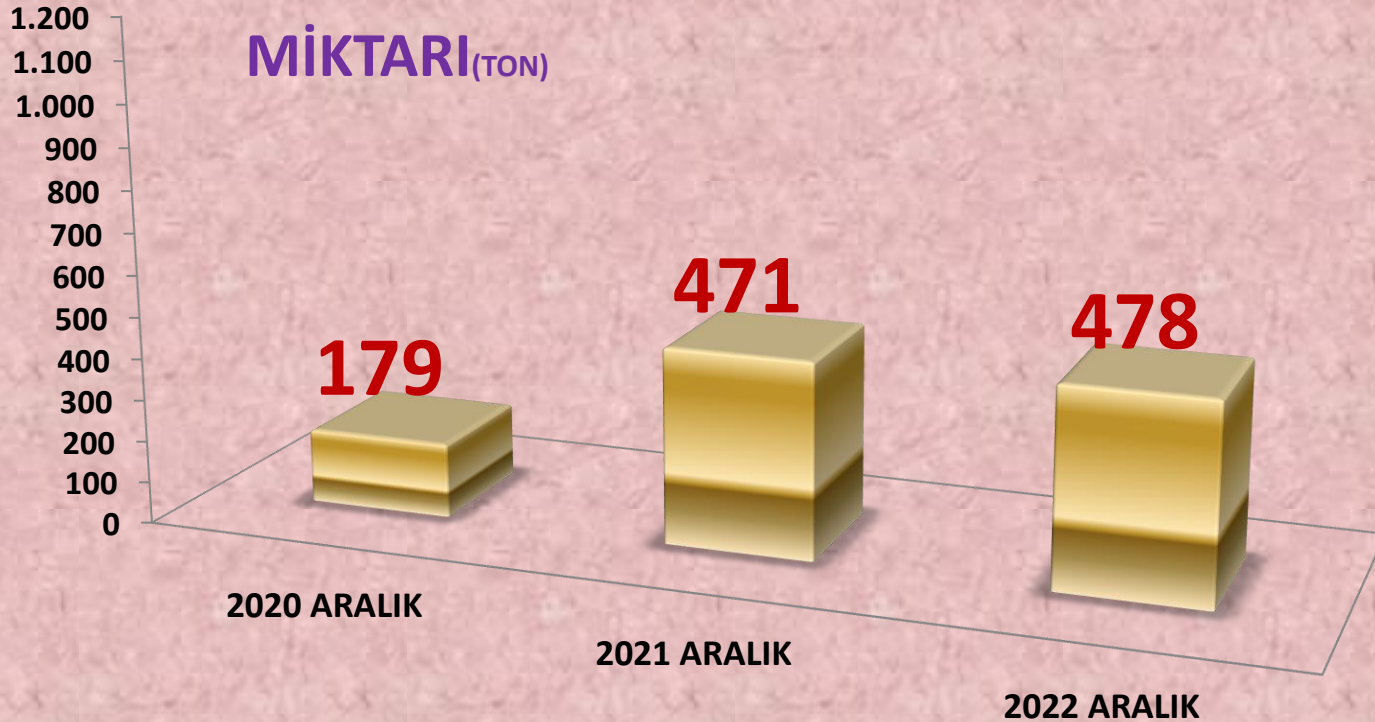
ARALIK AYLARI AYÇİÇEĞİ FİYAT ORT. (TL)



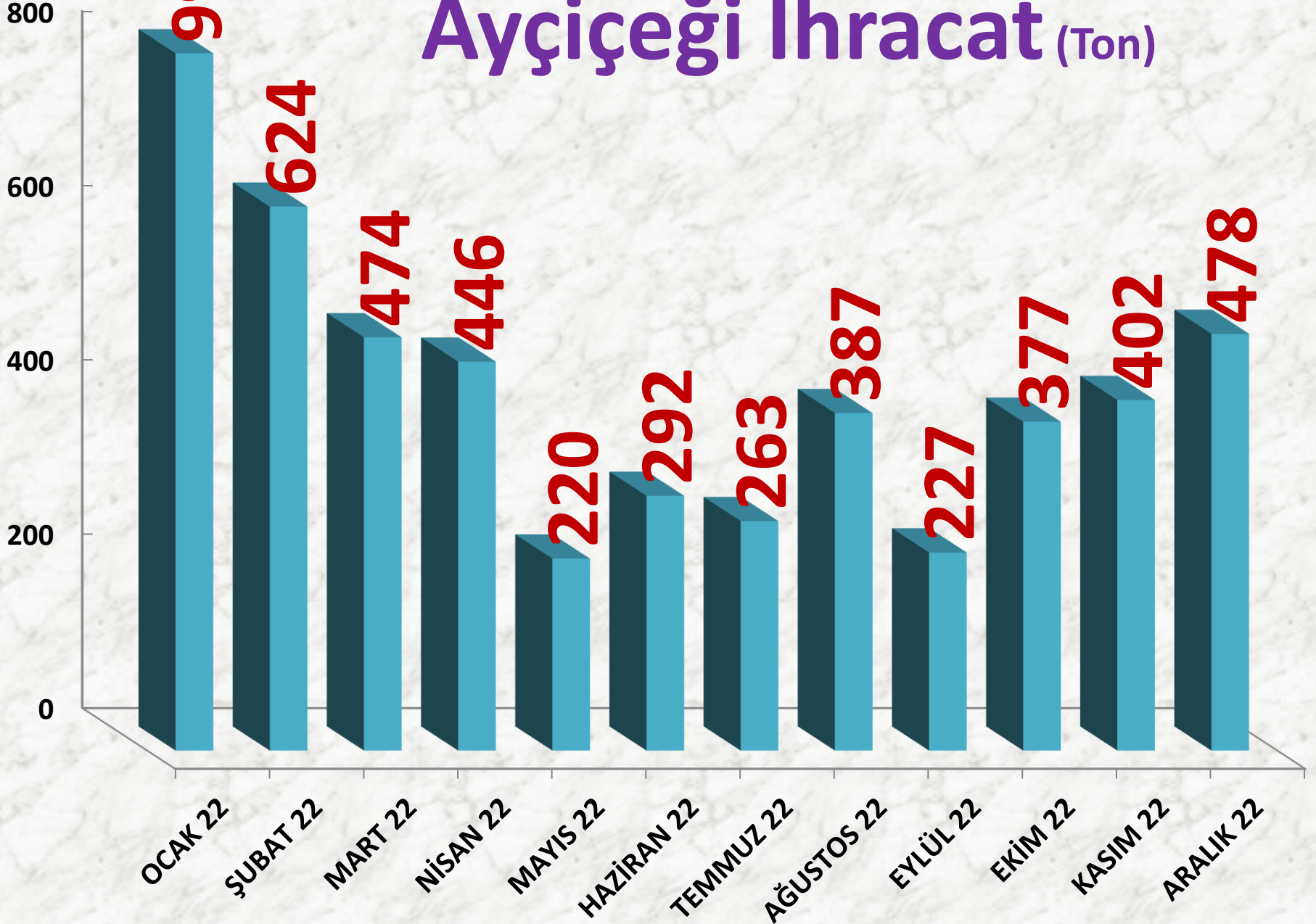
AYÇEKİRDEĞİ İHRACATI

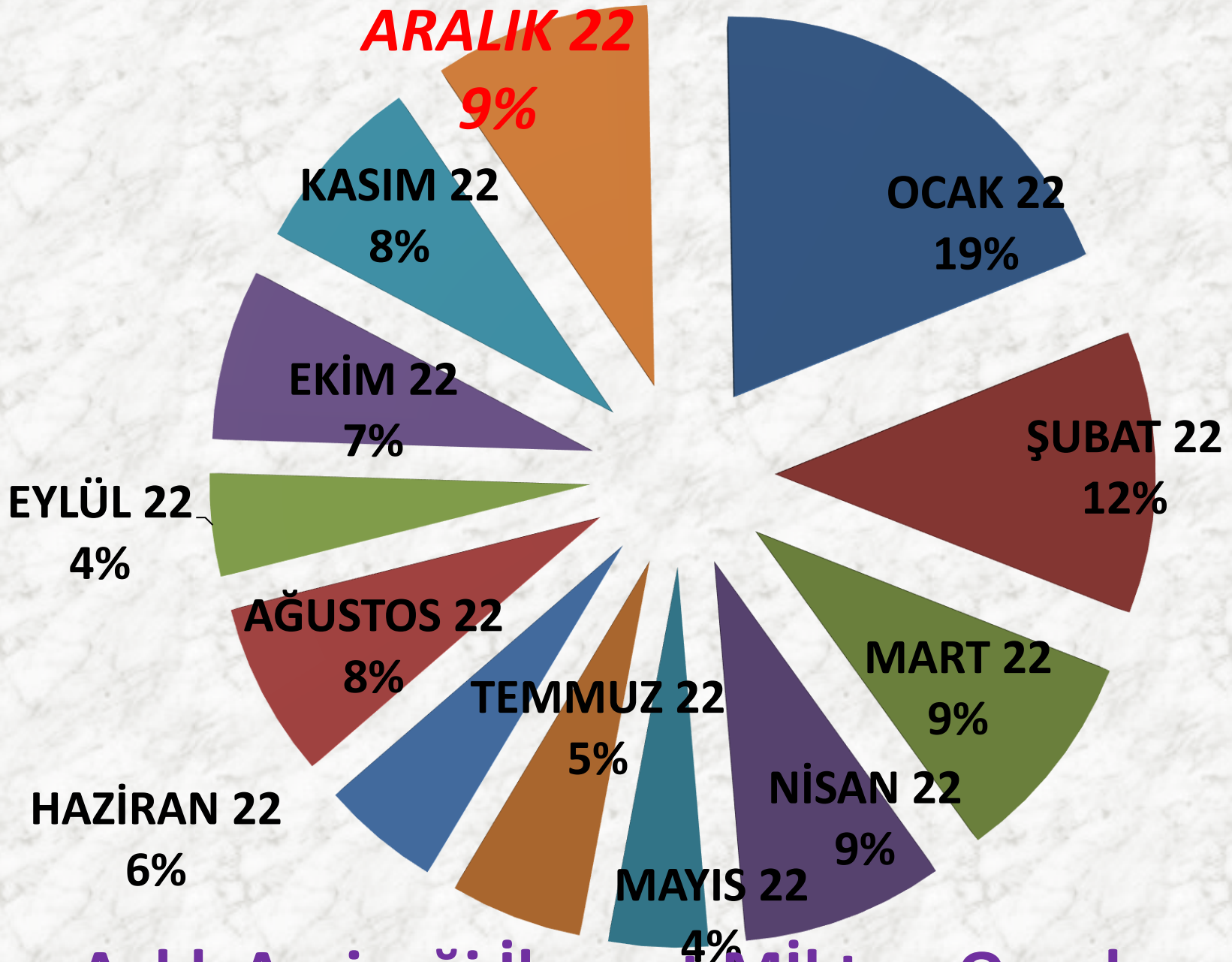
İŞLEM HACMİ TON	2020 ARALIK	2021 ARALIK	2022 ARALIK
TTS	179 TON	163% 471 TON	1% 478 TON

AYÇEKİRDEĞİ İHRACAT MİKTARI (TON)



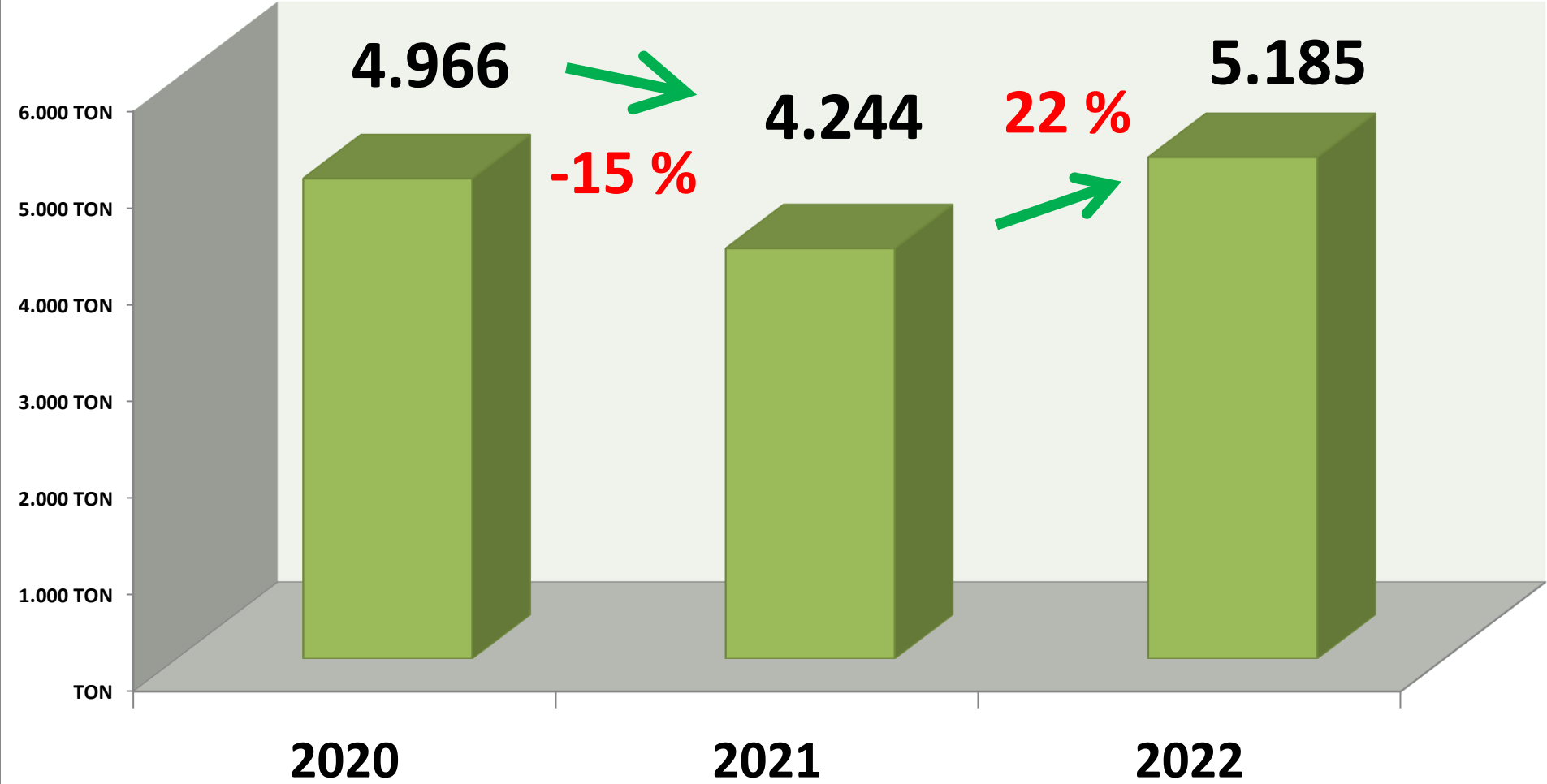
Ayçiçeği İhracat (Ton)





Aylık Ayçiçeği İhracat Miktarı Oranları

YILLIK TOPLAM AYÇIĞEĞİ İHRACAT MİKTARI (TON)



SÜT

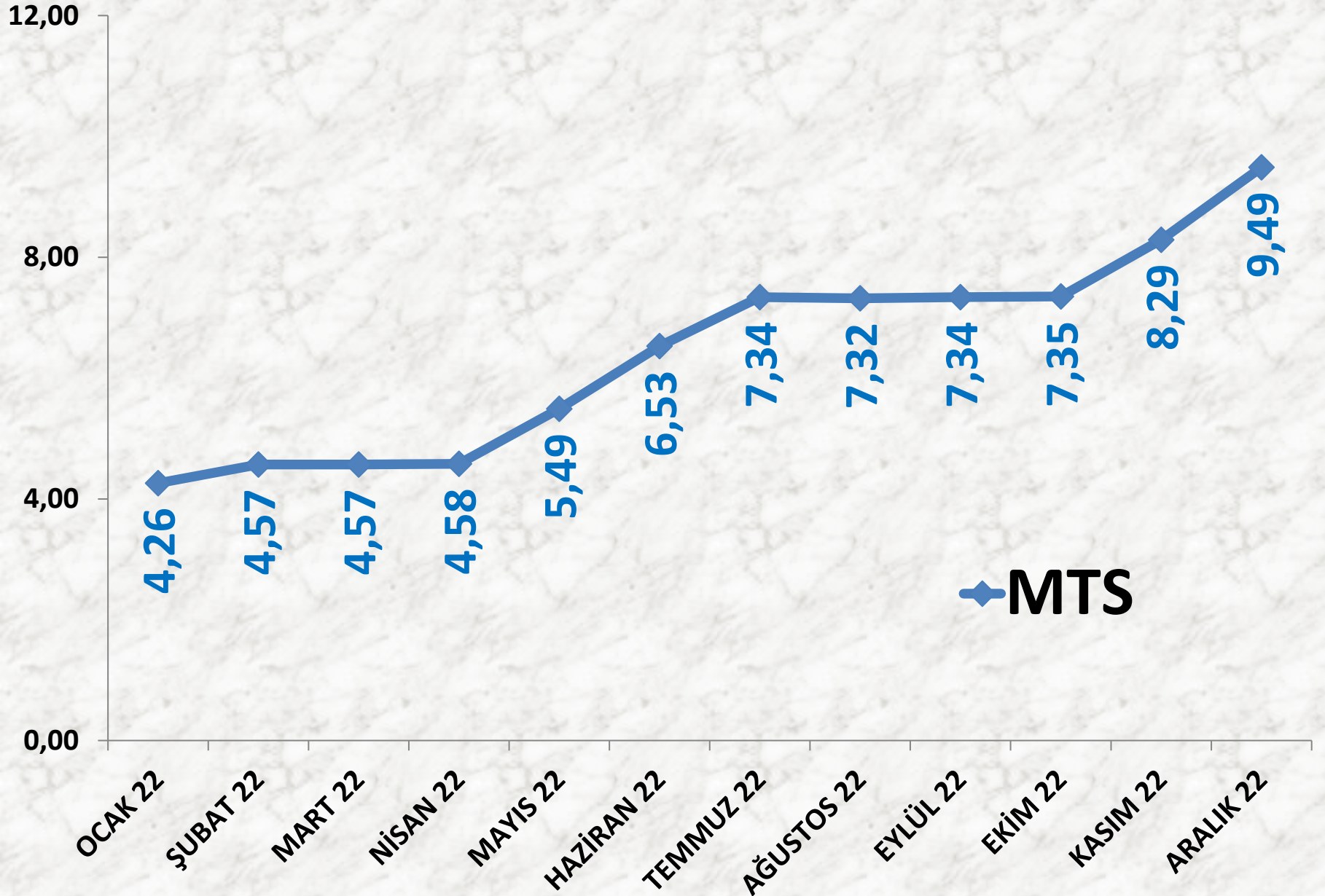
İŞLEM MİKTARI (M ³)	2020 ARALIK		2021 ARALIK		2022 ARALIK	
	MTS	27.178 M ³	4%	28.201 M ³	-15%	24.015 M ³

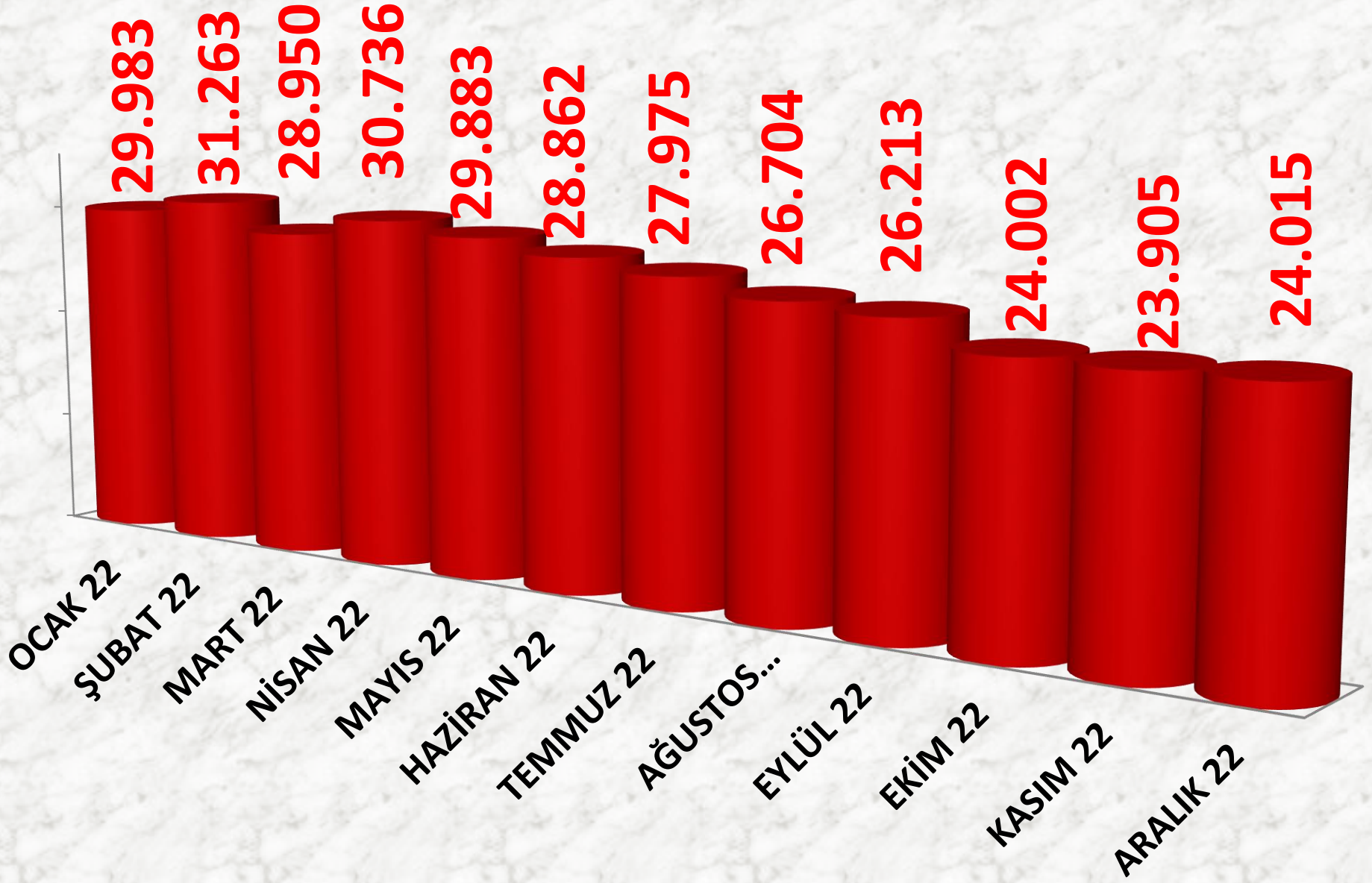
EN AZ FİYAT	2020 ARALIK		2021 ARALIK		2022 ARALIK	
	MTS	2,00 TL	40%	2,80 TL	198%	8,33 TL

EN ÇOK FİYAT	2020 ARALIK		2021 ARALIK		2022 ARALIK	
	MTS	2,73 TL	128%	6,22 TL	67%	10,40 TL

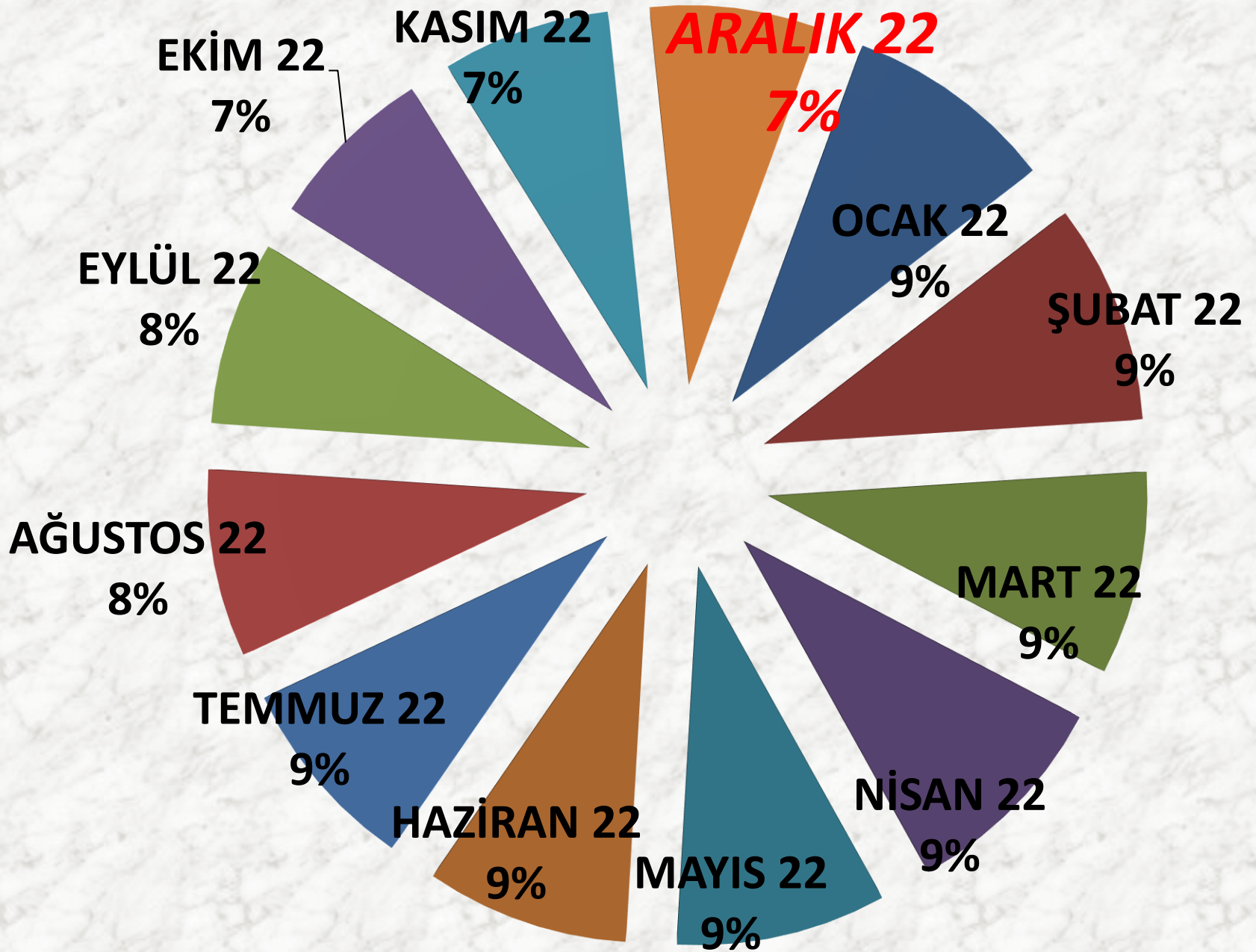
ORTALAMA FİYAT	2020 ARALIK		2021 ARALIK		2022 ARALIK	
	MTS	2,23 TL	39%	3,10 TL	206%	9,49 TL

AYLIK İNEK SÜTÜ FİYAT TRENDİ (TL)





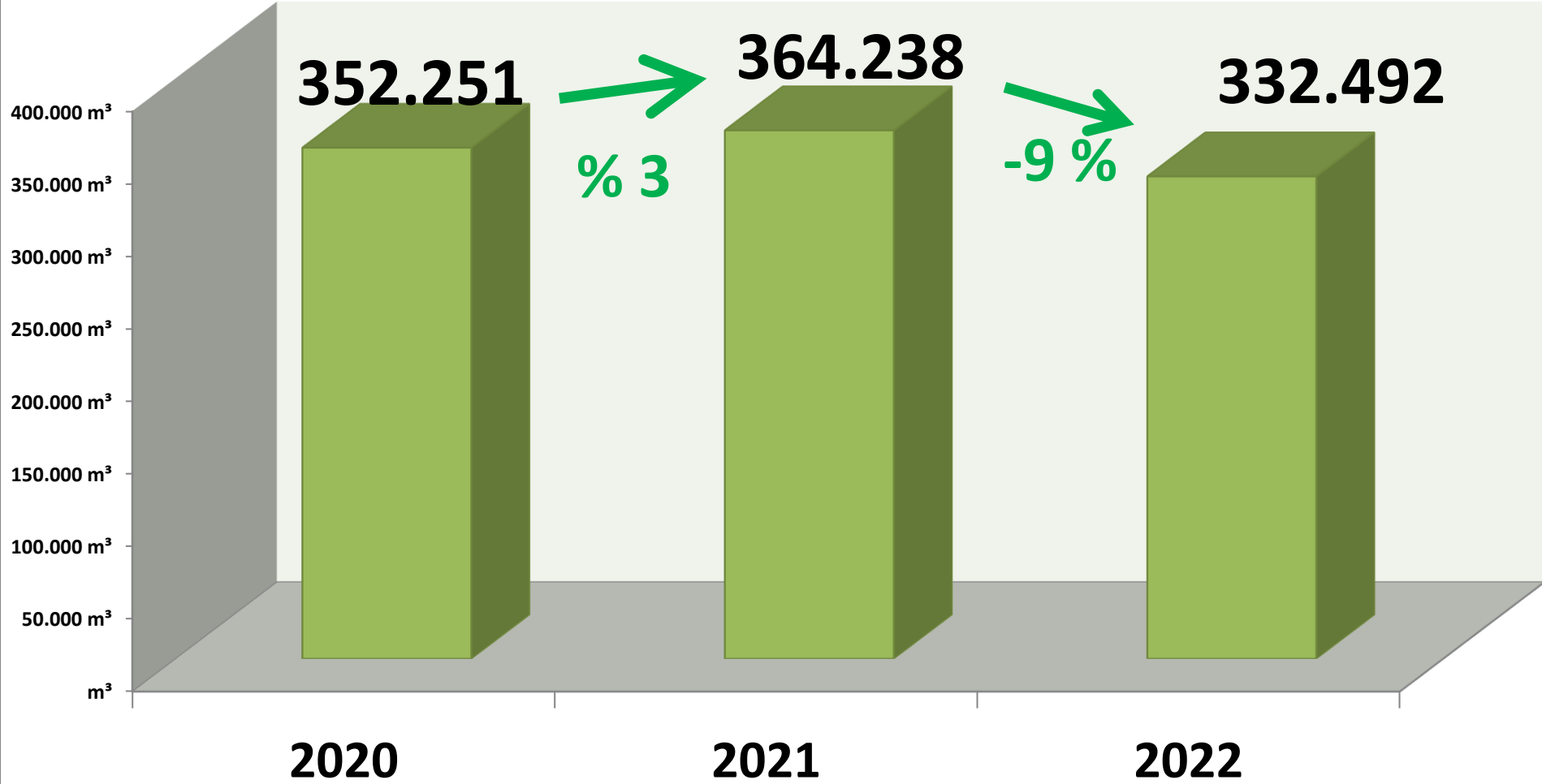
AYLIK SÜT İŞLEM MİKTARI (M³)



AYLIK MTS İNEK SÜTÜ İŞLEM MİKTARI ORANLARI

YILLIK TOPLAM İNEK SÜTÜ İŞLEM MİKTARI (M³)

■ MTS



BEYAZ HAŞHAŞ

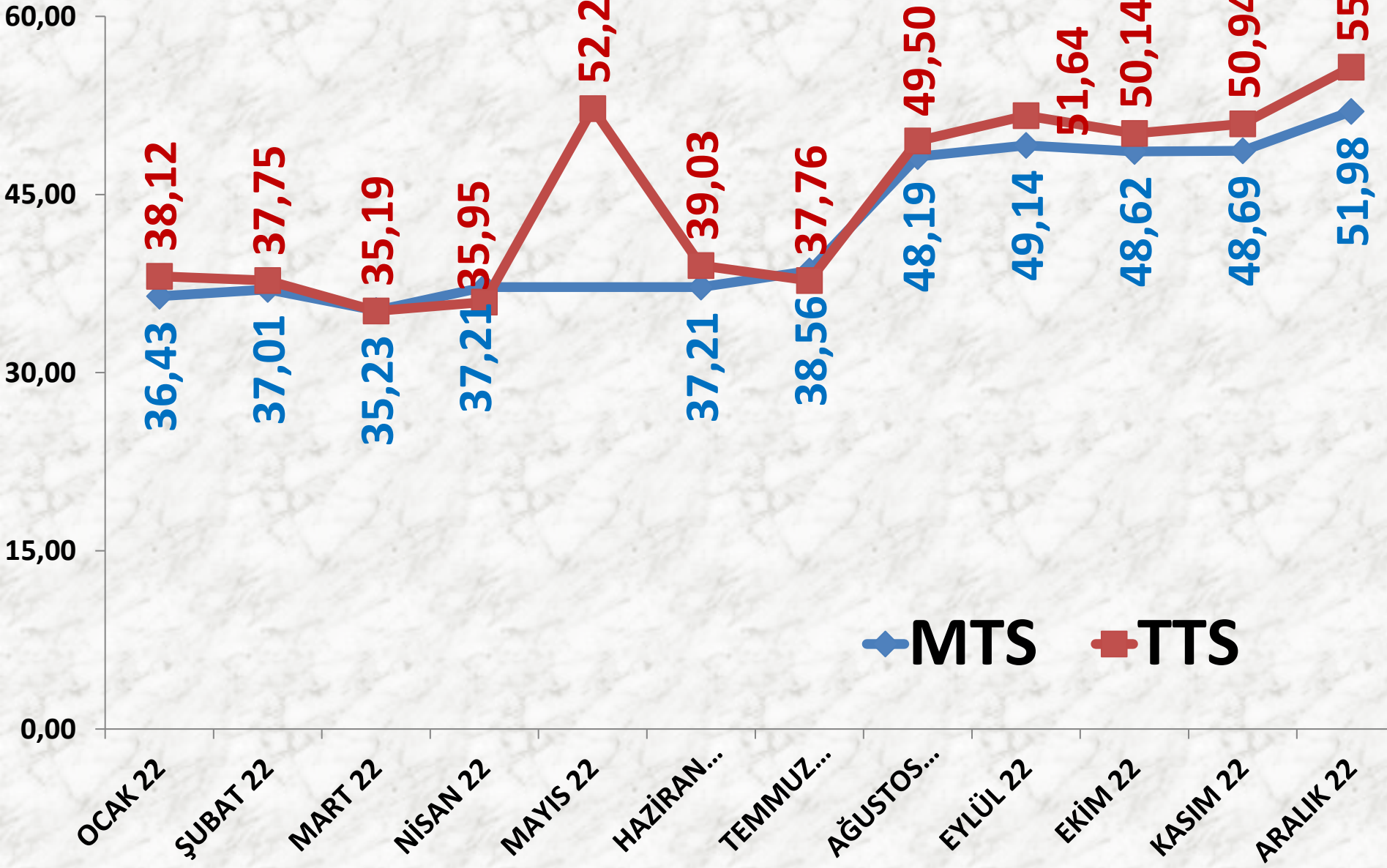
İŞLEM MİKTARI (TON)	2020 ARALIK	2021 ARALIK		2022 ARALIK	
MTS	163 TON	458%	908 TON	-74%	236 TON
TTS	282 TON	557%	1.854 TON	-90%	181 TON

EN AZ FİYAT	2020 ARALIK	2021 ARALIK		2022 ARALIK	
MTS	23,60 TL	19%	28,00 TL	-11%	25,00 TL
TTS	24,00 TL	-17%	20,00 TL	169%	53,81 TL

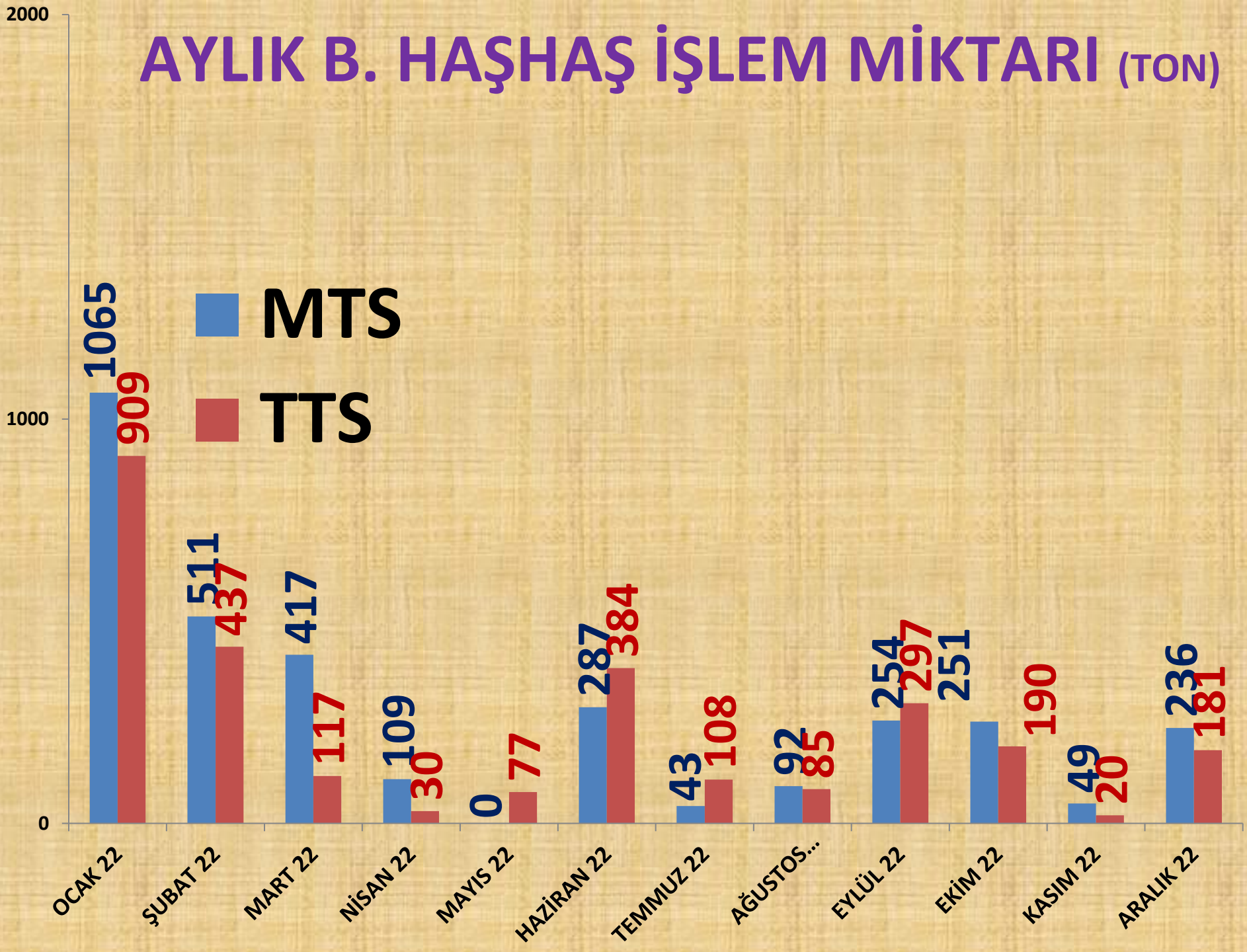
EN ÇOK FİYAT	2020 ARALIK	2021 ARALIK		2022 ARALIK	
MTS	25,77 TL	50%	38,74 TL	68%	65,00 TL
TTS	33,00 TL	42%	46,76 TL	49%	69,65 TL

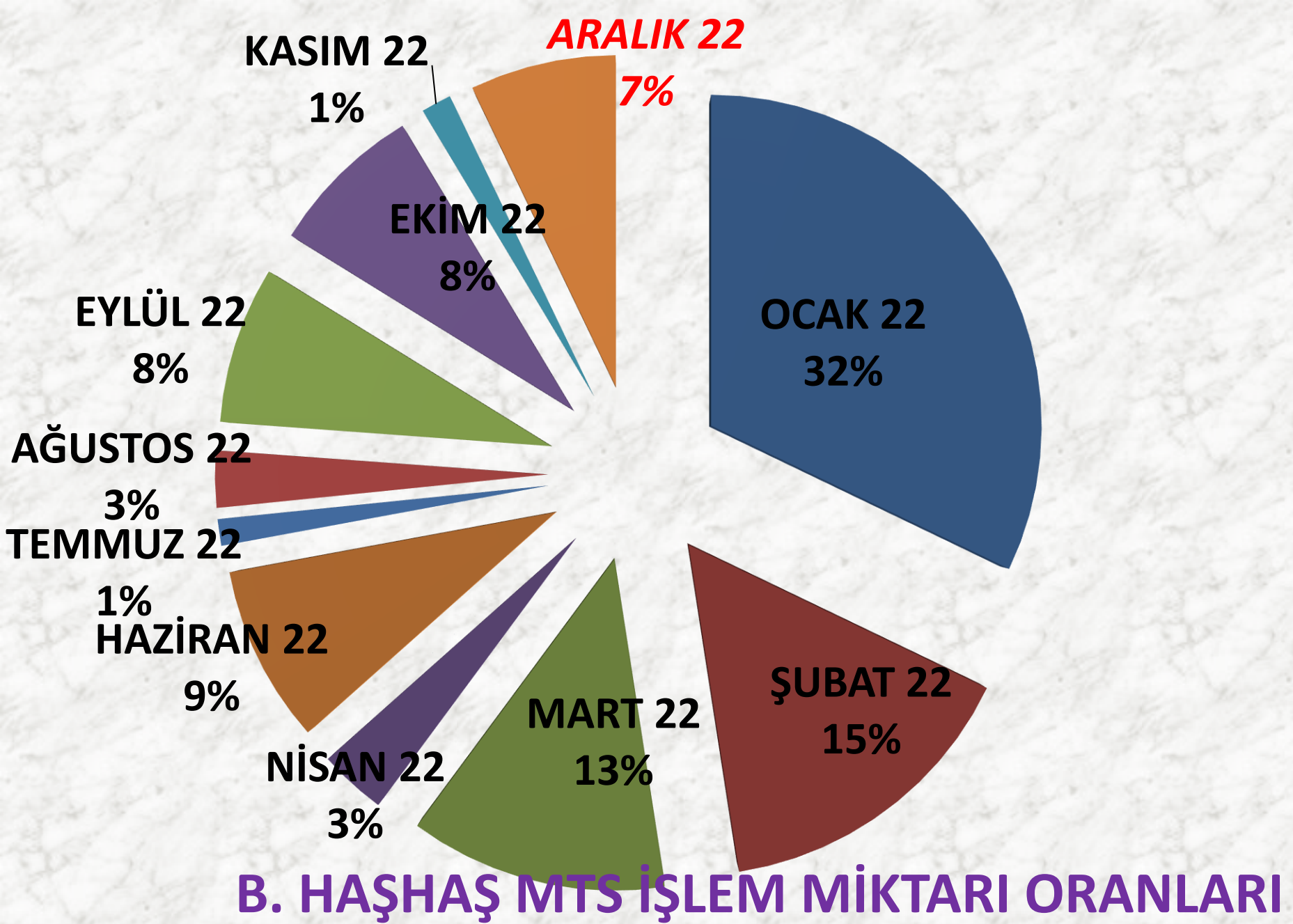
ORT. FİYAT	2020 ARALIK	2021 ARALIK		2022 ARALIK	
MTS	25,04 TL	41%	35,24 TL	48%	51,98 TL
TTS	25,97 TL	34%	34,83 TL	60%	55,72 TL

AYLIK B. HAŞHAŞ FİYAT TRENDİ (TL)



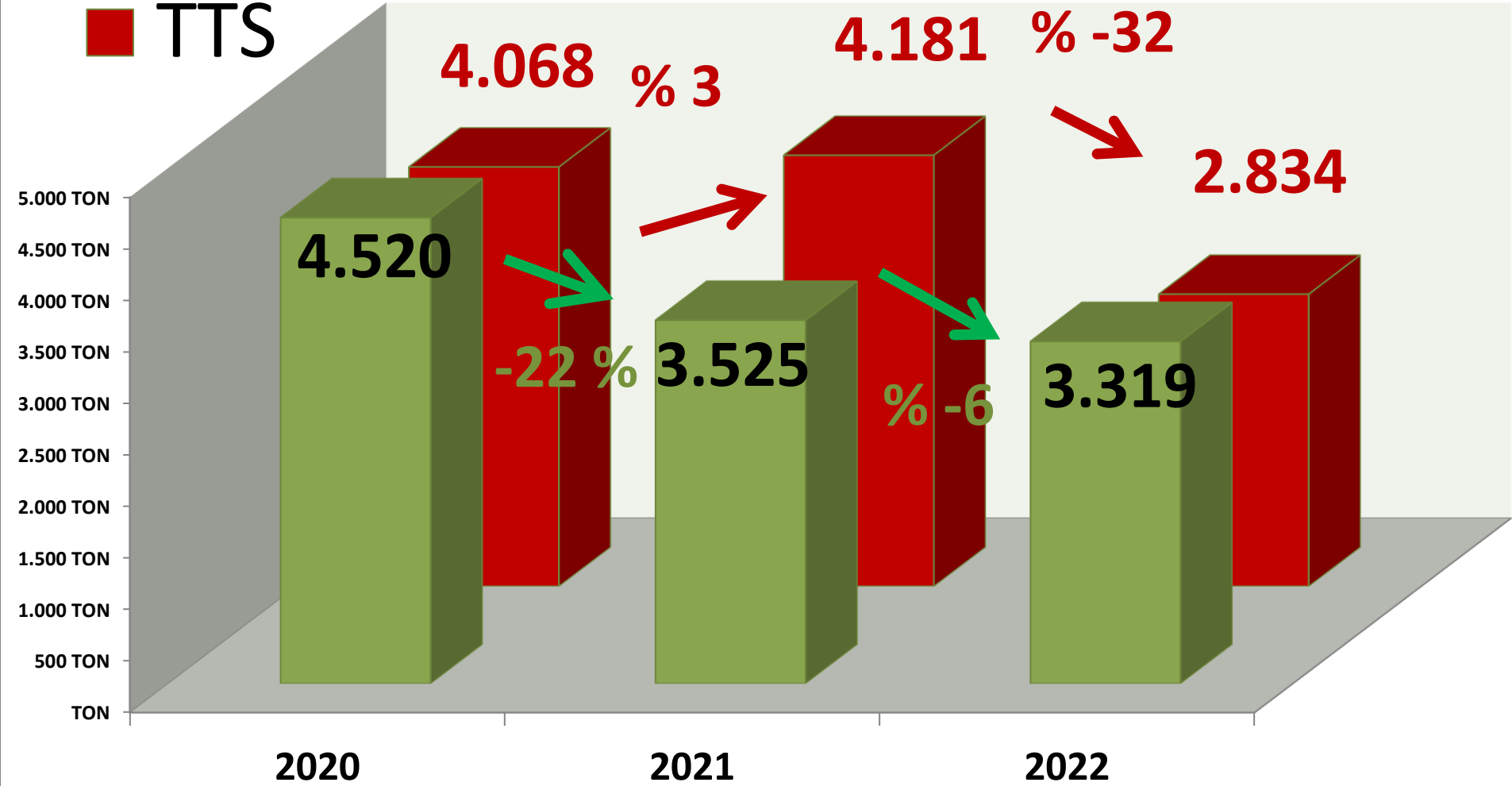
AYLIK B. HAŞHAŞ İŞLEM MİKTARI (TON)



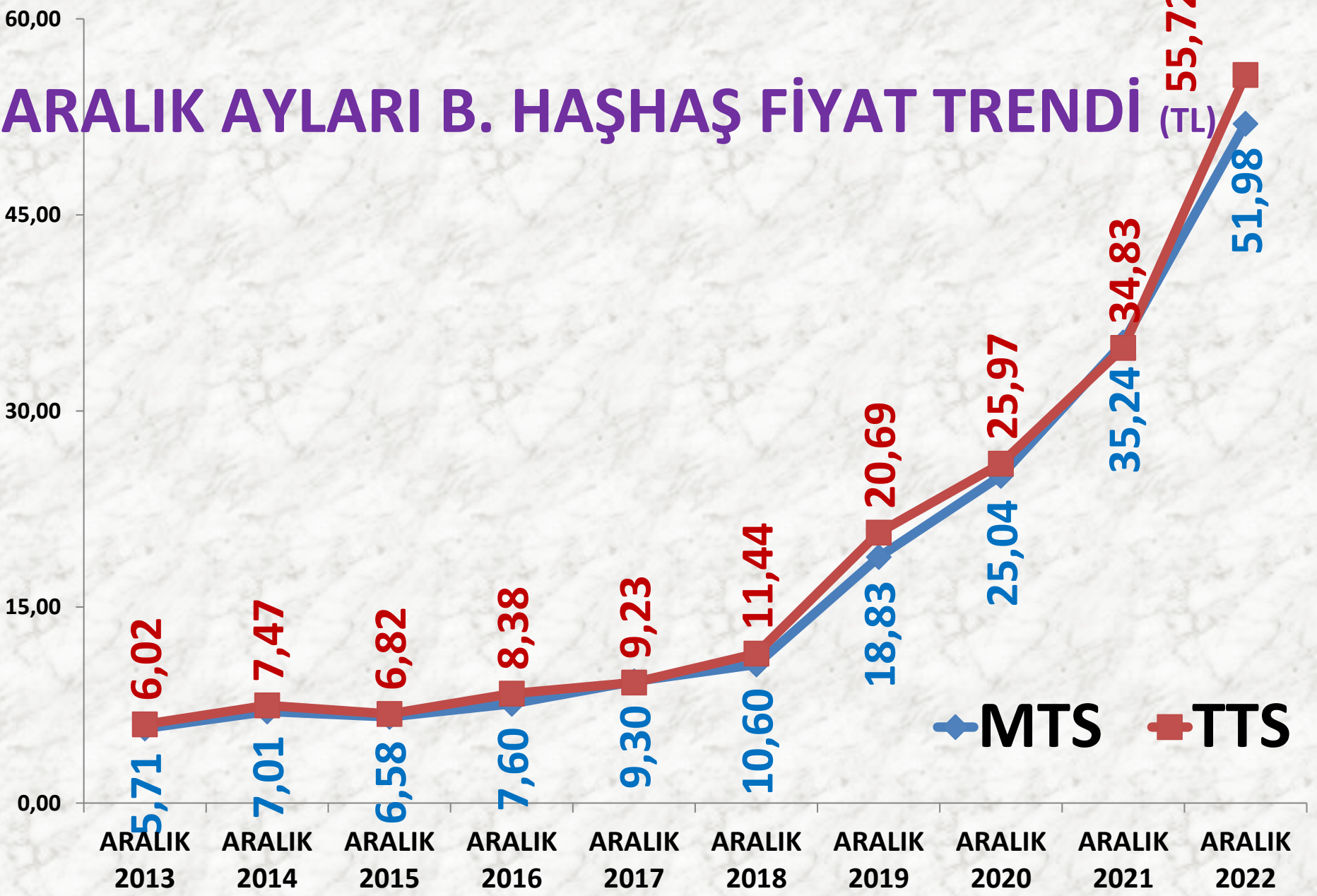


■ MTS **YILLIK TOPLAM B. HAŞHAŞ İŞLEM MİKTARI (TON)**

■ TTS



ARALIK AYLARI B. HAŞHAŞ FİYAT TRENDİ (TL)



MAVİ HAŞHAŞ

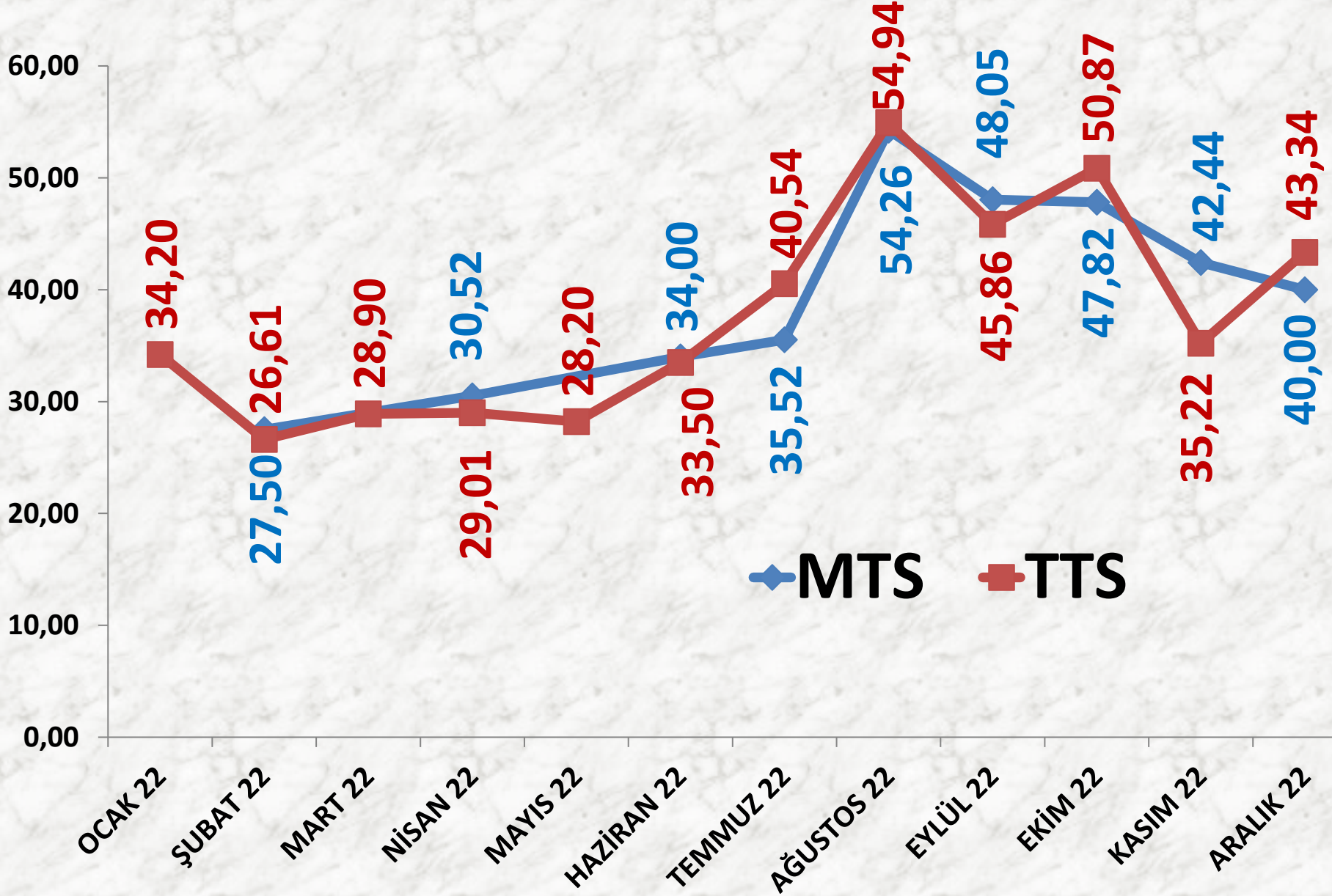
İŞLEM MİKTARI (TON)	2020 ARALIK	2021 ARALIK		2022 ARALIK	
MTS	140 TON	-44%	78 TON	-74%	20 TON
TTS	123 TON	181%	346 TON	-84%	54 TON

EN AZ FİYAT	2020 ARALIK	2021 ARALIK		2022 ARALIK	
MTS	18,00 TL	-1%	17,75 TL	125%	40,00 TL
TTS	19,00 TL	-18%	15,50 TL	148%	38,46 TL

EN ÇOK FİYAT	2020 ARALIK	2021 ARALIK		2022 ARALIK	
MTS	25,00 TL	28%	32,00 TL	25%	40,00 TL
TTS	28,00 TL	25%	35,00 TL	60%	55,95 TL

ORT. FİYAT	2020 ARALIK	2021 ARALIK		2022 ARALIK	
MTS	18,72 TL	47%	27,48 TL	46%	40,00 TL
TTS	20,01 TL	20%	23,96 TL	81%	43,34 TL

AYLIK M. HAŐHAŐ FİYAT TRENDİ (TL)

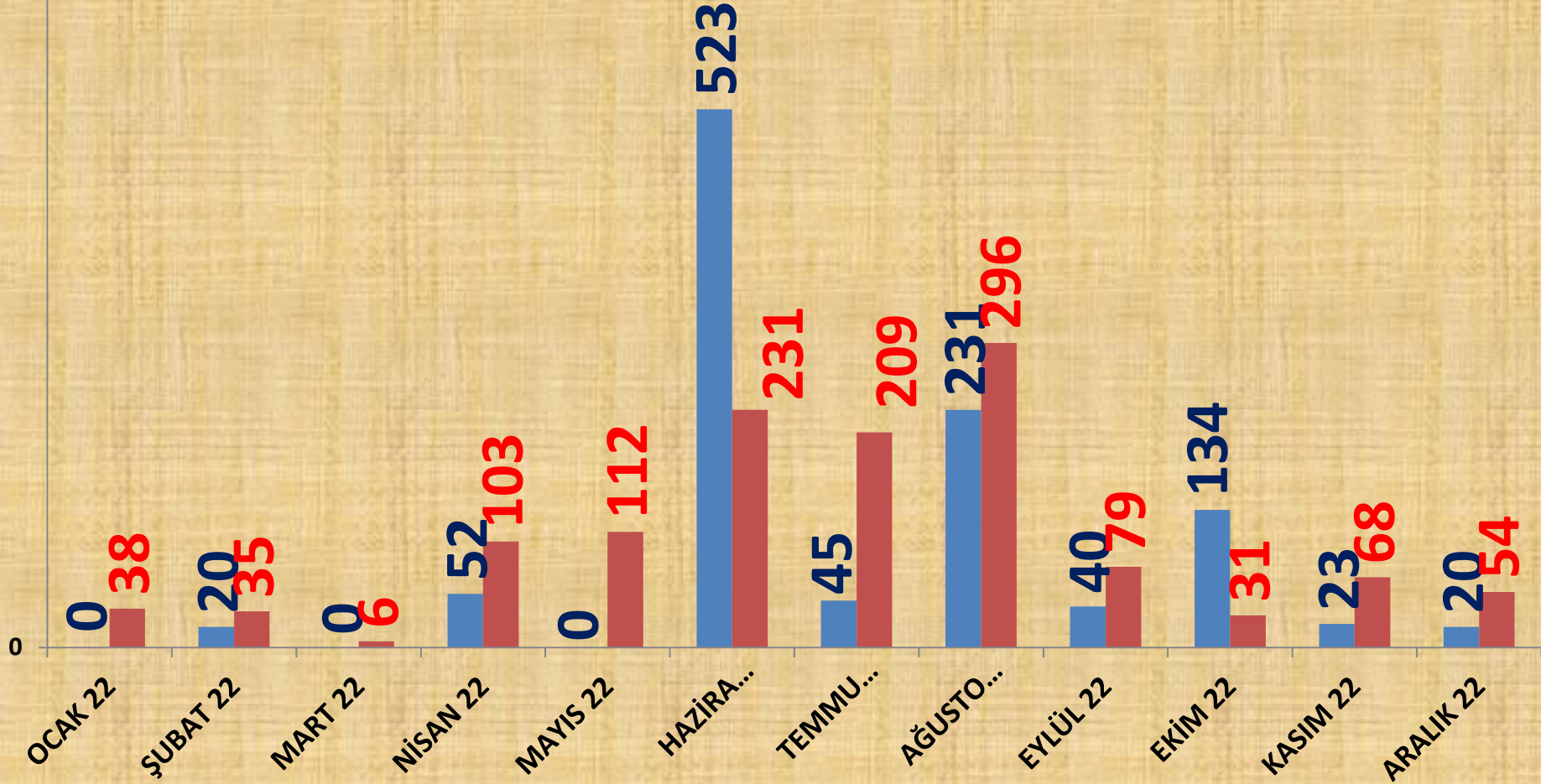


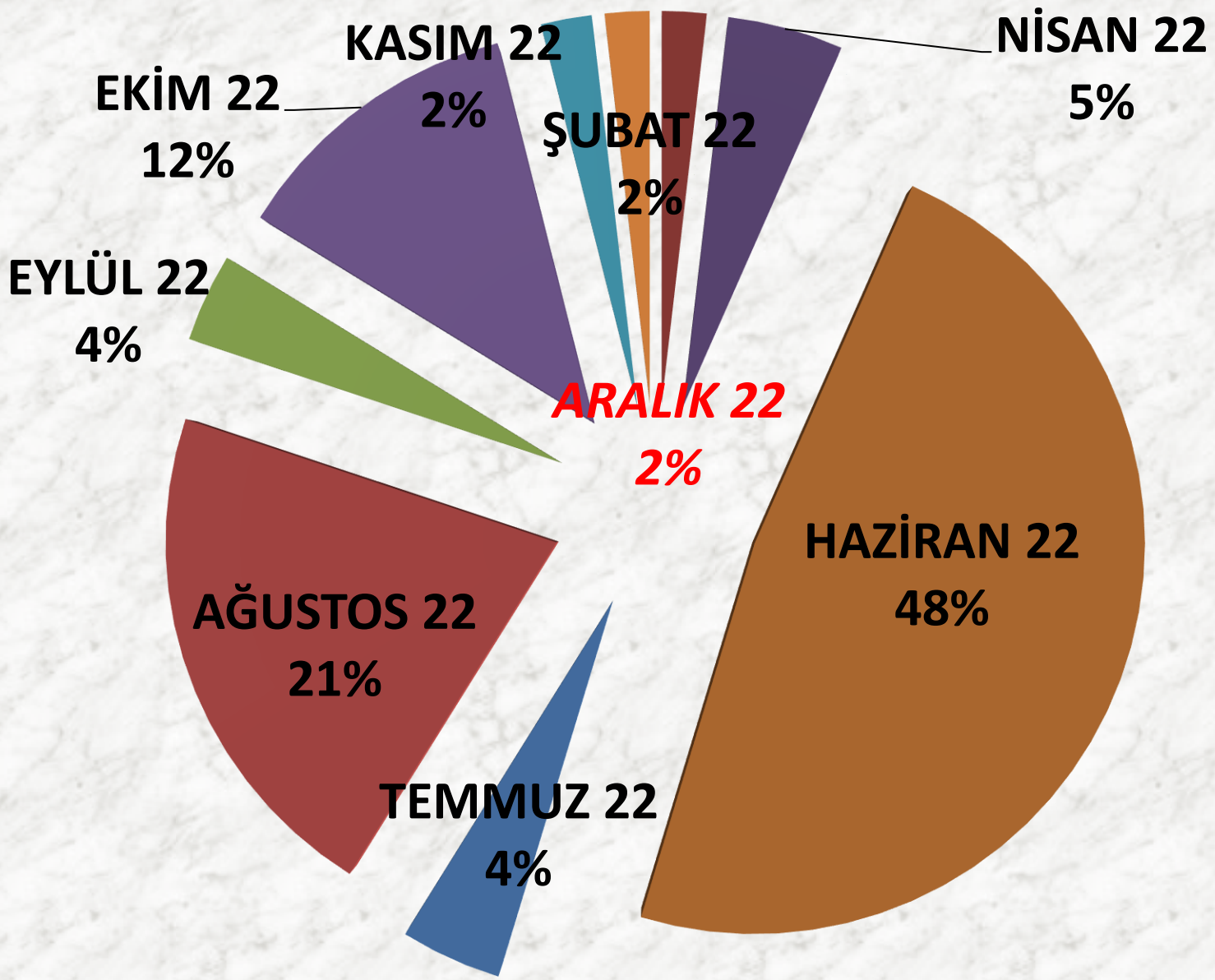
1000

AYLIK M. HAŞHAŞ İŞLEM MİKTARI (TON)

■ MTS

■ TTS



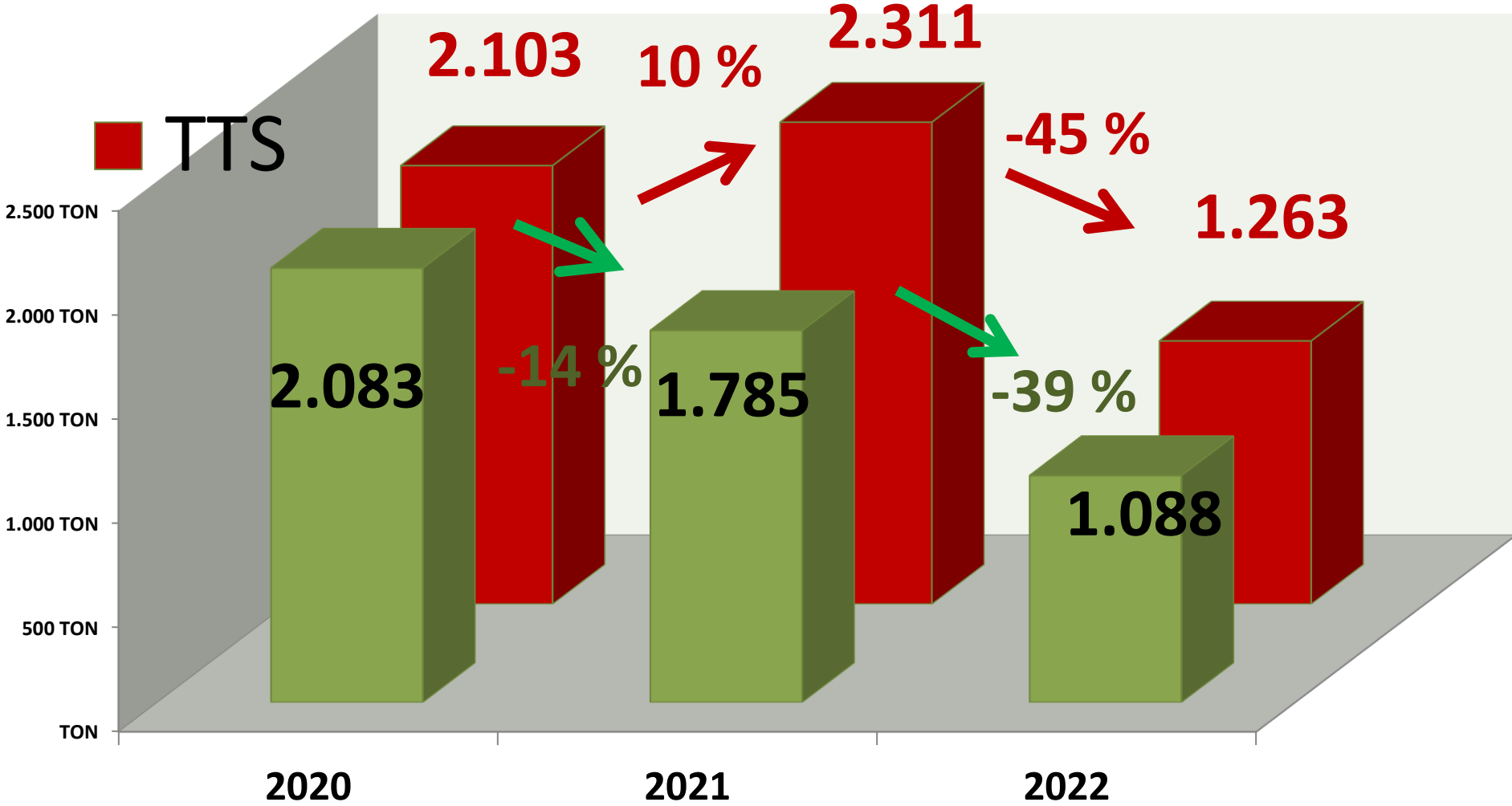


M. HAŞHAŞ MTS İŞLEM MİKTARI ORANLARI

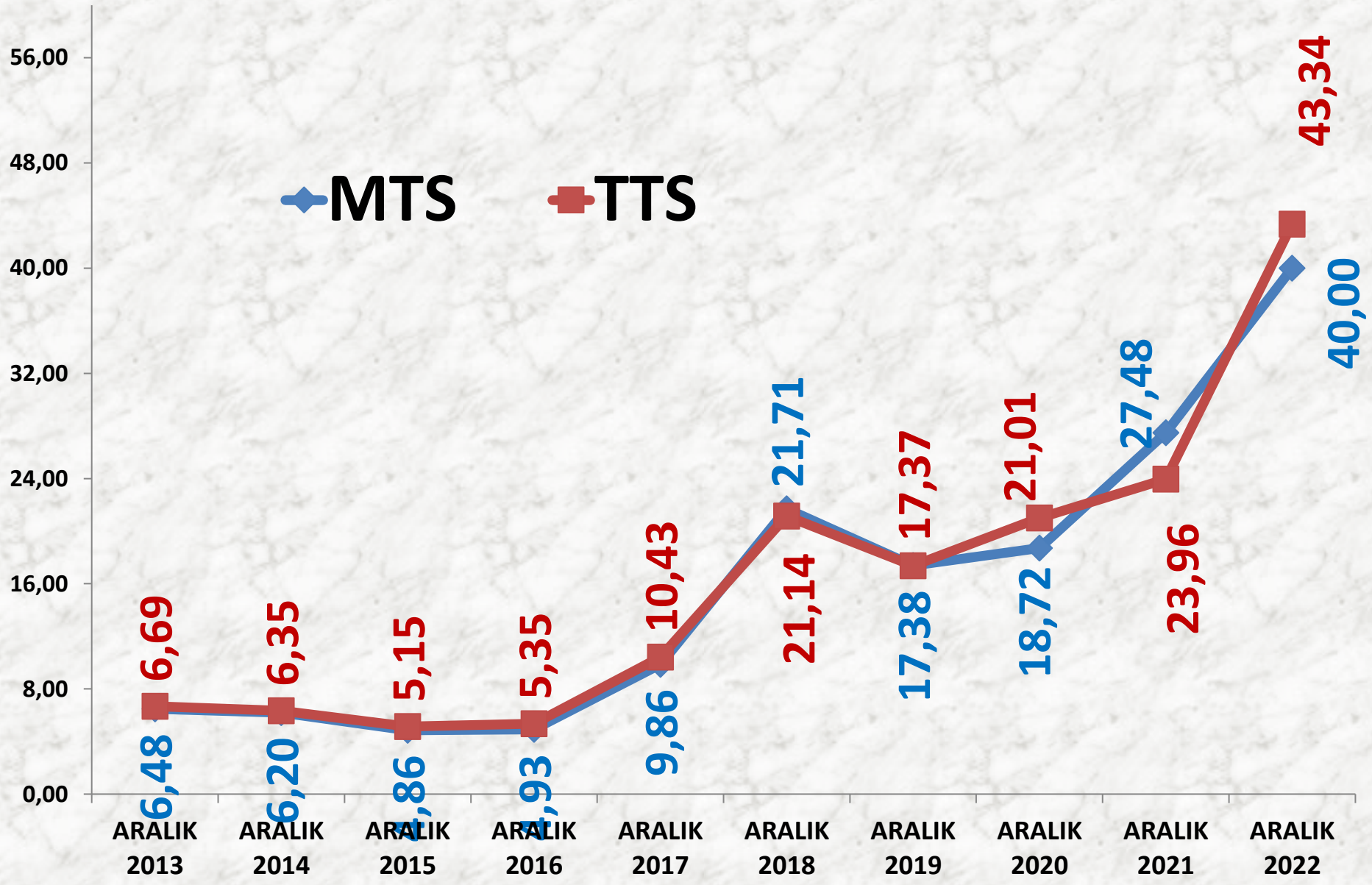
YILLIK TOPLAM M. HAŞHAŞ İŞLEM MİKTARI (TON)

■ MTS

■ TTS



ARALIK AYLARI M. HAŞHAŞ FİYAT TRENDİ (TL)



KÜTLÜ PAMUK

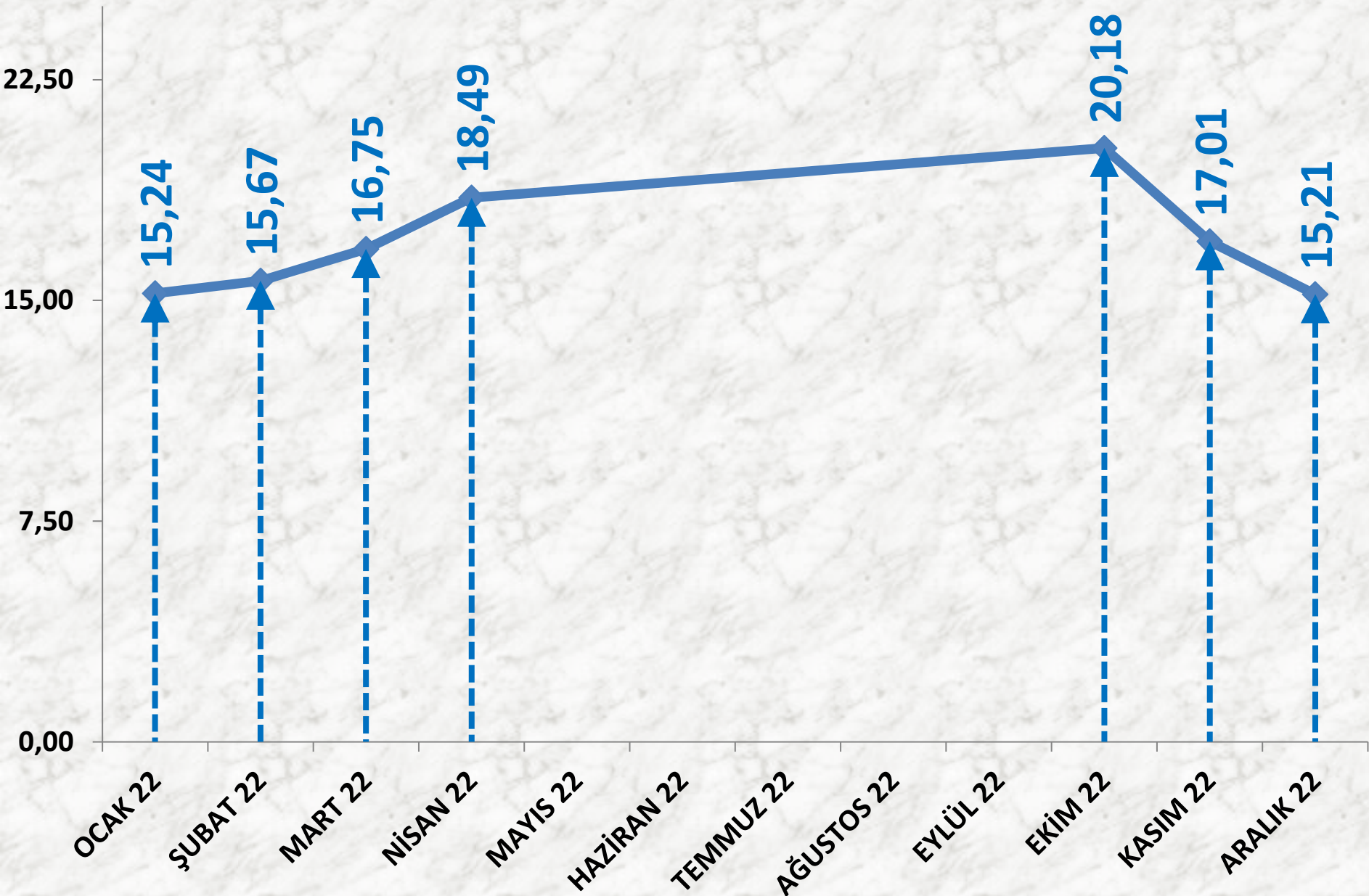
İŞLEM MİKTARI (TON)	2020 ARALIK	2021 ARALIK		2022 ARALIK	
MTS	11666 TON	-2%	11407 TON	36%	15544 TON

EN AZ FİYAT	2020 ARALIK	2021 ARALIK		2022 ARALIK	
MTS	5,03 TL	111%	10,61 TL	23%	13,00 TL

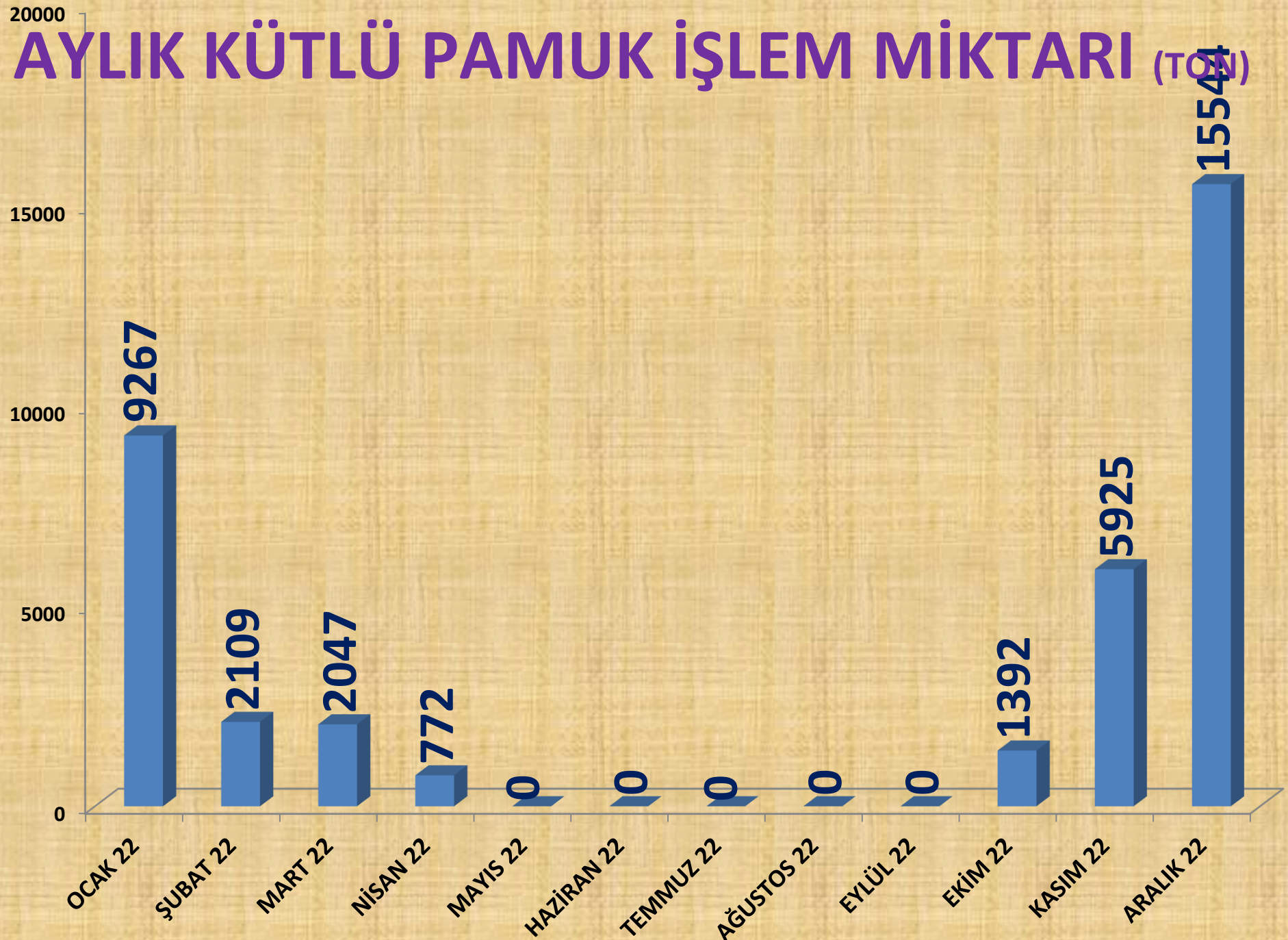
EN ÇOK FİYAT	2020 ARALIK	2021 ARALIK		2022 ARALIK	
MTS	6,50 TL	131%	15,00 TL	45%	21,77 TL

ORTALAMA FİYAT	2020 ARALIK	2021 ARALIK		2022 ARALIK	
MTS	5,63 TL	137%	13,32 TL	14%	15,21 TL

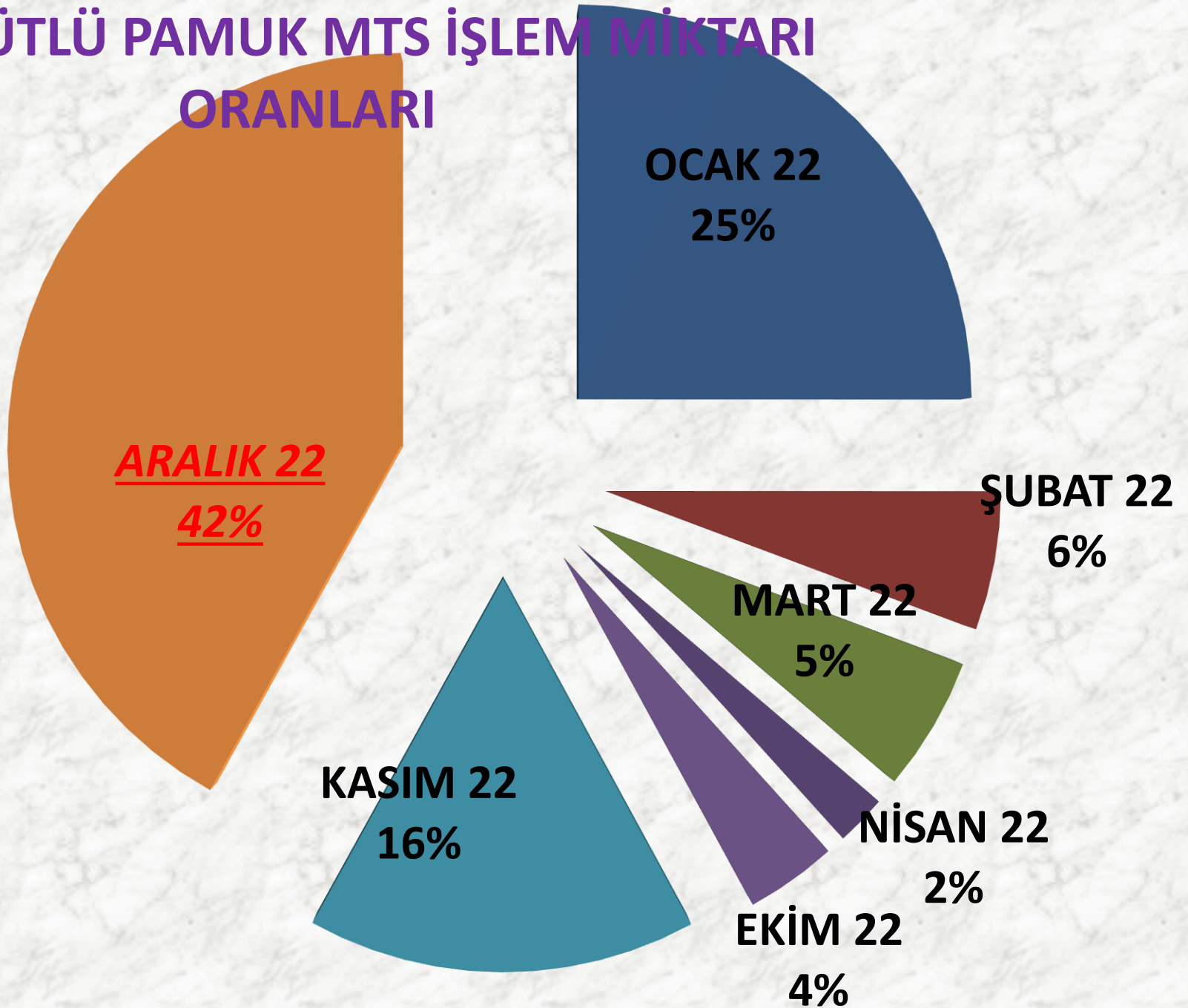
AYLIK KÜTLÜ PAMUK FİYAT TRENDİ (TL)



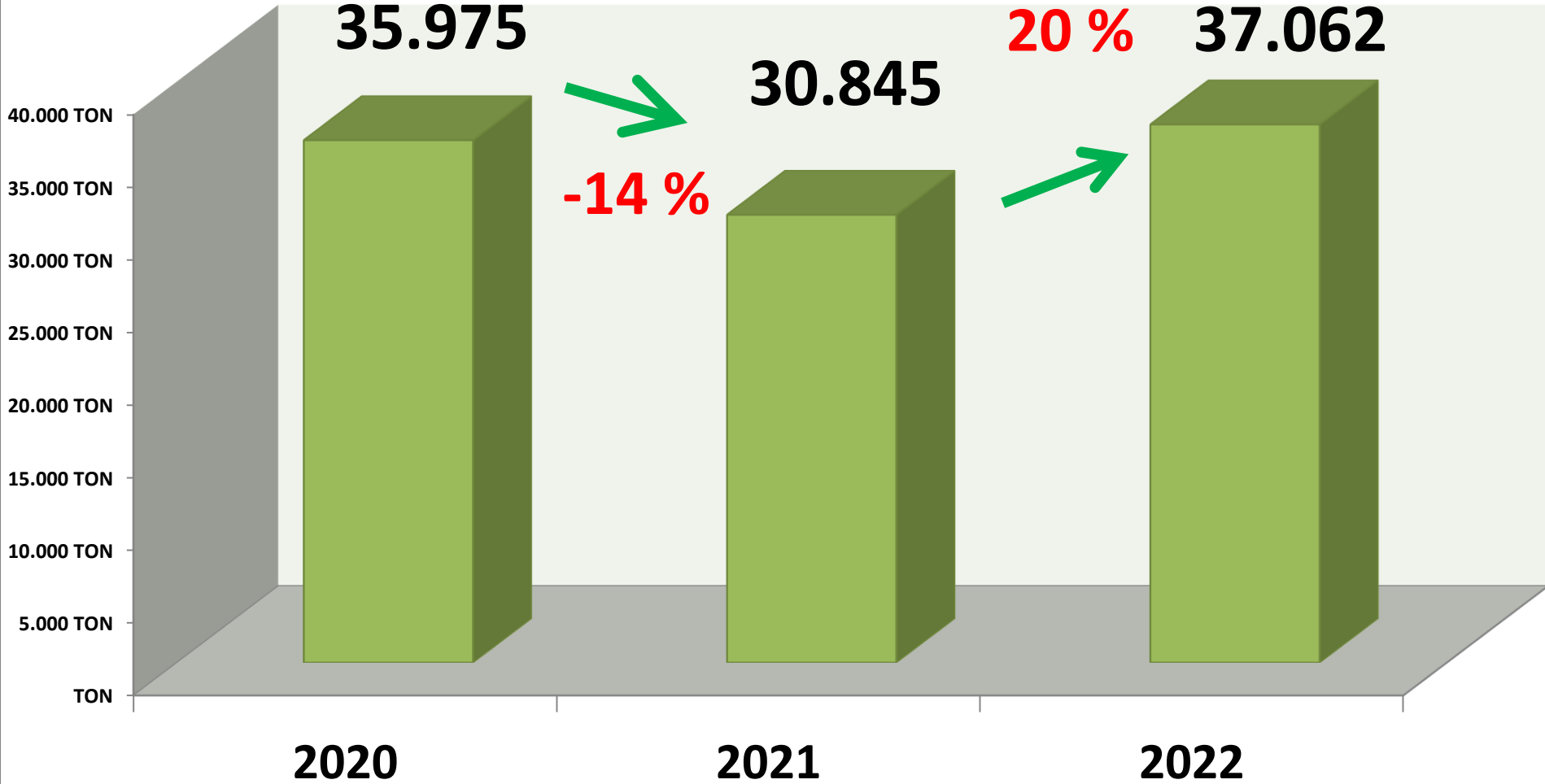
AYLIK KÜTLÜ PAMUK İŞLEM MİKTARI (TON)



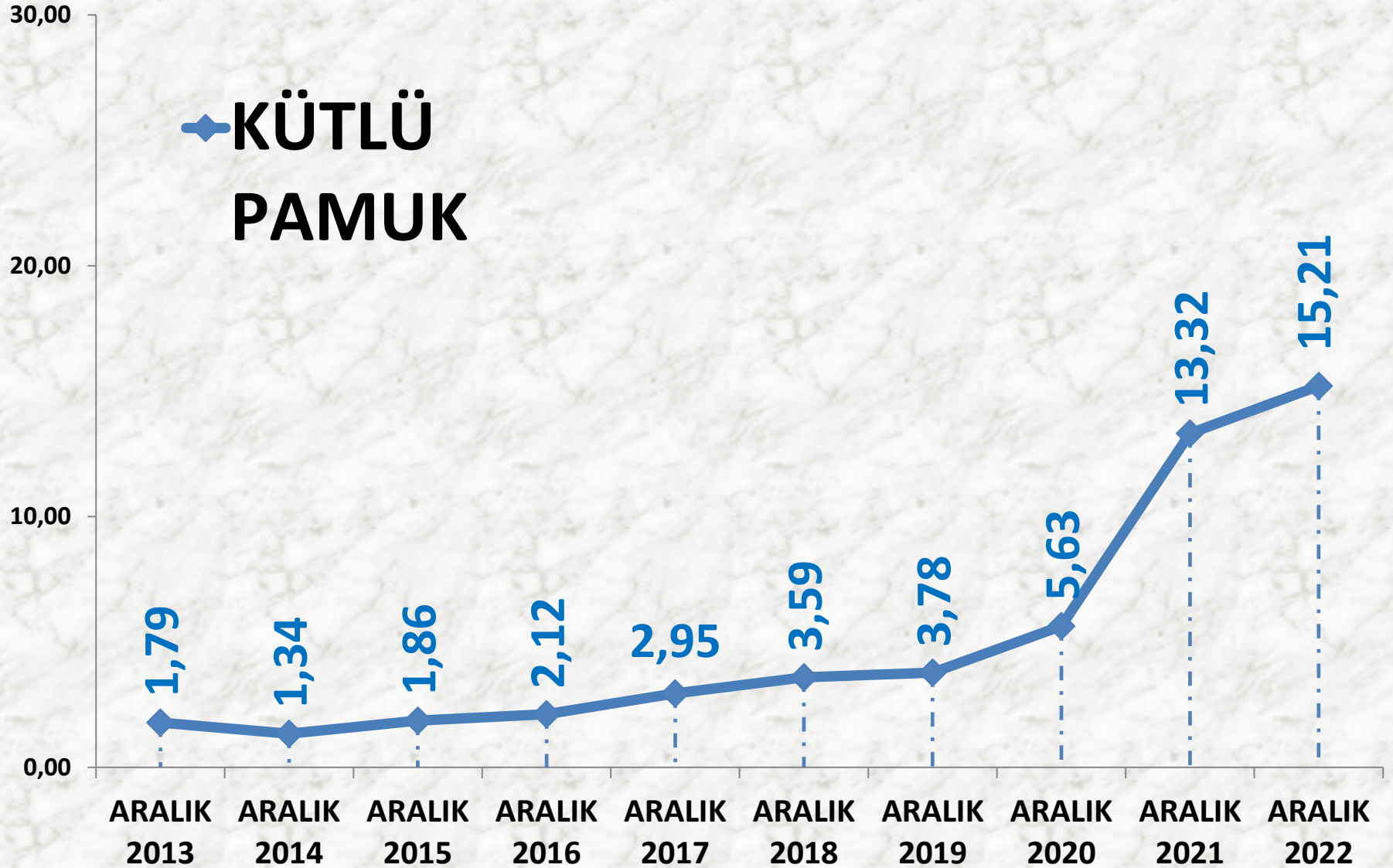
AYLIK KÜTLÜ PAMUK MTS İŞLEM MİKTARI ORANLARI



YILLIK TOPLAM KÜTLÜ PAMUK İŞLEM MİKTARI (TON)



ARALIK AYLARI K.PAMUK FİYAT TRENDİ (TL)



MAHLIÇ PAMUK

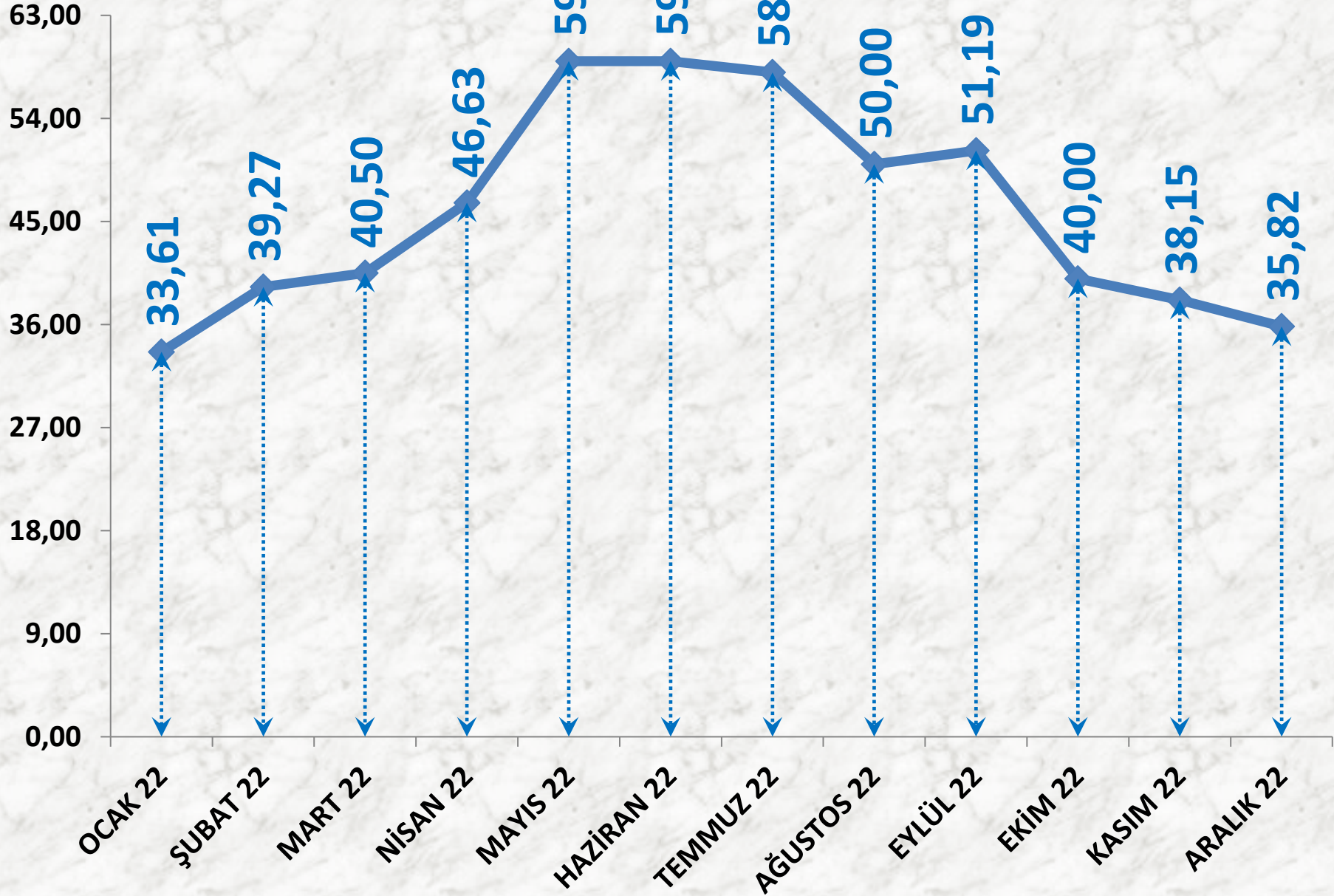
İŞLEM MİKTARI (TON)	2020 ARALIK	2021 ARALIK		2022 ARALIK	
TTS	1.861 TON	3%	1.909 TON	-80%	376 TON

EN AZ FİYAT	2020 ARALIK	2021 ARALIK		2022 ARALIK	
TTS	12,20 TL	113%	26,00 TL	35%	35,00 TL

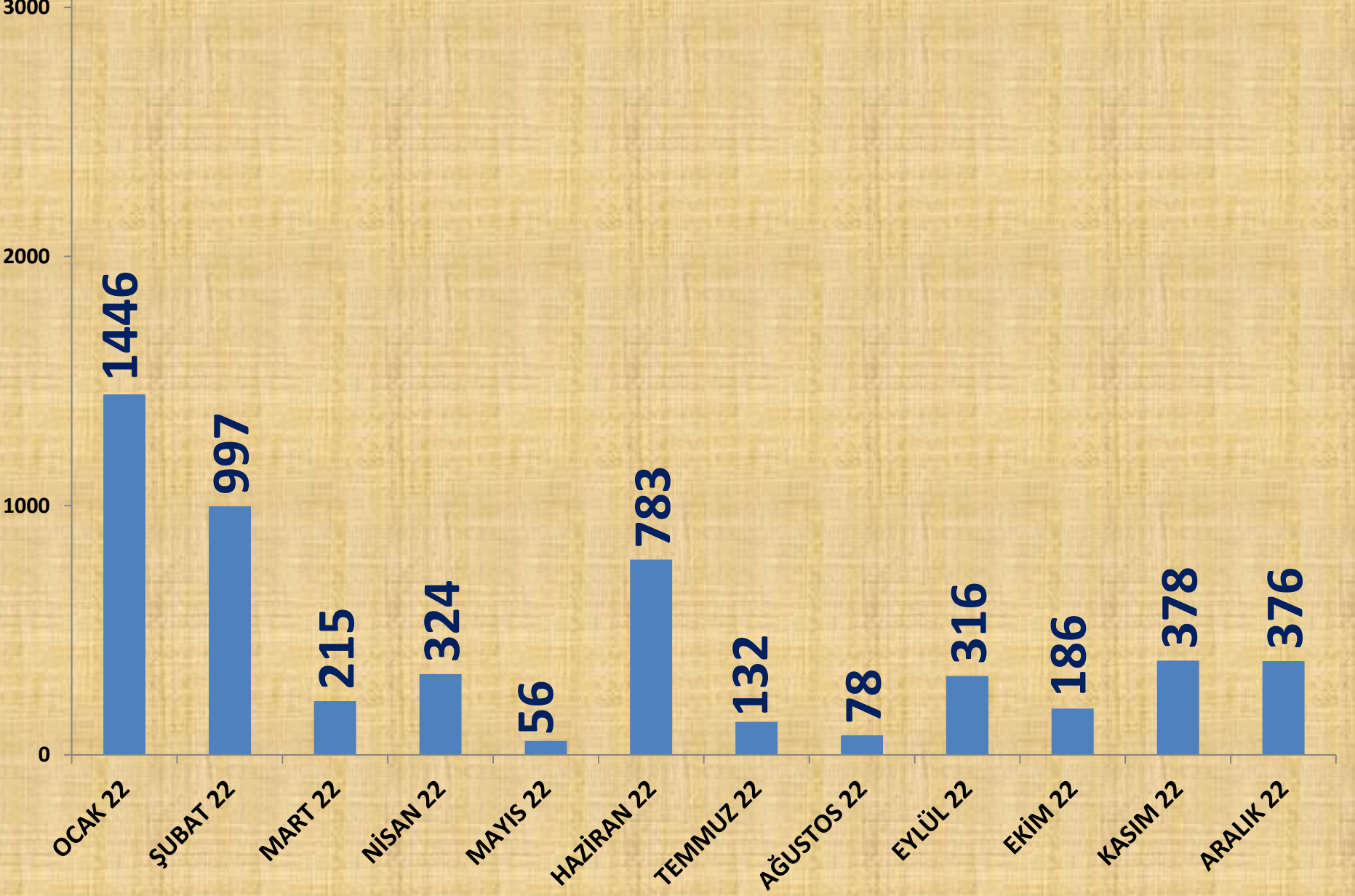
EN ÇOK FİYAT	2020 ARALIK	2021 ARALIK		2022 ARALIK	
TTS	13,20 TL	165%	35,00 TL	10%	38,50 TL

ORTALAMA FİYAT	2020 ARALIK	2021 ARALIK		2022 ARALIK	
TTS	12,73 TL	138%	30,28 TL	18%	35,82 TL

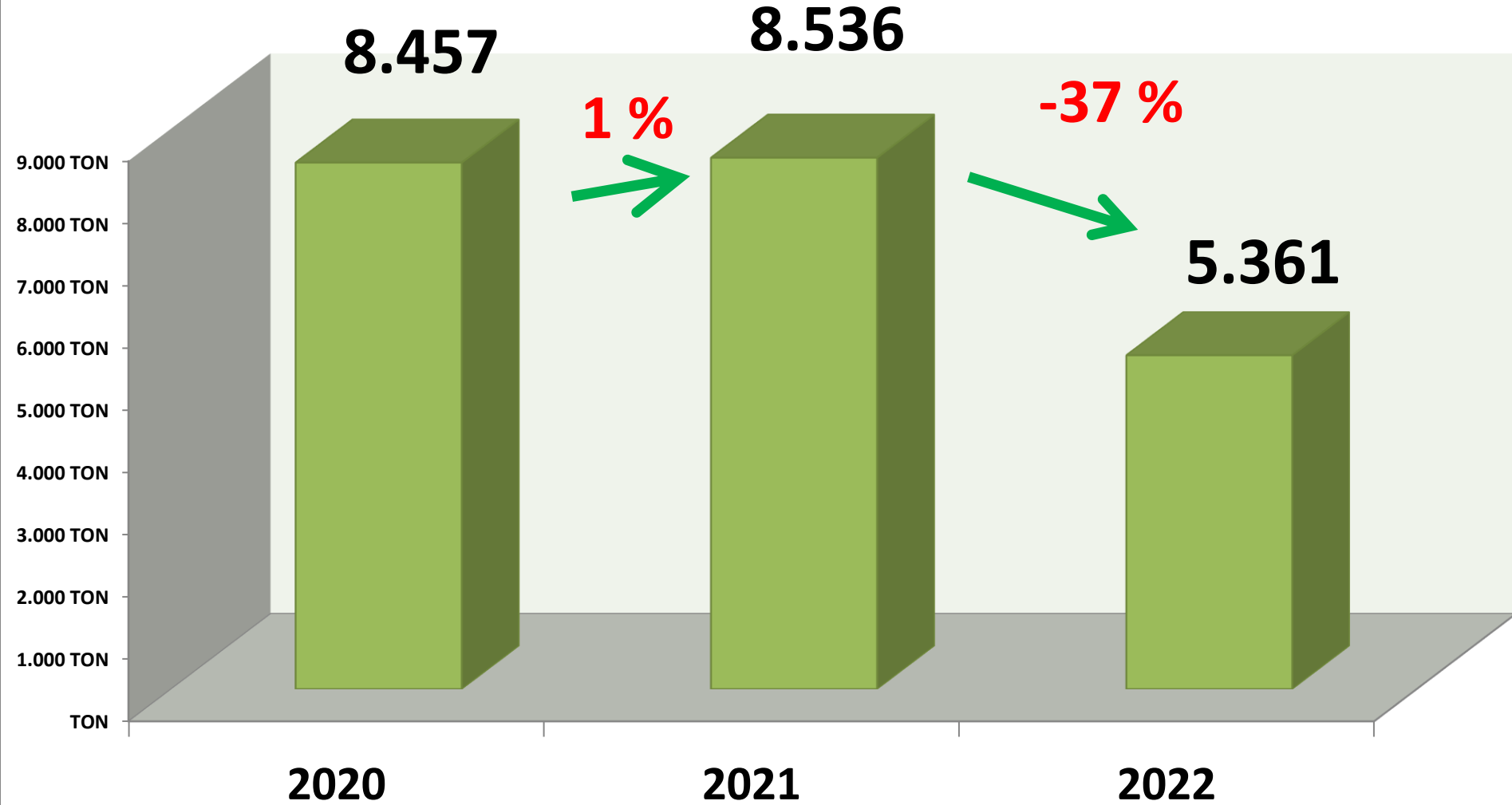
AYLIK MAHLIÇ PAMUK FİYAT TRENDİ (TL)



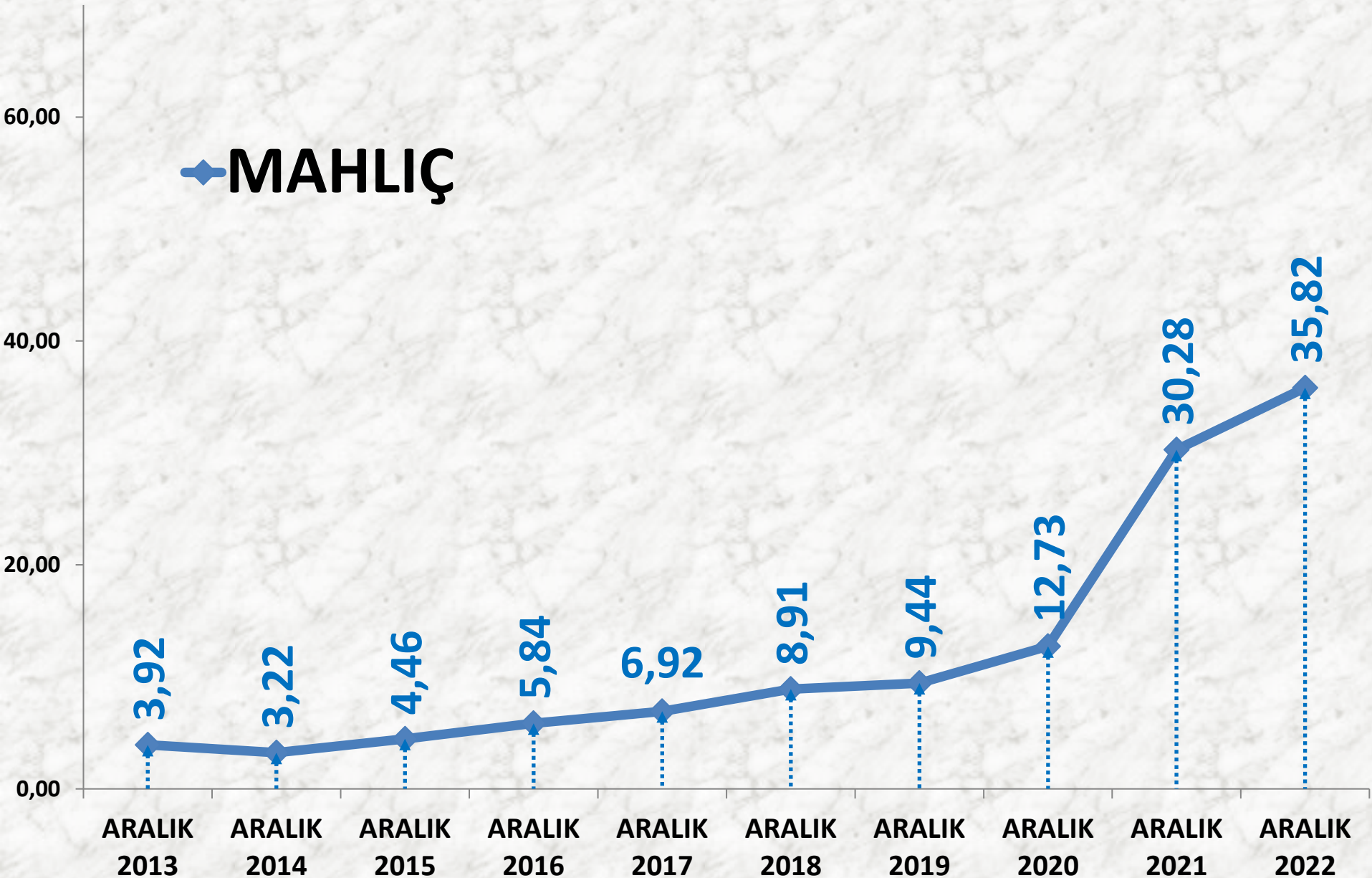
AYLIK MAHLIÇ PAMUK İŞLEM MİKTARI (TON)



YILLIK TOPLAM MAHLIÇ PAMUK İŞLEM MİKTARI (TON)



ARALIK AYLARI MAHLIÇ PAMUK FİYAT ORT. (TL)



KEKİK

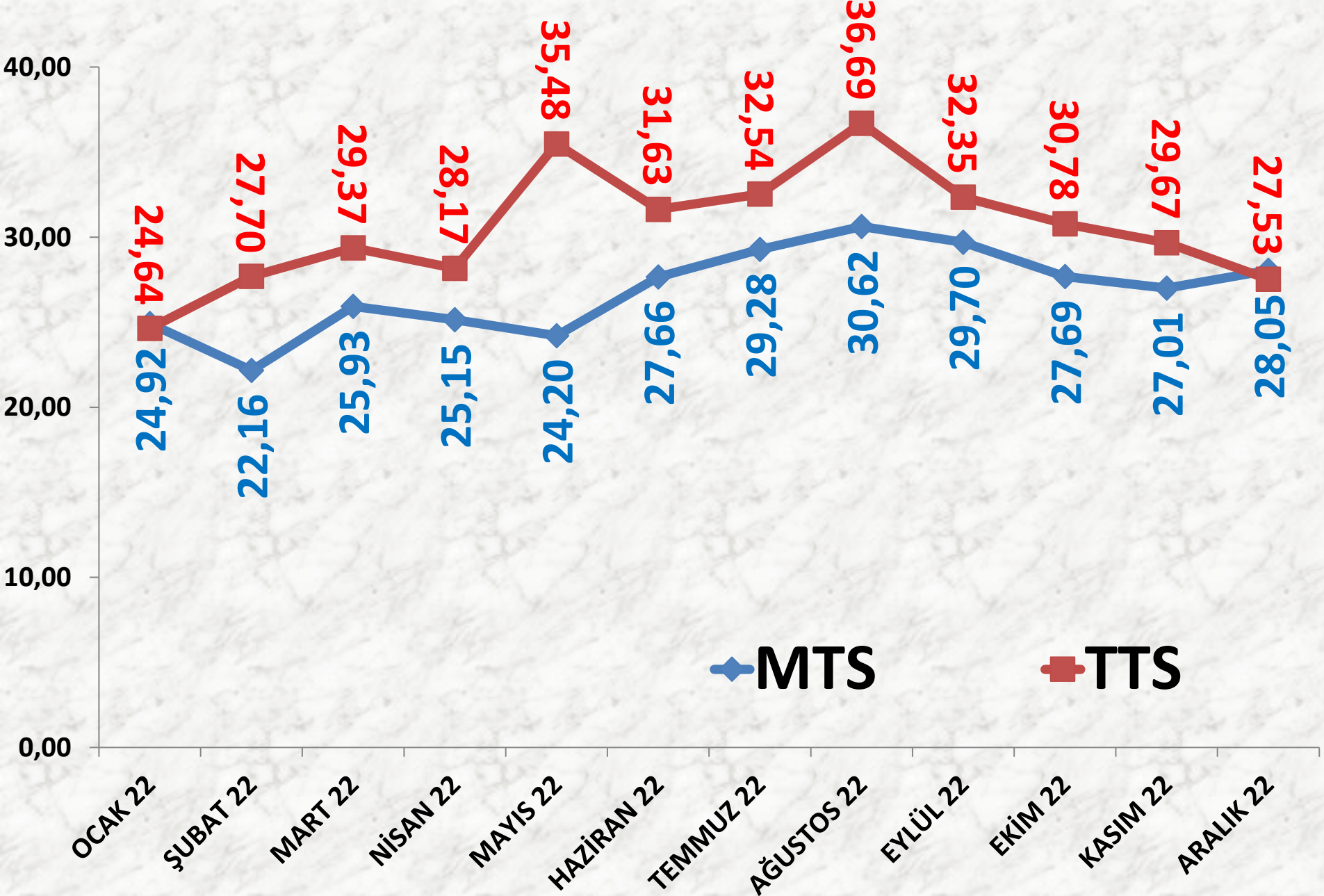
İŞLEM HACMI (TON)	2020 ARALIK	2021 ARALIK		2022 ARALIK	
MTS	524 TON	39%	730 TON	-36%	464 TON
TTS	599 TON	6%	636 TON	-60%	252 TON

EN AZ FİYAT	2020 ARALIK	2021 ARALIK		2022 ARALIK	
MTS	9,60 TL	48%	14,17 TL	0%	14,19 TL
TTS	9,30 TL	120%	20,50 TL	-27%	15,00 TL

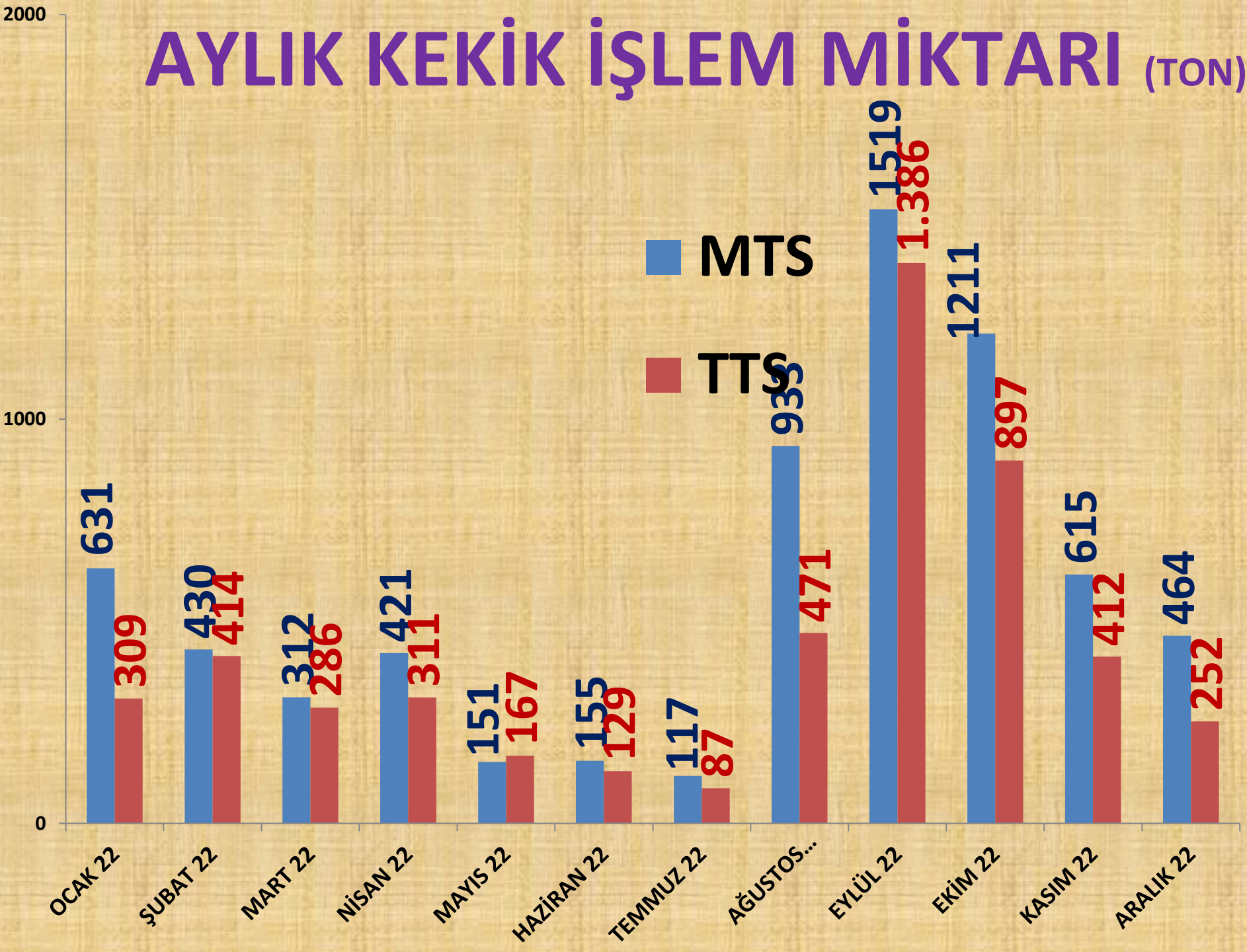
EN ÇOK FİYAT	2020 ARALIK	2021 ARALIK		2022 ARALIK	
MTS	11,42 TL	123%	25,51 TL	35%	34,43 TL
TTS	20,25 TL	116%	43,70 TL	18%	51,47 TL

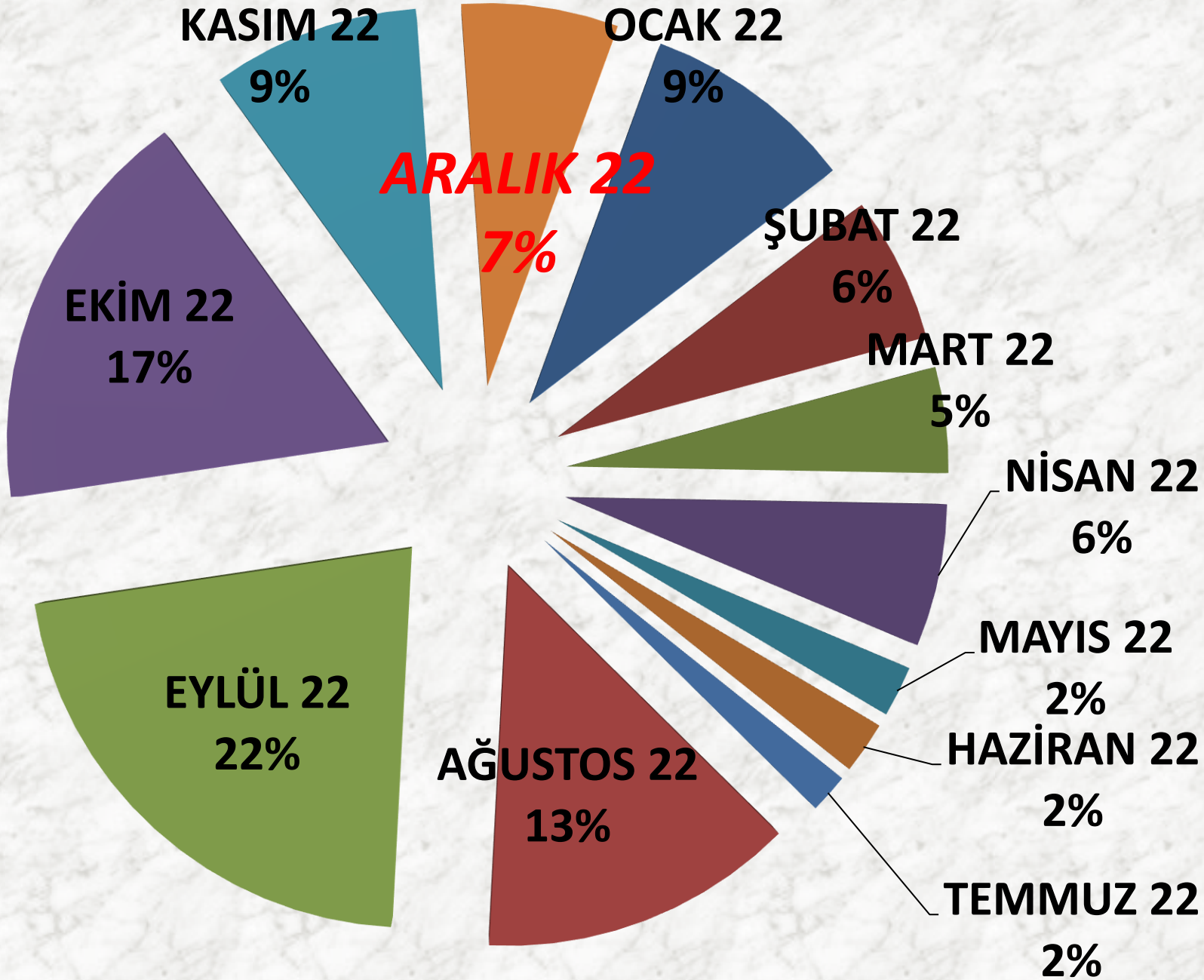
ORT. FİYAT	2020 ARALIK	2021 ARALIK		2022 ARALIK	
MTS	10,42 TL	100%	20,89 TL	34%	28,05 TL
TTS	12,08 TL	109%	25,20 TL	9%	27,53 TL

AYLIK KEKİK FİYAT TRENDİ (TL)



AYLIK KEKİK İŞLEM MİKTARI (TON)



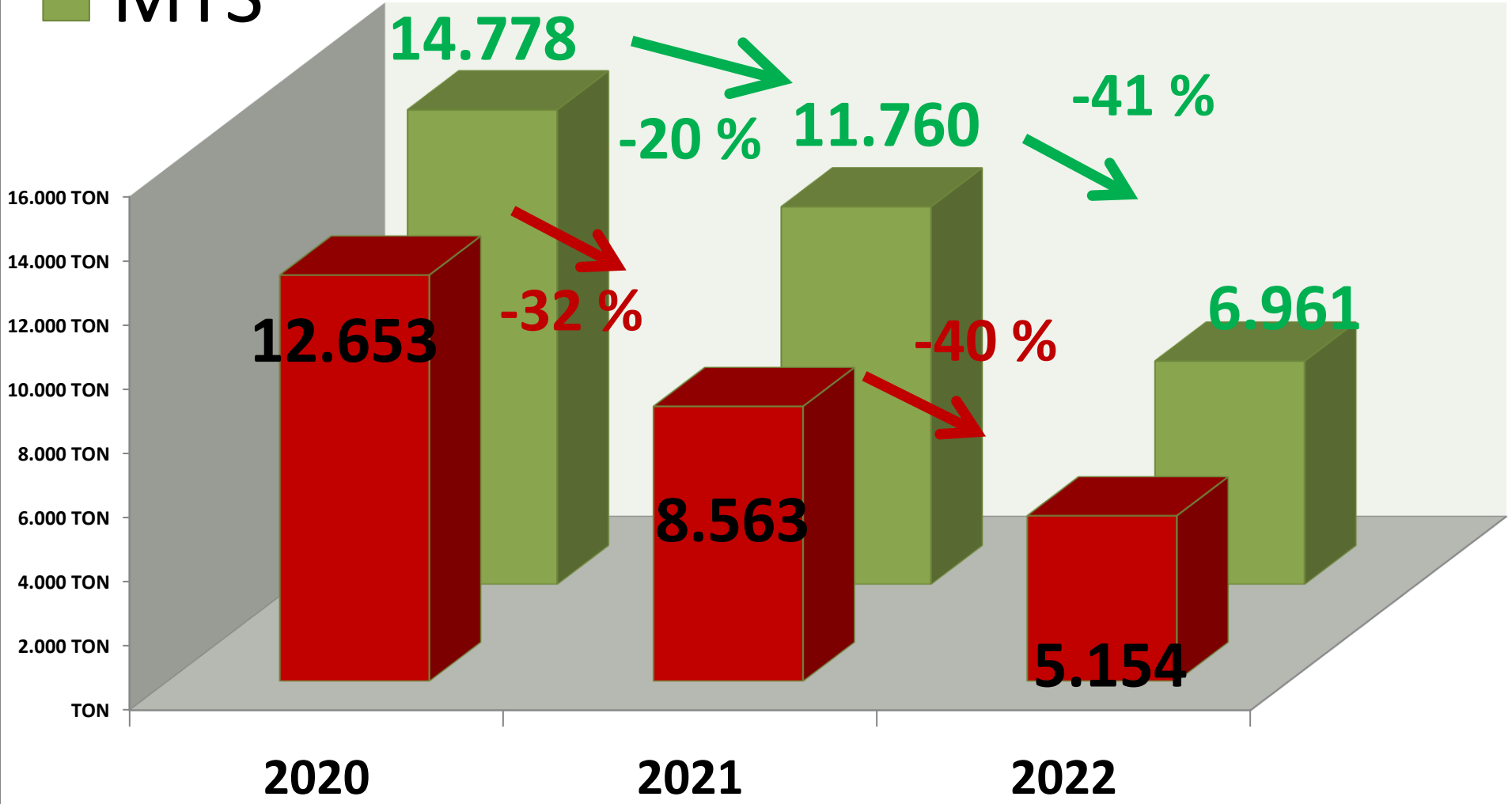


AYLIK KEKİK MTS İŞLEM MİKTARI ORANLARI

YILLIK TOPLAM KEKİK İŞLEM MİKTARI (TON)

TTS

MTS



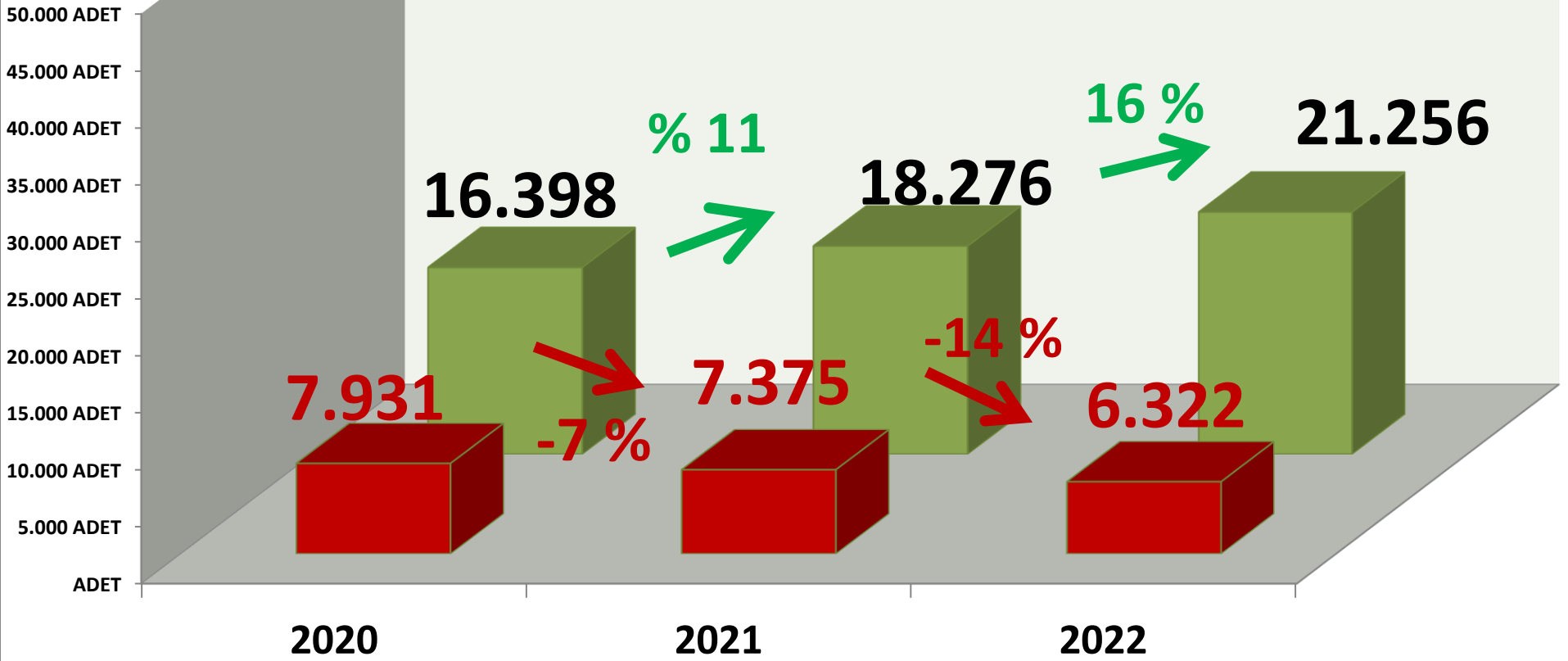
KASAPLIK CANLI HAYVAN

BÜYÜKBAŞ (ADET)	2020 ARALIK	2021 ARALIK		2022 ARALIK	
MTS	1447 ADET	-2%	1417 ADET	19%	1686 ADET
TTS	536 ADET	65%	885 ADET	-55%	396 ADET

KÜÇÜKBAŞ (ADET)	2020 ARALIK	2021 ARALIK		2022 ARALIK	
MTS	3271 ADET	-13%	2852 ADET	47%	4204 ADET
TTS	216 ADET	216%	682 ADET	-76%	165 ADET

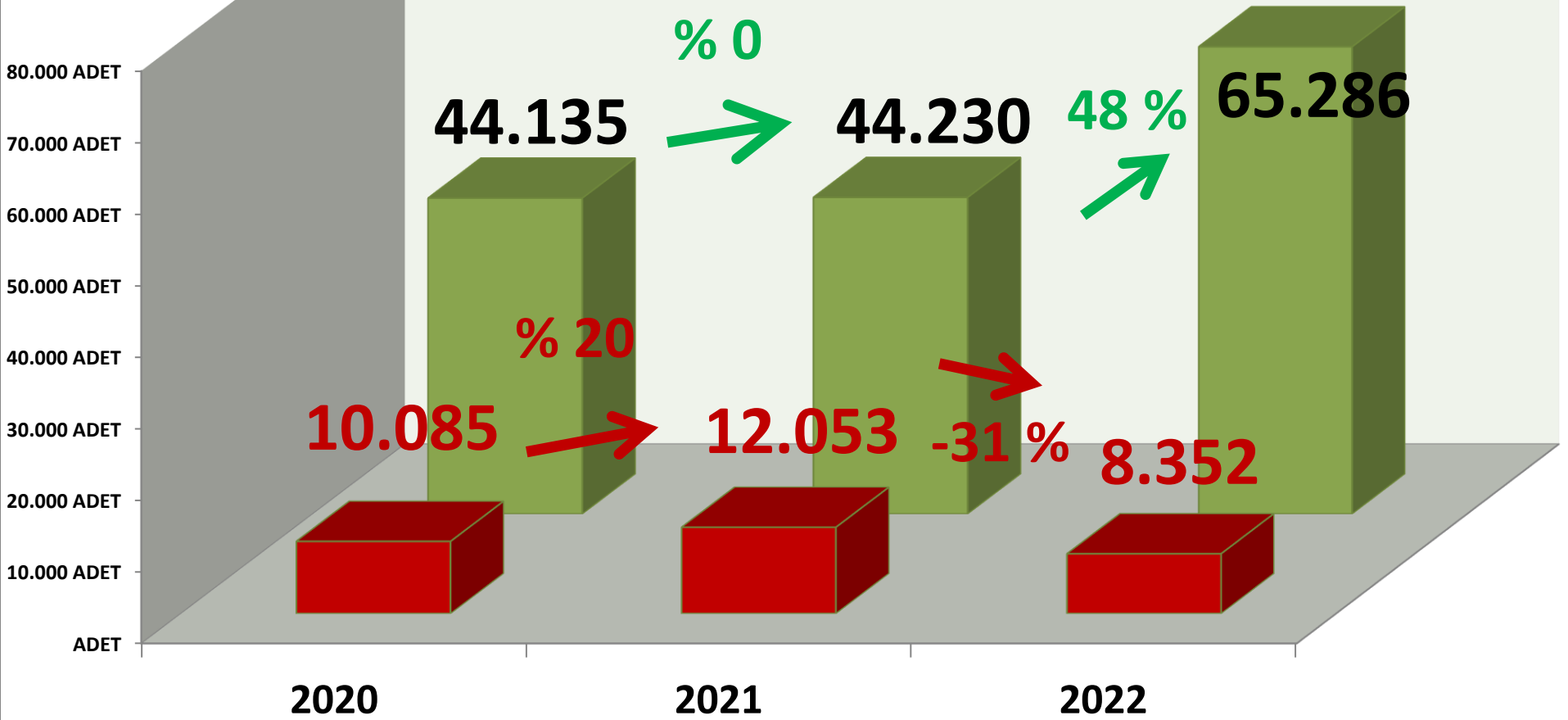
TTS YILLIK TOPLAM BÜYÜKBAŞ İŞLEM (ADET)

■ TTS
■ MTS



TTS YILLIK TOPLAM KÜÇÜKBAŞ İŞLEM (ADET)

■ MTS





DINLEDİĞİNİZ İÇİN
TEŞEKKÜR EDERİM

RECEP MENGİ

