

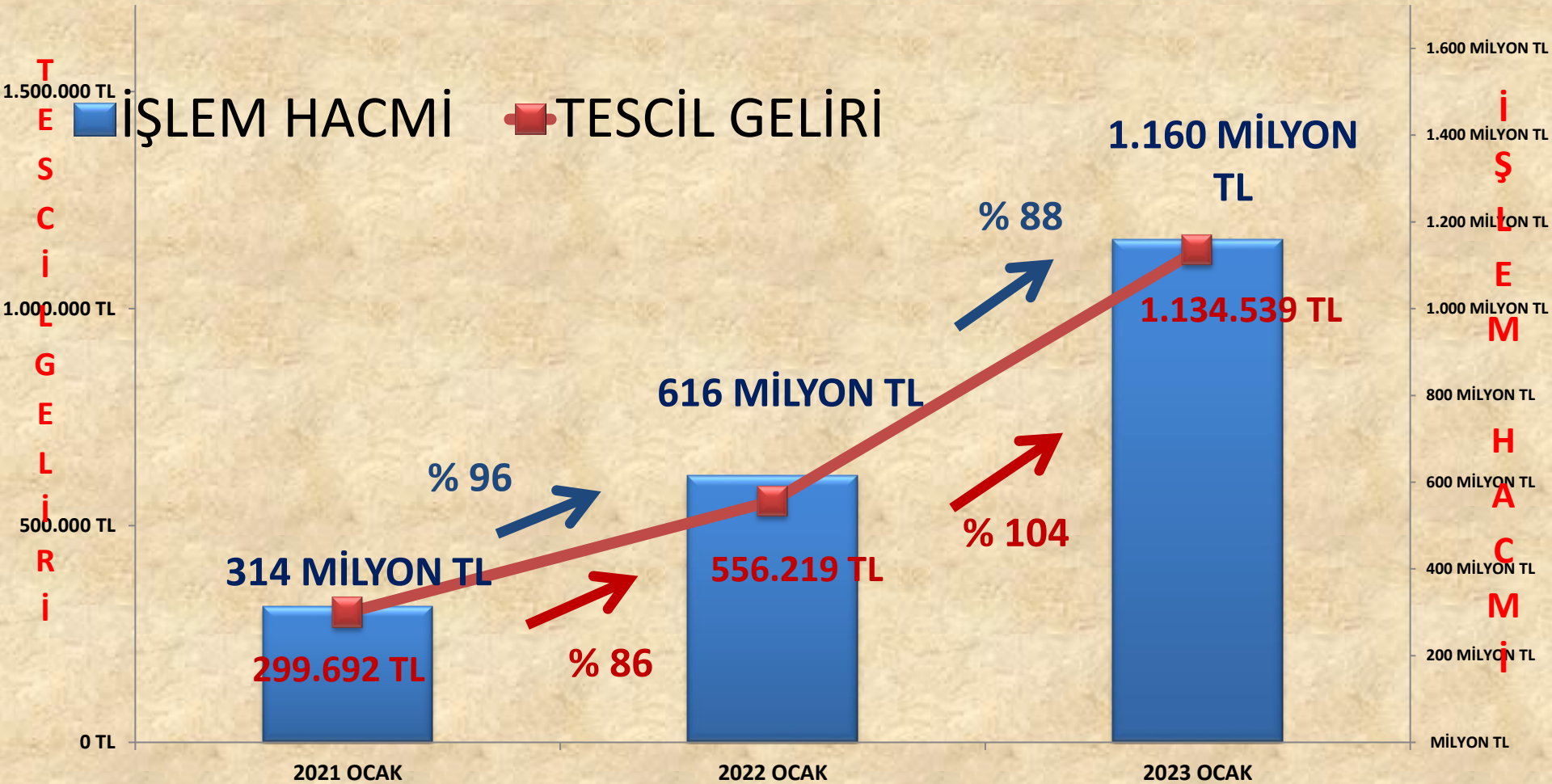


OCAK 2023 TESCİL SUNUMU



İŞLEM HACMİ VE TESCİL GELİRİ VERİLERİ

	2021 OCAK		2022 OCAK		2023 OCAK
İŞLEM HACMİ	314 MİLYON TL	96%	616 MİLYON TL	88%	1.160 MİLYON TL
TESCİL GELİRİ	299.692 TL	86%	556.219 TL	104%	1.134.539 TL



2022 OCAK

ÜRÜN GRUBU	Miktar(kg./lt/adet)	Tutar(TL)
BAKLİYAT VE MAMÜLLERİ	308.085	4.893.157
BİTKİSEL YAĞLAR	3.250	136.990
KOTASYON DIŞI ÜRÜNLER	40.833.539	218.230.449
HAM DERİLER VE BAĞIRSAKLAR	28.724	274.538
HAYVANSAL YAĞLAR	496	28.362
HUBUBAT .	7.806.483	26.307.866
HUBUBAT MAMÜLLERİ	125.625	504.520
KASAPLIK CANLI HAYVANLAR	6.823	38.778.937
KURU MEYVELER	879.928	19.177.851
KÜSPELER	0	0
ORMAN MAHSÜLLERİ	499.740	3.390.499
TEKSTİL HAMMADDELERİ	10.713.449	189.837.078
YAĞLI TOHUMLAR	8.197.692	114.187.381
TOPLAM	69.403.833	615.747.629

	2023 OCAK	
ÜRÜN GRUBU	Miktar(kg./lt/adet)	Tutar(TL)
BAKLİYAT VE MAMÜLLERİ	721.687	21.832.983
BİTKİSEL YAĞLAR	30.805	2.424.671
KOTASYON DIŞI ÜRÜNLER	36.985.119	445.050.585
HAM DERİLER VE BAĞIRSAKLAR	18.485	287.458
HAYVANSAL YAĞLAR	64	8.723
HUBUBAT .	68.453.049	268.805.346
HUBUBAT MAMÜLLERİ	244.305	1.659.815
KASAPLIK CANLI HAYVANLAR	7.492	84.860.172
KURU MEYVELER	843.331	25.877.199
KÜSPELER	0	0
ORMAN MAHSÜLLERİ	171.606	3.713.792
TEKSTİL HAMMADDELERİ	11.033.917	188.413.536
YAĞLI TOHUMLAR	6.045.513	116.687.106
TOPLAM	124.555.372	1.159.621.385

2022 -2023 OCAK DEĞİŞİM

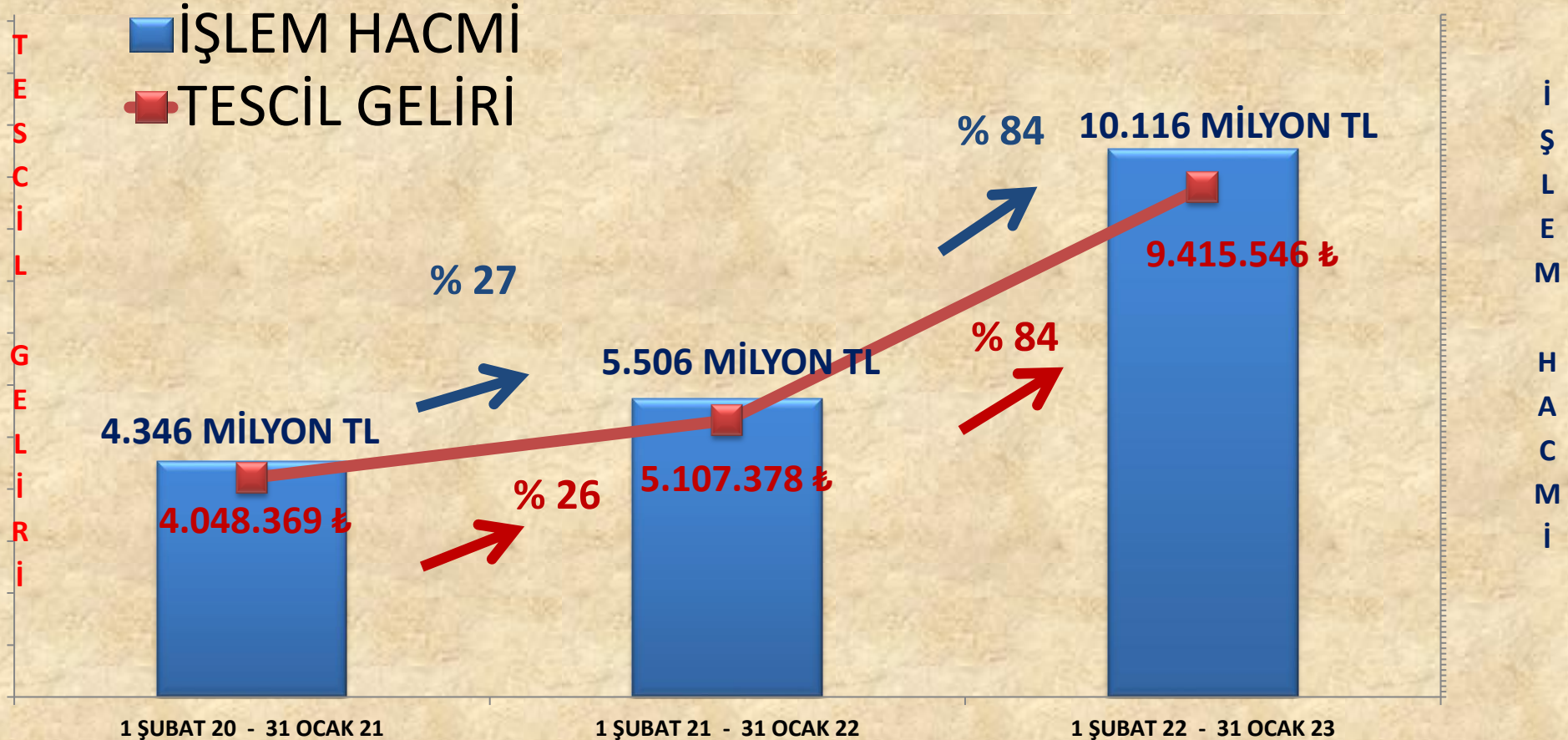
ÜRÜN GRUBU	Miktar(kg./lt/adet)	Tutar(TL)
BAKLİYAT VE MAMÜLLERİ	413.602	16.939.826
BİTKİSEL YAĞLAR	27.555	2.287.681
KOTASYON DIŞI ÜRÜNLER	-3.848.420	226.820.135
HAM DERİLER VE BAĞIRSAKLAR	-10.239	12.920
HAYVANSAL YAĞLAR	-432	-19.639
HUBUBAT .	60.646.566	242.497.479
HUBUBAT MAMÜLLERİ	118.680	1.155.295
KASAPLIK CANLI HAYVANLAR	669	46.081.234
KURU MEYVELER	-36.597	6.699.348
KÜSPELER	0	0
ORMAN MAHSÜLLERİ	-328.134	323.293
TEKSTİL HAMMADDELERİ	320.468	-1.423.542
YAĞLI TOHUMLAR	-2.152.179	2.499.725
TOPLAM	55.151.539	543.873.756

2022 – 2023 OCAK DEĞİŞİM ORANI

ÜRÜN GRUBU	Miktar(kg./lt/adet)	Tutar(TL)
BAKLİYAT VE MAMÜLLERİ	134%	346%
BİTKİSEL YAĞLAR	848%	1670%
KOTASYON DIŞI ÜRÜNLER	-9%	104%
HAM DERİLER VE BAĞIRSAKLAR	-36%	5%
HAYVANSAL YAĞLAR	-87%	-69%
HUBUBAT .	777%	922%
HUBUBAT MAMÜLLERİ	94%	229%
KASAPLIK CANLI HAYVANLAR	10%	119%
KURU MEYVELER	-4%	35%
KÜSPELER	-	-
ORMAN MAHSÜLLERİ	-66%	10%
TEKSTİL HAMMADDELERİ	3%	-1%
YAĞLI TOHUMLAR	-26%	2%
TOPLAM	79%	88%

İŞLEM HACMİ VE TESCİL GELİRİ VERİLERİ

	1 ŞUBAT 20 - 31 OCAK 21		1 ŞUBAT 21 - 31 OCAK 22		1 ŞUBAT 22 - 31 OCAK 23
İŞLEM HACMİ	4.346 MİLYON TL	27%	5.506 MİLYON TL	84%	10.116 MİLYON TL
TESCİL GELİRİ	4.048.369 TL	26%	5.107.378 TL	84%	9.415.546 TL



1 ŞUBAT 2021 – 31 OCAK 2022

	Miktar(kg./lt/adet)	Tutar(TL)
BAKLİYAT VE MAMÜLLERİ	7.019.014	60.087.147
BİTKİSEL YAĞLAR	20.447	434.193
KOTASYON DIŞI ÜRÜNLER	881.006.970	2.689.602.169
HAM DERİLER VE BAĞIRSAKLAR	985.885	1.704.564
HAYVANSAL YAĞLAR	11.723	402.867
HUBUBAT .	216.032.617	498.511.211
HUBUBAT MAMÜLLERİ	3.476.490	8.706.351
KASAPLIK CANLI HAYVANLAR	83.151	323.091.057
KURU MEYVELER	25.645.916	350.558.110
KÜSPELER	654.570	1.116.426
MEYVE ÇEKİRDEKLERİ	174.227	653.747
ORMAN MAHSÜLLERİ	4.775.297	28.002.216
TEKSTİL HAMMADDELERİ	41.011.165	619.998.990
YAĞLI TOHUMLAR	77.625.158	922.861.965
TOPLAM	1.258.522.628	5.505.731.013

1 ŞUBAT 2022 – 31 OCAK 2023

	Miktar(kg./lt/adet)	Tutar(TL)
BAKLİYAT VE MAMÜLLERİ	6.398.221	134.492.196
BİTKİSEL YAĞLAR	4.250	151.990
KOTASYON DIŞI ÜRÜNLER	627.608.520	4.011.937.606
HAM DERİLER VE BAĞIRSAKLAR	409.250	5.766.015
HAYVANSAL YAĞLAR	2.675	161.706
HUBUBAT .	337.345.315	1.822.349.601
HUBUBAT MAMÜLLERİ	3.609.743	22.069.371
KASAPLIK CANLI HAYVANLAR	103.136	633.450.892
KURU MEYVELER	22.542.772	600.318.823
KÜSPELER	0	0
MEYVE ÇEKİRDEKLERİ	156.902	1.573.827
ORMAN MAHSÜLLERİ	3.573.335	40.650.289
TEKSTİL HAMMADDELERİ	42.423.740	873.616.218
YAĞLI TOHUMLAR	86.008.421	1.425.656.322
TOPLAM	1.130.186.280	9.572.194.856

1 ŞUBAT – 31 OCAK 2022 /2023 DEĞİŞİM

	Miktar(kg./lt/adet)	Tutar(TL)
BAKLİYAT VE MAMÜLLERİ	-207.191	91.344.875
BİTKİSEL YAĞLAR	11.359	2.005.477
KOTASYON DIŞI ÜRÜNLER	-257.246.458	1.549.231.848
HAM DERİLER VE BAĞIRSAKLAR	-586.873	4.074.371
HAYVANSAL YAĞLAR	-9.480	-260.799
HUBUBAT	181.959.264	1.566.335.869
HUBUBAT MAMÜLLERİ	251.933	14.518.315
KASAPLIK CANLI HAYVANLAR	20.654	356.441.069
KURU MEYVELER	-3.139.741	256.460.061
KÜSPELER	-654.570	-1.116.426
MEYVE ÇEKİRDEKLERİ	-17.325	920.080
ORMAN MAHSÜLLERİ	-1.530.095	12.971.366
TEKSTİL HAMMADDELERİ	1.733.044	252.193.686
YAĞLI TOHUMLAR	6.231.084	505.294.083
TOPLAM	-73.184.397	4.610.413.874

1 ŞUBAT – 31 OCAK 2022 - 23 % DEĞİŞİM

	Miktar(kg./lt/adet)	Tutar(TL)
BAKLİYAT VE MAMÜLLERİ	-3%	152%
BİTKİSEL YAĞLAR	56%	462%
KOTASYON DIŞI ÜRÜNLER	-29%	58%
HAM DERİLER VE BAĞIRSAKLAR	-60%	239%
HAYVANSAL YAĞLAR	-81%	-65%
HUBUBAT .	84%	314%
HUBUBAT MAMÜLLERİ	7%	167%
KASAPLIK CANLI HAYVANLAR	25%	110%
KURU MEYVELER	-12%	73%
KÜSPELER	-100%	-100%
MEYVE ÇEKİRDEKLERİ	-10%	141%
ORMAN MAHSÜLLERİ	-32%	46%
TEKSTİL HAMMADDELERİ	4%	41%
YAĞLI TOHUMLAR	8%	55%
TOPLAM	-6%	84%

ARPA

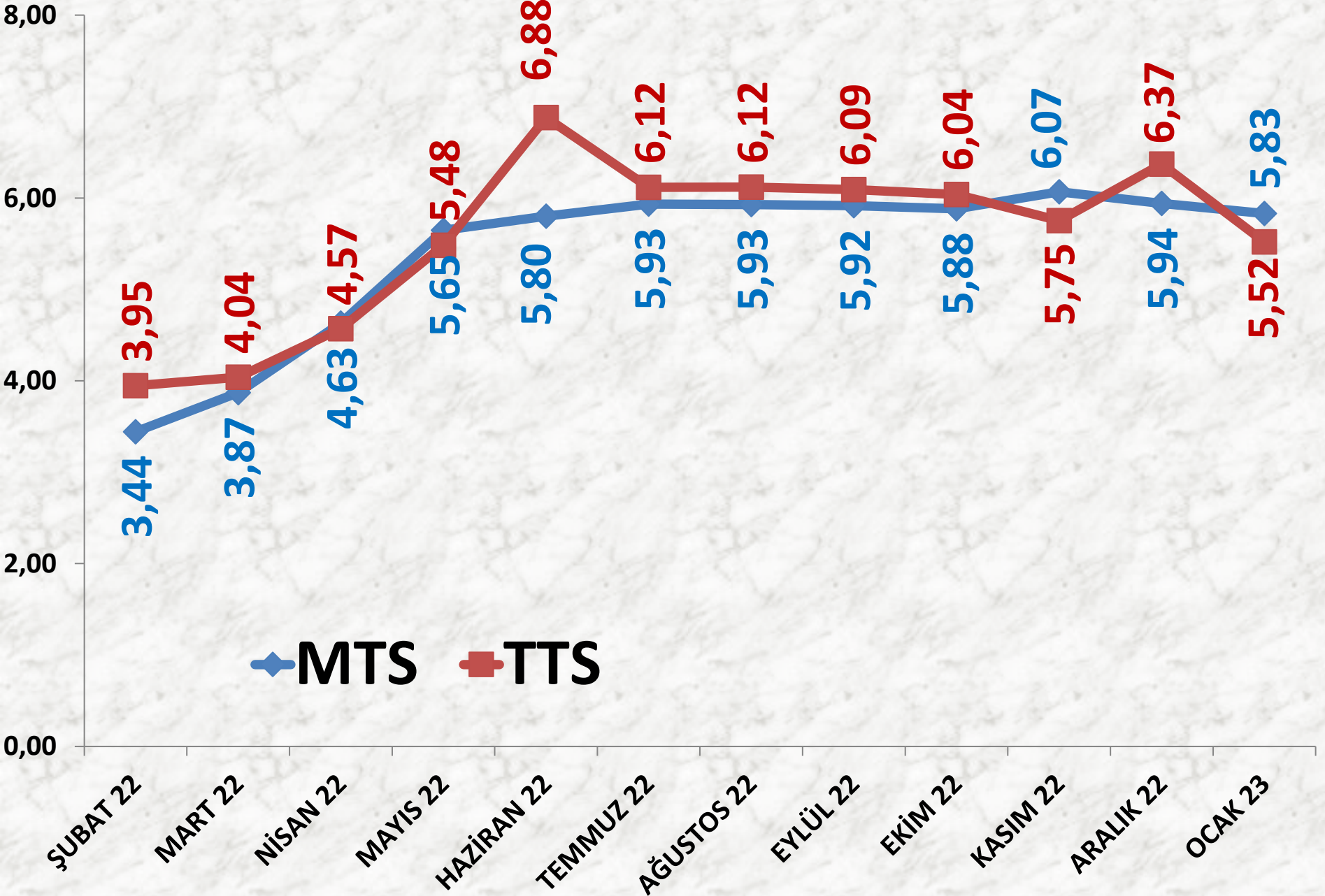
İŞLEM HACMİ (TON)	2021 OCAK		2022 OCAK		2023 OCAK	
MTS	616 TON	-46%	332 TON	175%	915 TON	
TTS	414 TON	-100%	0	-	7.266 TON	

EN AZ FİYAT	2021 OCAK		2022 OCAK		2023 OCAK	
MTS	1,25 TL	44%	1,80 TL	134%	4,21 TL	
TTS	1,29 TL	-	-	-	5,35 TL	

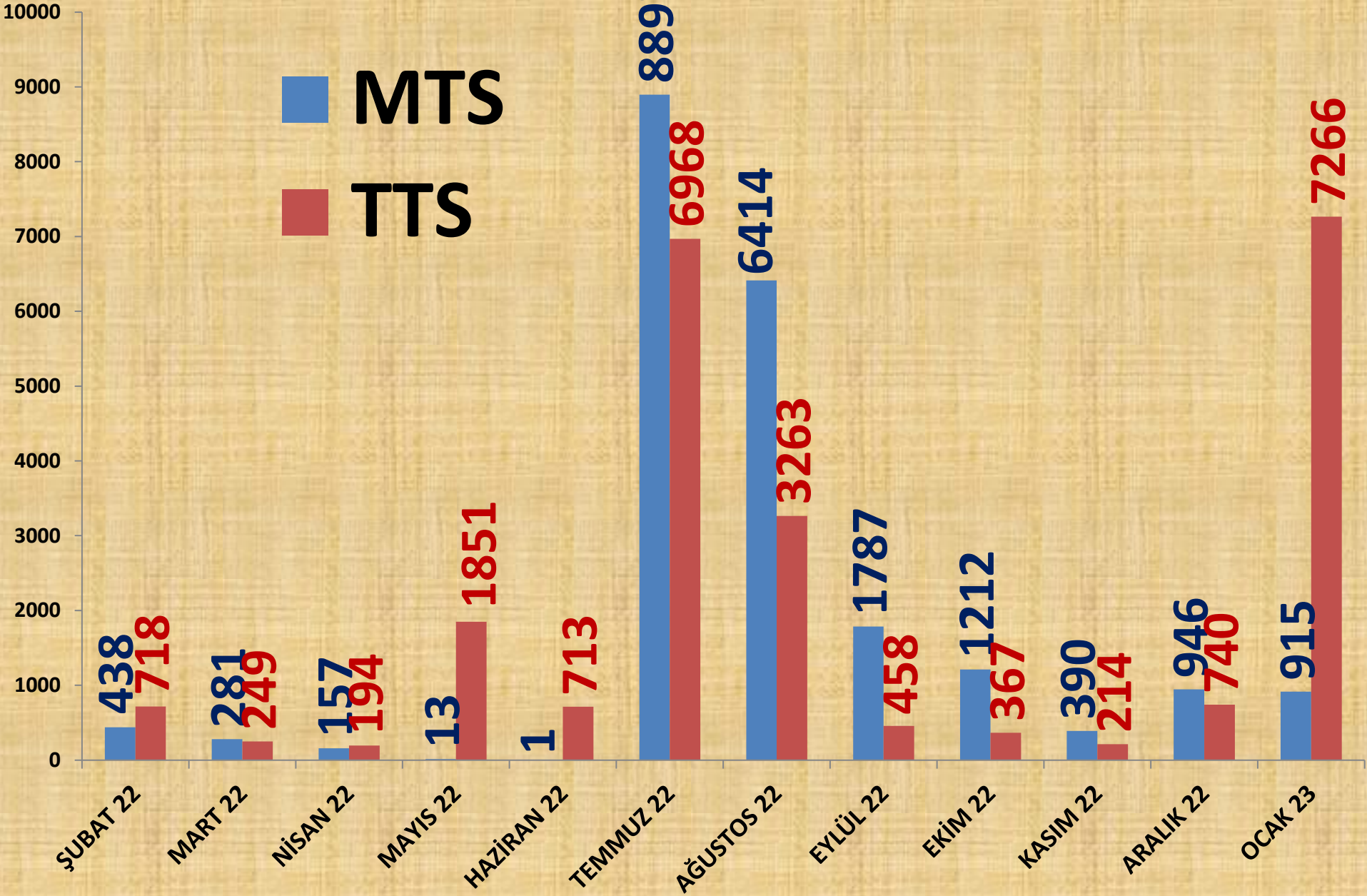
EN ÇOK FİYAT	2021 OCAK		2022 OCAK		2023 OCAK	
MTS	1,75 TL	129%	4,00 TL	66%	6,63 TL	
TTS	1,85 TL	-	-	-	6,40 TL	

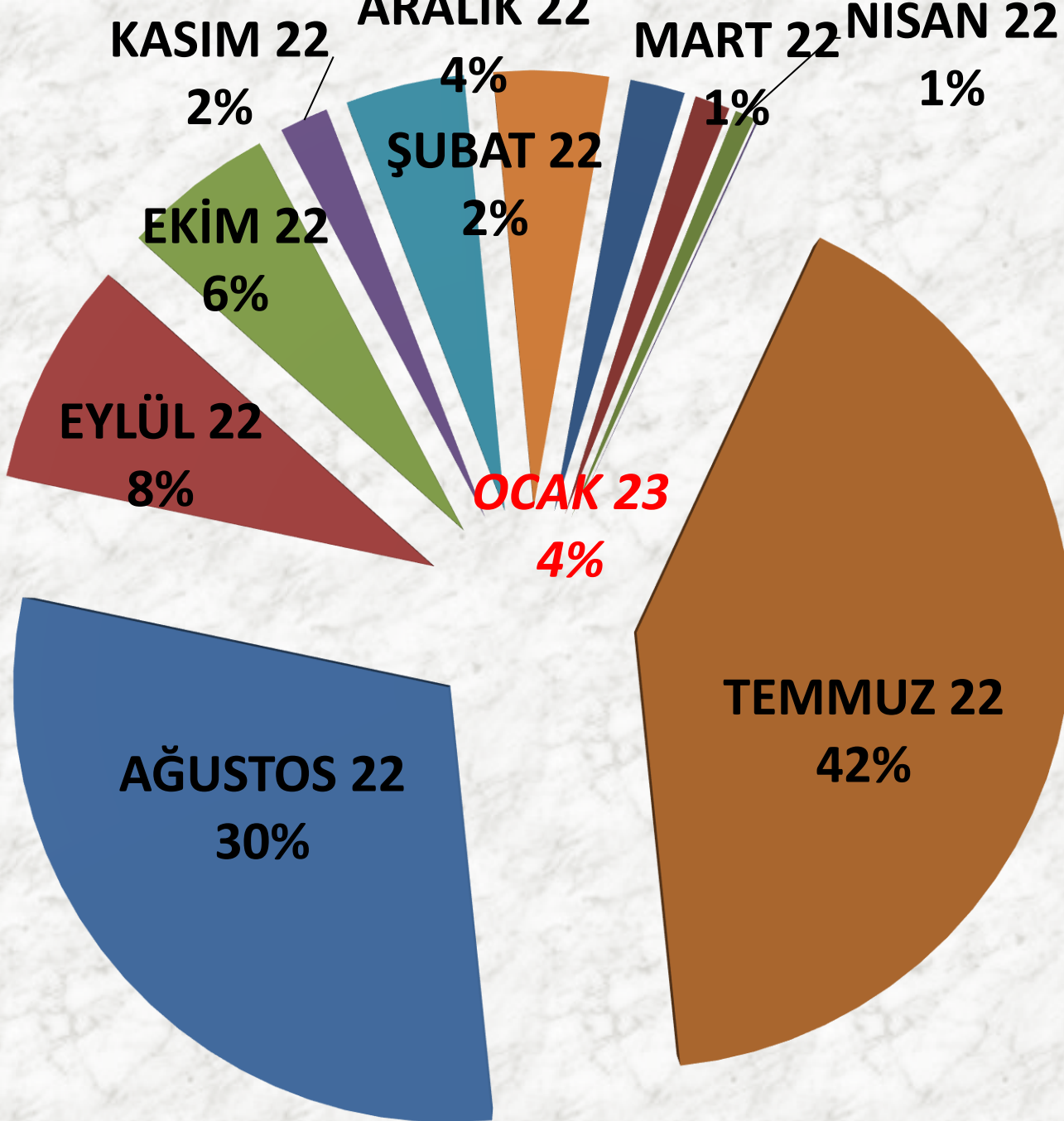
ORT. FİYAT	2021 OCAK		2022 OCAK		2023 OCAK	
MTS	1,50 TL	102%	3,03 TL	93%	5,83 TL	
TTS	1,54 TL	-	-	-	5,52 TL	

AYLIK ARPA FİYAT TRENDİ (TL)



AYLIK ARPA İŞLEM MİKTARI (TON)



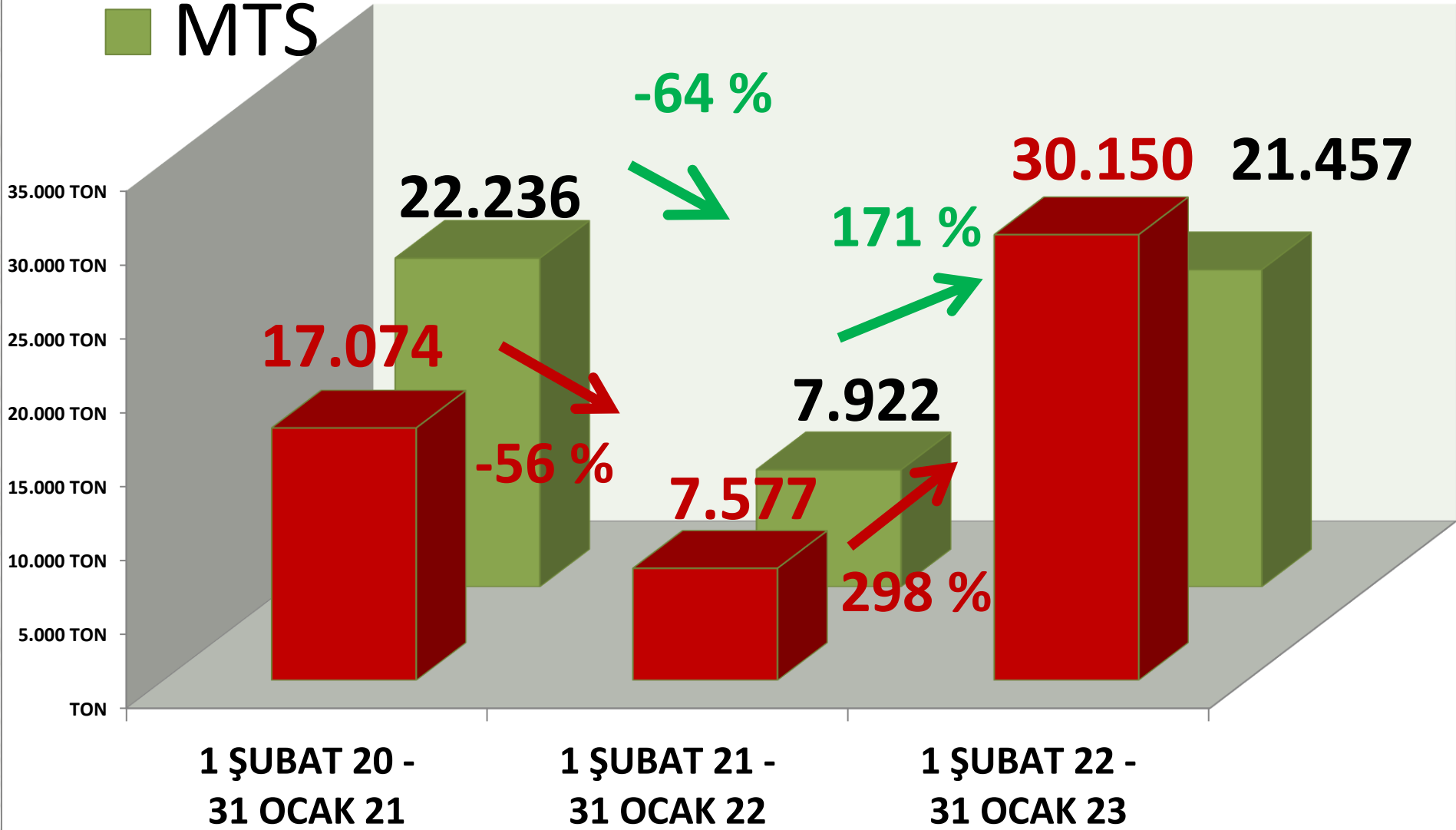


AYLIK ARPA MTS İŞLEM MİKTARI ORANLARI

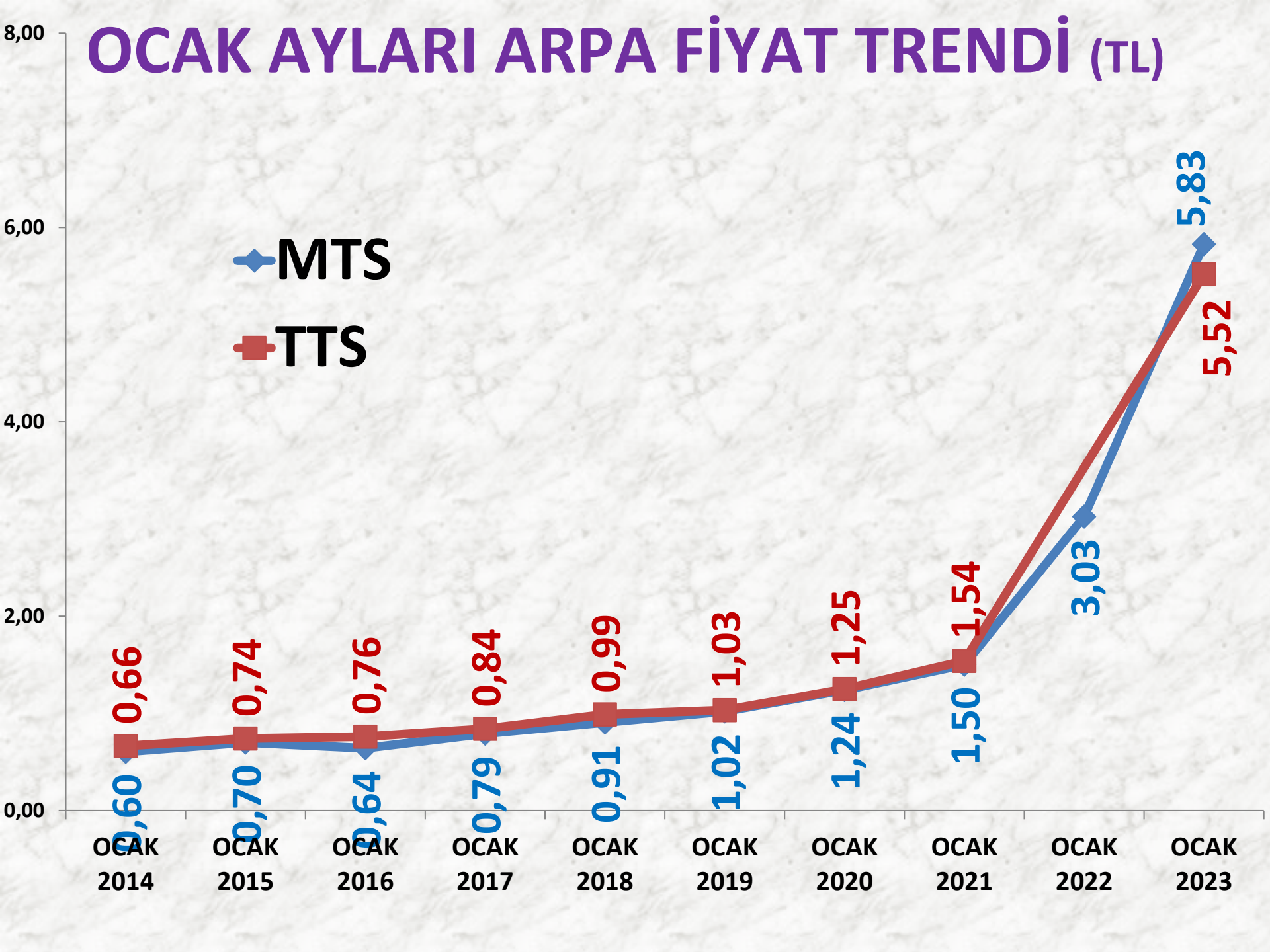
■ TTS

YILLIK ARPA İŞLEM MİKTARI (TON)

■ MTS



OCAK AYLARI ARPA FİYAT TRENDİ (TL)



BUĞDAY

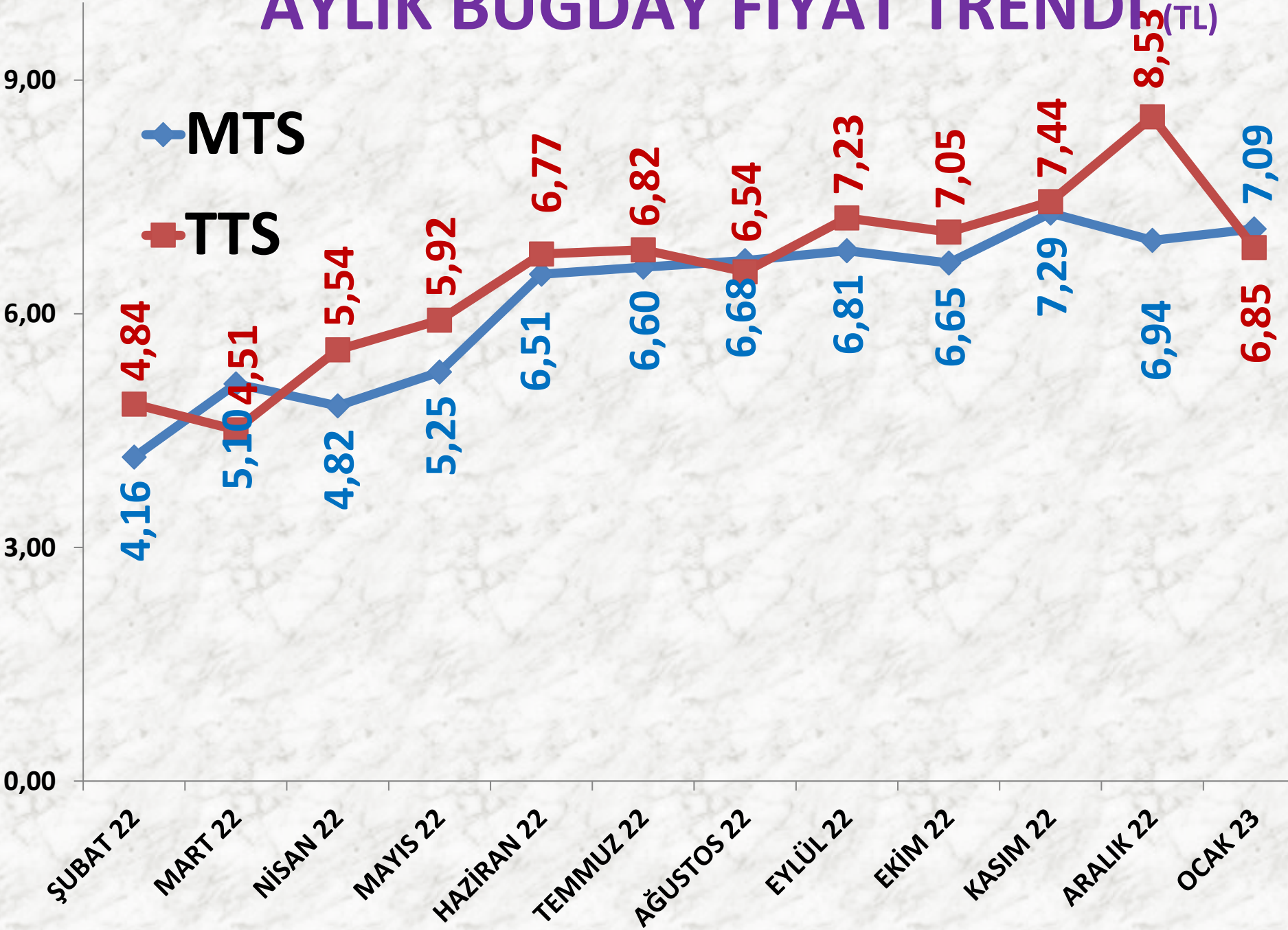
İŞLEM MİKTARI (TON)	2021 OCAK	2022 OCAK		2023 OCAK	
MTS	760 TON	-18%	620 TON	239%	2.103 TON
TTS	431 TON	57%	675 TON	514%	4.144 TON

EN AZ FİYAT	2021 OCAK	2022 OCAK		2023 OCAK	
MTS	1,49 TL	54%	2,30 TL	117%	5,00 TL
TTS	1,44 TL	213%	4,51 TL	35%	6,10 TL

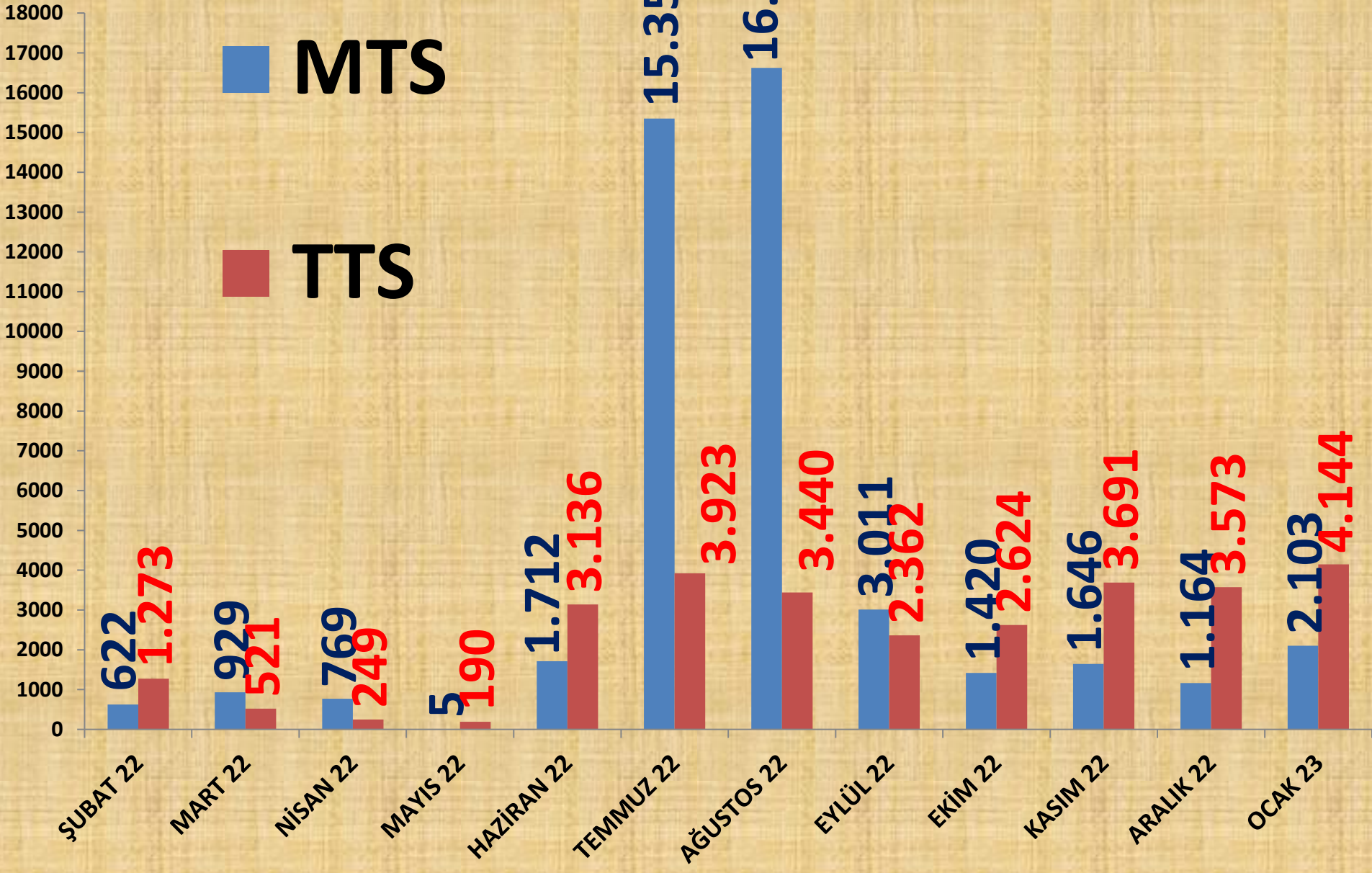
EN ÇOK FİYAT	2021 OCAK	2022 OCAK		2023 OCAK	
MTS	2,21 TL	126%	5,00 TL	64%	8,20 TL
TTS	2,34 TL	126%	5,30 TL	58%	8,35 TL

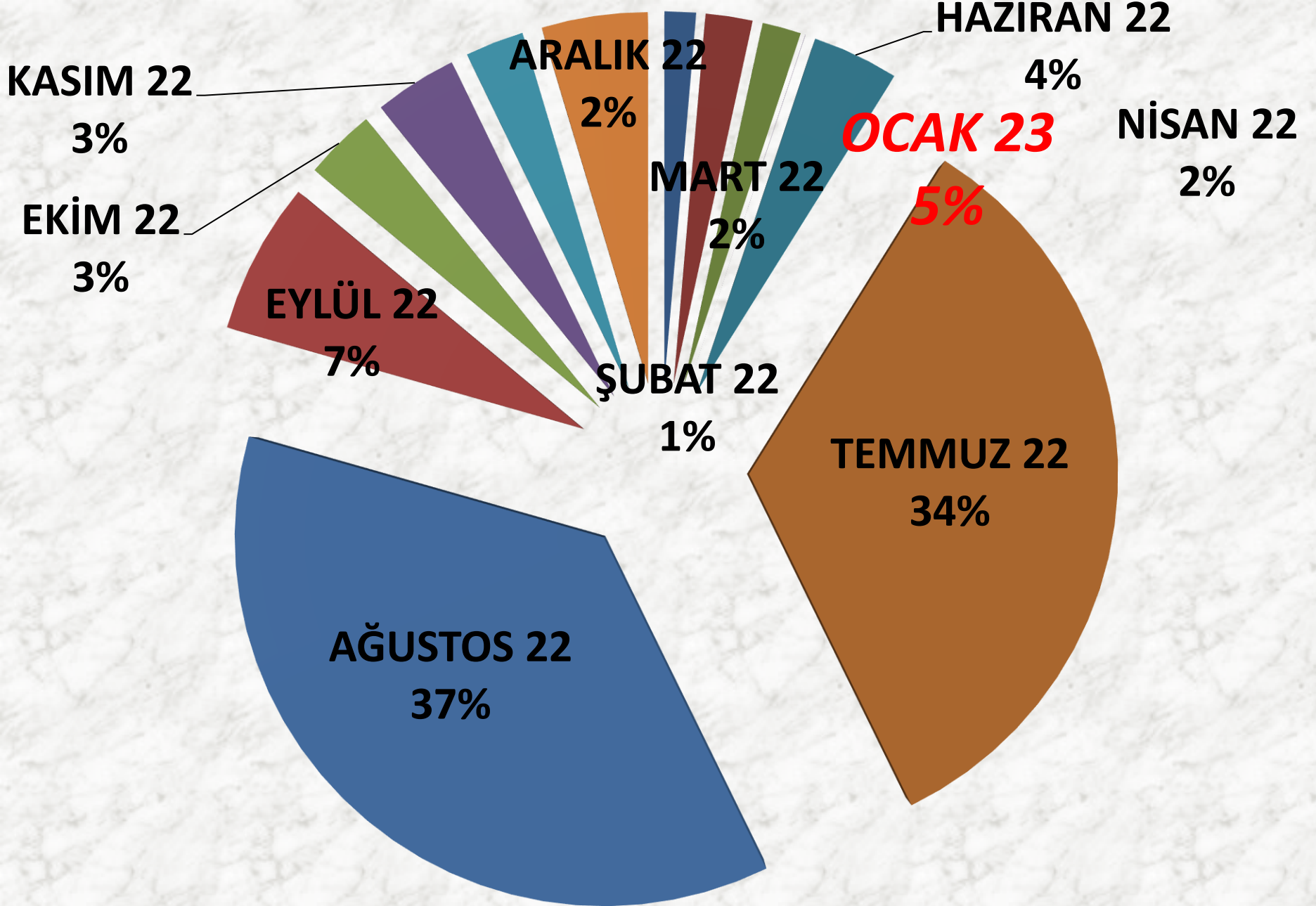
ORT. FİYAT	2021 OCAK	2022 OCAK		2023 OCAK	
MTS	1,90 TL	126%	4,30 TL	65%	7,09 TL
TTS	1,95 TL	143%	4,74 TL	45%	6,85 TL

AYLIK BUĞDAY FİYAT TRENDİ (TL)



AYLIK BUĞDAY İŞLEM MİKTARI (TON)



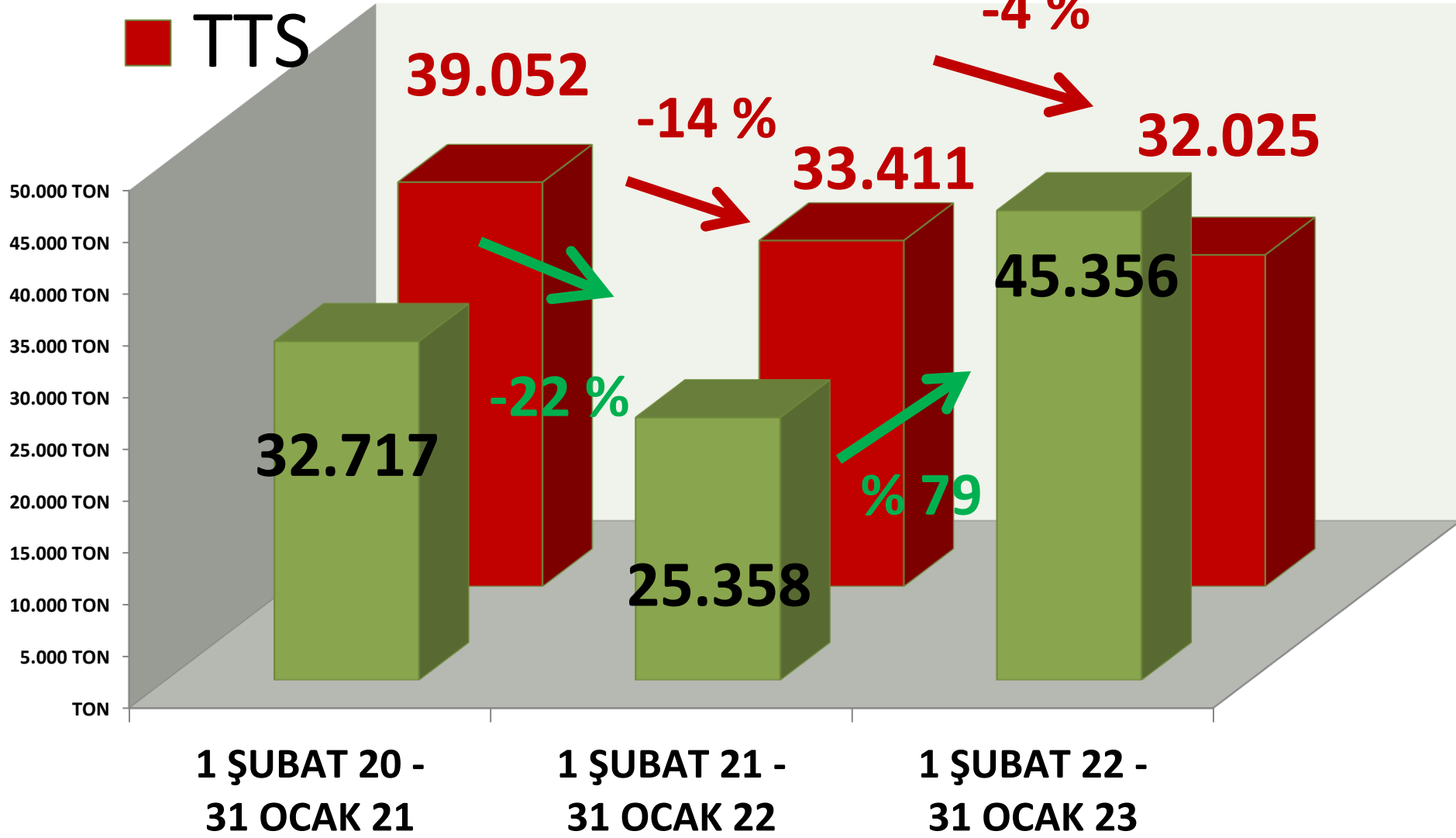


AYLIK BUĞDAY MTS İŞLEM MİKTARI ORANLARI

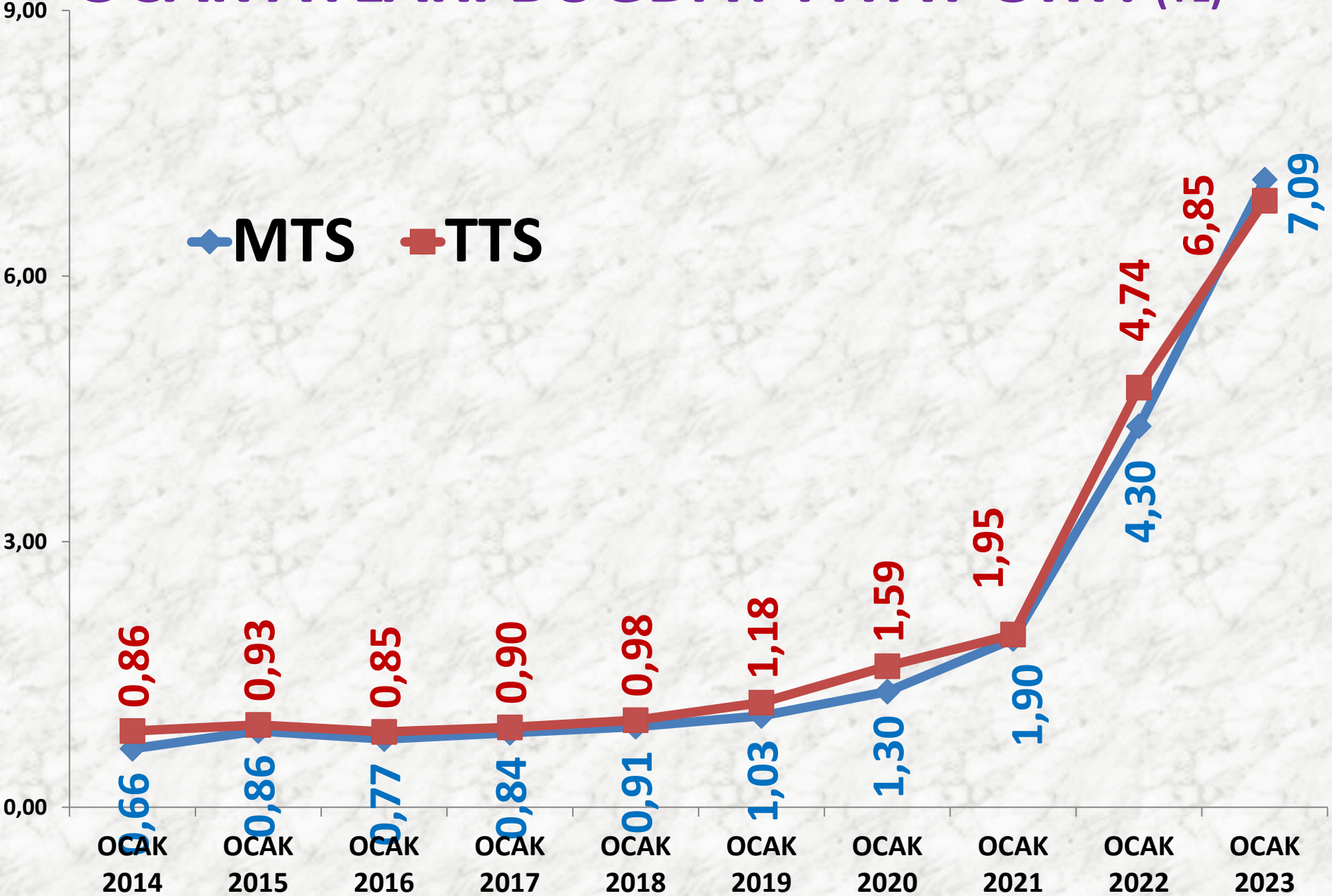
YILLIK BUĞDAY İŞLEM MİKTARI (TON)

■ MTS

■ TTS



OCAK AYLARI BUĞDAY FİYAT ORT. (TL)



MISIR DANE

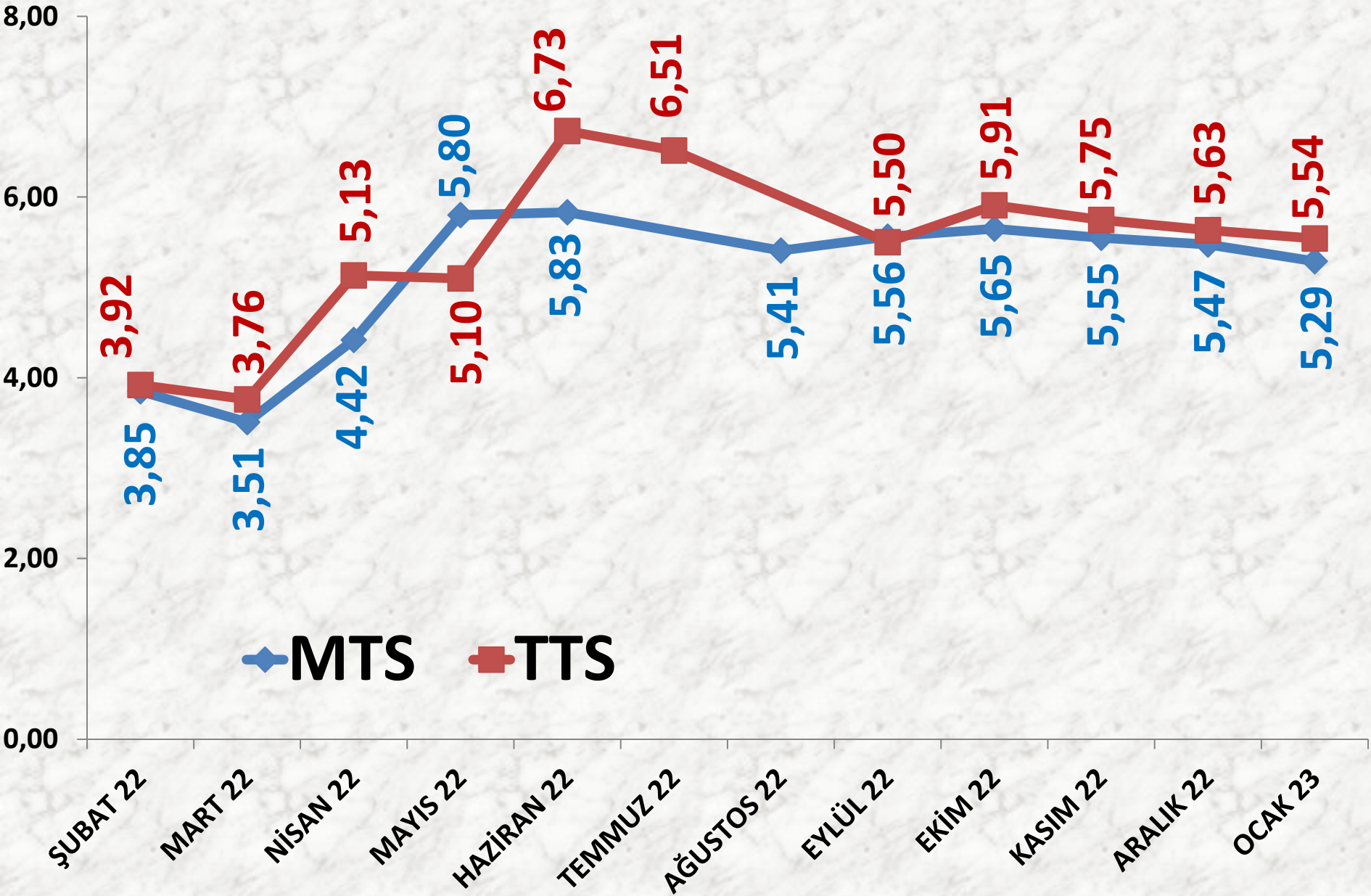
İŞLEM MİKTARI (TON)	2021 OCAK	2022 OCAK		2023 OCAK	
MTS	3.601 TON	-39%	2.186 TON	576%	14.769 TON
TTS	4.284 TON	-77%	991 TON	1256%	13.429 TON

EN AZ FİYAT	2021 OCAK	2022 OCAK		2023 OCAK	
MTS	1,45 TL	59%	2,30 TL	83%	4,20 TL
TTS	1,60 TL	88%	3,00 TL	53%	4,60 TL

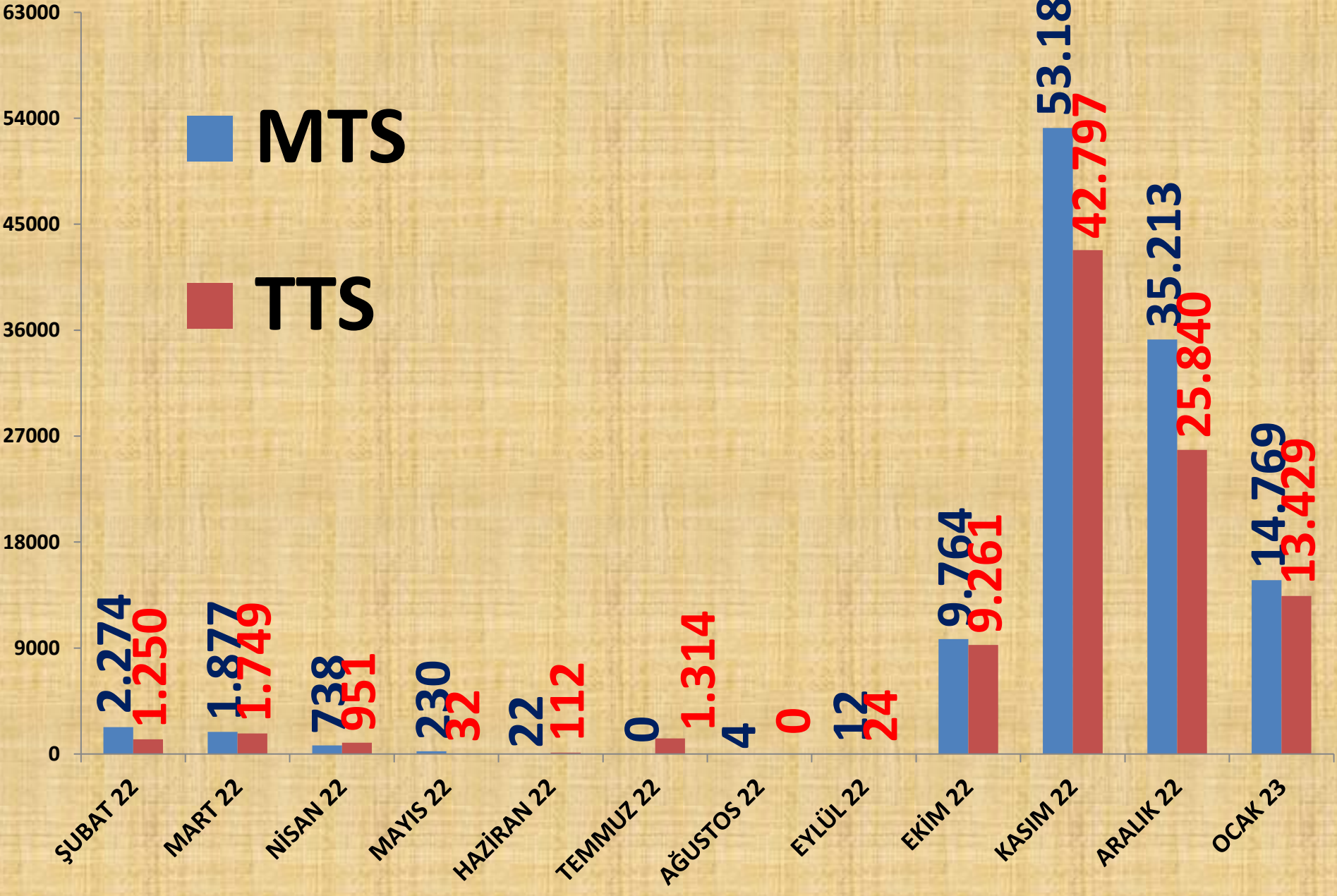
EN ÇOK FİYAT	2021 OCAK	2022 OCAK		2023 OCAK	
MTS	1,90 TL	132%	4,41 TL	38%	6,10 TL
TTS	1,93 TL	133%	4,50 TL	33%	6,00 TL

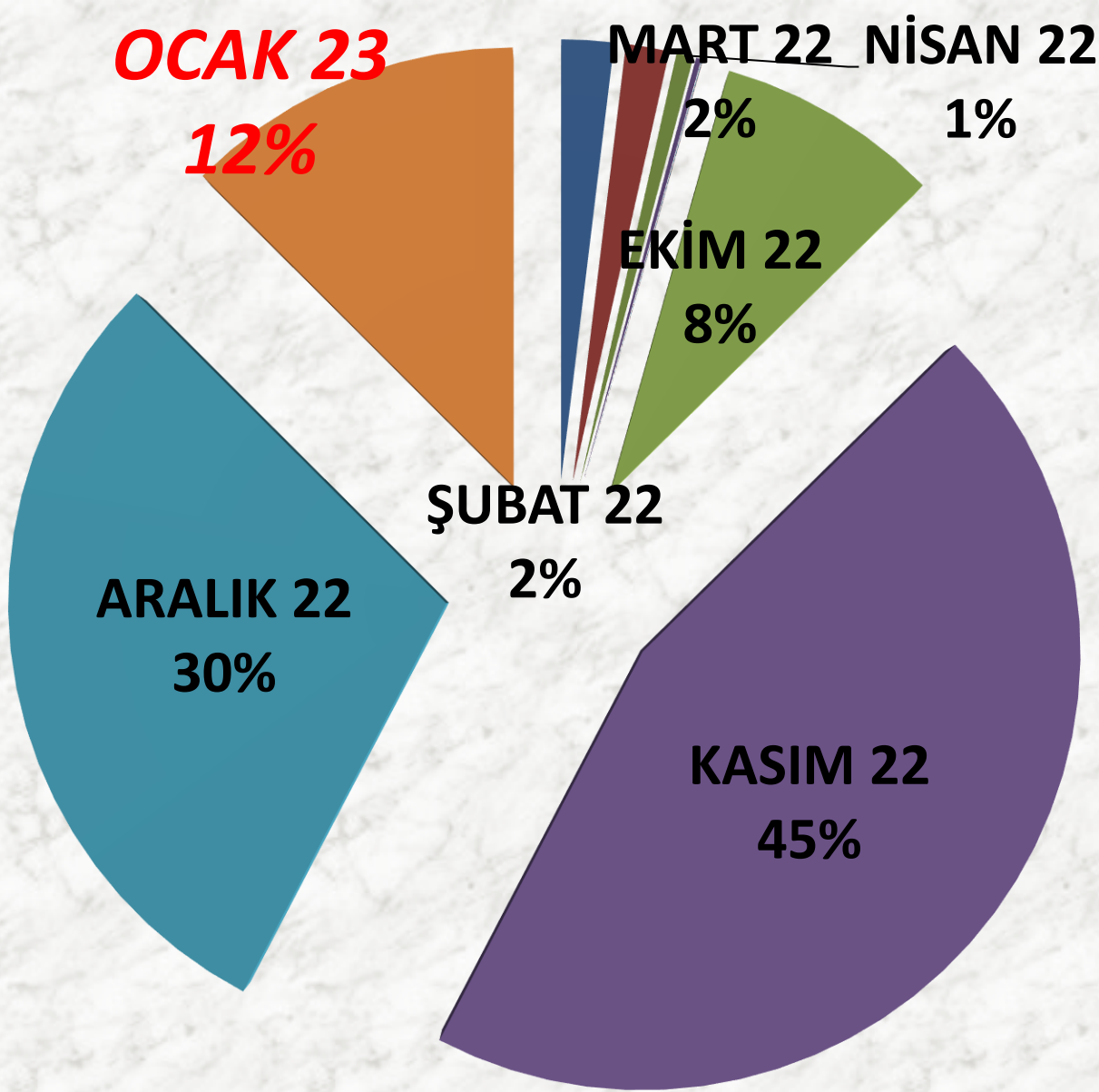
ORT. FİYAT	2021 OCAK	2022 OCAK		2023 OCAK	
MTS	1,75 TL	97%	3,44 TL	54%	5,29 TL
TTS	1,74 TL	104%	3,56 TL	56%	5,54 TL

AYLIK MISIR DANE FİYAT TRENDİ (TL)



AYLIK MISIR DANE İŞLEM MİKTARI (TON)

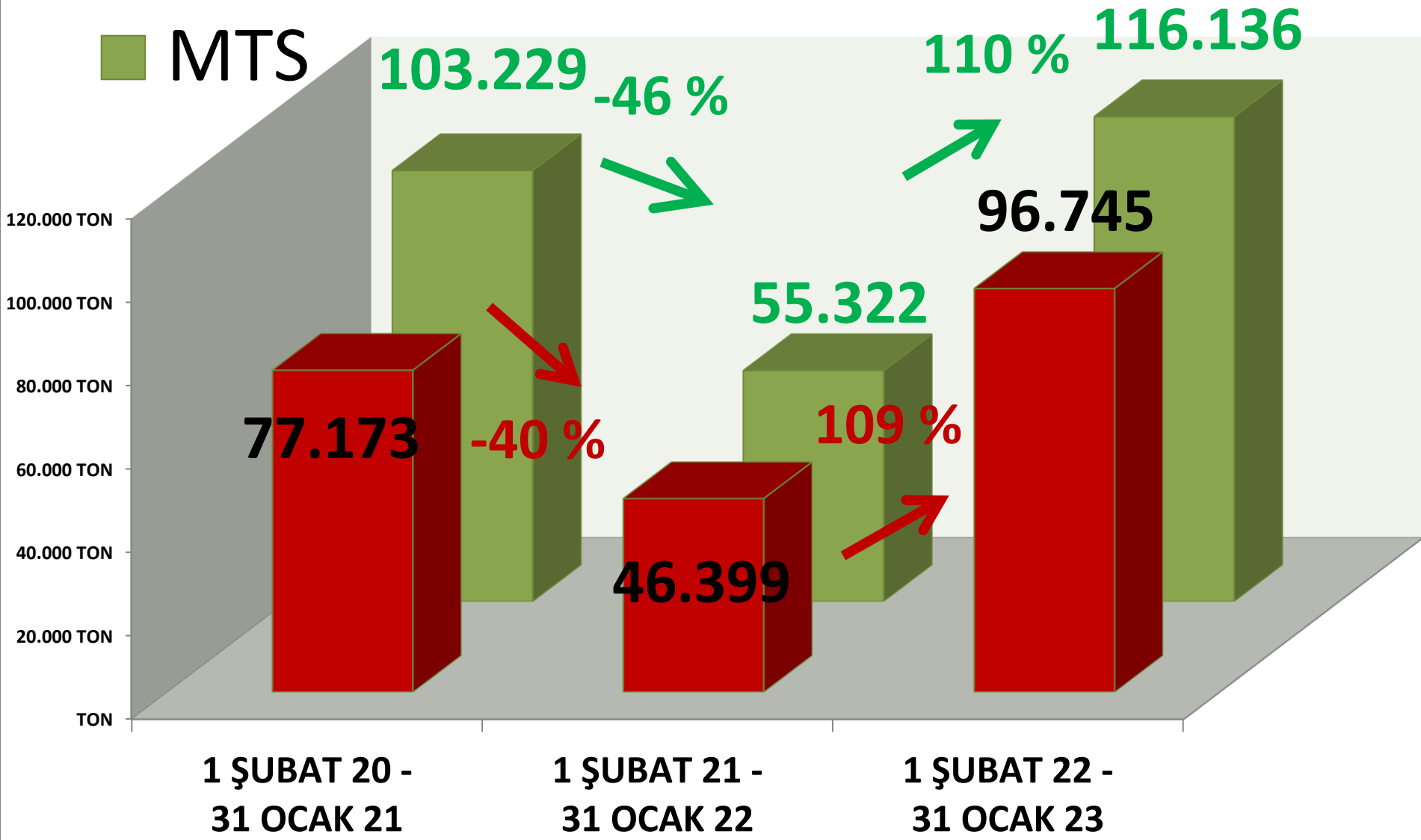




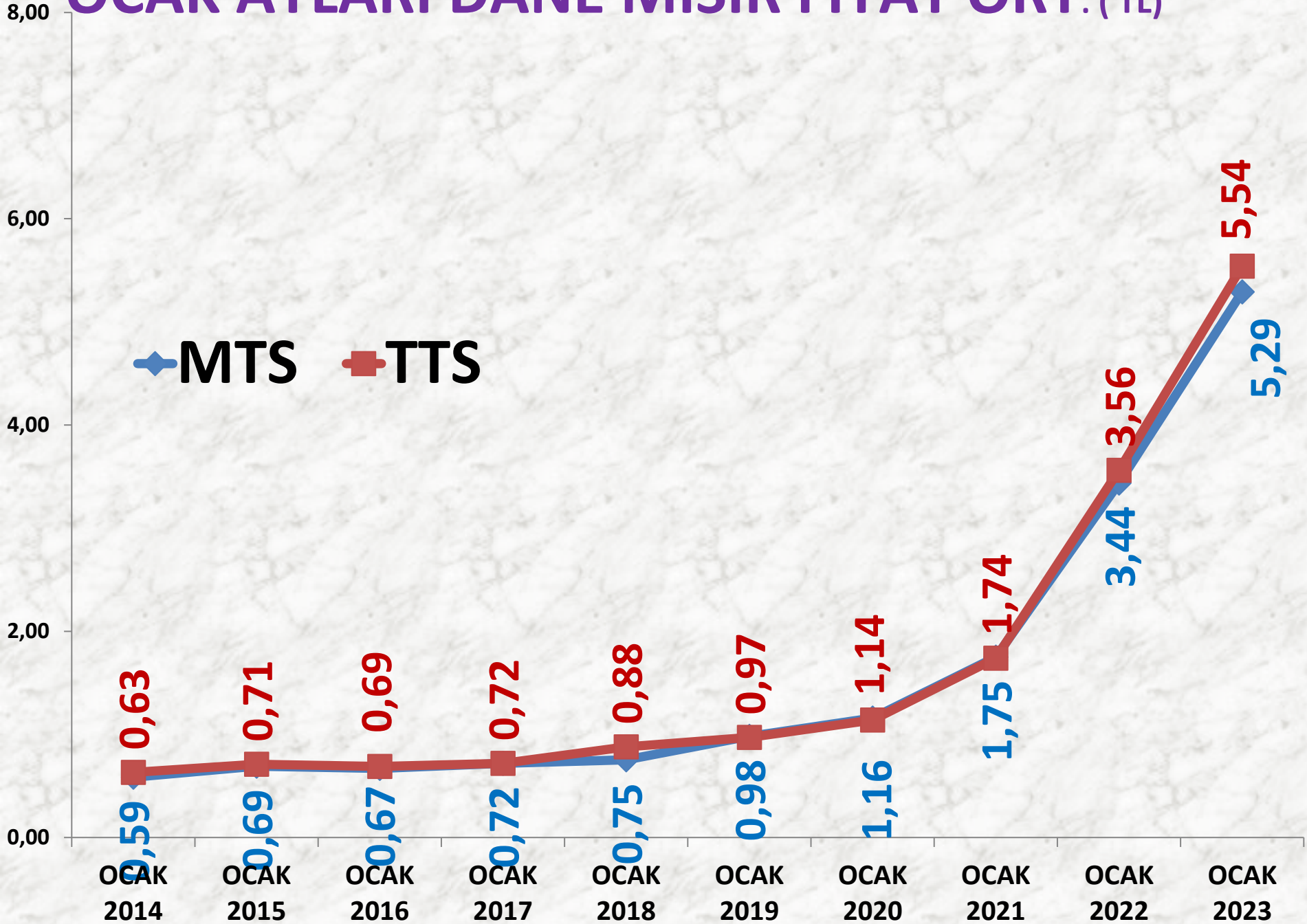
MISIR DANE MTS İŞLEM MİKTARI ORANLARI

TTS YILLIK MISIR DANE İŞLEM MİKTARI (TON)

■ TTS
■ MTS



OCAK AYLARI DANE MISIR FİYAT ORT. (TL)



NOHUT

İŞLEM HACMİ (TON)	2021 OCAK	2022 OCAK		2023 OCAK	
MTS	430 TON	-29%	307 TON	132%	713 TON
TTS	97 TON	-100%	0	-	0

EN AZ FİYAT	2021 OCAK	2022 OCAK		2023 OCAK	
MTS	3,50 TL	157%	9,00 TL	11%	10,00 TL
TTS	5,00 TL	-	-	-	-

EN ÇOK FİYAT	2021 OCAK	2022 OCAK		2023 OCAK	
MTS	12,09 TL	60%	19,35 TL	91%	37,00 TL
TTS	7,50 TL	-	-	-	-

ORT. FİYAT	2021 OCAK	2022 OCAK		2023 OCAK	
MTS	7,66 TL	107%	15,90 TL	90%	30,29 TL
TTS	5,47 TL	-	-	-	-

NOHUT DOĞAL

İŞLEM HACMİ (TON)	2021 OCAK	2022 OCAK		2023 OCAK	
MTS	121 TON	-46%	65 TON	493%	387 TON
TTS	62 TON	-100%	0	-	0

EN AZ FİYAT	2021 OCAK	2022 OCAK		2023 OCAK	
MTS	3,50 TL	157%	9,00 TL	190%	26,10 TL
TTS	5,00 TL	-	-	-	-

EN ÇOK FİYAT	2021 OCAK	2022 OCAK		2023 OCAK	
MTS	5,00 TL	160%	13,00 TL	131%	30,00 TL
TTS	5,50 TL	-	-	-	-

ORT. FİYAT	2021 OCAK	2022 OCAK		2023 OCAK	
MTS	4,50 TL	110%	9,44 TL	181%	26,49 TL
TTS	5,27 TL	-	-	-	-

NOHUT - ELENMİŞ

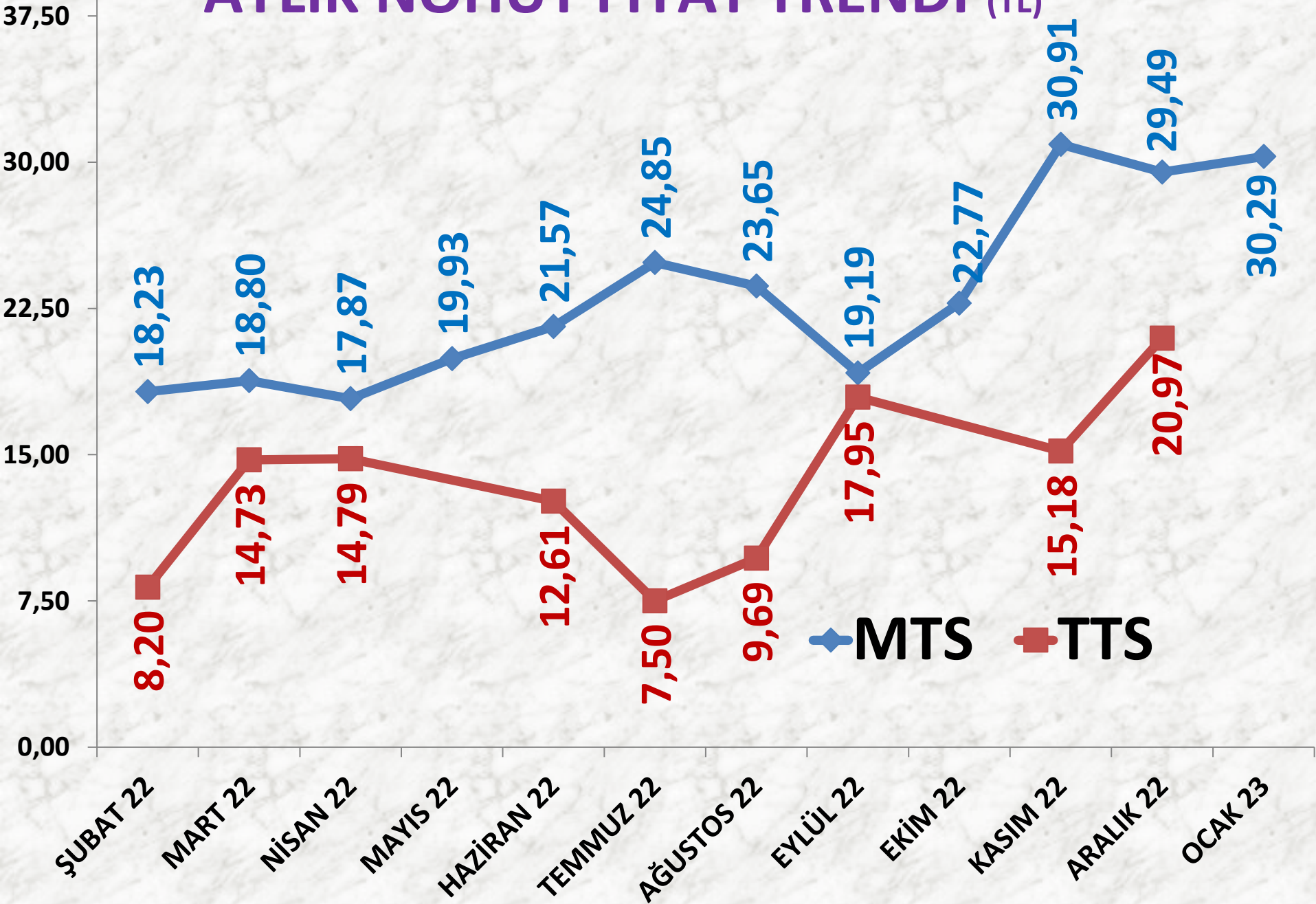
İŞLEM HACMİ (TON)	2021 OCAK	2022 OCAK		2023 OCAK	
MTS	309 TON	-22%	242 TON	33%	321 TON
TTS	34 TON	-100%	TON	-	TON

EN AZ FİYAT	2021 OCAK	2022 OCAK		2023 OCAK	
MTS	6,40 TL	130%	14,74 TL	107%	30,50 TL
TTS	5,50 TL	-	-	-	-

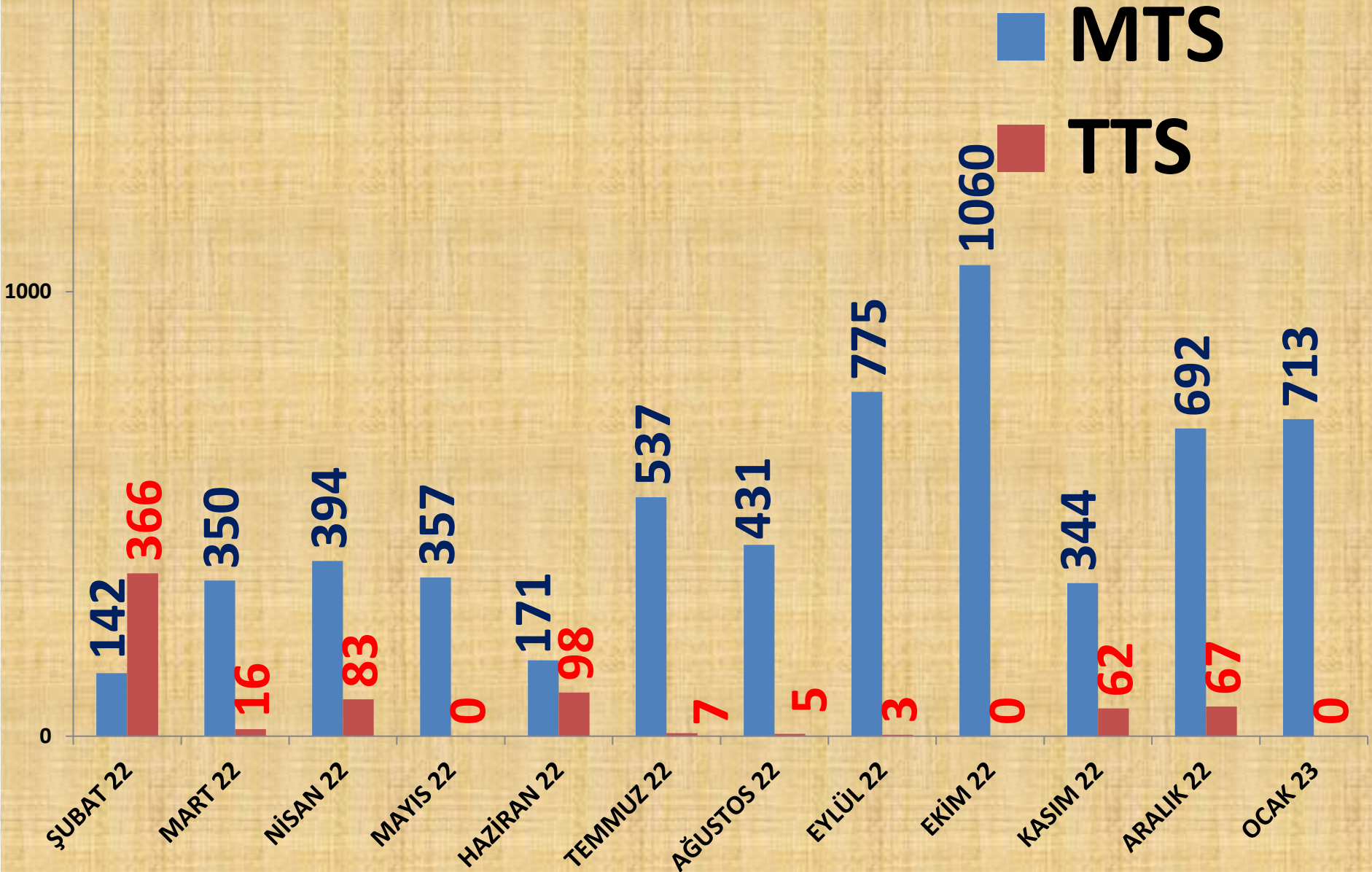
EN ÇOK FİYAT	2021 OCAK	2022 OCAK		2023 OCAK	
MTS	12,09 TL	60%	19,35 TL	91%	37,00 TL
TTS	7,50 TL	-	-	-	-

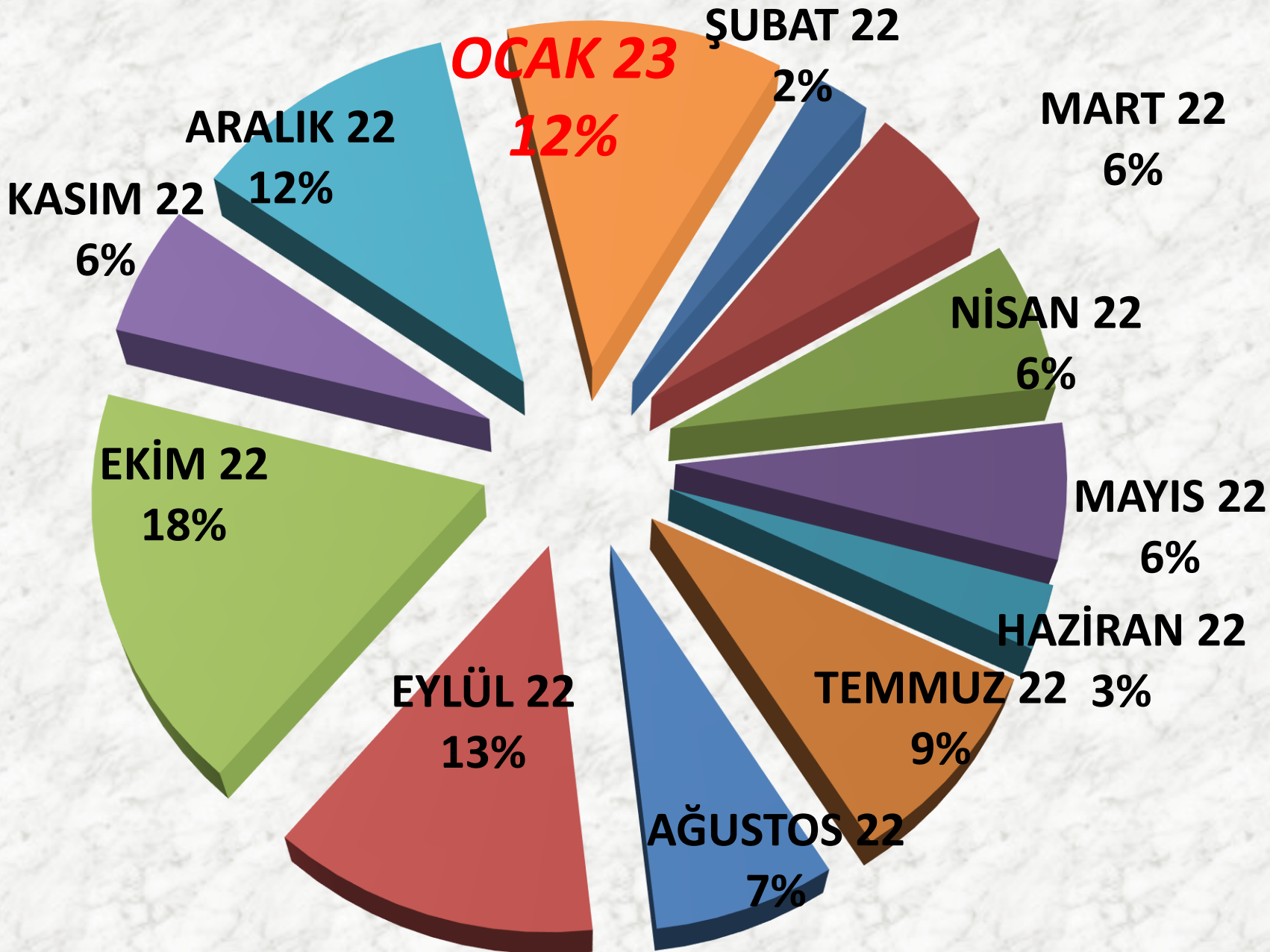
ORT. FİYAT	2021 OCAK	2022 OCAK		2023 OCAK	
MTS	8,89 TL	99%	17,65 TL	99%	35,18 TL
TTS	5,97 TL	-	-	-	-

AYLIK NOHUT FİYAT TRENDİ (TL)



AYLIK NOHUT İŞLEM MİKTARI (TON)



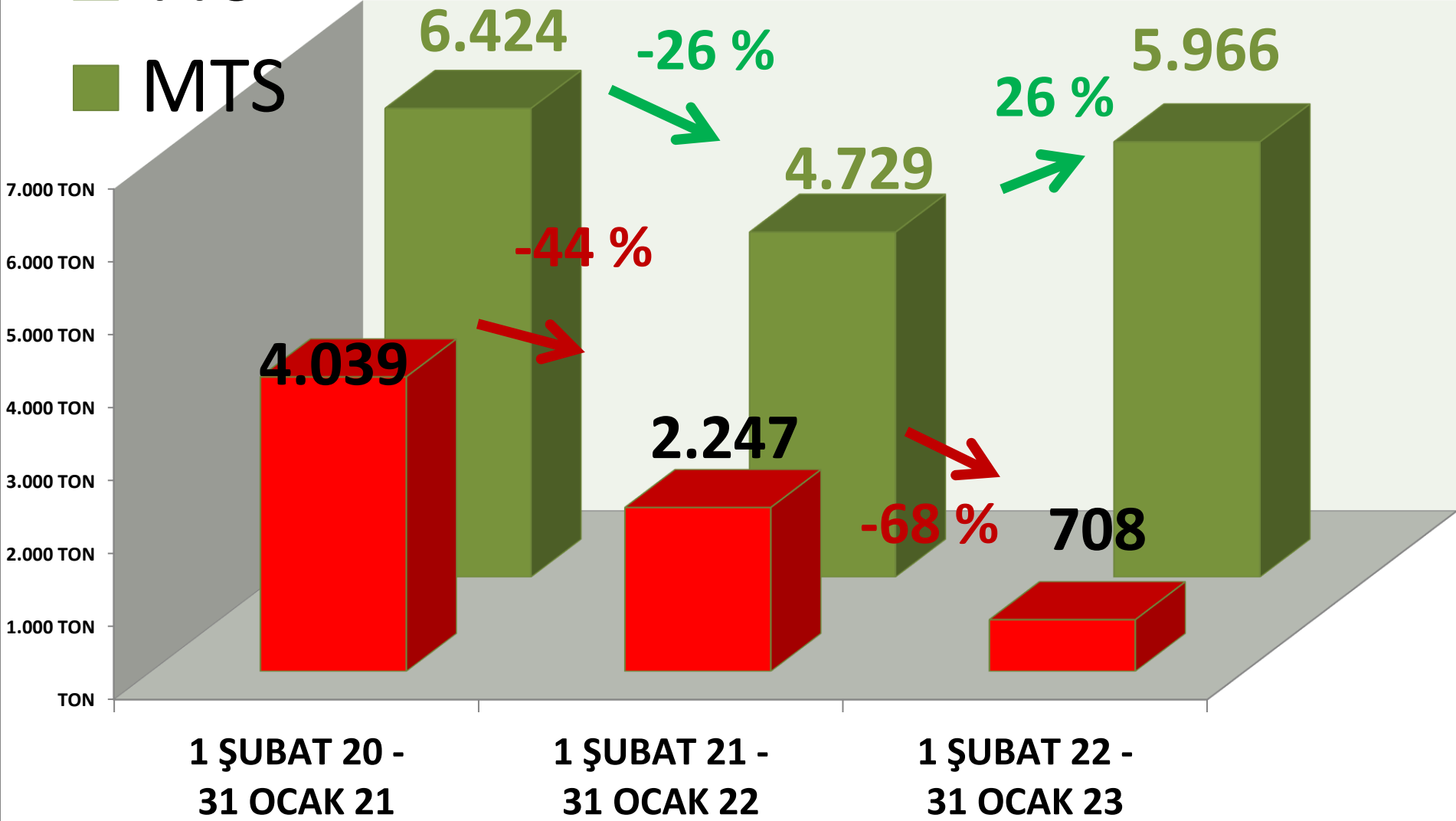


AYLIK NOHUT MTS İŞLEM MİKTARI ORANLARI

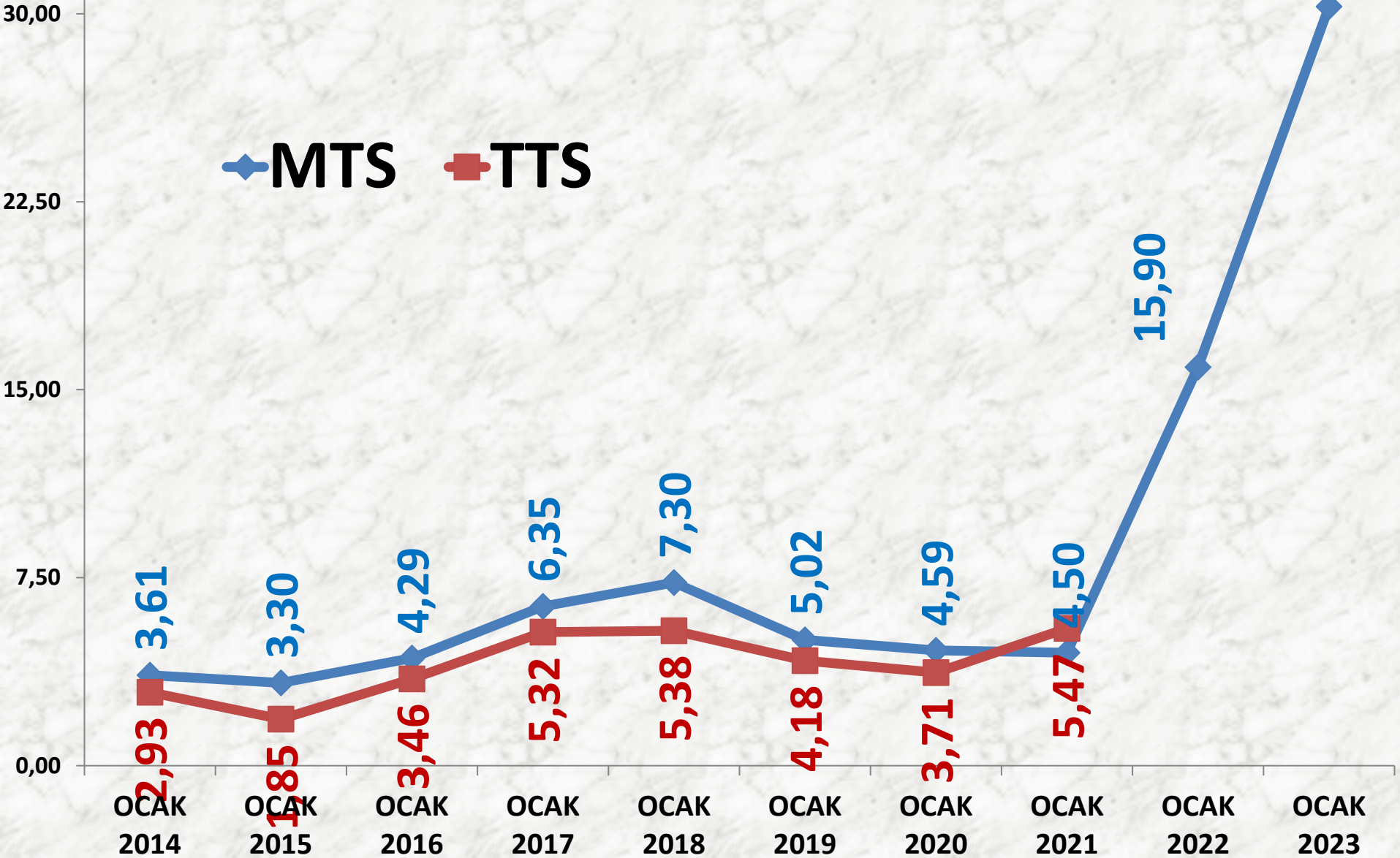
YILLIK TOPLAM NOHUT İŞLEM MİKTARI (TON)

■ TTS

■ MTS



OCAK AYLARI NOHUT FİYAT ORT. (TL)



BEYAZ LEBLEBİ

LEBLEBİ BEYAZ 8,50 mm

İŞLEM MİKTARI(TON)	2021 OCAK	2022 OCAK		2023 OCAK	
TTS	14 TON	-74%	4 TON	-100%	0

LEBLEBİ BEYAZ 9 mm

İŞLEM MİKTARI (TON)	2021 OCAK	2022 OCAK		2023 OCAK	
TTS	56 TON	-36%	36 TON	-17%	30 TON

BEYAZ LEBLEBİ

LEBLEBİ BEYAZ 9+ 9,50 mm

İŞLEM MİKTARI (TON)	2021 OCAK	2022 OCAK		2023 OCAK	
TTS	92 TON	-91%	8 TON	-100%	0

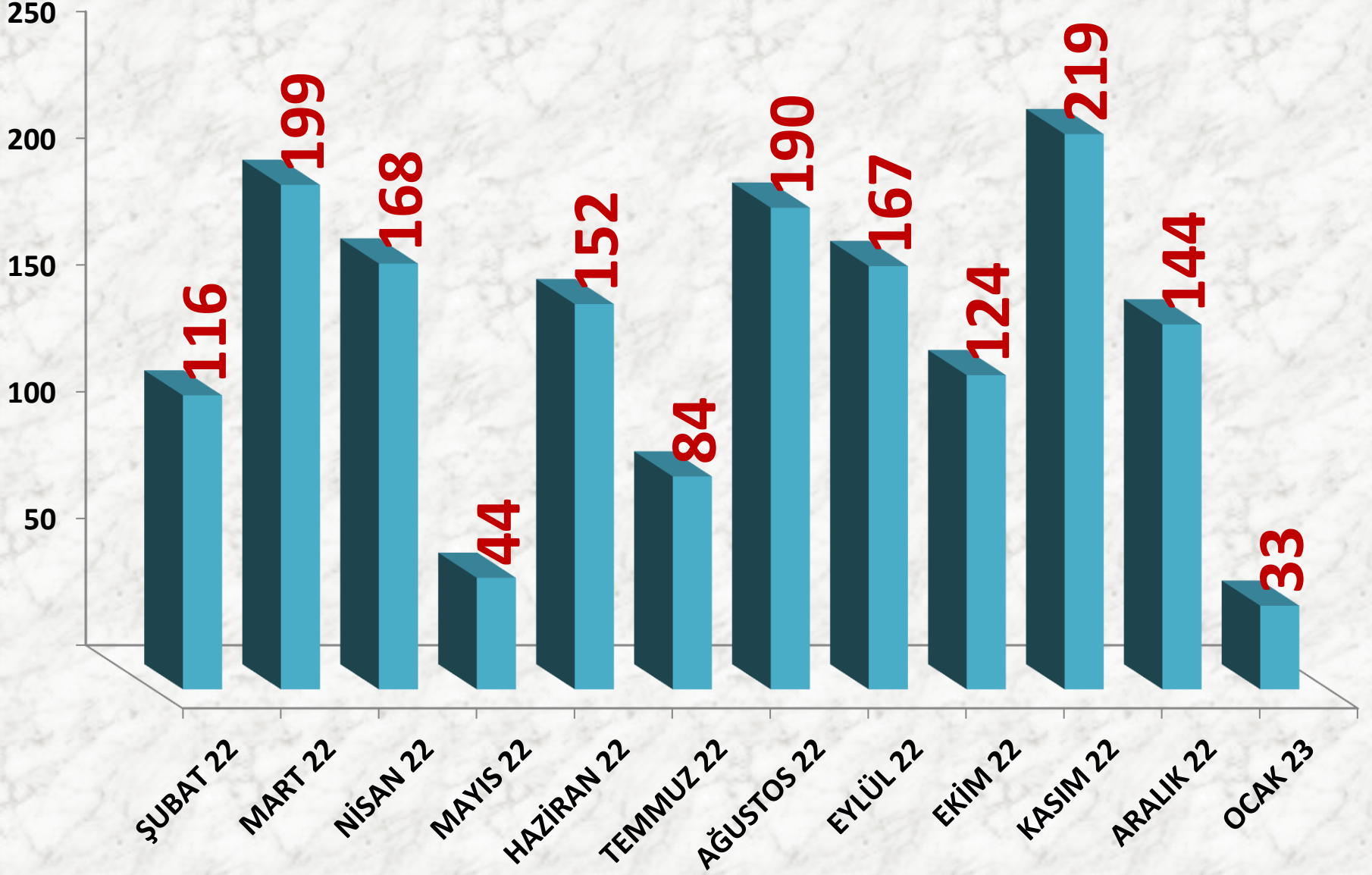
LEBLEBİ BEYAZ Elenti

İŞLEM MİKTARI (TON)	2021 OCAK	2022 OCAK		2023 OCAK	
TTS	0	-	0	-	3 TON

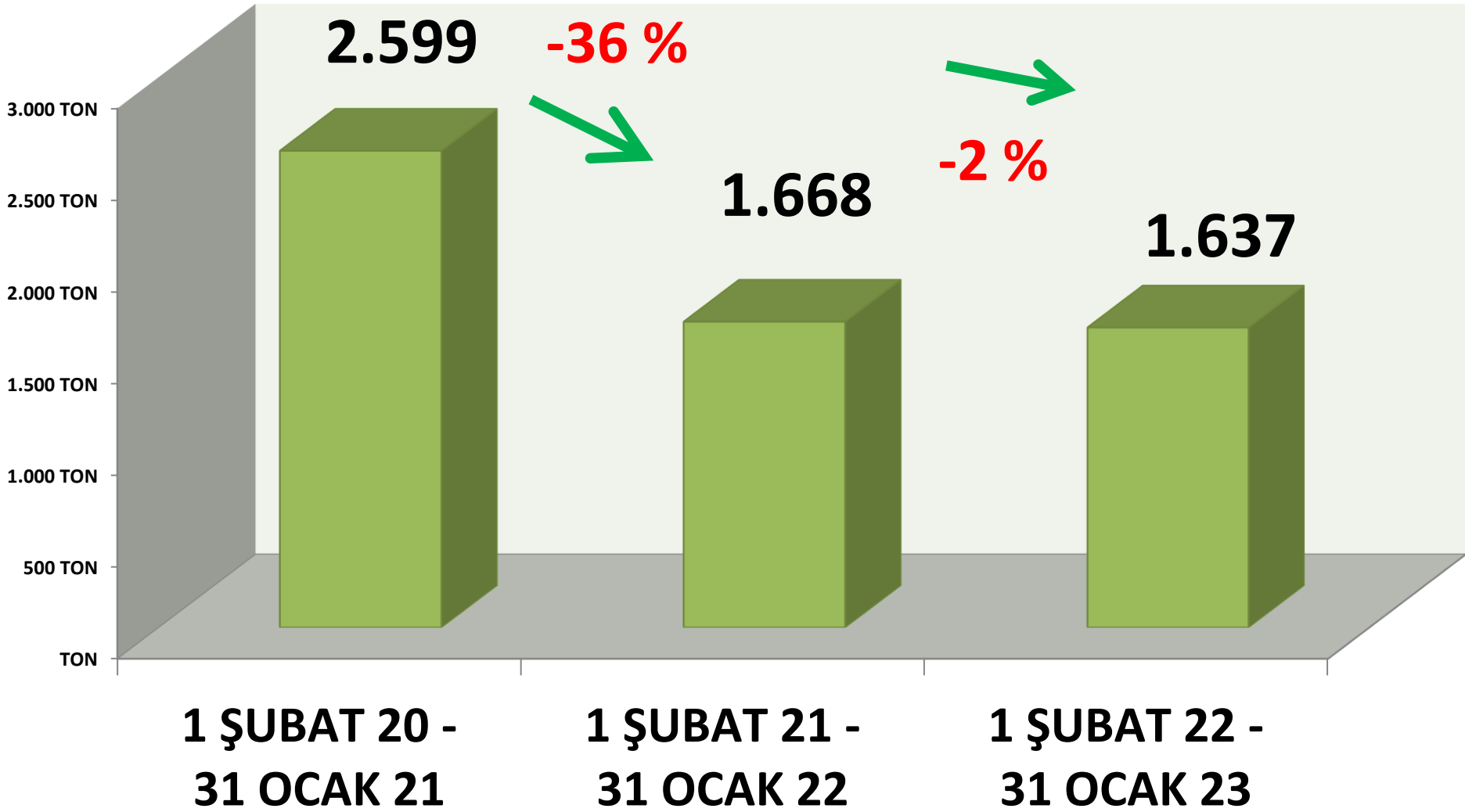
LEBLEBİ BEYAZ TOPLAM

<u>İŞLEM MİKTARI (TON)</u>	<u>2021 OCAK</u>	<u>2022 OCAK</u>		<u>2023 OCAK</u>	
<u>TTS</u>	<u>162 TON</u>	<u>-71%</u>	<u>47 TON</u>	<u>-31%</u>	<u>33 TON</u>

Leblebi Beyaz İşlem Miktarı (Ton)



YILLIK TOPLAM BEYAZ LEBLEBİ İŞLEM MİKTARI (TON)



LEBLEBİ BEYAZ 8,50 mm FİYATLARI

	2021 OCAK	2022 OCAK		2023 OCAK	
EN AZ	6,00 TL	98%	11,88 TL	-	-
EN ÇOK	7,50 TL	58%	11,88 TL	-	-
ORTALAMA	6,84 TL	74%	11,88 TL	-	-

LEBLEBİ BEYAZ 9 mm FİYATLARI

	2021 OCAK	2022 OCAK		2023 OCAK	
EN AZ	12,87 TL	55%	20,00 TL	148%	49,50 TL
EN ÇOK	17,00 TL	88%	32,00 TL	78%	57,00 TL
ORTALAMA	14,14 TL	57%	22,19 TL	135%	52,13 TL

LEBLEBİ BEYAZ 9+ 9,50 mm FİYATLARI

	2021 OCAK	2022 OCAK		2023 OCAK	
EN AZ	8,00 TL	88%	15,00 TL	-	-
EN ÇOK	11,00 TL	64%	18,00 TL	-	-
ORTALAMA	9,75 TL	75%	17,06 TL	-	-

LEBLEBİ BEYAZ ELENTİ FİYATLARI

	2021 OCAK	2022 OCAK		2023 OCAK	
ORTALAMA	-	-	-	-	8,00 TL

SARI LEBLEBİ

LEBLEBİ SARI 9 mm

İŞLEM MİKTARI (TON)	2021 OCAK	2022 OCAK		2023 OCAK	
TTS	161 TON	-83%	28 TON	-51%	14 TON

LEBLEBİ SARI 9,50 mm

İŞLEM MİKTARI (TON)	2021 OCAK	2022 OCAK		2023 OCAK	
TTS	198 TON	-91%	18 TON	-84%	3 TON

LEBLEBİ SARI 9,75 mm

İŞLEM MİKTARI (TON)	2021 OCAK	2022 OCAK		2023 OCAK	
TTS	511 TON	-90%	49 TON	-69%	15 TON

LEBLEBİ SARI 10 mm

İŞLEM MİKTARI (TON)	2021 OCAK	2022 OCAK		2023 OCAK	
TTS	334 TON	0%	333 TON	-58%	141 TON

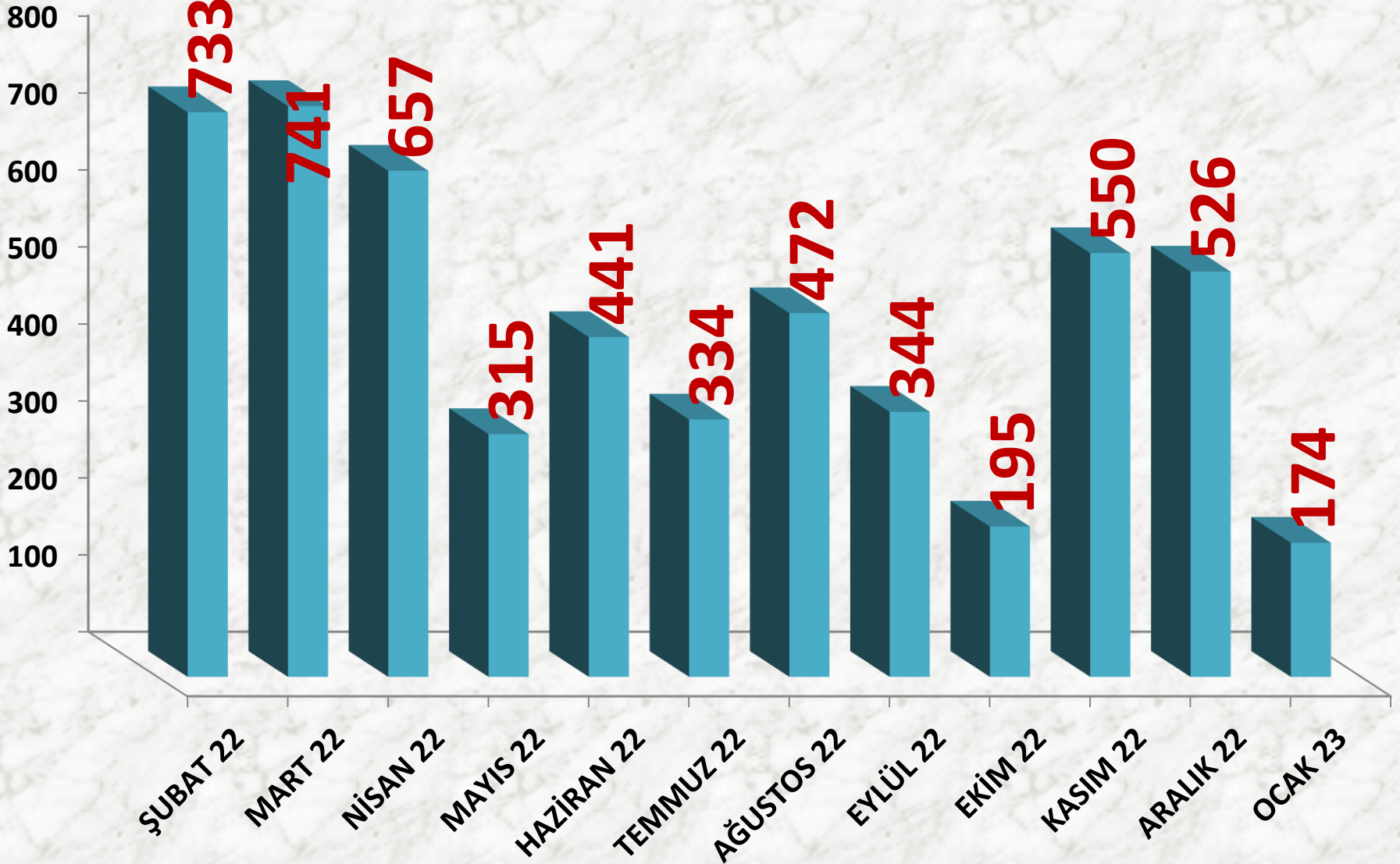
LEBLEBİ SARI Kalburaltı

İŞLEM MİKTARI (TON)	2021 OCAK	2022 OCAK		2023 OCAK	
TTS	13 TON	-100%	0	-	1 TON

LEBLEBİ SARI TOPLAM

İŞLEM MİKTARI (TON)	<u>2021 OCAK</u>	<u>2022 OCAK</u>		<u>2023 OCAK</u>	
<u>TTS</u>	<u>1.216 TON</u>	-65%	<u>428 TON</u>	-59%	<u>174 TON</u>

Leblebi Sarı İşlem Miktarı (Ton)



YILLIK TOPLAM SARI LEBLEBİ İŞLEM MİKTARI (TON)

15.808

11.183

5.486

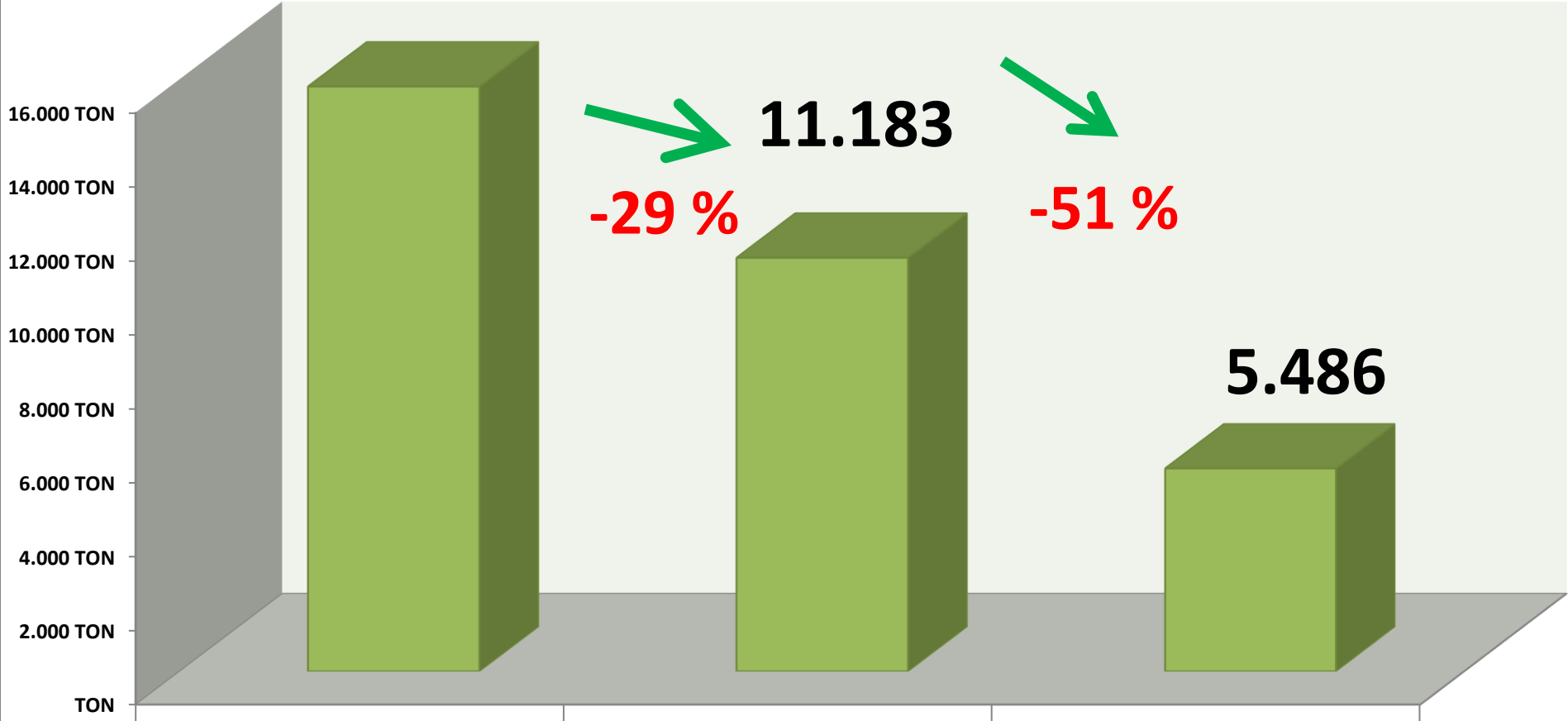
-29 %

-51 %

1 ŞUBAT 20 -
31 OCAK 21

1 ŞUBAT 21 -
31 OCAK 22

1 ŞUBAT 22 -
31 OCAK 23



LEBLEBİ SARI 9 mm FİYATLARI

	2021 OCAK	2022 OCAK		2023 OCAK	
EN AZ	5,00 TL	100%	10,00 TL	107%	20,65 TL
EN ÇOK	7,00 TL	57%	11,00 TL	173%	30,00 TL
ORTALAMA	6,50 TL	66%	10,82 TL	153%	27,38 TL

LEBLEBİ SARI 9,50 mm FİYATLARI

	2021 OCAK	2022 OCAK		2023 OCAK	
EN AZ	7,25 TL	79%	13,00 TL	144%	31,68 TL
EN ÇOK	9,00 TL	67%	15,00 TL	123%	33,50 TL
ORTALAMA	8,36 TL	73%	14,44 TL	128%	32,99 TL

LEBLEBİ SARI 9,75 mm FİYATLARI

	2021 OCAK	2022 OCAK		2023 OCAK	
EN AZ	9,15 TL	68%	15,35 TL	148%	38,00 TL
EN ÇOK	11,00 TL	64%	18,00 TL	122%	40,00 TL
ORTALAMA	10,03 TL	70%	17,01 TL	123%	38,01 TL

LEBLEBİ SARI 10 mm FİYATLARI

	2021 OCAK	2022 OCAK		2023 OCAK	
EN AZ	11,40 TL	62%	18,50 TL	130%	42,50 TL
EN ÇOK	14,75 TL	117%	32,00 TL	100%	64,00 TL
ORTALAMA	12,83 TL	80%	23,15 TL	124%	51,80 TL

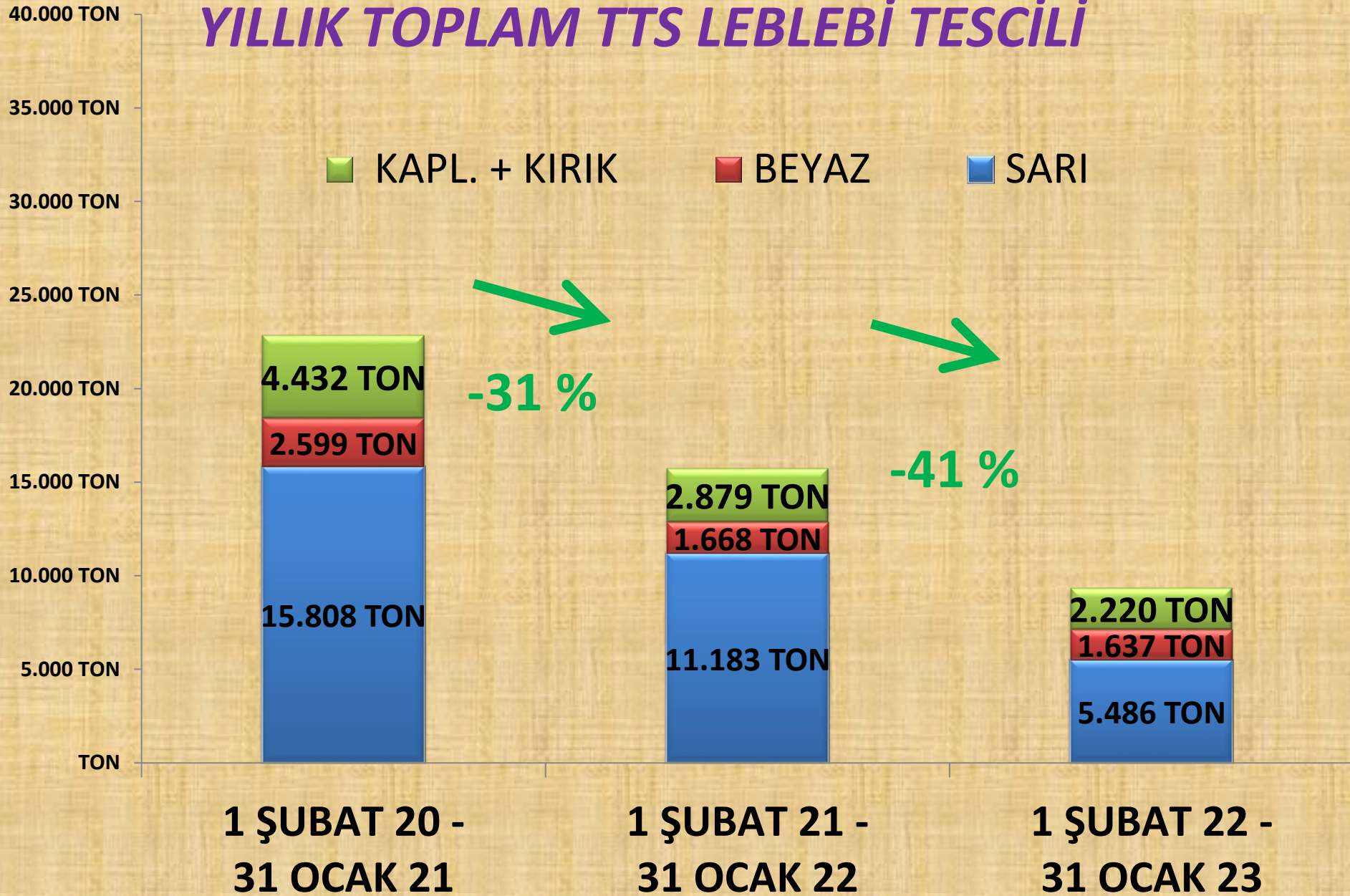
LEBLEBİ SARI Kalburaltı FİYATLARI

	2021 OCAK	2022 OCAK		2023 OCAK	
ORTALAMA	4,49 TL	-	-	-	17,00 TL

YILLIK YURTIÇİ TOPLAM LEBLEBİ İŞLEM MİKTARI

MİKTAR	1 ŞUBAT 2020 – 31 OCAK 2021	1 ŞUBAT 2021 – 31 OCAK 2022		1 ŞUBAT 2022 – 31 OCAK 2023	
SARI	15.808 TON	-29%	11.183 TON	-51%	5.486 TON
BEYAZ	2.599 TON	-36%	1.668 TON	-2%	1.637 TON
KAPL.+KIRIK	4.432 TON	-35%	2.879 TON	-23%	2.220 TON
<u>LEBLEBİ TOPLAM</u>	22.839 TON	-31%	15.730 TON	-41%	9.343 TON

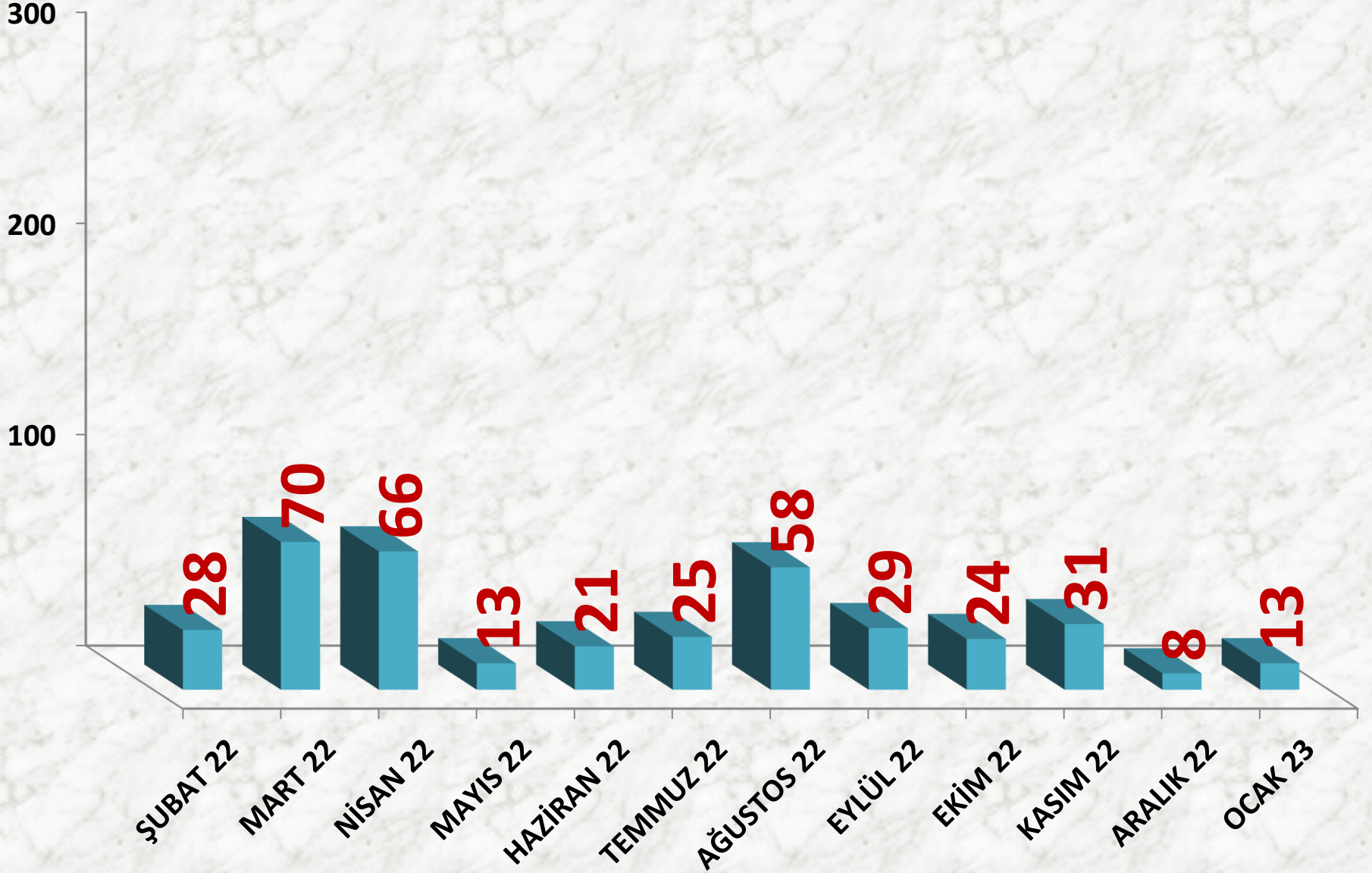
YILLIK TOPLAM TTS LEBLEBİ TESCİLİ

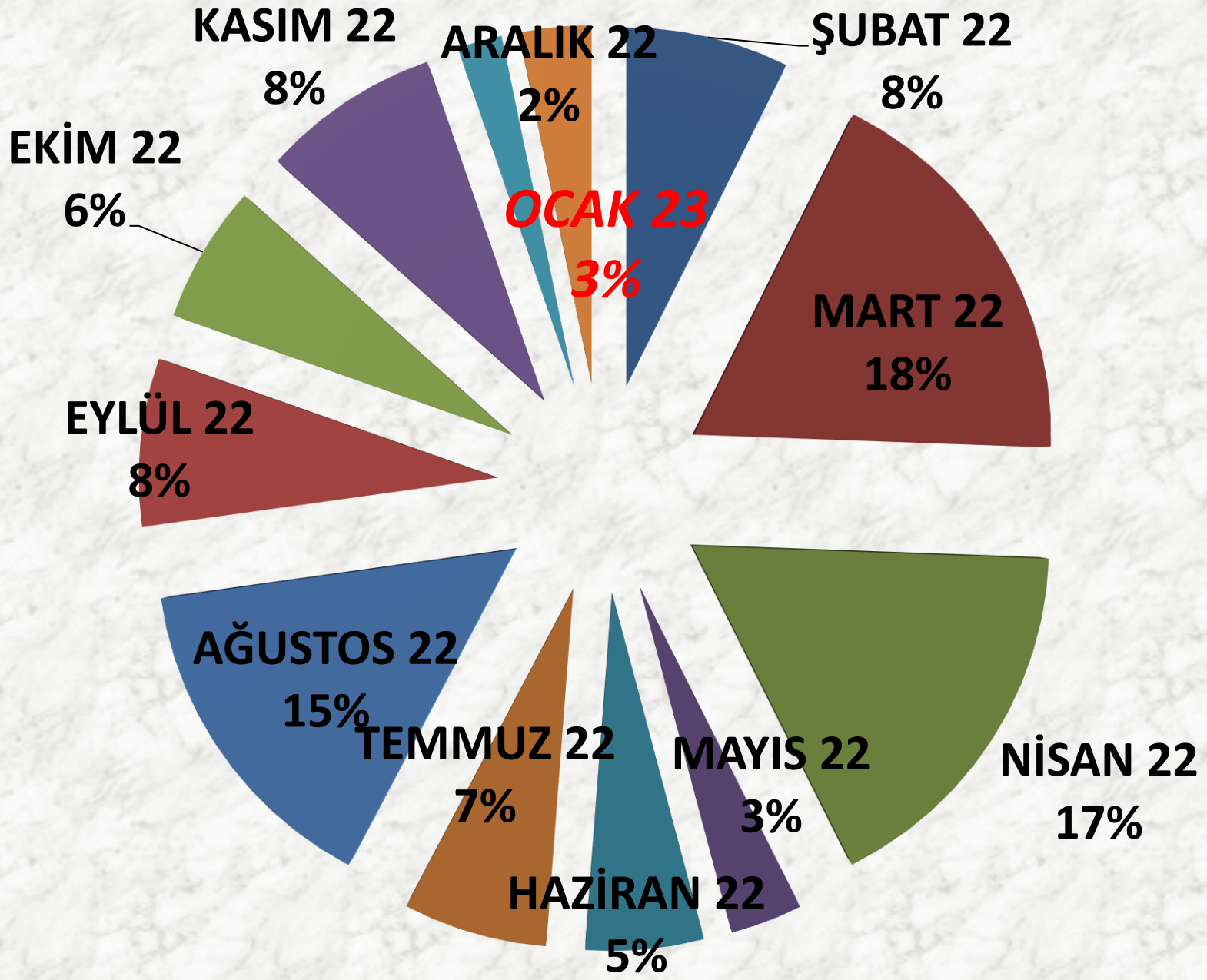


LEBLEBİ İHRACAT MİKTARLARI

2021 OCAK		2022 OCAK		2023 OCAK	
SARI LEBLEBİ	82.368 kg.	SARI LEBLEBİ	11.150 kg.	SARI LEBLEBİ	11.008 kg.
BEYAZ LEBLEBİ	16.464 kg.	BEYAZ LEBLEBİ	8.350 kg.	BEYAZ LEBLEBİ	240 kg.
KAPLAMALI LEBLEBİ	5.725 kg.	KAPLAMALI LEBLEBİ	1.200 kg.	KAPLAMALI LEBLEBİ	1.260 kg.
KIRIK LEBLEBİ	-	KIRIK LEBLEBİ	-	KIRIK LEBLEBİ	-
LEBLEBİ KALBURALTI	-	LEBLEBİ KALBURALTI	-	LEBLEBİ KALBURALTI	-
LEBLEBİ UNU	-	LEBLEBİ UNU	-	LEBLEBİ UNU	-
<u>TOPLAM</u>	104.557 kg.	<u>TOPLAM</u>	20.700 kg.	<u>TOPLAM</u>	12.508 kg.

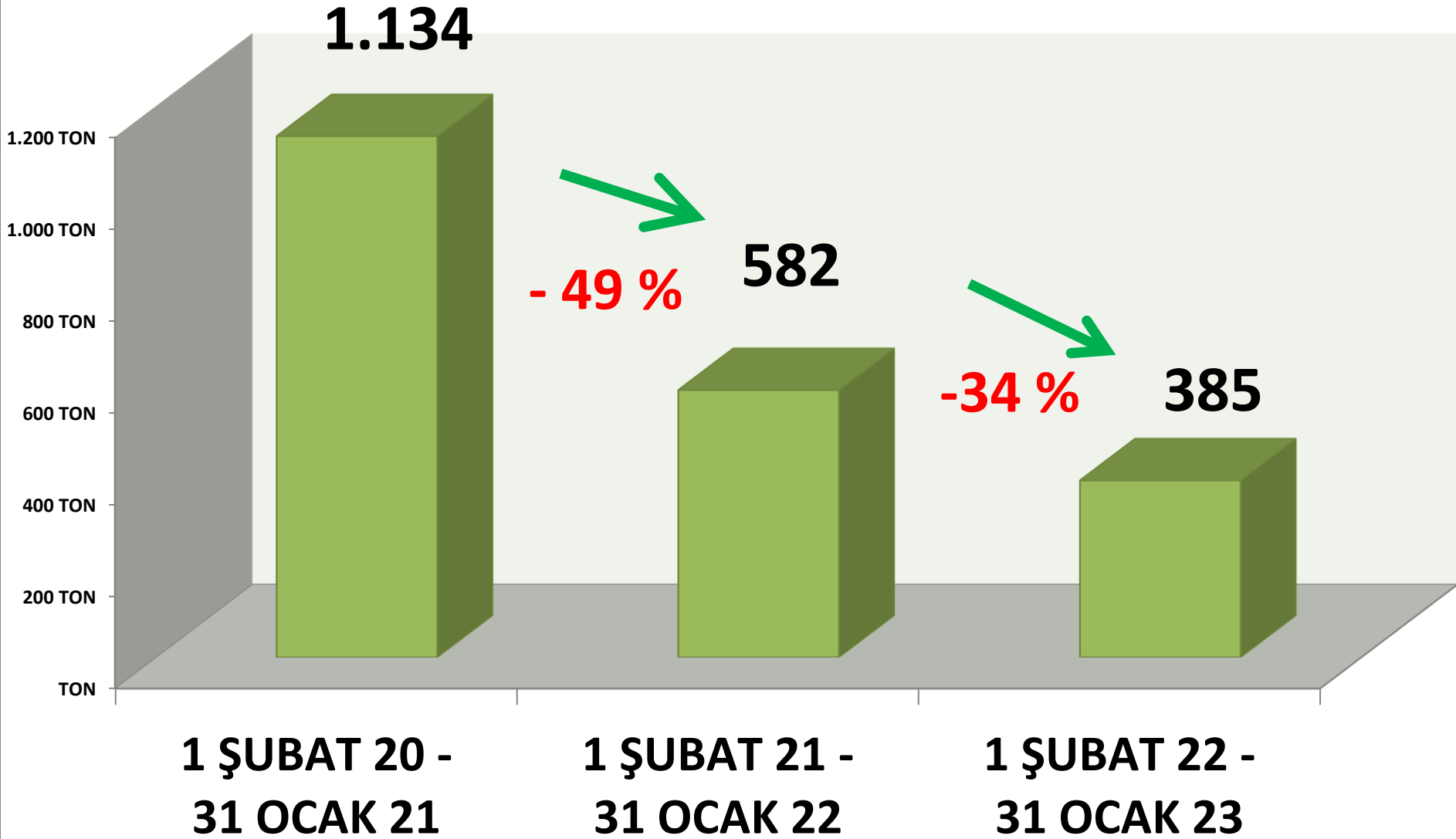
Leblebi ihracat (Ton)





AYLIK LEBLEBİ İHRACAT MİKTARI ORANLARI

YILLIK TOPLAM LEBLEBİ İHRACAT MİKTARI (TON)



AYÇEKİRDEĞİ

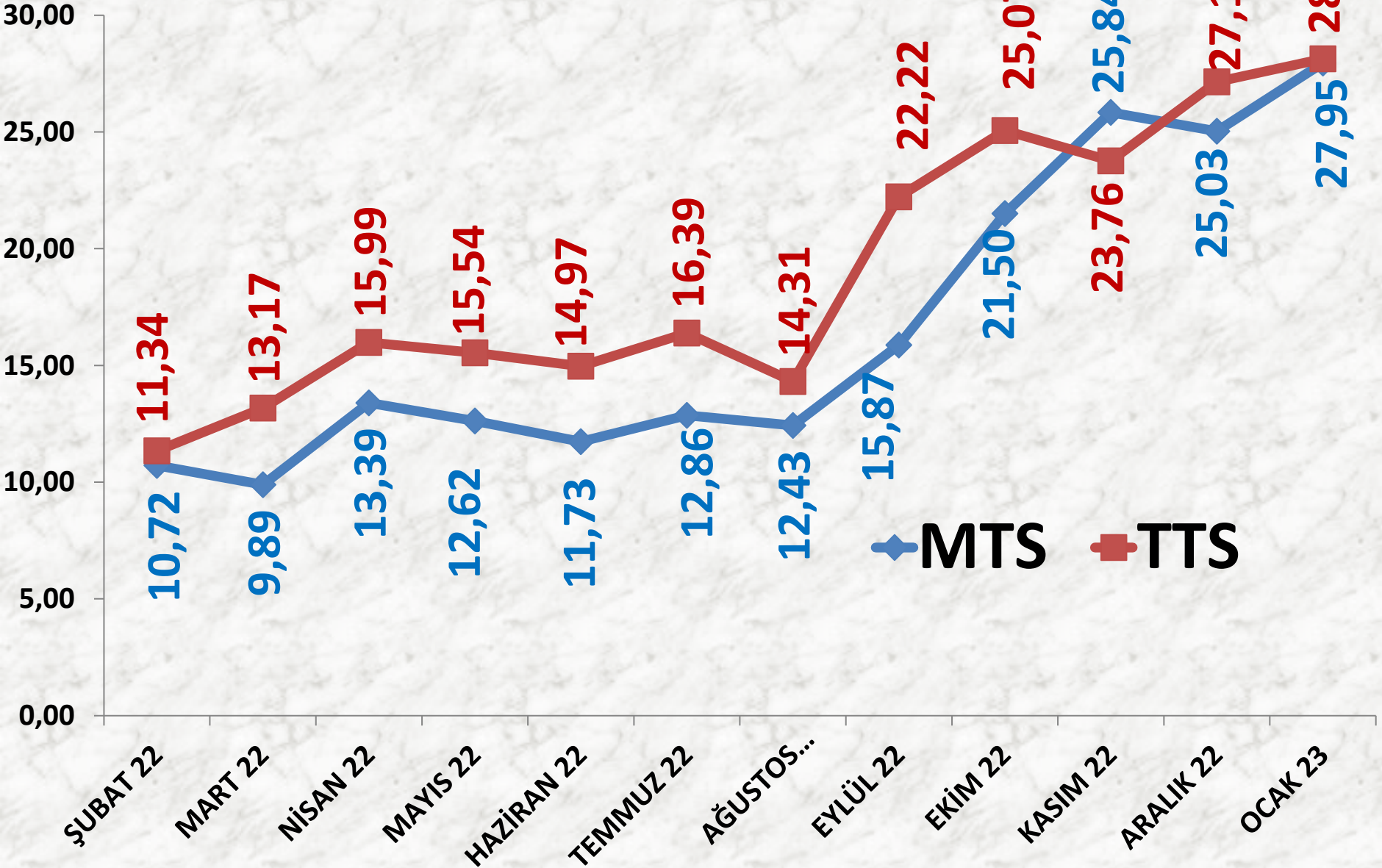
İŞLEM MİKTARI (TON)	2021 OCAK	2022 OCAK		2023 OCAK	
MTS	1792 TON	5%	1885 TON	-22%	1474 TON
TTS	886 TON	3%	914 TON	116%	1977 TON

EN AZ FİYAT	2021 OCAK	2022 OCAK		2023 OCAK	
MTS	8,27 TL	-49%	4,20 TL	376%	20,00 TL
TTS	9,50 TL	10%	10,45 TL	91%	20,00 TL

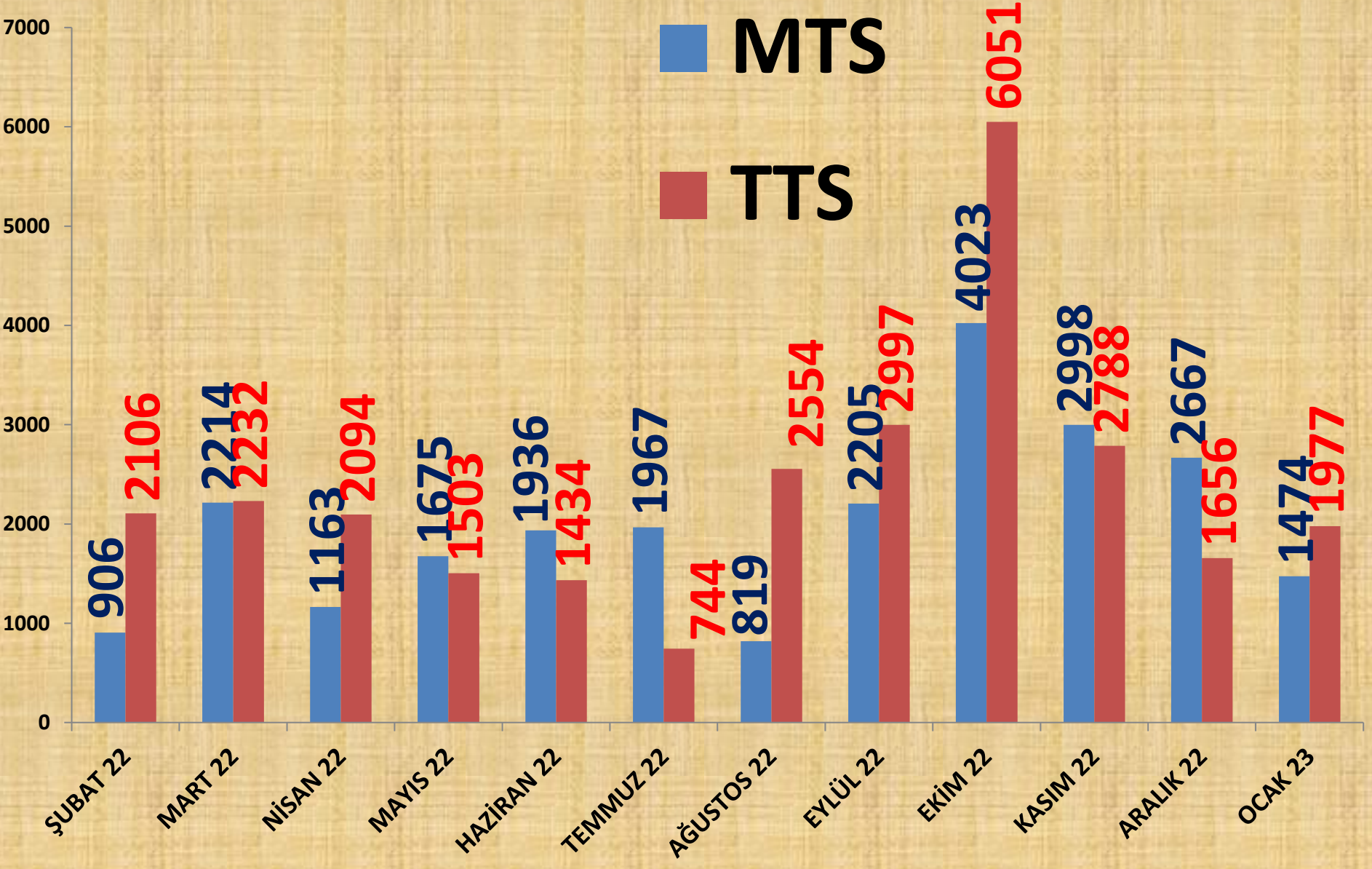
EN ÇOK FİYAT	2021 OCAK	2022 OCAK		2023 OCAK	
MTS	15,10 TL	-12%	13,22 TL	172%	36,00 TL
TTS	17,00 TL	5%	17,80 TL	116%	38,50 TL

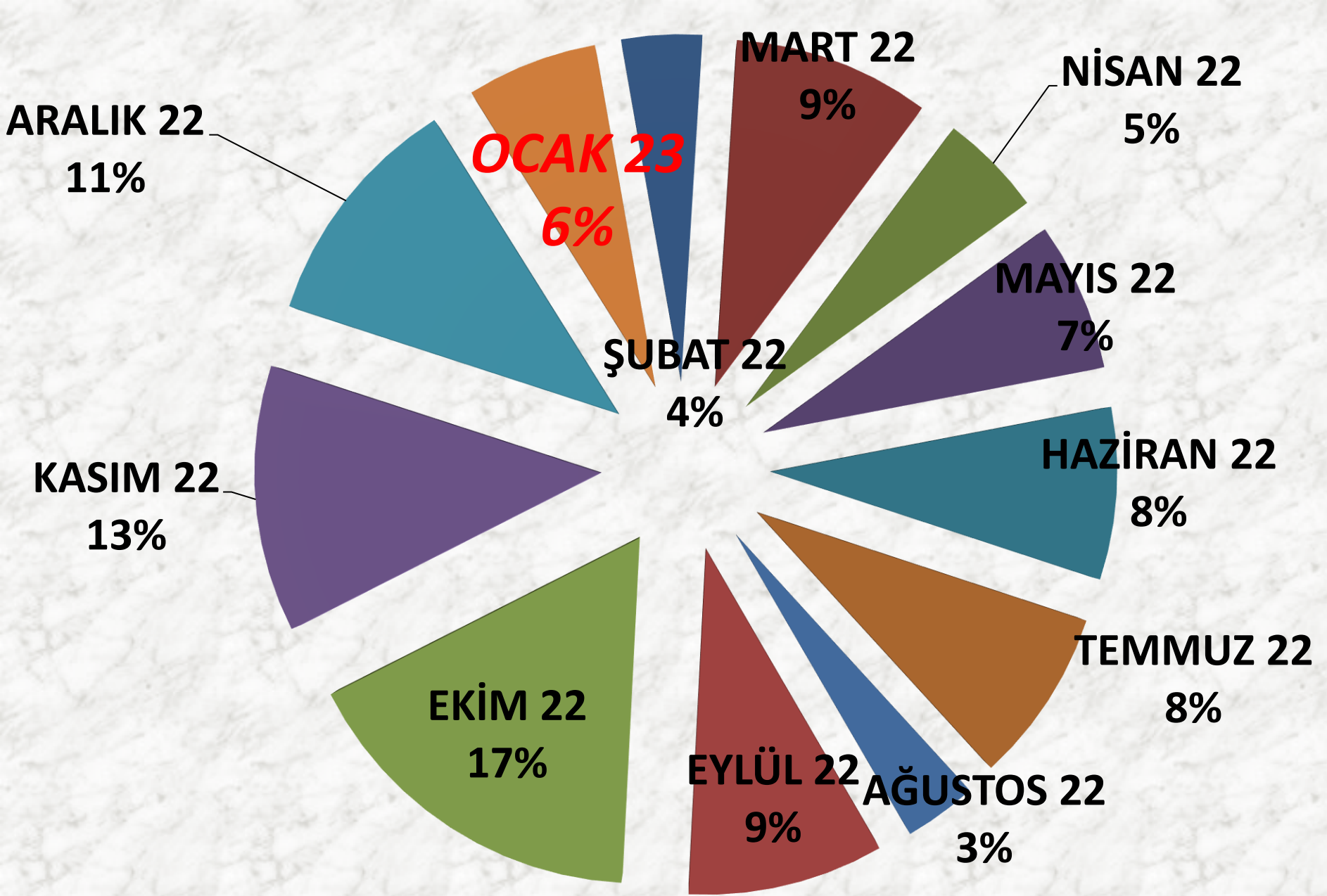
ORT. FİYAT	2021 OCAK	2022 OCAK		2023 OCAK	
MTS	12,03 TL	-16%	10,06 TL	178%	27,95 TL
TTS	12,50 TL	-4%	11,95 TL	136%	28,14 TL

AYLIK AYÇİÇEĞİ FİYAT TRENDİ (TL)



AYLIK AYÇİÇEĞİ İŞLEM MİKTARI (TON)

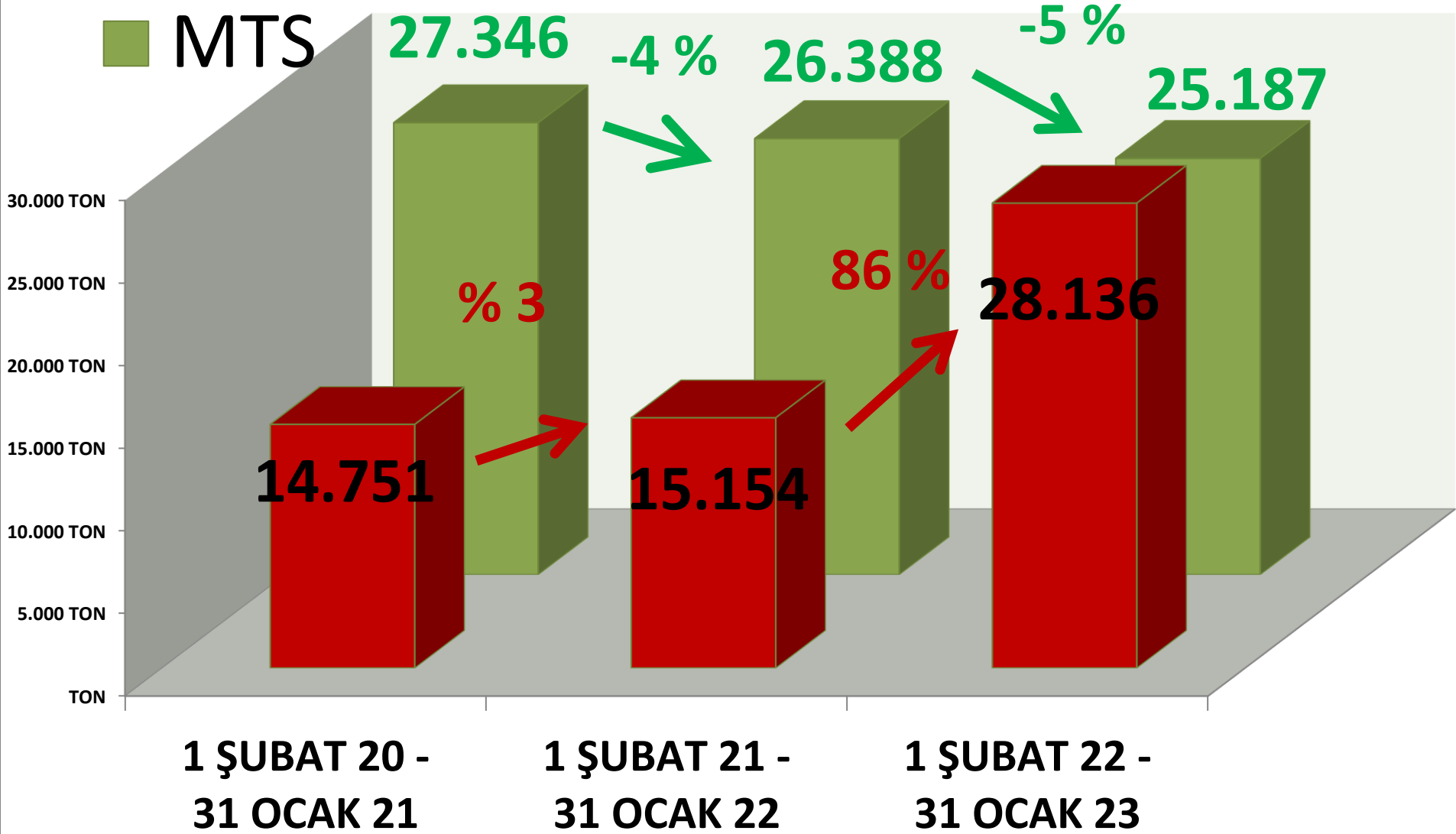




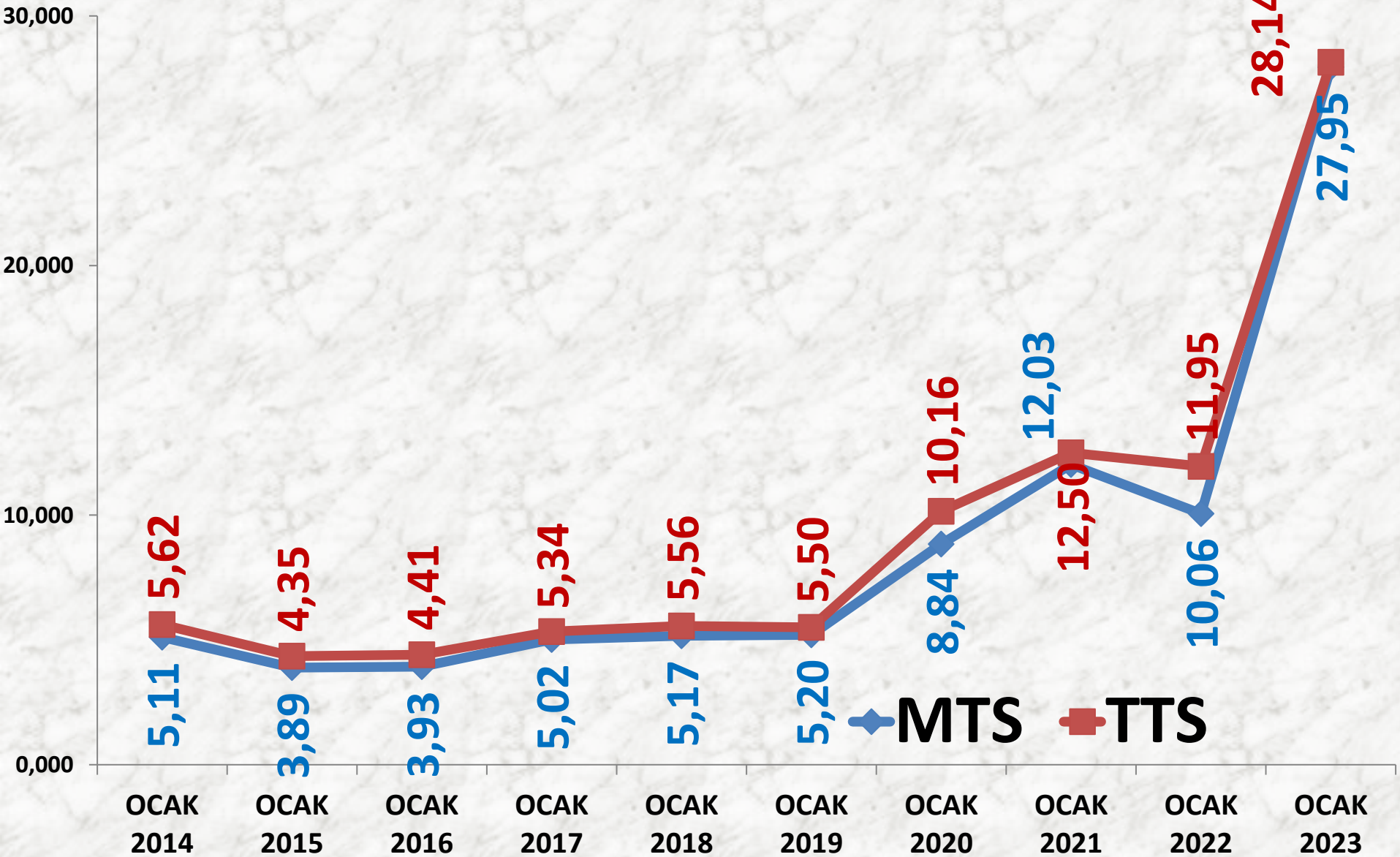
AYLIK AYÇİÇEĞİ MTS İŞLEM MİKTARI ORANLARI

TTS YILLIK TOPLAM AYÇİÇEĞİ İŞLEM MİKTARI (TON)

MTS



OCAK AYLARI AYÇİÇEĞİ FİYAT ORT. (TL)

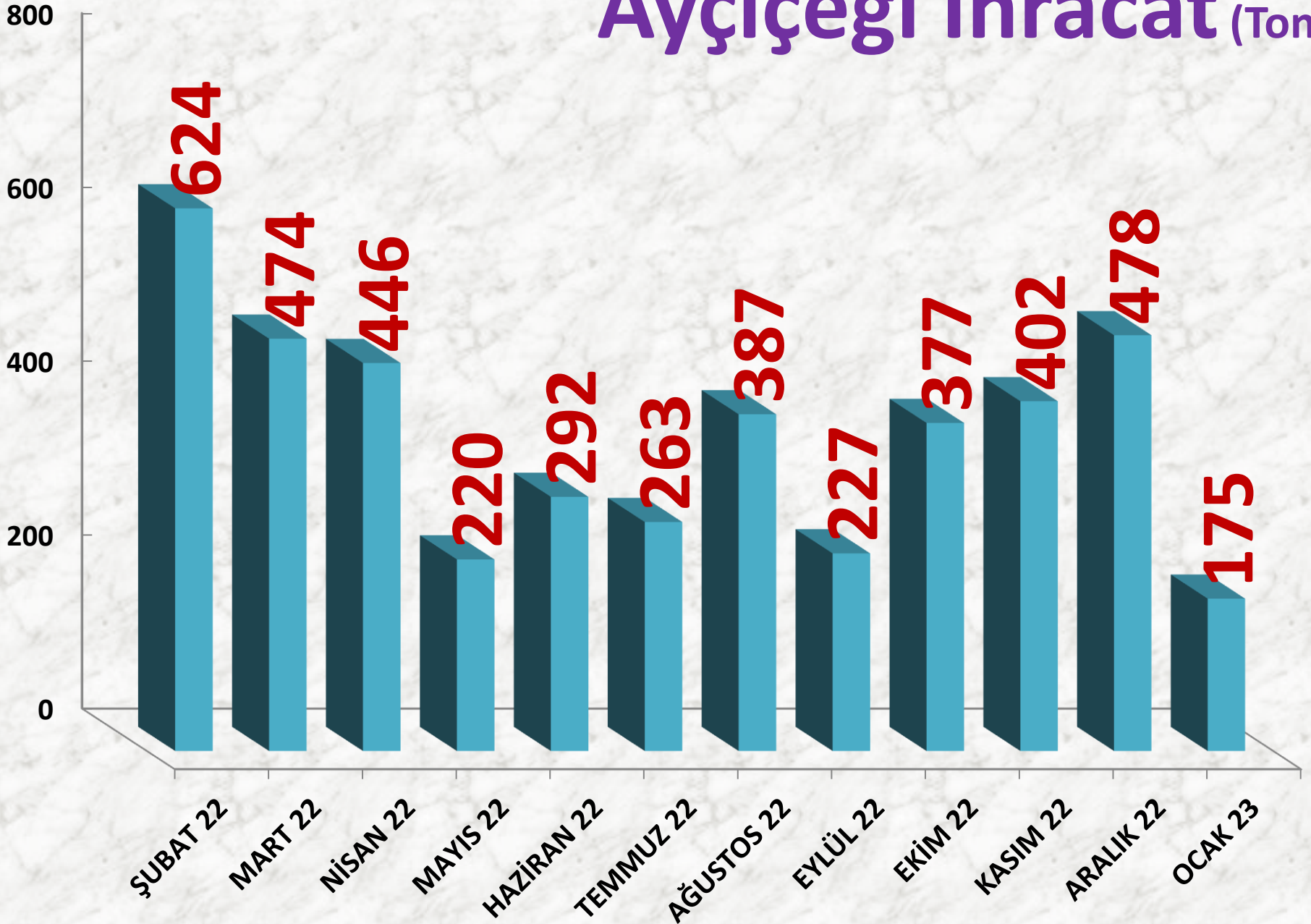


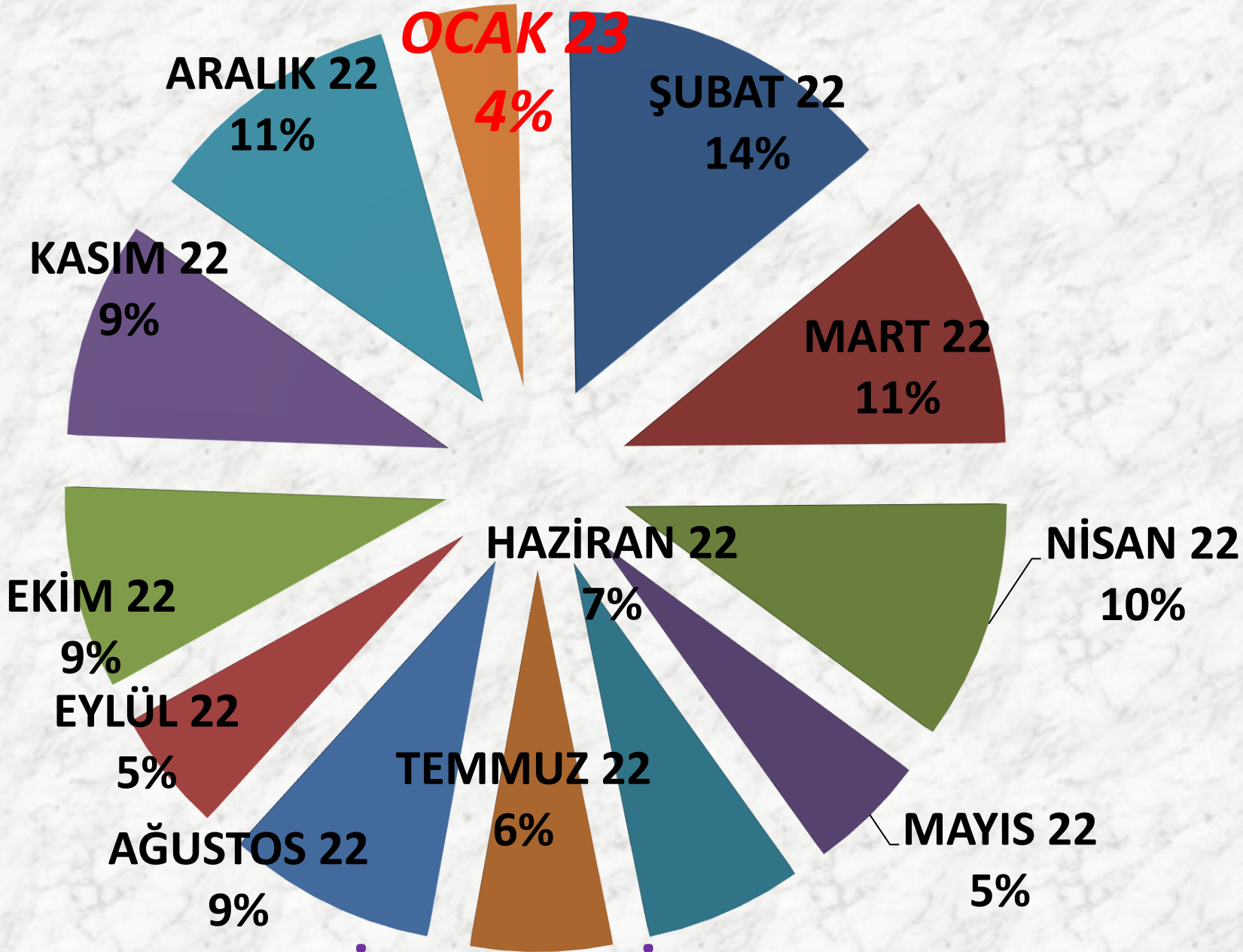
AYÇEKİRDEĞİ İHRACATI

İŞLEM HACMİ TON	2021 OCAK	2022 OCAK	2023 OCAK
TTS	331 TON	201% 995 TON	-82% 175 TON



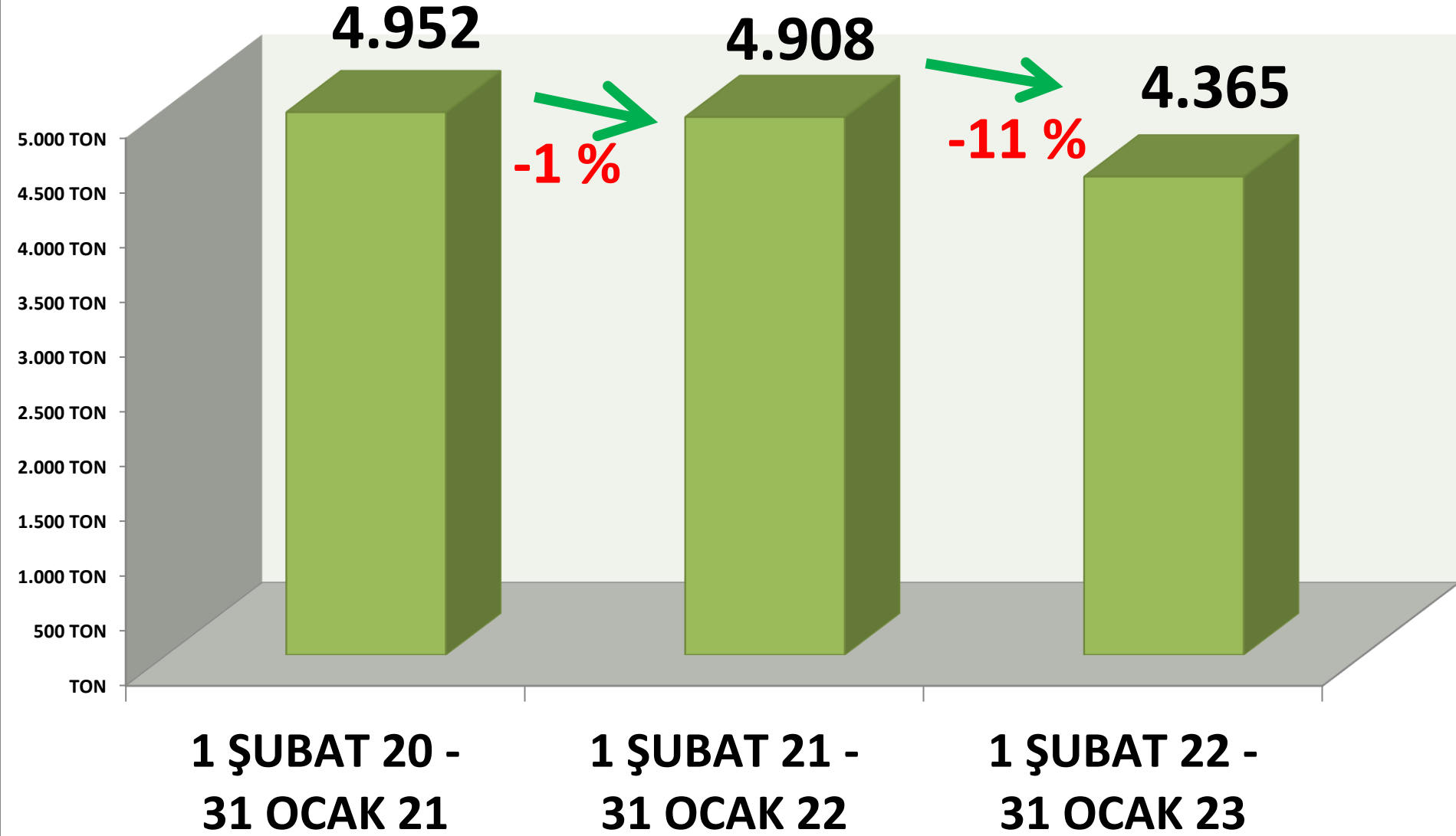
Ayçiçeği İhracat (Ton)





Aylık Ayçiçeği İhracat Miktarı Oranları

YILLIK TOPLAM AYÇIĞEĞİ İHRACAT MİKTARI (TON)



SÜT

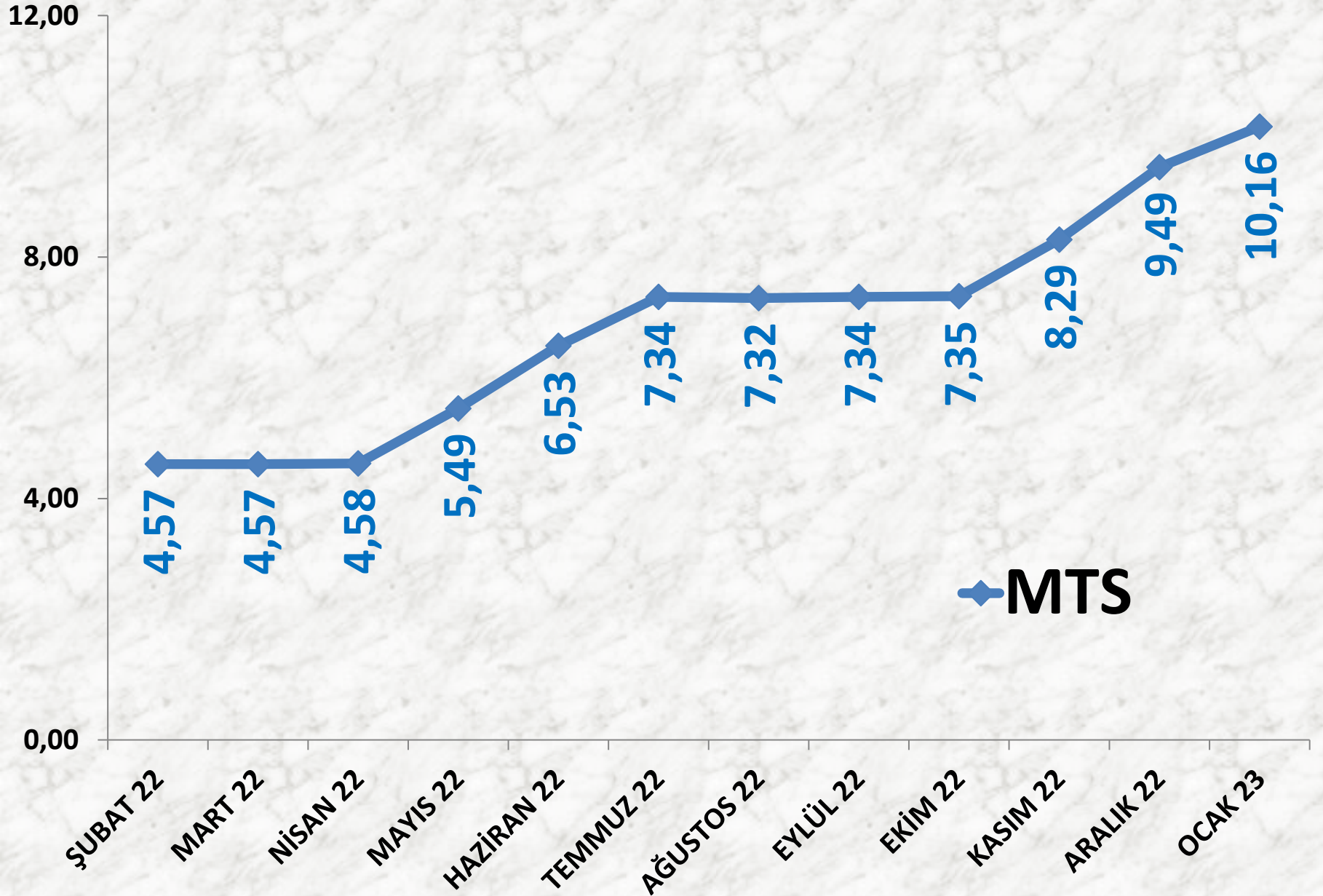
İŞLEM MİKTARI (M ³)	2021 OCAK		2022 OCAK		2023 OCAK	
	MTS	29.327 M ³	2%	29.983 M ³	-11%	26.589 M ³

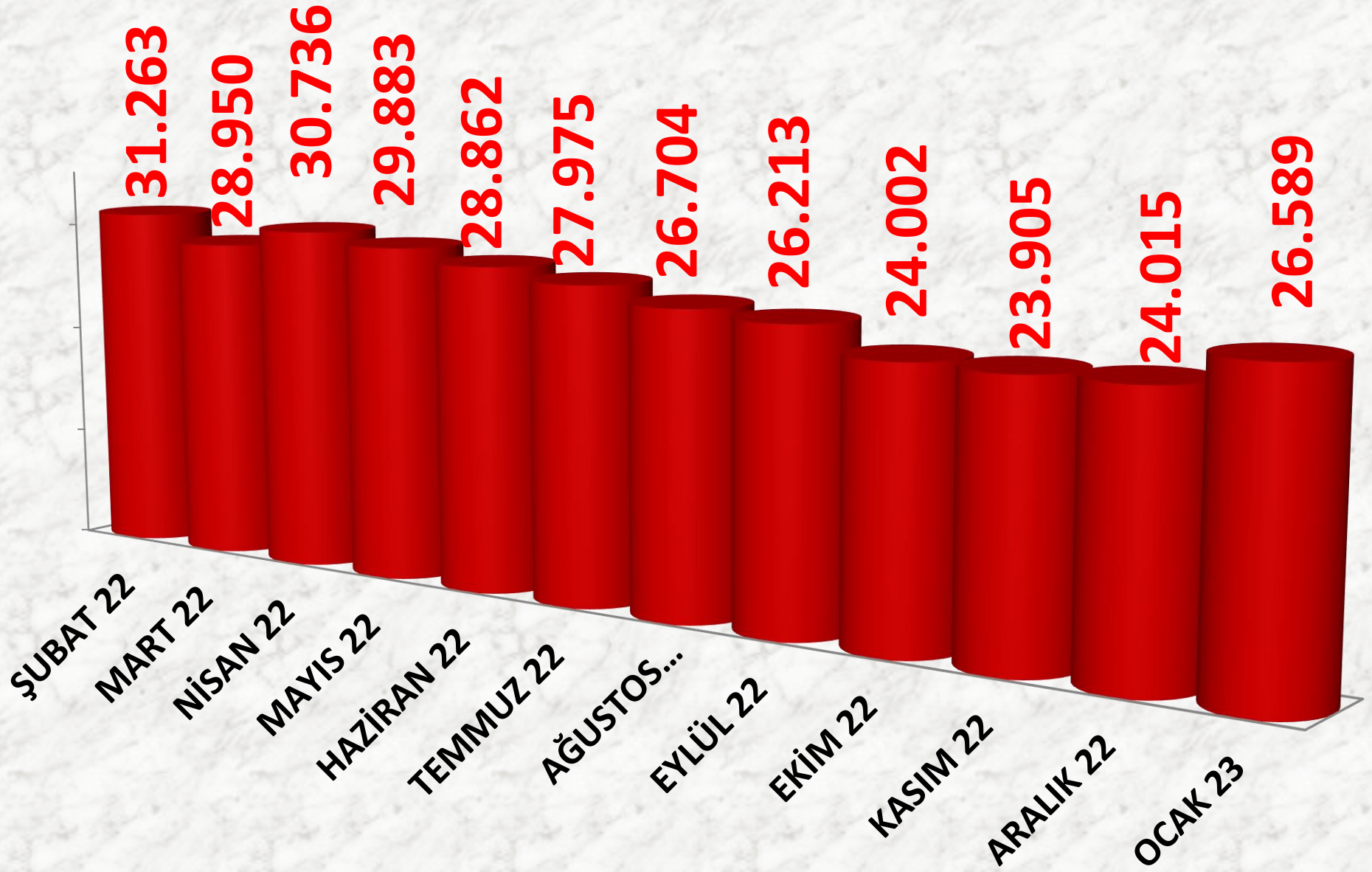
EN AZ FİYAT	2021 OCAK		2022 OCAK		2023 OCAK	
	MTS	2,00 TL	45%	2,90 TL	188%	8,35 TL

EN ÇOK FİYAT	2021 OCAK		2022 OCAK		2023 OCAK	
	MTS	2,71 TL	101%	5,45 TL	111%	11,50 TL


ORTALAMA FİYAT	2021 OCAK		2022 OCAK		2023 OCAK	
	MTS	2,23 TL	91%	4,26 TL	138%	10,16 TL

AYLIK İNEK SÜTÜ FİYAT TRENDİ (TL)





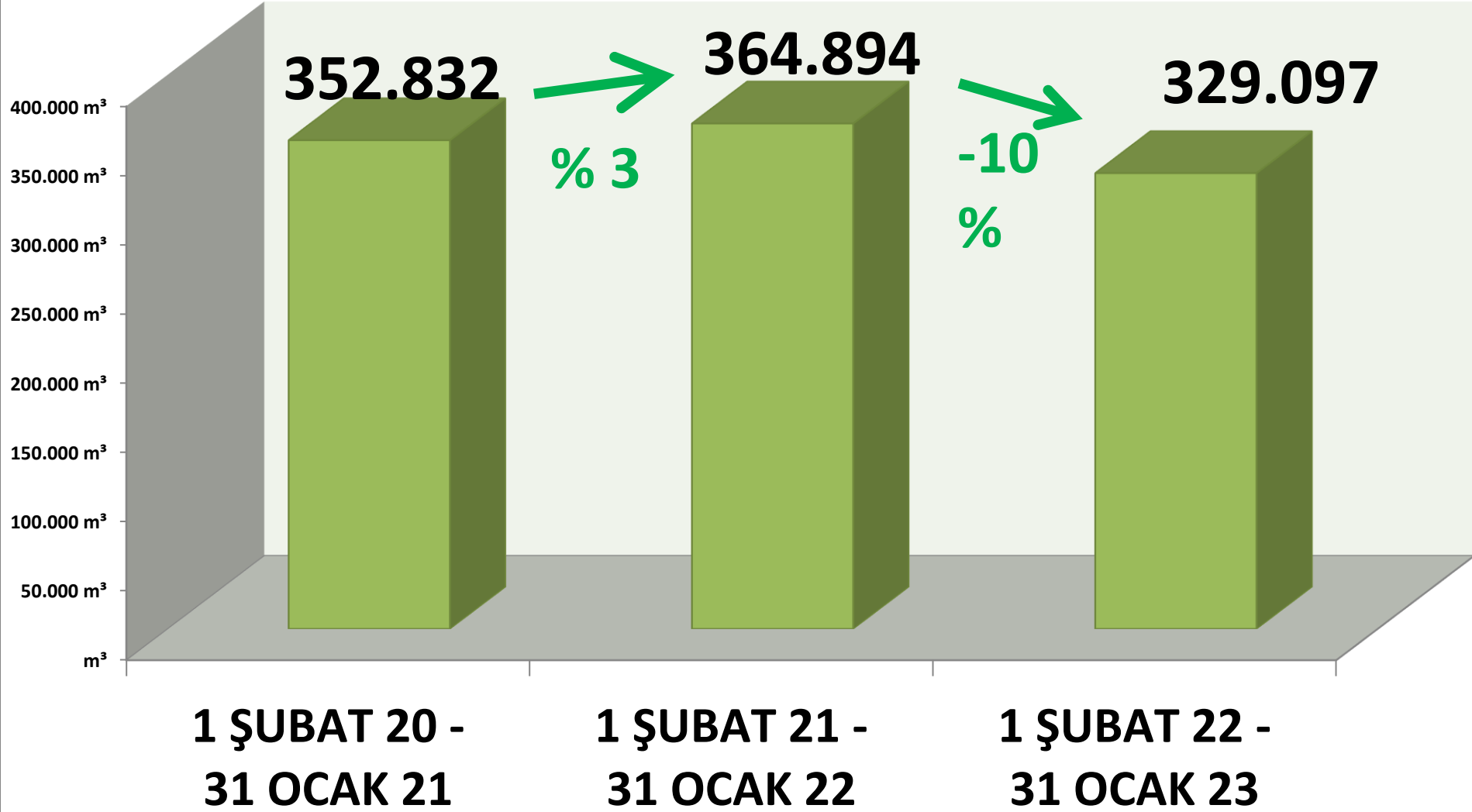
AYLIK SÜT İŞLEM MİKTARI (M³)



AYLIK MTS İNEK SÜTÜ İŞLEM MİKTARI ORANLARI

YILLIK TOPLAM İNEK SÜTÜ İŞLEM MİKTARI (M³)

■ MTS



BEYAZ HAŞHAŞ

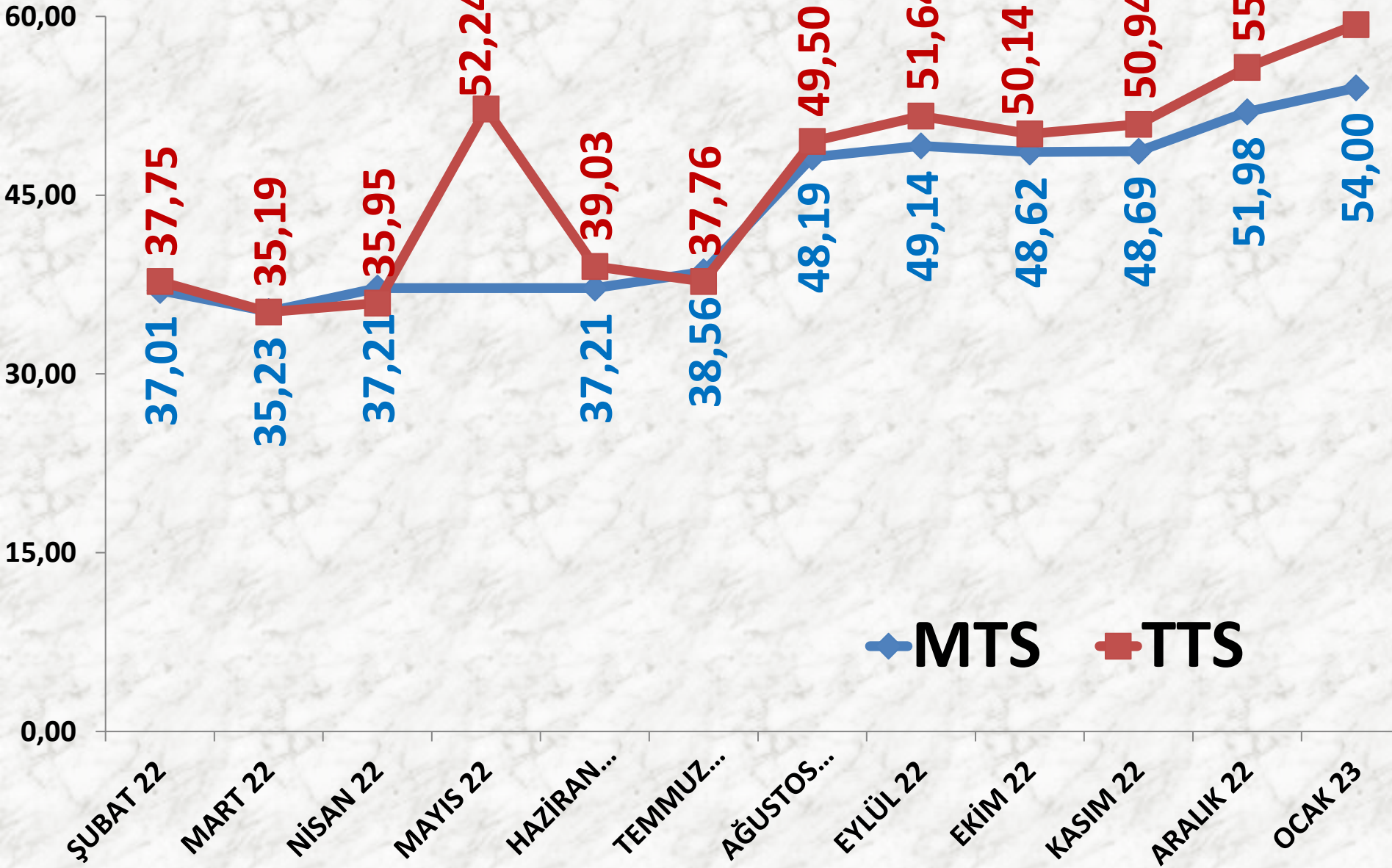
İŞLEM MİKTARI (TON)	2021 OCAK	2022 OCAK		2023 OCAK	
<i>MTS</i>	211 TON	404%	1.065 TON	-87%	138 TON
<i>TTS</i>	226 TON	302%	909 TON	-88%	110 TON

EN AZ FİYAT	2021 OCAK	2022 OCAK		2023 OCAK	
MTS	23,70 TL	9%	25,77 TL	106%	53,00 TL
TTS	22,50 TL	50%	33,82 TL	68%	56,81 TL

EN ÇOK FİYAT	2021 OCAK	2022 OCAK		2023 OCAK	
MTS	28,18 TL	49%	42,00 TL	38%	58,00 TL
TTS	31,69 TL	51%	48,00 TL	49%	71,60 TL

ORT. FİYAT	2021 OCAK	2022 OCAK		2023 OCAK	
MTS	25,94 TL	40%	36,43 TL	48%	54,00 TL
TTS	26,90 TL	42%	38,12 TL	56%	59,31 TL

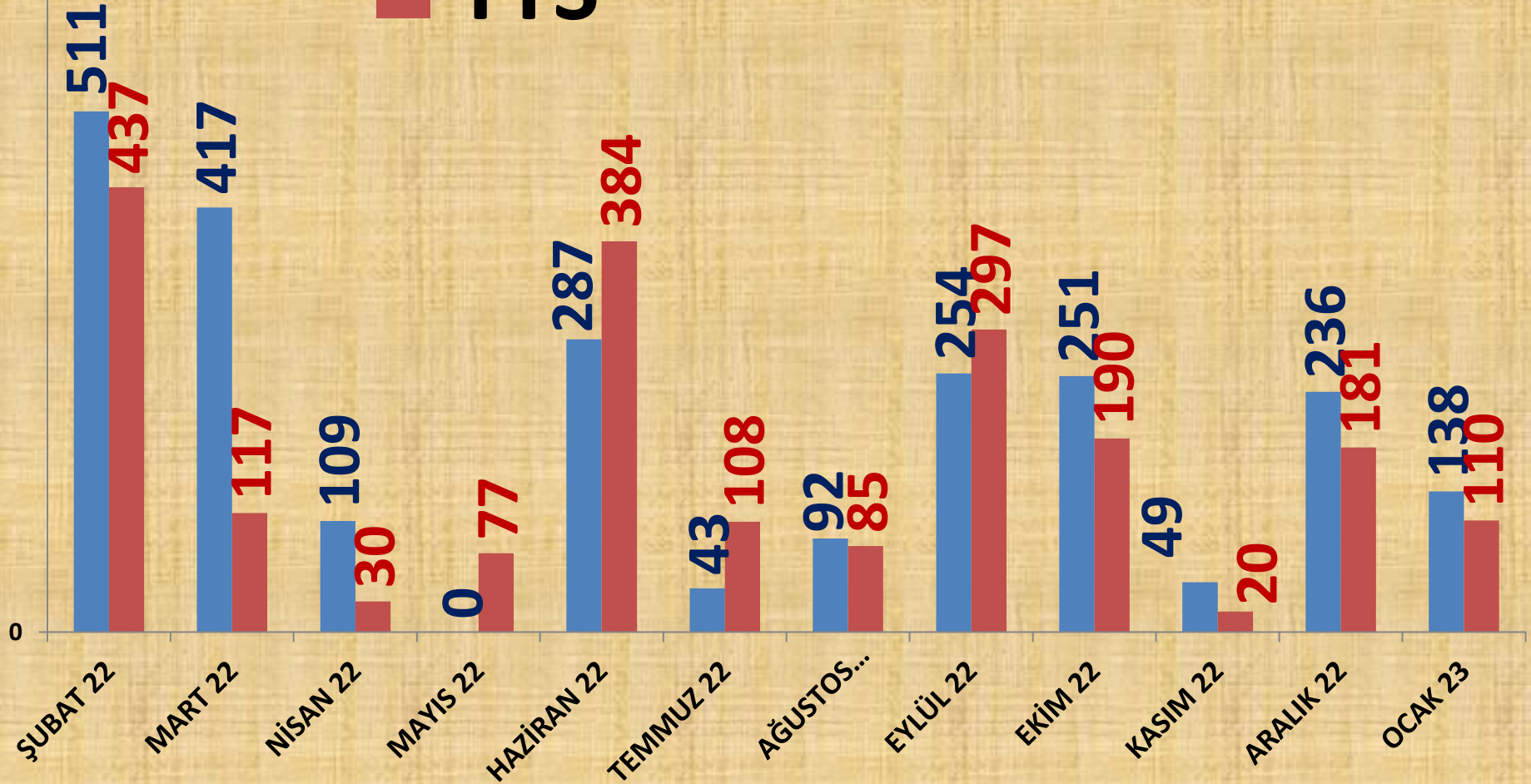
AYLIK B. HAŐHAŐ FİYAT TRENDİ (TL)

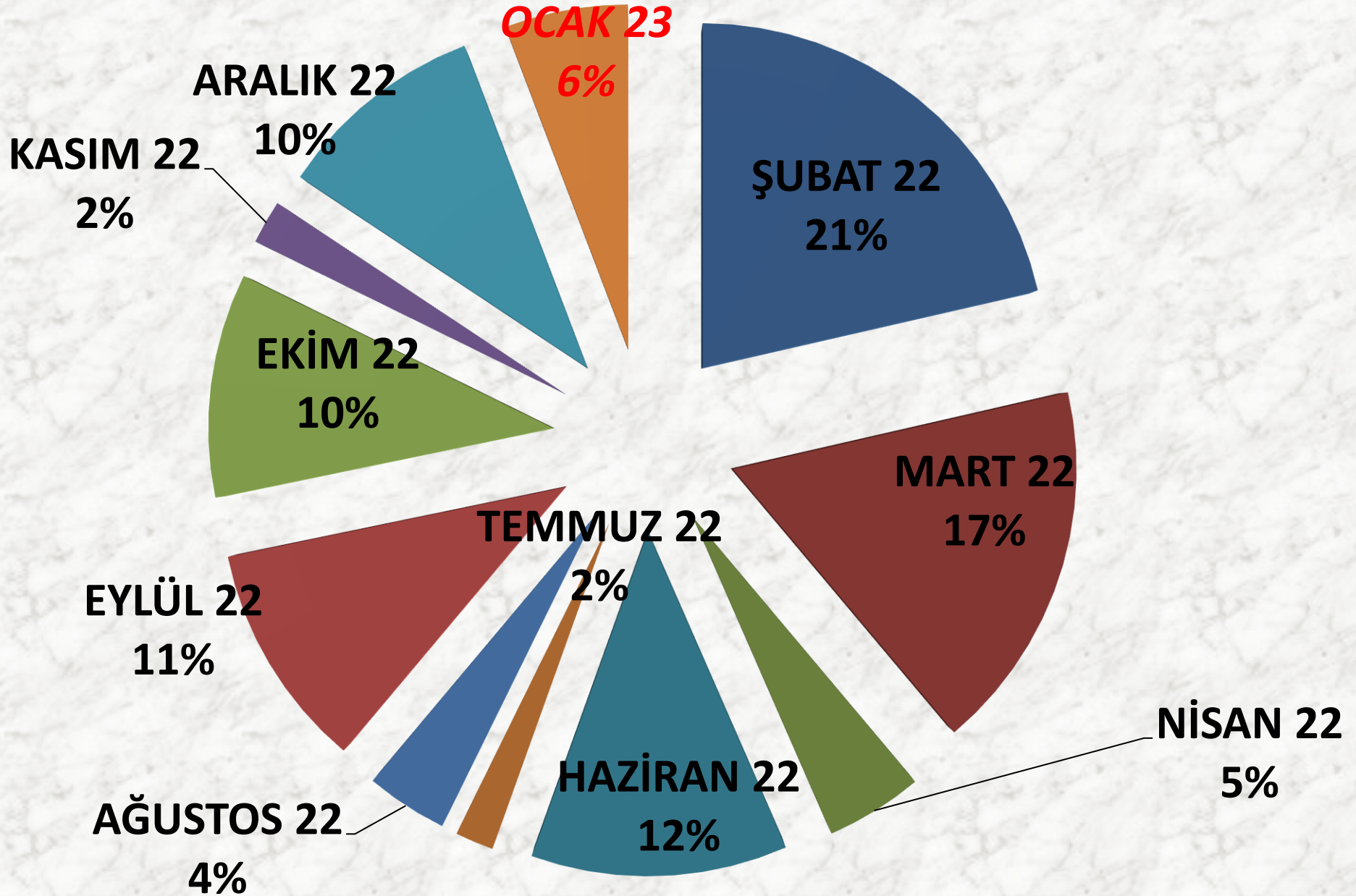


AYLIK B. HAŞHAŞ İŞLEM MİKTARI (TON)

■ MTS

■ TTS

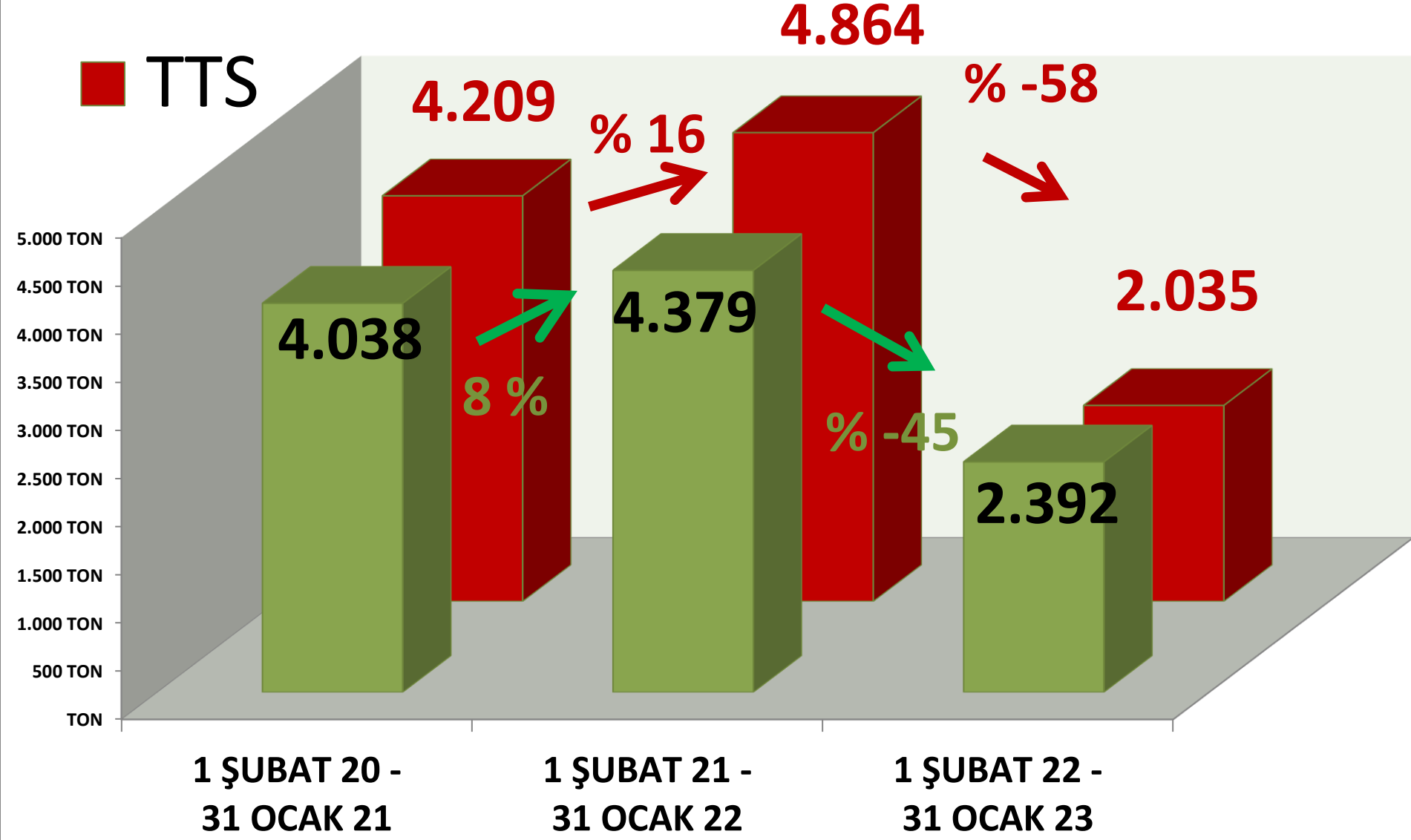




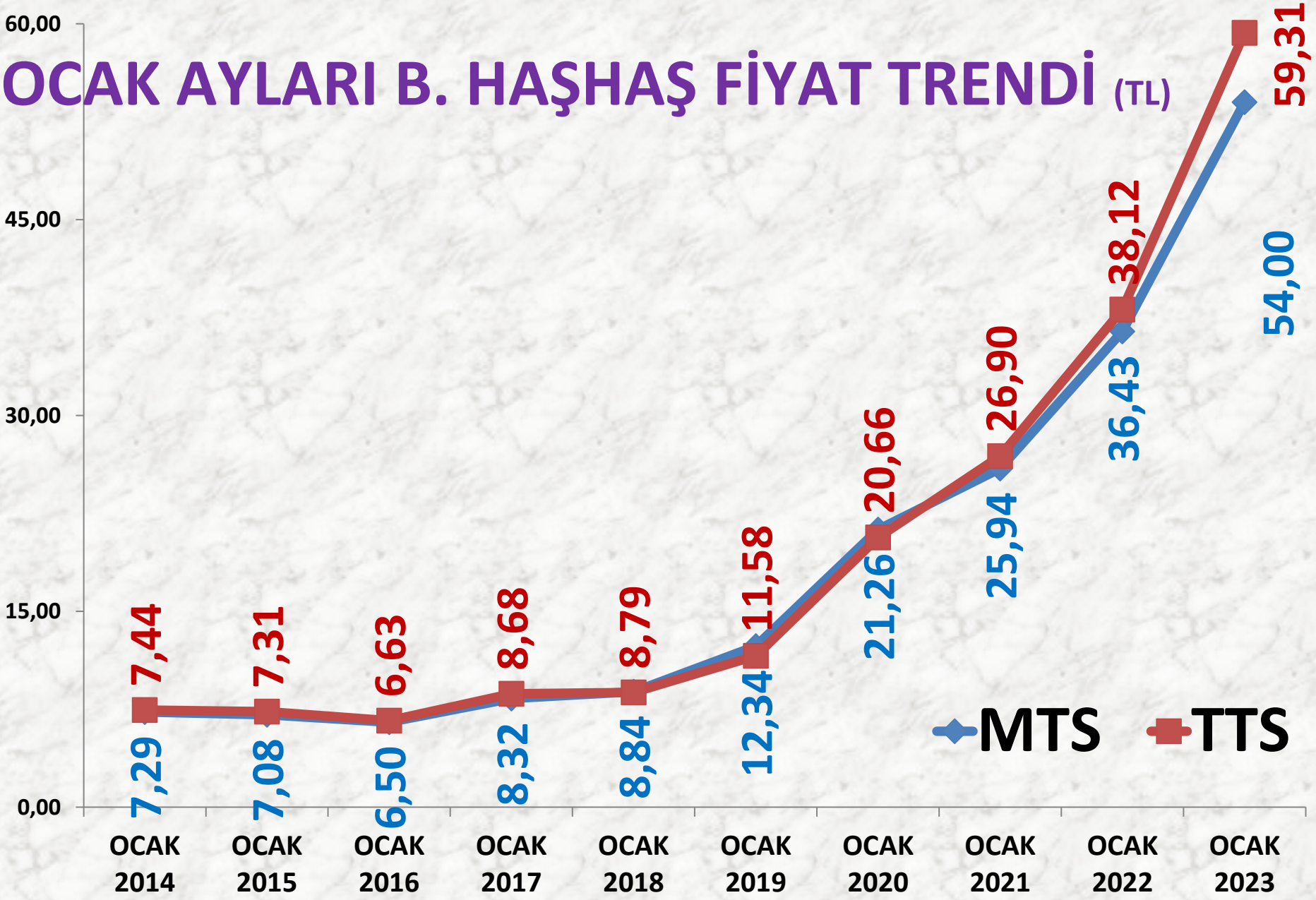
B. HAŞHAŞ MTS İŞLEM MİKTARI ORANLARI

MTS YILLIK TOPLAM B. HAŞHAŞ İŞLEM MİKTARI (TON)

■ MTS
■ TTS



OCAK AYLARI B. HAŞHAŞ FİYAT TRENDİ (TL)



MAVİ HAŞHAŞ

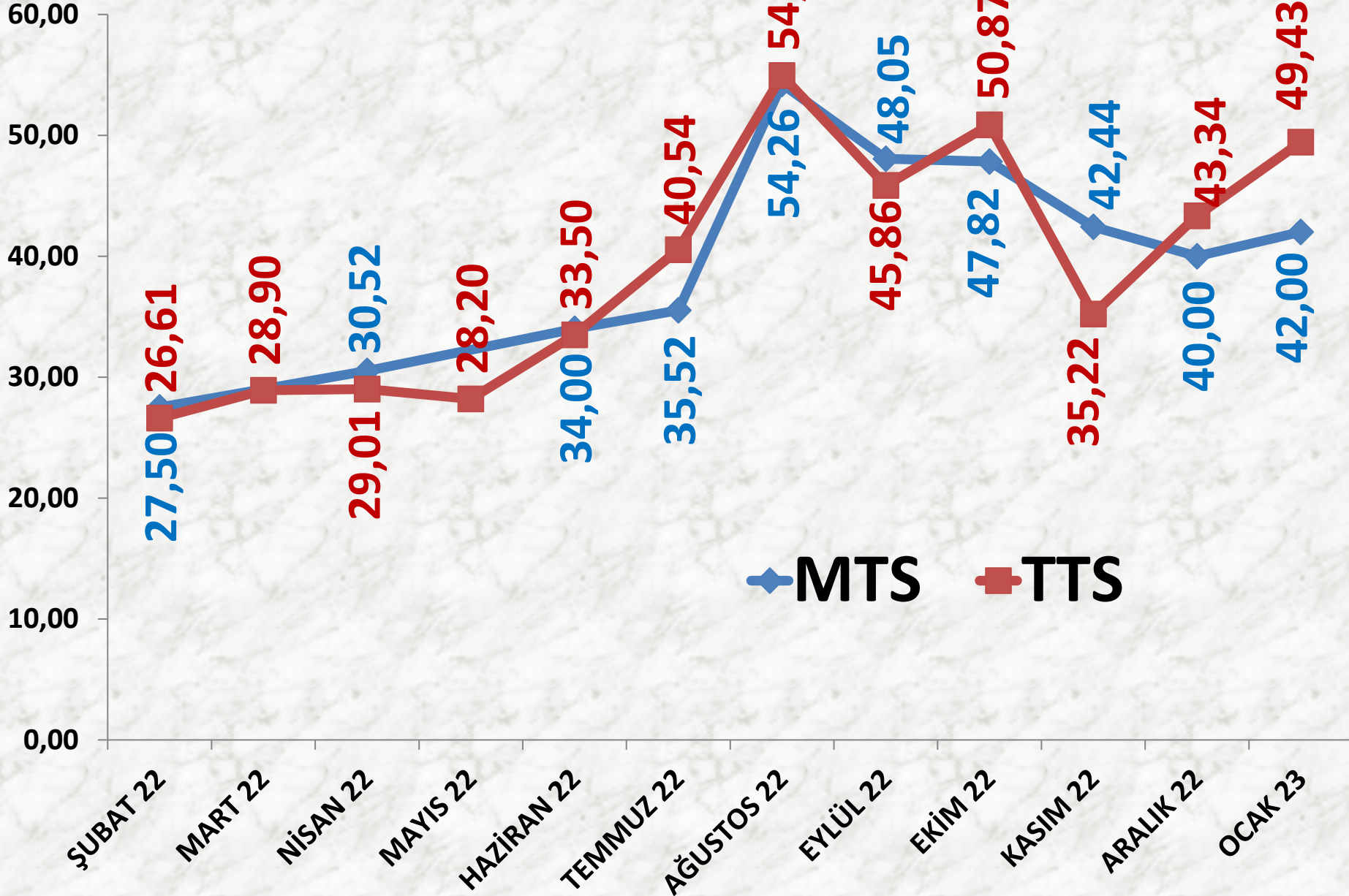
İŞLEM MİKTARI (TON)	2021 OCAK	2022 OCAK		2023 OCAK	
MTS	221 TON	-100%	0	-	21 TON
TTS	90 TON	-58%	38 TON	23%	47 TON

EN AZ FİYAT	2021 OCAK	2022 OCAK		2023 OCAK	
MTS	19,00 TL	-	-	-	42,00 TL
TTS	17,75 TL	66%	29,51 TL	46%	43,00 TL

EN ÇOK FİYAT	2021 OCAK	2022 OCAK		2023 OCAK	
MTS	24,45 TL	-	-	-	42,00 TL
TTS	27,50 TL	38%	38,00 TL	63%	62,00 TL

ORT. FİYAT	2021 OCAK	2022 OCAK		2023 OCAK	
MTS	19,56 TL	-	-	-	42,00 TL
TTS	20,71 TL	65%	34,20 TL	45%	49,43 TL

AYLIK M. HAŞHAŞ FİYAT TRENDİ (TL)

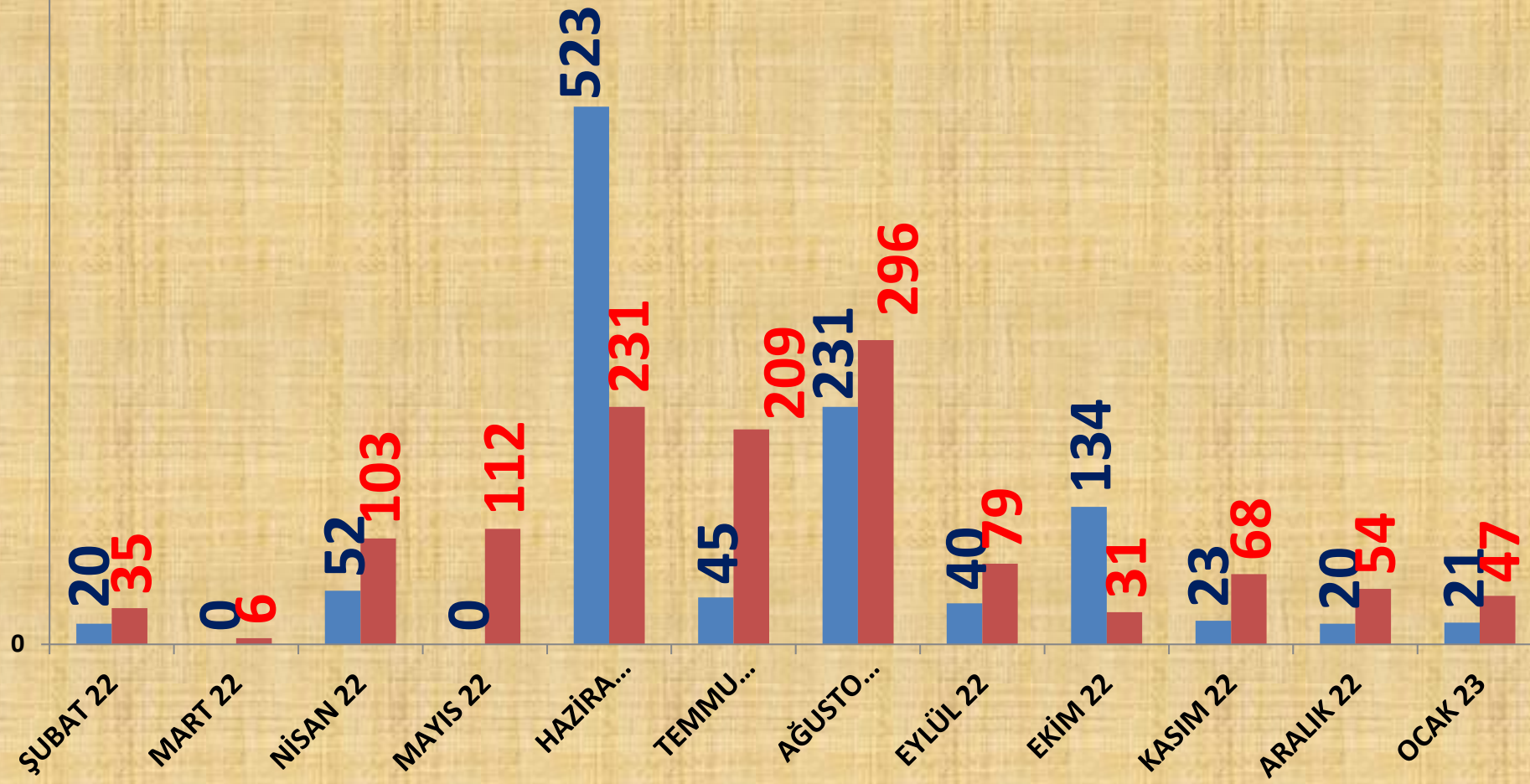


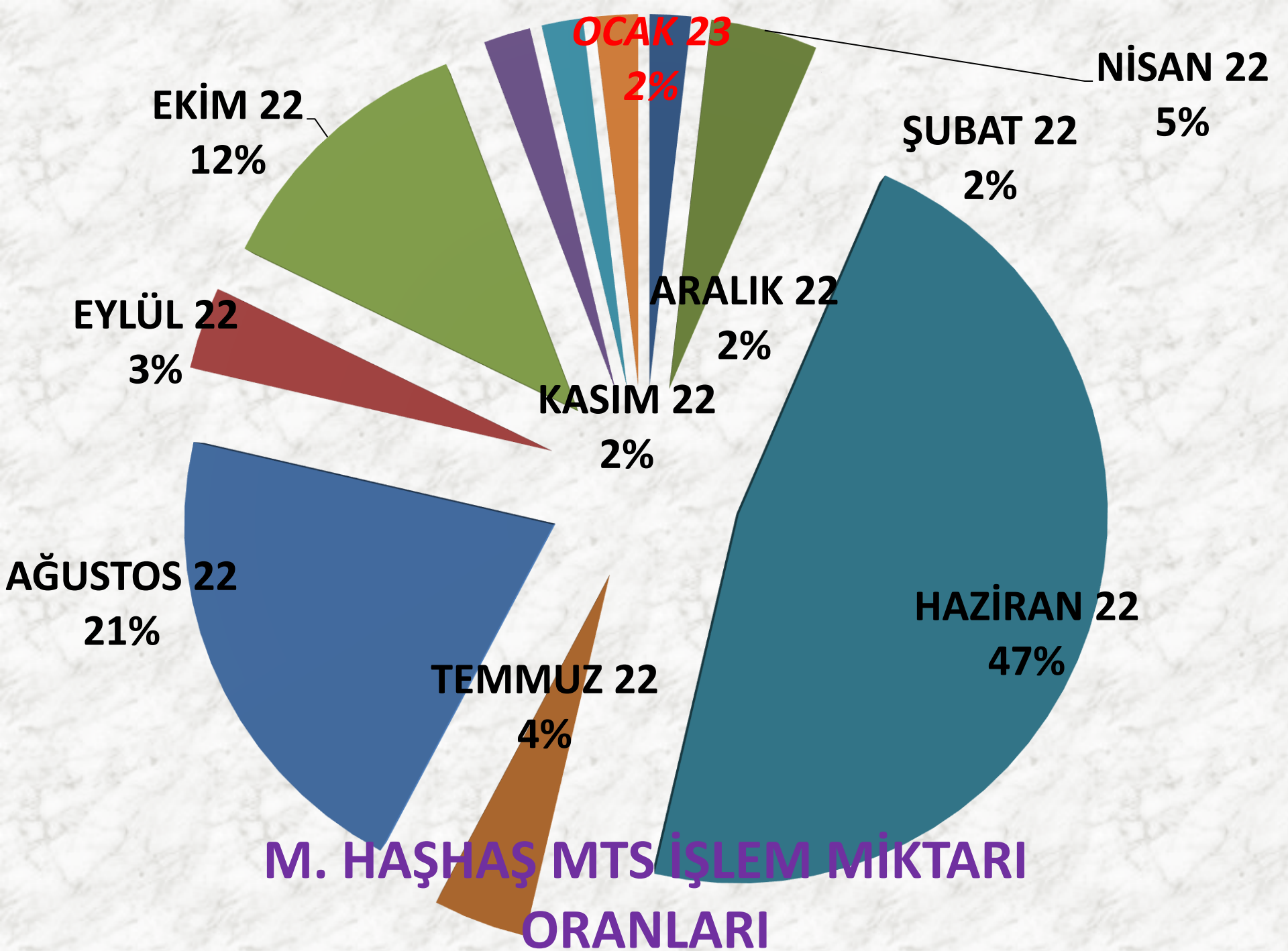
1000

AYLIK M. HAŞHAŞ İŞLEM MİKTARI (TON)

■ MTS

■ TTS

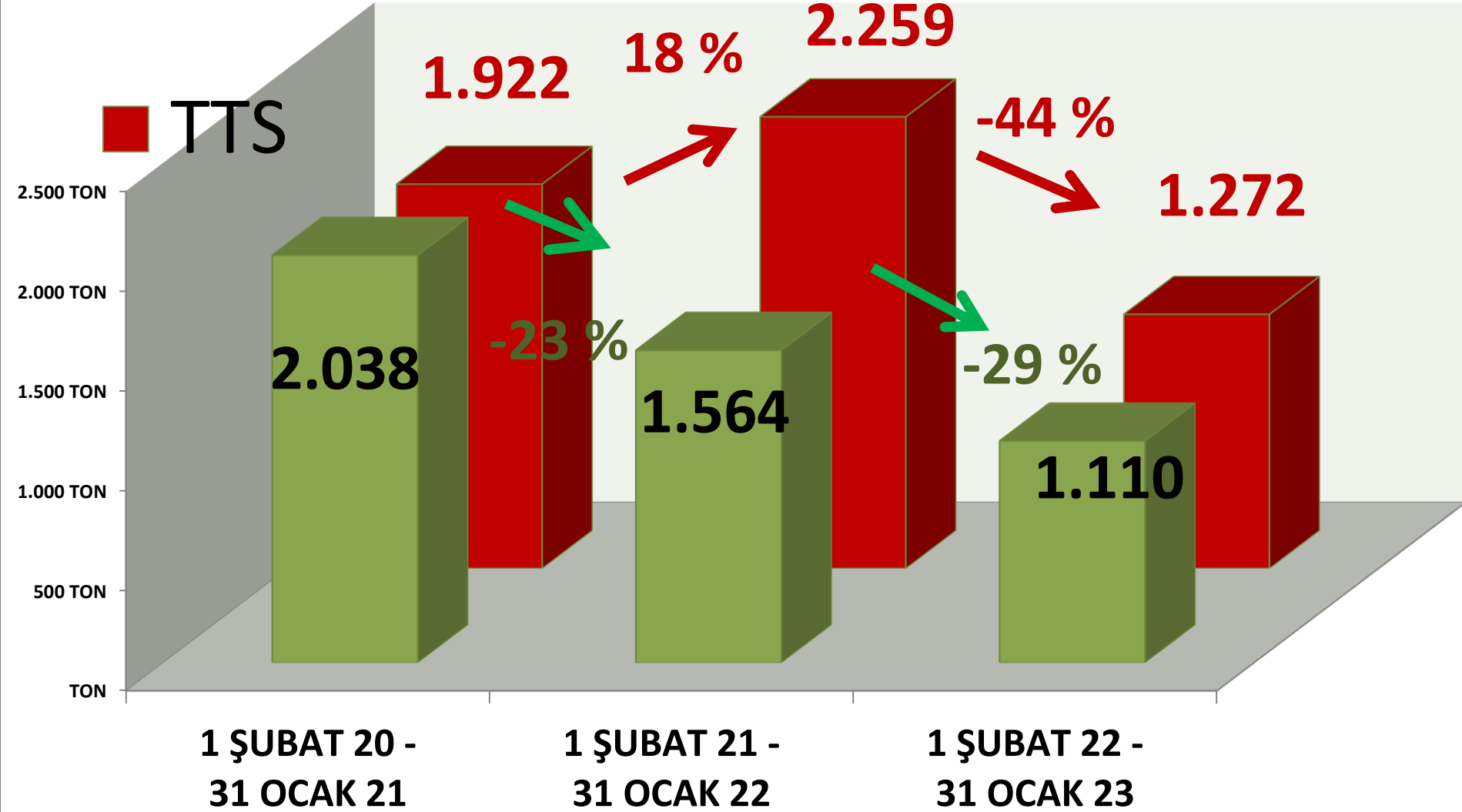




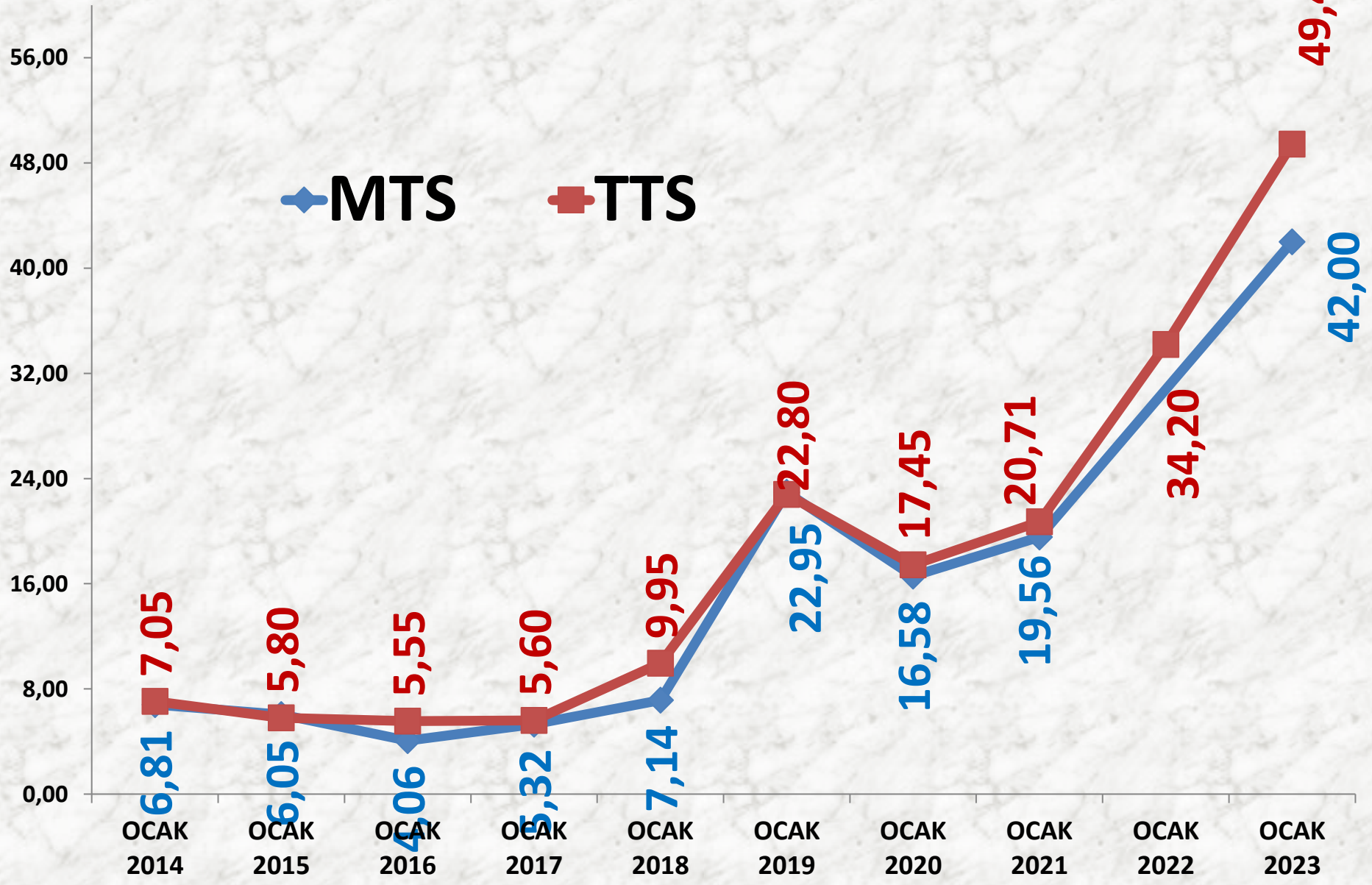
YILLIK TOPLAM M. HAŞHAŞ İŞLEM MİKTARI (TON)

■ MTS

■ TTS



OCAK AYLARI M. HAŞHAŞ FİYAT TRENDİ (TL)



KÜTLÜ PAMUK

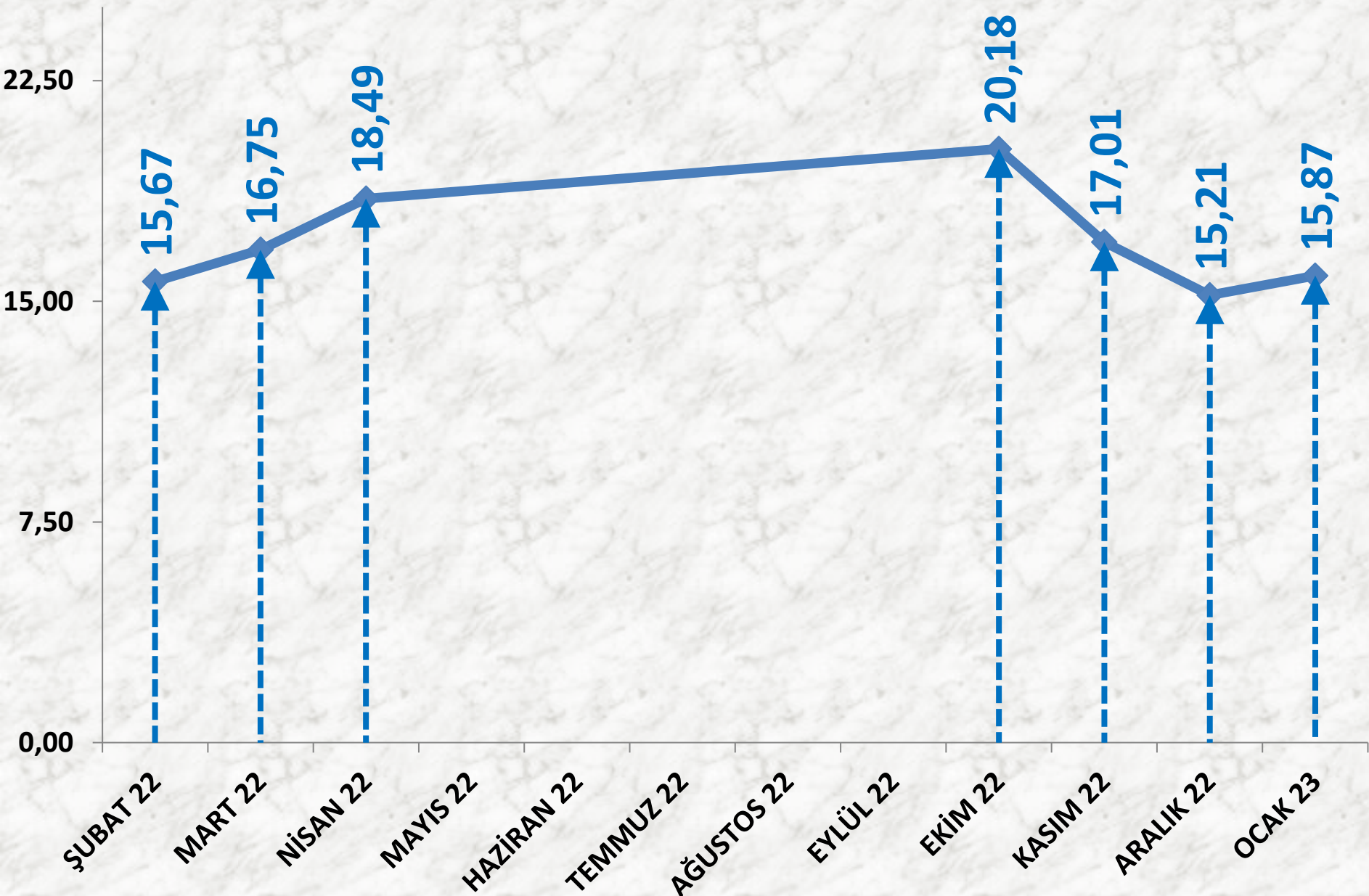
İŞLEM MİKTARI (TON)	2021 OCAK	2022 OCAK		2023 OCAK	
MTS	8716 TON	6%	9267 TON	13%	10517 TON

EN AZ FİYAT	2021 OCAK	2022 OCAK		2023 OCAK	
MTS	4,86 TL	162%	12,73 TL	5%	13,35 TL

EN ÇOK FİYAT	2021 OCAK	2022 OCAK		2023 OCAK	
MTS	6,00 TL	208%	18,48 TL	11%	20,46 TL

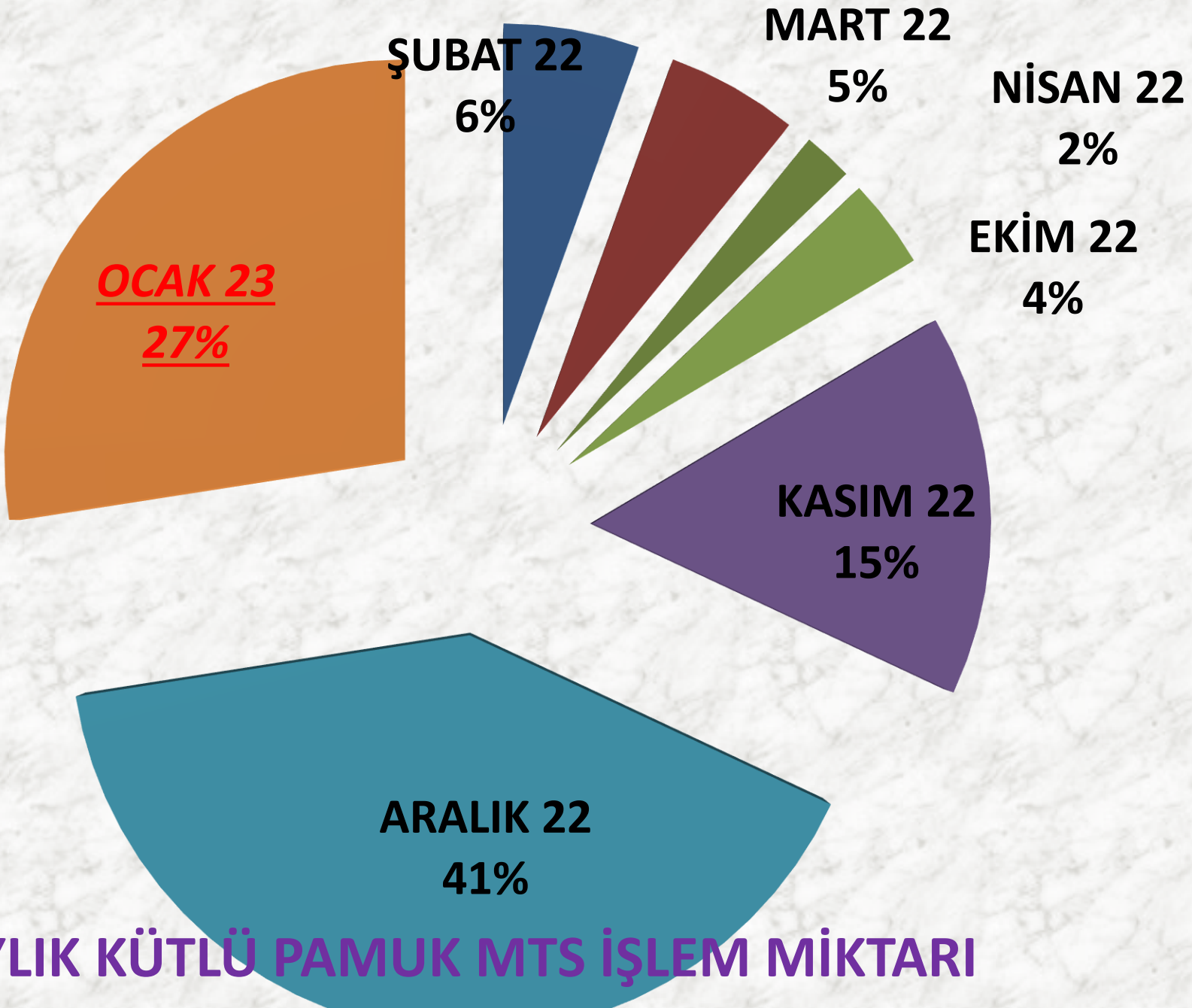
ORTALAMA FİYAT	2021 OCAK	2022 OCAK		2023 OCAK	
MTS	5,60 TL	172%	15,24 TL	4%	15,87 TL

AYLIK KÜTLÜ PAMUK FİYAT TRENDİ (TL)



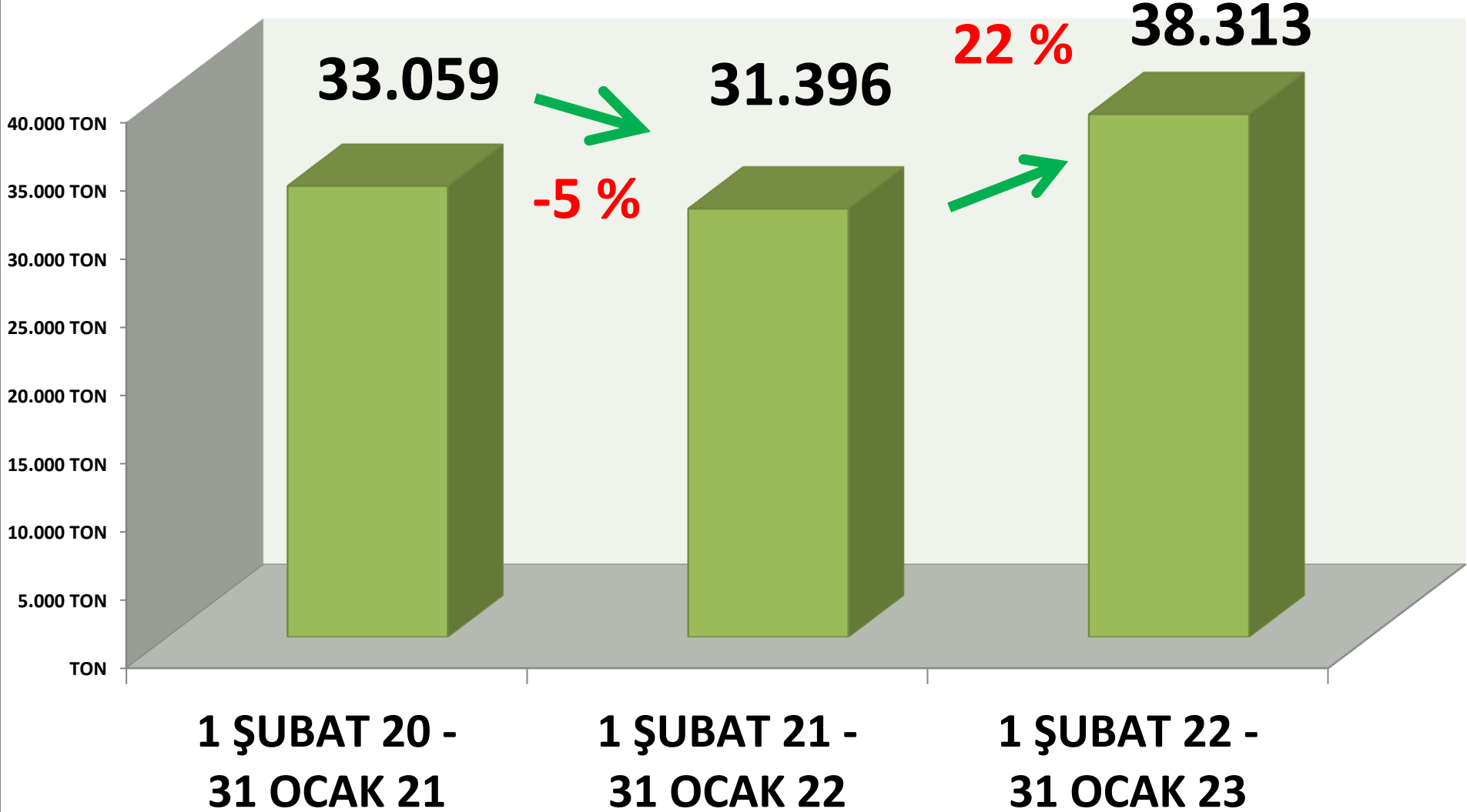
AYLIK KÜTLÜ PAMUK İŞLEM MİKTARI (TON)



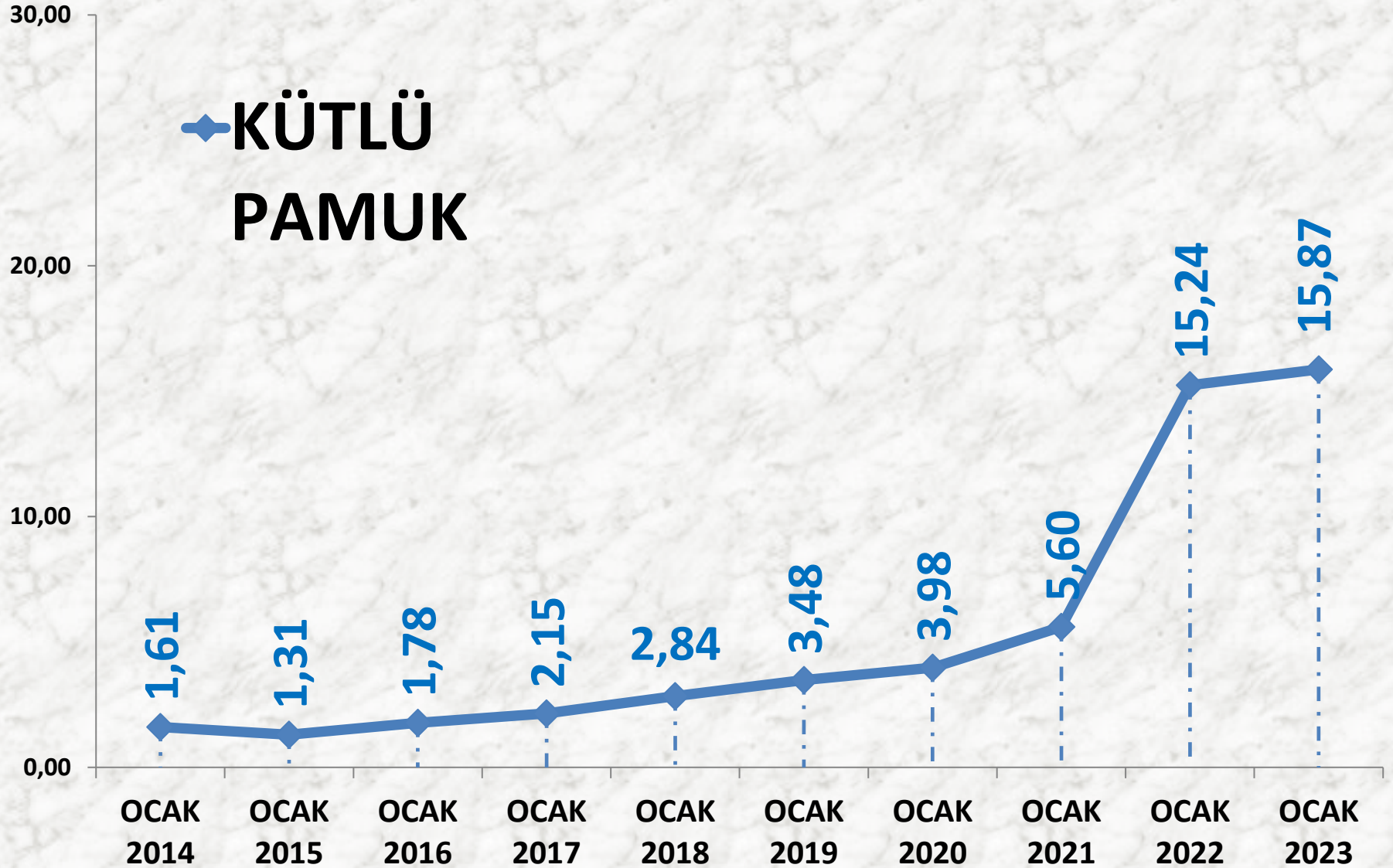


**AYLIK KÜTLÜ PAMUK MTS İŞLEM MİKTARI
ORANLARI**

YILLIK TOPLAM KÜTLÜ PAMUK İŞLEM MİKTARI (TON)



OCAK AYLARI K.PAMUK FİYAT TRENDİ (TL)



MAHLIÇ PAMUK

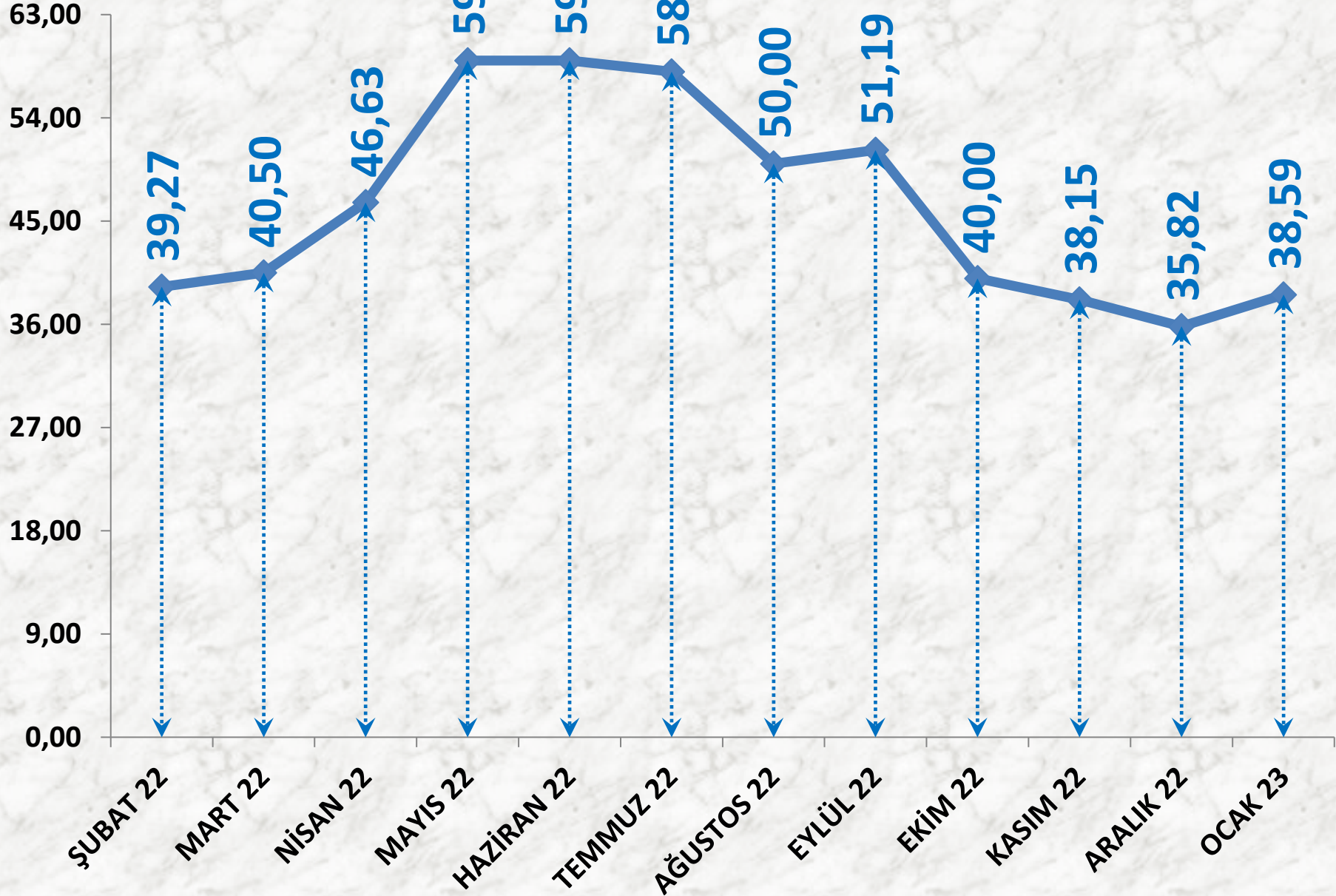
İŞLEM MİKTARI (TON)	2021 OCAK		2022 OCAK		2023 OCAK	
	TTS	952 TON	52%	1.446 TON	-68%	469 TON

EN AZ FİYAT	2021 OCAK		2022 OCAK		2023 OCAK	
	TTS	13,00 TL	104%	26,50 TL	40%	37,00 TL

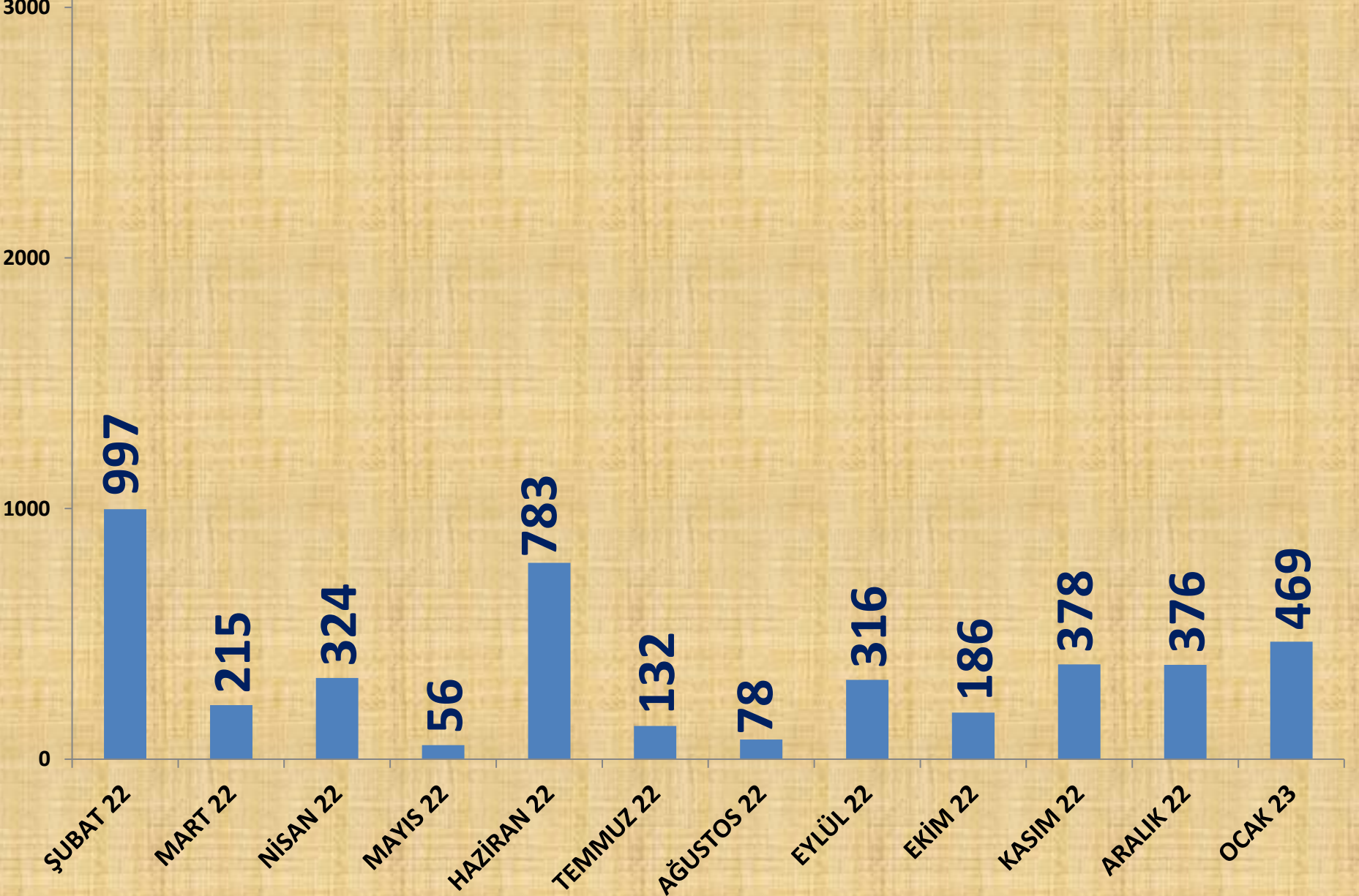
EN ÇOK FİYAT	2021 OCAK		2022 OCAK		2023 OCAK	
	TTS	14,90 TL	141%	35,90 TL	16%	41,53 TL

ORTALAMA FİYAT	2021 OCAK		2022 OCAK		2023 OCAK	
	TTS	13,65 TL	146%	33,61 TL	15%	38,59 TL

AYLIK MAHLIÇ PAMUK FİYAT TRENDİ (TL)



AYLIK MAHLIÇ PAMUK İŞLEM MİKTARI (TON)



YILLIK TOPLAM MAHLIÇ PAMUK İŞLEM MİKTARI (TON)

8.969

8.010

12 %

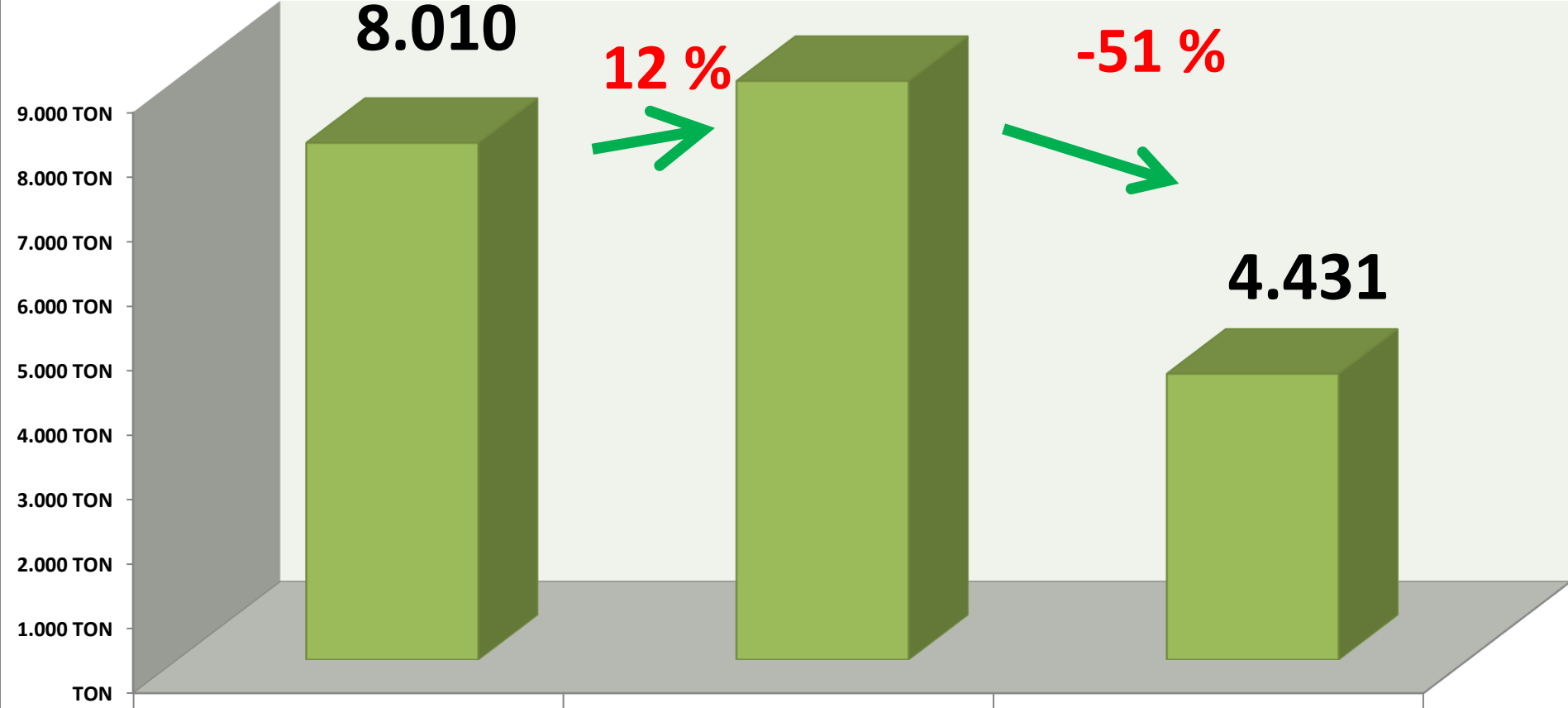
-51 %

4.431

1 ŞUBAT 20 -
31 OCAK 21

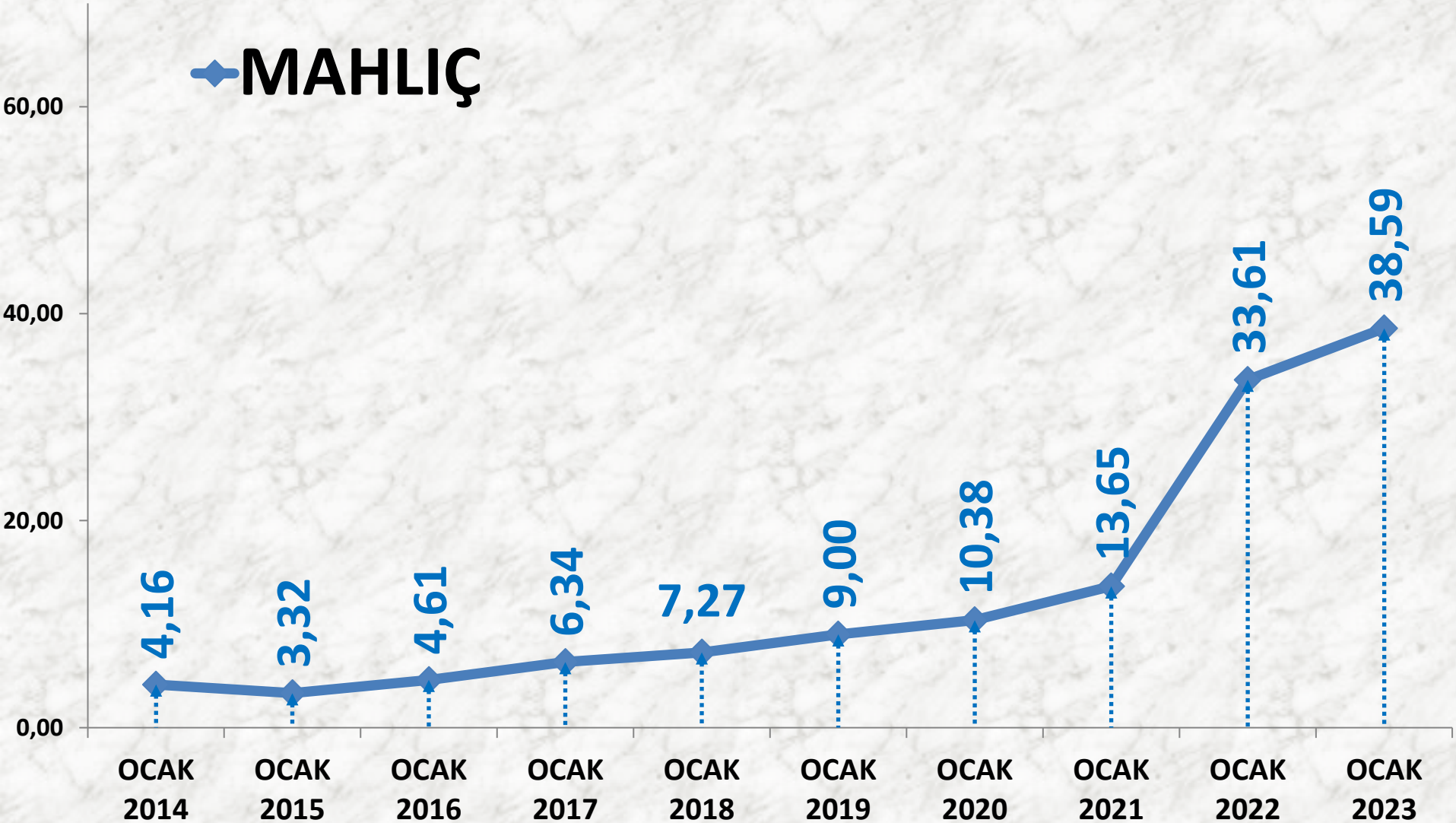
1 ŞUBAT 21 -
31 OCAK 22

1 ŞUBAT 22 -
31 OCAK 23



TON

OCAK AYLARI MAHLIÇ PAMUK FİYAT ORT. (TL)



KEKİK

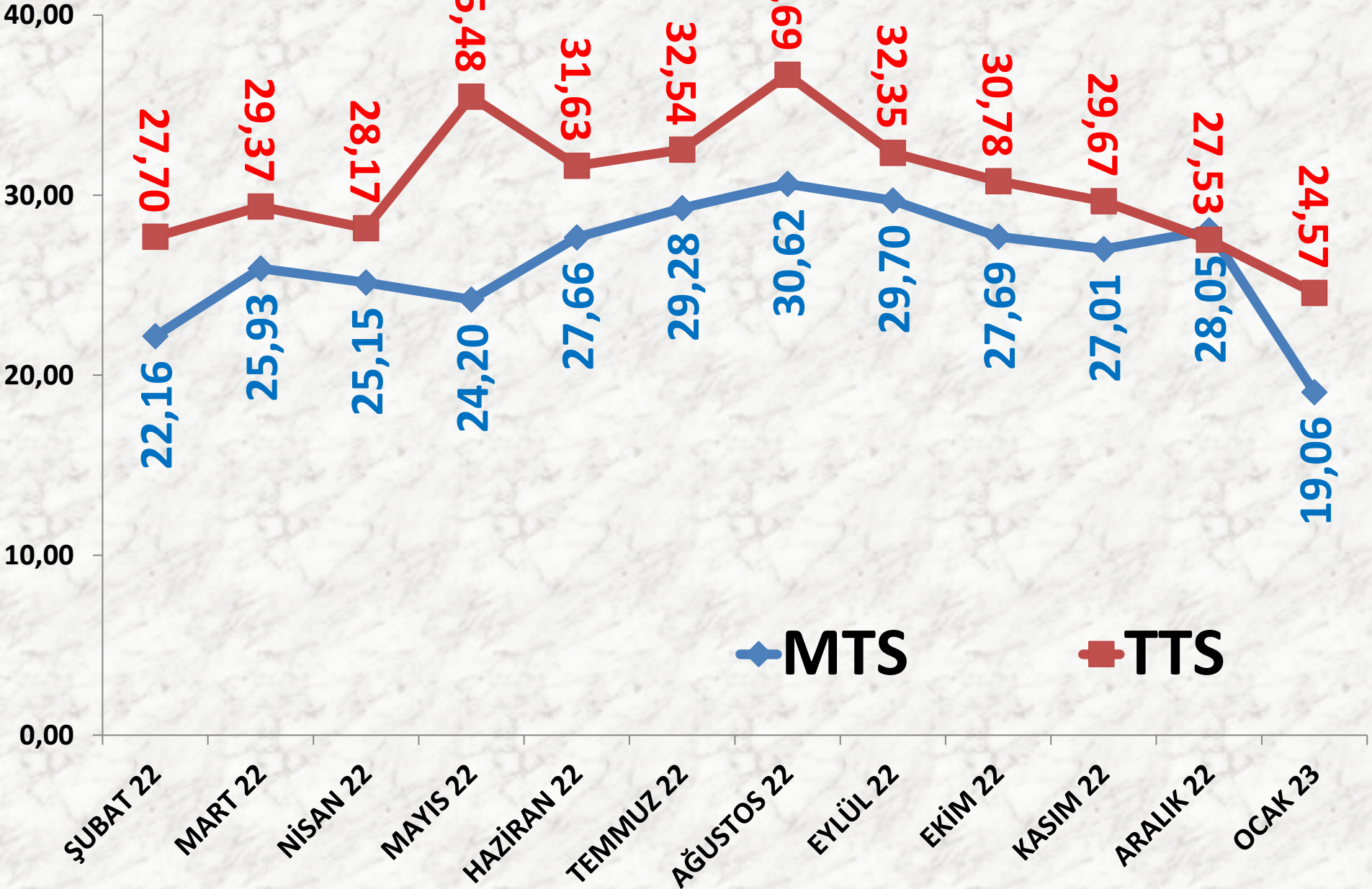
İŞLEM HACMI (TON)	2021 OCAK	2022 OCAK		2023 OCAK	
<i>MTS</i>	477 TON	32%	631 TON	-36%	404 TON
<i>TTS</i>	289 TON	7%	309 TON	435%	1651 TON

EN AZ FİYAT	2021 OCAK	2022 OCAK		2023 OCAK	
<i>MTS</i>	9,50 TL	100%	18,98 TL	-16%	16,00 TL
<i>TTS</i>	4,25 TL	229%	14,00 TL	25%	17,50 TL

EN ÇOK FİYAT	2021 OCAK	2022 OCAK		2023 OCAK	
<i>MTS</i>	12,93 TL	170%	34,89 TL	-23%	26,79 TL
<i>TTS</i>	25,00 TL	100%	50,00 TL	3%	51,56 TL

ORT. FİYAT	2021 OCAK	2022 OCAK		2023 OCAK	
<i>MTS</i>	10,81 TL	130%	24,92 TL	-24%	19,06 TL
<i>TTS</i>	14,66 TL	68%	24,64 TL	0%	24,57 TL

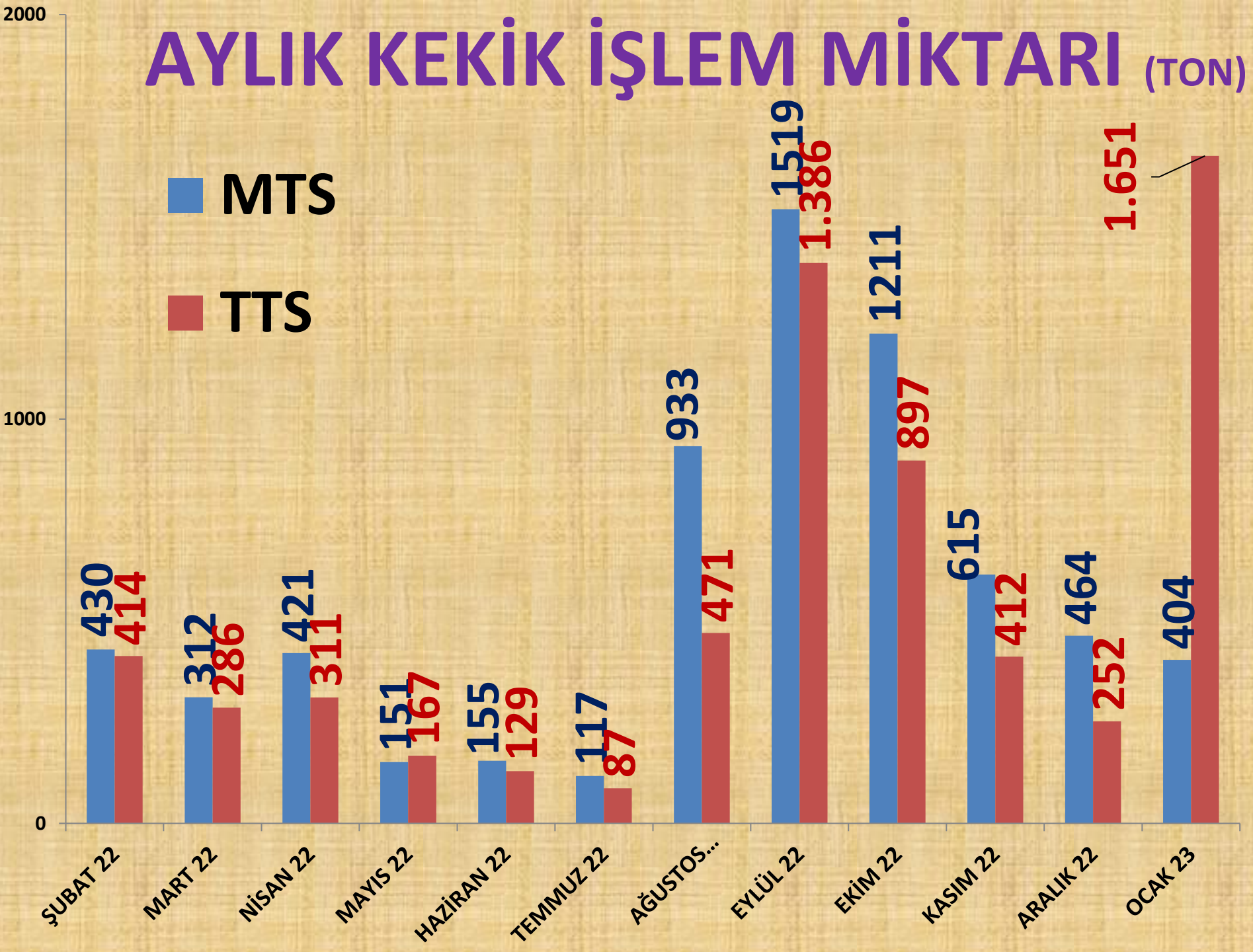
AYLIK KEKİK FİYAT TRENDİ (TL)

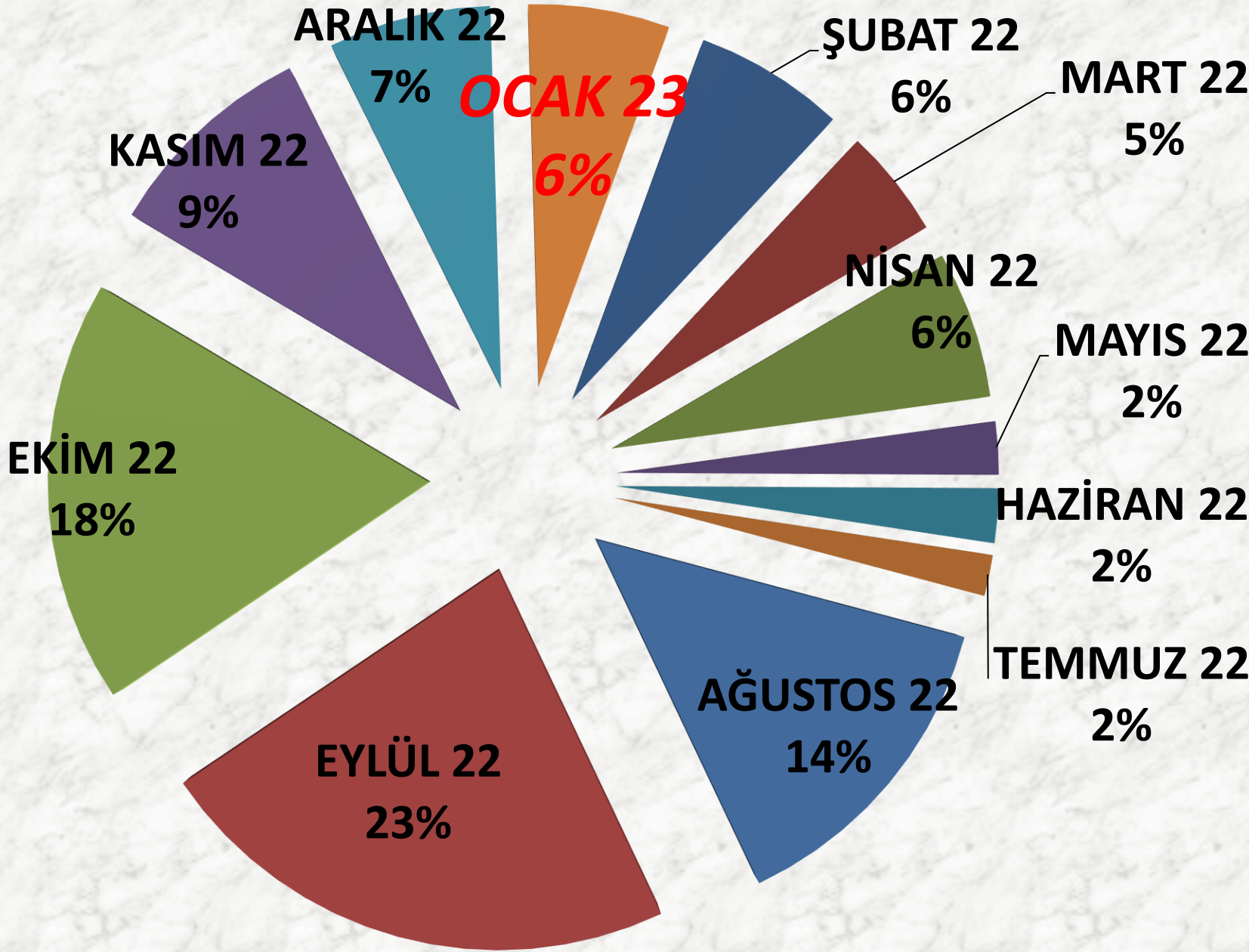


AYLIK KEKİK İŞLEM MİKTARI (TON)

MTS

TTS



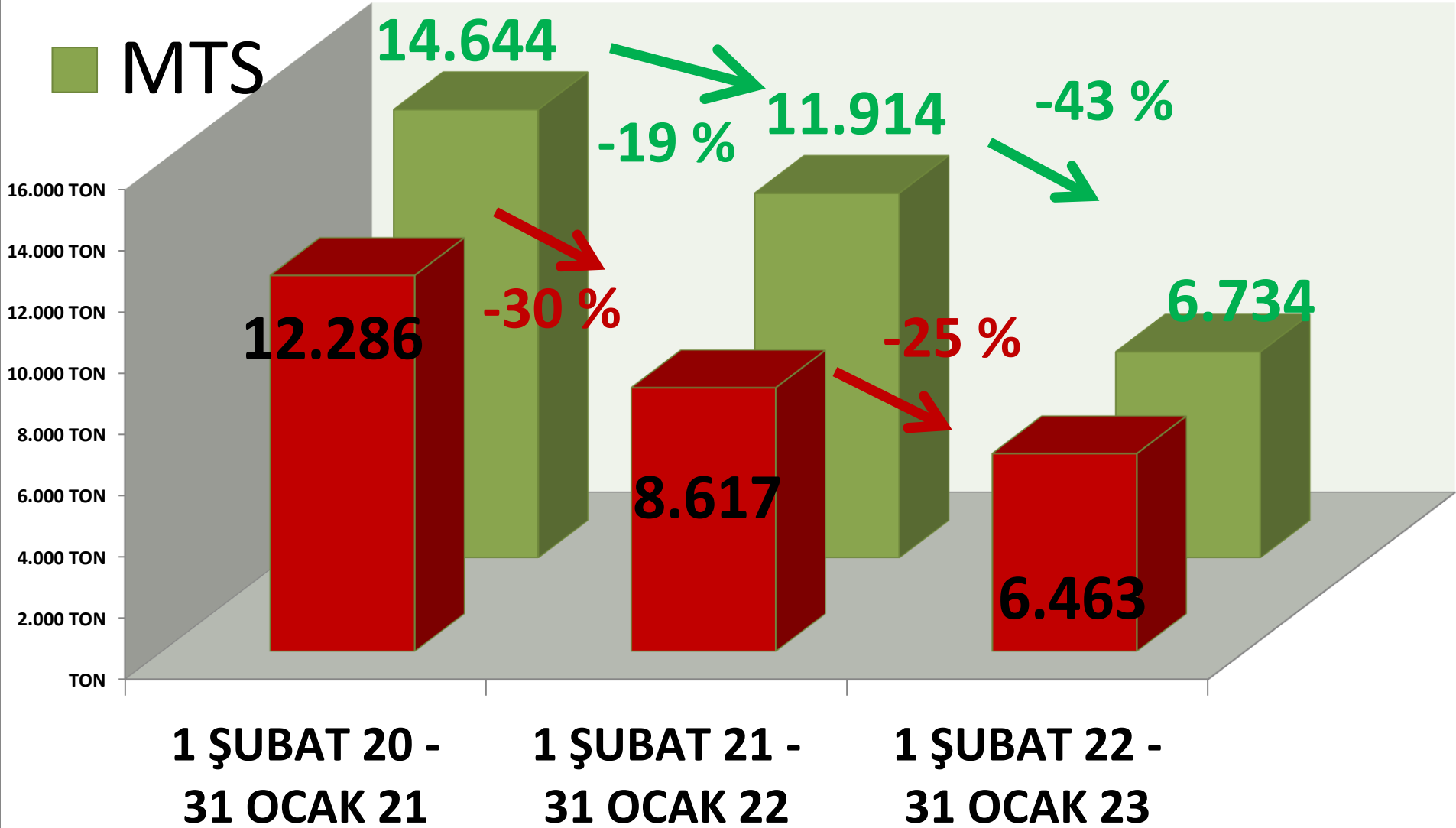


AYLIK KEKİK MTS İŞLEM MİKTARI ORANLARI

■ TTS

YILLIK TOPLAM KEKİK İŞLEM MİKTARI(TON)

■ MTS



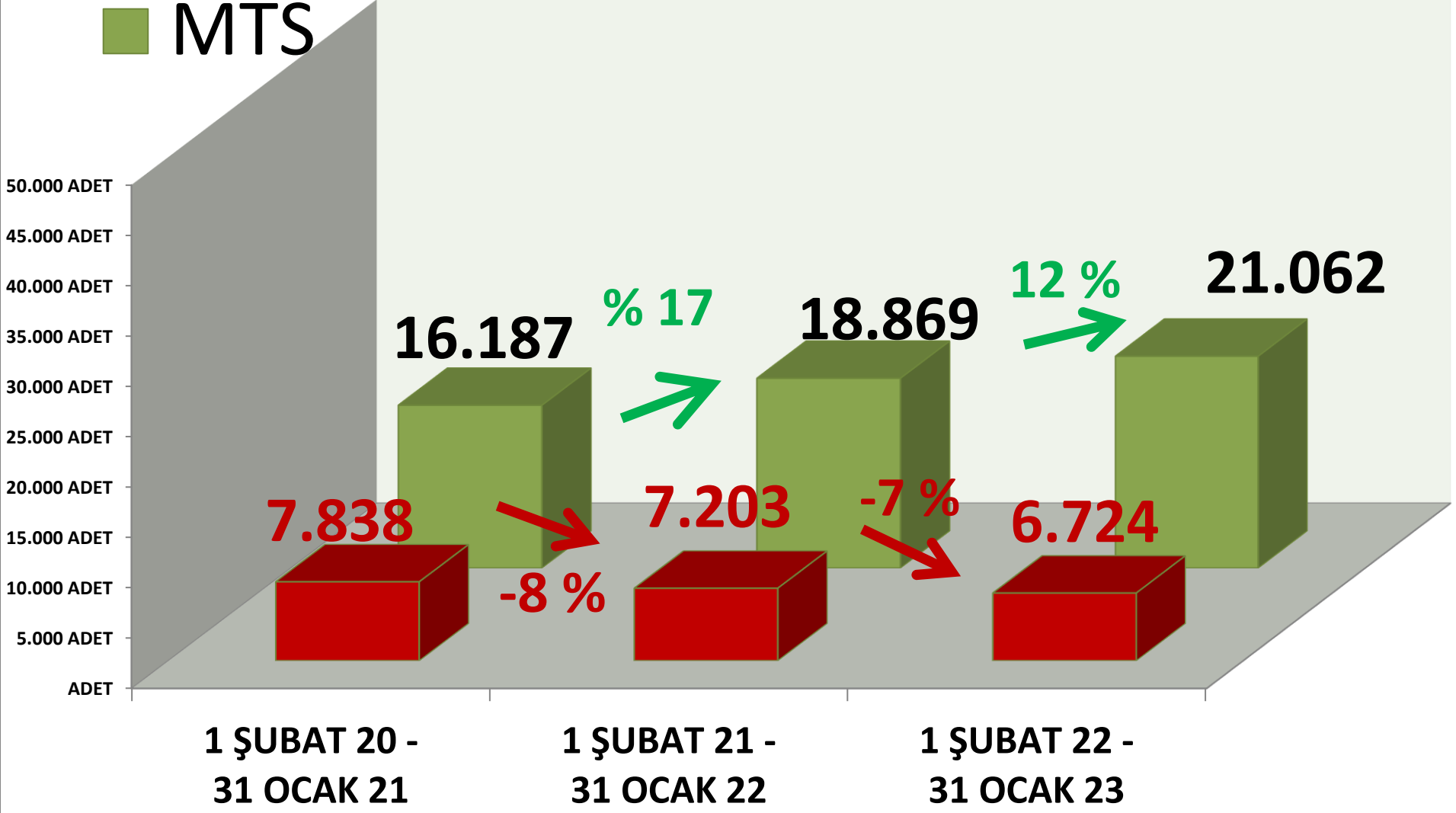
KASAPLIK CANLI HAYVAN

BÜYÜKBAŞ (ADET)	2021 OCAK	2022 OCAK		2023 OCAK	
MTS	1614 ADET	37%	2207 ADET	-9%	2013 ADET
TTS	529 ADET	-33%	357 ADET	113%	759 ADET

KÜÇÜKBAŞ (ADET)	2021 OCAK	2022 OCAK		2023 OCAK	
MTS	2934 ADET	37%	4024 ADET	15%	4610 ADET
TTS	979 ADET	-76%	235 ADET	-53%	110 ADET

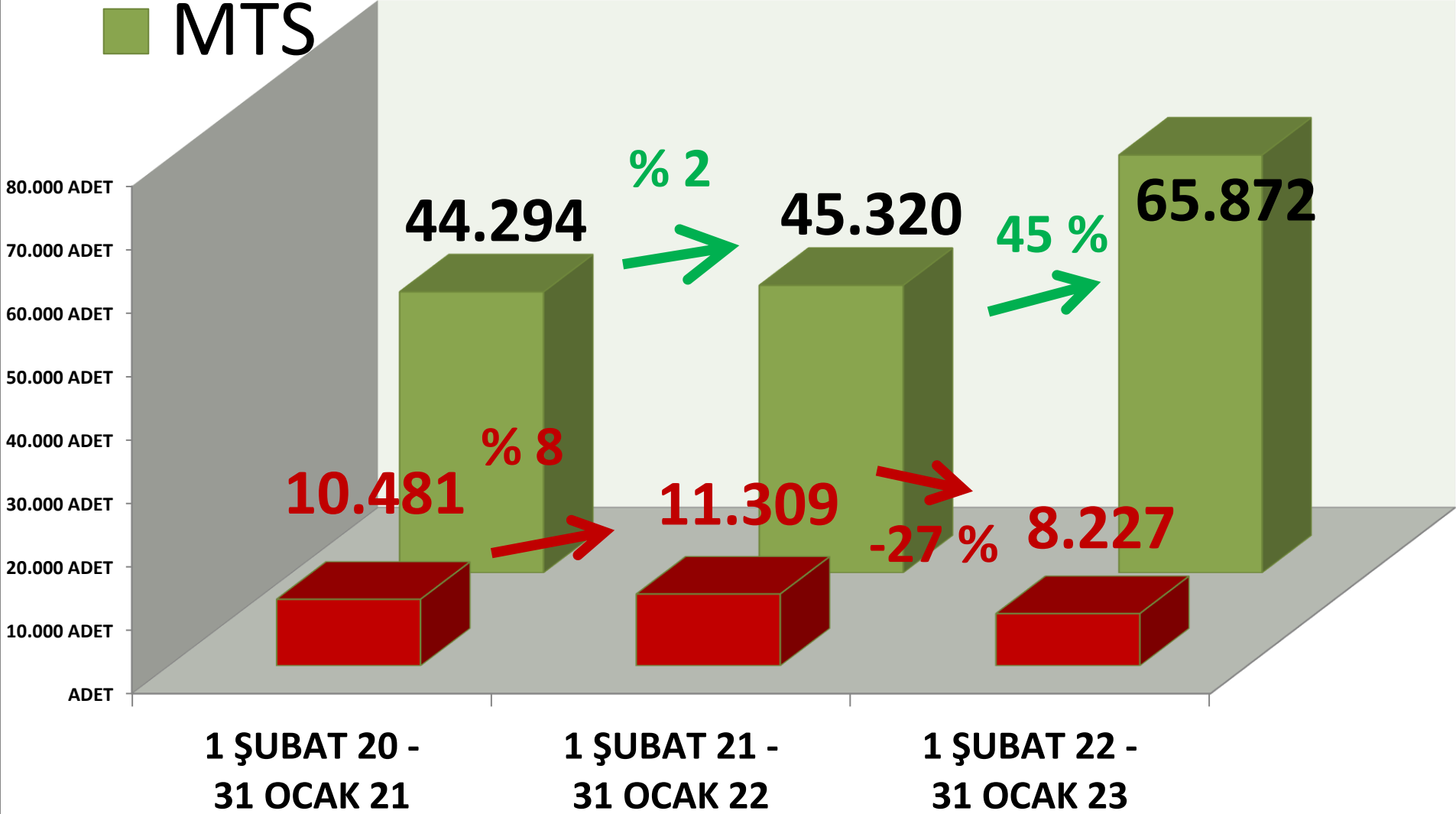
TTS YILLIK TOPLAM BÜYÜKBAŞ İŞLEM (ADET)

■ TTS
■ MTS



TTS YILLIK TOPLAM KÜÇÜKBAŞ İŞLEM_(ADET)

■ MTS





DINLEDİĞİNİZ İÇİN
TEŞEKKÜR EDERİM

RECEP MENGİ

