

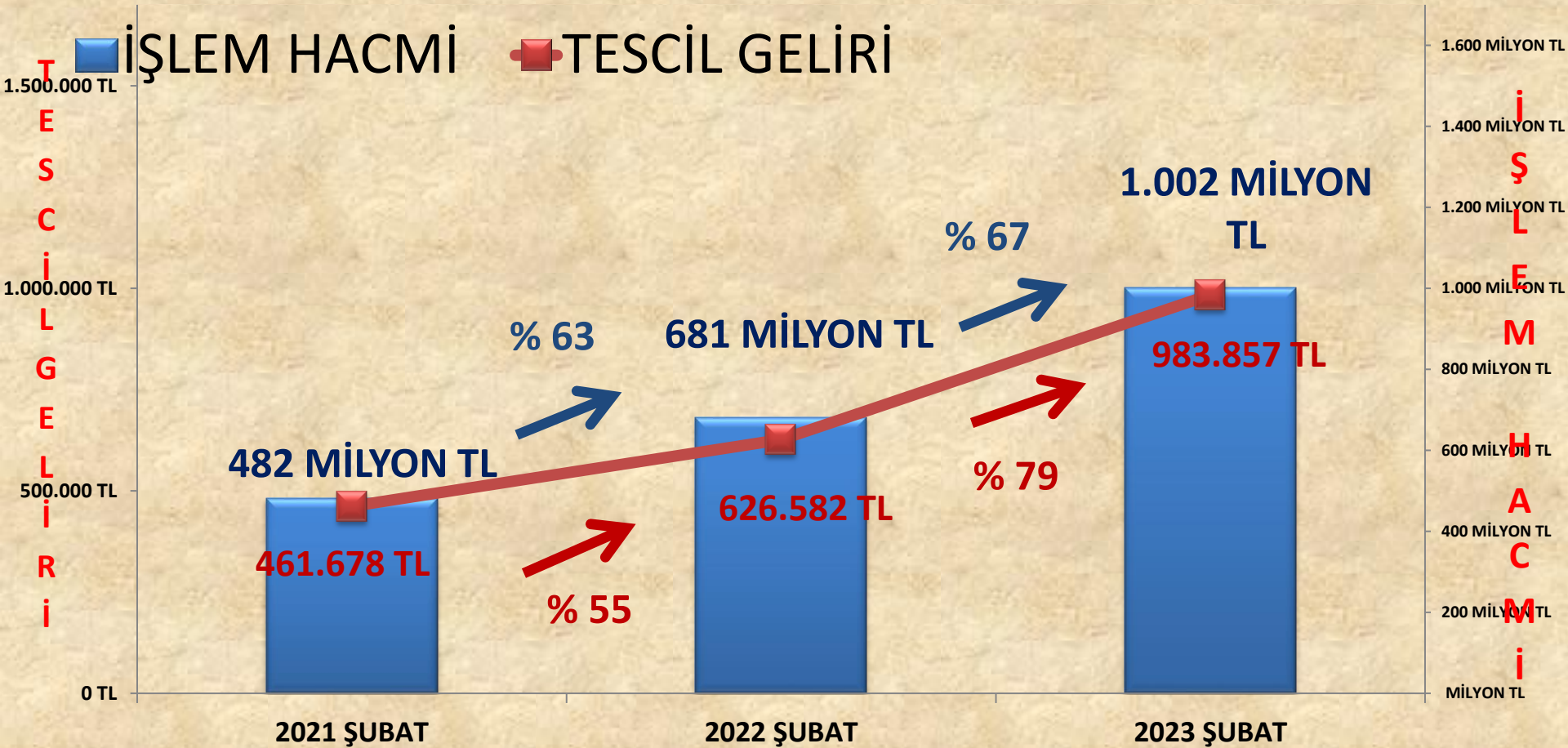


ŞUBAT 2023 TESCİL SUNUMU



İŞLEM HACMİ VE TESCİL GELİRİ VERİLERİ

	2021 ŞUBAT		2022 ŞUBAT		2023 ŞUBAT
İŞLEM HACMİ	482 MİLYON TL	41%	681 MİLYON TL	47%	1.002 MİLYON TL
TESCİL GELİRİ	461.678 TL	36%	626.582 TL	57%	983.857 TL



2022 ŞUBAT

ÜRÜN GRUBU	Miktar(kg./lt/adet)	Tutar(TL)
BAKLİYAT VE MAMÜLLERİ	512.130	5.586.164
BITKİSEL YAĞLAR	0	0
KOTASYON DIŞI ÜRÜNLER	42.607.905	419.453.858
HAM DERİLER VE BAĞIRSAKLAR	37.234	447.270
HAYVANSAL YAĞLAR	791	26.636
HUBUBAT .	10.327.329	36.450.576
HUBUBAT MAMÜLLERİ	128.750	428.975
KASAPLIK CANLI HAYVANLAR	6.185	31.449.538
KURU MEYVELER	1.381.404	28.584.630
KÜSPELER	500	15.939
ORMAN MAHSÜLLERİ	393.651	1.793.180
TEKSTİL HAMMADDELERİ	3.152.311	77.141.252
YAĞLI TOHUMLAR	7.002.308	79.968.377
TOPLAM	65.550.497	681.346.394

	2023 ŞUBAT	
ÜRÜN GRUBU	Miktar(kg./lt/adet)	Tutar(TL)
BAKLİYAT VE MAMÜLLERİ	292.977	8.244.593
BİTKİSEL YAĞLAR	0	0
KOTASYON DIŞI ÜRÜNLER	198.502.102	689.114.988
HAM DERİLER VE BAĞIRSAKLAR	9.859	158.060
HAYVANSAL YAĞLAR	41	5.820
HUBUBAT .	22.381.561	118.160.049
HUBUBAT MAMÜLLERİ	383.760	2.578.345
KASAPLIK CANLI HAYVANLAR	5.766	67.082.864
KURU MEYVELER	647.455	25.979.234
KÜSPELER	0	0
ORMAN MAHSÜLLERİ	260.127	1.009.407
TEKSTİL HAMMADDELERİ	860.955	15.588.827
YAĞLI TOHUMLAR	2.536.569	73.865.333
TOPLAM	225.881.172	1.001.787.520

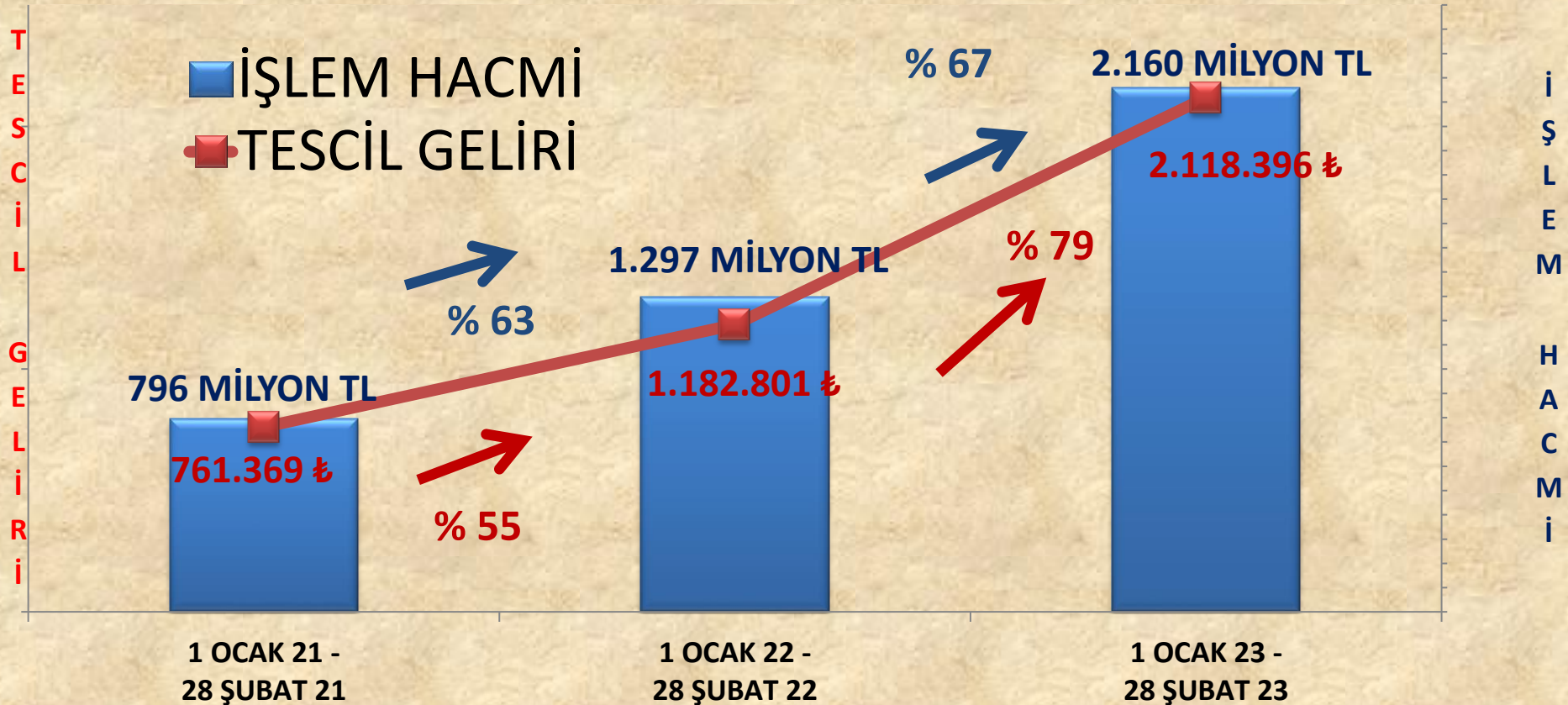
2022 ŞUBAT -2023 ŞUBAT DEĞİŞİM

ÜRÜN GRUBU	Miktar(kg./lt/adet)	Tutar(TL)
BAKLİYAT VE MAMÜLLERİ	-219.153	2.658.429
BİTKİSEL YAĞLAR	0	0
KOTASYON DIŞI ÜRÜNLER	155.894.197	269.661.130
HAM DERİLER VE BAĞIRSAKLAR	-27.375	-289.210
HAYVANSAL YAĞLAR	-750	-20.816
HUBUBAT .	12.054.232	81.709.472
HUBUBAT MAMÜLLERİ	255.010	2.149.370
KASAPLIK CANLI HAYVANLAR	-419	35.633.326
KURU MEYVELER	-733.949	-2.605.395
KÜSPELER	-500	-15.939
ORMAN MAHSÜLLERİ	-133.524	-783.773
TEKSTİL HAMMADDELERİ	-2.291.356	-61.552.424
YAĞLI TOHUMLAR	-4.465.739	-6.103.044
TOPLAM	160.330.676	320.441.126

	2022 – 2023 ŞUBAT DEĞİŞİM ORANI	
ÜRÜN GRUBU	Miktar(kg./lt/adet)	Tutar(TL)
BAKLİYAT VE MAMÜLLERİ	-43%	48%
BITKİSEL YAĞLAR	-	-
KOTASYON DIŞI ÜRÜNLER	366%	64%
HAM DERİLER VE BAĞIRSAKLAR	-74%	-65%
HAYVANSAL YAĞLAR	-95%	-78%
HUBUBAT .	117%	224%
HUBUBAT MAMÜLLERİ	198%	501%
KASAPLIK CANLI HAYVANLAR	-7%	113%
KURU MEYVELER	-53%	-9%
KÜSPELER	-100%	-100%
ORMAN MAHSÜLLERİ	-34%	-44%
TEKSTİL HAMMADDELERİ	-73%	-80%
YAĞLI TOHUMLAR	-64%	-8%
TOPLAM	245%	47%

İŞLEM HACMİ VE TESCİL GELİRİ VERİLERİ

	1 OCAK 21- 28 ŞUBAT 21		1 OCAK 22- 28 ŞUBAT 22		1 OCAK 23- 28 ŞUBAT 23
İŞLEM HACMİ	796 MİLYON TL	63%	1.297 MİLYON TL	67%	2.160 MİLYON TL
TESCİL GELİRİ	761.369 TL	55%	1.182.801 TL	79%	2.118.396 TL



1 OCAK 2022 – 28 ŞUBAT 2022

	Miktar(kg./lt/adet)	Tutar(TL)
BAKLİYAT VE MAMÜLLERİ	820.215	10.479.321
BİTKİSEL YAĞLAR	3.250	136.990
KOTASYON DIŞI ÜRÜNLER	83.442.701	637.684.308
HAM DERİLER VE BAĞIRSAKLAR	65.958	721.808
HAYVANSAL YAĞLAR	1.287	54.997
HUBUBAT .	18.133.812	62.758.443
HUBUBAT MAMÜLLERİ	254.375	933.495
KASAPLIK CANLI HAYVANLAR	13.008	70.228.475
KURU MEYVELER	2.261.331	47.762.481
KÜSPELER	0	0
MEYVE ÇEKİRDEKLERİ	500	15.939
ORMAN MAHSÜLLERİ	893.391	5.183.680
TEKSTİL HAMMADDELERİ	13.865.760	266.978.330
YAĞLI TOHUMLAR	15.200.000	194.155.758
TOPLAM	134.955.588	1.297.094.023

1 OCAK 2023 – 28 ŞUBAT 2023

	Miktar(kg./lt/adet)	Tutar(TL)
BAKLİYAT VE MAMÜLLERİ	194.449	19.598.255
BİTKİSEL YAĞLAR	27.555	2.287.681
KOTASYON DIŞI ÜRÜNLER	152.044.520	495.571.492
HAM DERİLER VE BAĞIRSAKLAR	-37.613	-276.290
HAYVANSAL YAĞLAR	-1.182	-40.454
HUBUBAT .	72.700.798	324.206.951
HUBUBAT MAMÜLLERİ	373.690	3.304.665
KASAPLIK CANLI HAYVANLAR	250	81.714.561
KURU MEYVELER	-770.546	4.093.953
KÜSPELER	0	0
MEYVE ÇEKİRDEKLERİ	-500	-15.939
ORMAN MAHSÜLLERİ	-461.658	-460.481
TEKSTİL HAMMADDELERİ	-1.970.888	-62.975.966
YAĞLI TOHUMLAR	-6.617.918	-3.603.319
TOPLAM	215.480.957	863.405.109

1 OCAK – 28 ŞUBAT 2022 /2023 DEĞİŞİM

	Miktar(kg./lt/adet)	Tutar(TL)
BAKLİYAT VE MAMÜLLERİ	194.449	19.598.255
BİTKİSEL YAĞLAR	27.555	2.287.681
KOTASYON DIŞI ÜRÜNLER	152.044.520	495.571.492
HAM DERİLER VE BAĞIRSAKLAR	-37.613	-276.290
HAYVANSAL YAĞLAR	-1.182	-40.454
HUBUBAT	72.700.798	324.206.951
HUBUBAT MAMÜLLERİ	373.690	3.304.665
KASAPLIK CANLI HAYVANLAR	250	81.714.561
KURU MEYVELER	-770.546	4.093.953
KÜSPELER	0	0
MEYVE ÇEKİRDEKLERİ	-500	-15.939
ORMAN MAHSÜLLERİ	-461.658	-460.481
TEKSTİL HAMMADDELERİ	-1.970.888	-62.975.966
YAĞLI TOHUMLAR	-6.617.918	-3.603.319
TOPLAM	215.480.957	863.405.109

1 OCAK – 28 ŞUBAT 2022 - 23 % DEĞİŞİM

	Miktar(kg./lt/adet)	Tutar(TL)
BAKLİYAT VE MAMÜLLERİ	24%	187%
BİTKİSEL YAĞLAR	848%	1670%
KOTASYON DIŞI ÜRÜNLER	182%	78%
HAM DERİLER VE BAĞIRSAKLAR	-57%	-38%
HAYVANSAL YAĞLAR	-92%	-74%
HUBUBAT .	401%	517%
HUBUBAT MAMÜLLERİ	147%	354%
KASAPLIK CANLI HAYVANLAR	2%	116%
KURU MEYVELER	-34%	9%
KÜSPELER	-	-
MEYVE ÇEKİRDEKLERİ	-100%	-100%
ORMAN MAHSÜLLERİ	-52%	-9%
TEKSTİL HAMMADDELERİ	-14%	-24%
YAĞLI TOHUMLAR	-44%	-2%
TOPLAM	160%	67%

ARPA

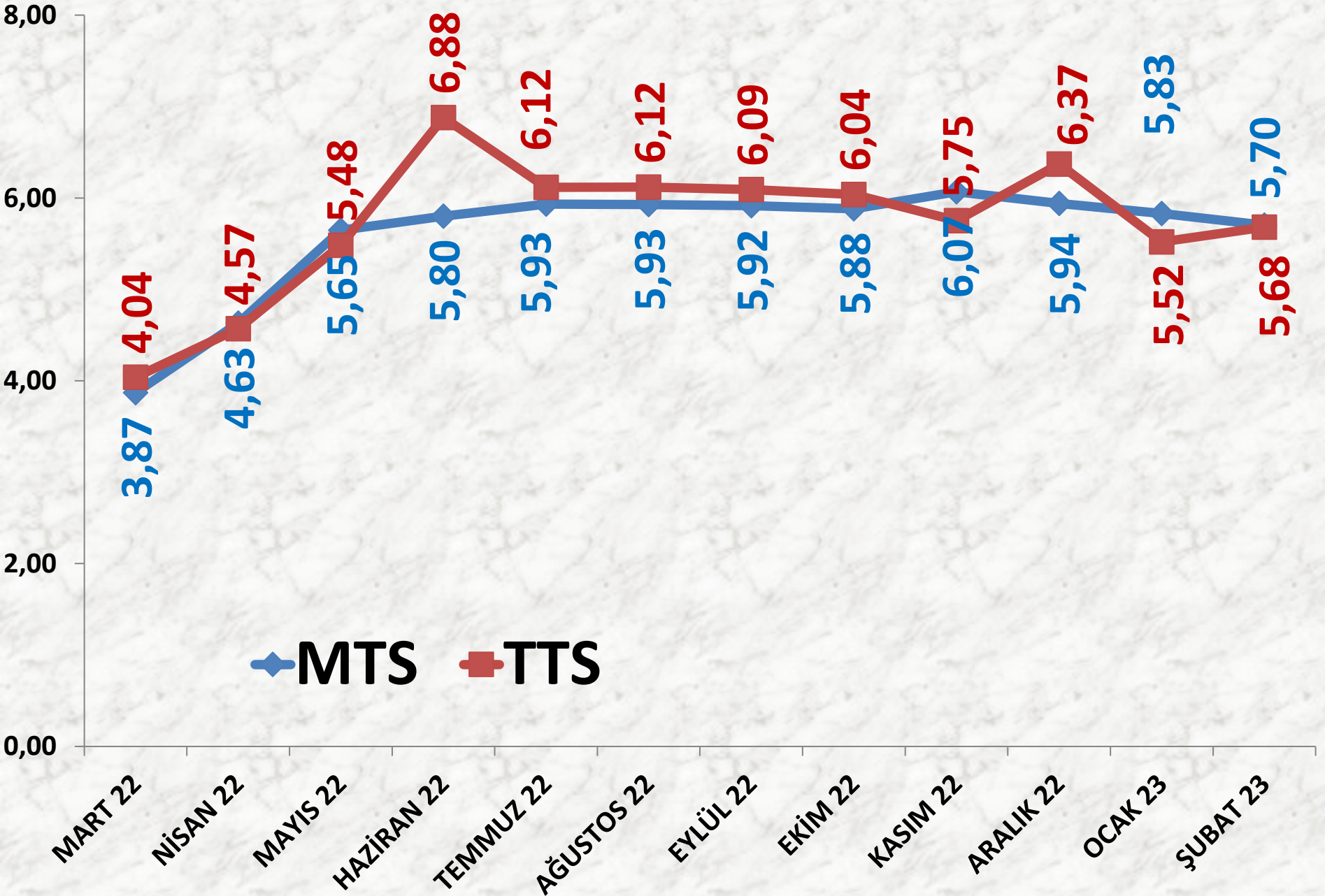
İŞLEM HACMİ (TON)	2021 ŞUBAT	2022 ŞUBAT		2023 ŞUBAT	
<i>MTS</i>	934 TON	-53%	438 TON	32%	579 TON
<i>TTS</i>	775 TON	-7%	718 TON	181%	2.018 TON

EN AZ FİYAT	2021 ŞUBAT	2022 ŞUBAT		2023 ŞUBAT	
MTS	1,29 TL	105%	2,65 TL	96%	5,20 TL
TTS	1,30 TL	192%	3,80 TL	40%	5,33 TL

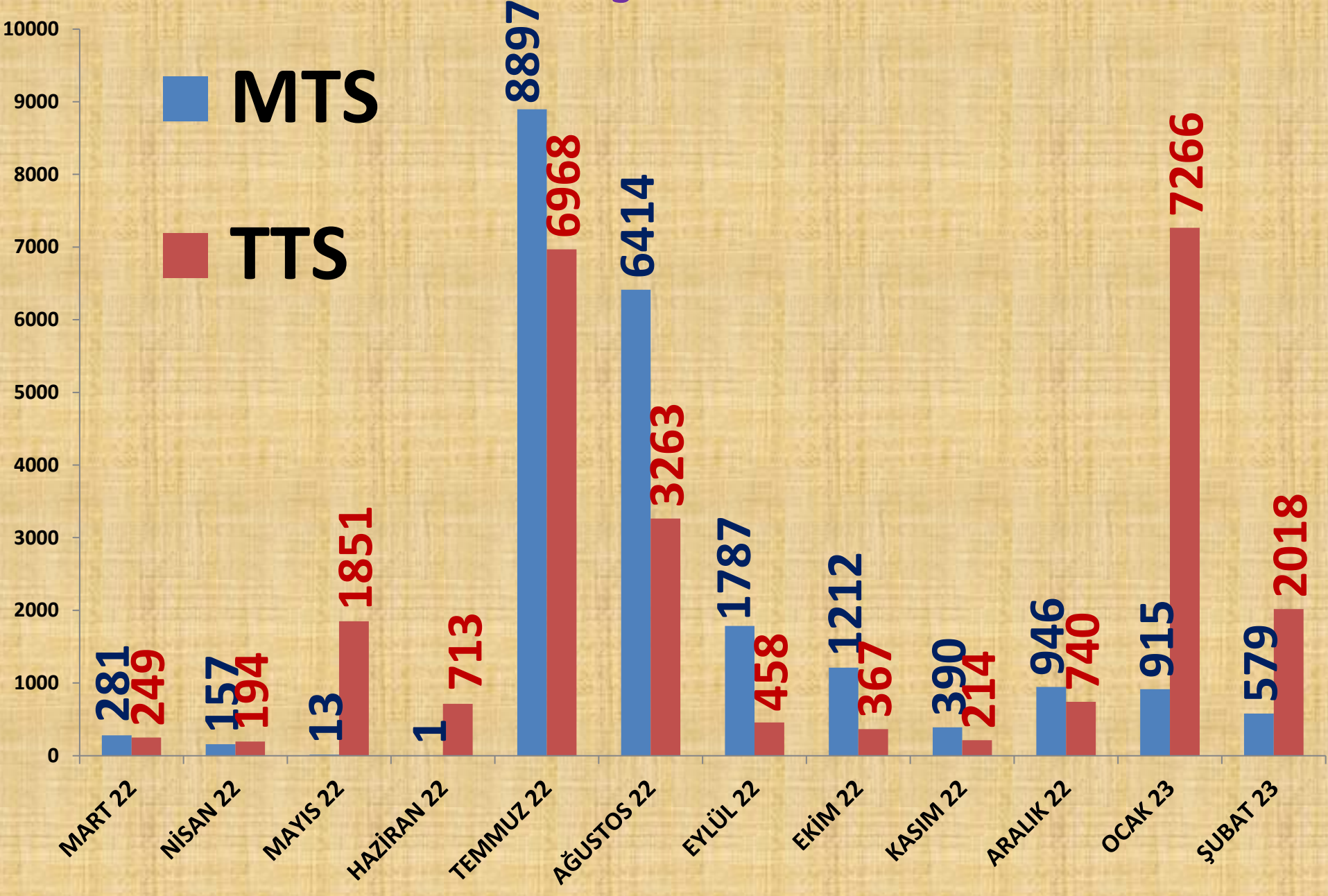
EN ÇOK FİYAT	2021 ŞUBAT	2022 ŞUBAT		2023 ŞUBAT	
MTS	2,00 TL	100%	4,00 TL	63%	6,50 TL
TTS	1,90 TL	111%	4,00 TL	56%	6,24 TL

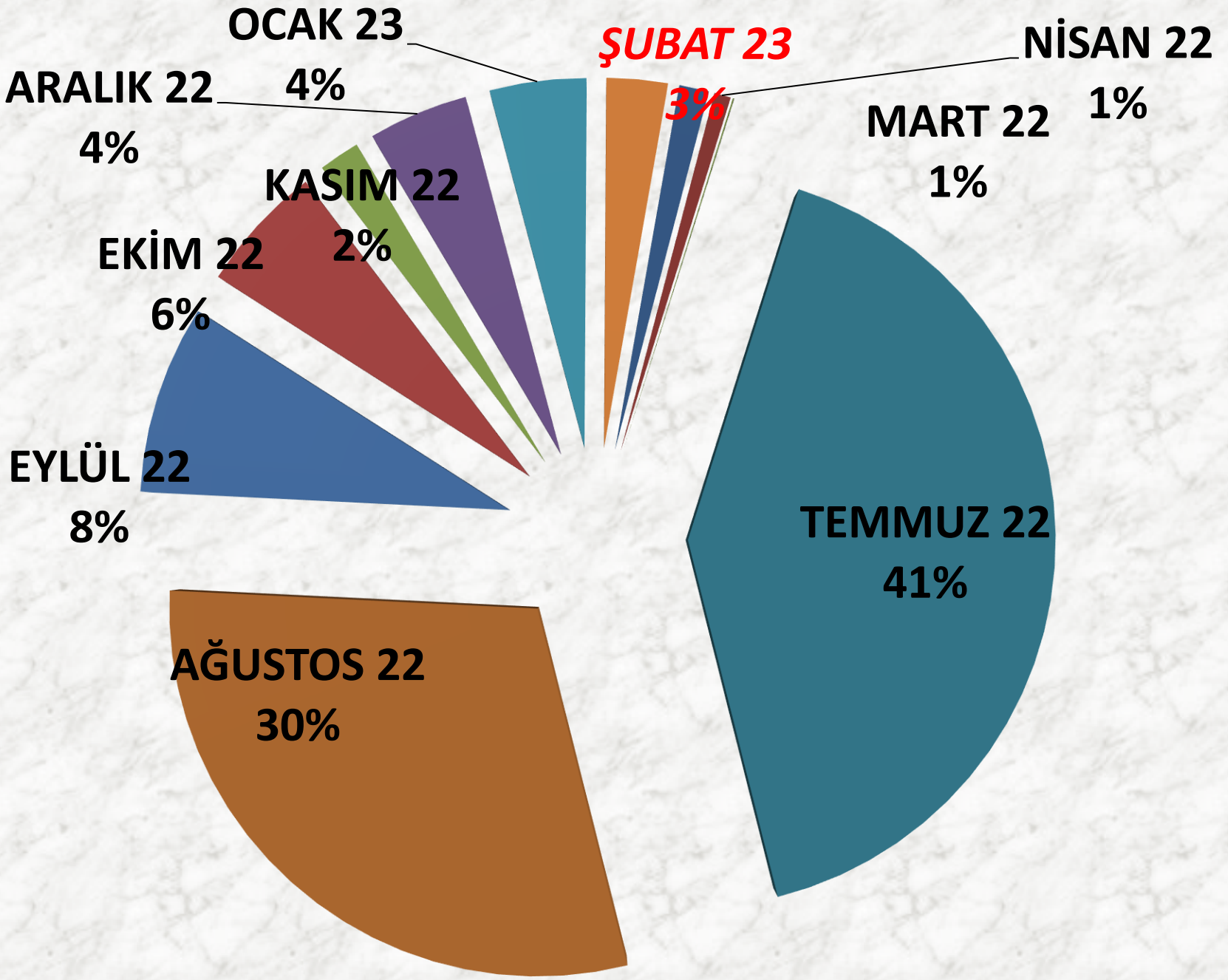
ORT. FİYAT	2021 ŞUBAT	2022 ŞUBAT		2023 ŞUBAT	
MTS	1,52 TL	127%	3,44 TL	66%	5,70 TL
TTS	1,77 TL	123%	3,95 TL	44%	5,68 TL

AYLIK ARPA FİYAT TRENDİ (TL)



AYLIK ARPA İŞLEM MİKTARI (TON)



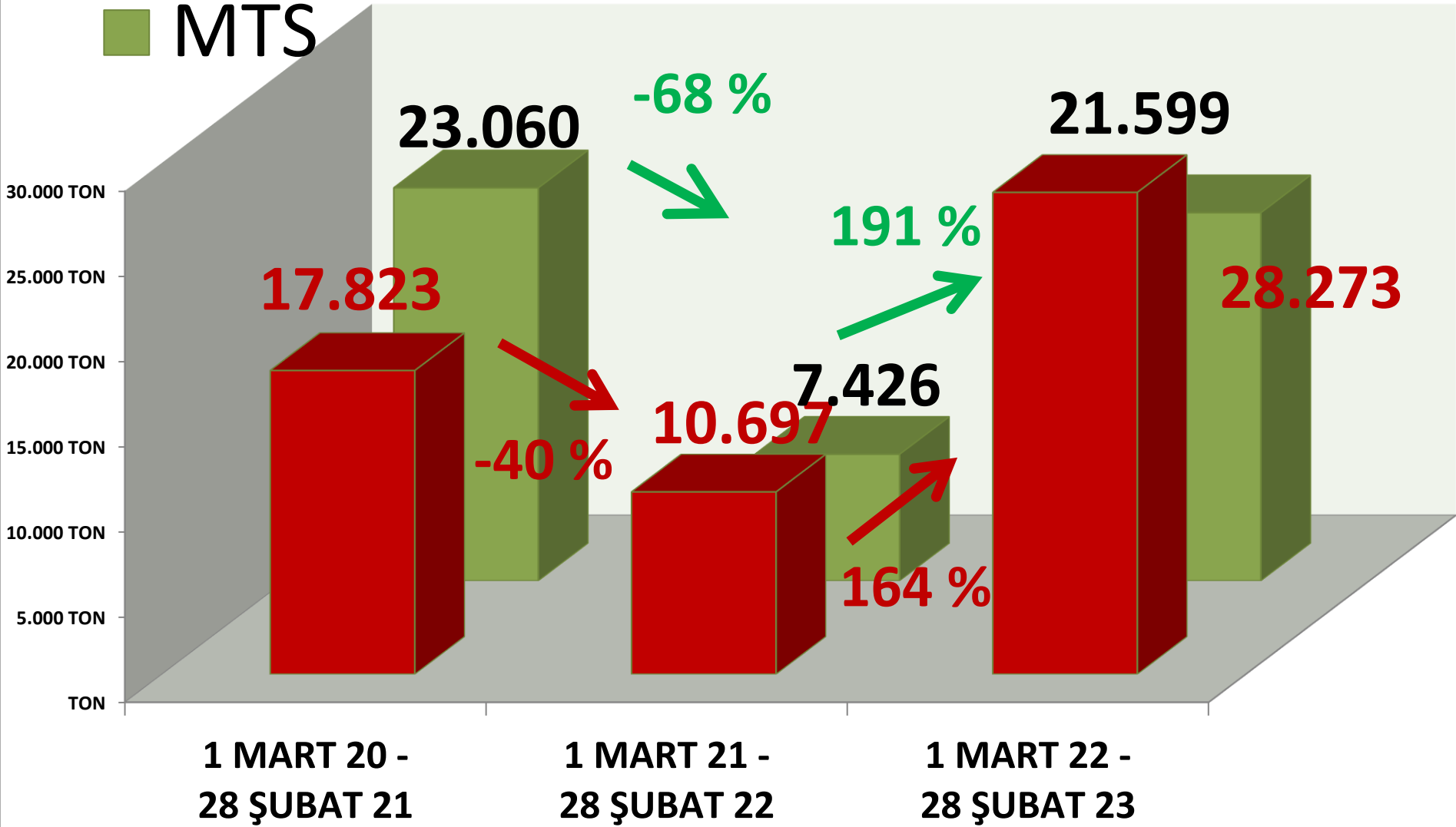


AYLIK ARPA MTS İŞLEM MİKTARI ORANLARI

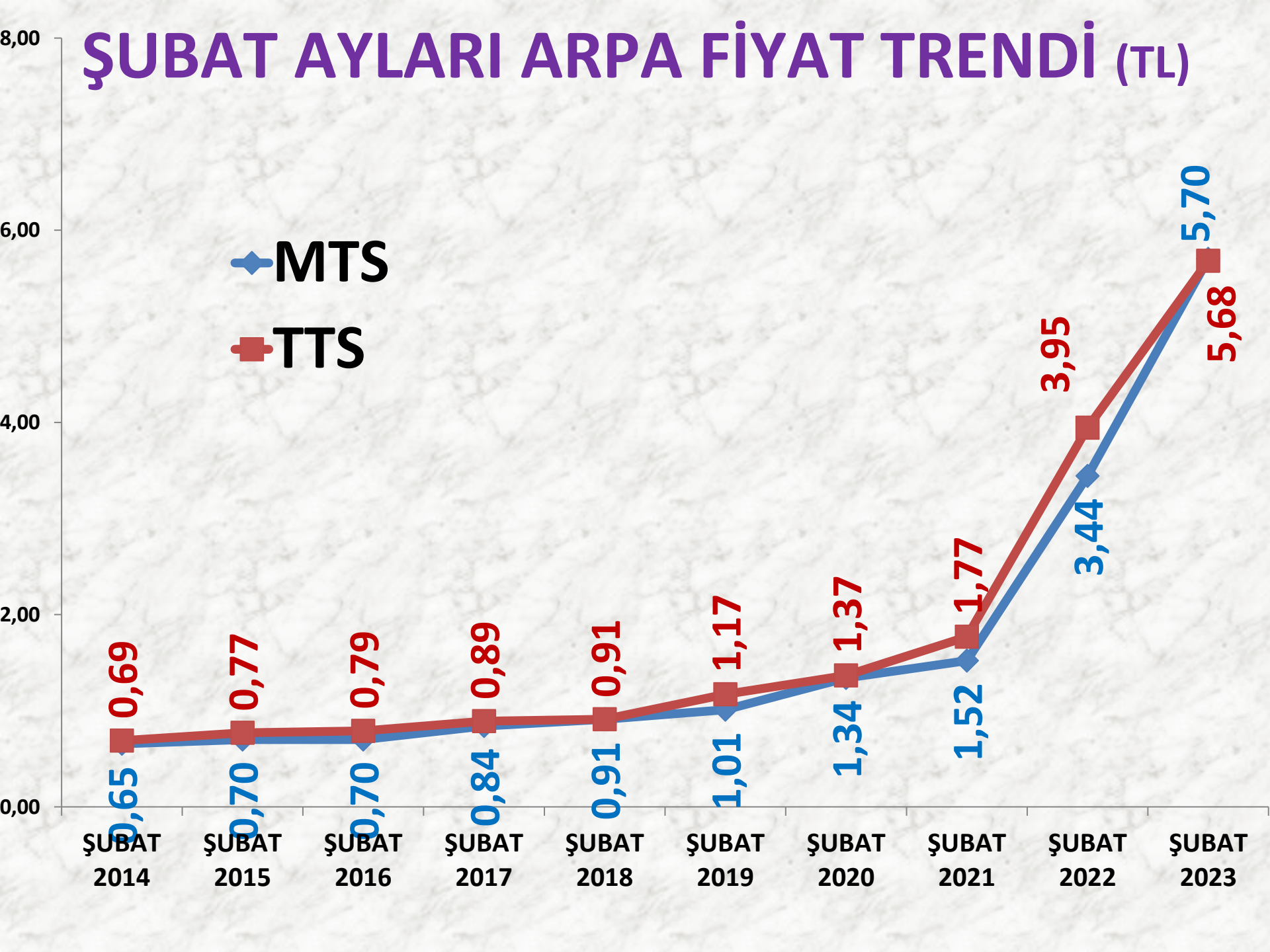
■ TTS

YILLIK ARPA İŞLEM MİKTARI (TON)

■ MTS



ŞUBAT AYLARI ARPA FİYAT TRENDİ (TL)



BUĞDAY

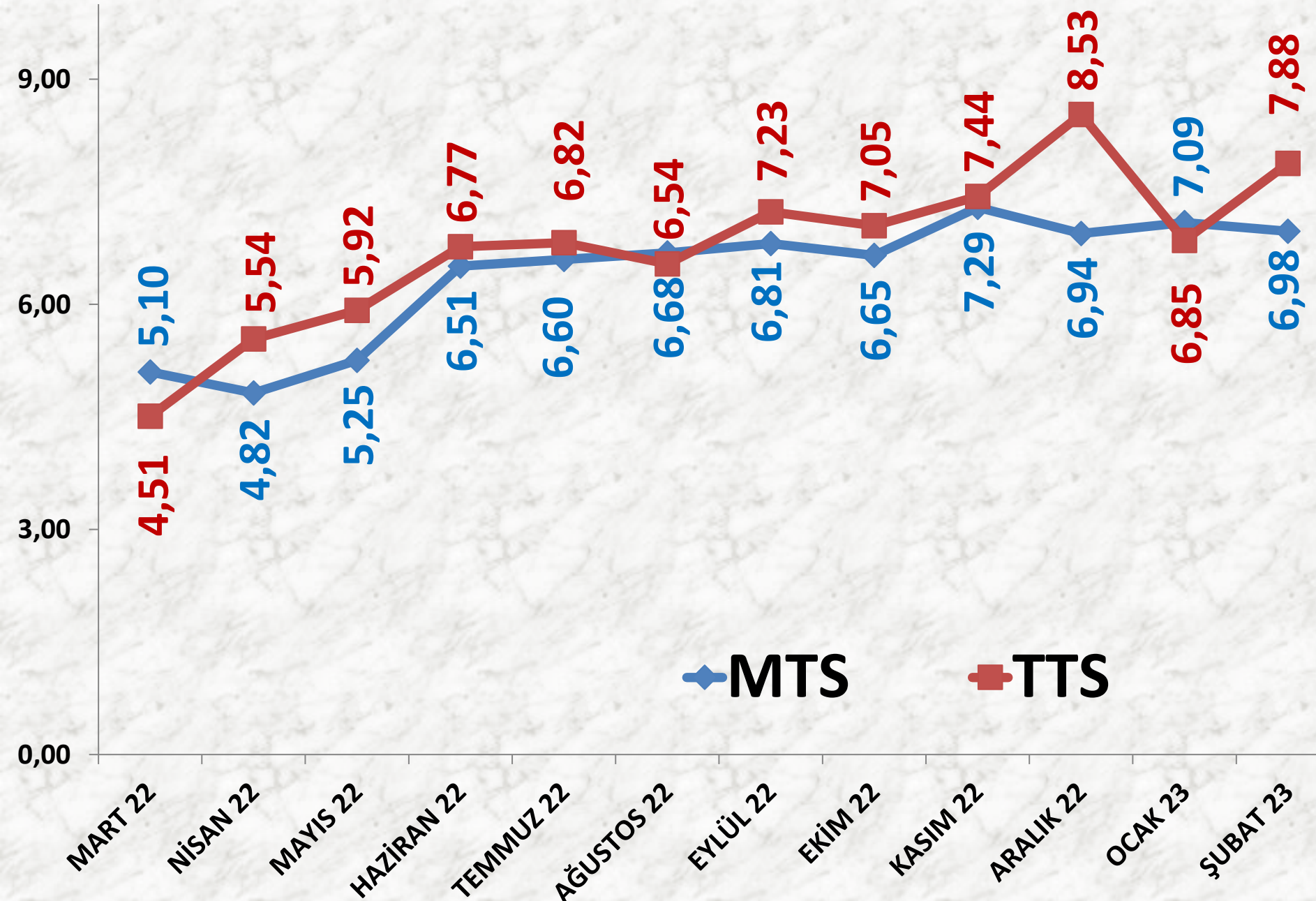
İŞLEM MİKTARI (TON)	2021 ŞUBAT	2022 ŞUBAT		2023 ŞUBAT	
MTS	918 TON	-32%	622 TON	29%	805 TON
TTS	478 TON	167%	1.273 TON	-25%	959 TON

EN AZ FİYAT	2021 ŞUBAT	2022 ŞUBAT		2023 ŞUBAT	
MTS	1,57 TL	89%	2,97 TL	85%	5,50 TL
TTS	1,85 TL	124%	4,15 TL	65%	6,85 TL

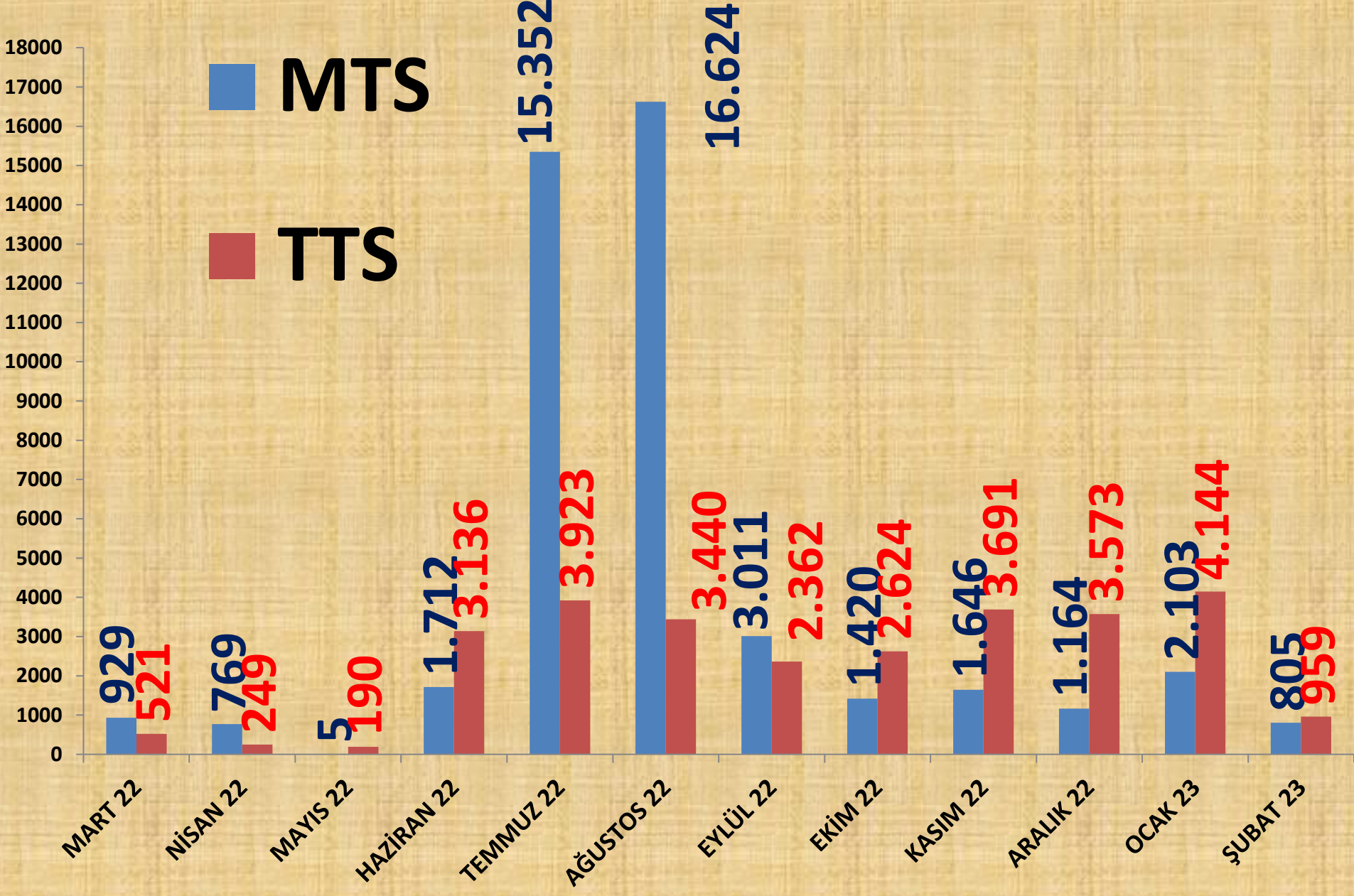
EN ÇOK FİYAT	2021 ŞUBAT	2022 ŞUBAT		2023 ŞUBAT	
MTS	2,30 TL	143%	5,60 TL	45%	8,10 TL
TTS	2,40 TL	99%	4,78 TL	73%	8,25 TL

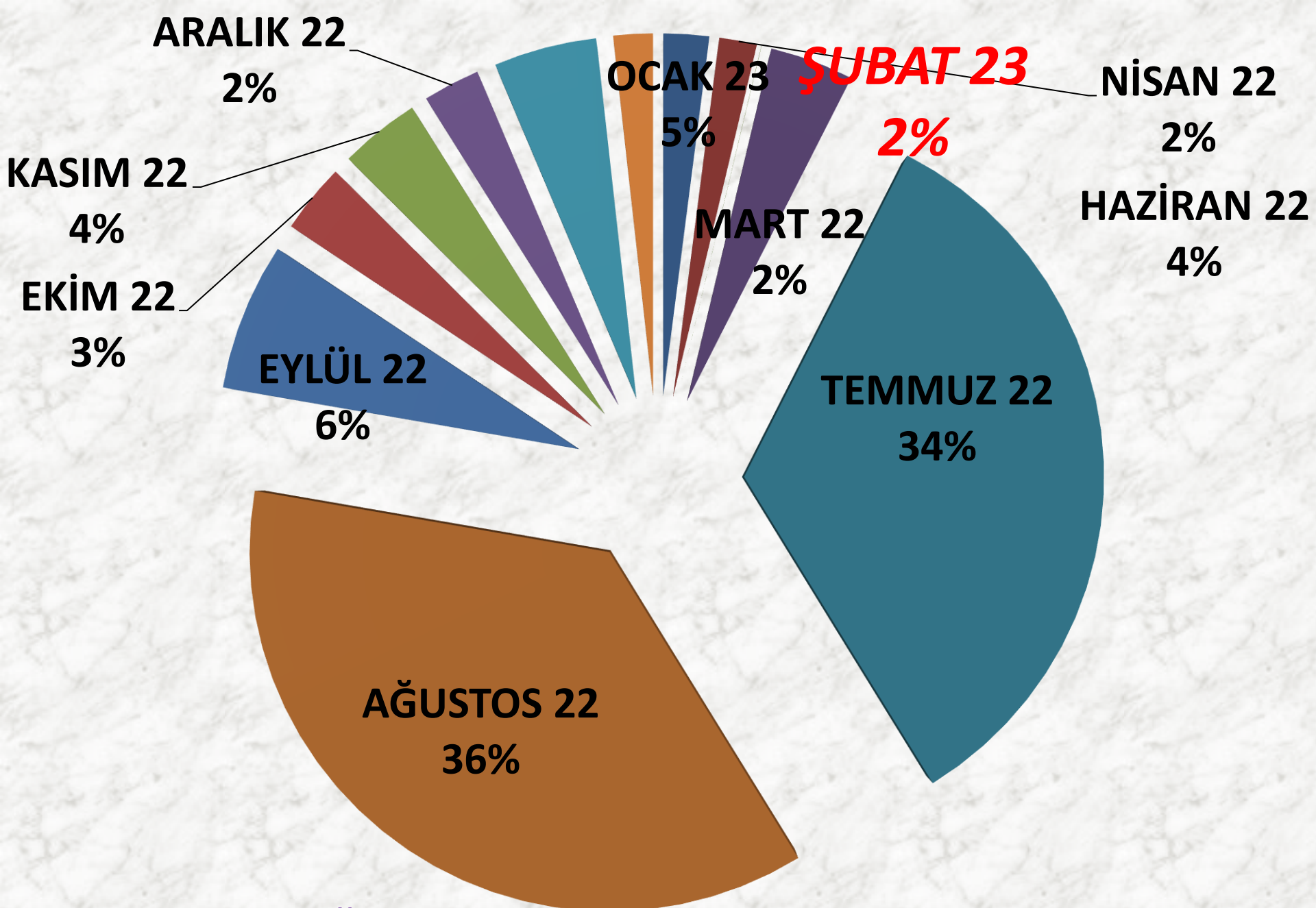
ORT. FİYAT	2021 ŞUBAT	2022 ŞUBAT		2023 ŞUBAT	
MTS	1,81 TL	129%	4,16 TL	68%	6,98 TL
TTS	2,02 TL	139%	4,84 TL	63%	7,88 TL

AYLIK BUĞDAY FİYAT TRENDİ (TL)



AYLIK BUĞDAY İŞLEM MİKTARI (TON)



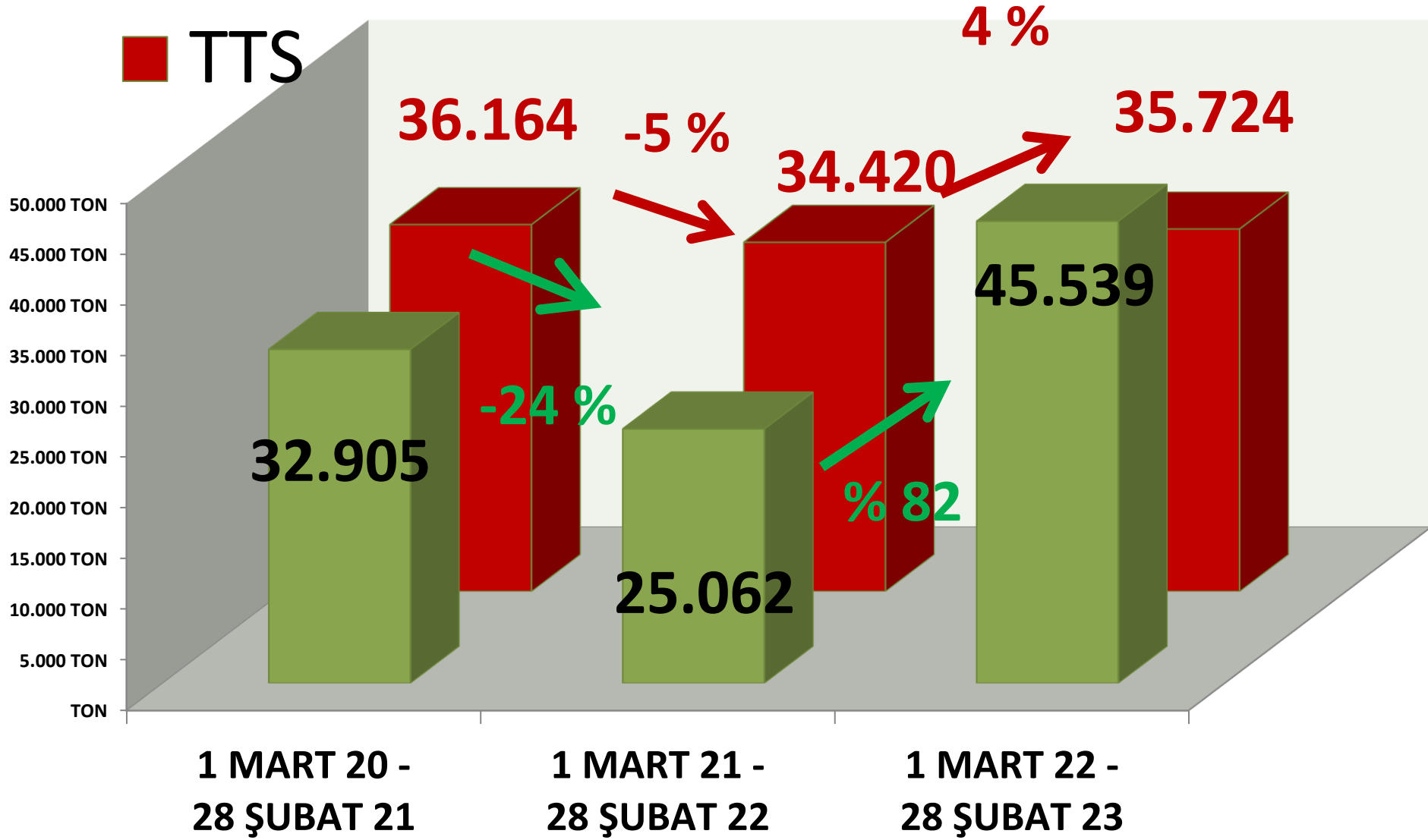


AYLIK BUĞDAY MTS İŞLEM MİKTARI ORANLARI

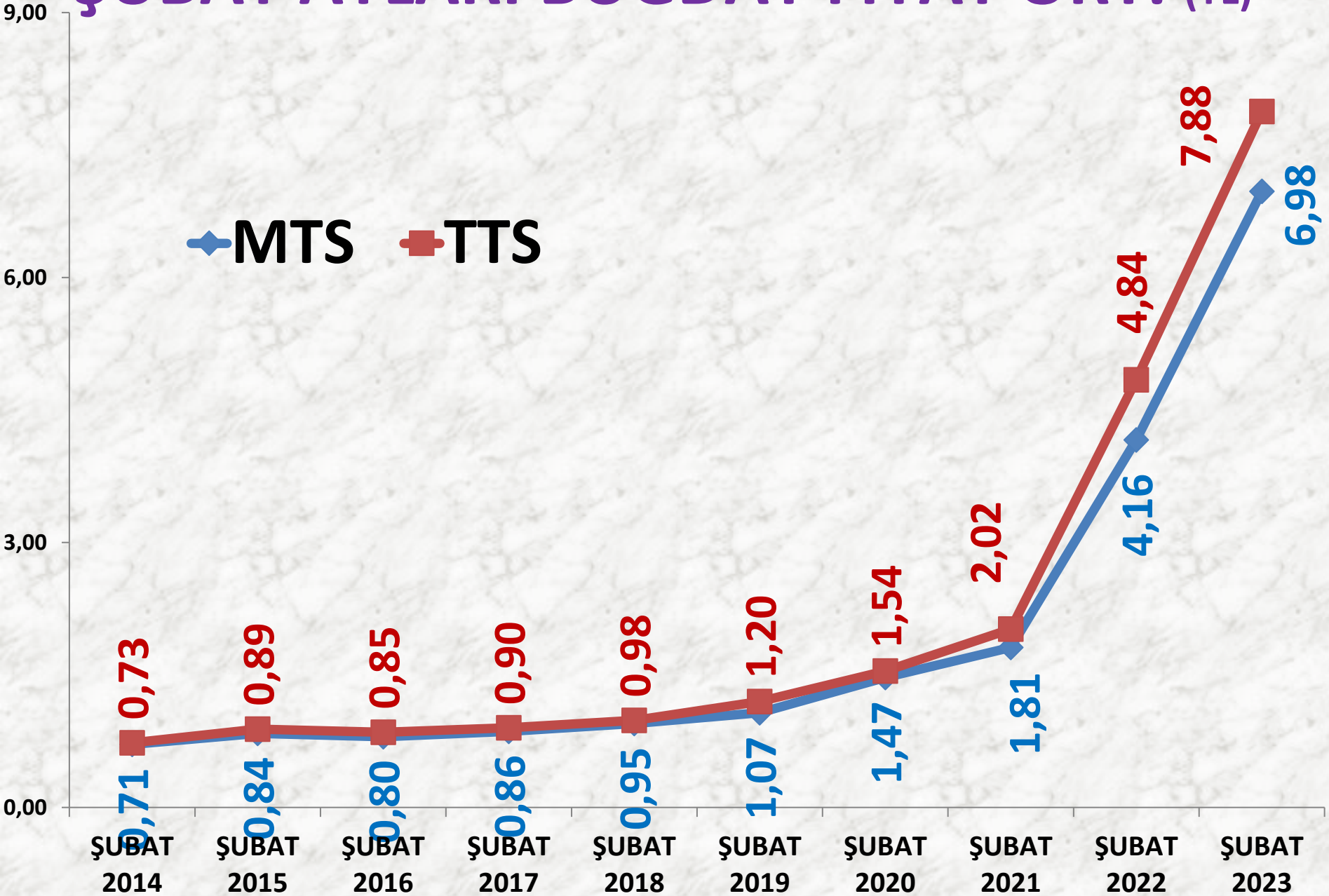
YILLIK BUĞDAY İŞLEM MİKTARI (TON)

■ MTS

■ TTS



ŞUBAT AYLARI BUĞDAY FİYAT ORT. (TL)



MISIR DANE

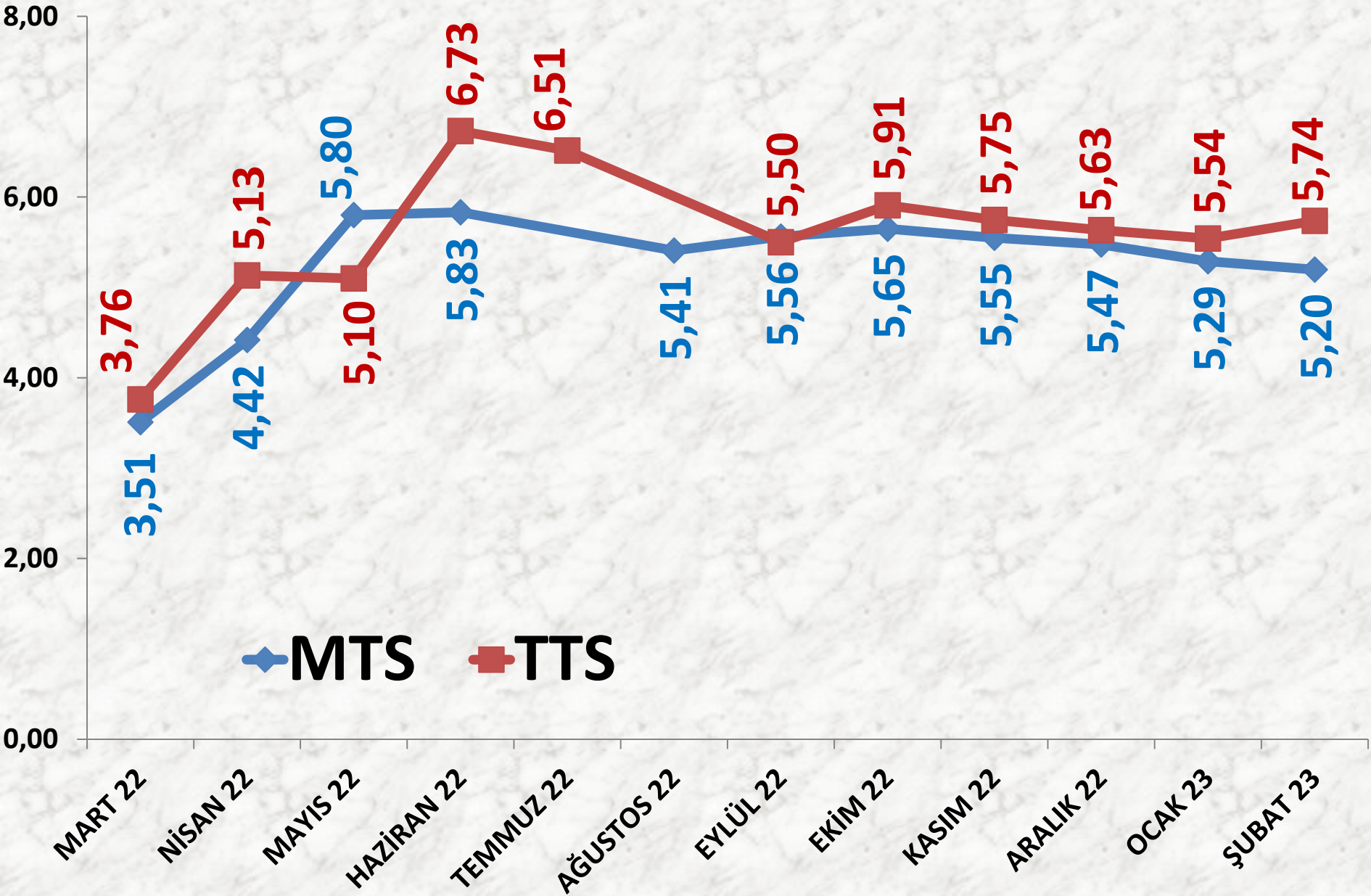
İŞLEM MİKTARI (TON)	2021 ŞUBAT	2022 ŞUBAT		2023 ŞUBAT	
MTS	2.453 TON	-7%	2.274 TON	103%	4.611 TON
TTS	2.024 TON	-38%	1.250 TON	214%	3.931 TON

EN AZ FİYAT	2021 ŞUBAT	2022 ŞUBAT		2023 ŞUBAT	
MTS	1,30 TL	54%	2,00 TL	130%	4,60 TL
TTS	1,50 TL	140%	3,60 TL	16%	4,19 TL

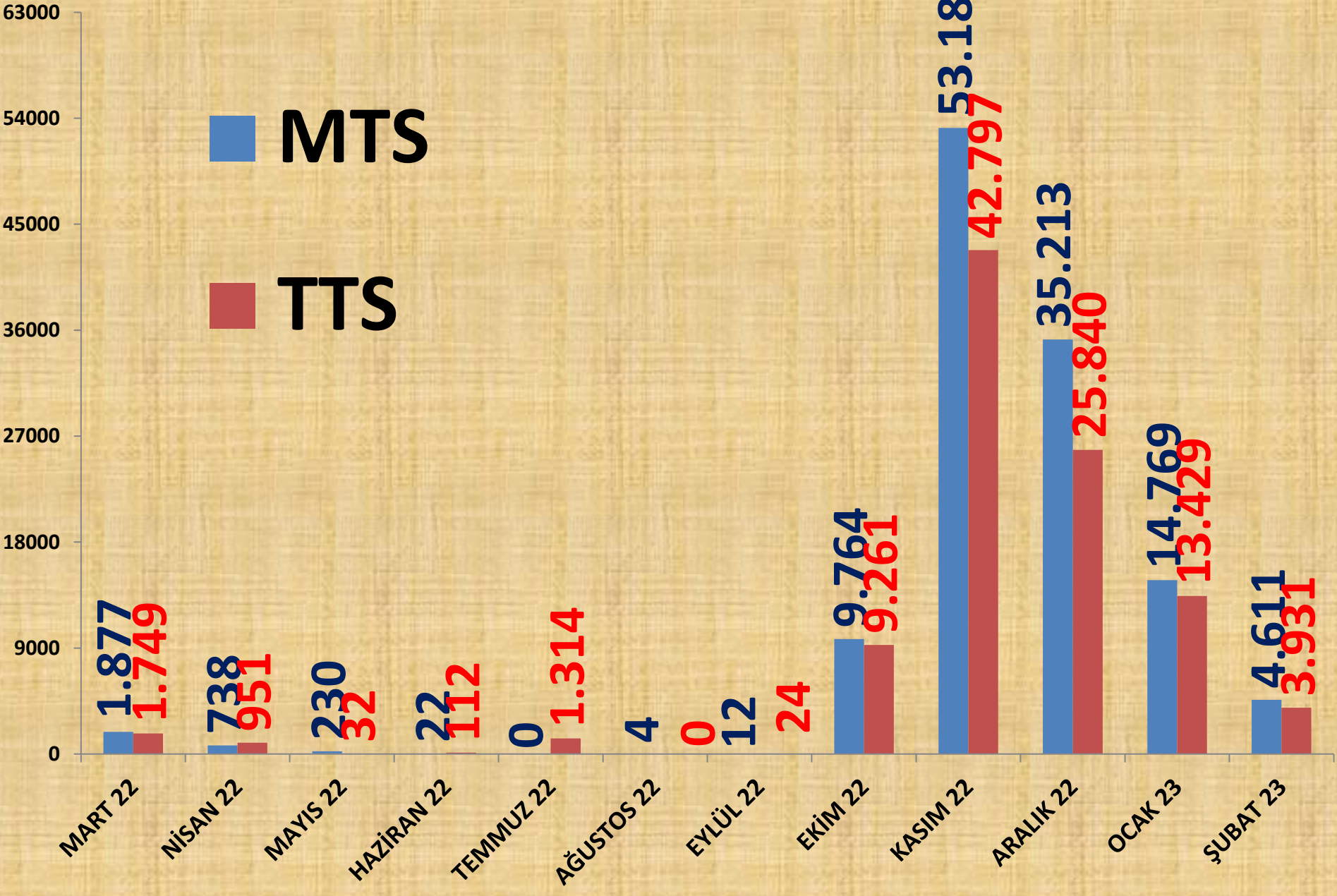
EN ÇOK FİYAT	2021 ŞUBAT	2022 ŞUBAT		2023 ŞUBAT	
MTS	1,89 TL	150%	4,73 TL	29%	6,10 TL
TTS	1,93 TL	120%	4,25 TL	47%	6,24 TL

ORT. FİYAT	2021 ŞUBAT	2022 ŞUBAT		2023 ŞUBAT	
MTS	1,75 TL	119%	3,85 TL	35%	5,20 TL
TTS	1,91 TL	105%	3,92 TL	46%	5,74 TL

AYLIK MISIR DANE FİYAT TRENDİ (TL)



AYLIK MISIR DANE İŞLEM MİKTARI (TON)



NİSAN 22
1%

OCAK 23
12%

ŞUBAT 23
4%

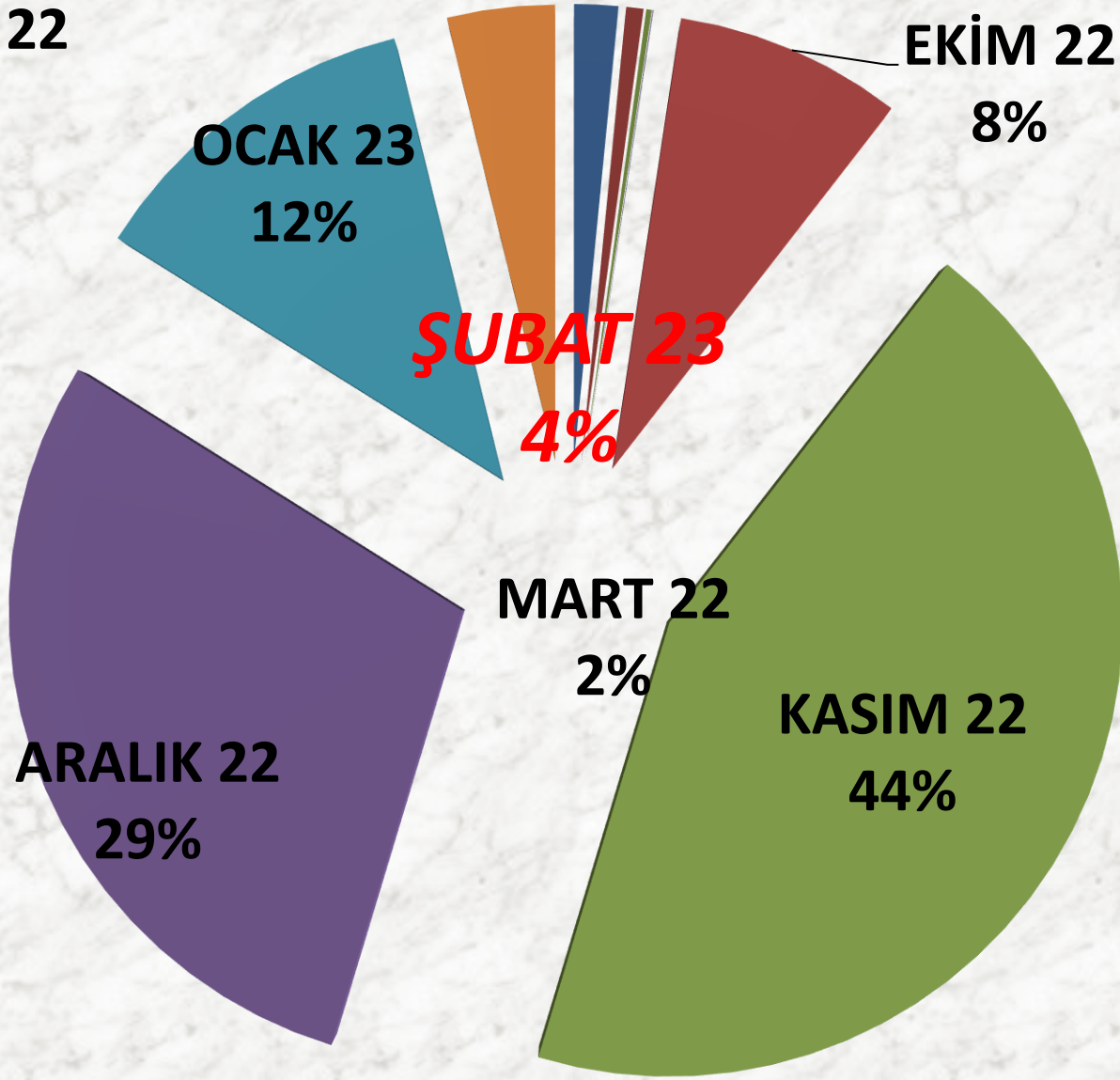
EKİM 22
8%

MART 22
2%

ARALIK 22
29%

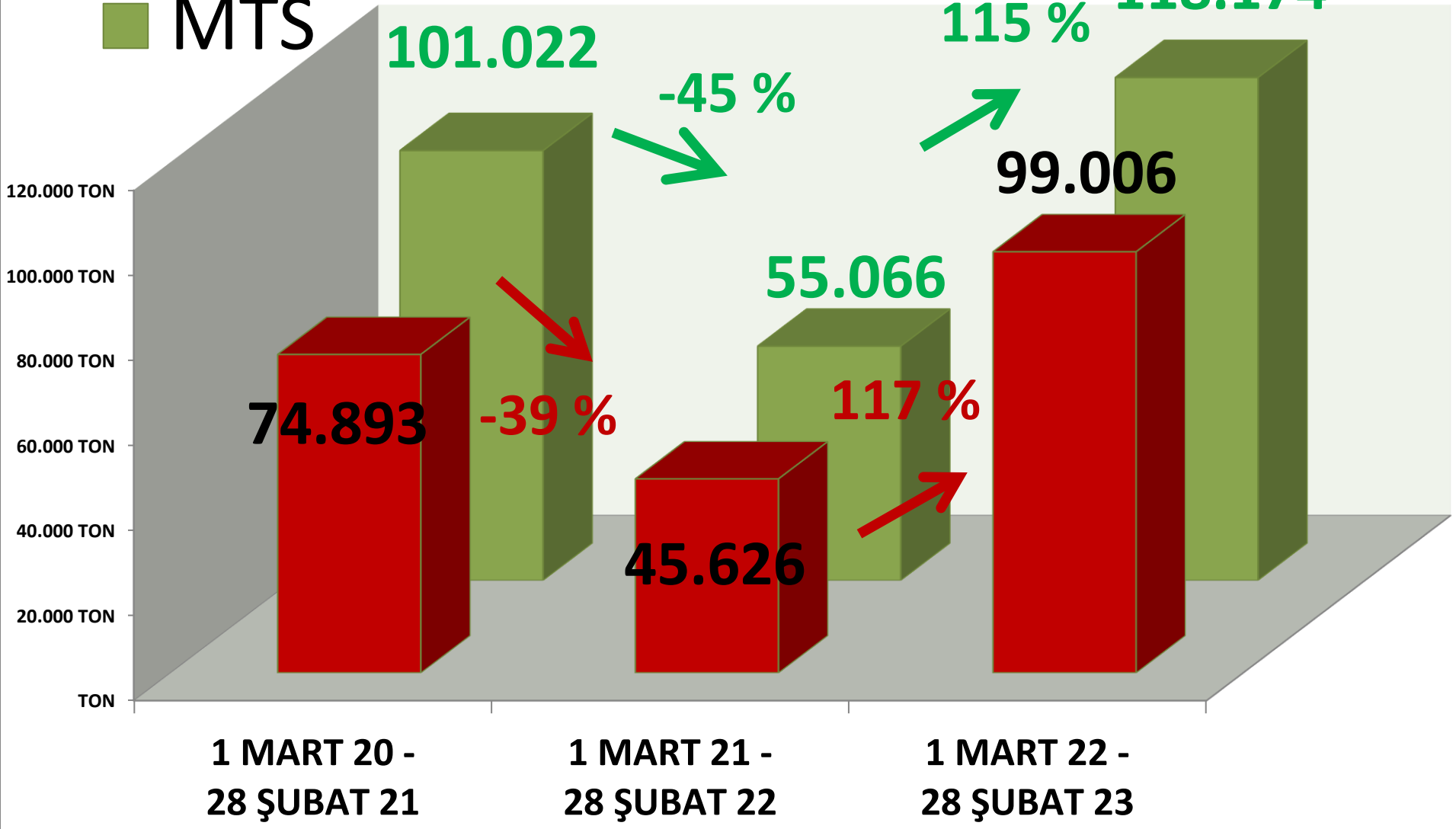
KASIM 22
44%

**MISIR DANE MTS İŞLEM MİKTARI
ORANLARI**

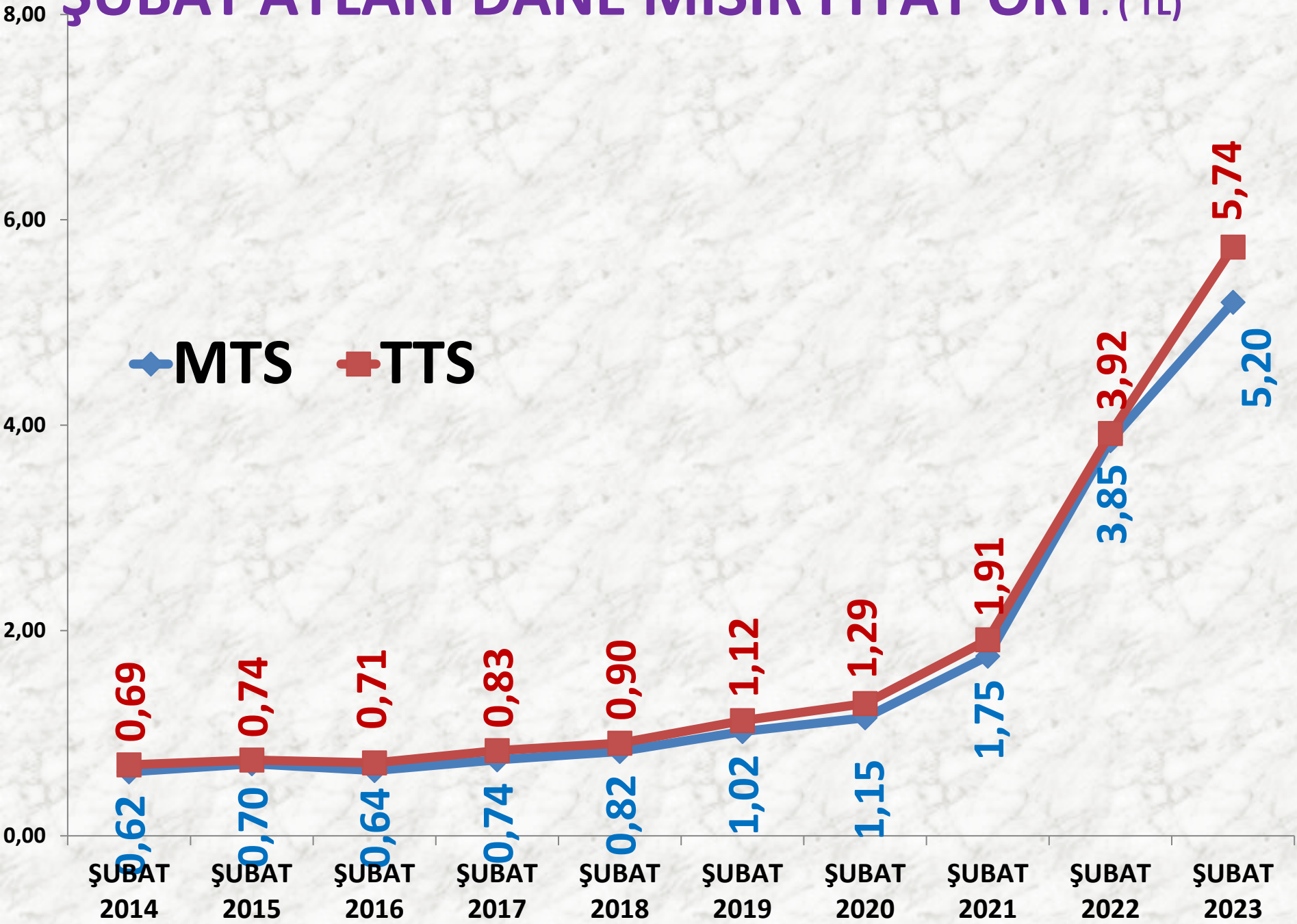


TTS YILLIK MISIR DANE İŞLEM MİKTARI (TON)

■ TTS
■ MTS



ŞUBAT AYLARI DANE MISIR FİYAT ORT. (TL)



NOHUT

İŞLEM HACMİ (TON)	2021 ŞUBAT	2022 ŞUBAT		2023 ŞUBAT	
<i>MTS</i>	543 TON	-74%	142 TON	100%	283 TON
<i>TTS</i>	243 TON	51%	366 TON	-100%	-

EN AZ FİYAT	2021 ŞUBAT	2022 ŞUBAT		2023 ŞUBAT	
<i>MTS</i>	4,20 TL	305%	17,00 TL	-12%	15,00 TL
<i>TTS</i>	3,00 TL	83%	5,50 TL	-	-

EN ÇOK FİYAT	2021 ŞUBAT	2022 ŞUBAT		2023 ŞUBAT	
<i>MTS</i>	12,49 TL	60%	20,00 TL	99%	39,82 TL
<i>TTS</i>	7,50 TL	153%	19,00 TL	-	-

ORT. FİYAT	2021 ŞUBAT	2022 ŞUBAT		2023 ŞUBAT	
<i>MTS</i>	7,67 TL	138%	18,23 TL	60%	29,09 TL
<i>TTS</i>	6,21 TL	32%	8,20 TL	-	-

NOHUT DOĞAL

İŞLEM HACMİ (TON)	2021 ŞUBAT	2022 ŞUBAT		2023 ŞUBAT	
MTS	12 TON	-100%	-	-	179 TON
TTS	43 TON	183%	123 TON	-100%	TON

EN AZ FİYAT	2021 ŞUBAT	2022 ŞUBAT		2023 ŞUBAT	
MTS	4,20 TL	-	-	-	20,73 TL
TTS	3,00 TL	137%	7,10 TL	-	-

EN ÇOK FİYAT	2021 ŞUBAT	2022 ŞUBAT		2023 ŞUBAT	
MTS	4,20 TL	-	-	-	28,95 TL
TTS	5,00 TL	180%	14,00 TL	-	-

ORT. FİYAT	2021 ŞUBAT	2022 ŞUBAT		2023 ŞUBAT	
MTS	4,20 TL	-	-	-	26,61 TL
TTS	4,88 TL	72%	8,40 TL	-	-

NOHUT - ELENMİŞ

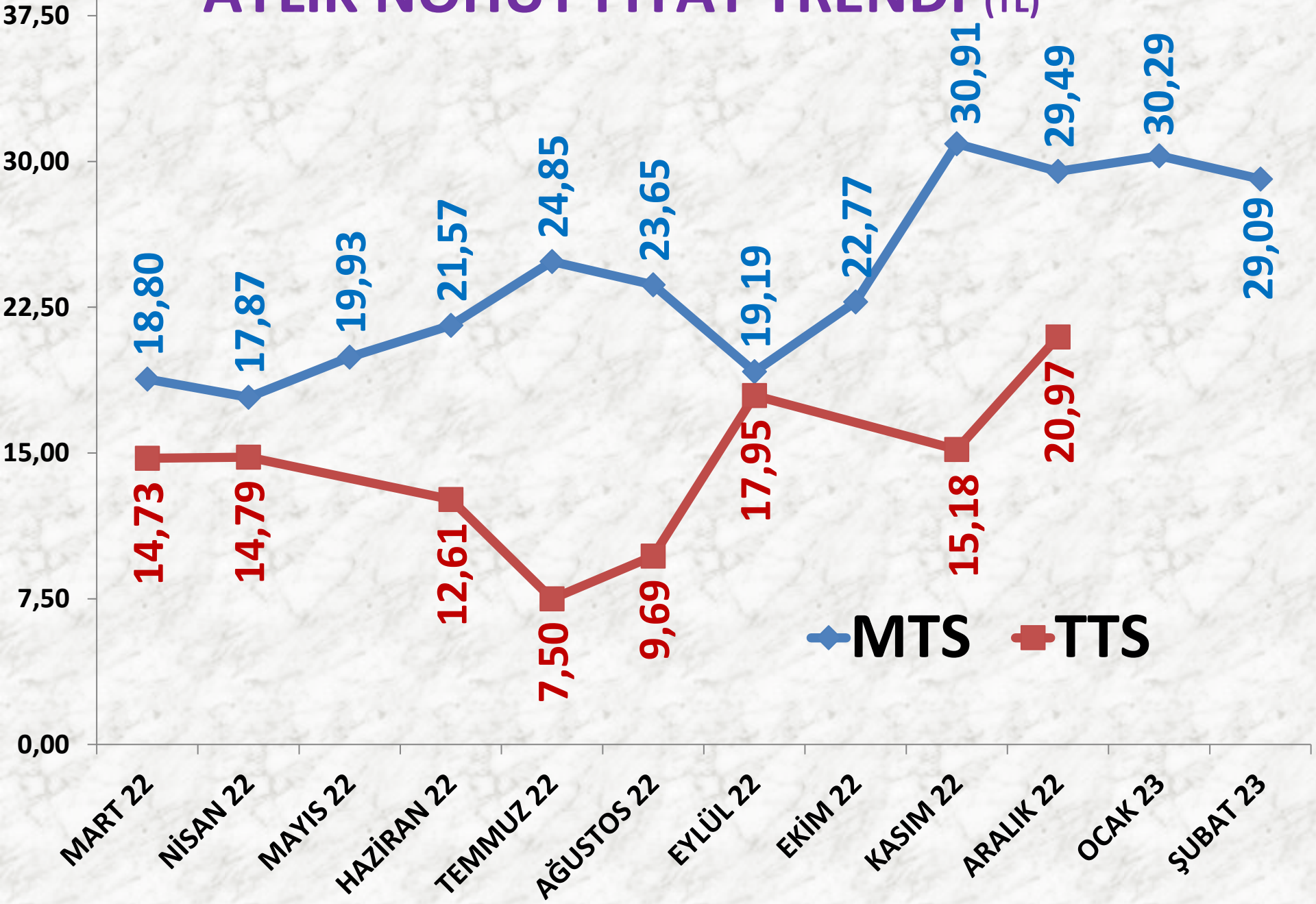
İŞLEM HACMİ (TON)	2021 ŞUBAT	2022 ŞUBAT		2023 ŞUBAT	
MTS	531 TON	-73%	142 TON	-31%	98 TON
TTS	200 TON	-79%	43 TON	-100%	-

EN AZ FİYAT	2021 ŞUBAT	2022 ŞUBAT		2023 ŞUBAT	
MTS	5,50 TL	209%	17,00 TL	77%	30,06 TL
TTS	5,50 TL	209%	17,00 TL	-	-

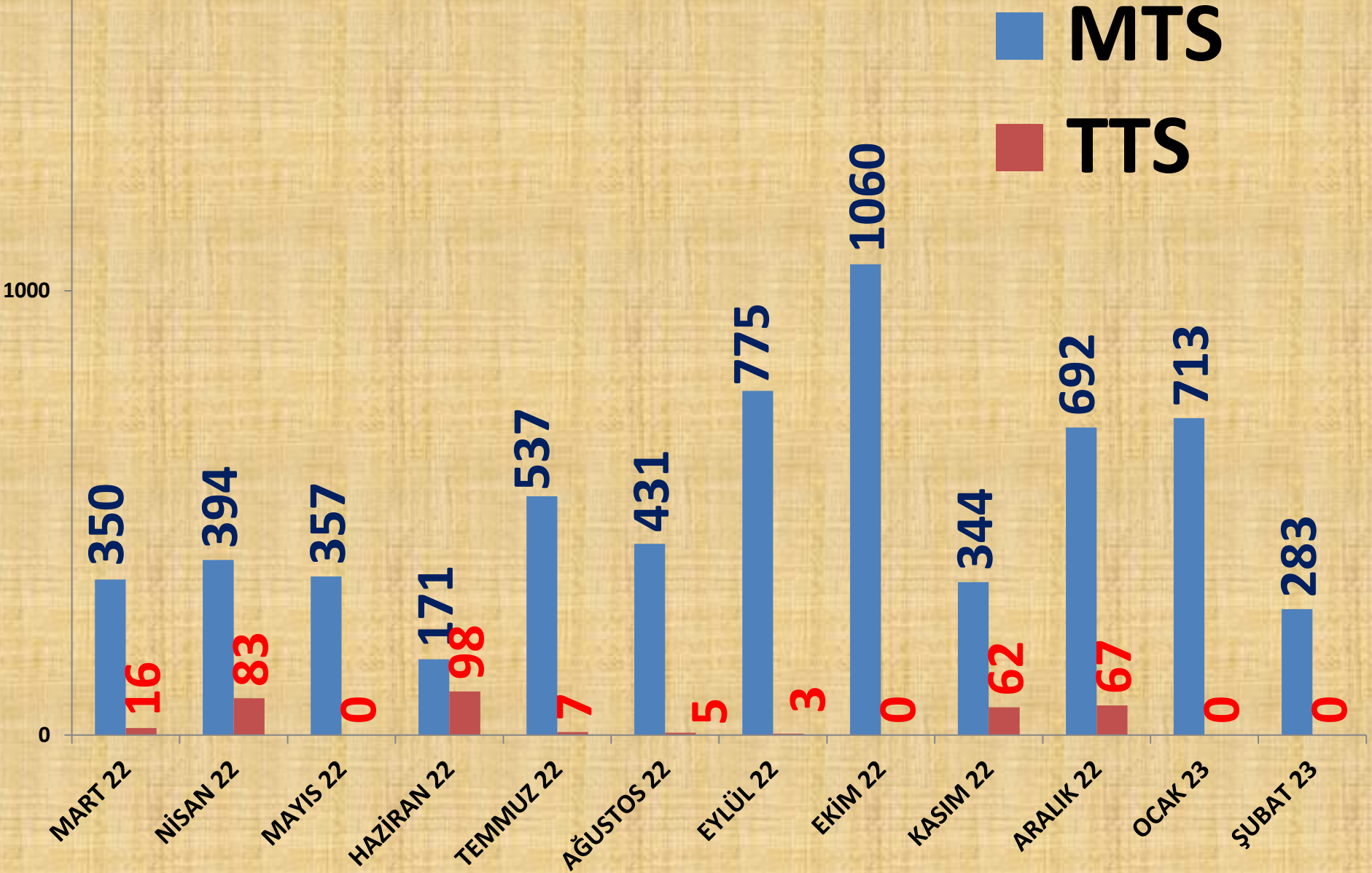
EN ÇOK FİYAT	2021 ŞUBAT	2022 ŞUBAT		2023 ŞUBAT	
MTS	12,49 TL	60%	20,00 TL	99%	39,82 TL
TTS	7,50 TL	153%	19,00 TL	-	-

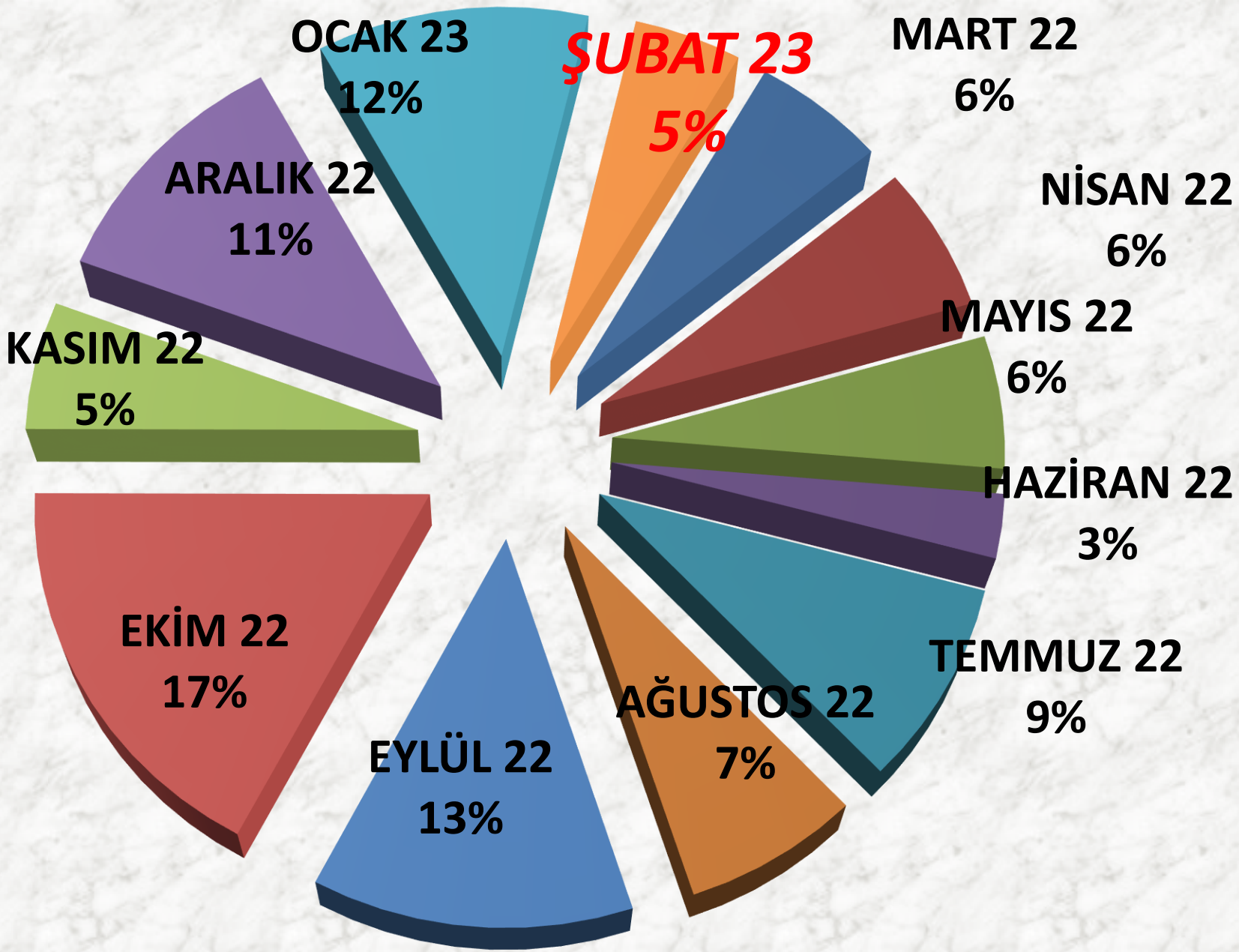
ORT. FİYAT	2021 ŞUBAT	2022 ŞUBAT		2023 ŞUBAT	
MTS	7,75 TL	135%	18,23 TL	88%	34,29 TL
TTS	6,49 TL	166%	17,28 TL	-	-

AYLIK NOHUT FİYAT TRENDİ (TL)



AYLIK NOHUT İŞLEM MİKTARI (TON)



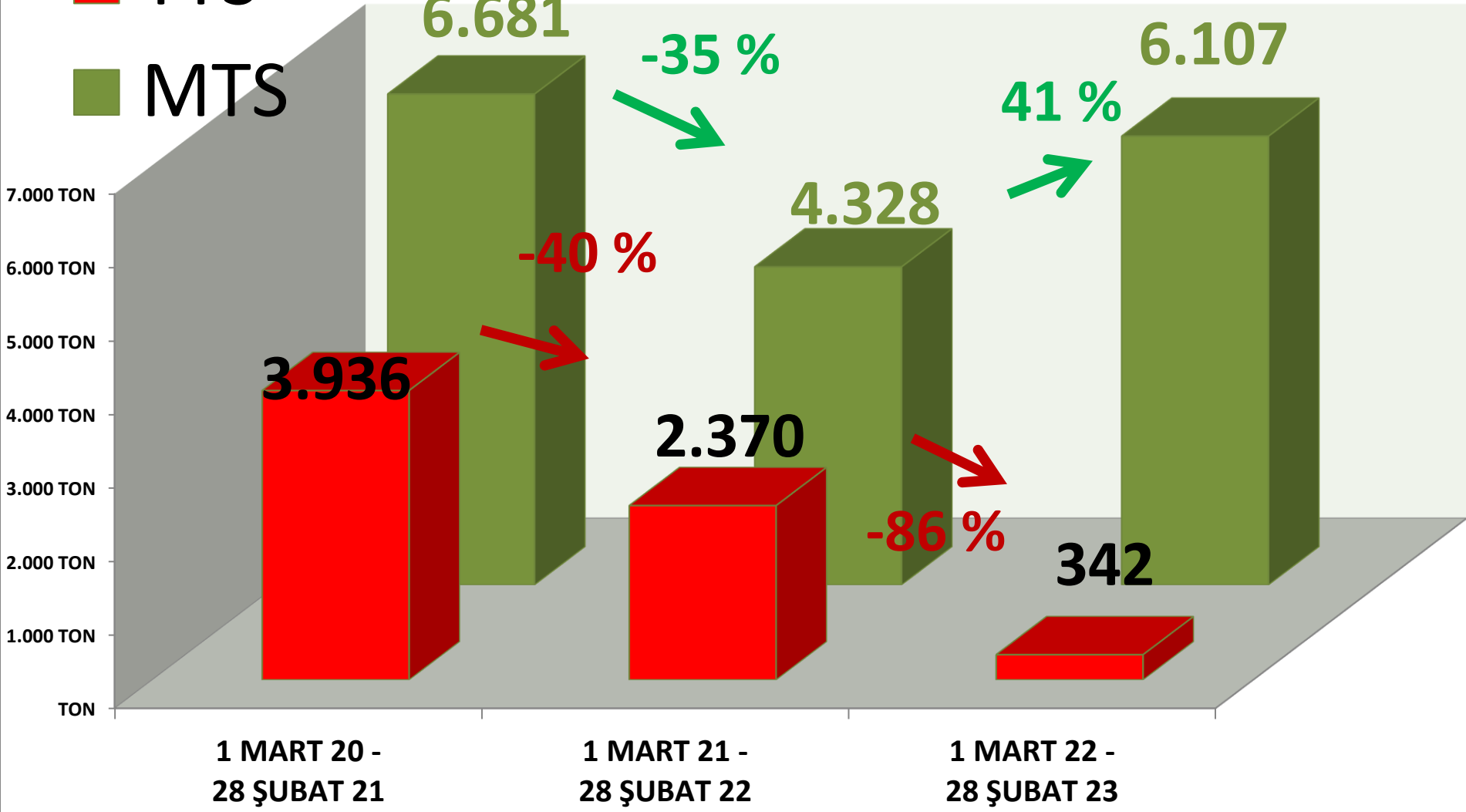


AYLIK NOHUT MTS İŞLEM MİKTARI ORANLARI

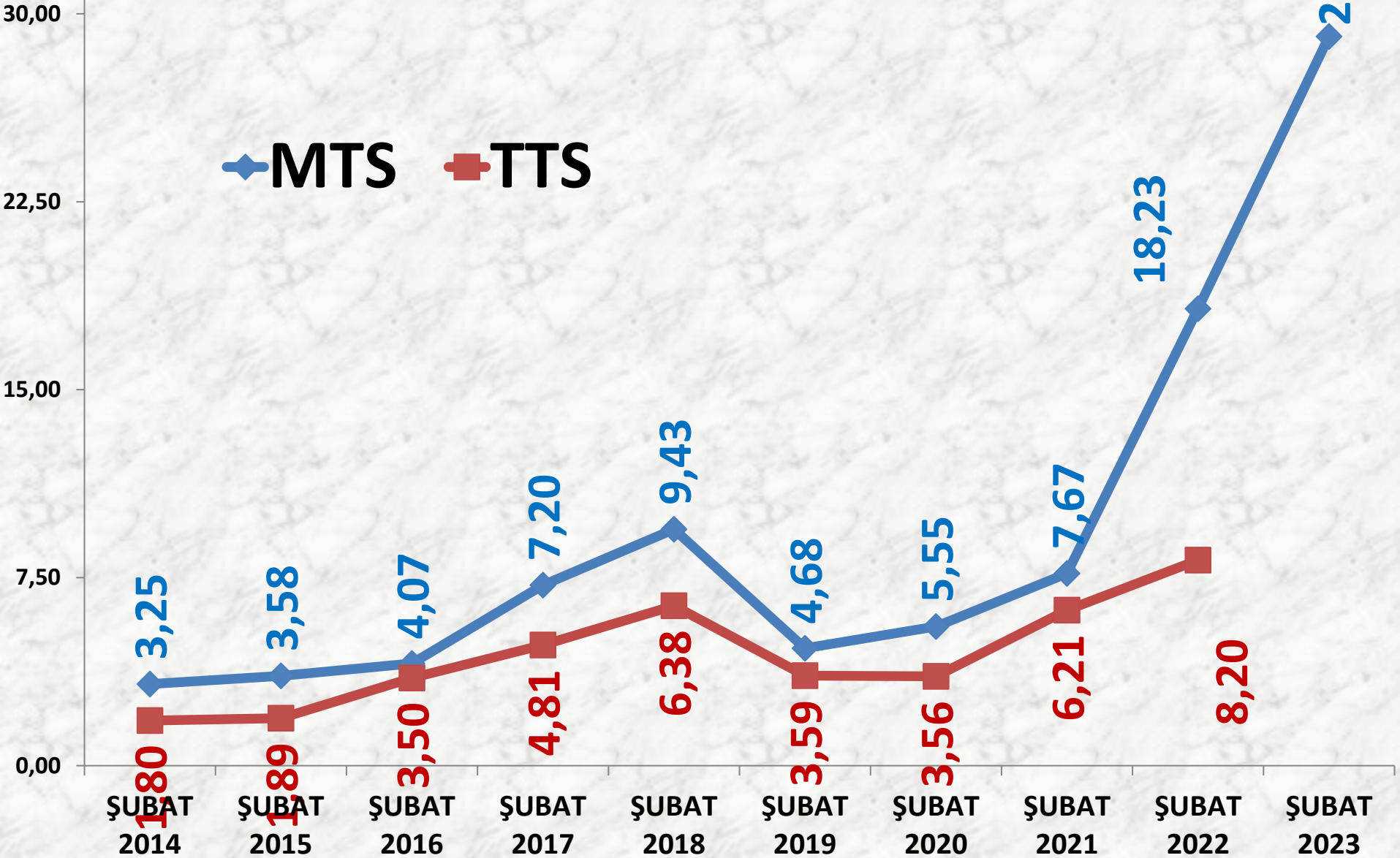
YILLIK TOPLAM NOHUT İŞLEM MİKTARI (TON)

■ TTS

■ MTS



ŞUBAT AYLARI NOHUT FİYAT ORT. (TL)



BEYAZ LEBLEBİ

LEBLEBİ BEYAZ 8,50 mm

İŞLEM MİKTARI(TON)	2021 ŞUBAT	2022 ŞUBAT		2023 ŞUBAT	
TTS	7 TON	5%	7 TON	-59%	3 TON

LEBLEBİ BEYAZ 9 mm

İŞLEM MİKTARI (TON)	2021 ŞUBAT	2022 ŞUBAT		2023 ŞUBAT	
TTS	85 TON	-19%	69 TON	-60%	27 TON

BEYAZ LEBLEBİ

LEBLEBİ BEYAZ 9+ 9,50 mm

İŞLEM MİKTARI (TON)	2021 ŞUBAT	2022 ŞUBAT		2023 ŞUBAT	
TTS	44 TON	-46%	24 TON	41%	34 TON

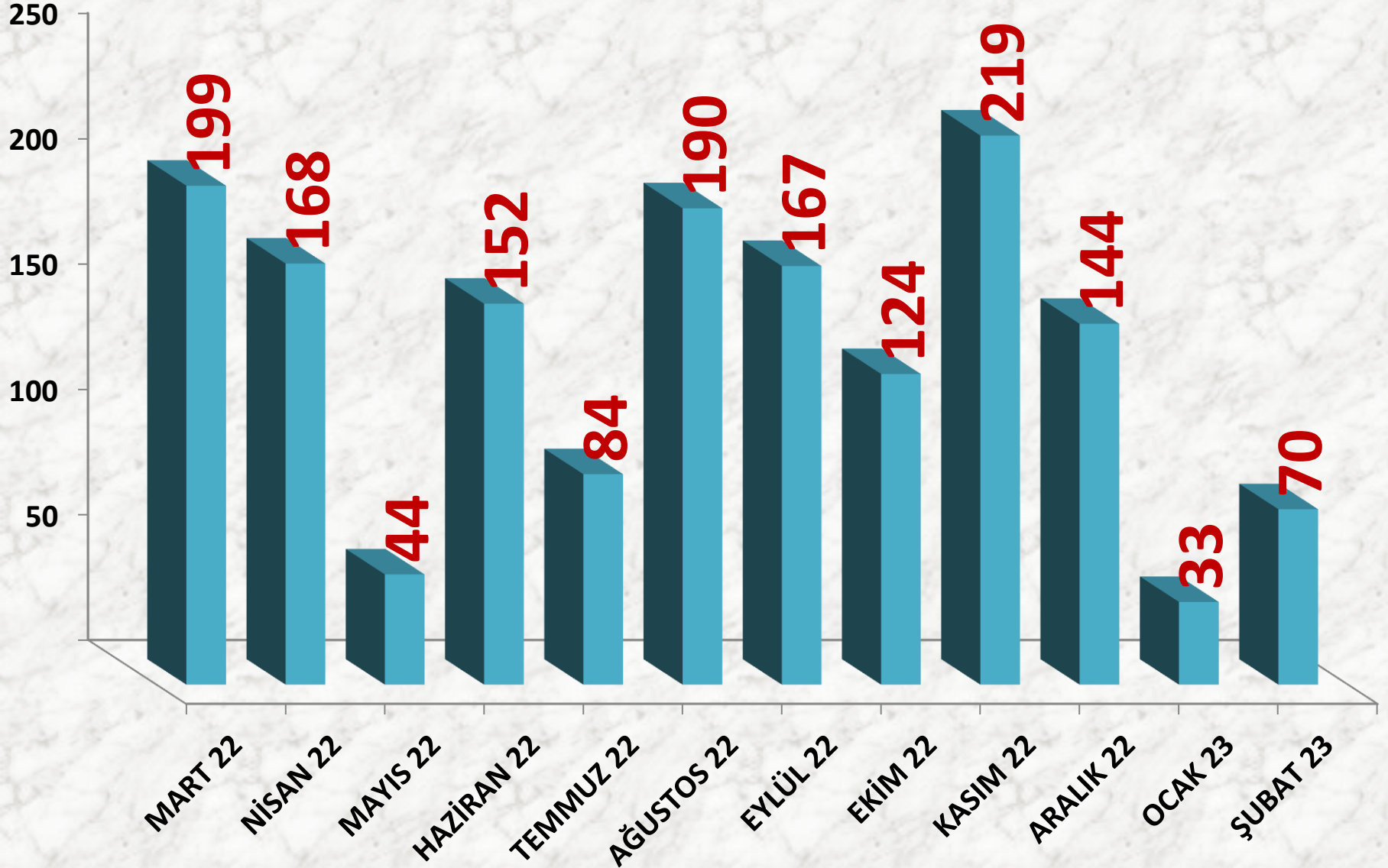
LEBLEBİ BEYAZ Elenti

İŞLEM MİKTARI (TON)	2021 ŞUBAT	2022 ŞUBAT		2023 ŞUBAT	
TTS	TON	-	16 TON	-63%	6 TON

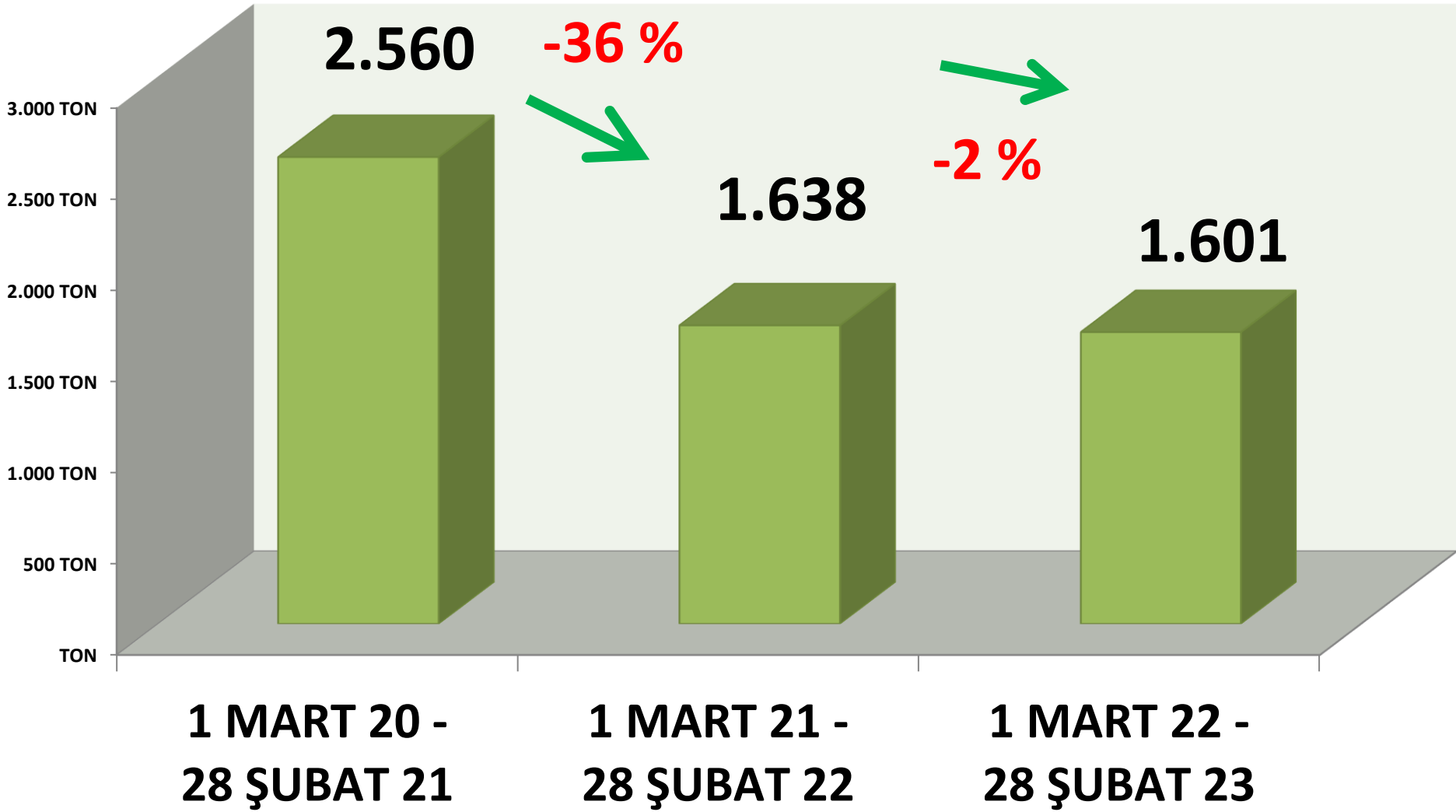
LEBLEBİ BEYAZ TOPLAM

<u>İŞLEM MİKTARI</u> <u>(TON)</u>	<u>2021 ŞUBAT</u>	<u>2022 ŞUBAT</u>		<u>2023 ŞUBAT</u>	
<u>TTS</u>	<u>136 TON</u>	-15%	<u>116 TON</u>	-40%	<u>70 TON</u>

Leblebi Beyaz İşlem Miktarı (Ton)



YILLIK TOPLAM BEYAZ LEBLEBİ İŞLEM MİKTARI (TON)



LEBLEBİ BEYAZ 8,50 mm FİYATLARI

	2021 ŞUBAT	2022 ŞUBAT		2023 ŞUBAT	
EN AZ	7,20 TL	39%	10,00 TL	247%	34,65 TL
EN ÇOK	7,20 TL	53%	11,00 TL	215%	34,65 TL
ORTALAMA	7,20 TL	48%	10,64 TL	226%	34,65 TL

LEBLEBİ BEYAZ 9 mm FİYATLARI

	2021 ŞUBAT	2022 ŞUBAT		2023 ŞUBAT	
EN AZ	11,50 TL	74%	20,00 TL	150%	50,00 TL
EN ÇOK	15,00 TL	120%	33,00 TL	76%	58,00 TL
ORTALAMA	14,32 TL	80%	25,74 TL	96%	50,36 TL

LEBLEBİ BEYAZ 9+ 9,50 mm FİYATLARI

	2021 ŞUBAT	2022 ŞUBAT		2023 ŞUBAT	
EN AZ	8,00 TL	100%	16,00 TL	172%	43,50 TL
EN ÇOK	11,00 TL	64%	18,00 TL	176%	49,75 TL
ORTALAMA	9,50 TL	76%	16,69 TL	181%	46,87 TL

LEBLEBİ BEYAZ ELENTİ FİYATLARI

	2021 ŞUBAT	2022 ŞUBAT		2023 ŞUBAT	
ORTALAMA	-	-	8,31 TL	51%	12,53 TL

SARI LEBLEBİ

LEBLEBİ SARI 9 mm

İŞLEM MİKTARI (TON)	2021 ŞUBAT	2022 ŞUBAT		2023 ŞUBAT	
TTS	126 TON	-61%	49 TON	-61%	19 TON

LEBLEBİ SARI 9,50 mm

İŞLEM MİKTARI (TON)	2021 ŞUBAT	2022 ŞUBAT		2023 ŞUBAT	
TTS	126 TON	-83%	22 TON	256%	77 TON

LEBLEBİ SARI 9,75 mm

İŞLEM MİKTARI (TON)	2021 ŞUBAT	2022 ŞUBAT		2023 ŞUBAT	
TTS	524 TON	-77%	121 TON	-14%	104 TON

LEBLEBİ SARI 10 mm

İŞLEM MİKTARI (TON)	2021 ŞUBAT	2022 ŞUBAT		2023 ŞUBAT	
TTS	307 TON	73%	531 TON	-82%	94 TON

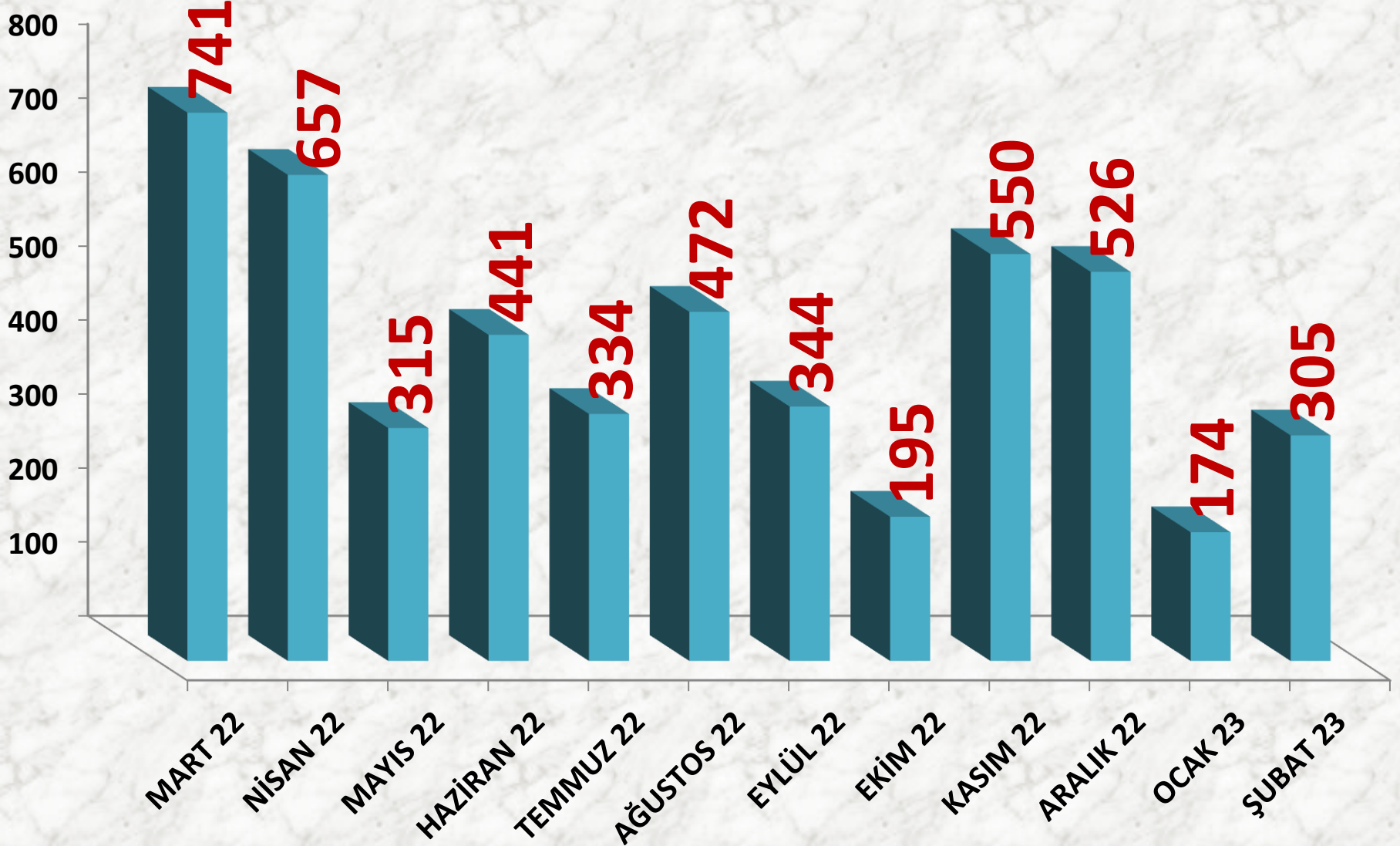
LEBLEBİ SARI Kalburaltı

İŞLEM MİKTARI (TON)	2021 ŞUBAT	2022 ŞUBAT		2023 ŞUBAT	
TTS	4 TON	163%	11 TON	4%	11 TON

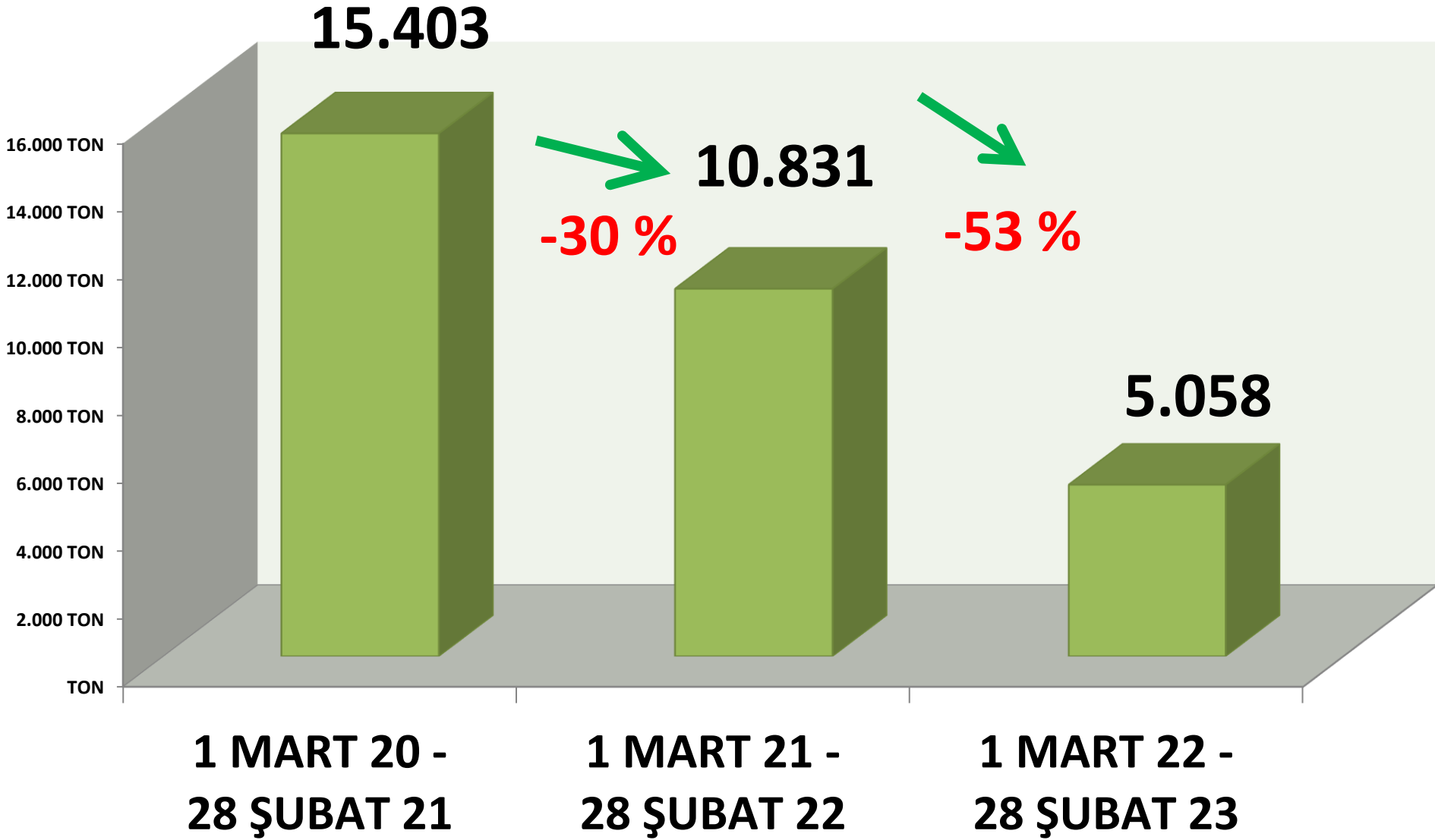
LEBLEBİ SARI TOPLAM

İŞLEM MİKTARI (TON)	<u>2021 ŞUBAT</u>	<u>2022 ŞUBAT</u>		<u>2023 ŞUBAT</u>	
<u>TTS</u>	<u>1.087 TON</u>	-33%	<u>733 TON</u>	-58%	<u>305 TON</u>

Leblebi Sarı İşlem Miktarı (Ton)



YILLIK TOPLAM SARI LEBLEBİ İŞLEM MİKTARI (TON)



LEBLEBİ SARI 9 mm FİYATLARI

	2021 ŞUBAT	2022 ŞUBAT		2023 ŞUBAT	
EN AZ	5,00 TL	82%	9,10 TL	263%	33,00 TL
EN ÇOK	7,00 TL	71%	12,00 TL	175%	33,00 TL
ORTALAMA	6,69 TL	39%	9,29 TL	255%	33,00 TL

LEBLEBİ SARI 9,50 mm FİYATLARI

	2021 ŞUBAT	2022 ŞUBAT		2023 ŞUBAT	
EN AZ	7,00 TL	107%	14,50 TL	162%	38,00 TL
EN ÇOK	8,80 TL	70%	15,00 TL	187%	43,00 TL
ORTALAMA	8,32 TL	79%	14,90 TL	182%	42,07 TL

LEBLEBİ SARI 9,75 mm FİYATLARI

	2021 ŞUBAT	2022 ŞUBAT		2023 ŞUBAT	
EN AZ	9,00 TL	80%	16,20 TL	184%	46,00 TL
EN ÇOK	11,00 TL	64%	18,00 TL	169%	48,50 TL
ORTALAMA	9,84 TL	70%	16,76 TL	181%	47,16 TL

LEBLEBİ SARI 10 mm FİYATLARI

	2021 ŞUBAT	2022 ŞUBAT		2023 ŞUBAT	
EN AZ	11,00 TL	68%	18,50 TL	173%	50,50 TL
EN ÇOK	16,00 TL	125%	36,00 TL	78%	64,00 TL
ORTALAMA	13,09 TL	75%	22,91 TL	133%	53,31 TL

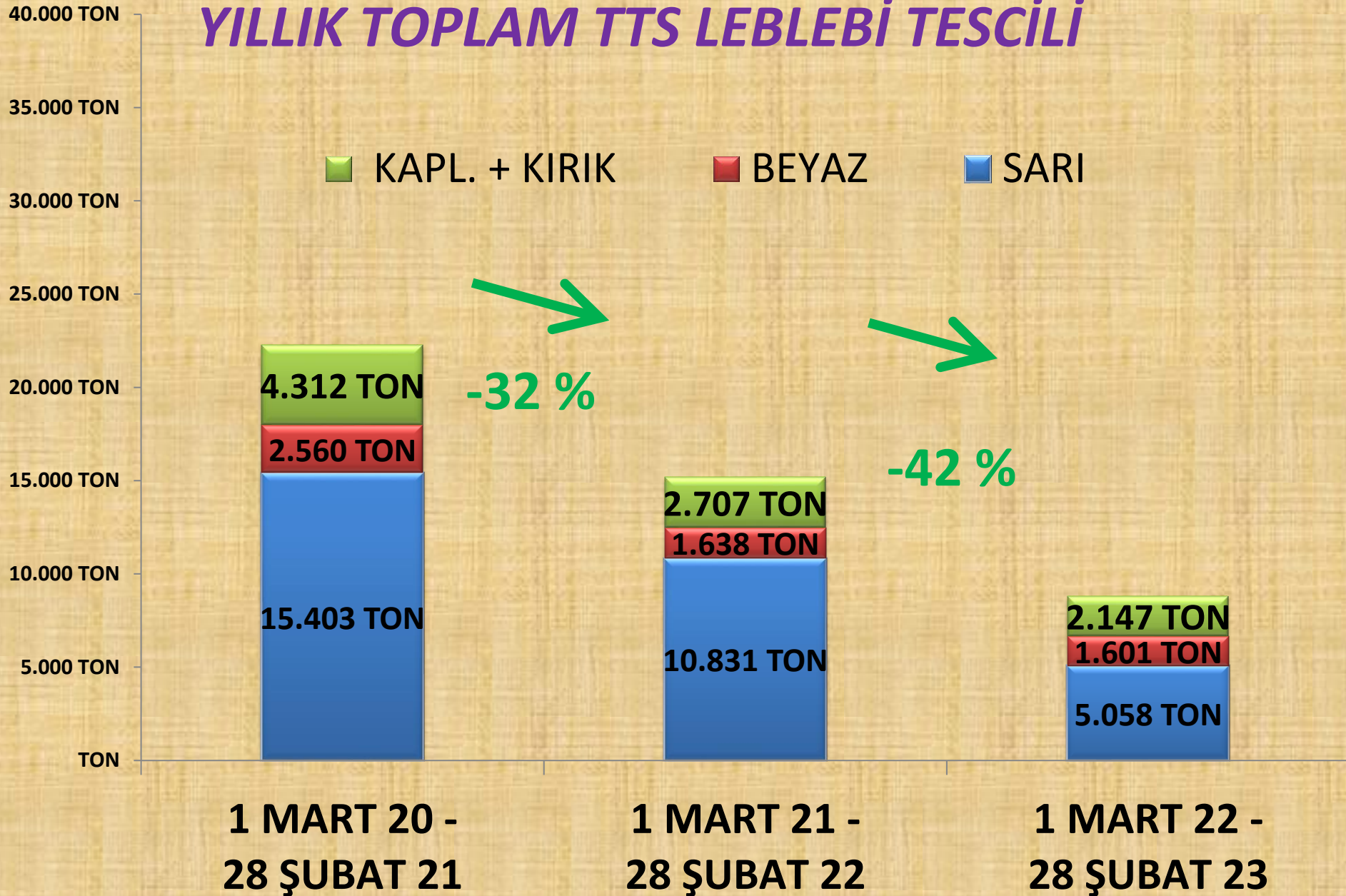
LEBLEBİ SARI Kalburaltı FİYATLARI

	2021 ŞUBAT	2022 ŞUBAT		2023 ŞUBAT	
ORTALAMA	4,38 TL	94%	8,48 TL	174%	23,22 TL

YILLIK YURTIÇI TOPLAM LEBLEBİ İŞLEM MİKTARI

MİKTAR	1 MART 2020 – 28 ŞUBAT 2021	1 MART 2021 – 28 ŞUBAT 2022		1 MART 2022 – 28 ŞUBAT 2023	
SARI	15.403 TON	-30%	10.831 TON	-53%	5.058 TON
BEYAZ	2.560 TON	-36%	1.638 TON	-2%	1.601 TON
KAPL.+KIRIK	4.312 TON	-37%	2.707 TON	-21%	2.147 TON
<u>LEBLEBİ TOPLAM</u>	22.276 TON	-32%	15.177 TON	-42%	8.806 TON

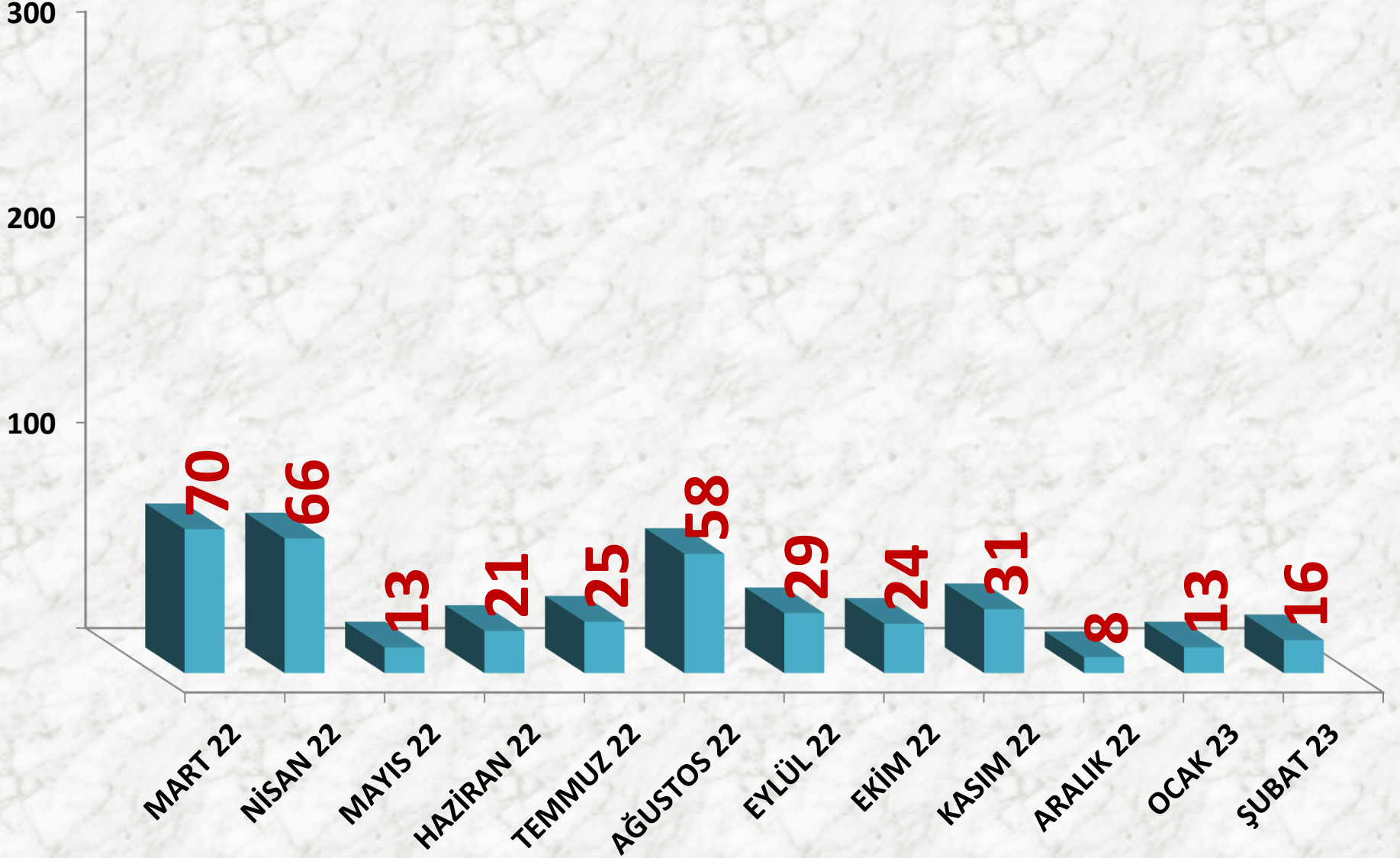
YILLIK TOPLAM TTS LEBLEBİ TESCİLİ

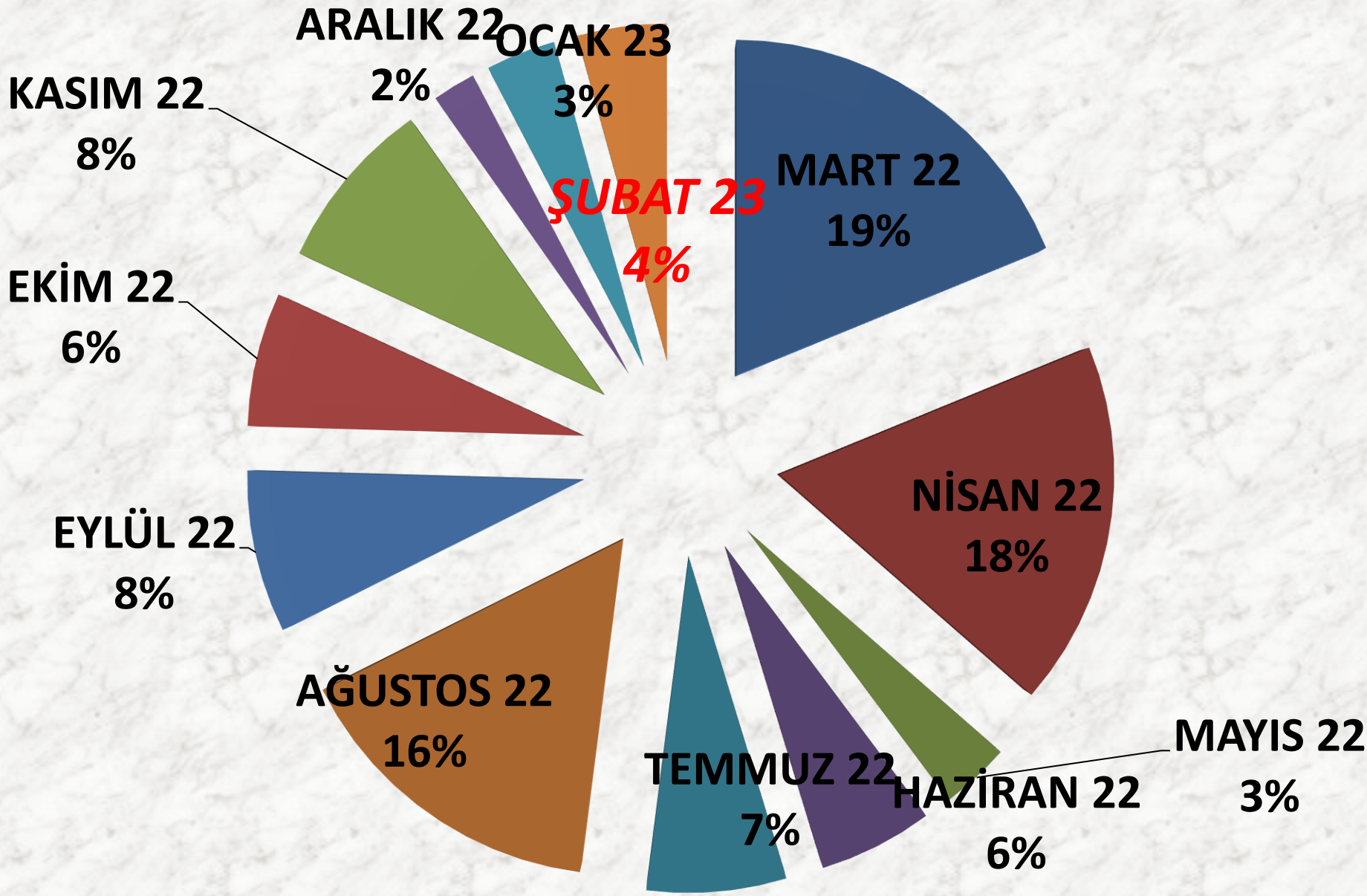


LEBLEBİ İHRACAT MİKTARLARI

2021 ŞUBAT		2022 ŞUBAT		2023 ŞUBAT	
SARI LEBLEBİ	46.636 kg.	SARI LEBLEBİ	21.940 kg.	SARI LEBLEBİ	9.360 kg.
BEYAZ LEBLEBİ	16.680 kg.	BEYAZ LEBLEBİ	5.520 kg.	BEYAZ LEBLEBİ	4.340 kg.
KAPLAMALI LEBLEBİ	1.260 kg.	KAPLAMALI LEBLEBİ	-	KAPLAMALI LEBLEBİ	1.500 kg.
KIRIK LEBLEBİ	2.000 kg.	KIRIK LEBLEBİ	-	KIRIK LEBLEBİ	-
LEBLEBİ KALBURALTI	5.000 kg.	LEBLEBİ KALBURALTI	800 kg.	LEBLEBİ KALBURALTI	800 kg.
LEBLEBİ UNU	-	LEBLEBİ UNU	-	LEBLEBİ UNU	-
<u>TOPLAM</u>	71.576 kg.	<u>TOPLAM</u>	28.260 kg.	<u>TOPLAM</u>	16.000 kg.

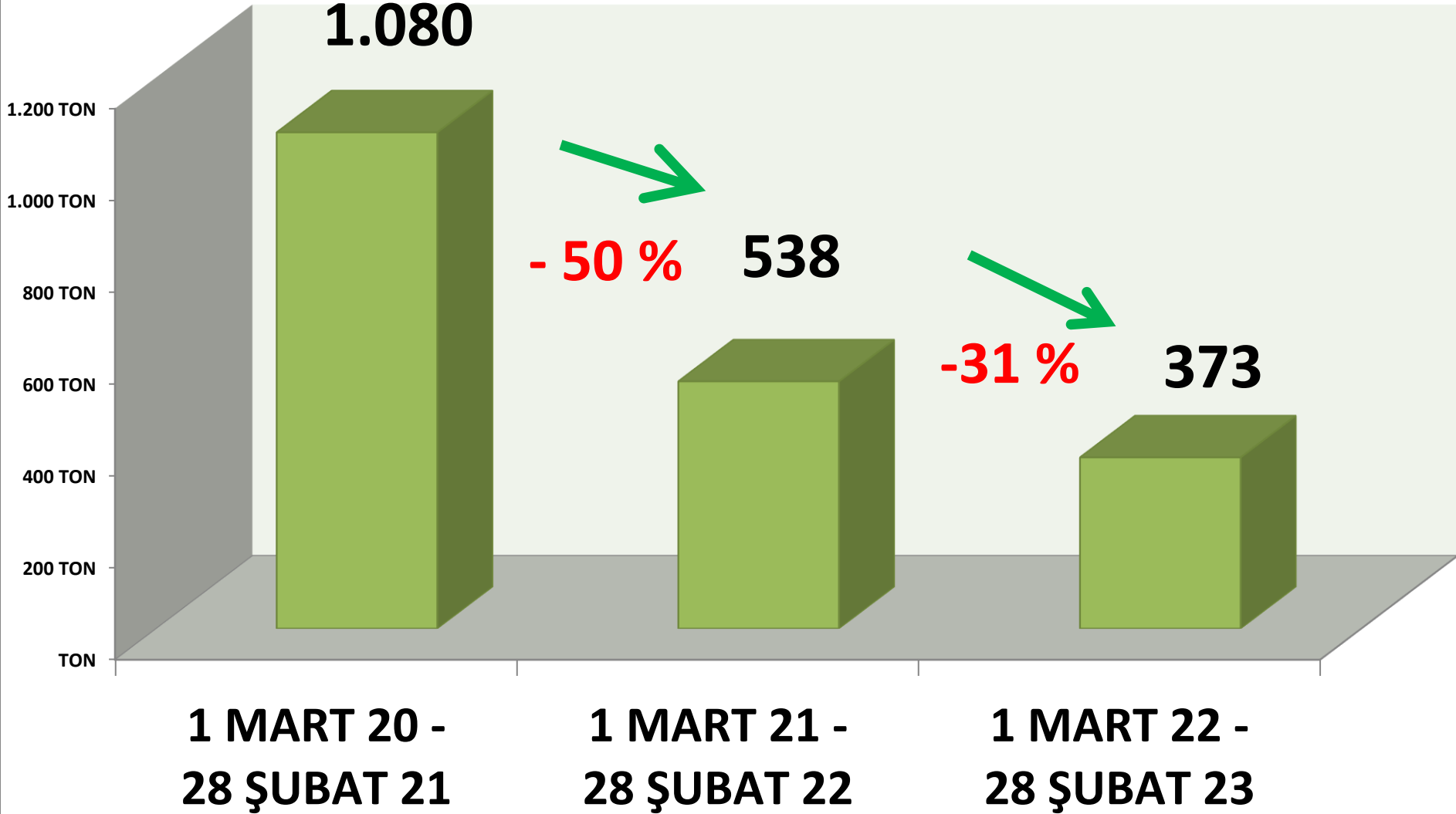
Leblebi ihracat (Ton)





AYLIK LEBLEBİ İHRACAT MİKTARI ORANLARI

YILLIK TOPLAM LEBLEBİ İHRACAT MİKTARI (TON)



AYÇEKİRDEĞİ

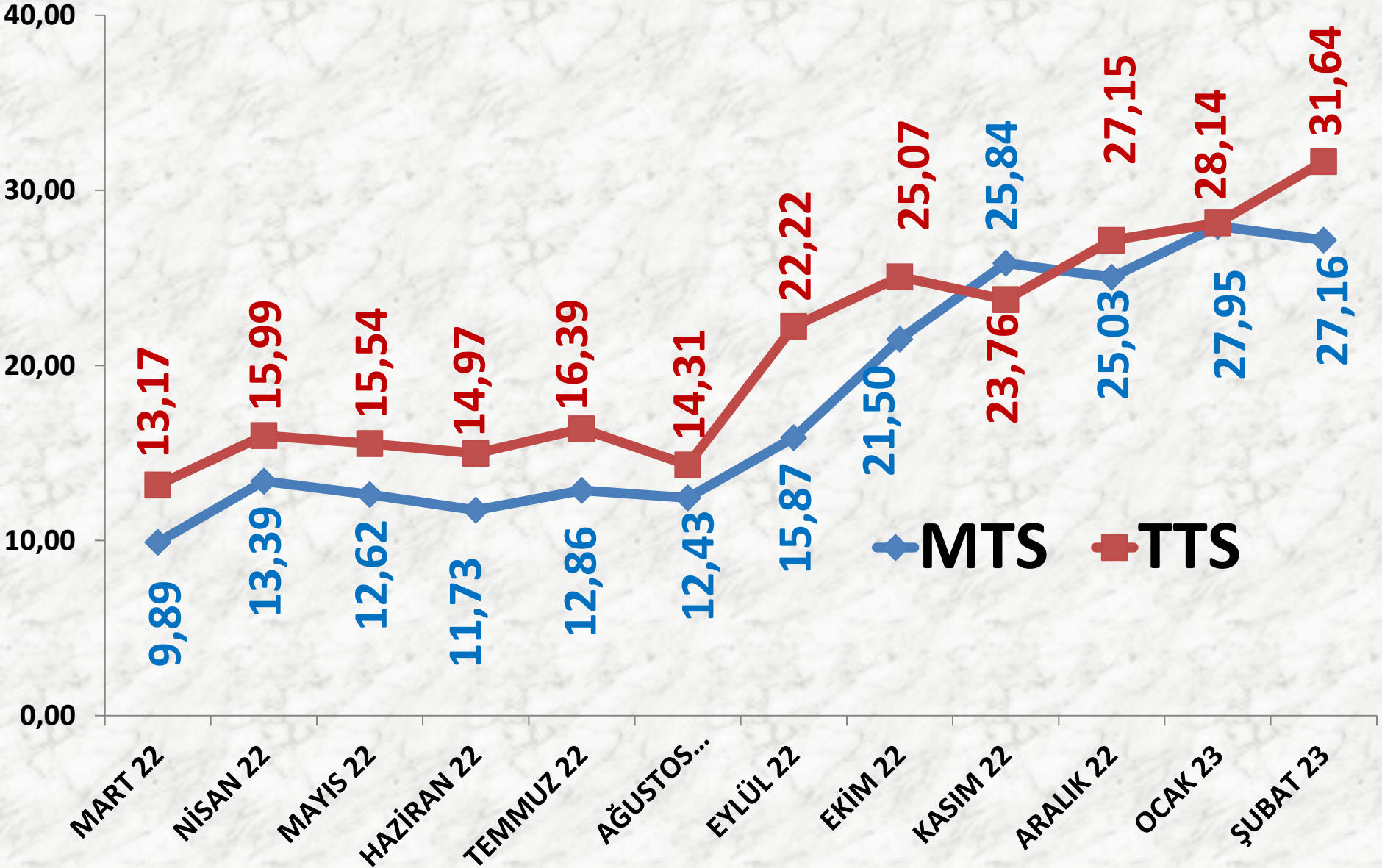
İŞLEM MİKTARI (TON)	2021 ŞUBAT	2022 ŞUBAT		2023 ŞUBAT	
MTS	1144 TON	-21%	906 TON	-2%	885 TON
TTS	1475 TON	43%	2106 TON	-62%	793 TON

EN AZ FİYAT	2021 ŞUBAT	2022 ŞUBAT		2023 ŞUBAT	
MTS	8,79 TL	2%	9,00 TL	154%	22,89 TL
TTS	9,10 TL	-7%	8,50 TL	118%	18,50 TL

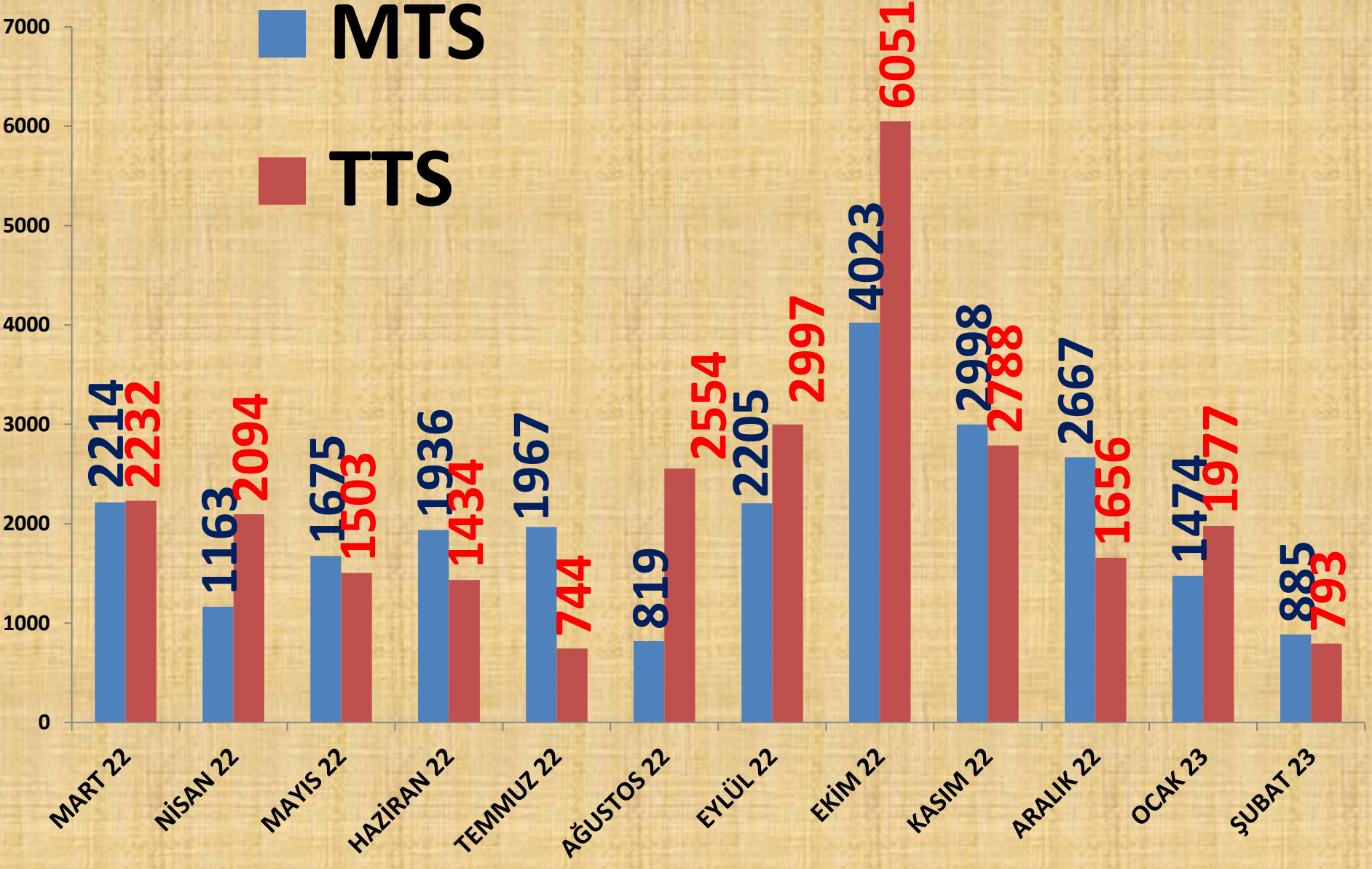
EN ÇOK FİYAT	2021 ŞUBAT	2022 ŞUBAT		2023 ŞUBAT	
MTS	16,58 TL	1%	16,77 TL	118%	36,50 TL
TTS	14,75 TL	80%	26,50 TL	69%	44,68 TL

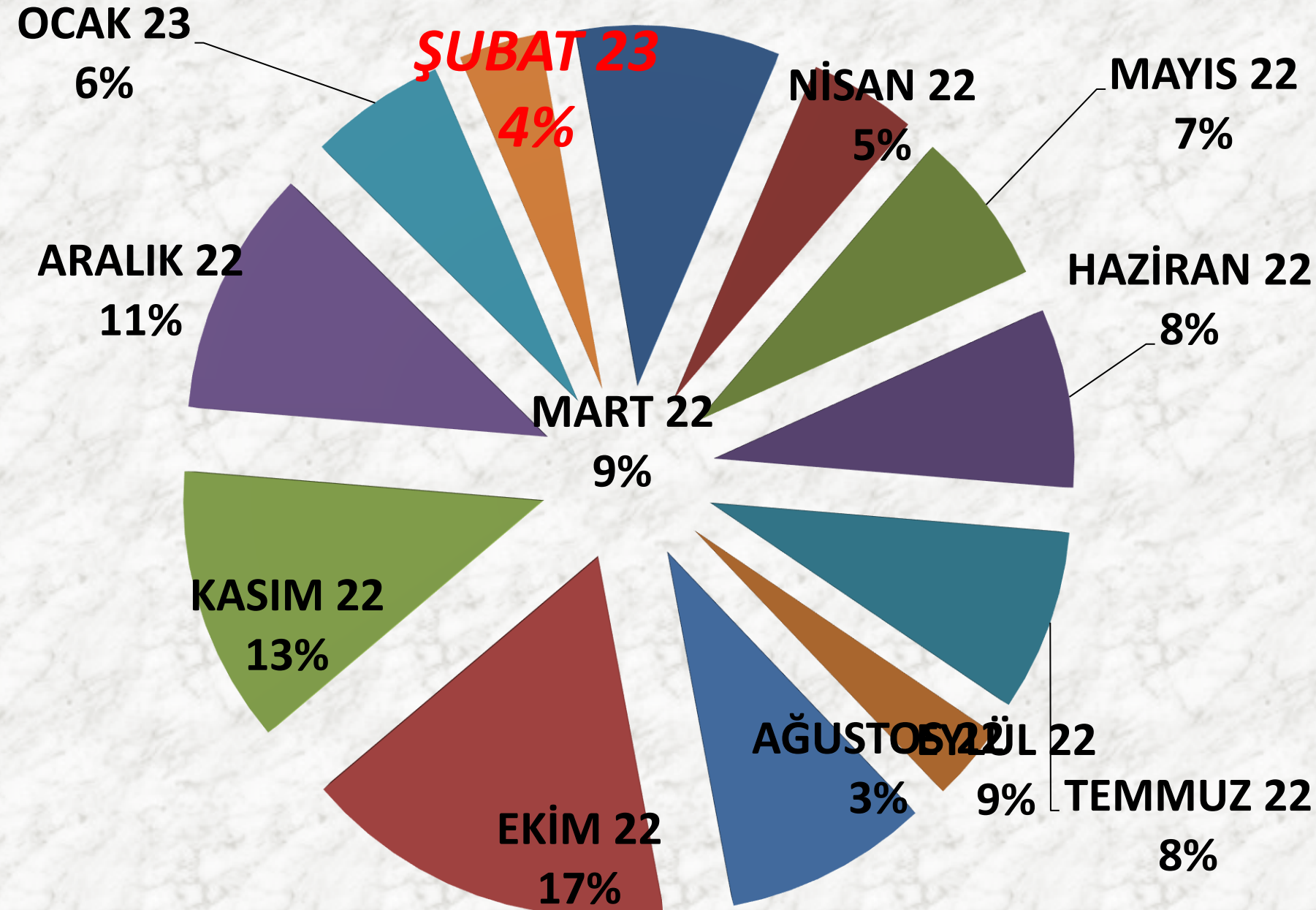
ORT. FİYAT	2021 ŞUBAT	2022 ŞUBAT		2023 ŞUBAT	
MTS	12,29 TL	-13%	10,72 TL	153%	27,16 TL
TTS	13,41 TL	-15%	11,34 TL	179%	31,64 TL

AYLIK AYÇİÇEĞİ FİYAT TRENDİ (TL)



AYLIK AYÇİÇEĞİ İŞLEM MİKTARI (TON)

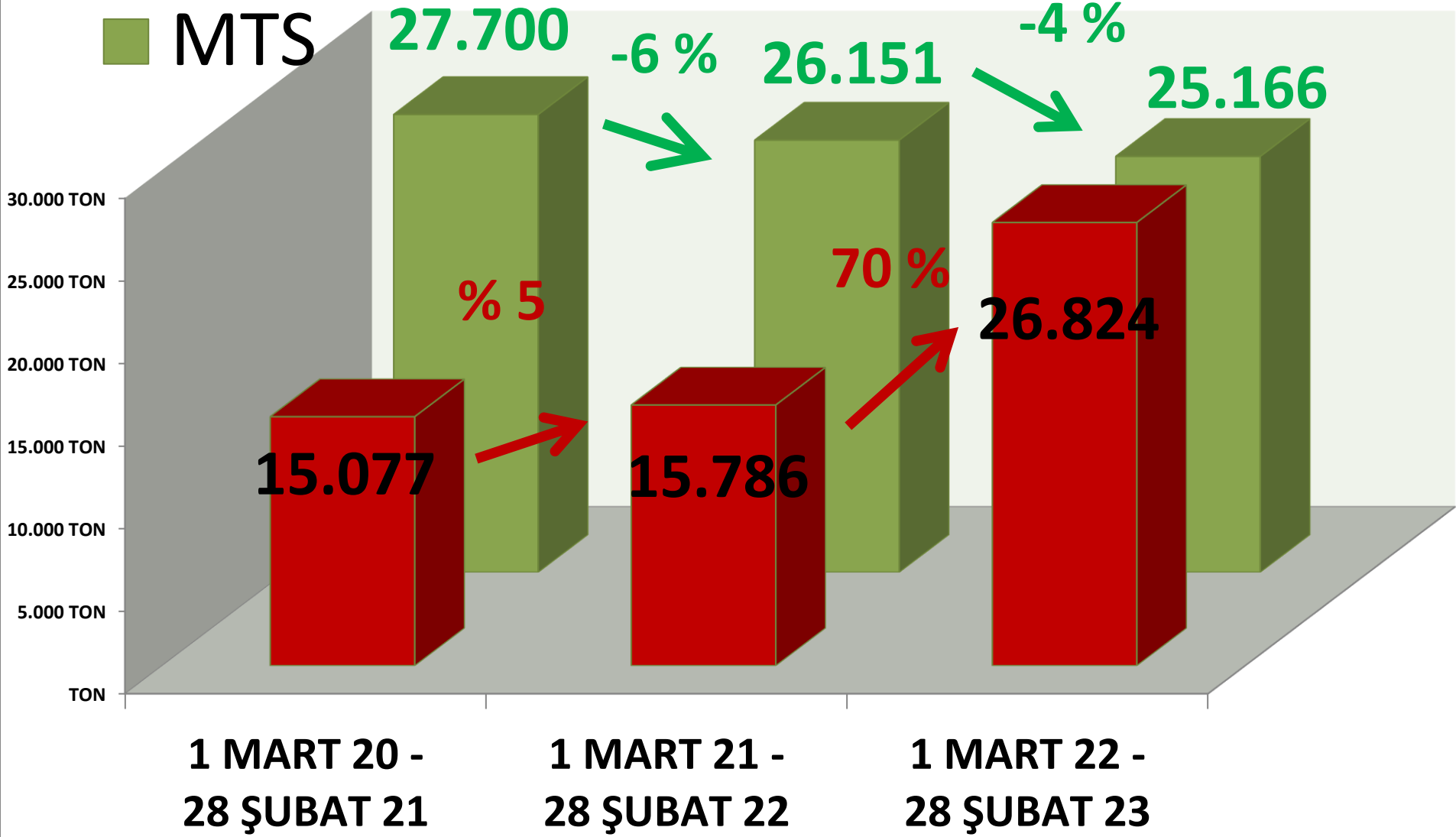




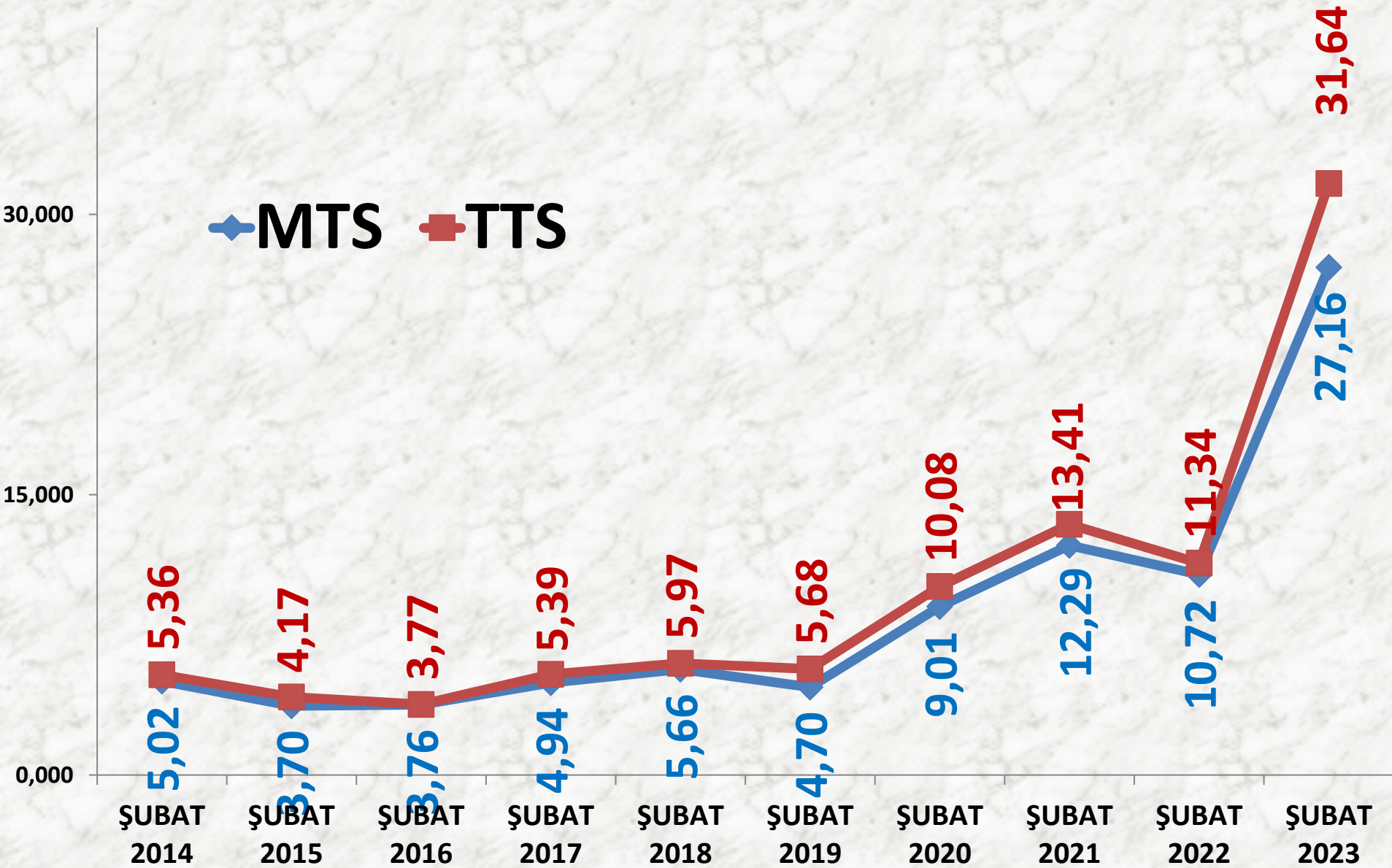
AYLIK AYÇİÇEĞİ MTS İŞLEM MİKTARI ORANLARI

TTS YILLIK TOPLAM AYÇİÇEĞİ İŞLEM MİKTARI (TON)

MTS



ŞUBAT AYLARI AYÇİÇEĞİ FİYAT ORT. (TL)

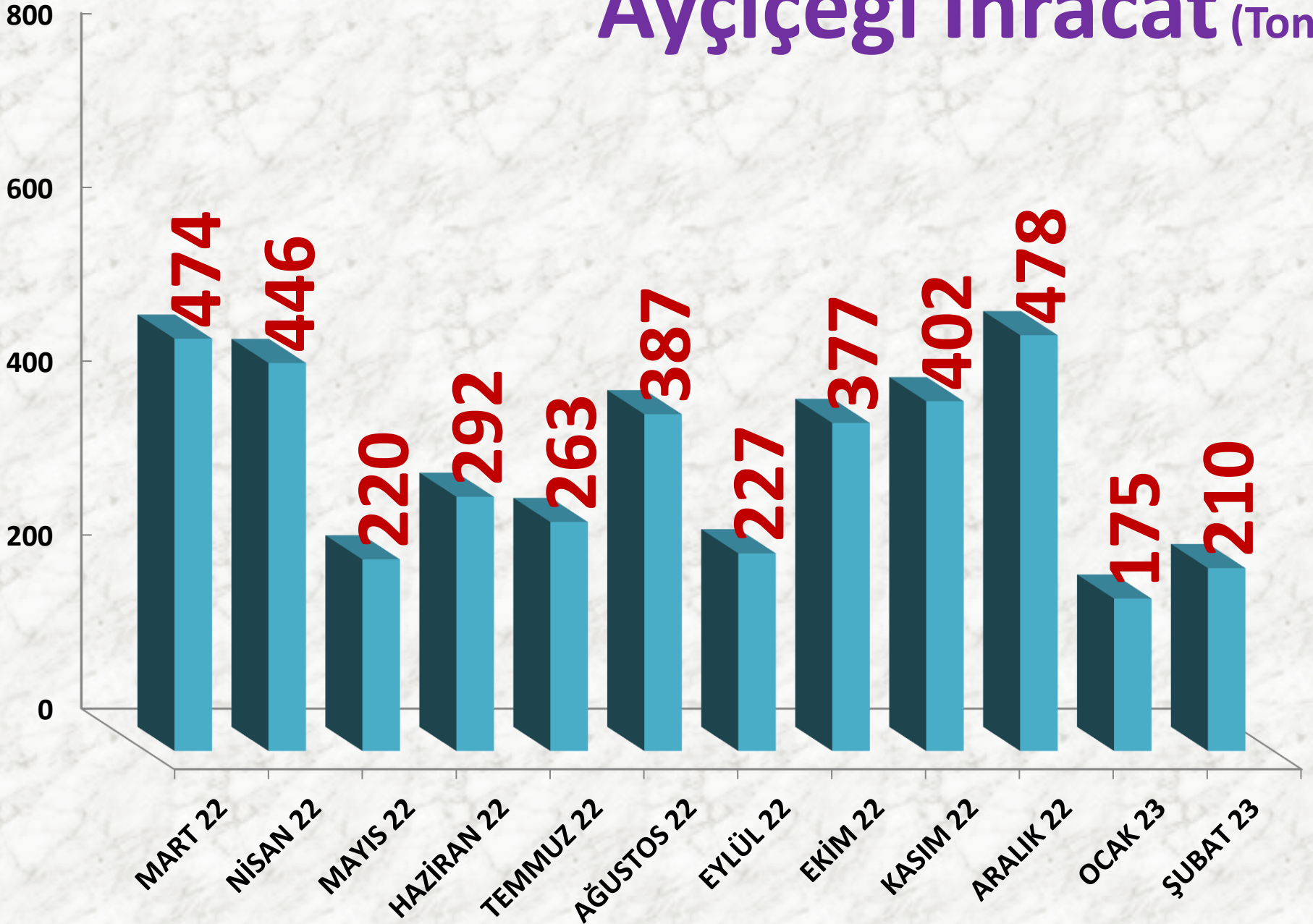


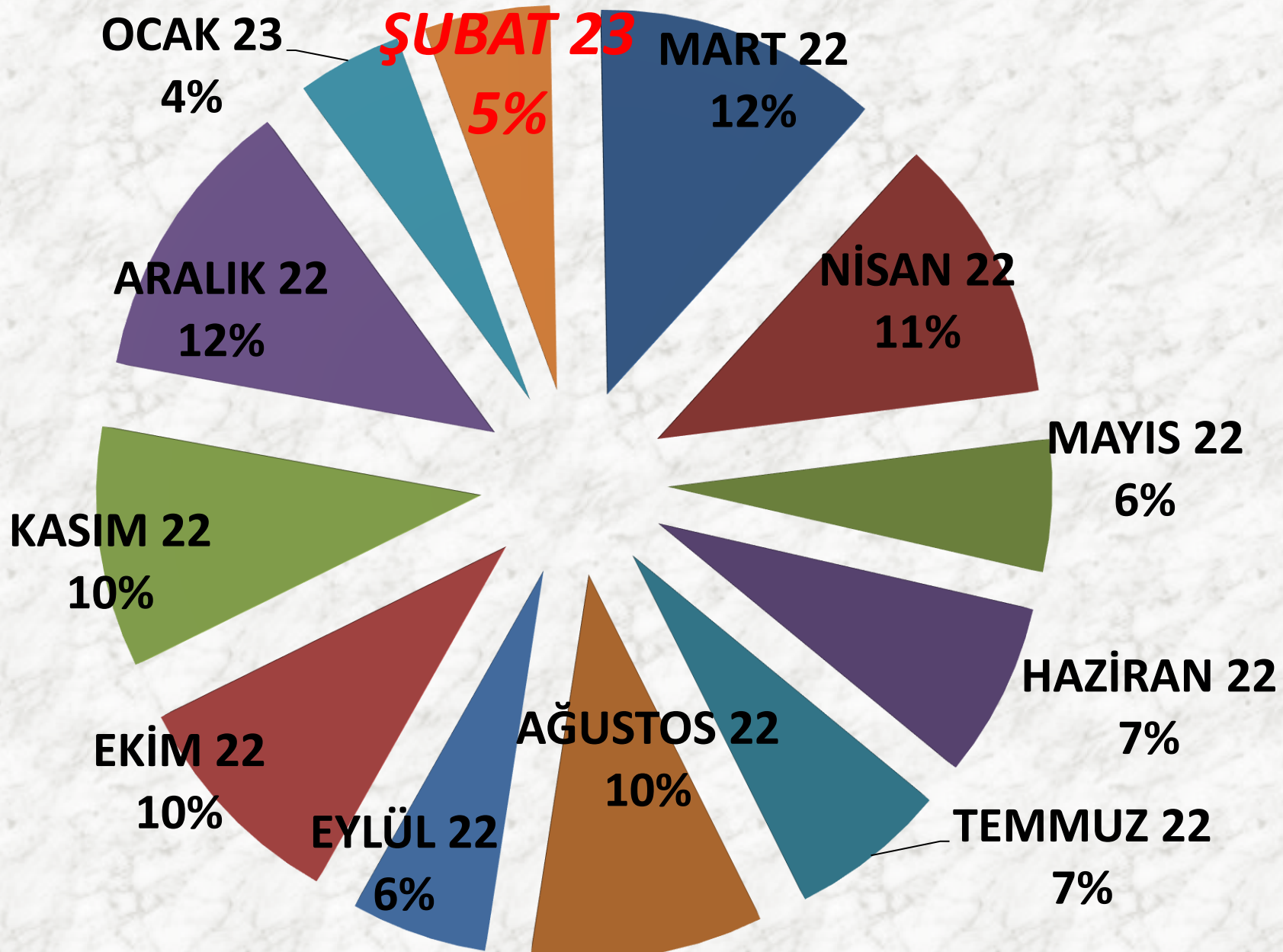
AYÇEKİRDEĞİ İHRACATI

İŞLEM HACMİ TON	2021 ŞUBAT	2022 ŞUBAT		2023 ŞUBAT	
TTS	202 TON	210%	624 TON	-66%	210 TON



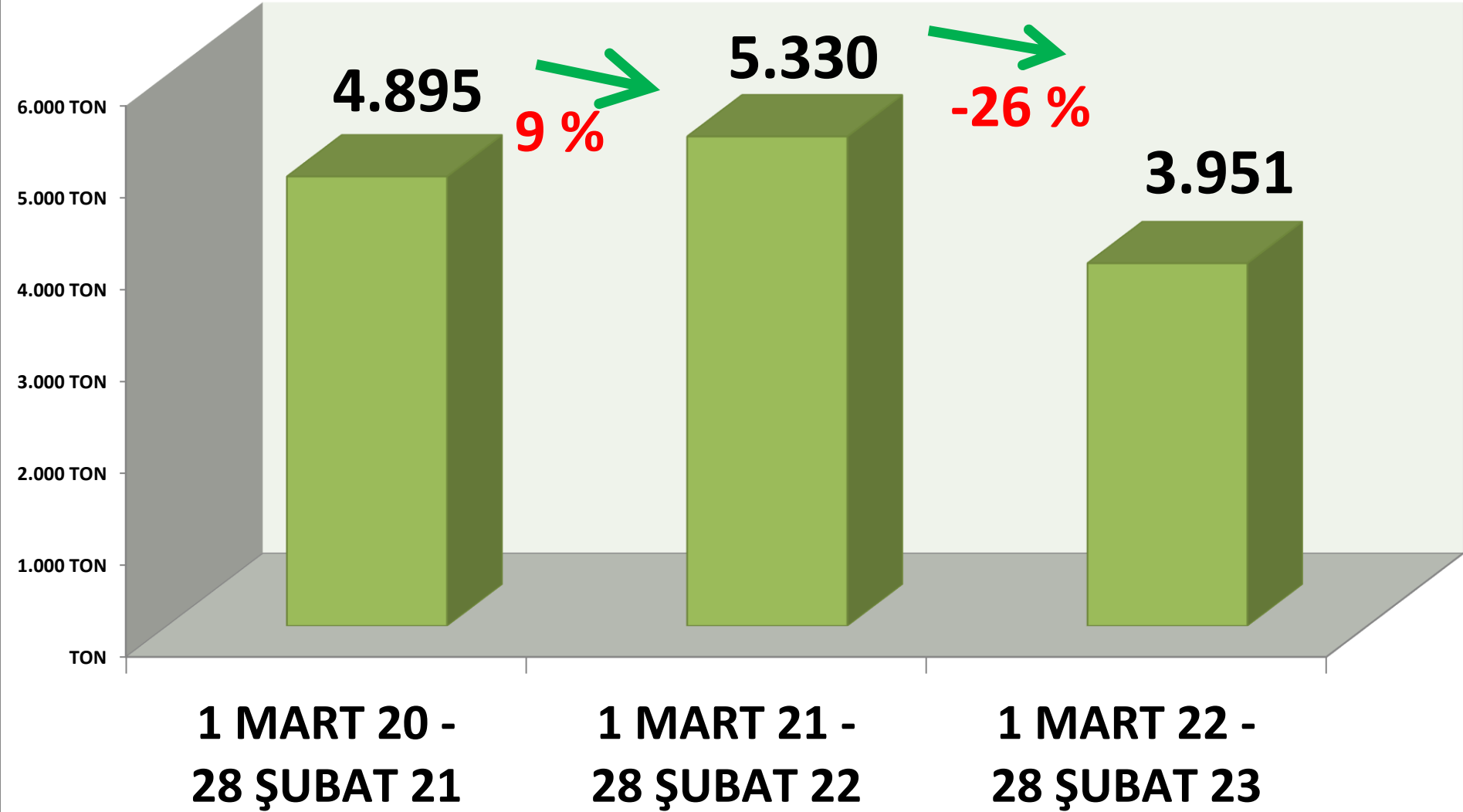
Ayçiçeği İhracat (Ton)





Aylık Ayçiçeği İhracat Miktarı Oranları

YILLIK TOPLAM AYÇIĞEĞİ İHRACAT MİKTARI (TON)



SÜT

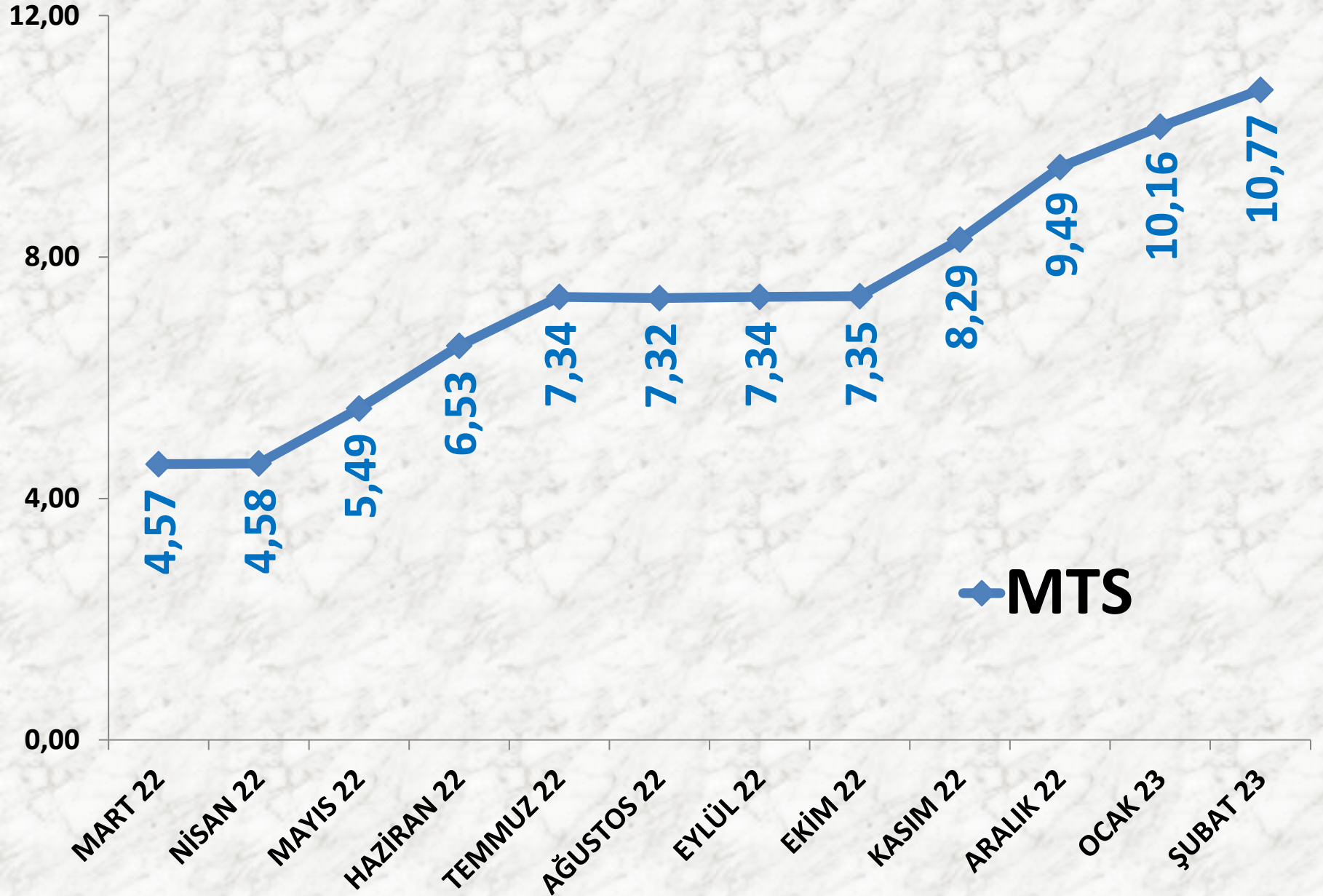
İŞLEM MİKTARI (M ³)	2021 ŞUBAT		2022 ŞUBAT		2023 ŞUBAT	
	MTS	31.040 M ³	1%	31.263 M ³	-8%	28.856 M ³

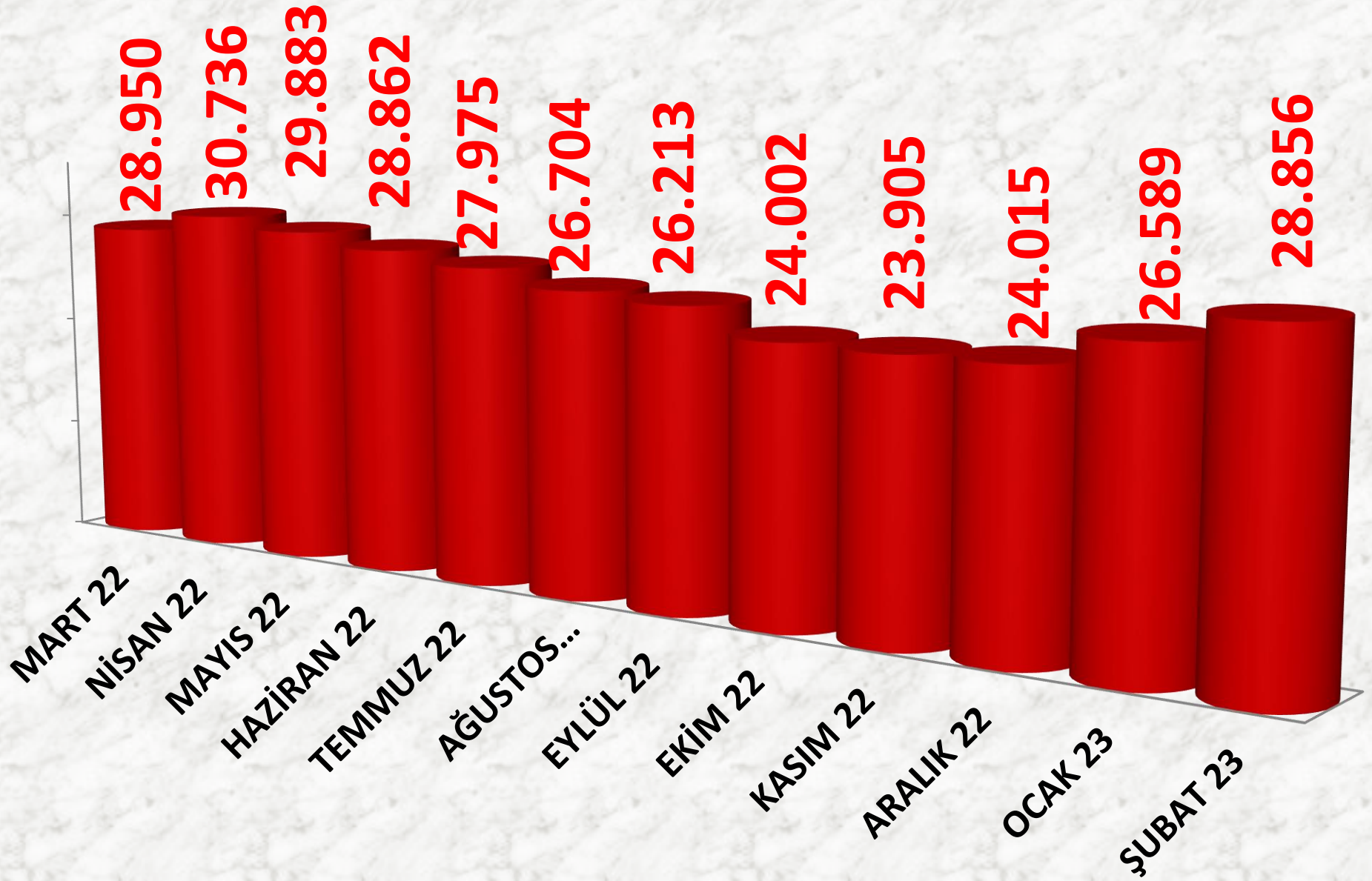
EN AZ FİYAT	2021 ŞUBAT		2022 ŞUBAT		2023 ŞUBAT	
	MTS	2,14 TL	55%	3,32 TL	171%	9,00 TL

EN ÇOK FİYAT	2021 ŞUBAT		2022 ŞUBAT		2023 ŞUBAT	
	MTS	3,31 TL	102%	6,69 TL	78%	11,93 TL


ORTALAMA FİYAT	2021 ŞUBAT		2022 ŞUBAT		2023 ŞUBAT	
	MTS	2,72 TL	68%	4,57 TL	135%	10,77 TL

AYLIK İNEK SÜTÜ FİYAT TRENDİ (TL)





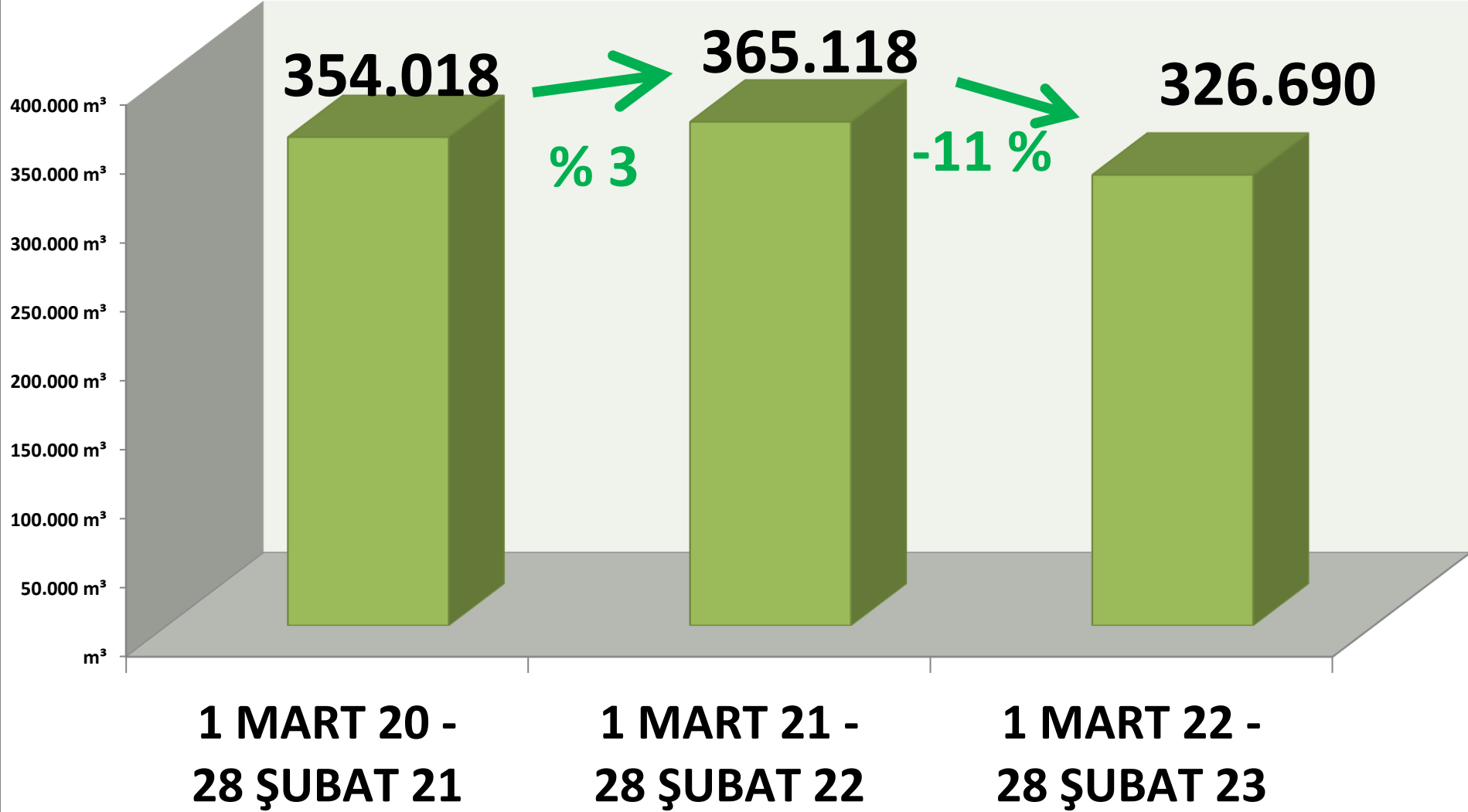
AYLIK SÜT İŞLEM MİKTARI (M³)



AYLIK MTS İNEK SÜTÜ İŞLEM MİKTARI ORANLARI

YILLIK TOPLAM İNEK SÜTÜ İŞLEM MİKTARI (M³)

■ MTS



BEYAZ HAŞHAŞ

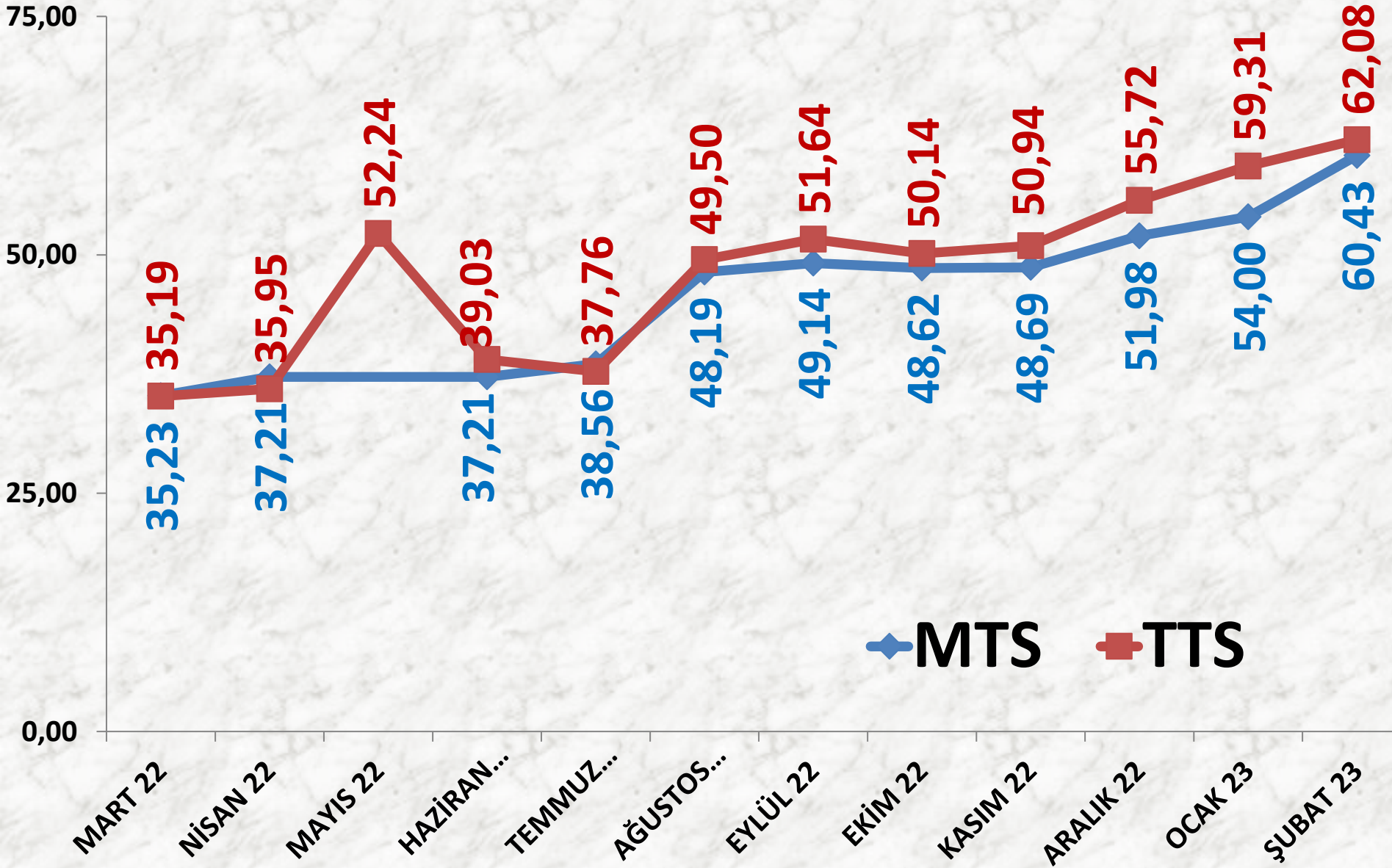
İŞLEM MİKTARI (TON)	2021 ŞUBAT	2022 ŞUBAT		2023 ŞUBAT	
MTS	33 TON	1466%	511 TON	-65%	178 TON
TTS	76 TON	476%	437 TON	-44%	245 TON

EN AZ FİYAT	2021 ŞUBAT	2022 ŞUBAT		2023 ŞUBAT	
MTS	24,70 TL	21%	30,00 TL	67%	49,97 TL
TTS	25,00 TL	40%	35,00 TL	43%	50,00 TL

EN ÇOK FİYAT	2021 ŞUBAT	2022 ŞUBAT		2023 ŞUBAT	
MTS	26,00 TL	60%	41,67 TL	51%	63,00 TL
TTS	32,00 TL	47%	47,16 TL	59%	75,00 TL

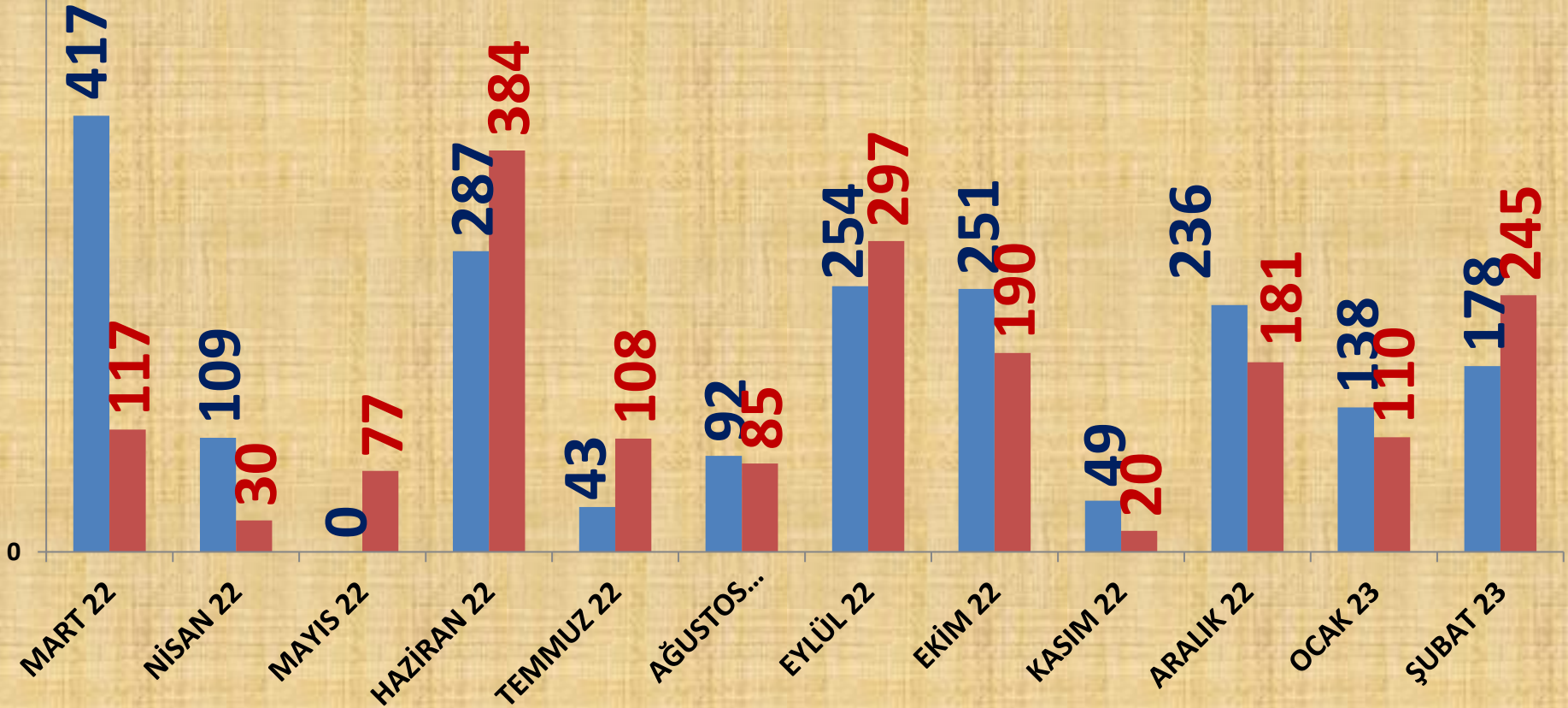
ORT. FİYAT	2021 ŞUBAT	2022 ŞUBAT		2023 ŞUBAT	
MTS	25,70 TL	44%	37,01 TL	63%	60,43 TL
TTS	25,72 TL	47%	37,75 TL	64%	62,08 TL

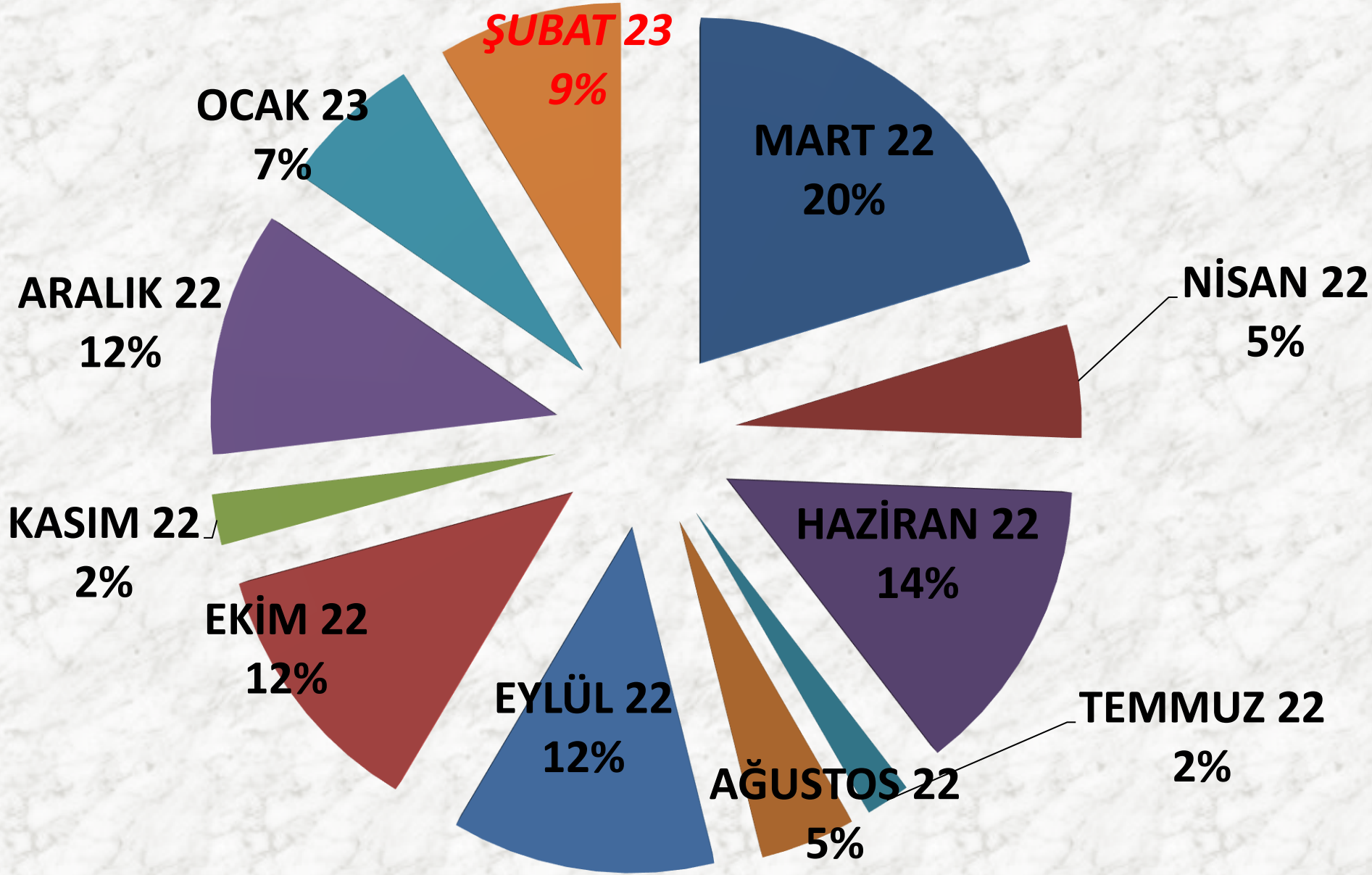
AYLIK B. HAŐHAŐ FİYAT TRENDİ (TL)



AYLIK B. HAŞHAŞ İŞLEM MİKTARI (TON)

■ MTS ■ TTS

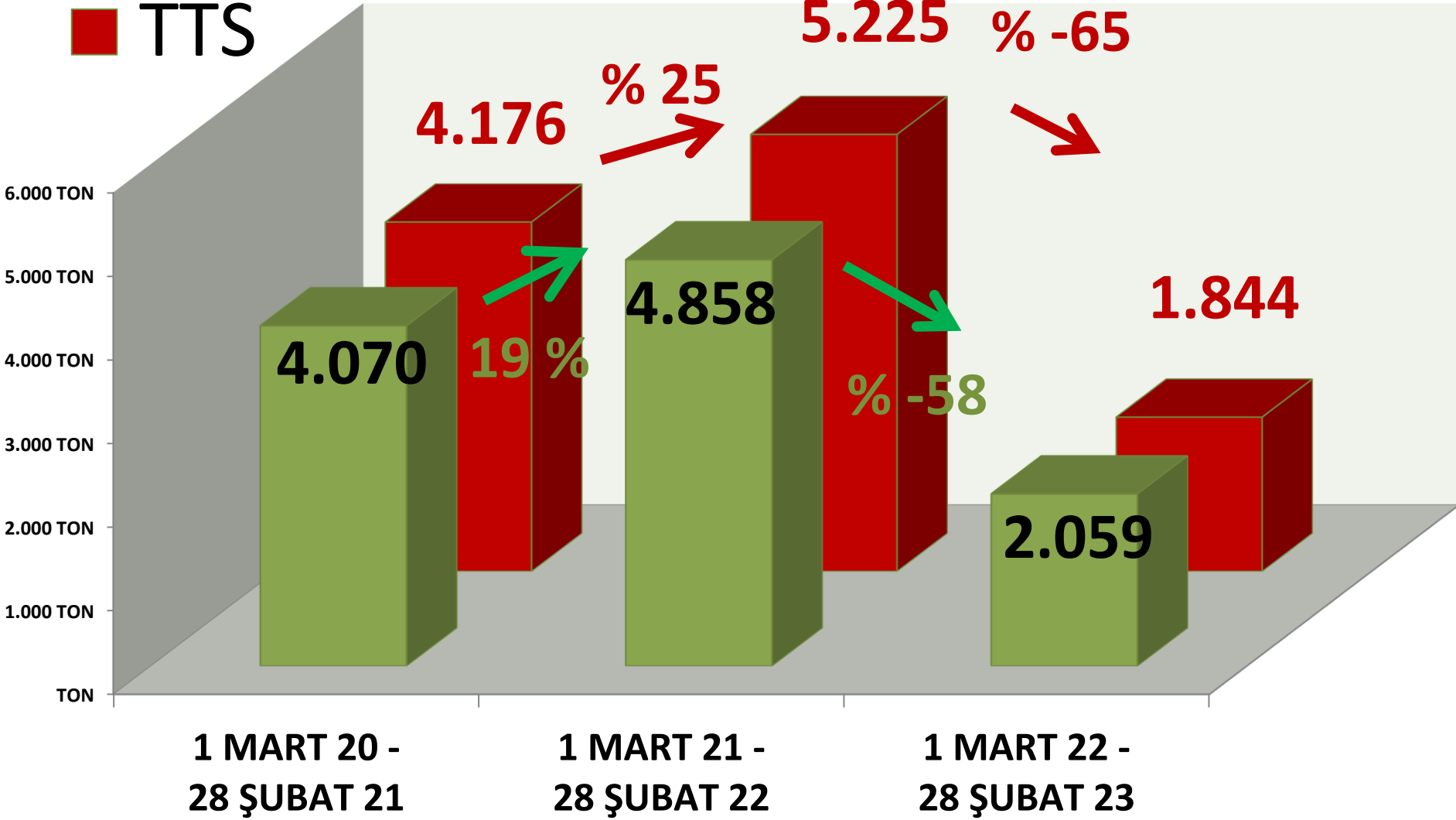




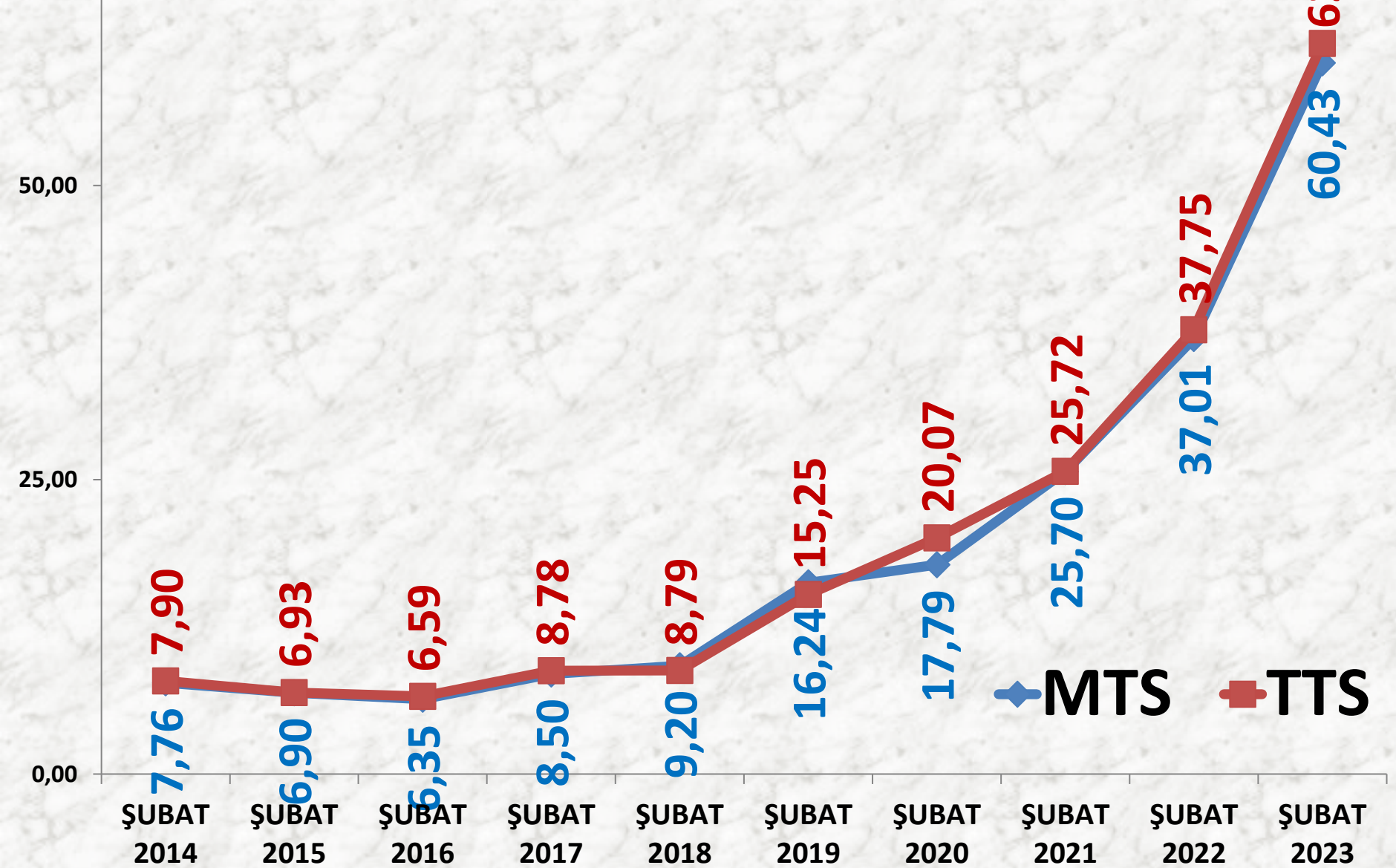
B. HAŞHAŞ MTS İŞLEM MİKTARI ORANLARI

MTS YILLIK TOPLAM B. HAŞHAŞ İŞLEM MİKTARI (TON)

■ MTS
■ TTS



ŞUBAT AYLARI B. HAŞHAŞ FİYAT TRENDİ (TL)



MAVİ HAŞHAŞ

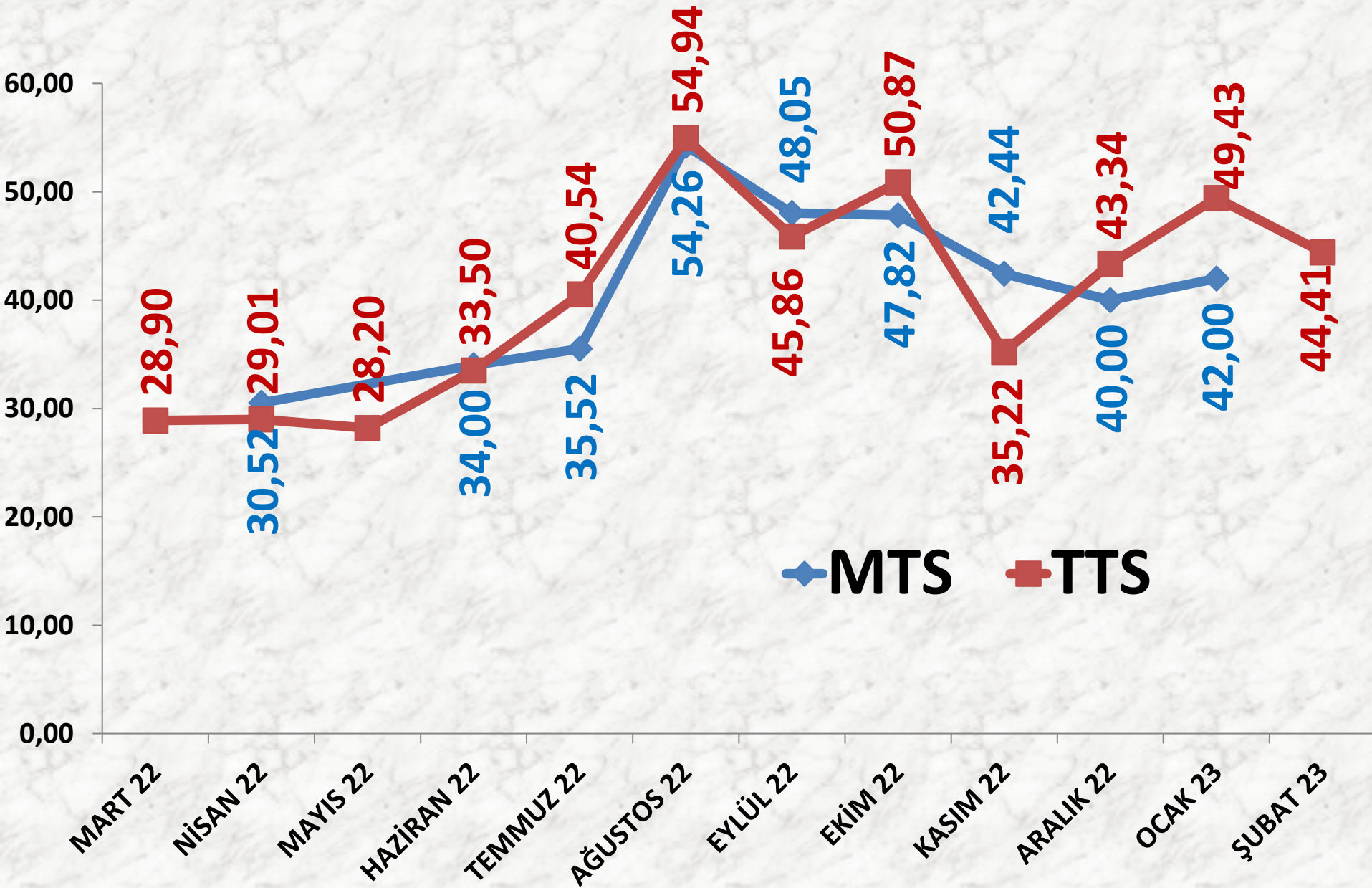
İŞLEM MİKTARI (TON)	2021 ŞUBAT	2022 ŞUBAT		2023 ŞUBAT	
MTS	73 TON	-72%	20 TON	-100%	-
TTS	221 TON	-84%	35 TON	25%	44 TON

EN AZ FİYAT	2021 ŞUBAT	2022 ŞUBAT		2023 ŞUBAT	
MTS	17,50 TL	57%	27,50 TL	-	-
TTS	18,30 TL	42%	26,02 TL	70%	44,25 TL

EN ÇOK FİYAT	2021 ŞUBAT	2022 ŞUBAT		2023 ŞUBAT	
MTS	18,52 TL	48%	27,50 TL	-	-
TTS	28,00 TL	25%	35,00 TL	57%	55,00 TL

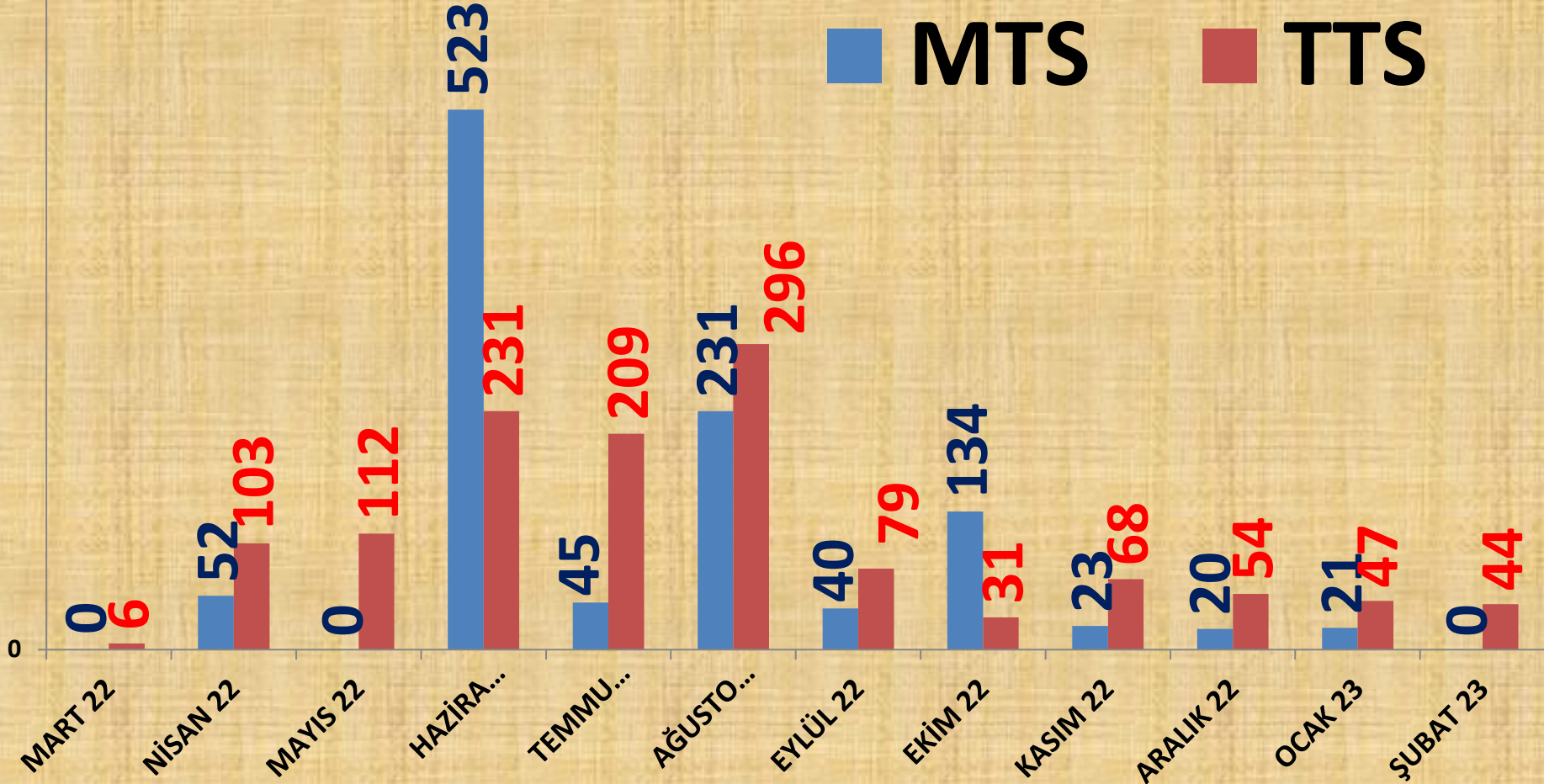
ORT. FİYAT	2021 ŞUBAT	2022 ŞUBAT		2023 ŞUBAT	
MTS	18,11 TL	52%	27,50 TL	-	-
TTS	19,06 TL	40%	26,61 TL	67%	44,41 TL

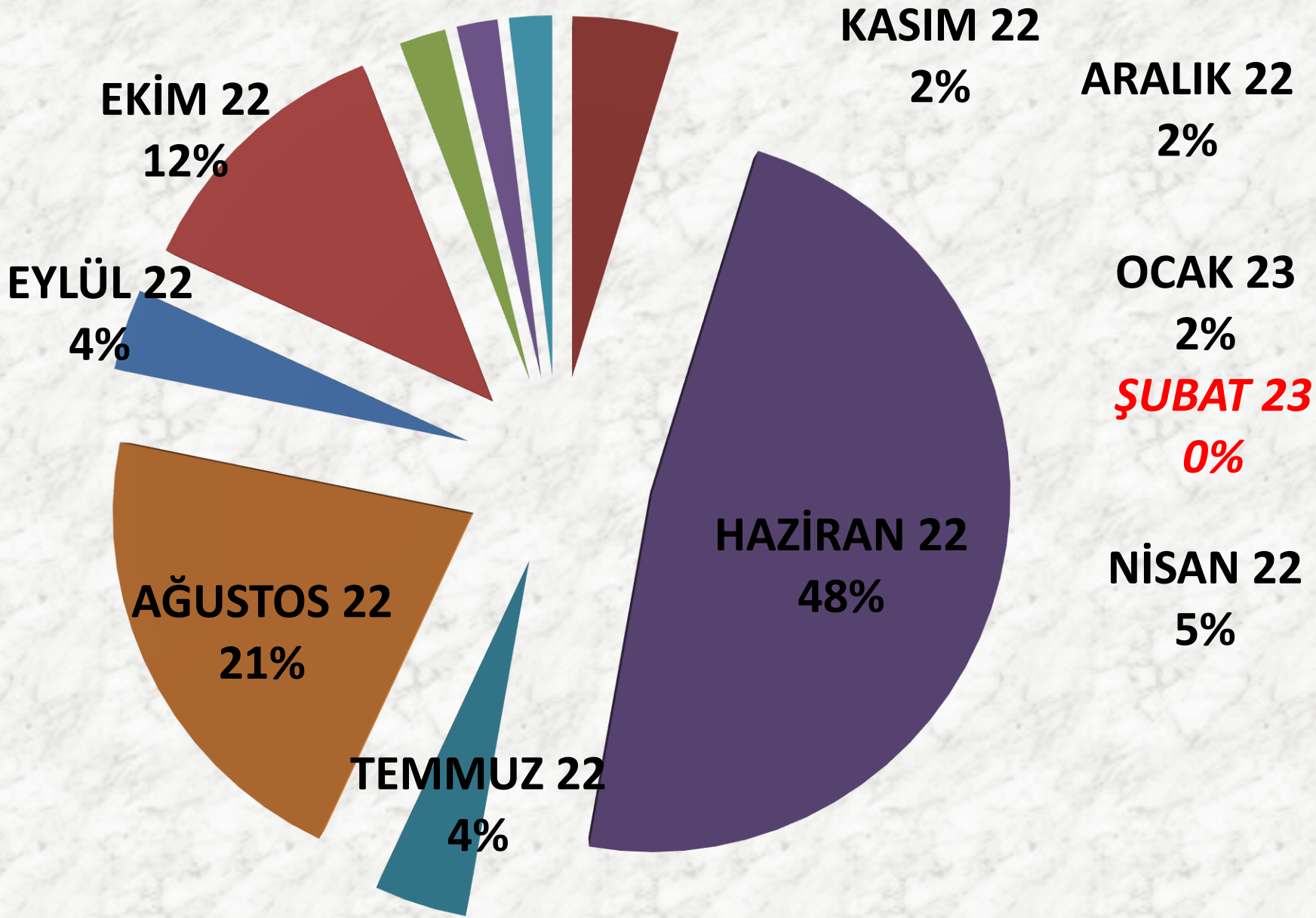
AYLIK M. HAŞHAŞ FİYAT TRENDİ (TL)



1000

AYLIK M. HAŞHAŞ İŞLEM MİKTARI (TON)



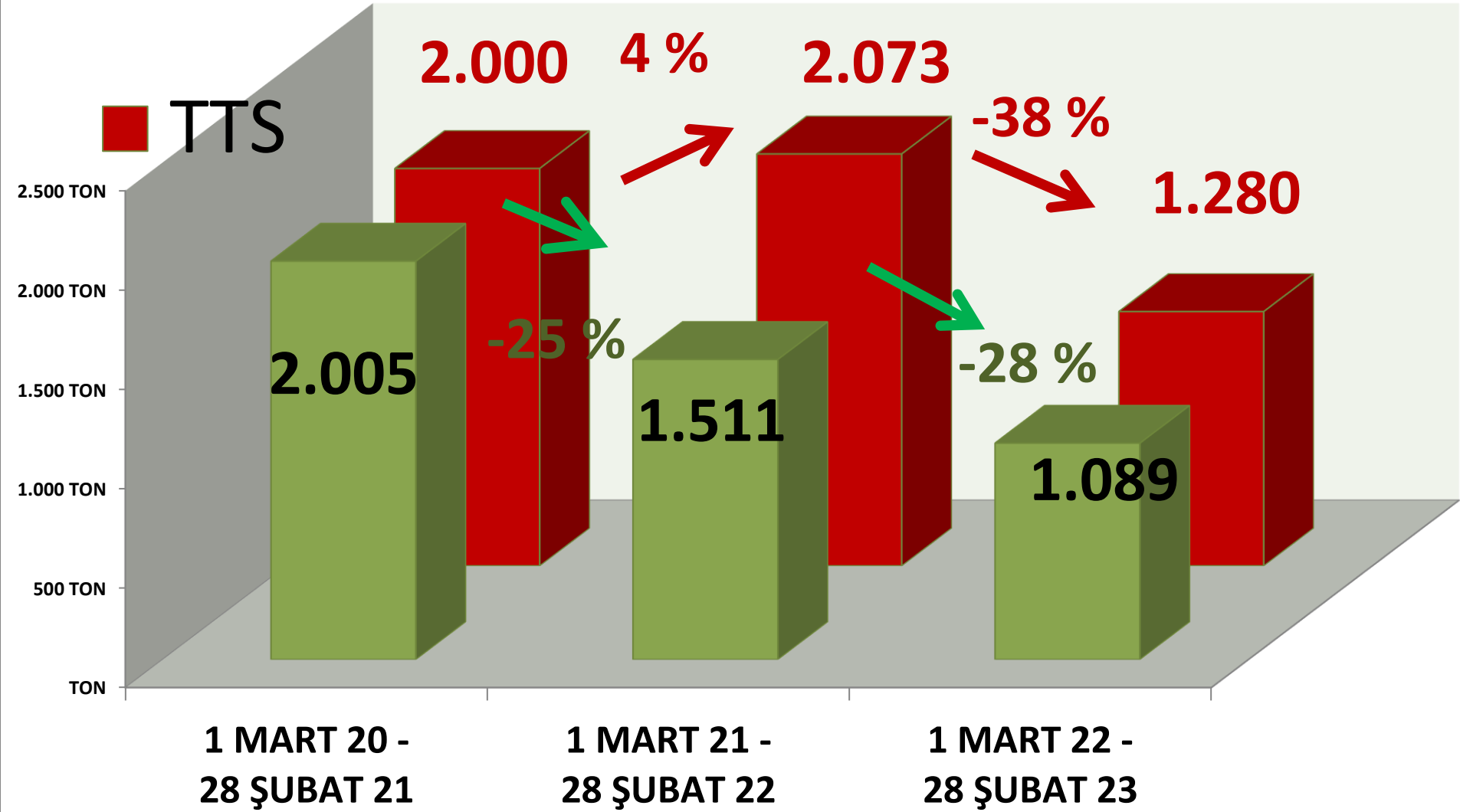


M. HAŞHAŞ MTS İŞLEM MİKTARI ORANLARI

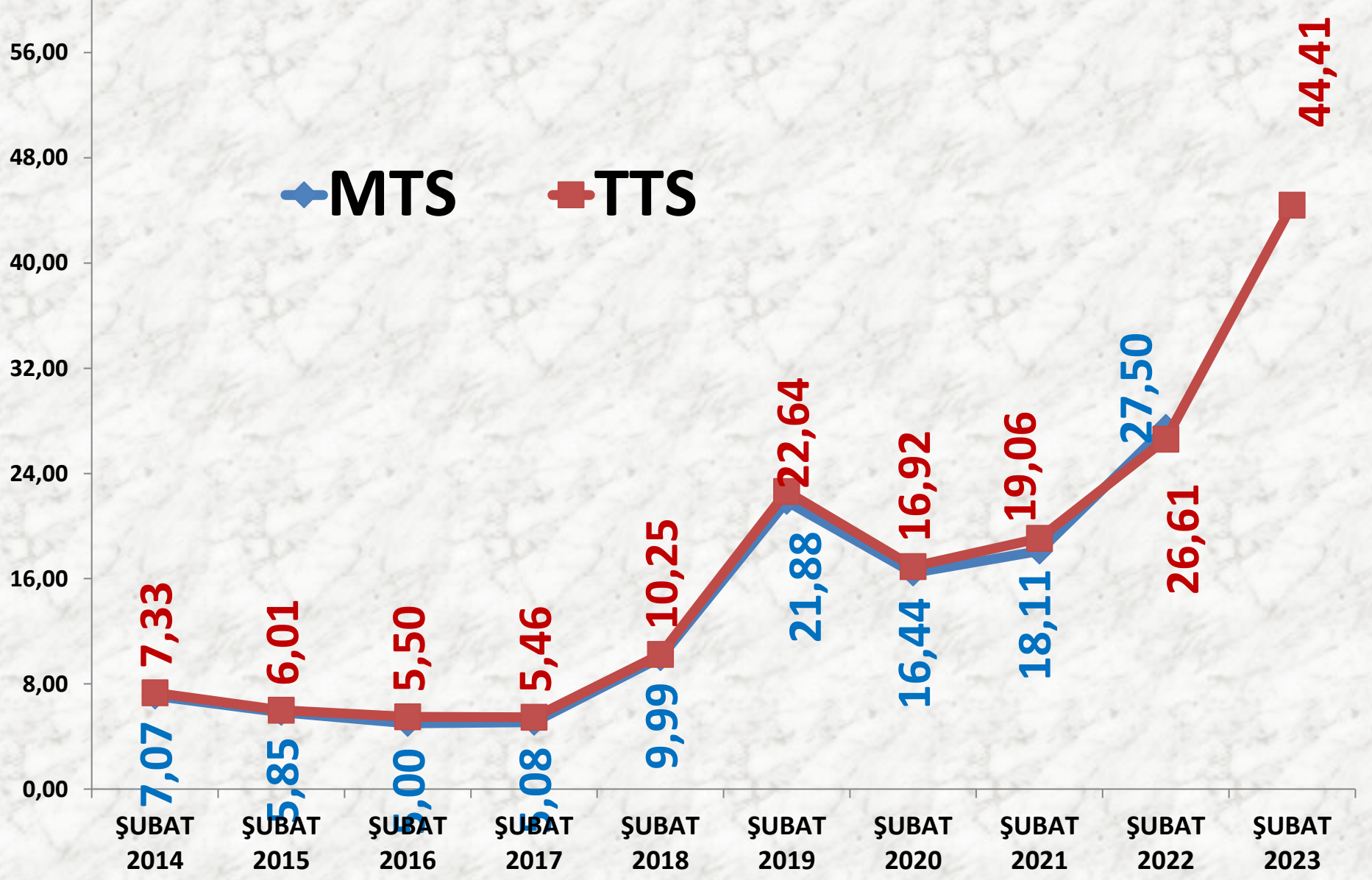
YILLIK TOPLAM M. HAŞHAŞ İŞLEM MİKTARI (TON)

■ MTS

■ TTS



ŞUBAT AYLARI M. HAŞHAŞ FİYAT TRENDİ (TL)



KÜTLÜ PAMUK

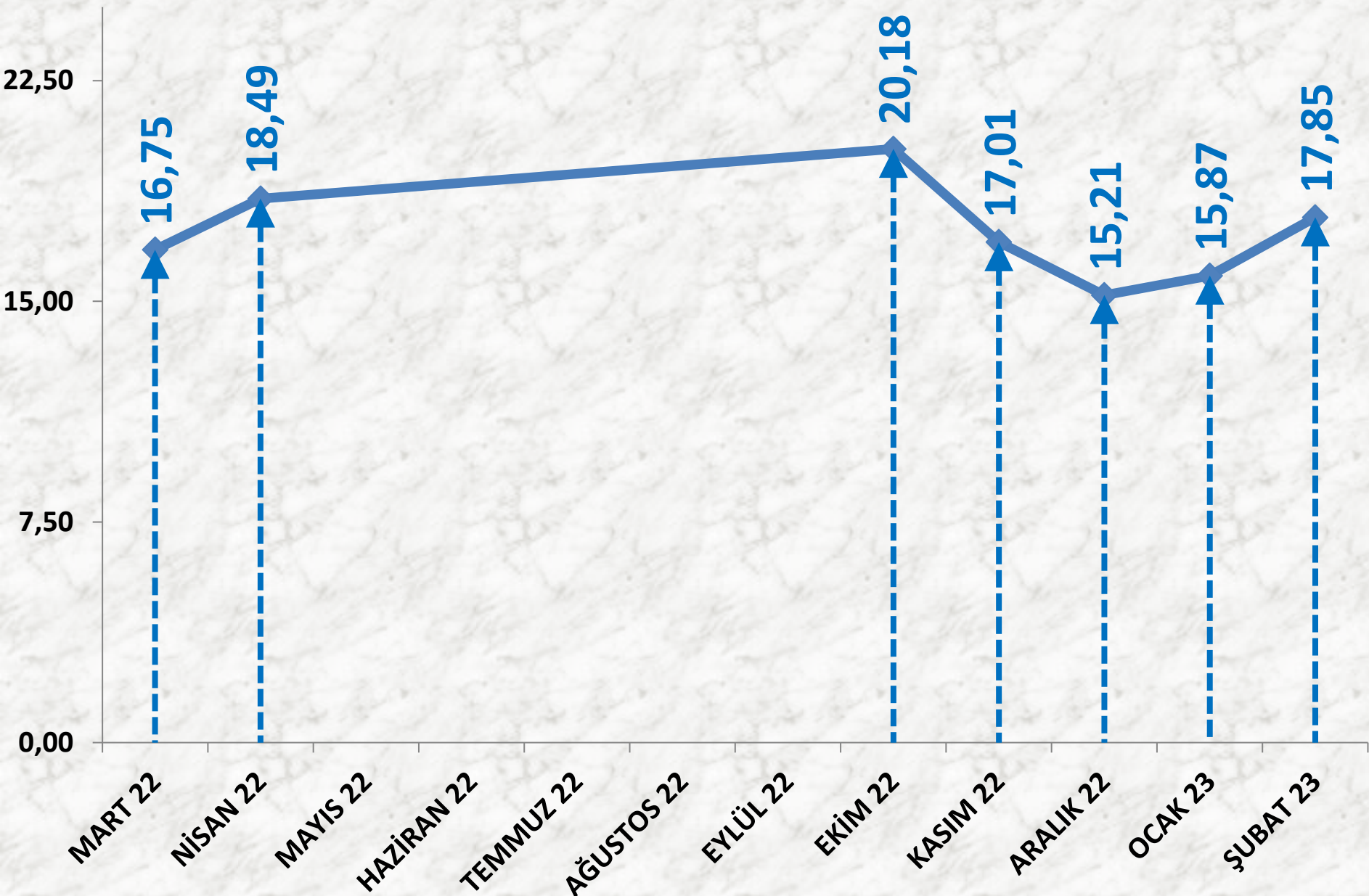
İŞLEM MİKTARI (TON)	2021 ŞUBAT	2022 ŞUBAT		2023 ŞUBAT	
MTS	2459 TON	-14%	2109 TON	-70%	640 TON

EN AZ FİYAT	2021 ŞUBAT	2022 ŞUBAT		2023 ŞUBAT	
MTS	5,00 TL	100%	10,00 TL	74%	17,43 TL

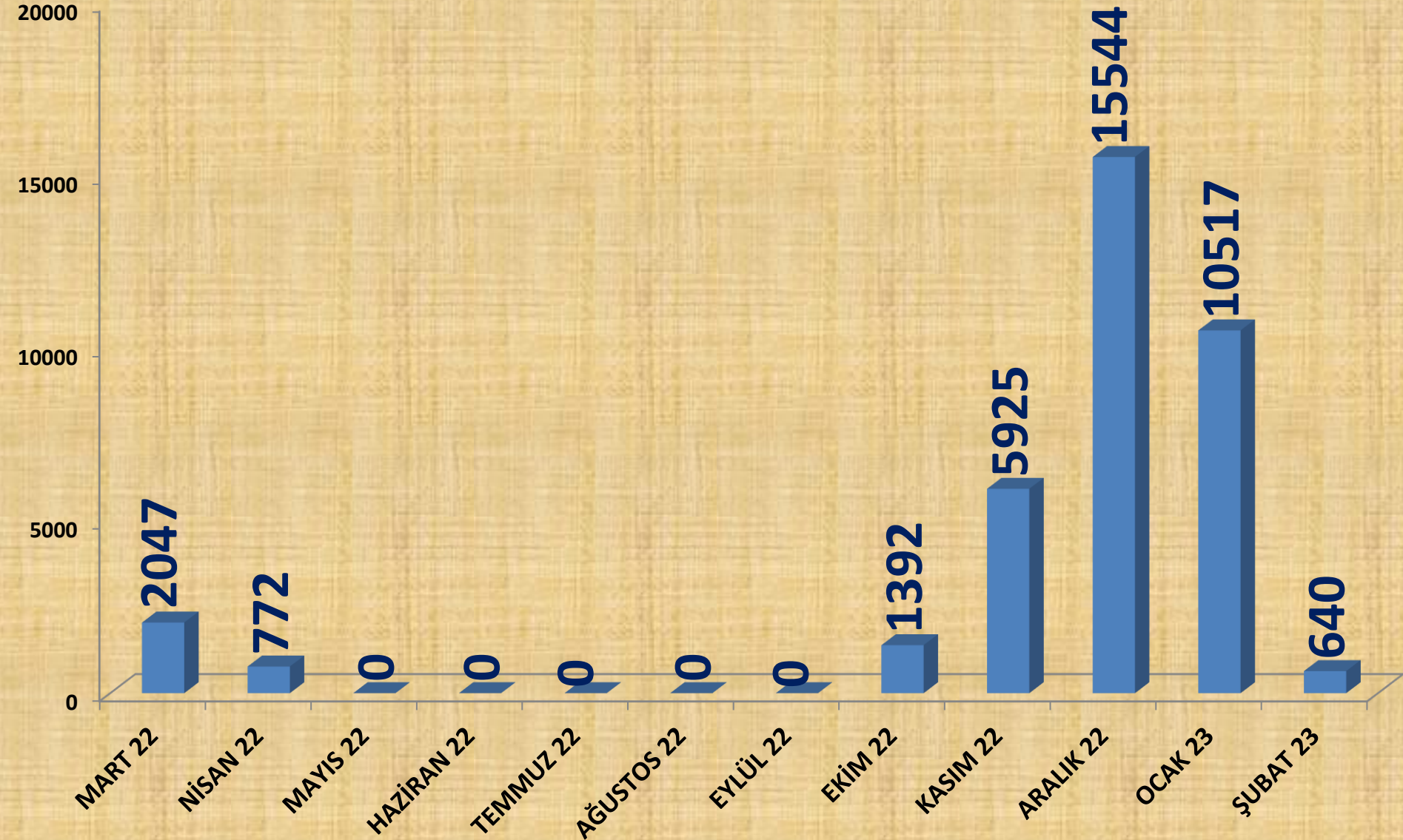
EN ÇOK FİYAT	2021 ŞUBAT	2022 ŞUBAT		2023 ŞUBAT	
MTS	6,00 TL	231%	19,86 TL	1%	20,00 TL

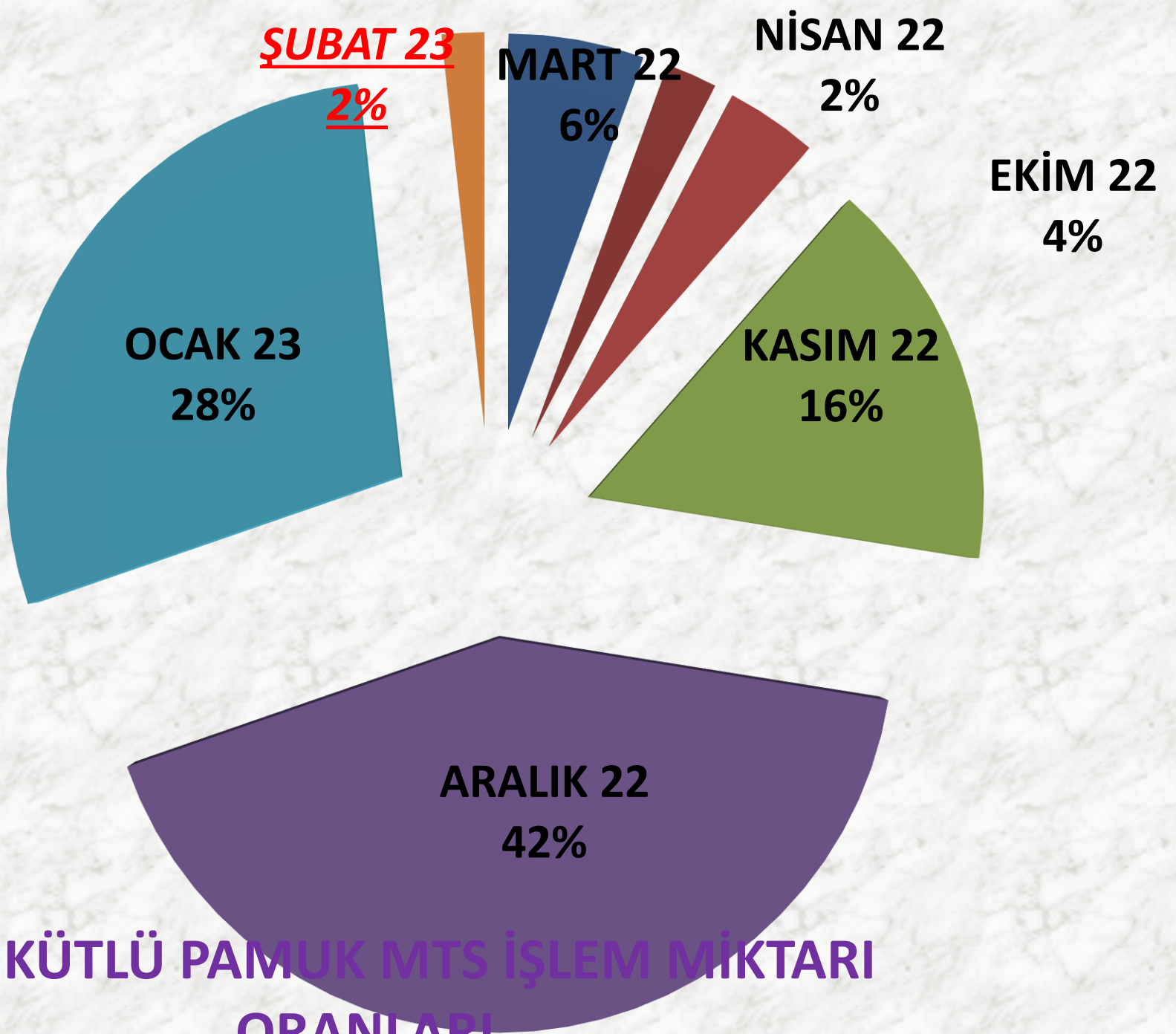
ORTALAMA FİYAT	2021 ŞUBAT	2022 ŞUBAT		2023 ŞUBAT	
MTS	5,56 TL	182%	15,67 TL	14%	17,85 TL

AYLIK KÜTLÜ PAMUK FİYAT TRENDİ (TL)



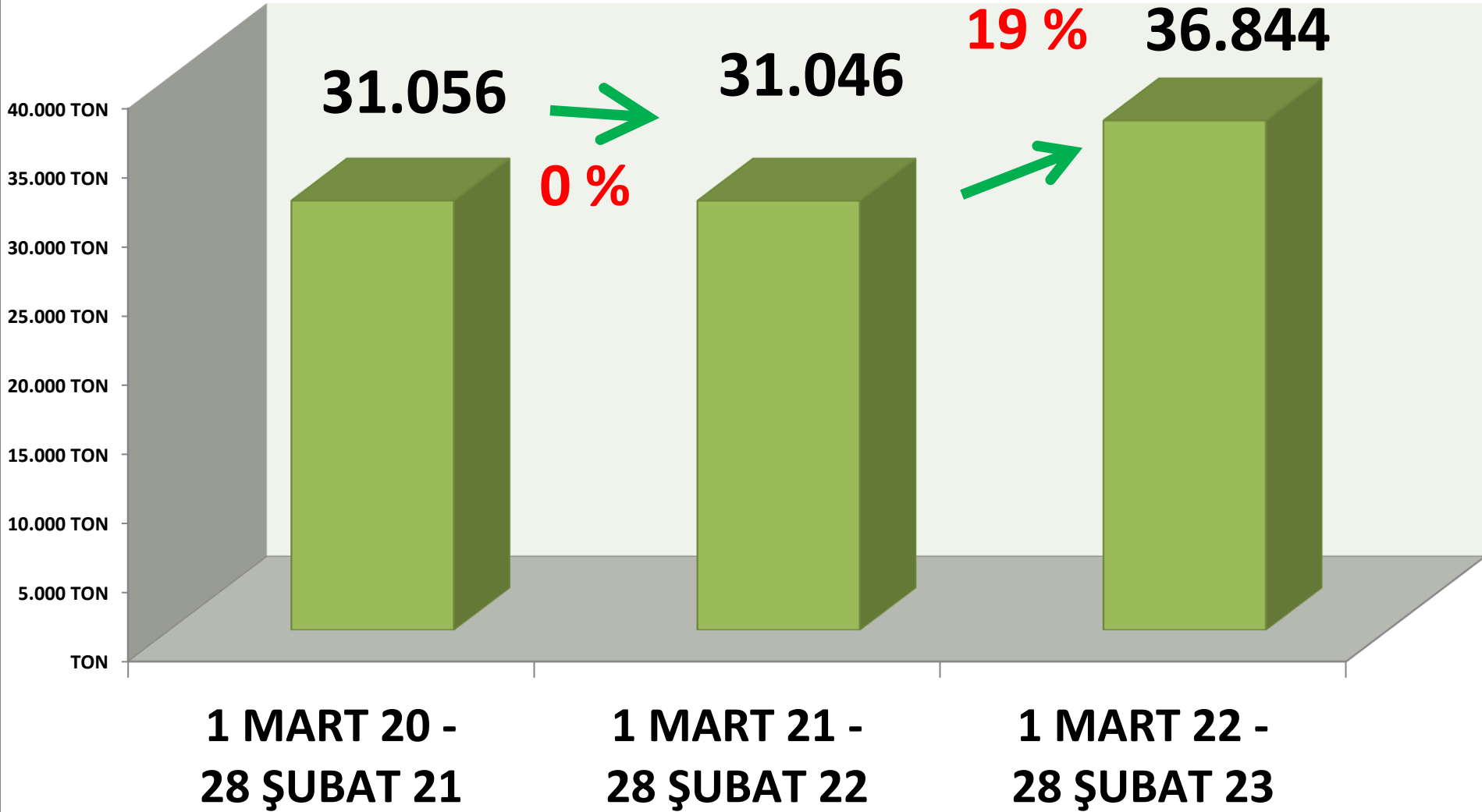
AYLIK KÜTLÜ PAMUK İŞLEM MİKTARI (TON)



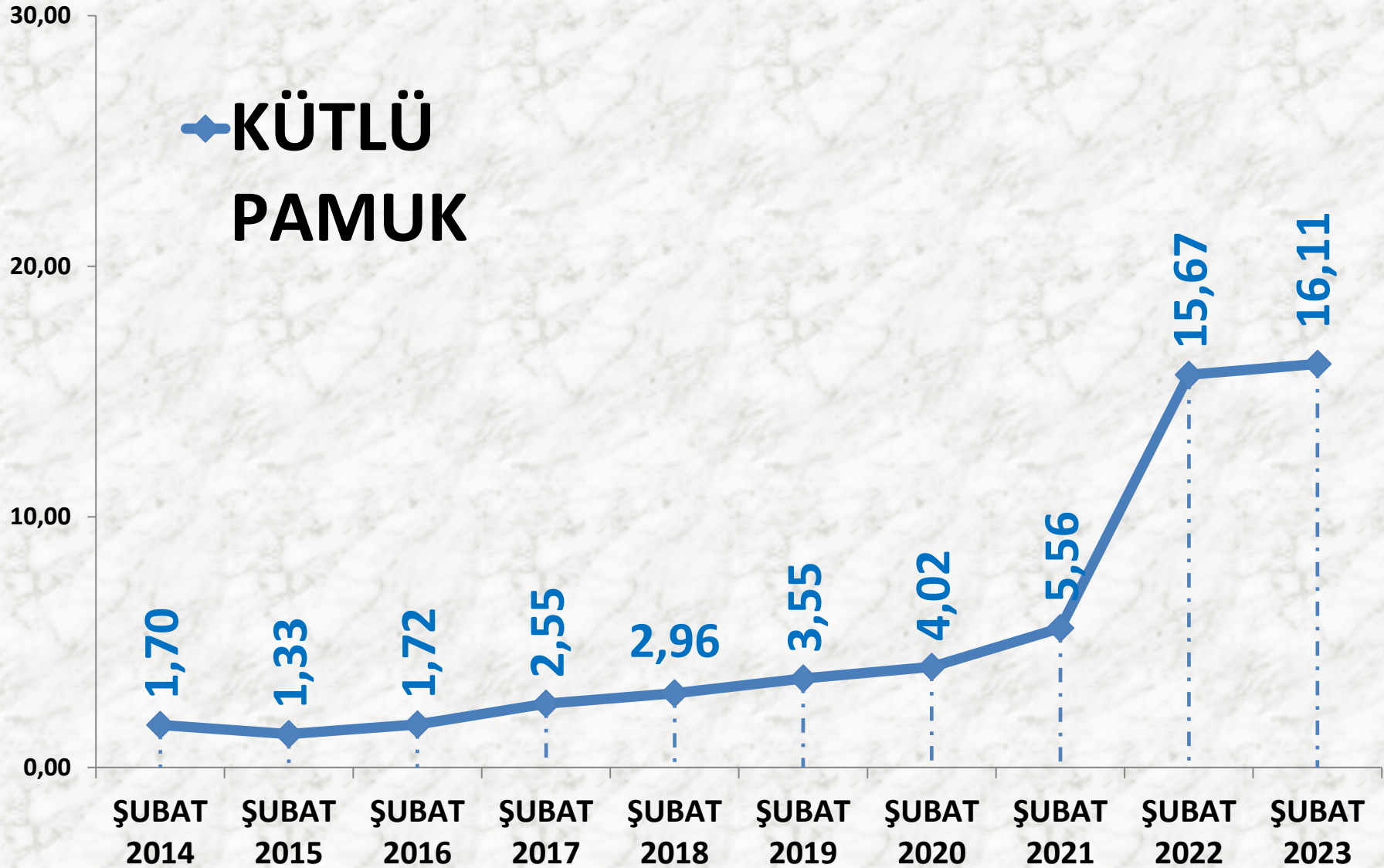


**AYLIK KÜTLÜ PAMUK MTS İŞLEM MİKTARI
ORANLARI**

YILLIK TOPLAM KÜTLÜ PAMUK İŞLEM MİKTARI (TON)



ŞUBAT AYLARI K.PAMUK FİYAT TRENDİ (TL)



MAHLIÇ PAMUK

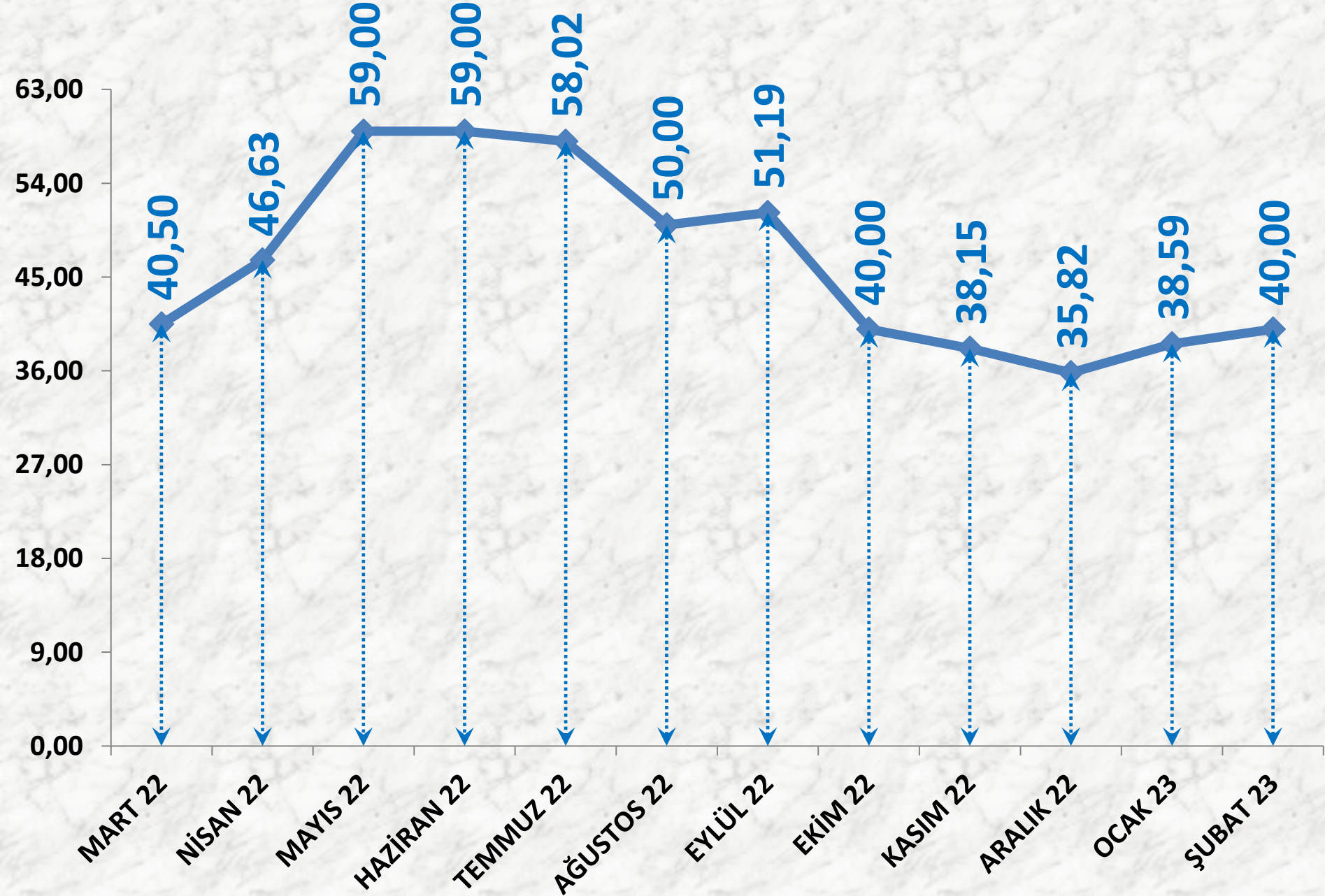
İŞLEM MİKTARI (TON)	2021 ŞUBAT	2022 ŞUBAT		2023 ŞUBAT	
TTS	1.497 TON	-33%	997 TON	-89%	106 TON

EN AZ FİYAT	2021 ŞUBAT	2022 ŞUBAT		2023 ŞUBAT	
TTS	13,00 TL	196%	38,50 TL	4%	40,00 TL

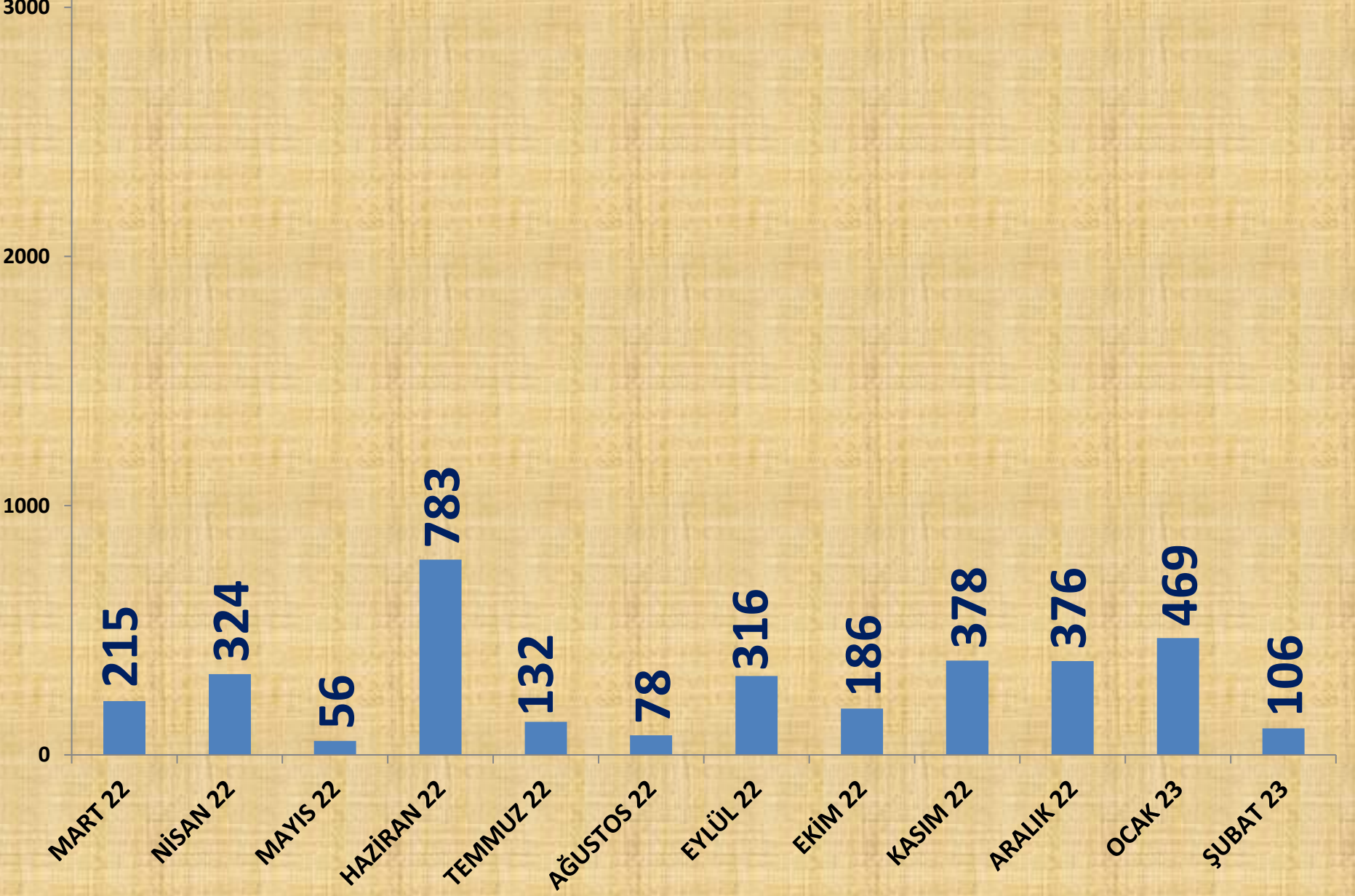
EN ÇOK FİYAT	2021 ŞUBAT	2022 ŞUBAT		2023 ŞUBAT	
TTS	15,00 TL	167%	40,00 TL	0%	40,00 TL

ORTALAMA FİYAT	2021 ŞUBAT	2022 ŞUBAT		2023 ŞUBAT	
TTS	14,09 TL	179%	39,27 TL	2%	40,00 TL

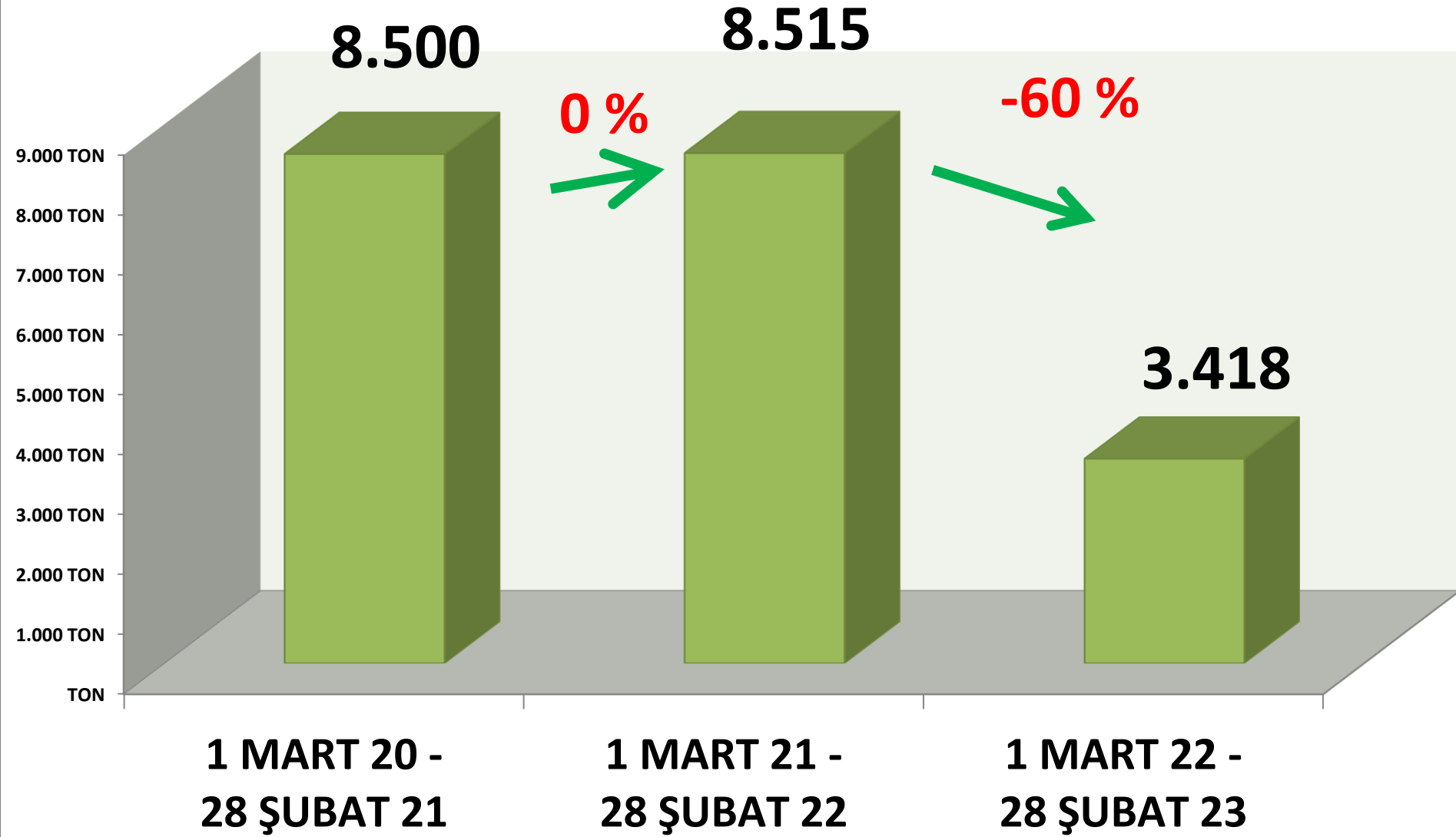
AYLIK MAHLIÇ PAMUK FİYAT TRENDİ (TL)



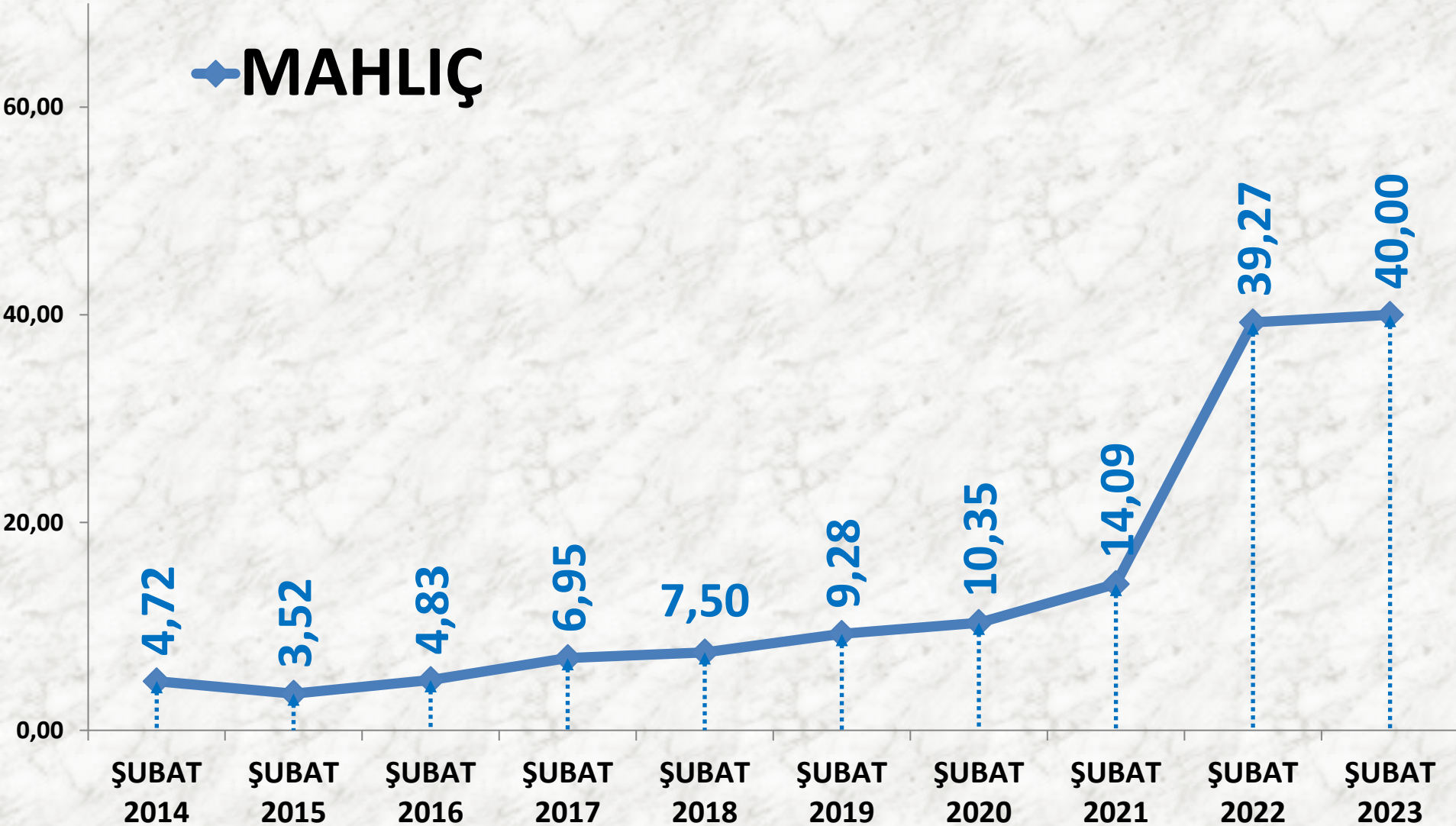
AYLIK MAHLIÇ PAMUK İŞLEM MİKTARI (TON)



YILLIK TOPLAM MAHLIÇ PAMUK İŞLEM MİKTARI (TON)



ŞUBAT AYLARI MAHLIÇ PAMUK FİYAT ORT. (TL)



KEKİK

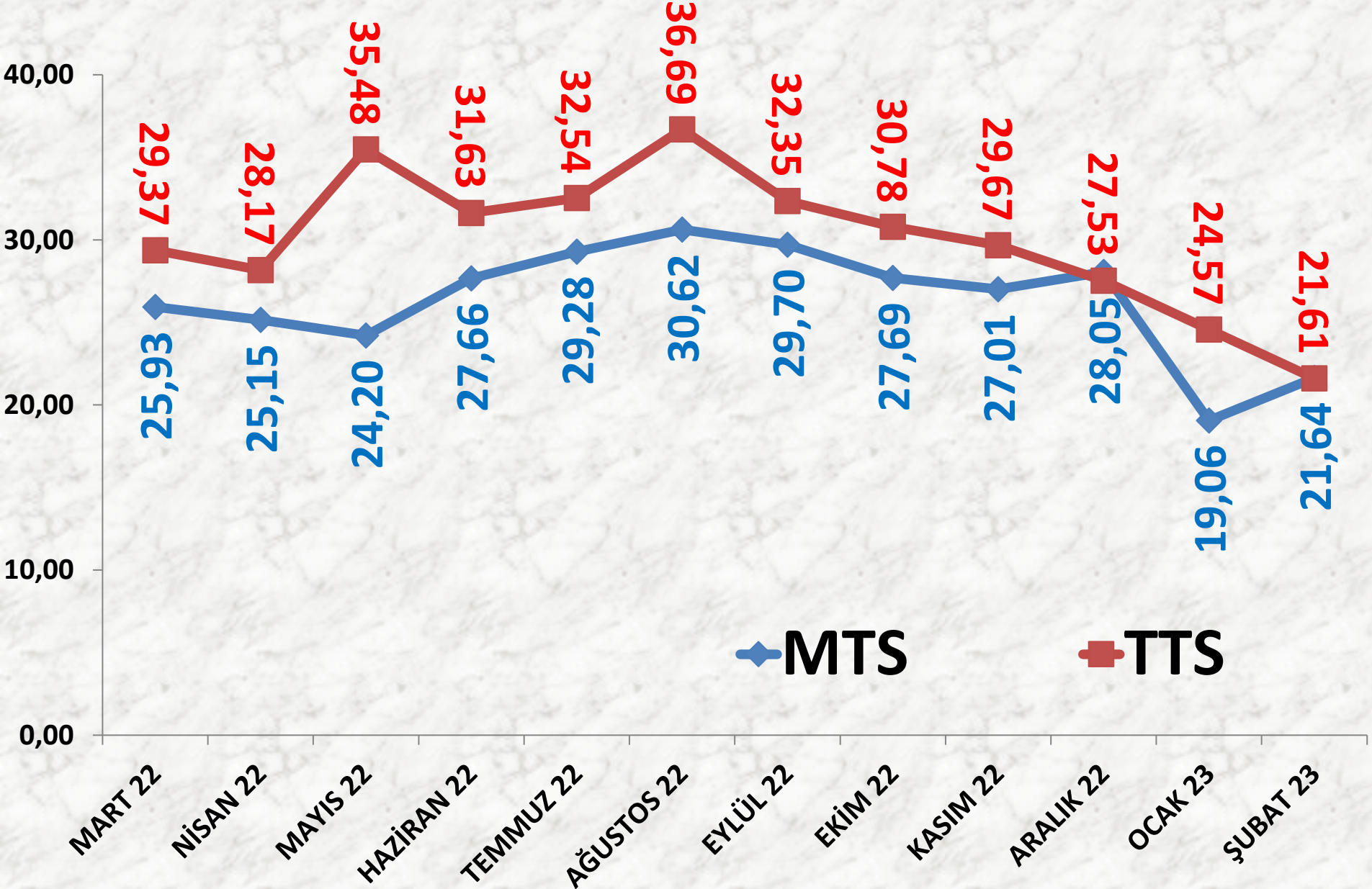
İŞLEM HACMI (TON)	2021 ŞUBAT	2022 ŞUBAT		2023 ŞUBAT	
MTS	225 TON	92%	430 TON	75%	752 TON
TTS	167 TON	147%	414 TON	24%	514 TON

EN AZ FİYAT	2021 ŞUBAT	2022 ŞUBAT		2023 ŞUBAT	
MTS	8,70 TL	36%	11,79 TL	42%	16,70 TL
TTS	9,25 TL	93%	17,88 TL	-16%	15,00 TL

EN ÇOK FİYAT	2021 ŞUBAT	2022 ŞUBAT		2023 ŞUBAT	
MTS	15,70 TL	117%	34,00 TL	-3%	32,84 TL
TTS	24,75 TL	111%	52,14 TL	-17%	43,50 TL

ORT. FİYAT	2021 ŞUBAT	2022 ŞUBAT		2023 ŞUBAT	
MTS	13,54 TL	64%	22,16 TL	-2%	21,64 TL
TTS	14,64 TL	89%	27,70 TL	-22%	21,61 TL

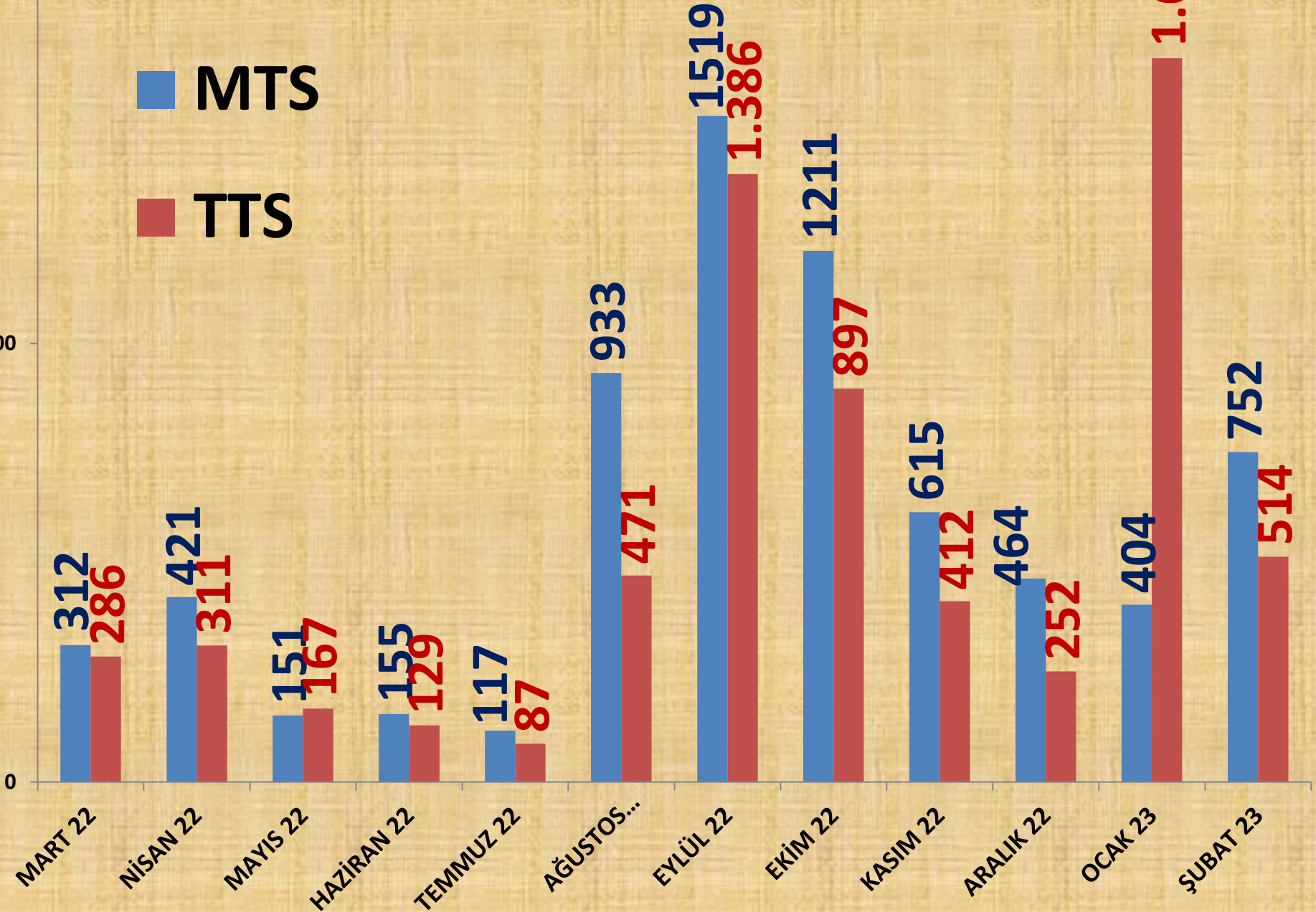
AYLIK KEKİK FİYAT TRENDİ_(TL)

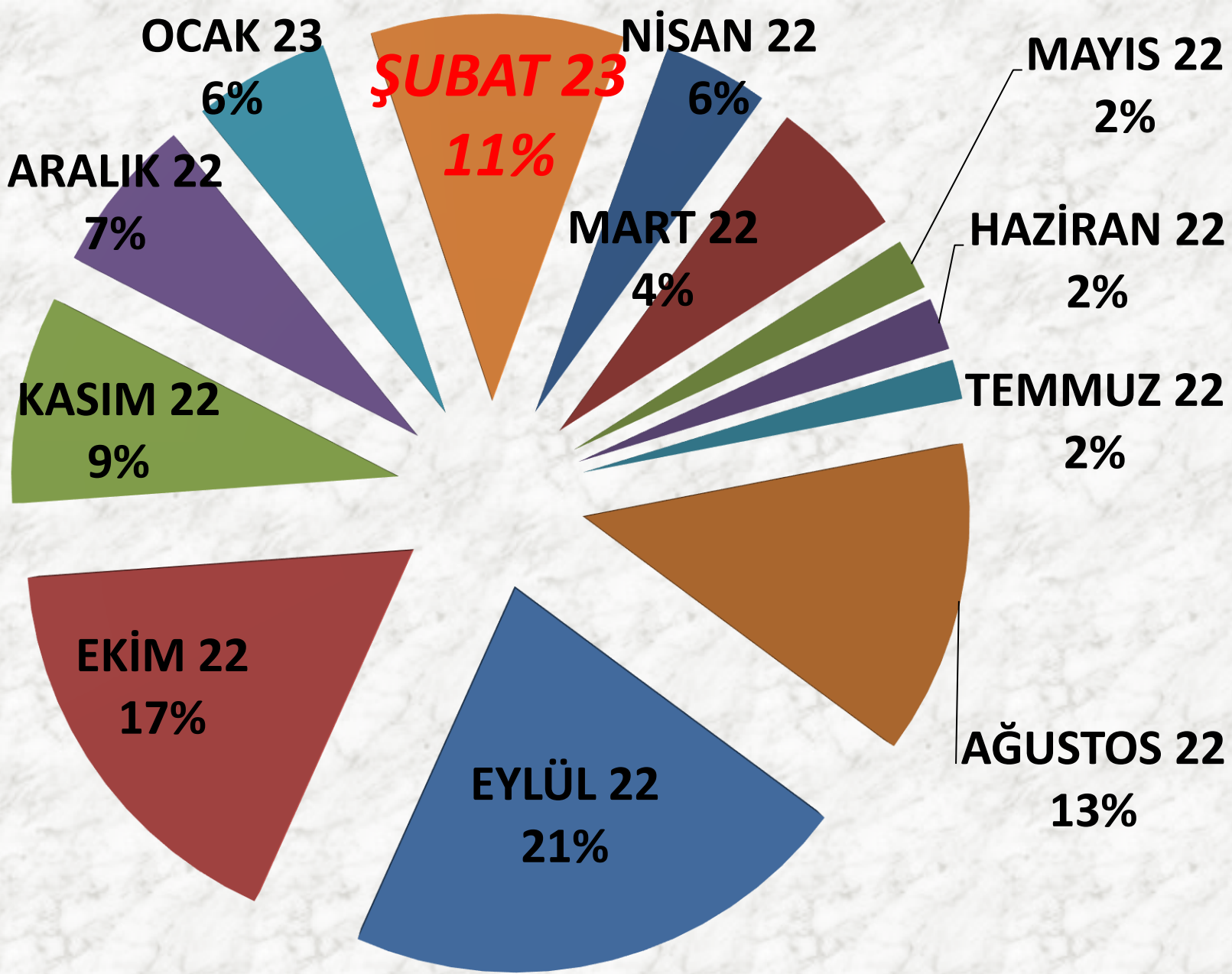


AYLIK KEKİK İŞLEM MİKTARI (TON)

MTS

TTS



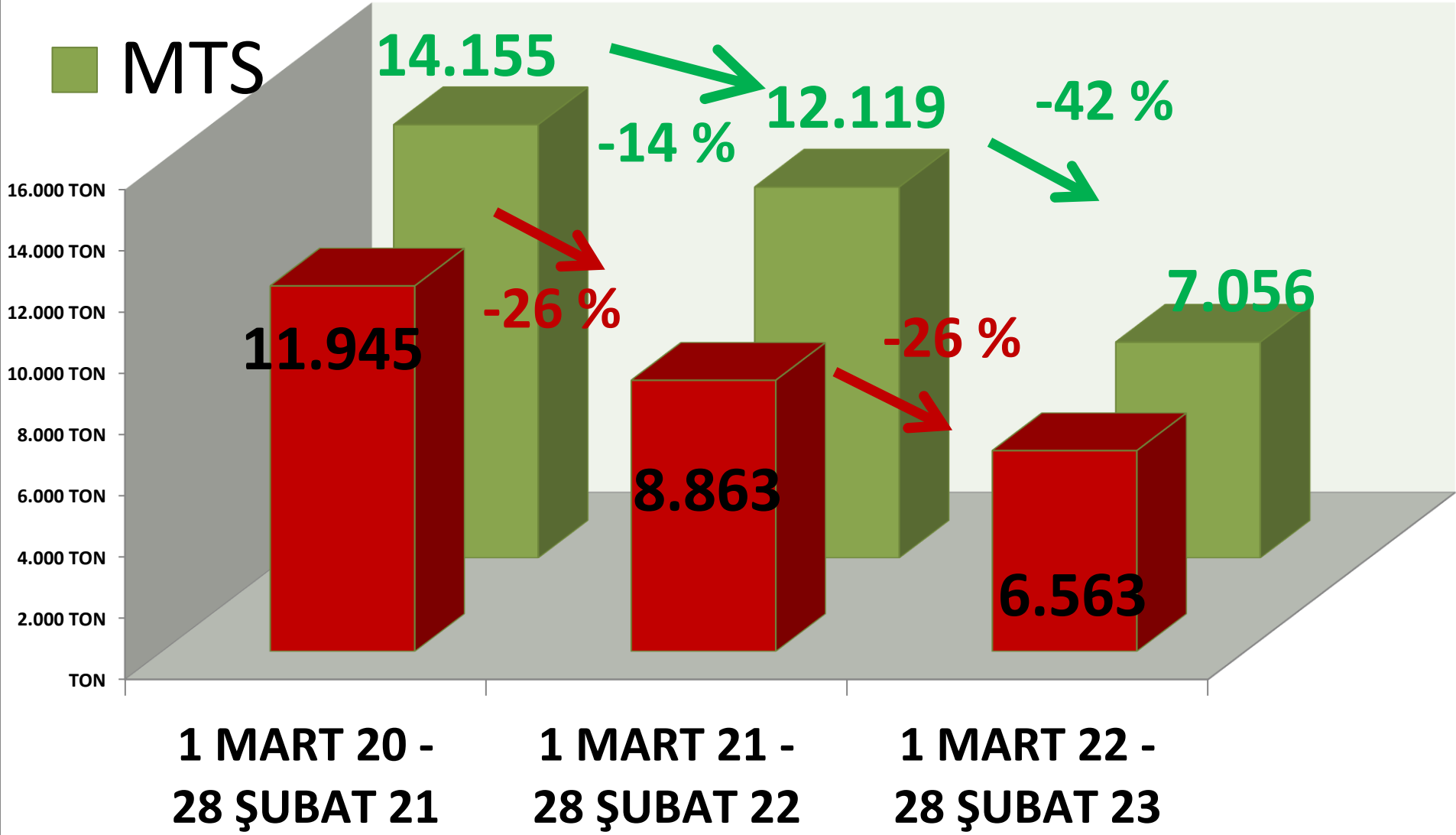


AYLIK KEKİK MTS İŞLEM MİKTARI ORANLARI

TTS

YILLIK TOPLAM KEKİK İŞLEM MİKTARI_(TON)

MTS



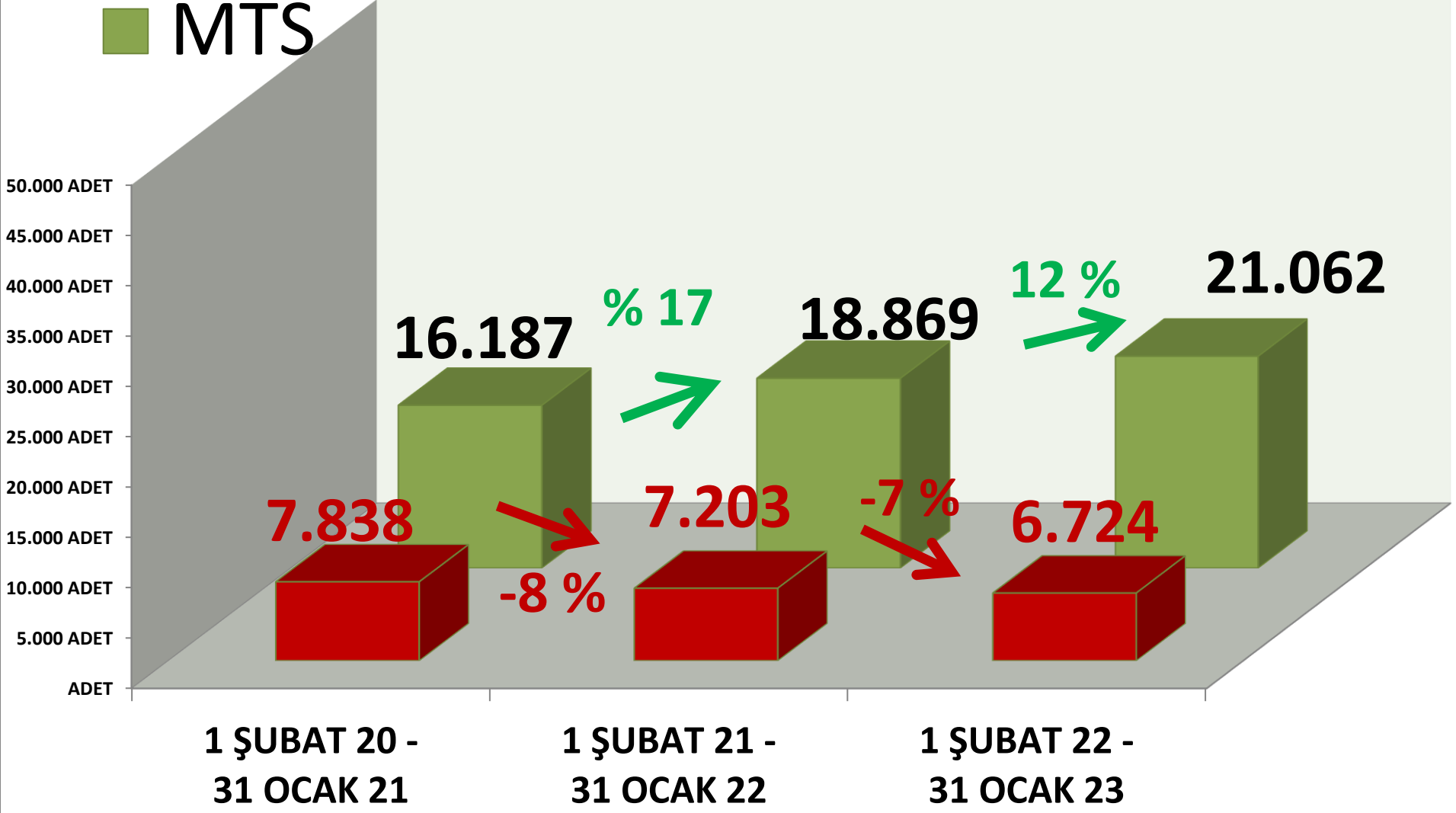
KASAPLIK CANLI HAYVAN

BÜYÜKBAŞ (ADET)	2021 ŞUBAT	2022 ŞUBAT		2023 ŞUBAT	
MTS	1140 ADET	27%	1451 ADET	-2%	1424 ADET
TTS	626 ADET	28%	799 ADET	-44%	444 ADET

KÜÇÜKBAŞ (ADET)	2021 ŞUBAT	2022 ŞUBAT		2023 ŞUBAT	
MTS	2557 ADET	0%	2556 ADET	49%	3812 ADET
TTS	556 ADET	127%	1262 ADET	-100%	-

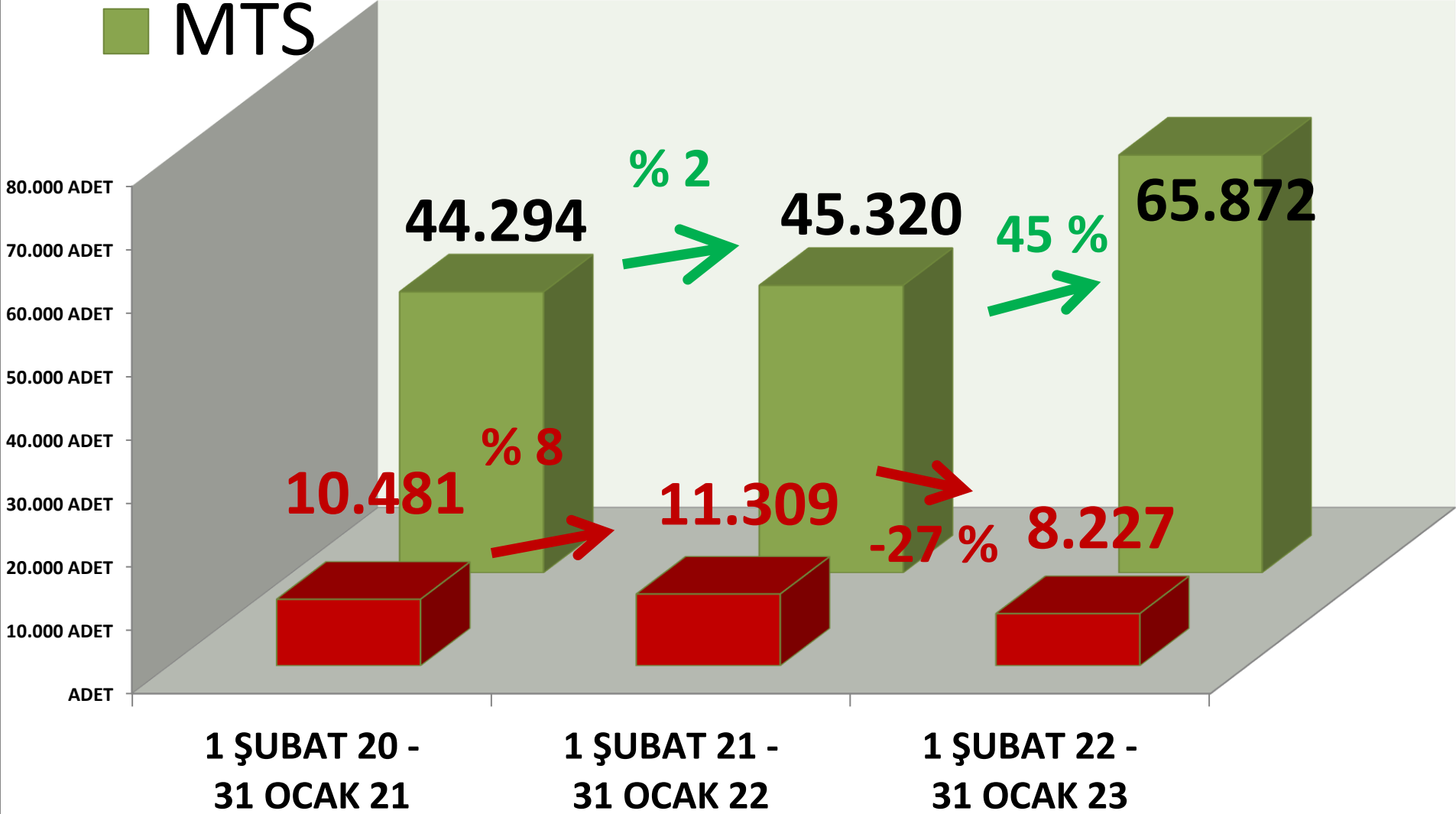
TTS YILLIK TOPLAM BÜYÜKBAŞ İŞLEM (ADET)

■ TTS
■ MTS



TTS YILLIK TOPLAM KÜÇÜKBAŞ İŞLEM_(ADET)

■ MTS





DİNLEDİĞİNİZ İÇİN
TEŞEKKÜR EDERİM

RECEP MENGİ

