

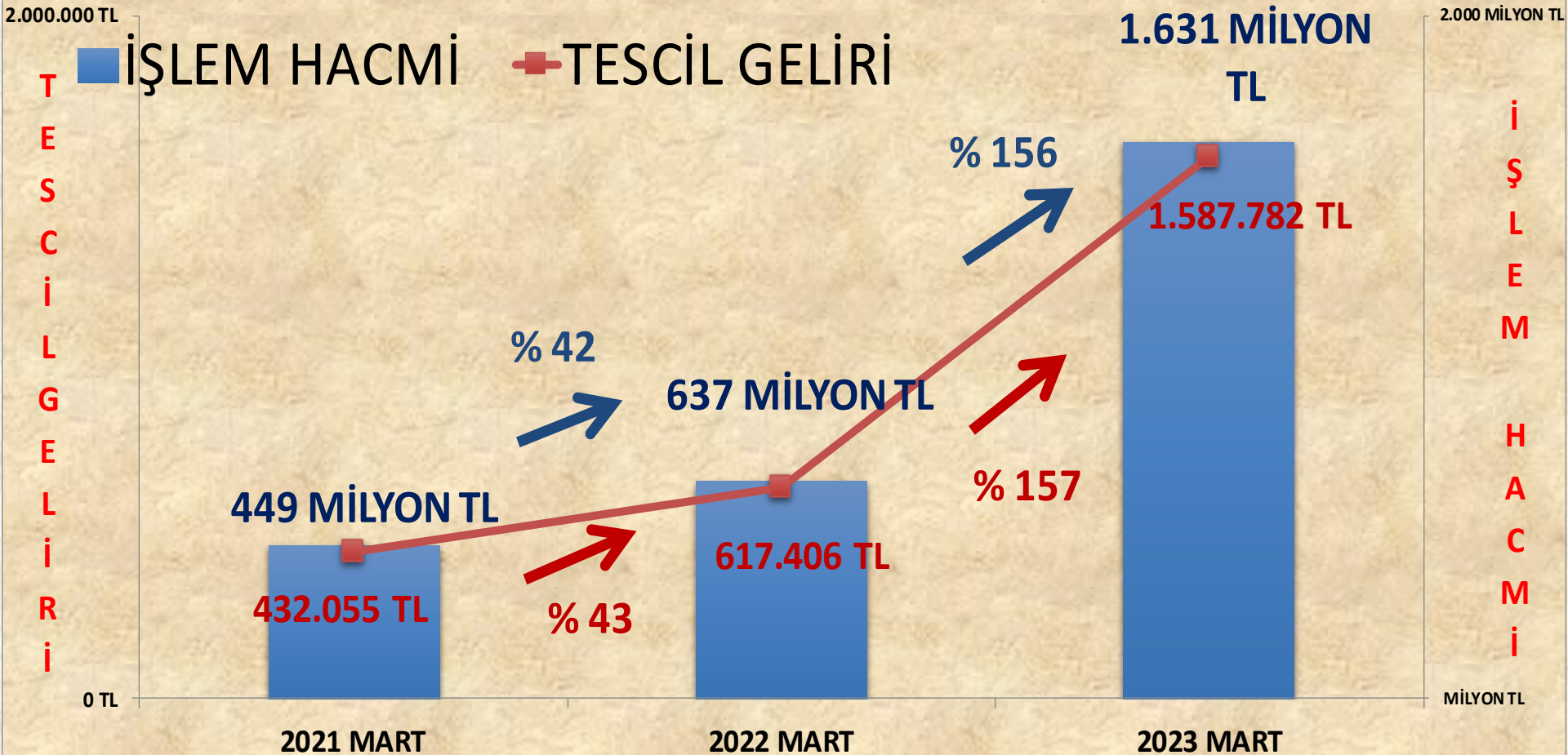


MART 2023 TESCİL SUNUMU



İŞLEM HACMİ VE TESCİL GELİRİ VERİLERİ

	2021 MART		2022 MART		2023 MART
İŞLEM HACMİ	449 MİLYON TL	42%	637 MİLYON TL	156%	1.631 MİLYON TL
TESCİL GELİRİ	432.055 TL	43%	617.406 TL	157%	1.587.782 TL



2022 MART

ÜRÜN GRUBU	Miktar(kg./lt/adet)	Tutar(TL)
BAKLİYAT VE MAMÜLLERİ	369.942	6.859.204
BITKİSEL YAĞLAR	0	0
KOTASYON DIŐI ÜRÜNLER	125.529.871	393.430.958
HAM DERİLER VE BAĞIRSAKLAR	29.421	355.358
HAYVANSAL YAĞLAR	616	40.701
HUBUBAT .	6.662.046	29.673.471
HUBUBAT MAMÜLLERİ	140.755	493.105
KASAPLIK CANLI HAYVANLAR	6.966	36.884.359
KURU MEYVELER	1.574.178	34.982.667
KÜSPELER	0	0
ORMAN MAHSÜLLERİ	427.923	4.350.247
TEKSTİL HAMMADDELERİ	2.290.618	46.232.112
YAĞLI TOHUMLAR	8.240.738	84.043.552
<u>TOPLAM</u>	<i>145.273.073</i>	<i>637.345.732</i>

2023 MART

ÜRÜN GRUBU	Miktar(kg./lt/adet)	Tutar(TL)
BAKLİYAT VE MAMÜLLERİ	274.966	8.147.868
BİTKİSEL YAĞLAR	3.005	258.735
KOTASYON DIŞI ÜRÜNLER	44.948.660	1.282.674.173
HAM DERİLER VE BAĞIRSAKLAR	7.777	142.413
HAYVANSAL YAĞLAR	52	4.132
HUBUBAT .	17.608.047	105.421.780
HUBUBAT MAMÜLLERİ	138.650	967.225
KASAPLIK CANLI HAYVANLAR	5.155	68.893.642
KURU MEYVELER	1.053.851	46.775.869
KÜSPELER	0	0
ORMAN MAHSÜLLERİ	68.256	1.142.729
TEKSTİL HAMMADDELERİ	2.542.505	51.418.372
YAĞLI TOHUMLAR	2.173.520	64.863.048
<u>TOPLAM</u>	68.824.444	1.630.709.986

2022 MART- 2023 MART DEĞİŞİM

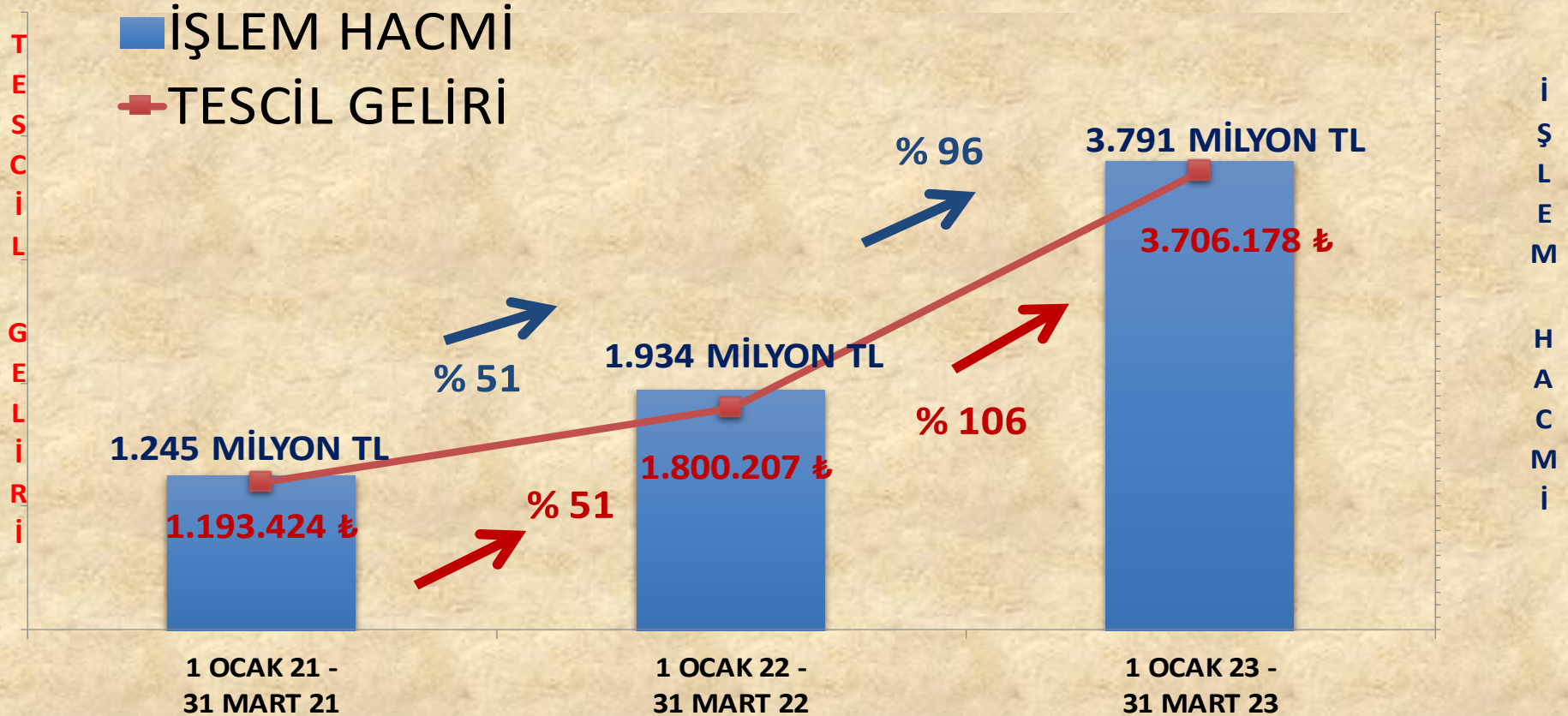
ÜRÜN GRUBU	Miktar(kg./lt/adet)	Tutar(TL)
BAKLİYAT VE MAMÜLLERİ	-94.976	1.288.664
BİTKİSEL YAĞLAR	3.005	258.735
KOTASYON DIŞI ÜRÜNLER	-80.581.211	889.243.215
HAM DERİLER VE BAĞIRSAKLAR	-21.644	-212.945
HAYVANSAL YAĞLAR	-564	-36.569
HUBUBAT .	10.946.001	75.748.310
HUBUBAT MAMÜLLERİ	-2.105	474.120
KASAPLIK CANLI HAYVANLAR	-1.811	32.009.283
KURU MEYVELER	-520.327	11.793.202
KÜSPELER	0	0
ORMAN MAHSÜLLERİ	-359.667	-3.207.518
TEKSTİL HAMMADDELERİ	251.887	5.186.260
YAĞLI TOHUMLAR	-6.067.217	-19.180.504
<u>TOPLAM</u>	-76.448.628	993.364.254

2022 MART- 2023 MART DEĞİŞİM ORANI

ÜRÜN GRUBU	Miktar(kg./lt/adet)	Tutar(TL)
BAKLİYAT VE MAMÜLLERİ	-26%	19%
BİTKİSEL YAĞLAR	-	-
KOTASYON DIŞI ÜRÜNLER	-64%	226%
HAM DERİLER VE BAĞIRSAKLAR	-74%	-60%
HAYVANSAL YAĞLAR	-92%	-90%
HUBUBAT .	164%	255%
HUBUBAT MAMÜLLERİ	-1%	96%
KASAPLIK CANLI HAYVANLAR	-26%	87%
KURU MEYVELER	-33%	34%
KÜSPELER	-	-
ORMAN MAHSÜLLERİ	-84%	-74%
TEKSTİL HAMMADDELERİ	11%	11%
YAĞLI TOHUMLAR	-74%	-23%
<u>TOPLAM</u>	-53%	156%

İŞLEM HACMİ VE TESCİL GELİRİ VERİLERİ

	1 OCAK 21 - 31 MART 21	1 OCAK 22 - 31 MART 22		1 OCAK 23 - 31 MART 23	
İŞLEM HACMI	1.245 MİLYON TL	55%	1.934 MİLYON TL	96%	3.791 MİLYON TL
TESCİL GELİRİ	1.193.424 TL	51%	1.800.207 TL	106%	3.706.178 TL



1 OCAK - 31 MART 2022

	Miktar(kg./lt/adet)	Tutar(TL)
BAKLİYAT VE MAMÜLLERİ	1.190.157	17.338.525
BİTKİSEL YAĞLAR	3.250	136.990
KOTASYON DIŞI ÜRÜNLER	208.972.664	1.031.102.554
HAM DERİLER VE BAĞIRSAKLAR	95.379	1.077.165
HAYVANSAL YAĞLAR	1.902	95.698
HUBUBAT .	24.795.858	92.431.913
HUBUBAT MAMÜLLERİ	395.130	1.426.600
KASAPLIK CANLI HAYVANLAR	19.881	107.125.546
KURU MEYVELER	3.835.509	82.745.147
KÜSPELER	0	0
MEYVE ÇEKİRDEKLERİ	500	15.939
ORMAN MAHSÜLLERİ	1.321.314	9.533.926
TEKSTİL HAMMADDELERİ	16.156.378	313.210.442
YAĞLI TOHUMLAR	23.440.737	278.199.310
<u>TOPLAM</u>	280.228.660	1.934.439.755

1 OCAK - 31 MART 2023

	Miktar(kg./lt/adet)	Tutar(TL)
BAKLİYAT VE MAMÜLLERİ	1.289.630	38.225.444
BİTKİSEL YAĞLAR	33.810	2.683.406
KOTASYON DIŞI ÜRÜNLER	280.435.881	2.415.929.973
HAM DERİLER VE BAĞIRSAKLAR	36.122	587.931
HAYVANSAL YAĞLAR	156	18.675
HUBUBAT .	108.442.657	492.387.175
HUBUBAT MAMÜLLERİ	766.715	5.205.385
KASAPLIK CANLI HAYVANLAR	18.413	220.863.868
KURU MEYVELER	2.544.636	98.632.302
KÜSPELER	0	0
MEYVE ÇEKİRDEKLERİ	0	0
ORMAN MAHSÜLLERİ	499.990	5.865.928
TEKSTİL HAMMADDELERİ	14.437.377	255.420.735
YAĞLI TOHUMLAR	10.755.603	255.415.487
<u>TOPLAM</u>	419.260.989	3.791.236.309

1 OCAK - 31 MART 2022-23 DEĞİŞİM

	Miktar(kg./lt/adet)	Tutar(TL)
BAKLİYAT VE MAMÜLLERİ	99.473	20.886.919
BITKİSEL YAĞLAR	30.560	2.546.416
KOTASYON DIŞI ÜRÜNLER	71.463.216	1.384.827.419
HAM DERİLER VE BAĞIRSAKLAR	-59.257	-489.234
HAYVANSAL YAĞLAR	-1.746	-77.023
HUBUBAT .	83.646.799	399.955.261
HUBUBAT MAMÜLLERİ	371.585	3.778.785
KASAPLIK CANLI HAYVANLAR	-1.468	113.738.322
KURU MEYVELER	-1.290.872	15.887.155
KÜSPELER	0	0
MEYVE ÇEKİRDEKLERİ	-500	-15.939
ORMAN MAHSÜLLERİ	-821.325	-3.667.998
TEKSTİL HAMMADDELERİ	-1.719.001	-57.789.707
YAĞLI TOHUMLAR	-12.685.135	-22.783.823
<u>TOPLAM</u>	139.032.329	1.856.796.554

1 OCAK - 31 MART 2022-23 DEĞİŞİM ORANI

	Miktar(kg./lt/adet)	Tutar(TL)
BAKLİYAT VE MAMÜLLERİ	8%	120%
BİTKİSEL YAĞLAR	940%	1859%
KOTASYON DIŞI ÜRÜNLER	34%	134%
HAM DERİLER VE BAĞIRSAKLAR	-62%	-45%
HAYVANSAL YAĞLAR	-92%	-80%
HUBUBAT .	337%	433%
HUBUBAT MAMÜLLERİ	94%	265%
KASAPLIK CANLI HAYVANLAR	-7%	106%
KURU MEYVELER	-34%	19%
KÜSPELER	-	-
MEYVE ÇEKİRDEKLERİ	-100%	-100%
ORMAN MAHSÜLLERİ	-62%	-38%
TEKSTİL HAMMADDELERİ	-11%	-18%
YAĞLI TOHUMLAR	-54%	-8%
<u>TOPLAM</u>	50%	96%

ARPA

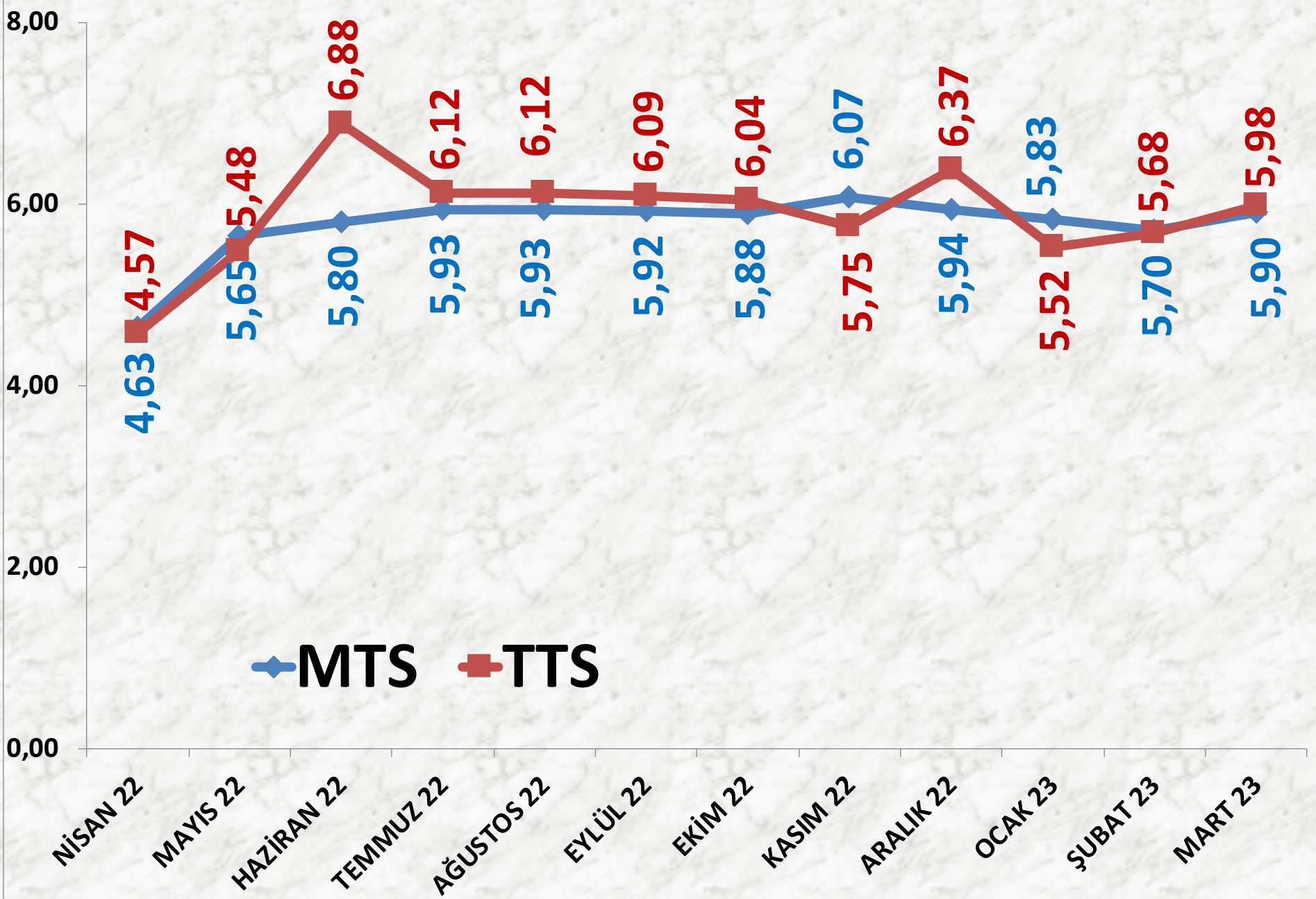
İŞLEM MİKTARI TON	2021 MART	2022 MART		2023 MART	
MTS	508 TON	-45%	281 TON	-30%	197 TON
TTS	1.301 TON	-81%	249 TON	2149%	5.599 TON

EN AZ FİYAT	2021 MART	2022 MART		2023 MART	
MTS	1,35 TL	78%	2,40 TL	129%	5,50 TL
TTS	1,33 TL	178%	3,70 TL	12%	4,15 TL

EN ÇOK FİYAT	2021 MART	2022 MART		2023 MART	
MTS	1,89 TL	133%	4,40 TL	45%	6,40 TL
TTS	2,50 TL	84%	4,60 TL	37%	6,29 TL

ORTALAMA FİYAT	2021 MART	2022 MART		2023 MART	
MTS	1,71 TL	127%	3,87 TL	52%	5,90 TL
TTS	1,56 TL	159%	4,04 TL	48%	5,98 TL

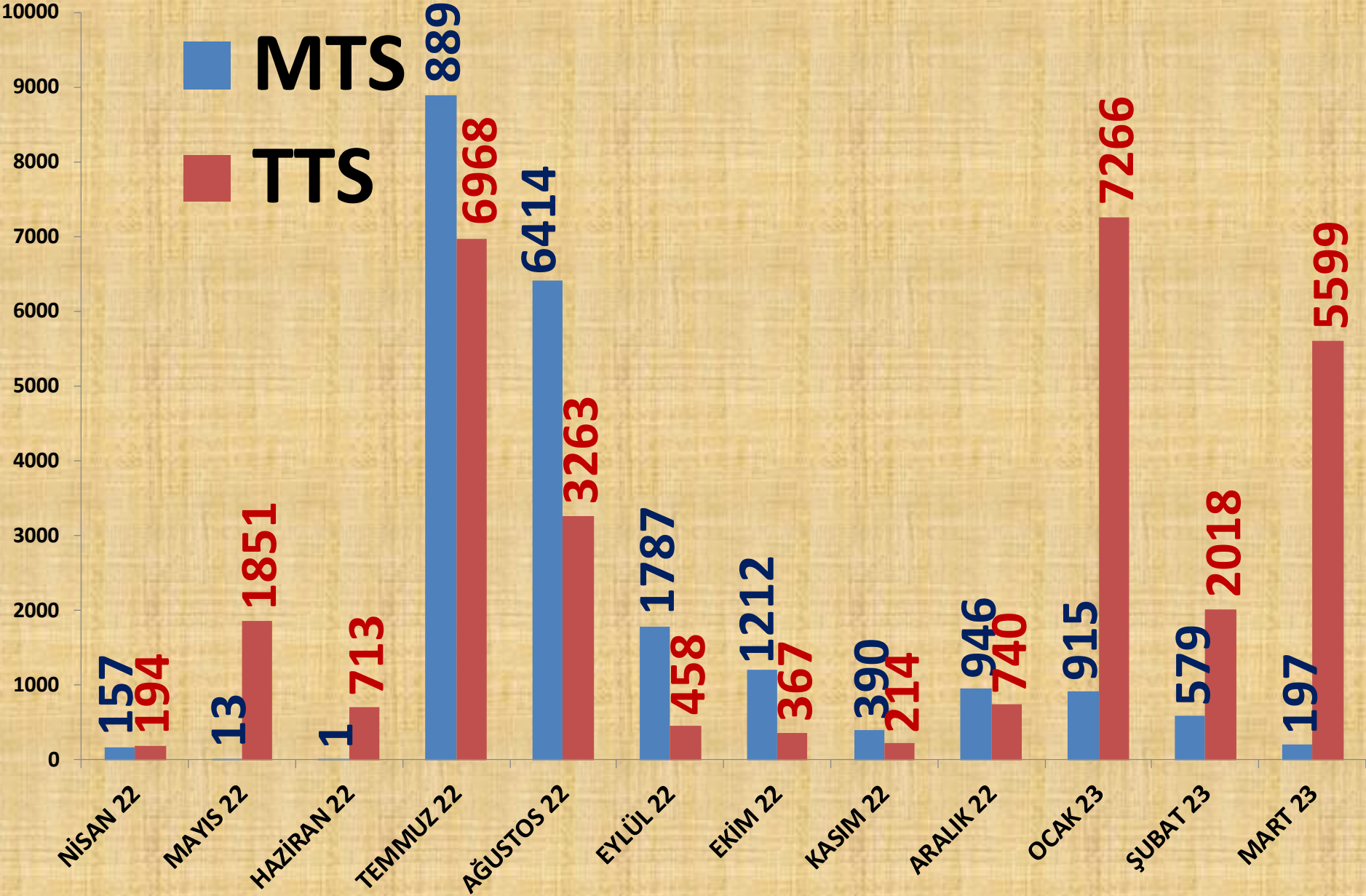
AYLIK ARPA FİYAT TRENDİ (TL)

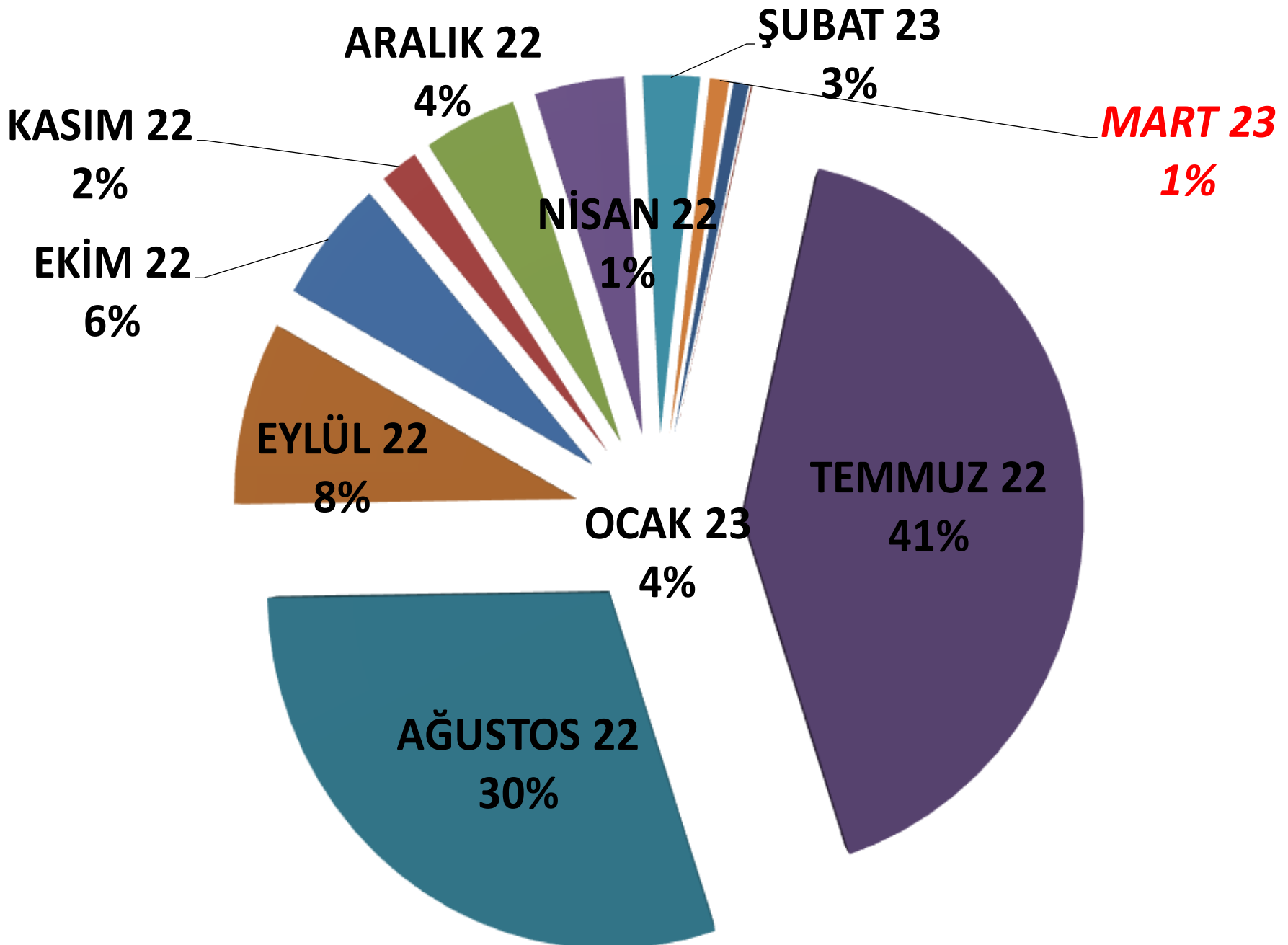


AYLIK ARPA İŞLEM MİKTARI (TON)

MTS

TTS



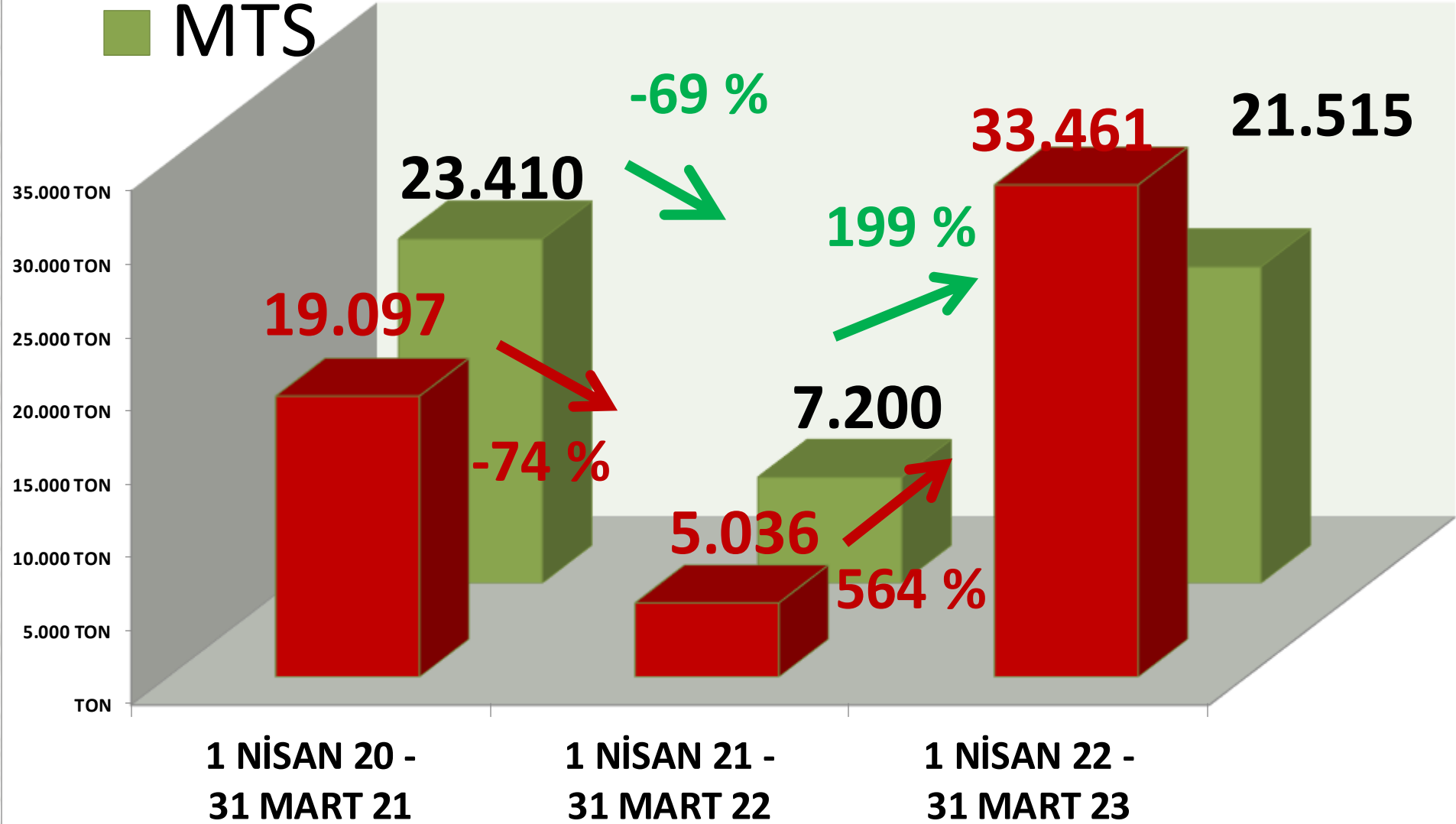


AYLIK ARPA MTS İŞLEM MİKTARI ORANLARI

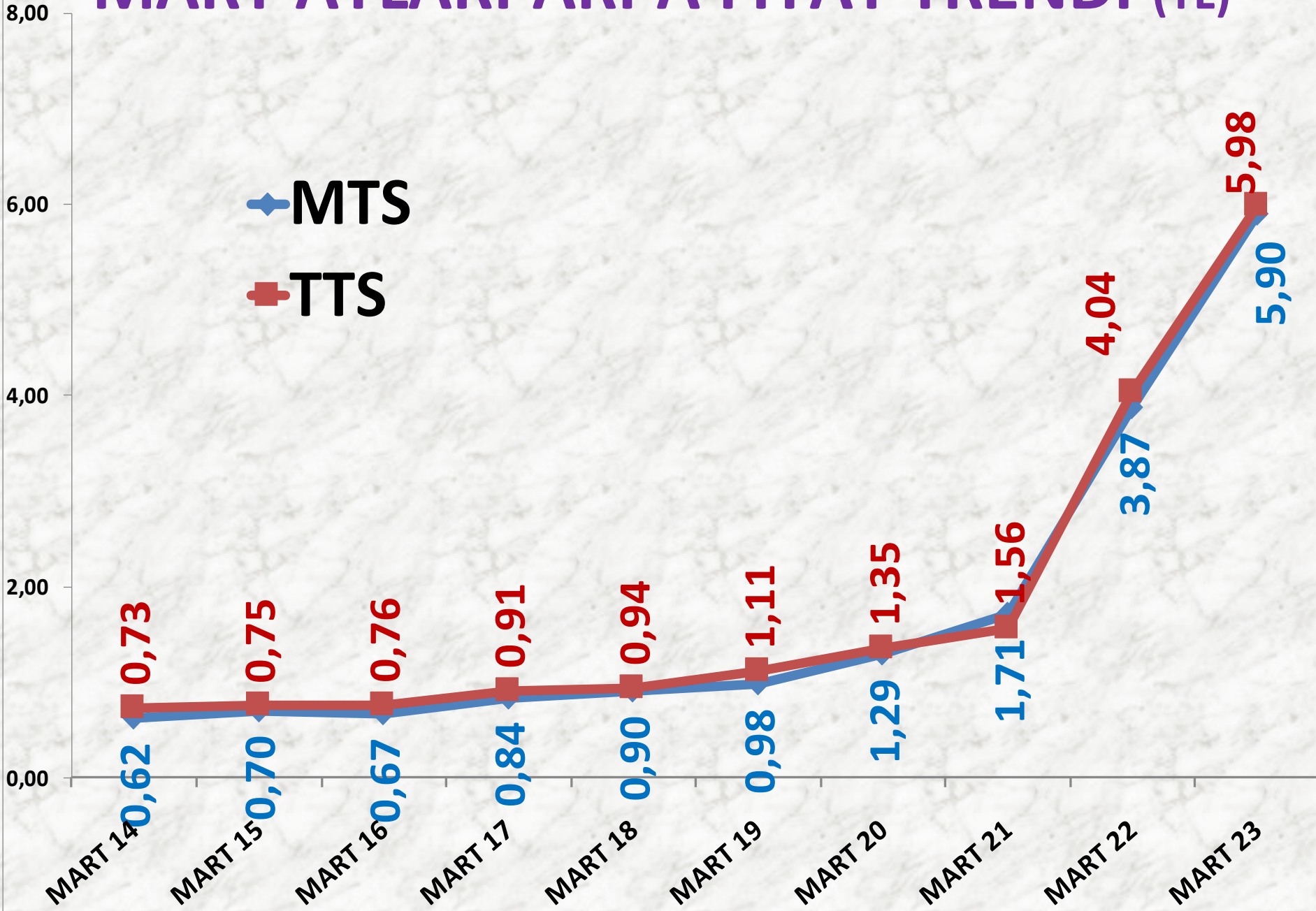
■ TTS

YILLIK ARPA İŞLEM MİKTARI (TON)

■ MTS



MART AYLARI ARPA FİYAT TRENDİ (TL)



BUĞDAY

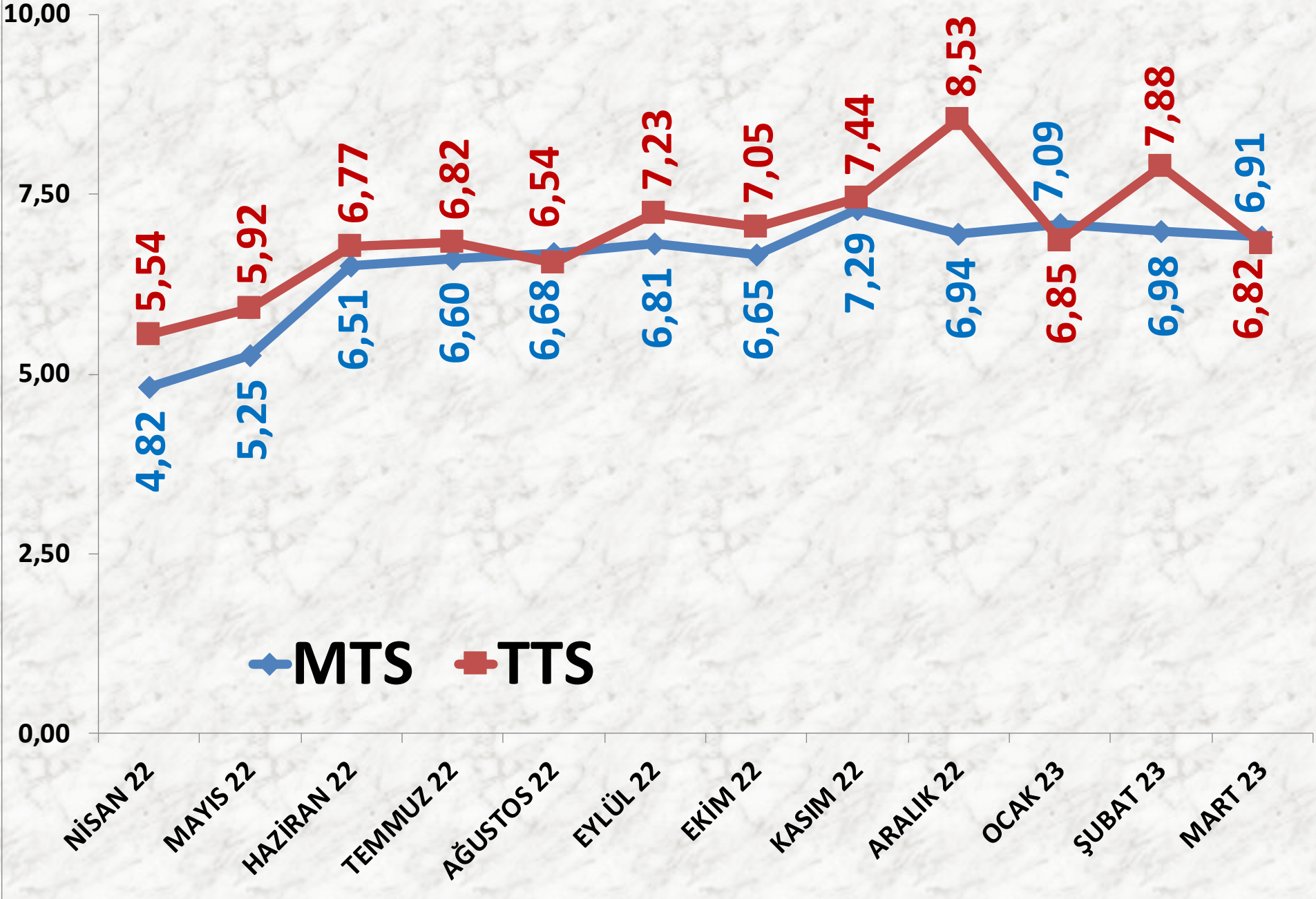
İŞLEM MİKTARI TON	2021 MART	2022 MART		2023 MART	
MTS	508 TON	-45%	281 TON	-30%	197 TON
TTS	1.301 TON	-81%	249 TON	2149%	5.599 TON

EN AZ FİYAT	2021 MART	2022 MART		2023 MART	
MTS	1,52 TL	64%	2,50 TL	140%	6,00 TL
TTS	1,70 TL	118%	3,70 TL	43%	5,30 TL

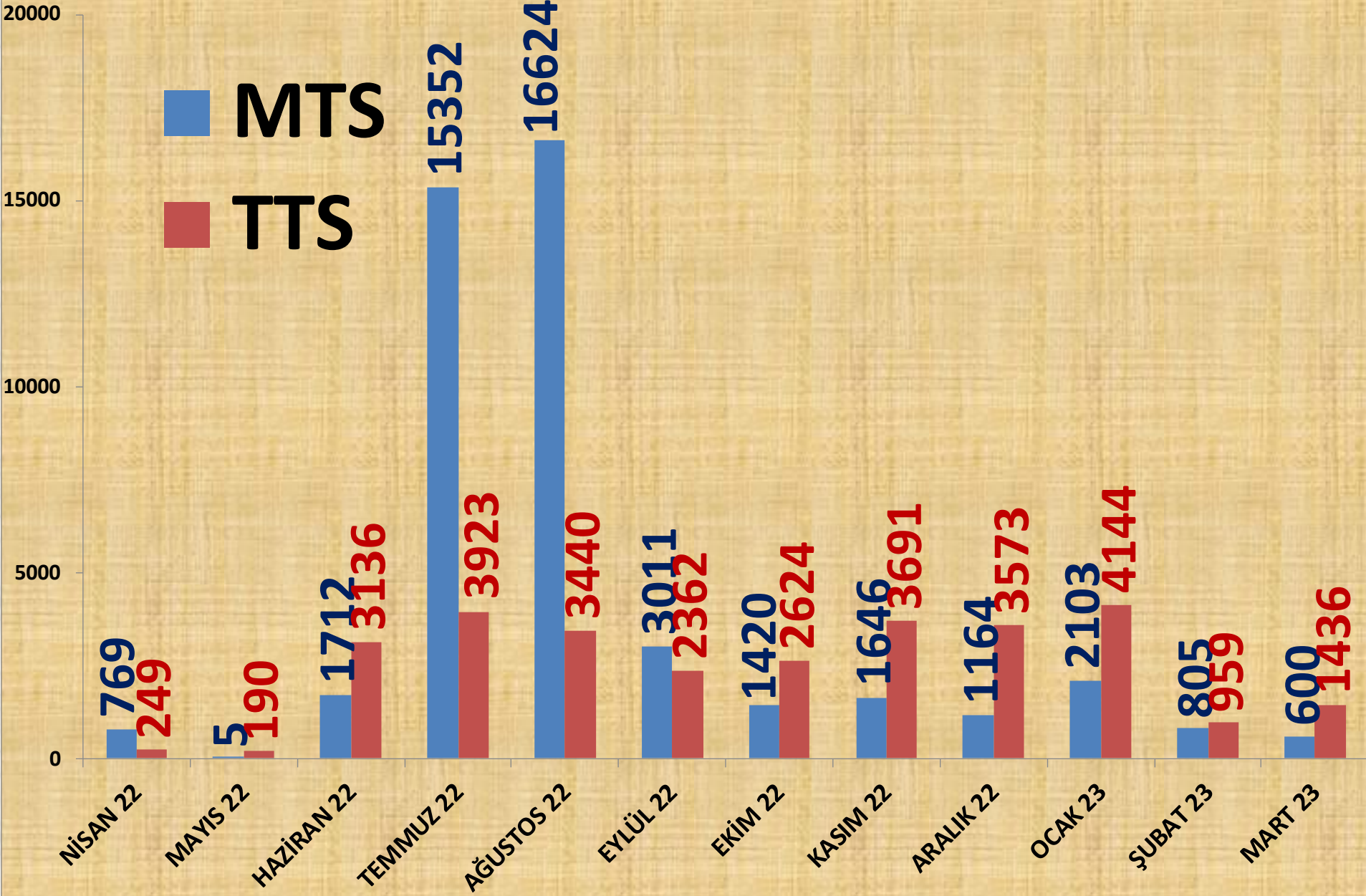
EN ÇOK FİYAT	2021 MART	2022 MART		2023 MART	
MTS	2,40 TL	126%	5,42 TL	48%	8,00 TL
TTS	2,25 TL	153%	5,70 TL	45%	8,25 TL

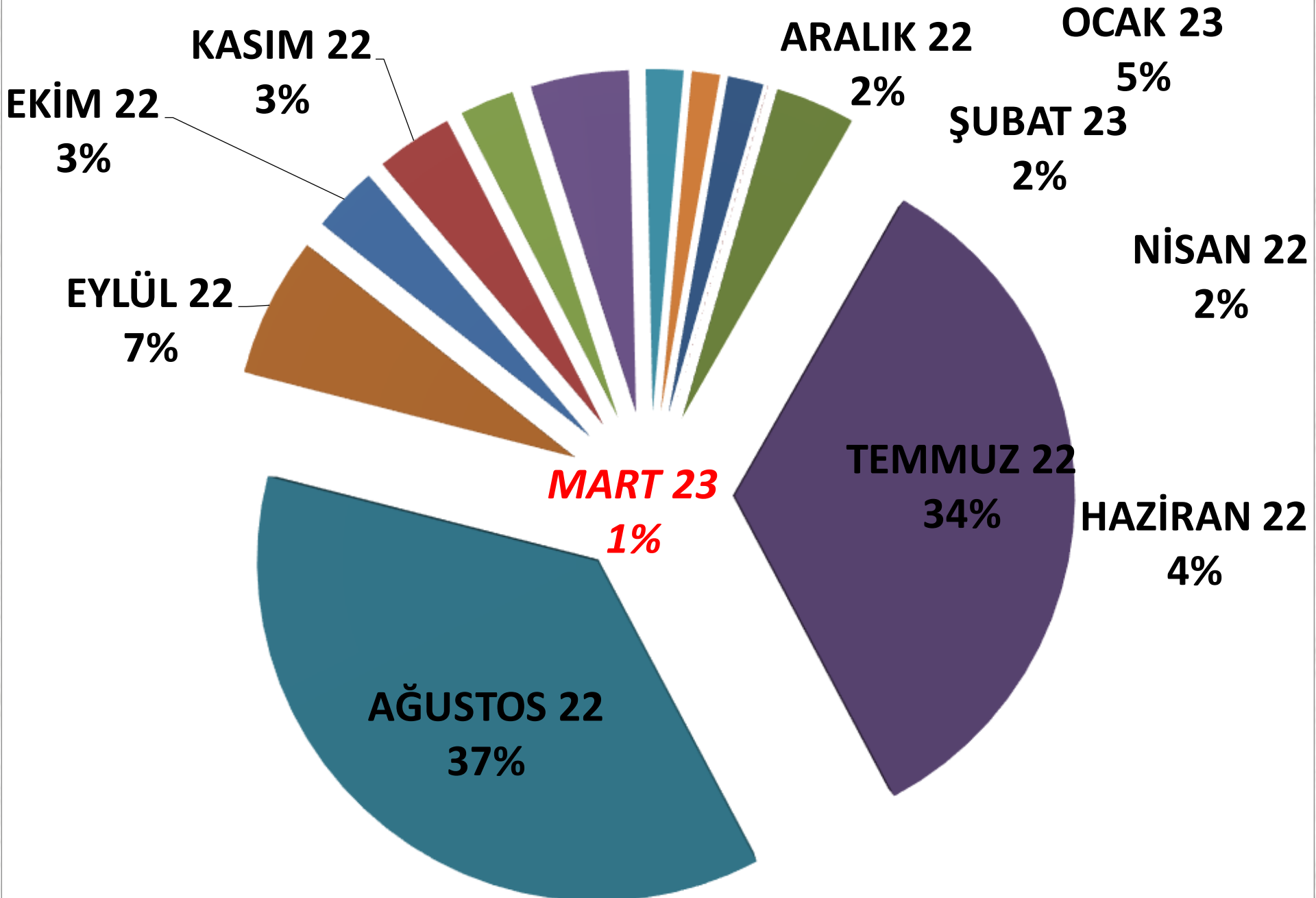
2021 MART	2021 MART	2022 MART		2023 MART	
MTS	2,07 TL	146%	5,10 TL	36%	6,91 TL
TTS	2,04 TL	121%	4,51 TL	51%	6,82 TL

AYLIK BUĞDAY FİYAT TRENDİ (TL)



AYLIK BUĞDAY İŞLEM MİKTARI (TON)



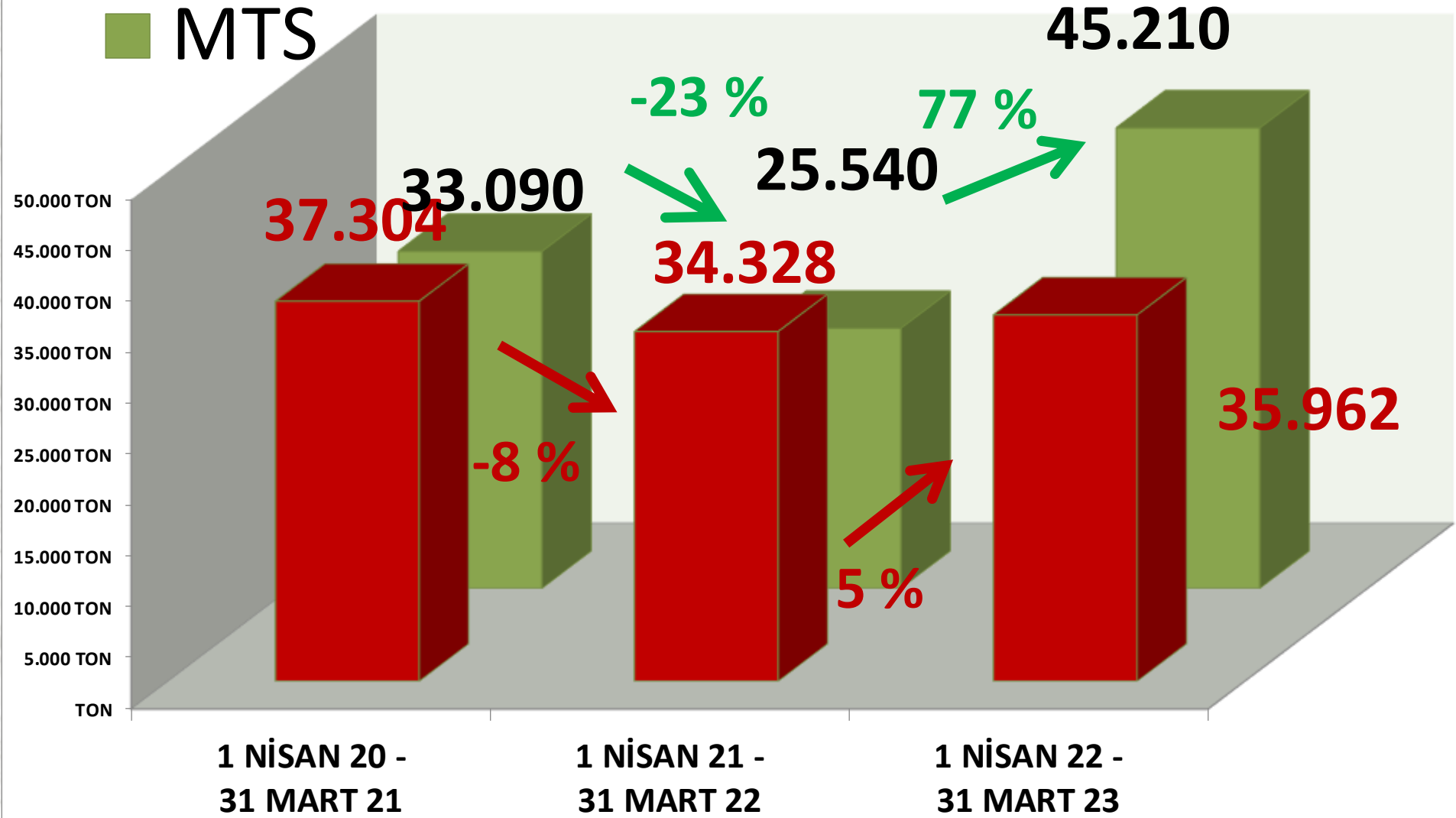


AYLIK BUĞDAY MTS İŞLEM MİKTARI ORANLARI

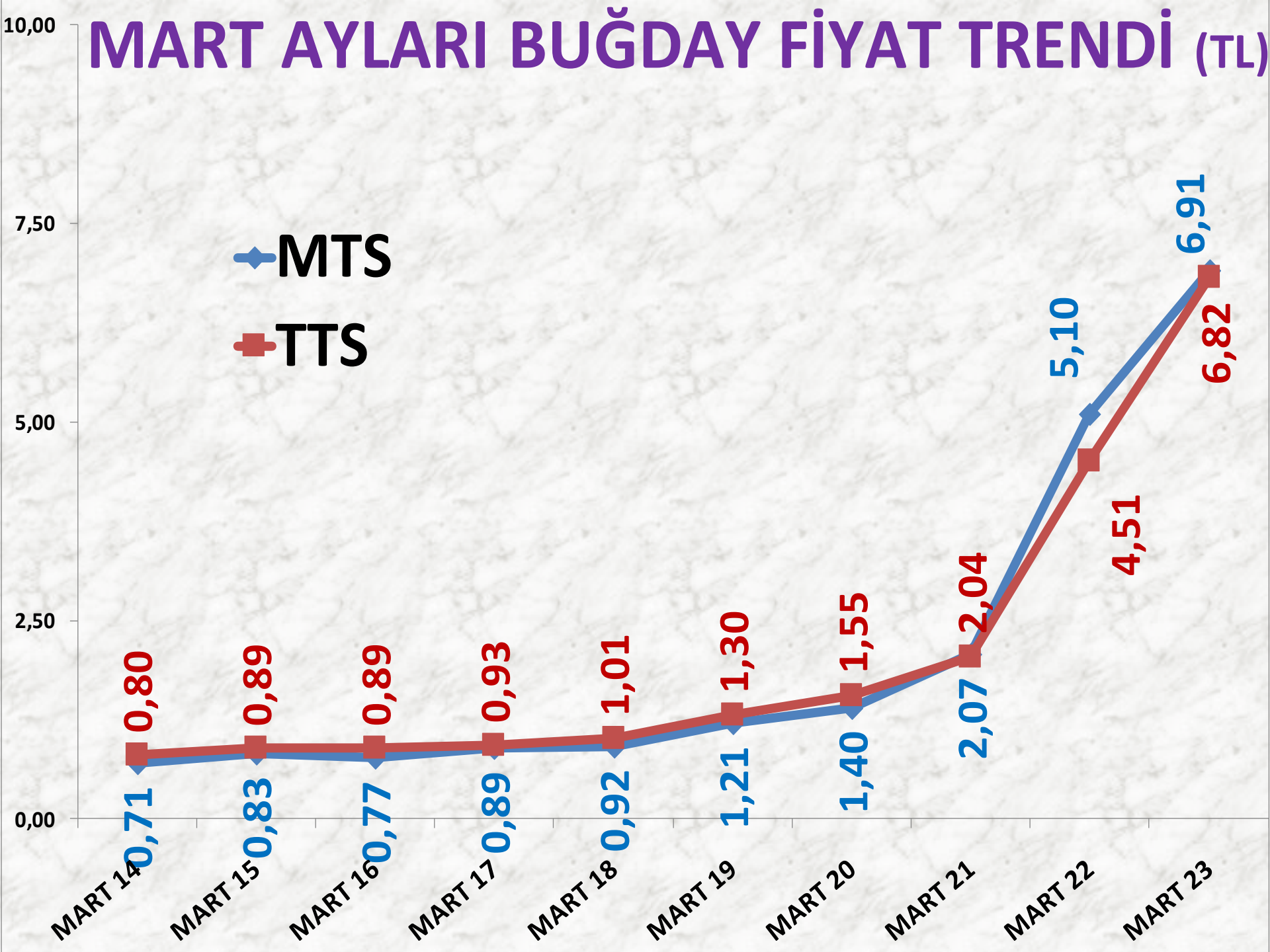
■ TTS

YILLIK BUĞDAY İŞLEM MİKTARI (TON)

■ MTS



MART AYLARI BUĞDAY FİYAT TRENDİ (TL)



MISIR DANE

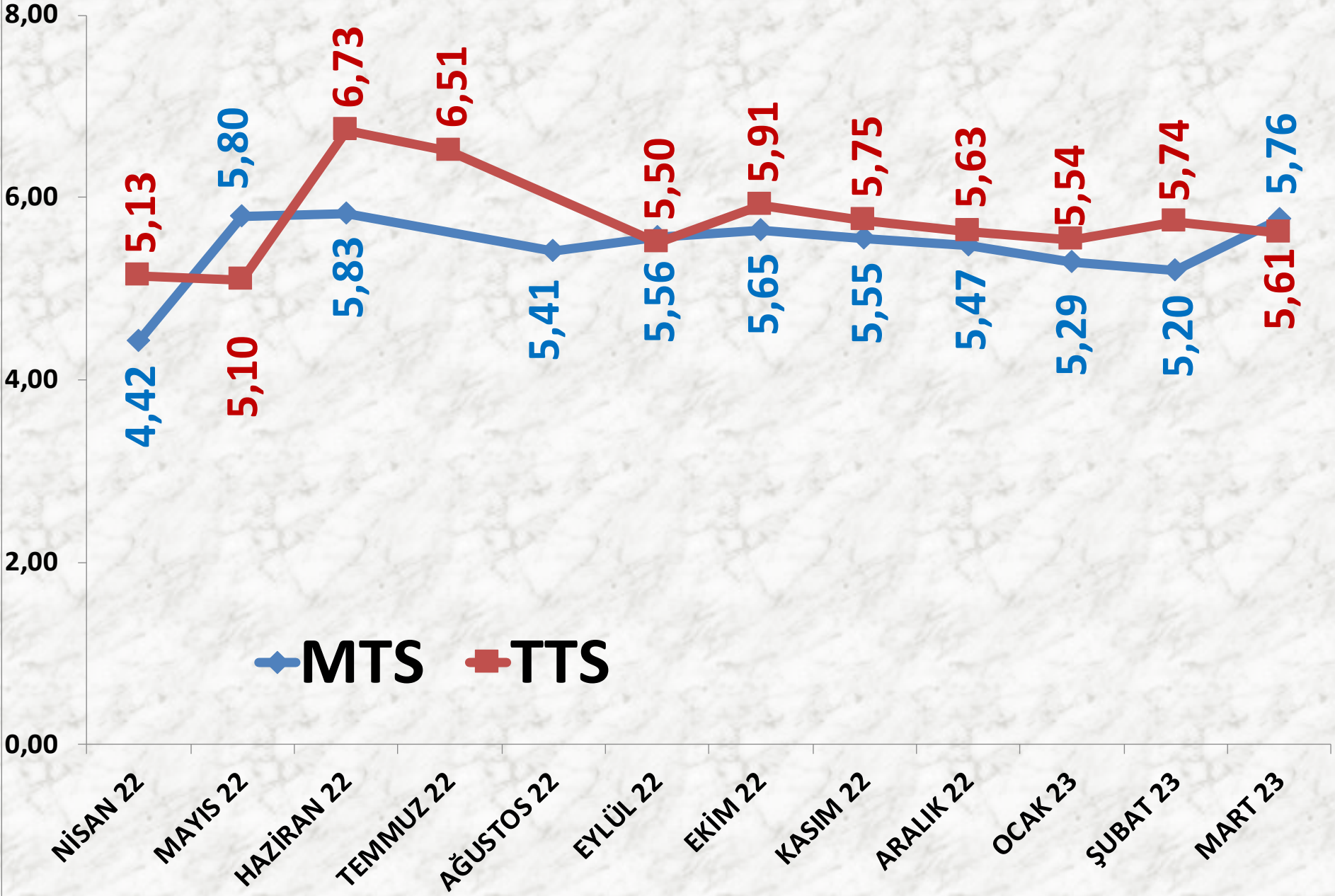
İŞLEM MİKTARI TON	2021 MART	2022 MART		2023 MART	
MTS	2.515 TON	-25%	1.877 TON	76%	3.304 TON
TTS	2.319 TON	-25%	1.749 TON	244%	6.024 TON

EN AZ FİYAT	2021 MART	2022 MART		2023 MART	
MTS	1,30 TL	115%	2,80 TL	79%	5,00 TL
TTS	1,80 TL	94%	3,50 TL	31%	4,57 TL

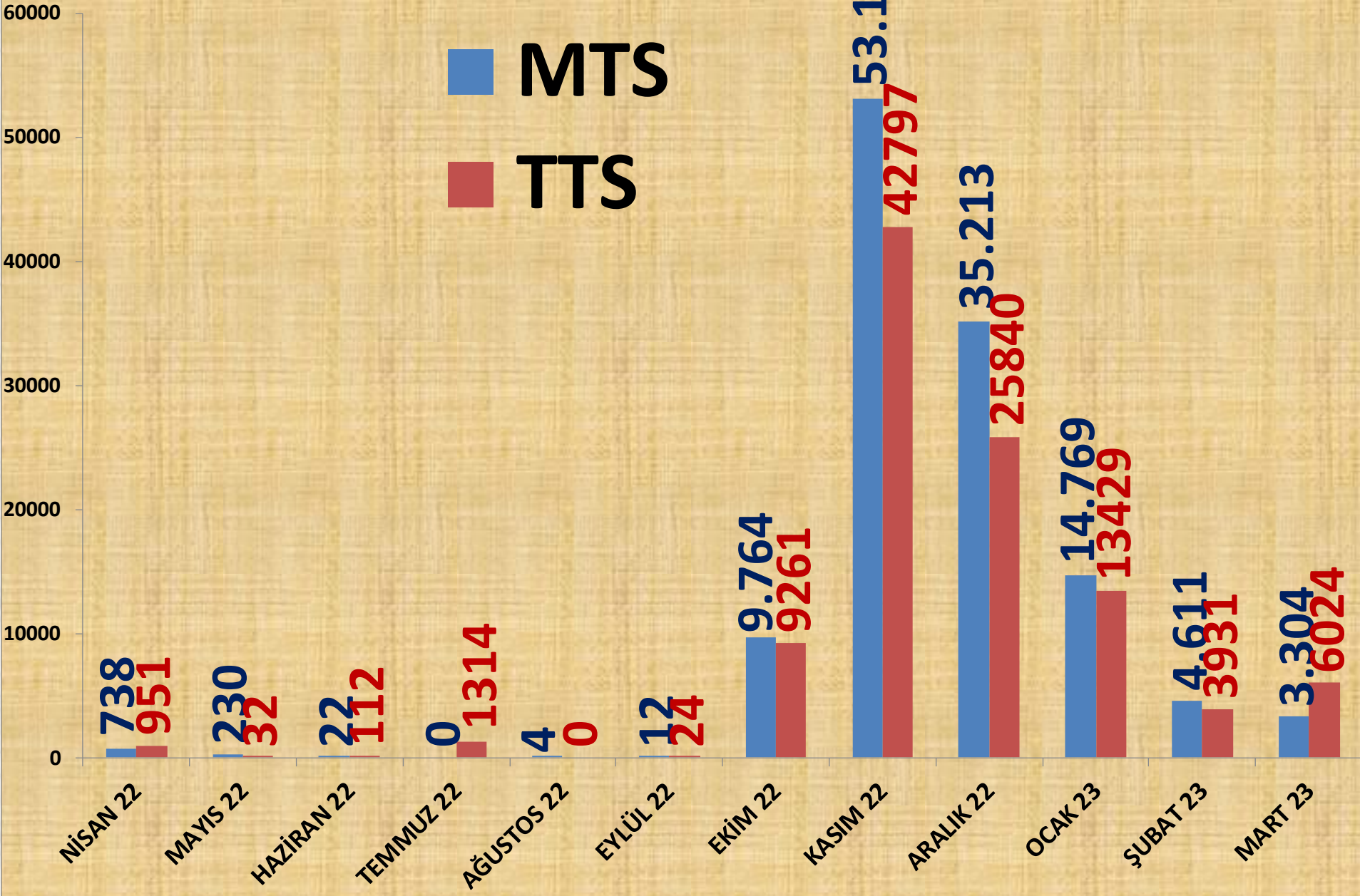
EN ÇOK FİYAT	2021 MART	2022 MART		2023 MART	
MTS	1,95 TL	167%	5,20 TL	34%	6,98 TL
TTS	2,05 TL	159%	5,30 TL	21%	6,40 TL

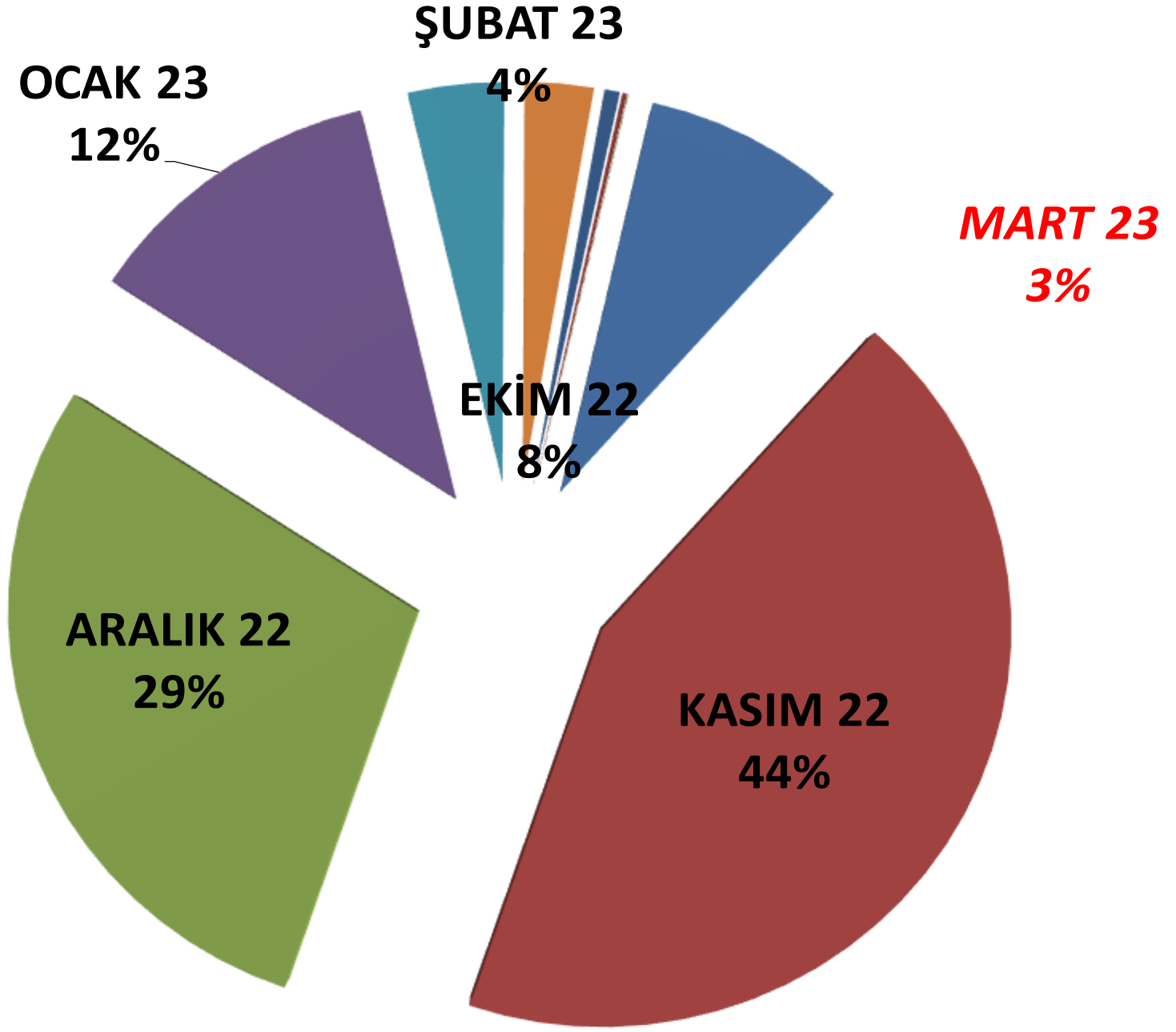
ORTALAMA FİYAT	2021 MART	2022 MART		2023 MART	
MTS	1,85 TL	90%	3,51 TL	64%	5,76 TL
TTS	1,85 TL	103%	3,76 TL	49%	5,61 TL

AYLIK MISIR DANE FİYAT TRENDİ (TL)



AYLIK MISIR DANE İŞLEM MİKTARI (TON)



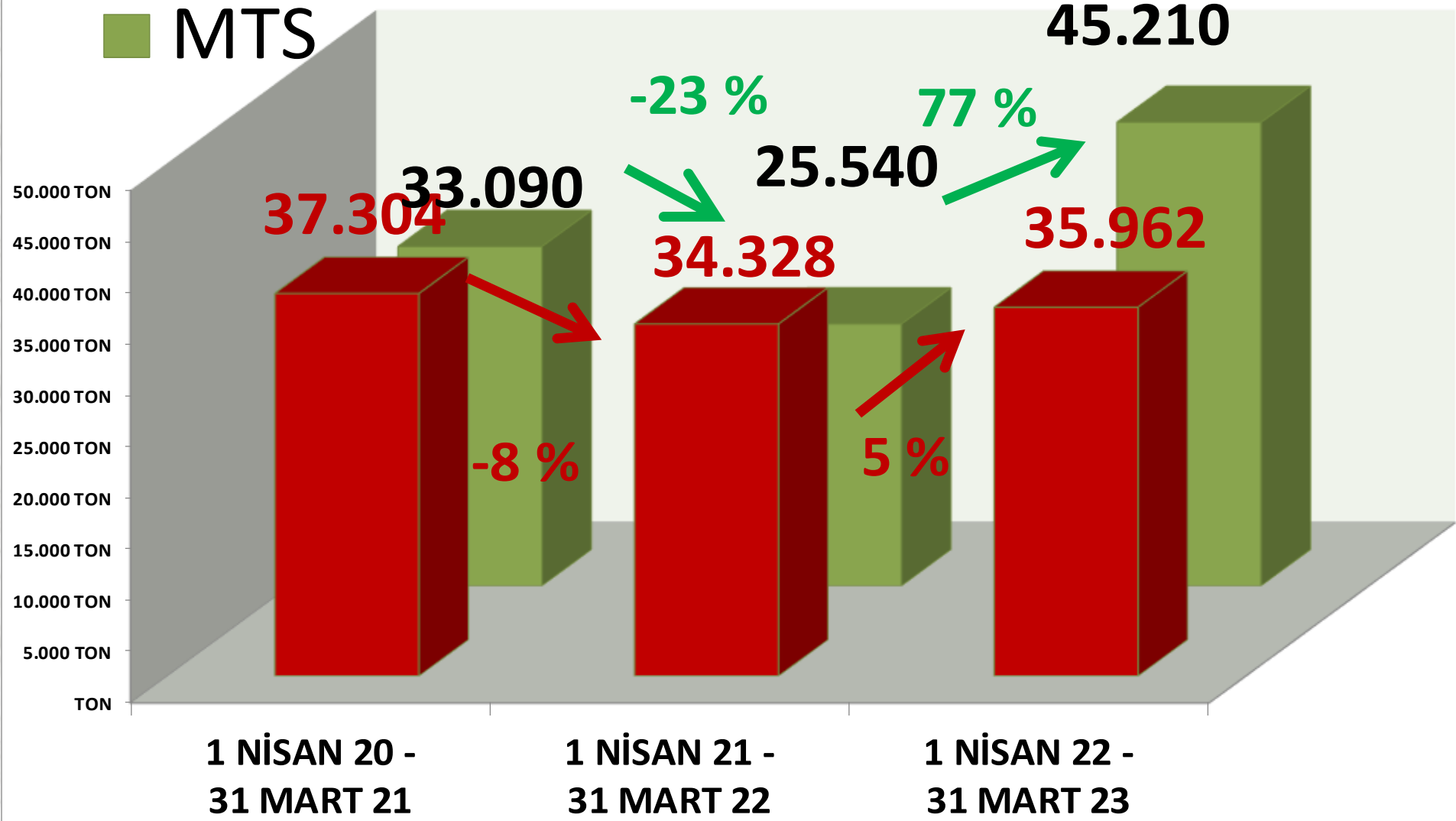


AYLIK MISIR DANE MTS İŞLEM MİKTARI ORANLARI

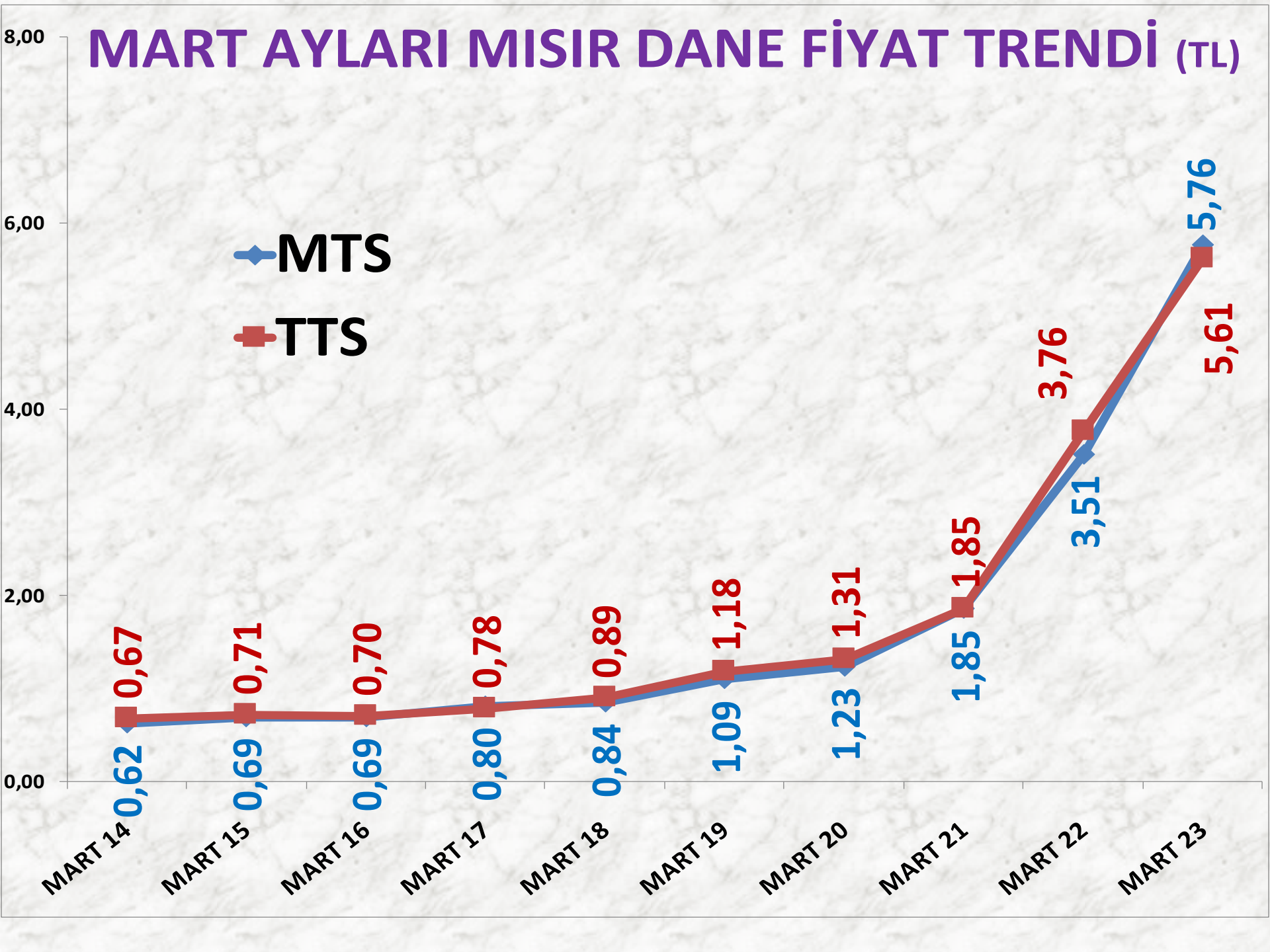
■ TTS

YILLIK MISIR DANE İŞLEM MİKTARI (TON)

■ MTS



MART AYLARI MISIR DANE FİYAT TRENDİ (TL)



NOHUT

İŞLEM MİKTARI TON	2021 MART	2022 MART		2023 MART	
MTS	472 TON	-26%	350 TON	-48%	181 TON
TTS	160 TON	-90%	16 TON	489%	94 TON

EN AZ FİYAT	2021 MART	2022 MART		2023 MART	
MTS	3,71 TL	223%	12,00 TL	108%	25,00 TL
TTS	2,00 TL	450%	11,00 TL	148%	27,25 TL

EN ÇOK FİYAT	2021 ŞUBAT	2022 MART		2023 MART	
MTS	12,16 TL	106%	25,00 TL	51%	37,79 TL
TTS	7,50 TL	100%	15,00 TL	103%	30,50 TL

ORTALAMA FİYAT	2021 MART	2022 MART		2023 MART	
MTS	7,19 TL	162%	18,80 TL	61%	30,24 TL
TTS	4,95 TL	198%	14,73 TL	93%	28,46 TL

NOHUT DOĞAL

İŞLEM MİKTARI TON	2021 MART	2022 MART		2023 MART	
MTS	225 TON	-84%	37 TON	60%	58 TON
TTS	160 TON	-90%	16 TON	300%	64 TON

EN AZ FİYAT	2021 MART	2022 MART		2023 MART	
MTS	3,71 TL	223%	12,00 TL	108%	25,00 TL
TTS	2,70 TL	307%	11,00 TL	148%	27,25 TL

EN ÇOK FİYAT	2021 MART	2022 MART		2023 MART	
MTS	5,40 TL	178%	15,00 TL	96%	29,38 TL
TTS	4,90 TL	206%	15,00 TL	88%	28,25 TL

ORTALAMA FİYAT	2021 MART	2022 MART		2023 MART	
MTS	4,19 TL	206%	12,82 TL	119%	28,11 TL
TTS	4,94 TL	198%	14,73 TL	87%	27,50 TL

NOHUT - ELENMİŞ

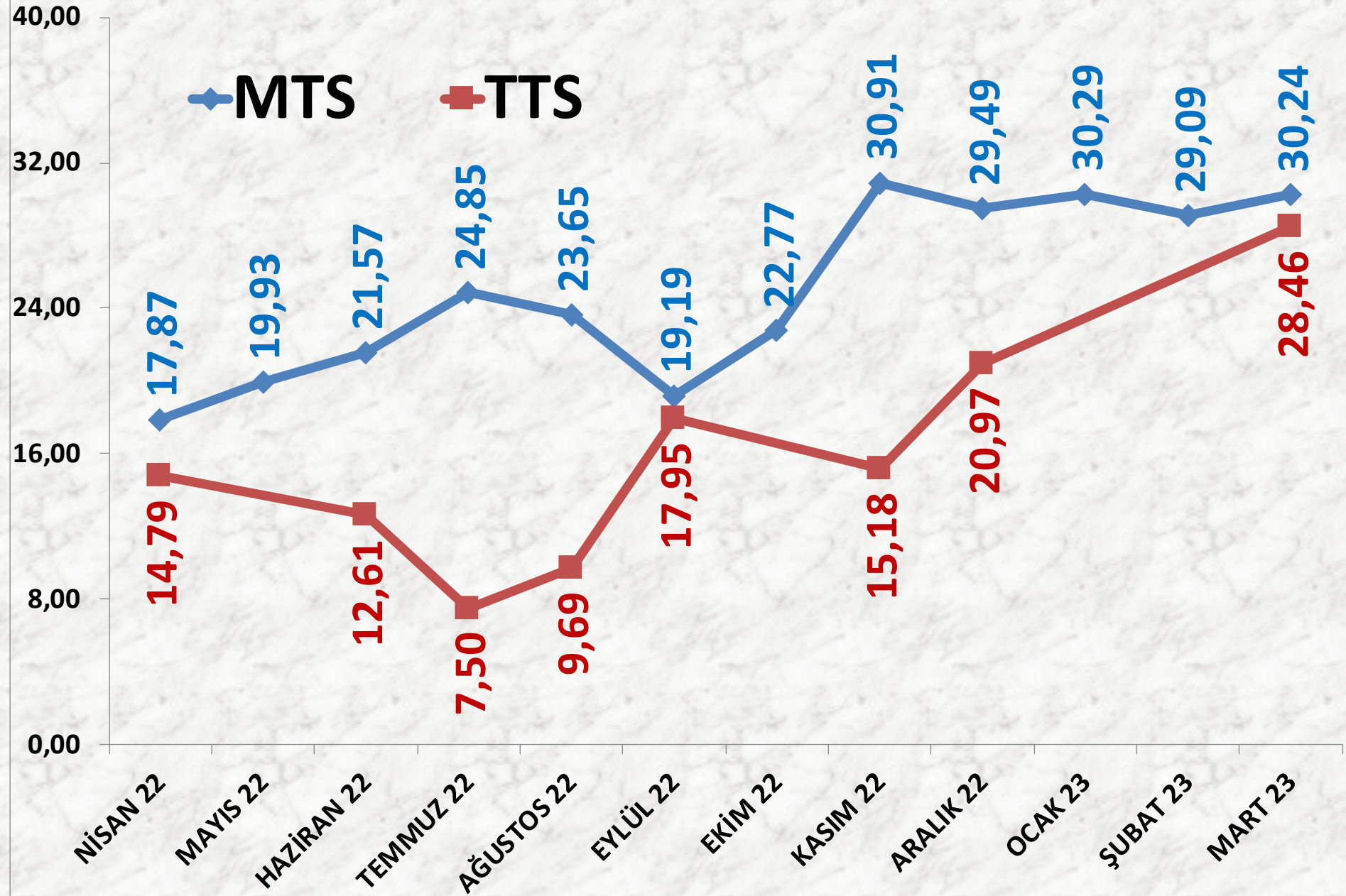
İŞLEM MİKTARI TON	2021 MART	2022 MART		2023 MART	
MTS	247 TON	27%	313 TON	-61%	122 TON
TTS	0	-	0	-	31 TON

EN AZ FİYAT	2021 MART	2022 MART		2023 MART	
MTS	6,50 TL	162%	17,00 TL	78%	30,29 TL
TTS	-	-	-	-	30,50 TL

EN ÇOK FİYAT	2021 MART	2022 MART		2023 MART	
MTS	12,16 TL	64%	20,00 TL	89%	37,79 TL
TTS	-	-	-	-	30,50 TL

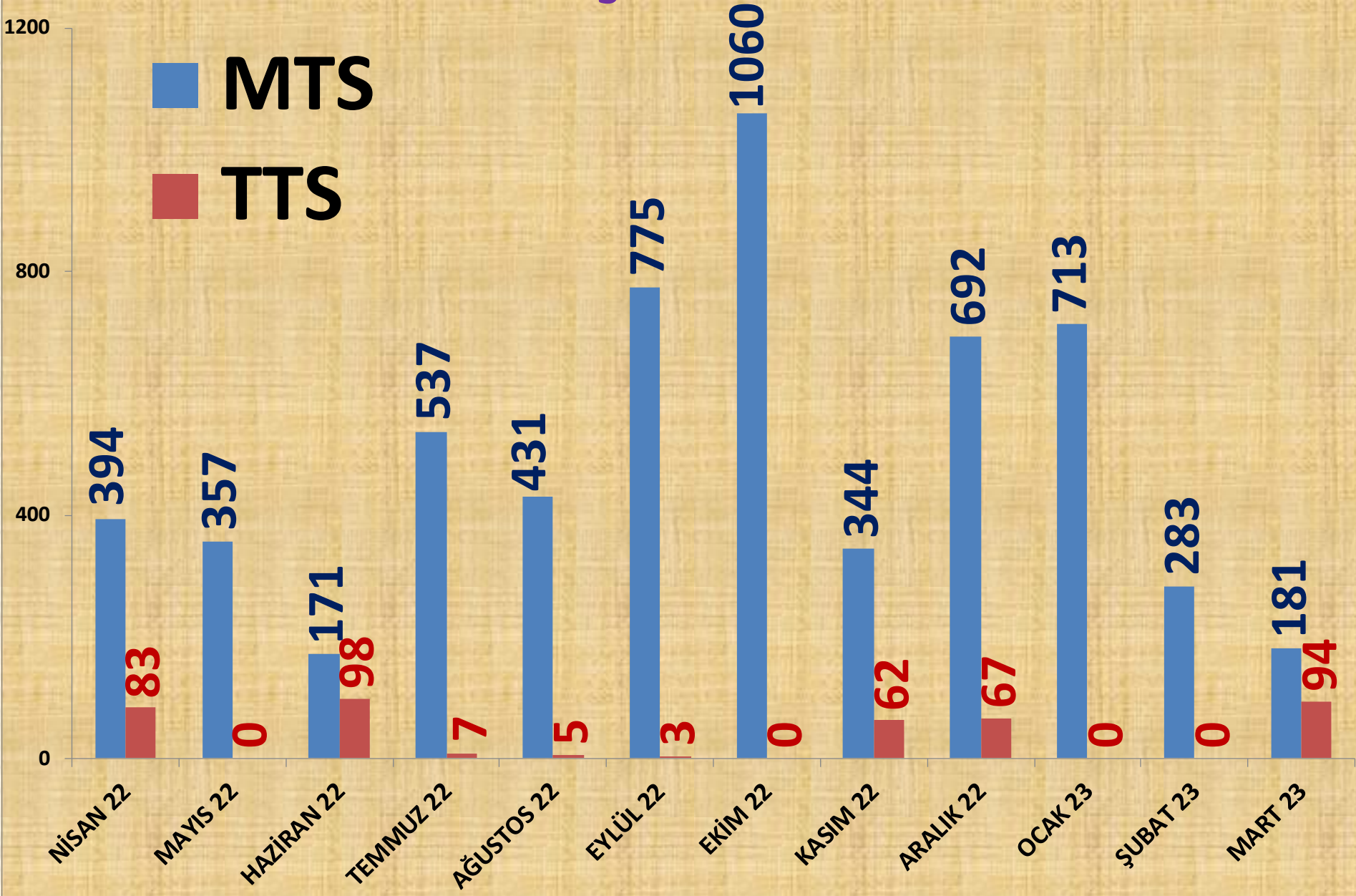
ORTALAMA FİYAT	2021 MART	2022 MART		2023 MART	
MTS	9,91 TL	97%	19,50 TL	60%	31,25 TL
TTS	-	-	-	-	30,50 TL

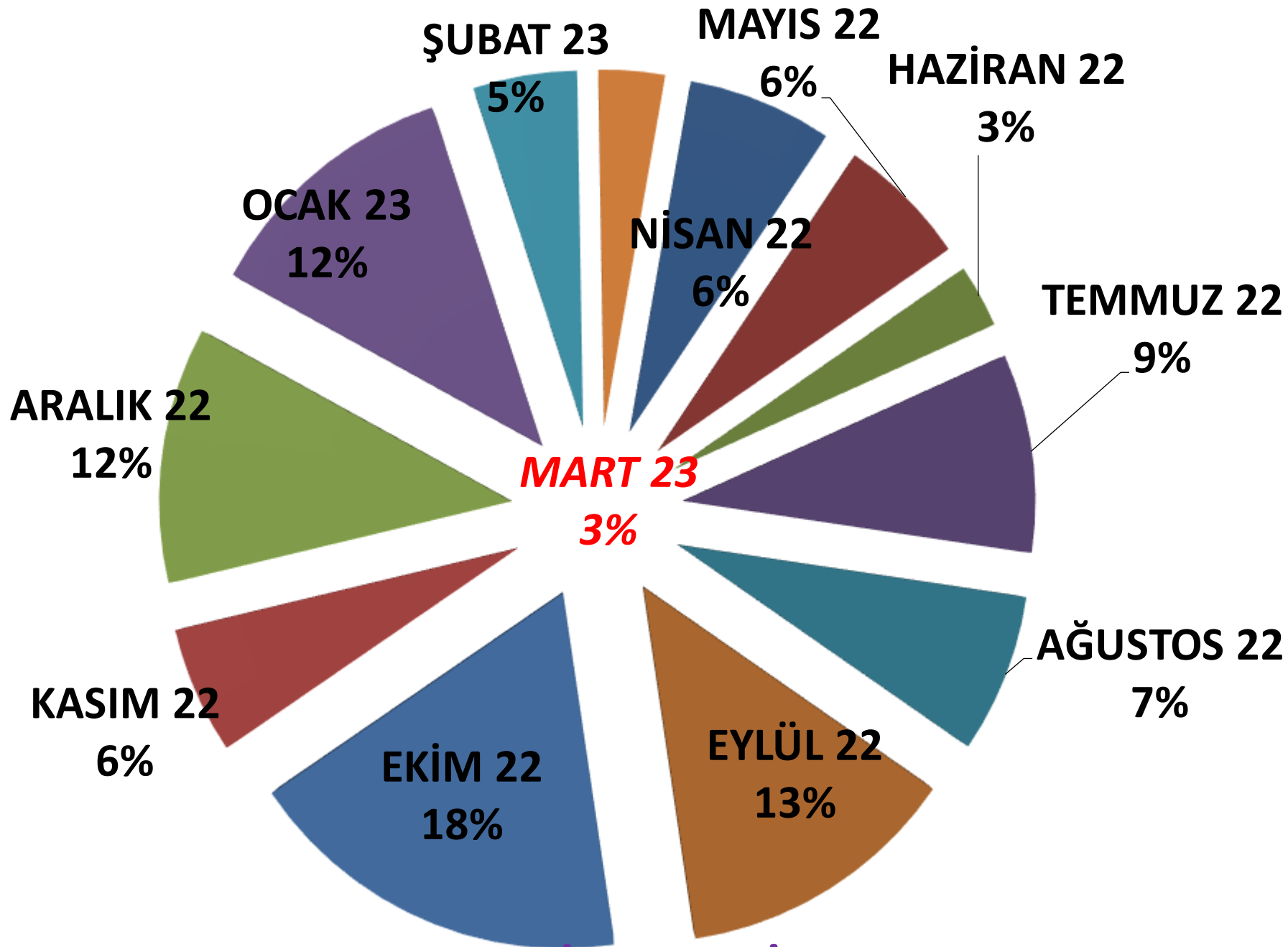
AYLIK NOHUT FİYAT TRENDİ (TL)



AYLIK NOHUT İŞLEM MİKTARI (TON)

■ MTS
■ TTS



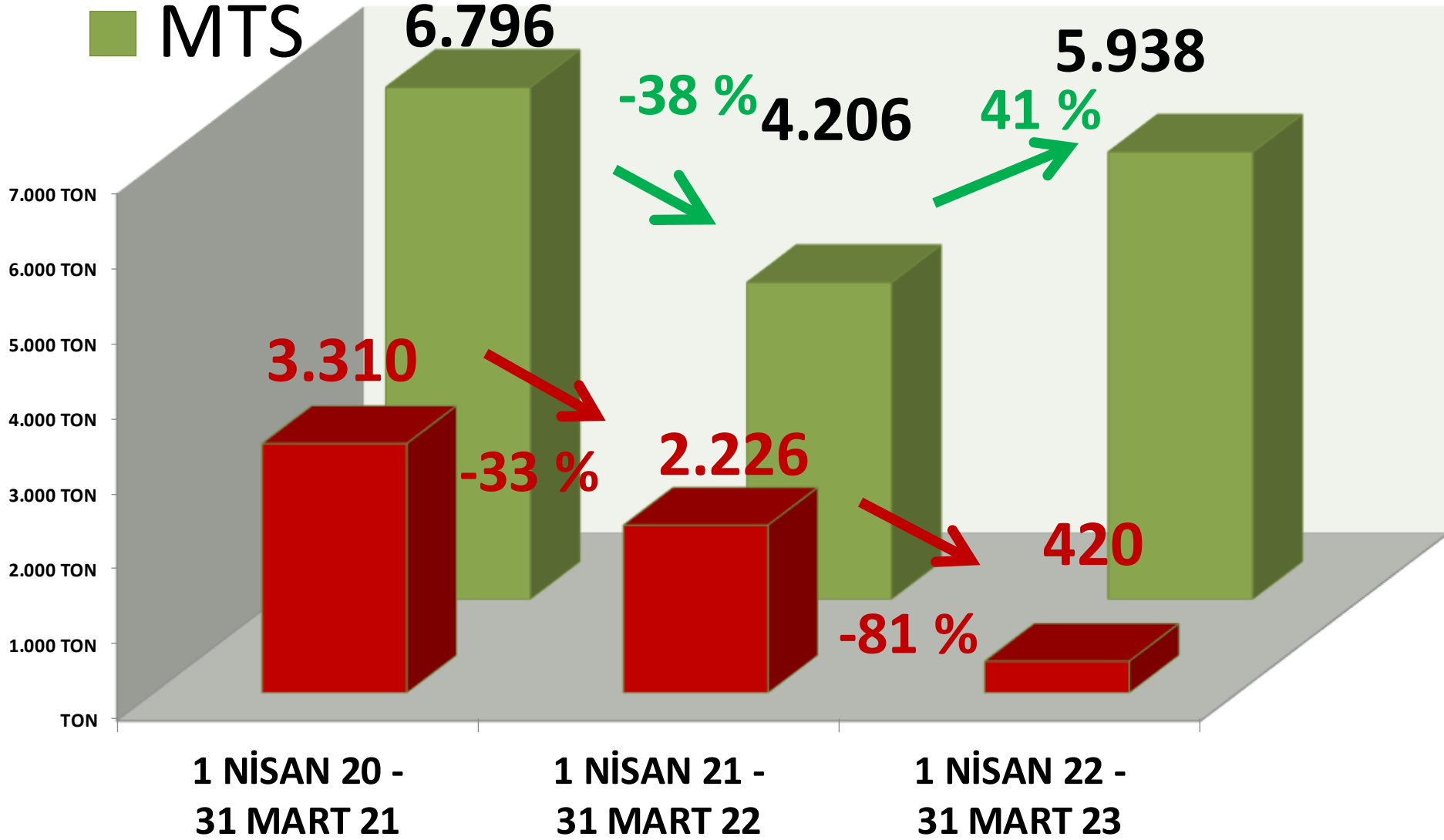


AYLIK NOHUT MTS İŞLEM MİKTARI ORANLARI

■ TTS

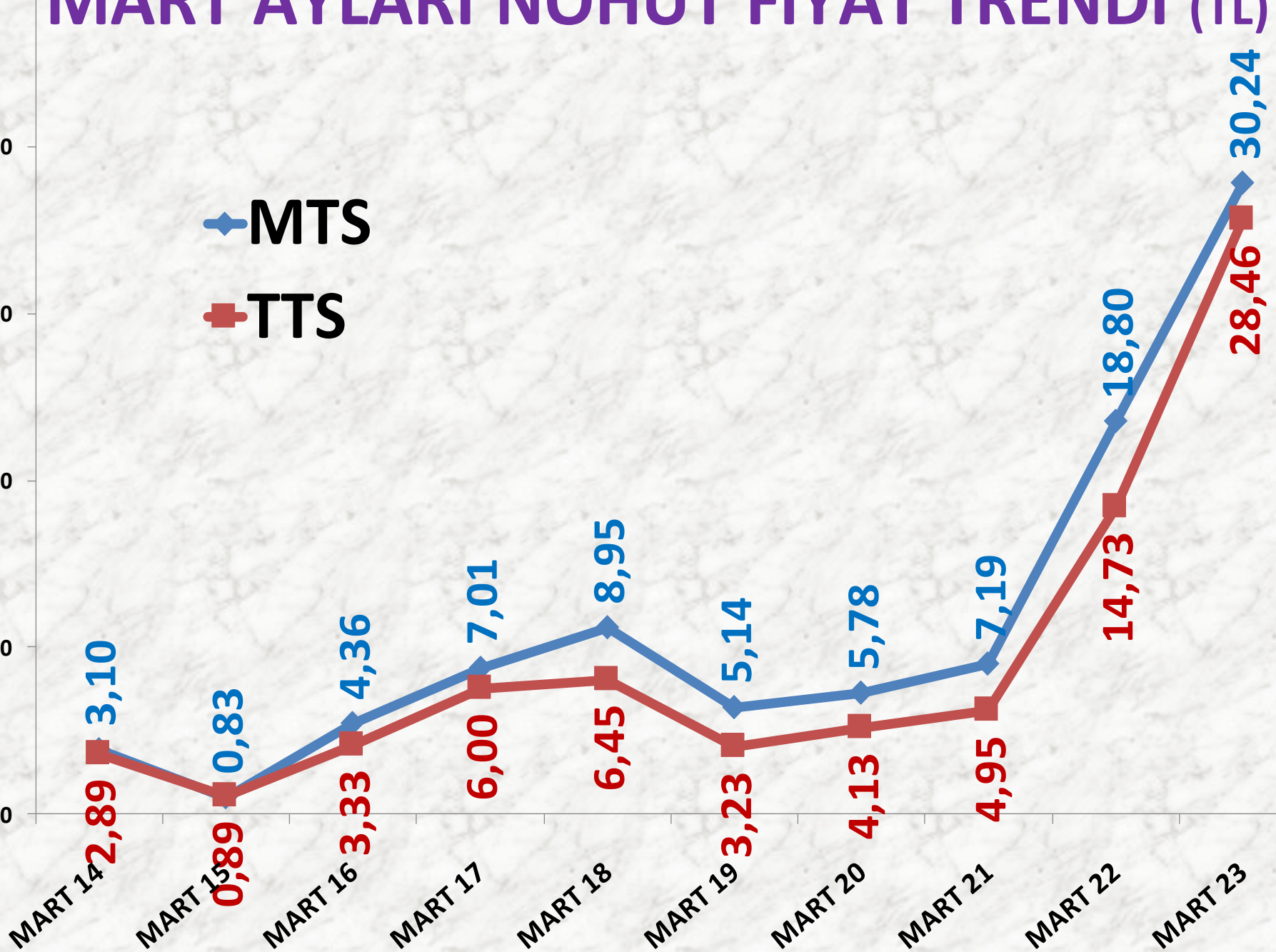
YILLIK NOHUT İŞLEM MİKTARI (TON)

■ MTS



MART AYLARI NOHUT FİYAT TRENDİ (TL)

◆ MTS
■ TTS



BEYAZ LEBLEBİ

LEBLEBİ BEYAZ 8,50 mm

İŞLEM MİKTARI TON	2021 MART		2022 MART		2023 MART	
	TTS	7 TON	8%	8 TON	-100%	0

LEBLEBİ BEYAZ 9 mm

İŞLEM MİKTARI TON	2021 MART		2022 MART		2023 MART	
	TTS	157 TON	-2%	154 TON	-96%	6 TON

BEYAZ LEBLEBİ

LEBLEBİ BEYAZ 9 + 9,50 mm

İŞLEM MİKTARI TON	2021 MART		2022 MART		2023 MART	
	TTS	38 TON	-54%	17 TON	441%	94 TON

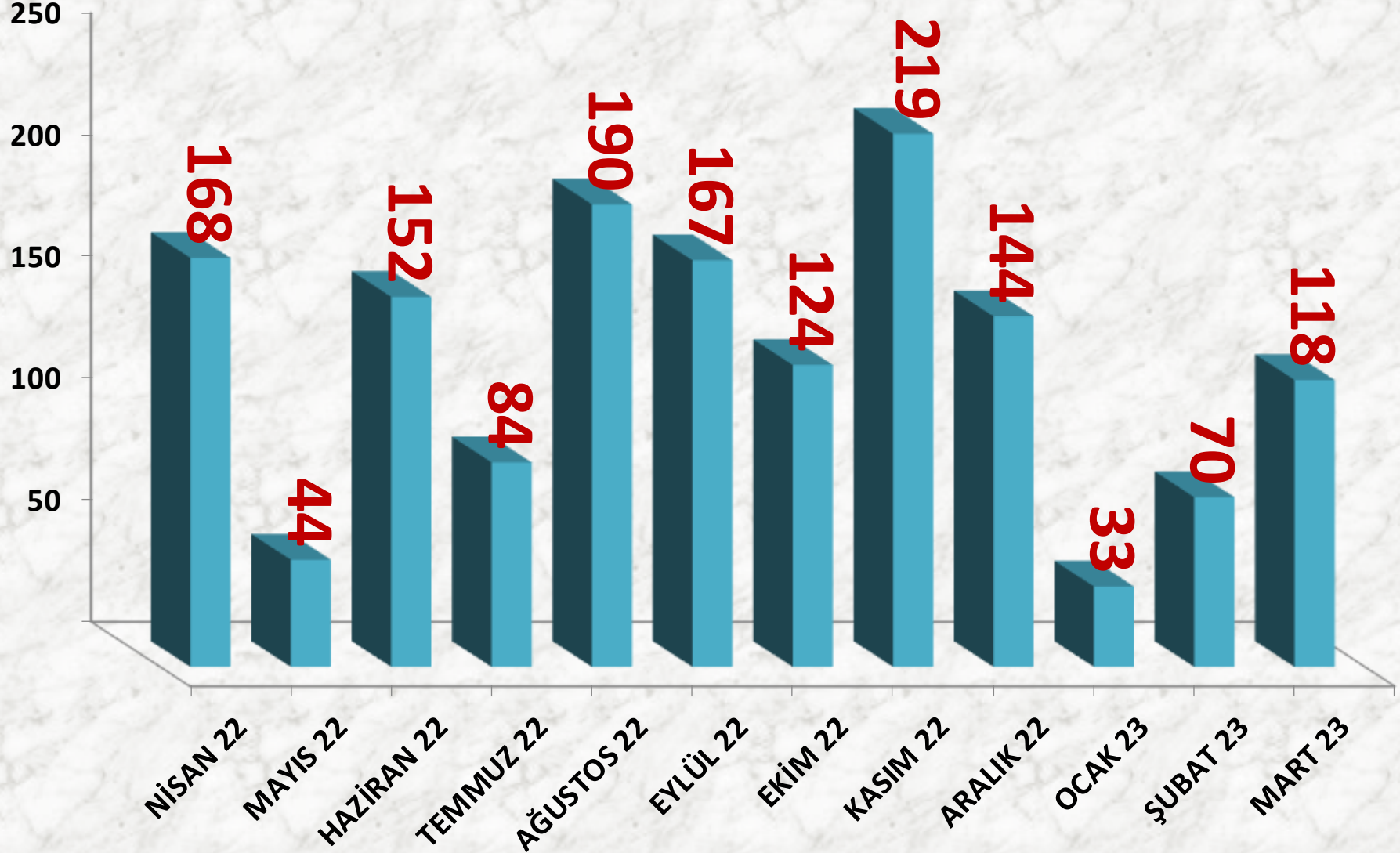
LEBLEBİ ELENTİ (Beyaz)

İŞLEM MİKTARI TON	2021 MART		2022 MART		2023 MART	
	TTS	5 TON	197%	14 TON	21%	18 TON

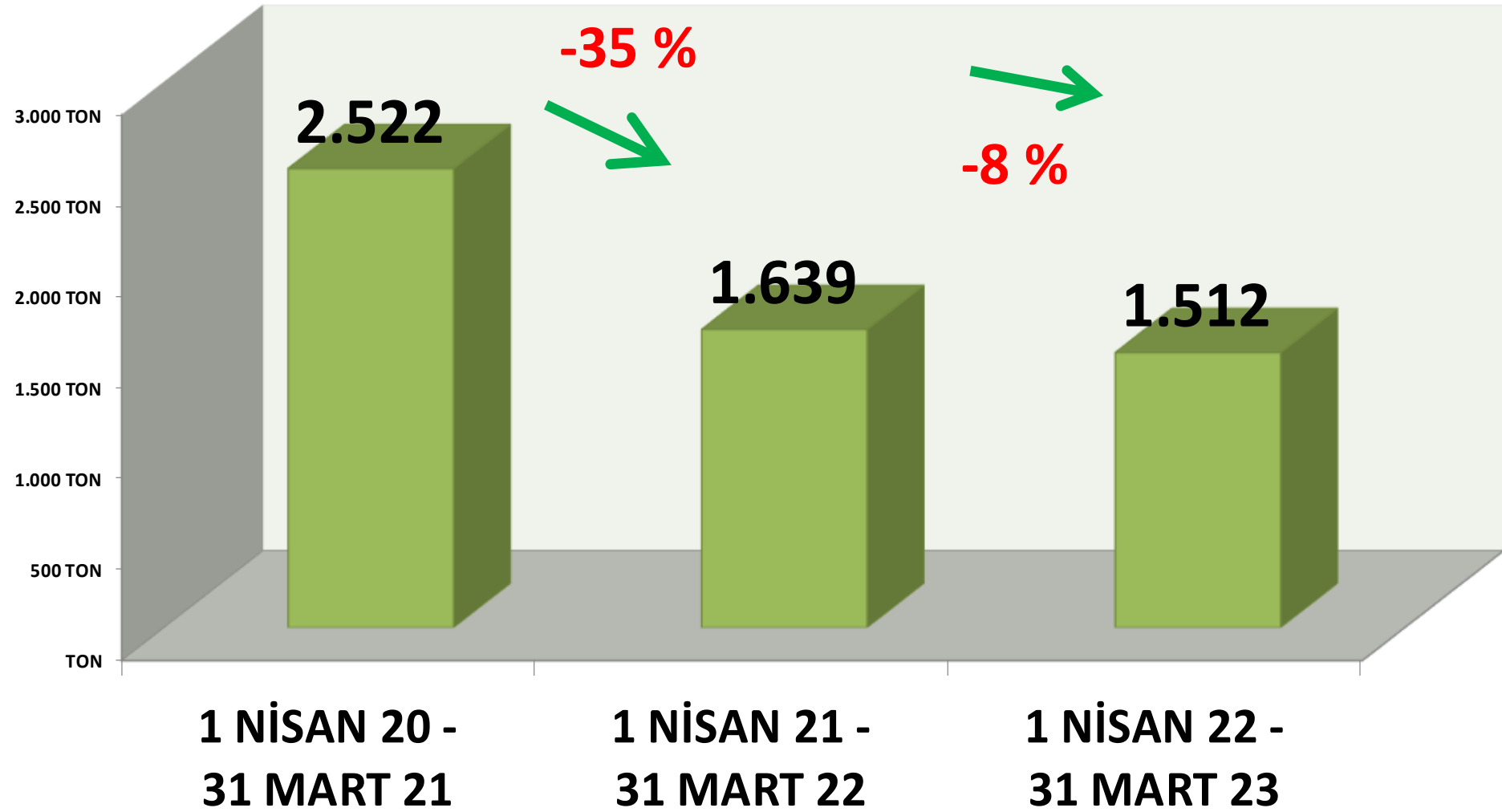
LEBLEBİ BEYAZ TOPLAM

İŞLEM MİKTARI TON	2021 MART		2022 MART		2023 MART	
	TTS	<u>207 TON</u>	-7%	<u>193 TON</u>	-39%	<u>118 TON</u>

Leblebi Beyaz İşlem Miktarı (Ton)



YILLIK TOPLAM BEYAZ LEBLEBİ İŞLEM MİKTARI (TON)



LEBLEBİ BEYAZ 8,50 mm FİYATLARI

	2021 MART	2022 MART		2023 MART	
EN AZ	7,20 TL	39%	10,00 TL	-	-
EN ÇOK	7,80 TL	92%	14,96 TL	-	-
ORTALAMA	7,59 TL	63%	12,37 TL	-	-

LEBLEBİ BEYAZ 9 mm FİYATLARI

	2021 MART	2022 MART		2023 MART	
EN AZ	11,00 TL	82%	20,00 TL	150%	50,00 TL
EN ÇOK	20,00 TL	65%	33,00 TL	76%	58,00 TL
ORTALAMA	14,61 TL	82%	26,51 TL	103%	53,94 TL

LEBLEBİ BEYAZ 9 + 9,50 mm FİYATLARI

	2021 MART	2022 MART		2023 MART	
EN AZ	8,17 TL	96%	16,00 TL	175%	44,06 TL
EN ÇOK	11,00 TL	54%	16,90 TL	186%	48,25 TL
ORTALAMA	9,23 TL	77%	16,37 TL	191%	47,65 TL

LEBLEBİ ELENTİ (Beyaz) Fiyatları

ORTALAMA FİYAT	2021 MART	2022 MART		2023 MART	
	3,16 TL	109%	6,61 TL	88%	12,43 TL

SARI LEBLEBİ

LEBLEBİ SARI 9 mm

İŞLEM MİKT. TON	2021 MART		2022 MART		2023 MART	
	TTS	215 TON	-97%	6 TON	24%	8 TON

LEBLEBİ SARI 9,50 mm

İŞLEM MİKT. TON	2021 MART		2022 MART		2023 MART	
	TTS	526 TON	-100%	2 TON	29%	3 TON

LEBLEBİ SARI 9,75 mm

İŞLEM MİKT. TON	2021 MART		2022 MART		2023 MART	
	TTS	629 TON	-90%	63 TON	-55%	28 TON

LEBLEBİ SARI 10 mm

İŞLEM MİKT. TON	2021 MART	2022 MART		2023 MART	
TTS	483 TON	23%	596 TON	-26%	441 TON

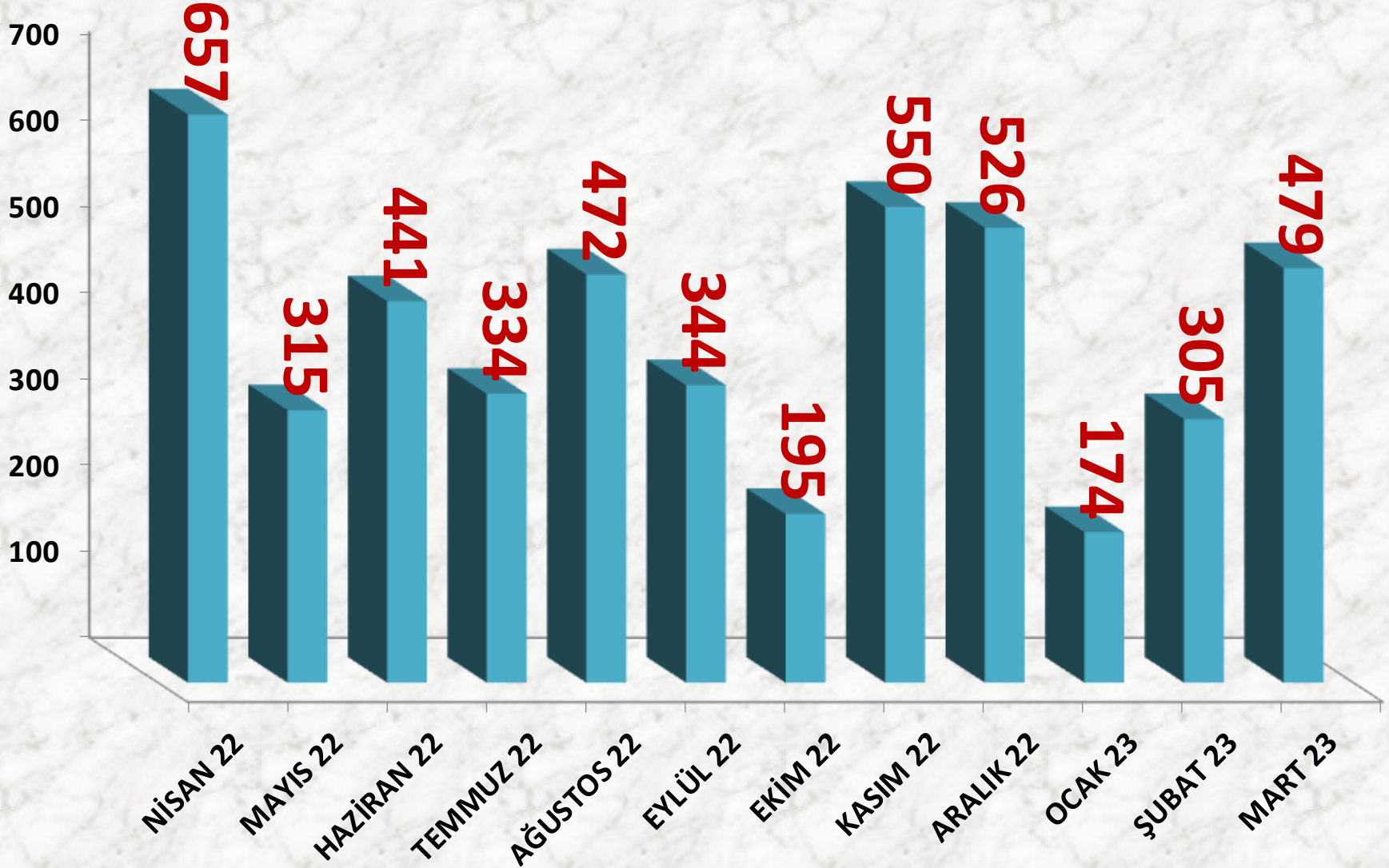
LEBLEBİ KALBURALTI (SARI)

İŞLEM MİKT. TON	2021 MART	2022 MART		2023 MART	
TTS	17 TON	235%	57 TON	-100%	0

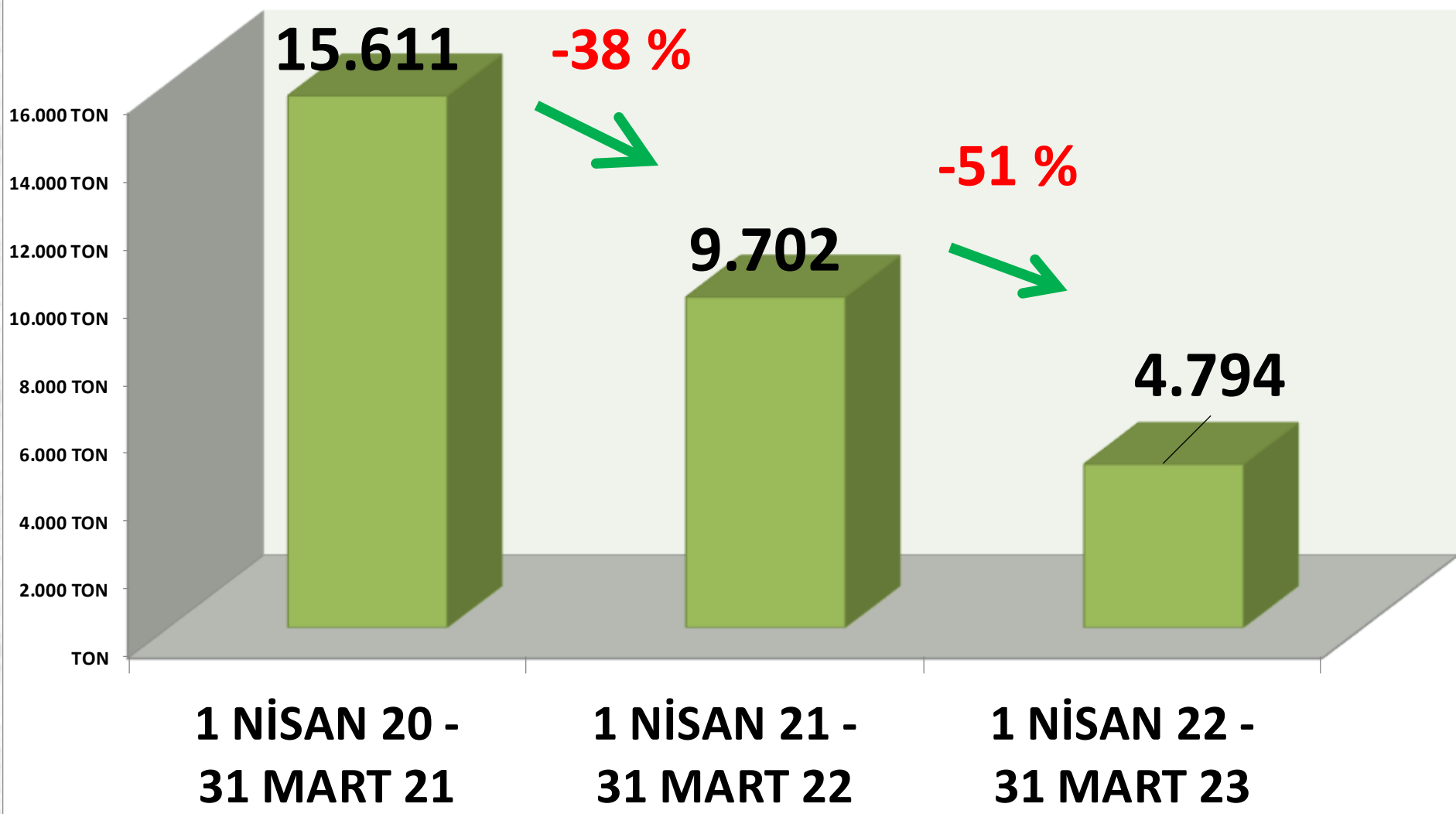
LEBLEBİ SARI TOPLAM

İŞLEM MİKT. TON	2021 MART	2022 MART		2023 MART	
TTS	<u>1.870 TON</u>	-61%	<u>724 TON</u>	-34%	<u>479 TON</u>

Leblebi Sarı İşlem Miktarı (Ton)



YILLIK TOPLAM SARI LEBLEBİ İŞLEM MİKTARI (TON)



LEBLEBİ SARI 9 mm FİYATLARI

	2021 MART	2022 MART		2023 MART	
EN AZ	5,00 TL	100%	10,00 TL	148%	24,83 TL
EN ÇOK	7,00 TL	71%	12,00 TL	150%	30,00 TL
ORTALAMA	6,27 TL	89%	11,88 TL	135%	27,92 TL

LEBLEBİ SARI 9,50 mm FİYATLARI

	2021 MART	2022 MART		2023 MART	
EN AZ	7,10 TL	111%	15,00 TL	113%	32,00 TL
EN ÇOK	9,00 TL	67%	15,00 TL	117%	32,50 TL
ORTALAMA	8,30 TL	81%	15,00 TL	114%	32,11 TL

LEBLEBİ SARI 9,75 mm FİYATLARI

	2021 MART	2022 MART		2023 MART	
EN AZ	9,00 TL	78%	16,00 TL	125%	36,00 TL
EN ÇOK	11,00 TL	69%	18,60 TL	115%	40,00 TL
ORTALAMA	9,73 TL	77%	17,20 TL	116%	37,17 TL

LEBLEBİ SARI 10 mm FİYATLARI

	2021 MART	2022 MART		2023 MART	
EN AZ	11,00 TL	68%	18,50 TL	122%	41,00 TL
EN ÇOK	14,75 TL	144%	36,00 TL	81%	65,00 TL
ORTALAMA	12,84 TL	91%	24,55 TL	101%	49,42 TL


LEBLEBİ KALBURALTI (SARI) FİYATLARI

	2021 MART	2022 MART		2023 MART	
ORTALAMA FİYAT	3,50 TL	149%	8,70 TL	-	-

YILLIK YURTIÇİ TOPLAM LEBLEBİ İŞLEM MİKTARI

MIKTAR	1 NİSAN 20 - 31 MART 21	1 NİSAN 21 - 31 MART 22	1 NİSAN 22 - 31 MART 23		
SARI	15.611 TON	-38%	9.702 TON	-51%	4.794 TON
BEYAZ	2.522 TON	-35%	1.639 TON	-8%	1.512 TON
KAPL.+KIRIK	4.540 TON	-50%	2.261 TON	-2%	2.218 TON
LEBLEBİ TOPLAM	22.674 TON	-40%	13.602 TON	-37%	8.523 TON

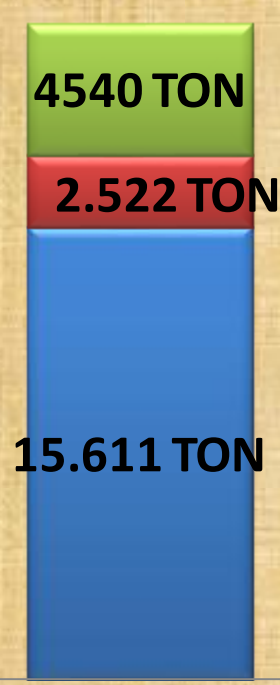
YILLIK TOPLAM TTS LEBLEBİ TESCİLİ

 KAPL. + KIRIK

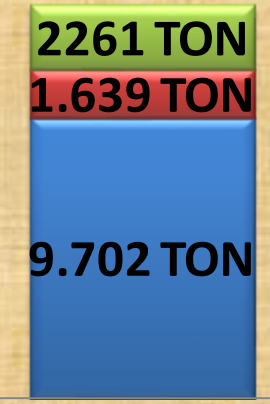
 BEYAZ

 SARI

40.000 TON
35.000 TON
30.000 TON
25.000 TON
20.000 TON
15.000 TON
10.000 TON
5.000 TON
TON




-40 %




-37 %



1 NİSAN 20 -
31 MART 21

1 NİSAN 21 -
31 MART 22

1 NİSAN 22 -
31 MART 23

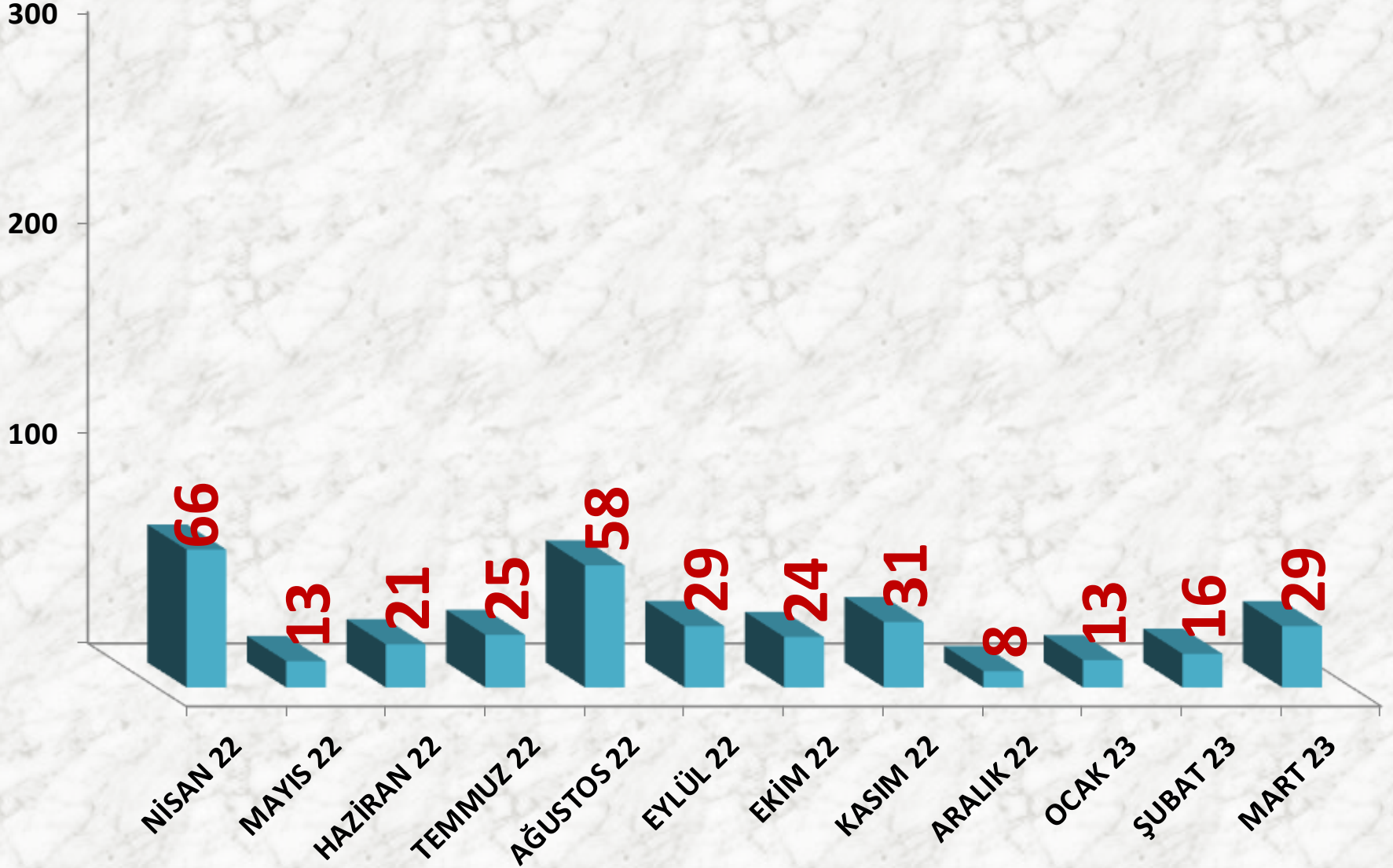
LEBLEBİ İHRACAT MİKTARLARI

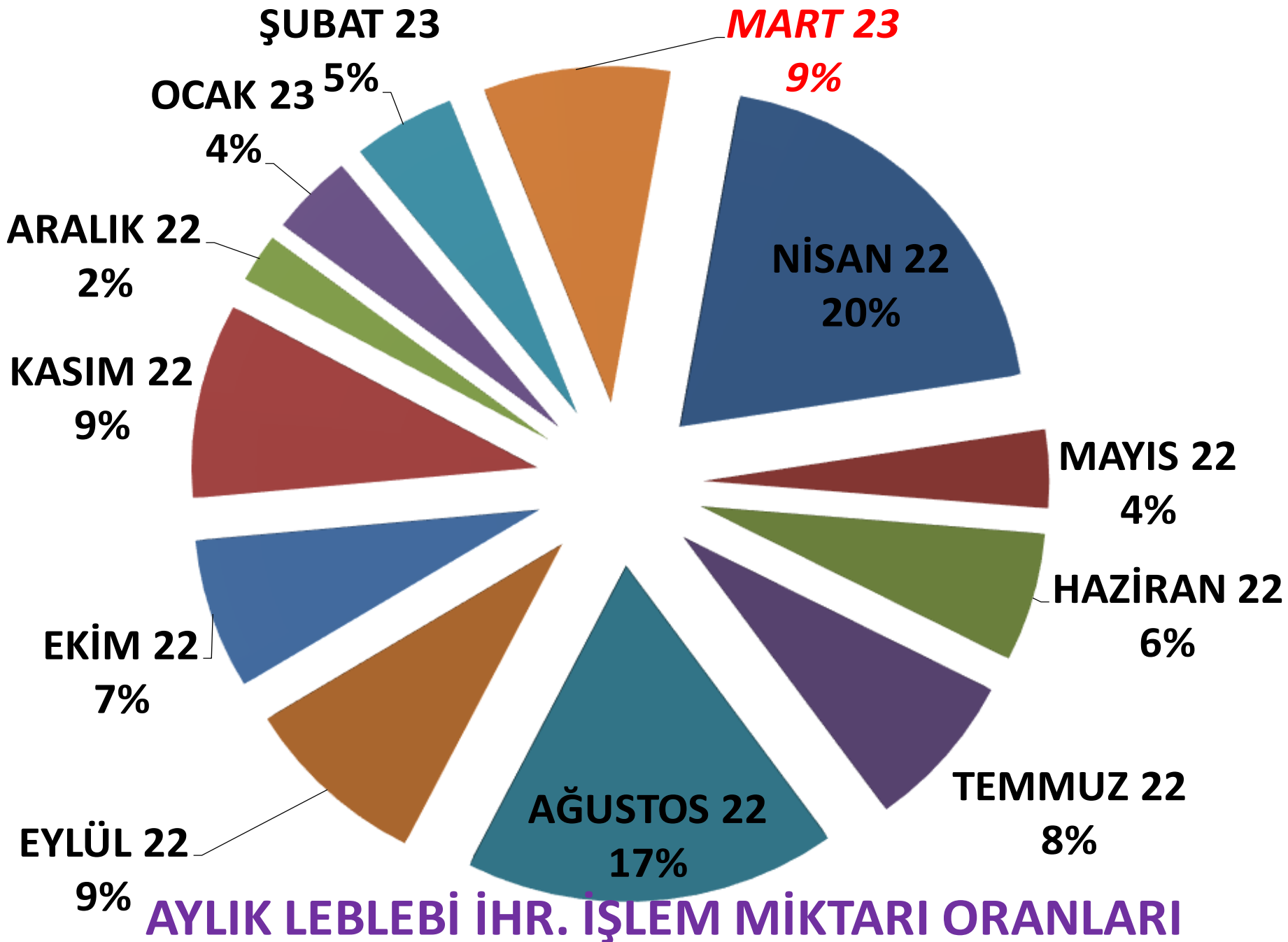
2021 MART	
SARI LEBLEBİ	54.130 kg.
BEYAZ LEBLEBİ	18.600 kg.
KAPLAMALI LEBLEBİ	1.196 kg.
KIRIK LEBLEBİ	-
LEBLEBİ UNU	7.100 kg.
LEBLEBİ KALBURALTI	-
TOPLAM	81.026 kg.

2022 MART	
SARI LEBLEBİ	41.466 kg.
BEYAZ LEBLEBİ	25.122 kg.
KAPLAMALI LEBLEBİ	3.740 kg.
KIRIK LEBLEBİ	-
LEBLEBİ UNU	-
LEBLEBİ KALBURALTI	-
TOPLAM	70.328 kg.

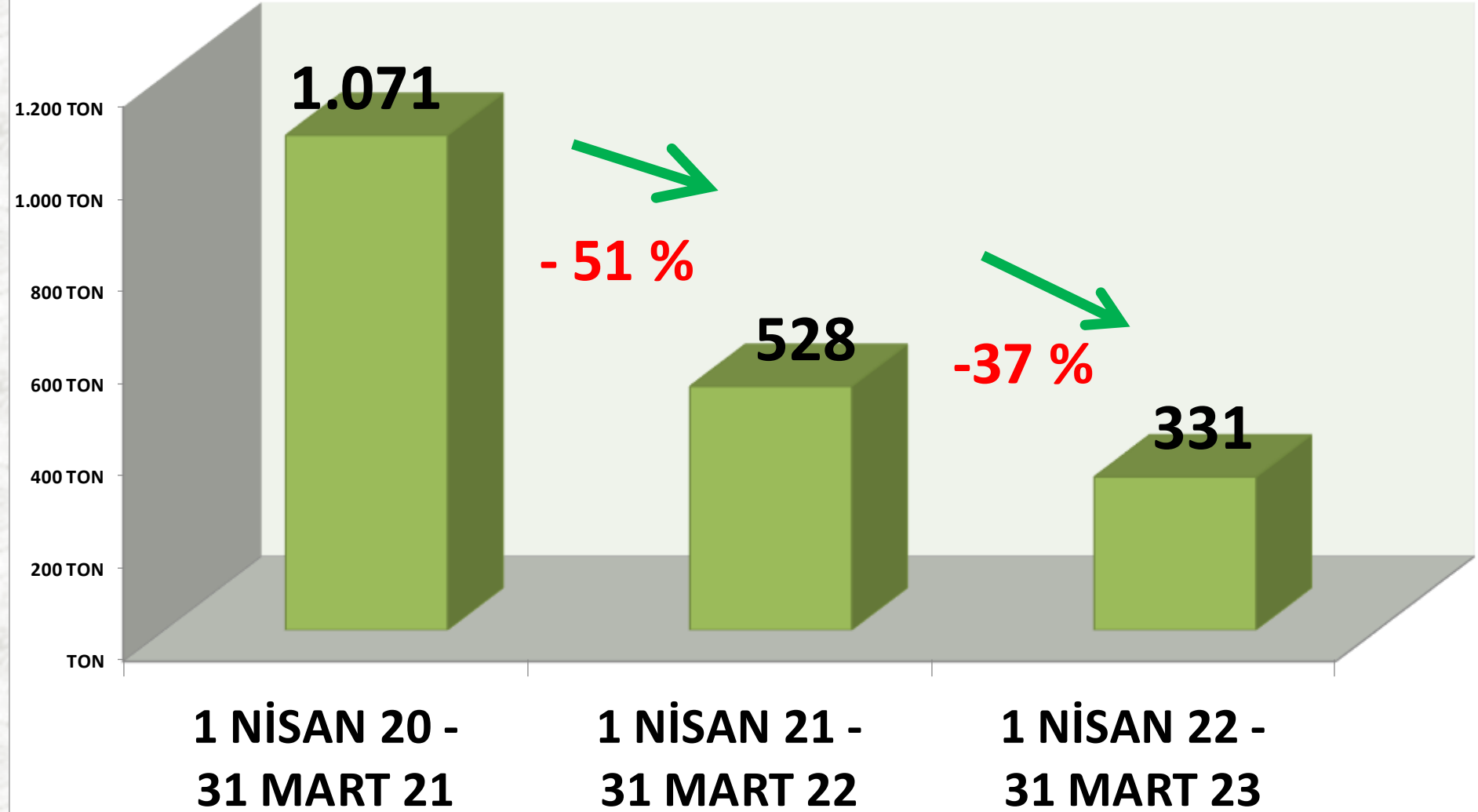
2023 MART	
SARI LEBLEBİ	24.308 kg.
BEYAZ LEBLEBİ	2.728 kg.
KAPLAMALI LEBLEBİ	2.064 kg.
KIRIK LEBLEBİ	-
LEBLEBİ UNU	-
LEBLEBİ KALBURALTI	-
TOPLAM	29.100 kg.

Leblebi İhracat (Ton)





YILLIK TOPLAM LEBLEBİ İHRACAT MİKTARI (TON)



AYÇEKİRDEĞİ

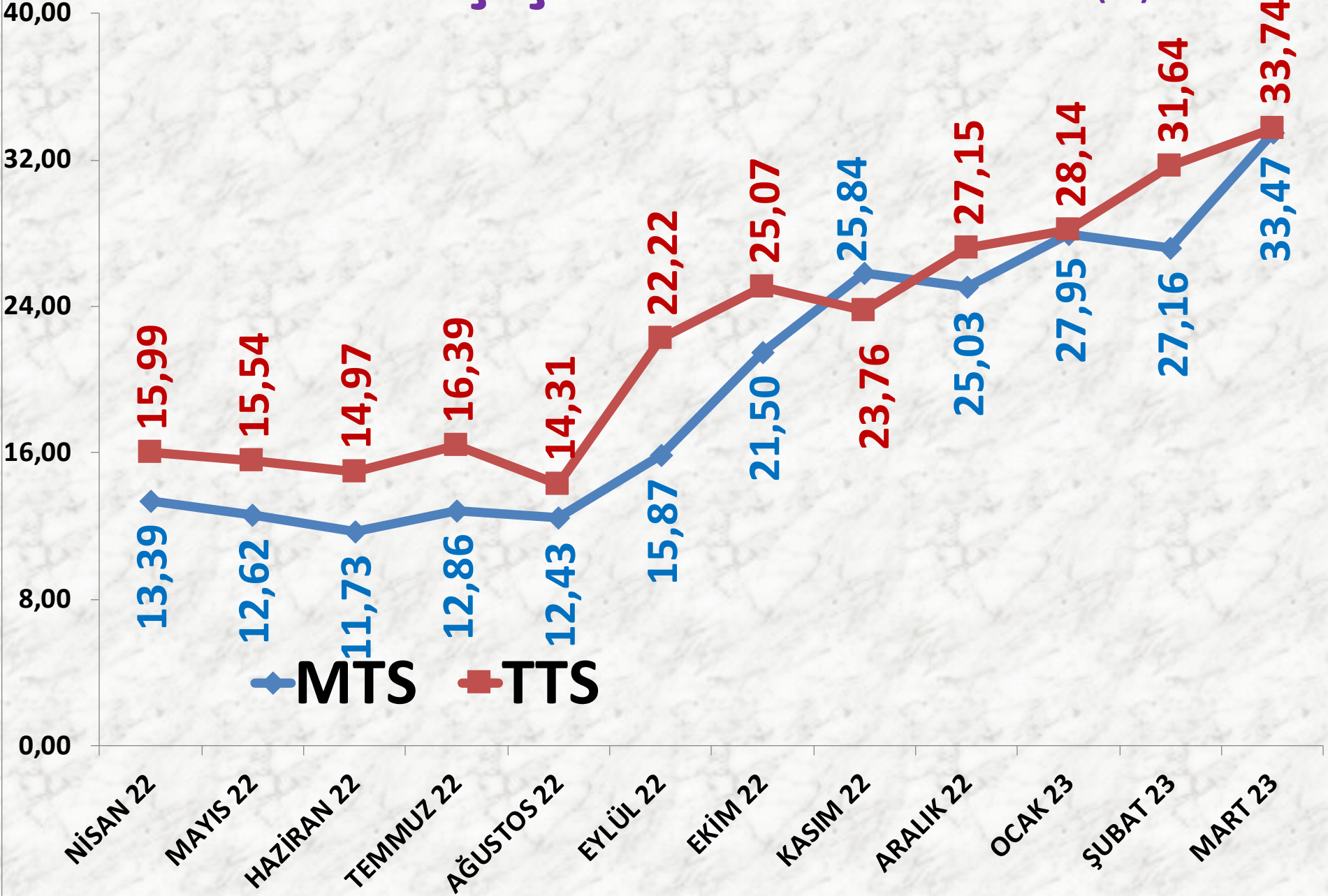
İŞLEM MİKTARI TON	2021 MART	2022 MART		2023 MART	
MTS	1.485 TON	49%	2.214 TON	-69%	696 TON
TTS	1.462 TON	53%	2.232 TON	-63%	826 TON

EN AZ FİYAT	2021 MART	2022 MART		2023 MART	
MTS	9,00 TL	-32%	6,12 TL	333%	26,47 TL
TTS	7,75 TL	5%	8,11 TL	233%	27,00 TL

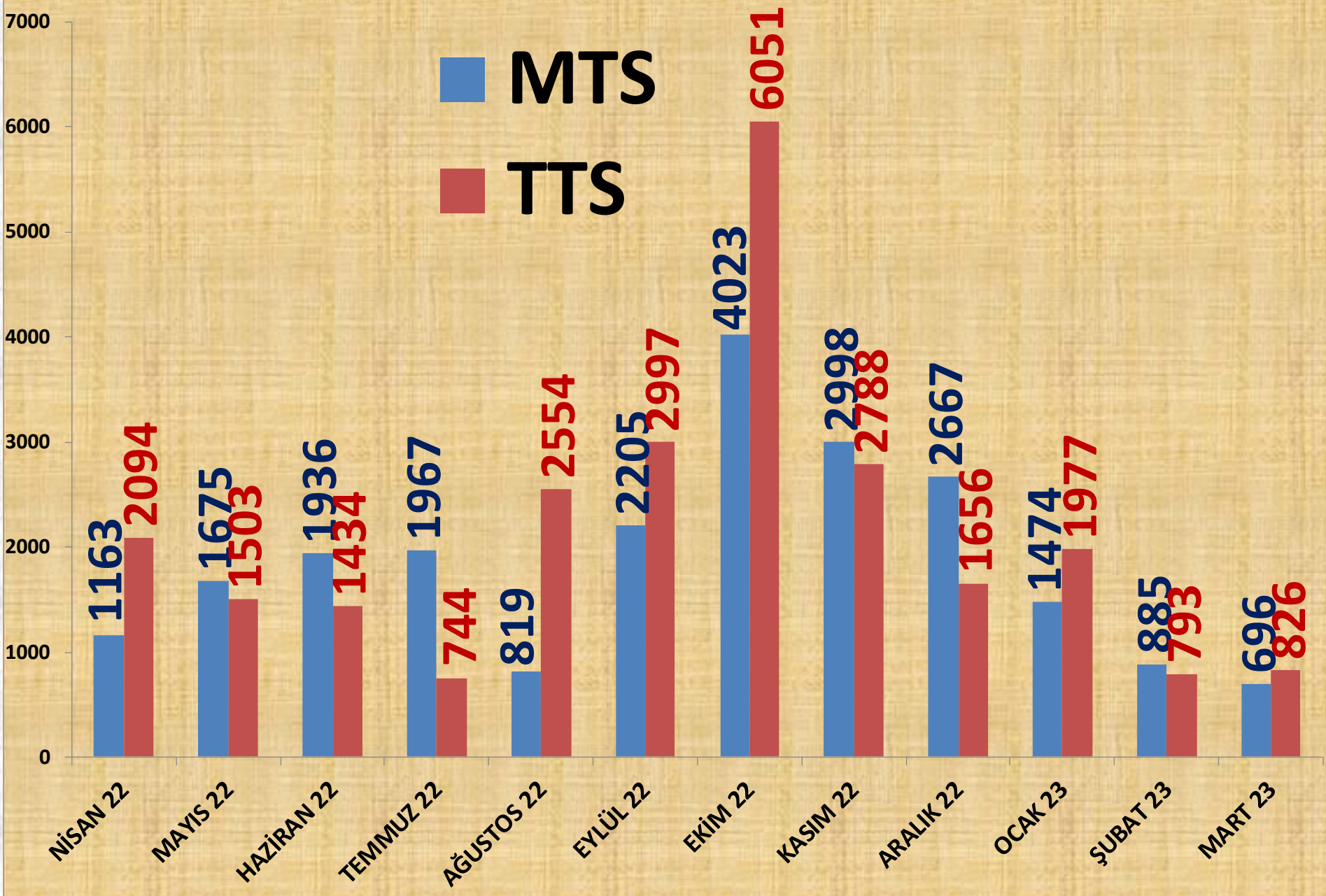
EN ÇOK FİYAT	2021 MART	2022 MART		2023 MART	
MTS	15,49 TL	10%	17,00 TL	165%	45,00 TL
TTS	16,15 TL	59%	25,75 TL	105%	52,87 TL

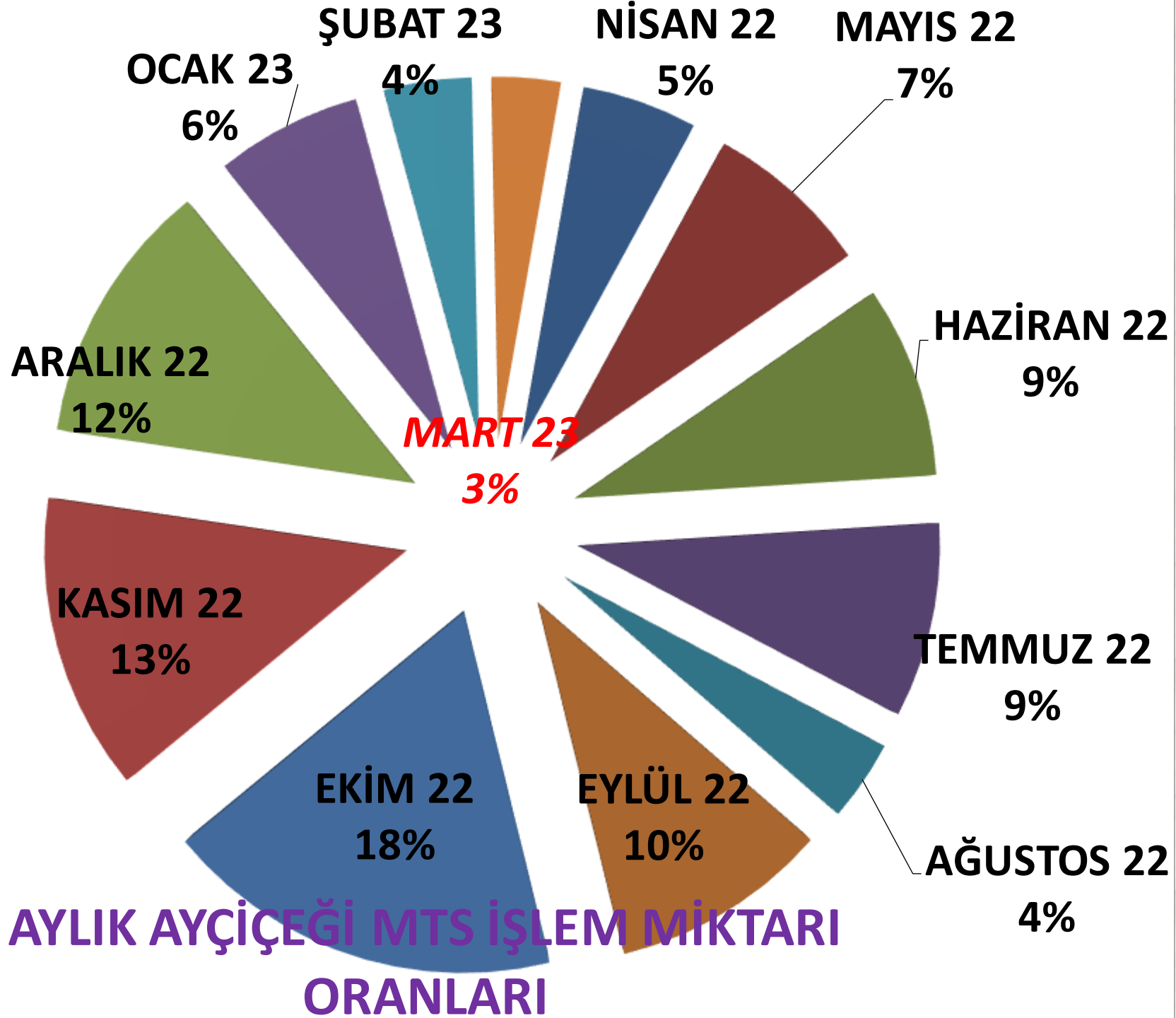
ORTALAMA FİYAT	2021 MART	2022 MART		2023 MART	
MTS	12,58 TL	-21%	9,89 TL	238%	33,47 TL
TTS	11,77 TL	12%	13,17 TL	156%	33,74 TL

AYLIK AYÇİÇEĞİ FİYAT TRENDİ (TL)



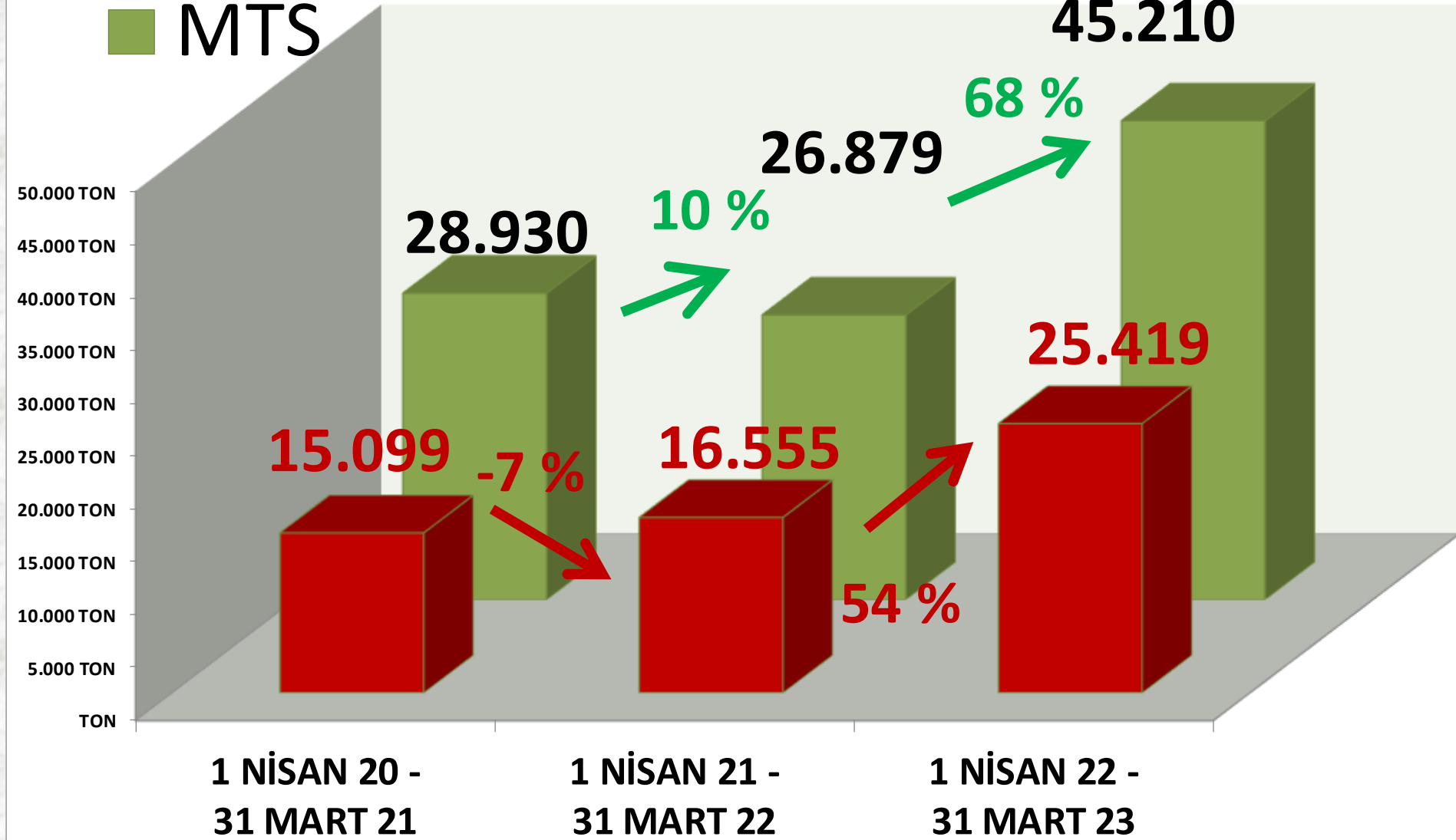
AYLIK AYÇİÇEĞİ İŞLEM MİKTARI (TON)





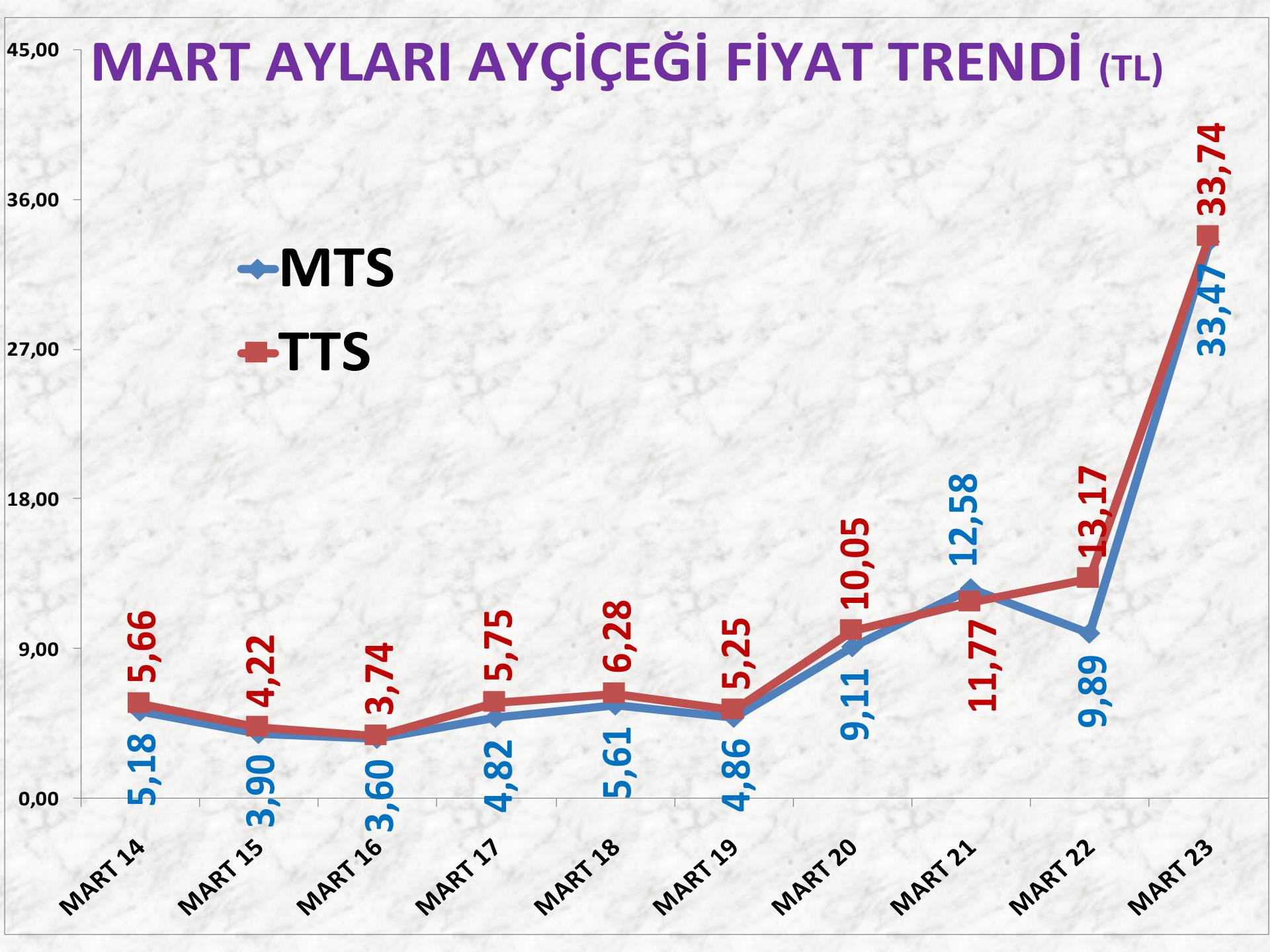
■ TTS YILLIK AYÇİÇEĞİ İŞLEM MİKTARI (TON)

■ MTS



MART AYLARI AYÇİÇEĞİ FİYAT TRENDİ (TL)

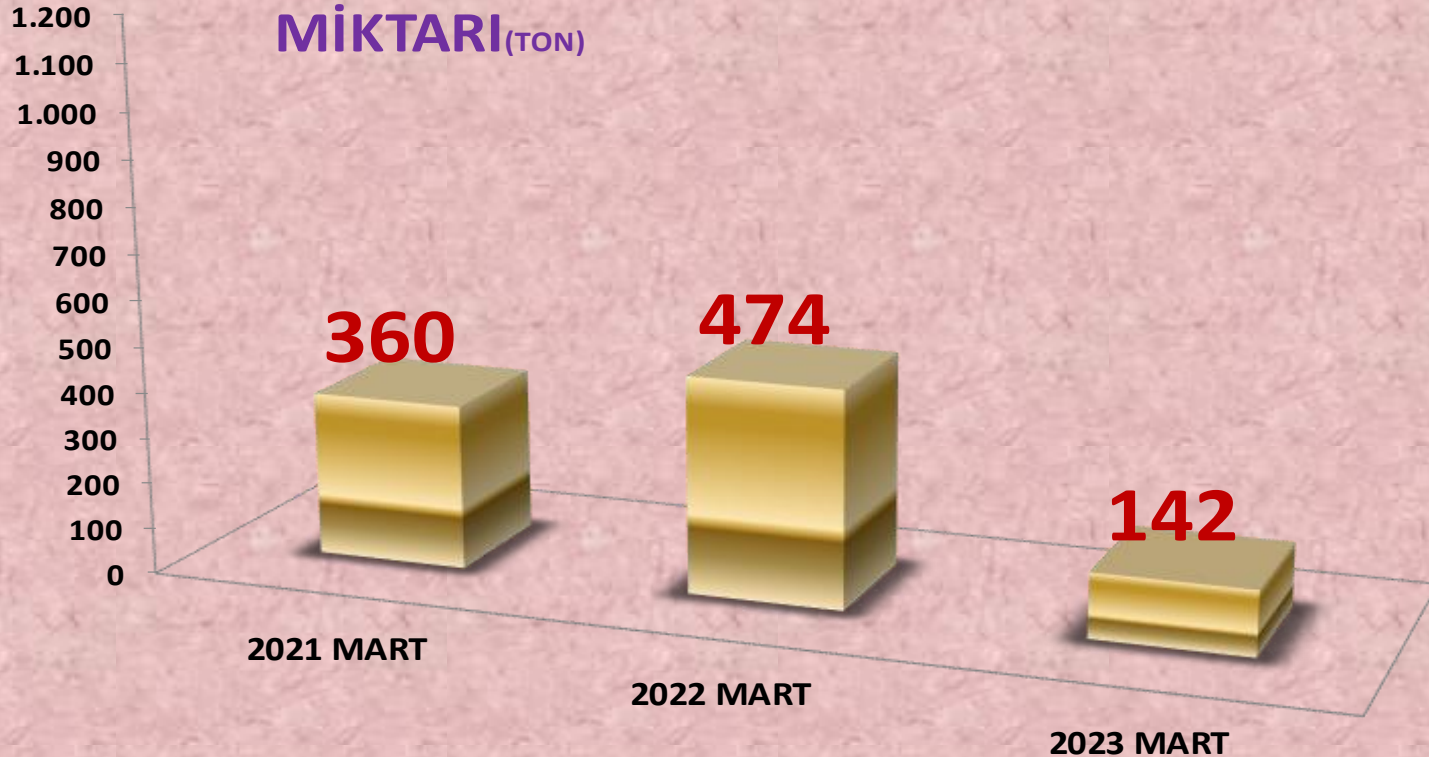
◆ MTS
■ TTS



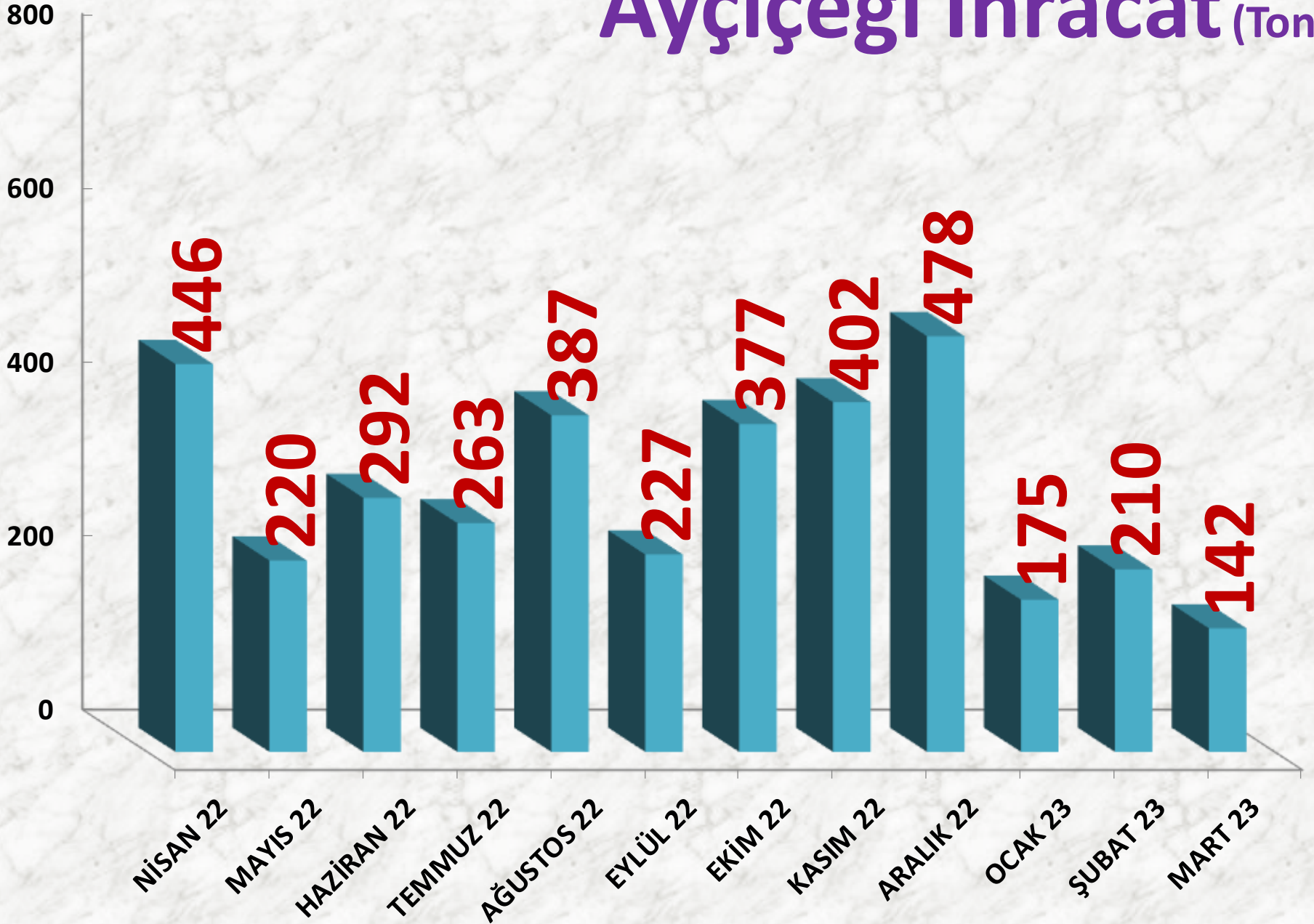
AYÇEKİRDEĞİ İHRACATI

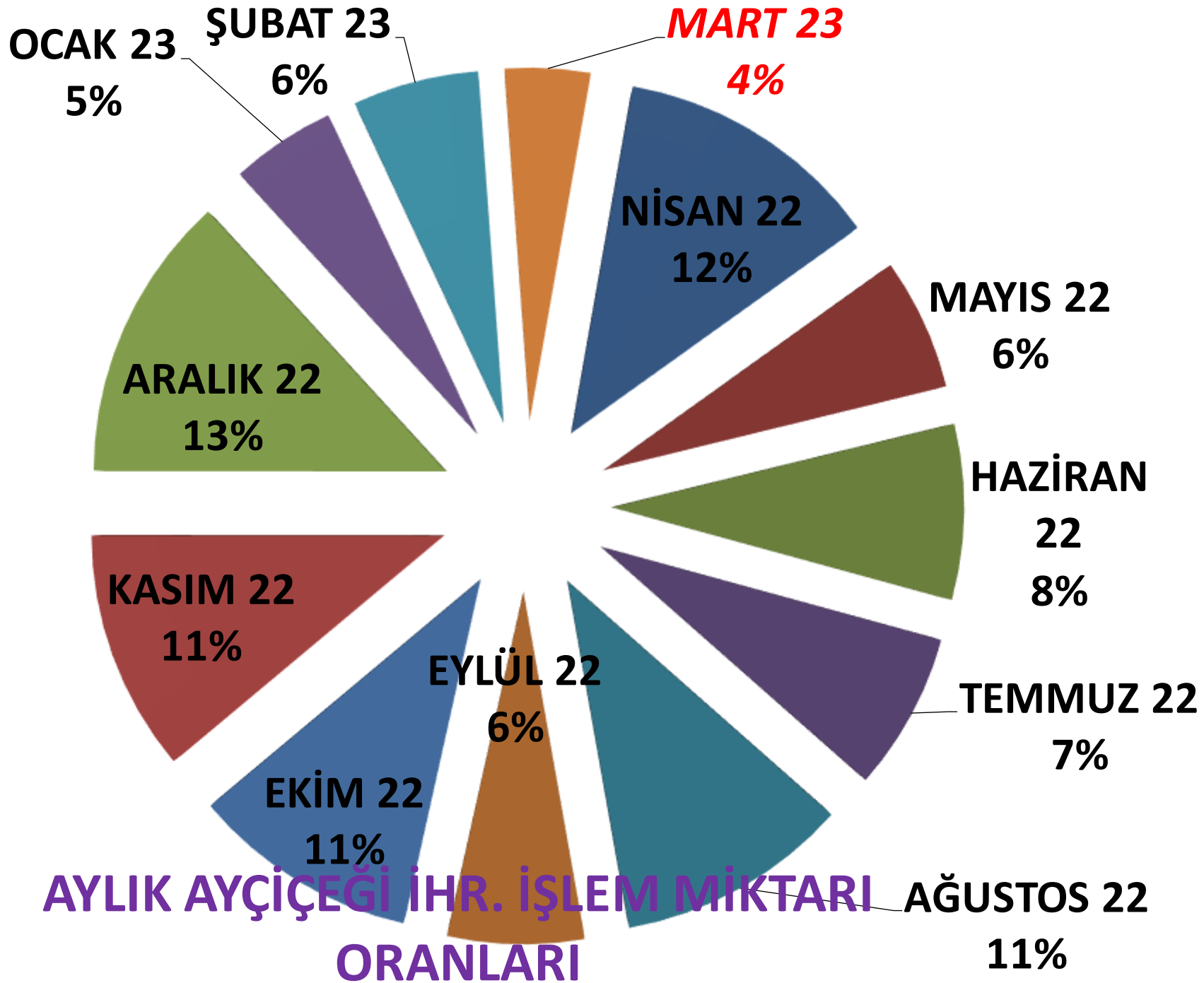
	2021 MART	2022 MART		2023 MART	
İHRACAT	360 TON	32%	474 TON	-70%	142 TON

AYÇEKİRDEĞİ İHRACAT MİKTARI (TON)

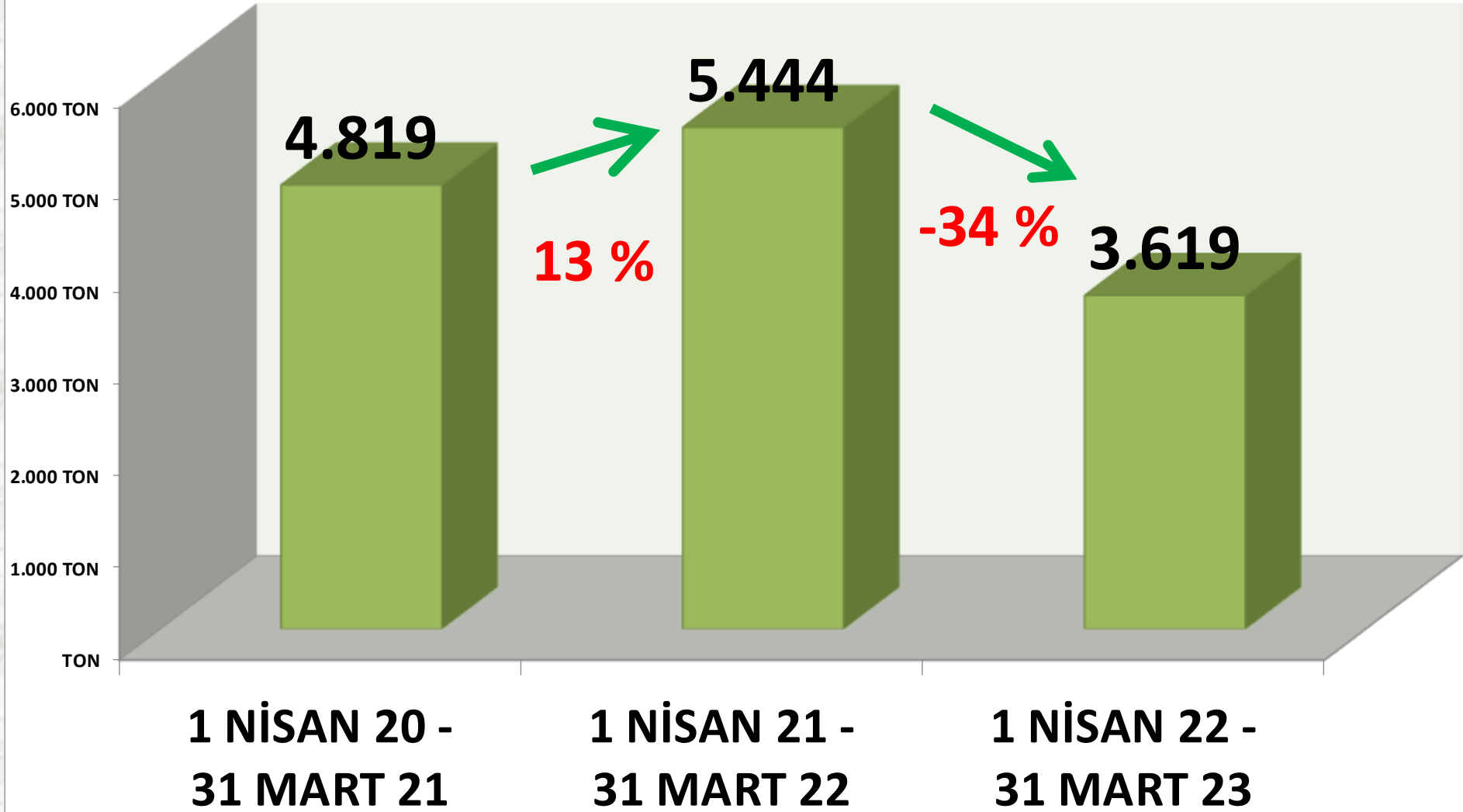


Ayçiçeği İhracat (Ton)





YILLIK TOPLAM AYÇIĞEĞİ İHRACAT MİKTARI (TON)



SÜT

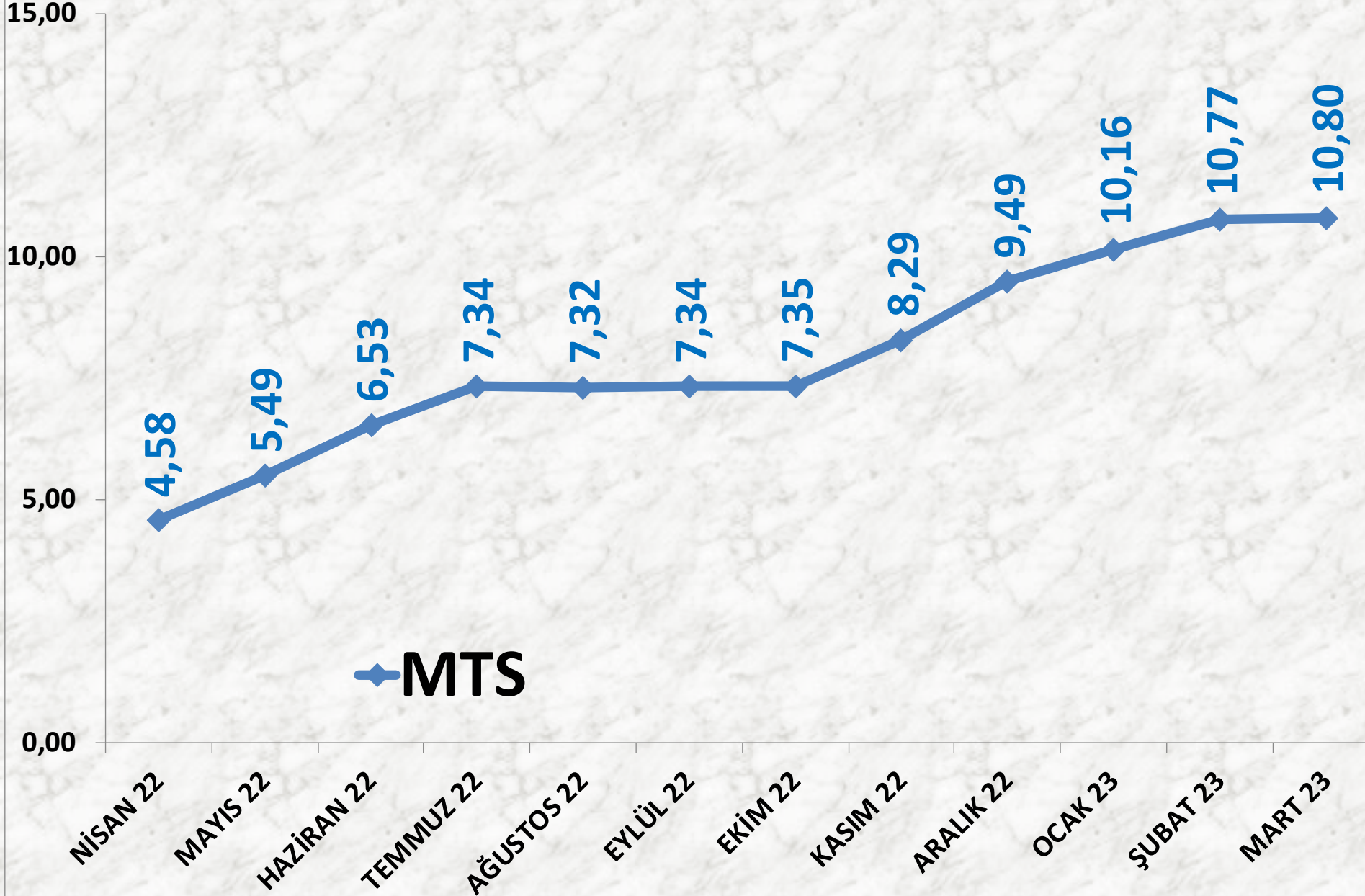
İŞLEM MİKTARI (M³)	2021 MART	2022 MART		2023 MART	
MTS	29.222 M ³	-1%	28.950 M ³	-7%	26.941 M ³

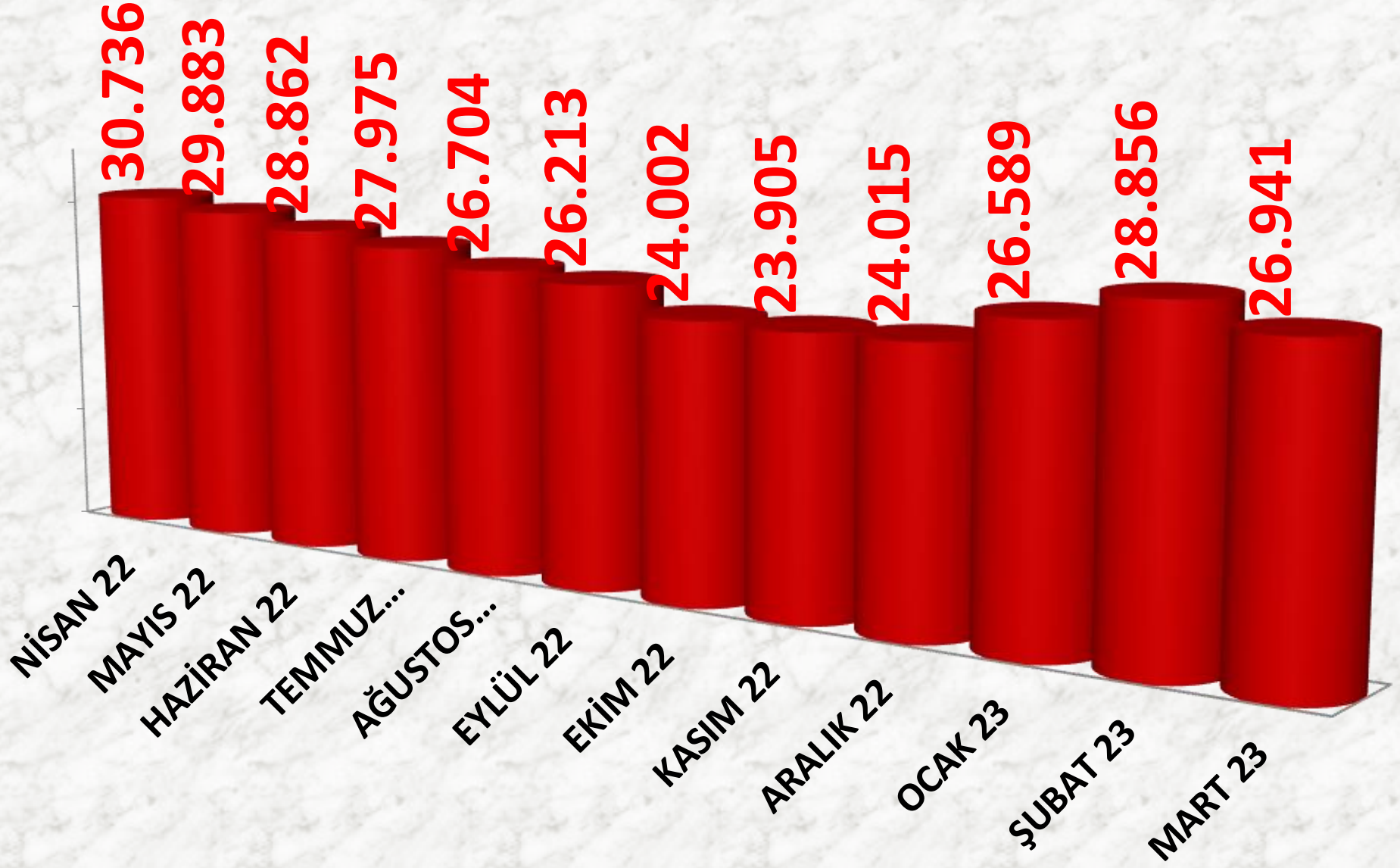
EN AZ FİYAT	2021 MART	2022 MART		2023 MART	
MTS	2,50 TL	33%	3,32 TL	171%	9,00 TL

EN ÇOK FİYAT	2021 MART	2022 MART		2023 MART	
MTS	3,17 TL	111%	6,69 TL	87%	12,50 TL

ORTALAMA FİYAT	2021 MART	2022 MART		2023 MART	
MTS	2,73 TL	68%	4,57 TL	136%	10,80 TL

AYLIK İNEK SÜTÜ FİYAT TRENDİ_(TL)





AYLIK SÜT İŞLEM MİKTARI (M³)

ŞUBAT 23

9%

OCAK 23

8%

ARALIK 22

8%

KASIM 22

7%

EKİM 22

7%

EYLÜL 22

8%

MART 23

8%

NİSAN 22

10%

MAYIS 22

9%

HAZİRAN 22

9%

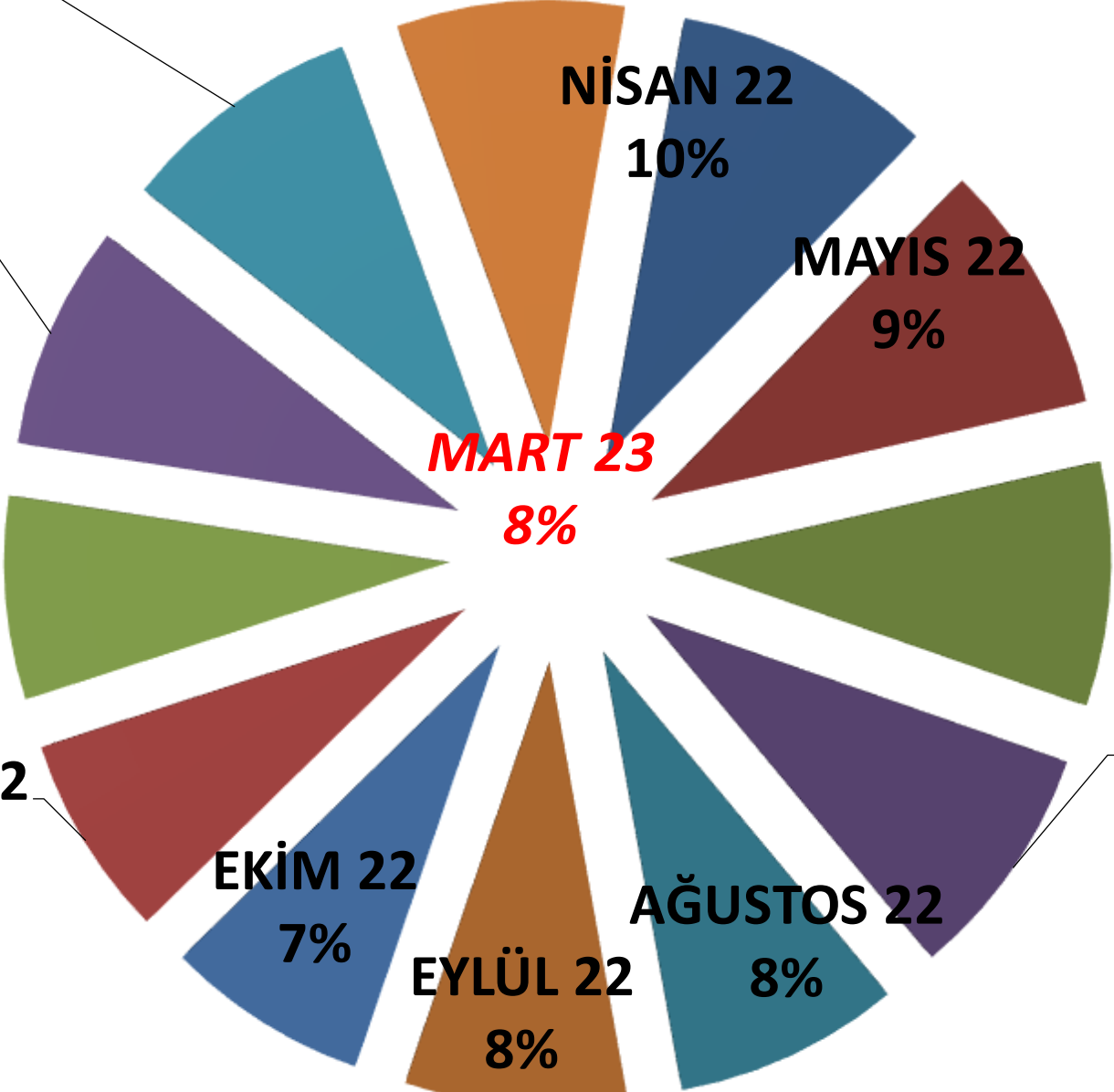
TEMMUZ 22

9%

AĞUSTOS 22

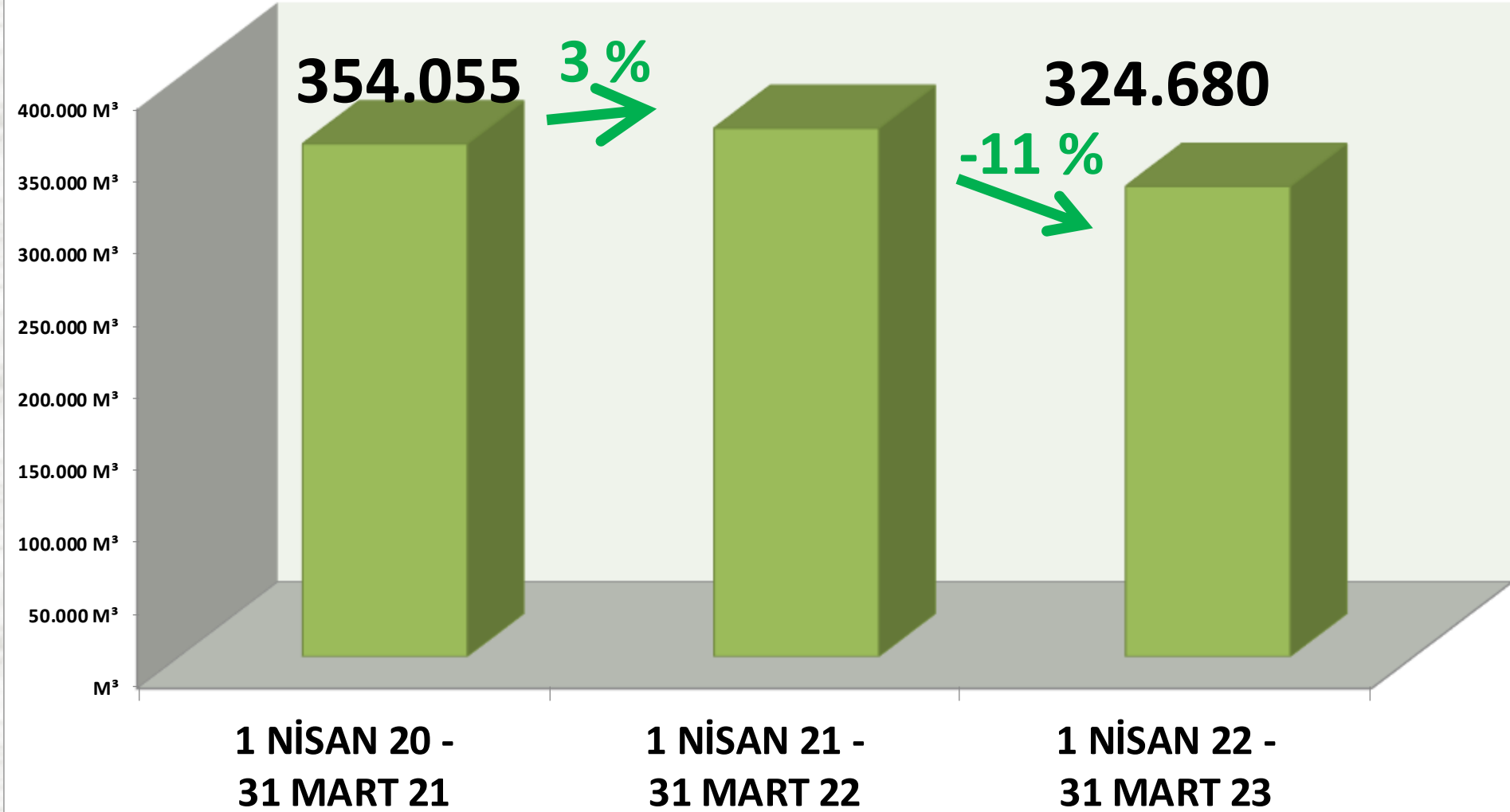
8%

AYLIK SÜT MTS İŞLEM MİKTARI ORANLARI



YILLIK İNEK SÜTÜ İŞLEM MİKTARI (TON)

364.846



BEYAZ HAŞHAŞ

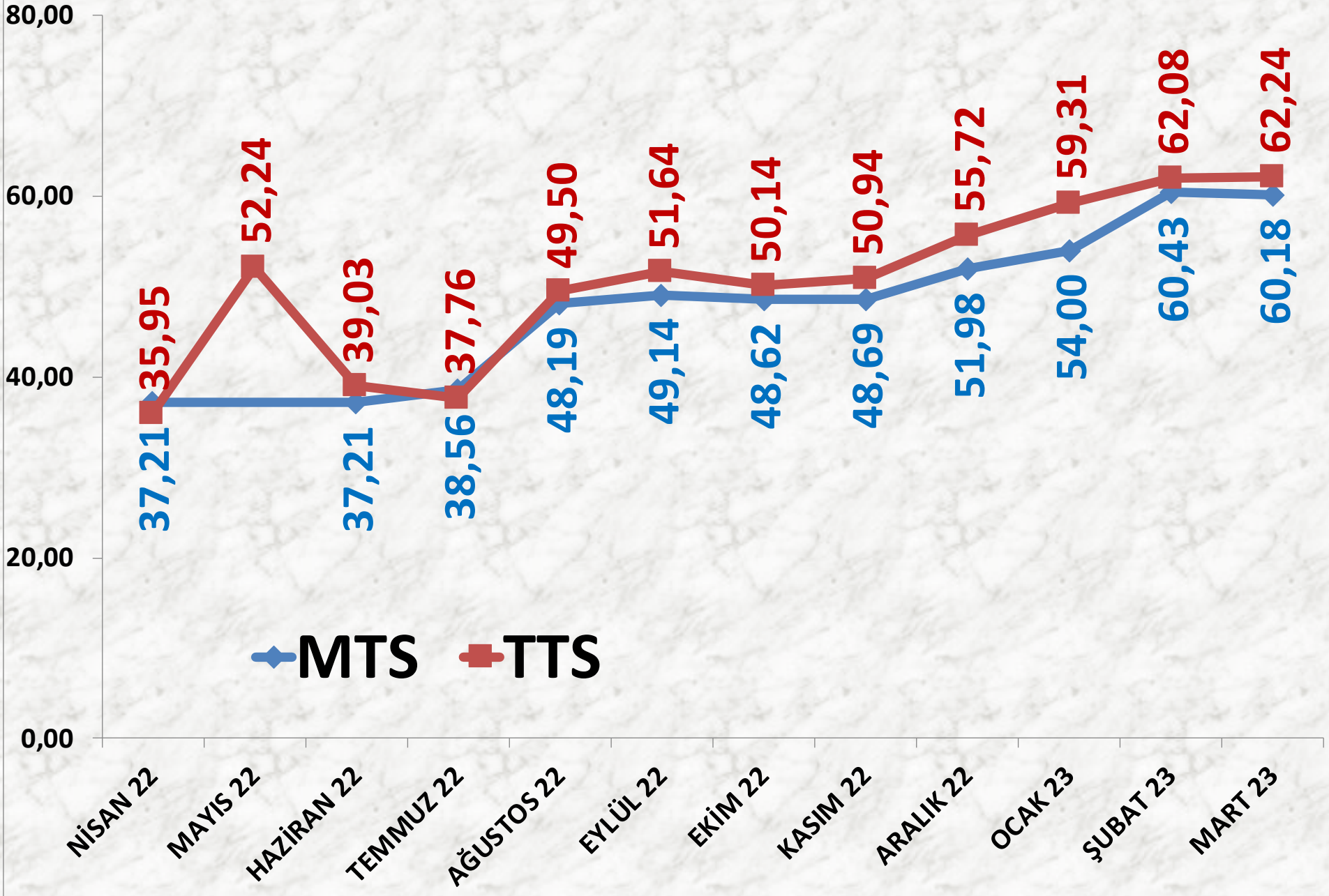
İŞLEM MİKTARI TON	2021 MART	2022 MART		2023 MART	
MTS	195 TON	113%	417 TON	-88%	52 TON
TTS	169 TON	-31%	117 TON	-10%	105 TON

EN AZ FİYAT	2021 MART	2022 MART		2023 MART	
MTS	20,41 TL	65%	33,67 TL	75%	59,00 TL
TTS	23,50 TL	44%	33,94 TL	77%	60,00 TL

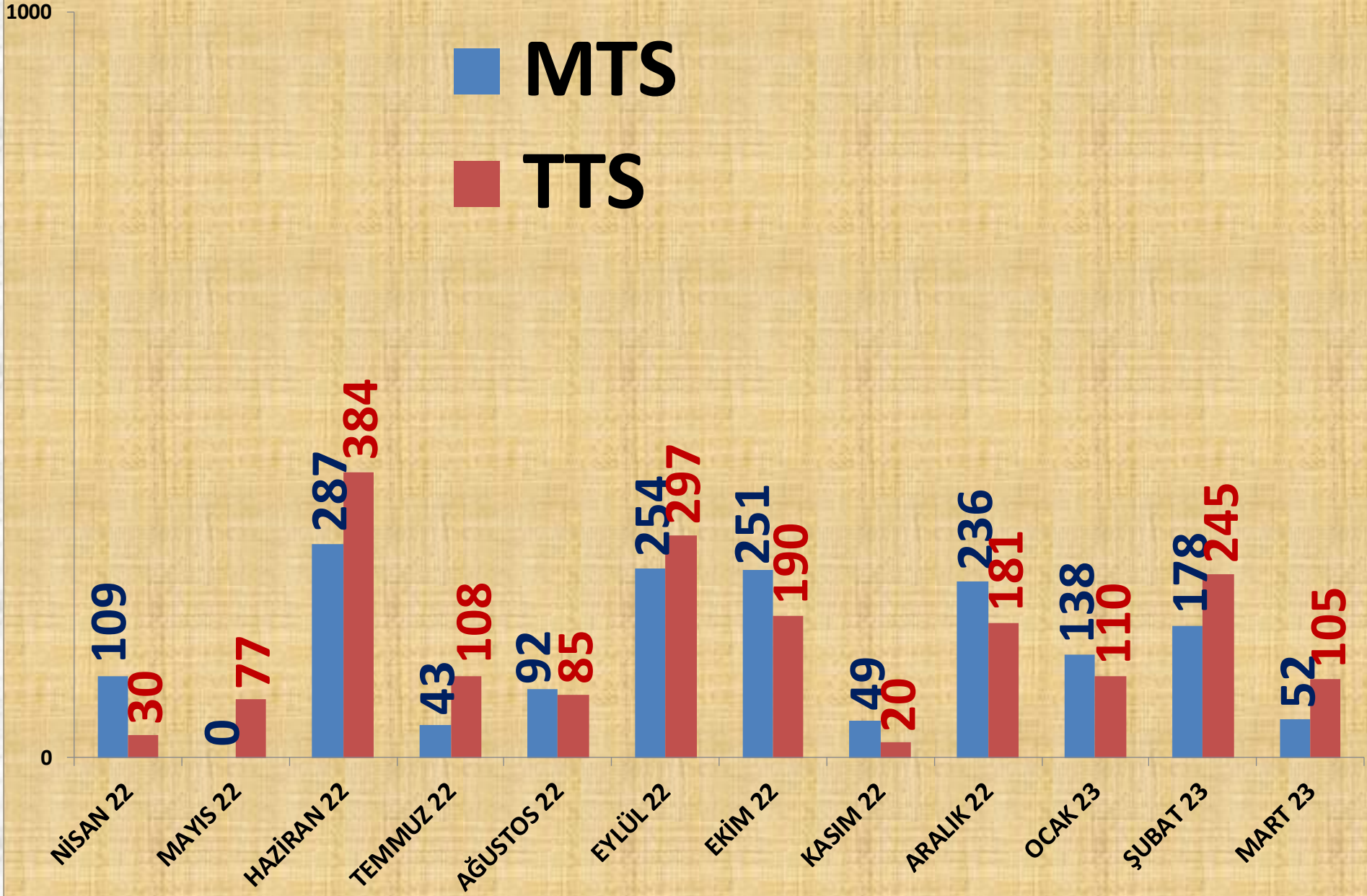
EN ÇOK FİYAT	2021 MART	2022 MART		2023 MART	
MTS	25,00 TL	52%	38,00 TL	71%	65,00 TL
TTS	30,30 TL	46%	44,33 TL	70%	75,37 TL

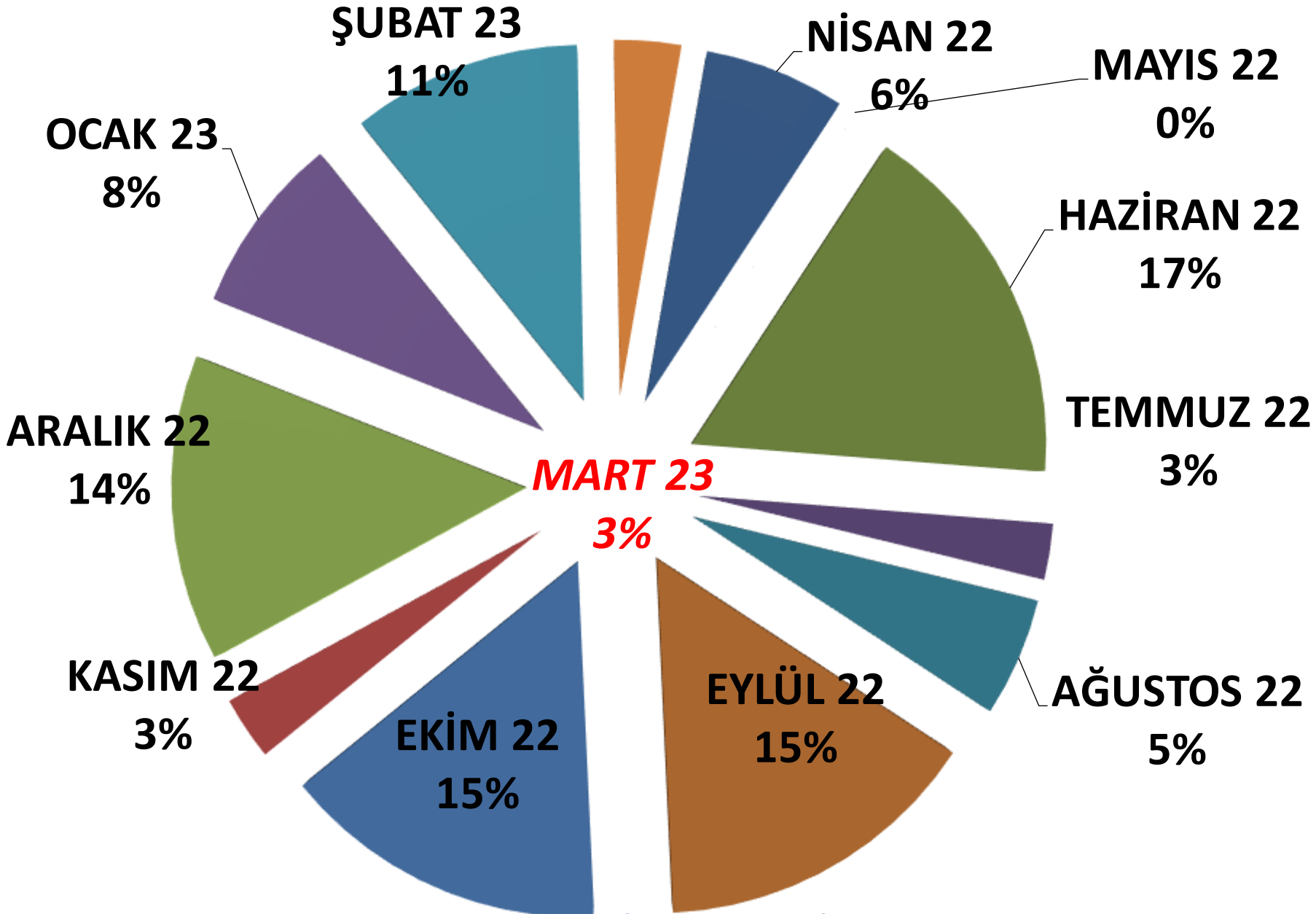
ORTALAMA FİYAT	2021 MART	2022 MART		2023 MART	
MTS	23,37 TL	51%	35,23 TL	71%	60,18 TL
TTS	24,36 TL	44%	35,19 TL	77%	62,24 TL

AYLIK B. HAŞHAŞ FİYAT TRENDİ (TL)



AYLIK B. HAŞHAŞ İŞLEM MİKTARI (TON)





AYLIK B. HAŞHAŞ MTS İŞLEM MİKTARI ORANLARI

■ TTS

YILLIK B. HAŞHAŞ İŞLEM MİKTARI (TON)

■ MTS

5.080

24 %

-67 %

4.189

4.111

5.173

23 %

-65 %

1.693

1.832

1 NİSAN 20 -
31 MART 21

1 NİSAN 21 -
31 MART 22

1 NİSAN 22 -
31 MART 23

6.000 TON

5.000 TON

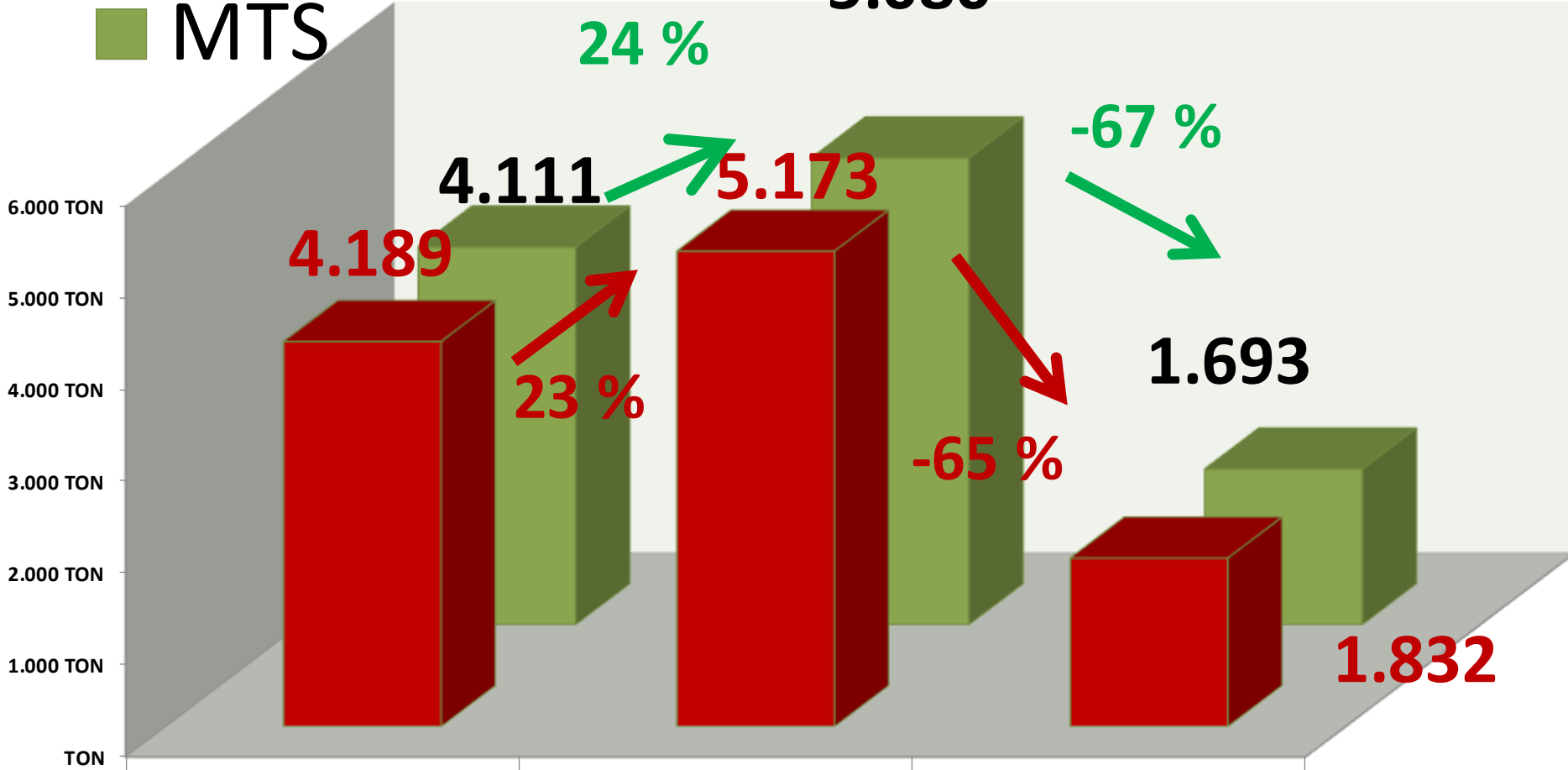
4.000 TON

3.000 TON

2.000 TON

1.000 TON

TON




1 NİSAN 20 -
31 MART 21

1 NİSAN 21 -
31 MART 22

1 NİSAN 22 -
31 MART 23

MART AYLARI B. HAŞHAŞ FİYAT TRENDİ (TL)

◆ MTS
■ TTS



MAVİ HAŞHAŞ

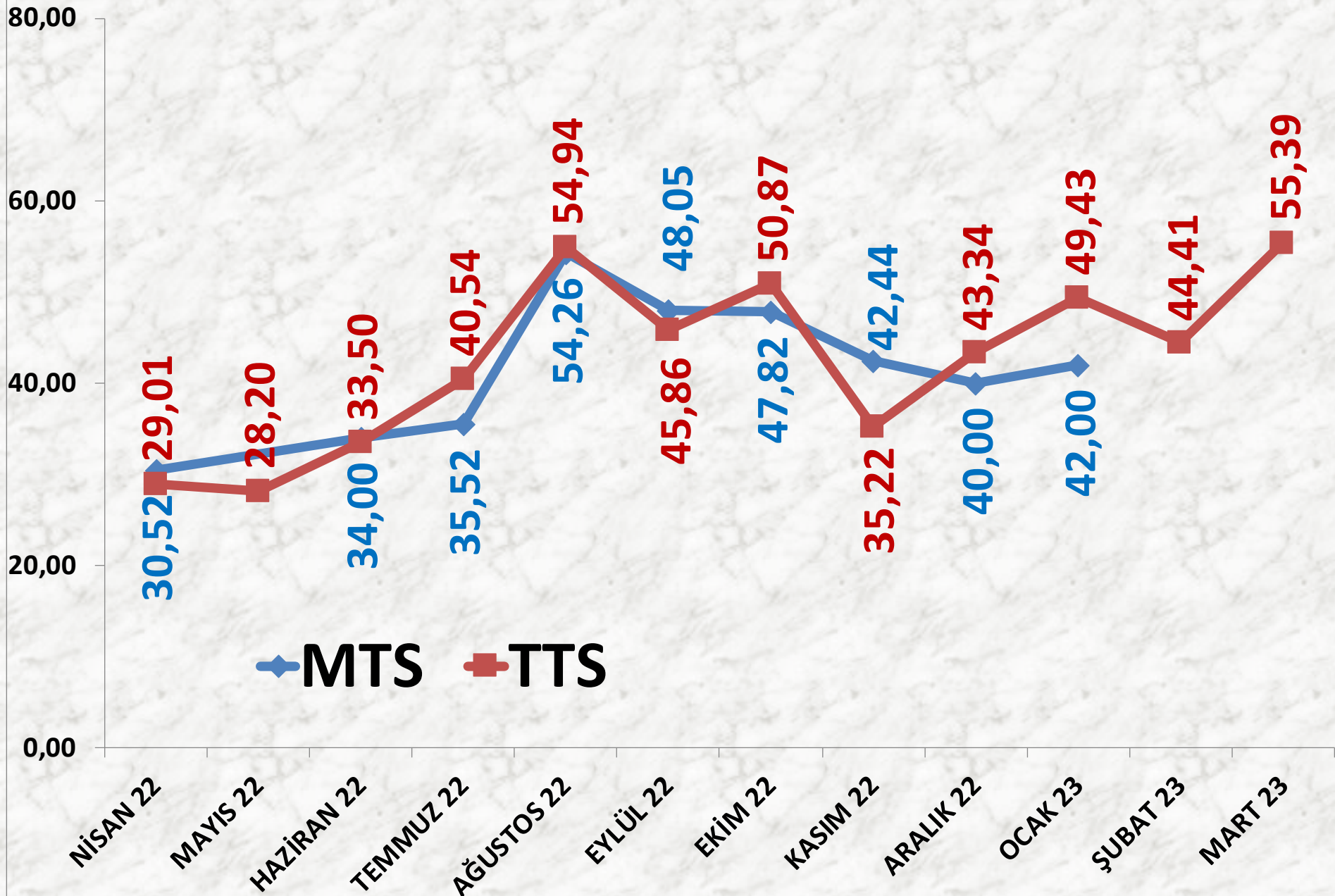
İŞLEM MİKTARI TON	2021 MART	2022 MART		2023 MART	
MTS	286 TON	-100%	0	-	0
TTS	202 TON	-97%	6 TON	749%	52 TON

EN AZ FİYAT	2021 MART	2022 MART		2023 MART	
MTS	17,00 TL	-	-	-	-
TTS	17,80 TL	57%	28,00 TL	90%	53,25 TL

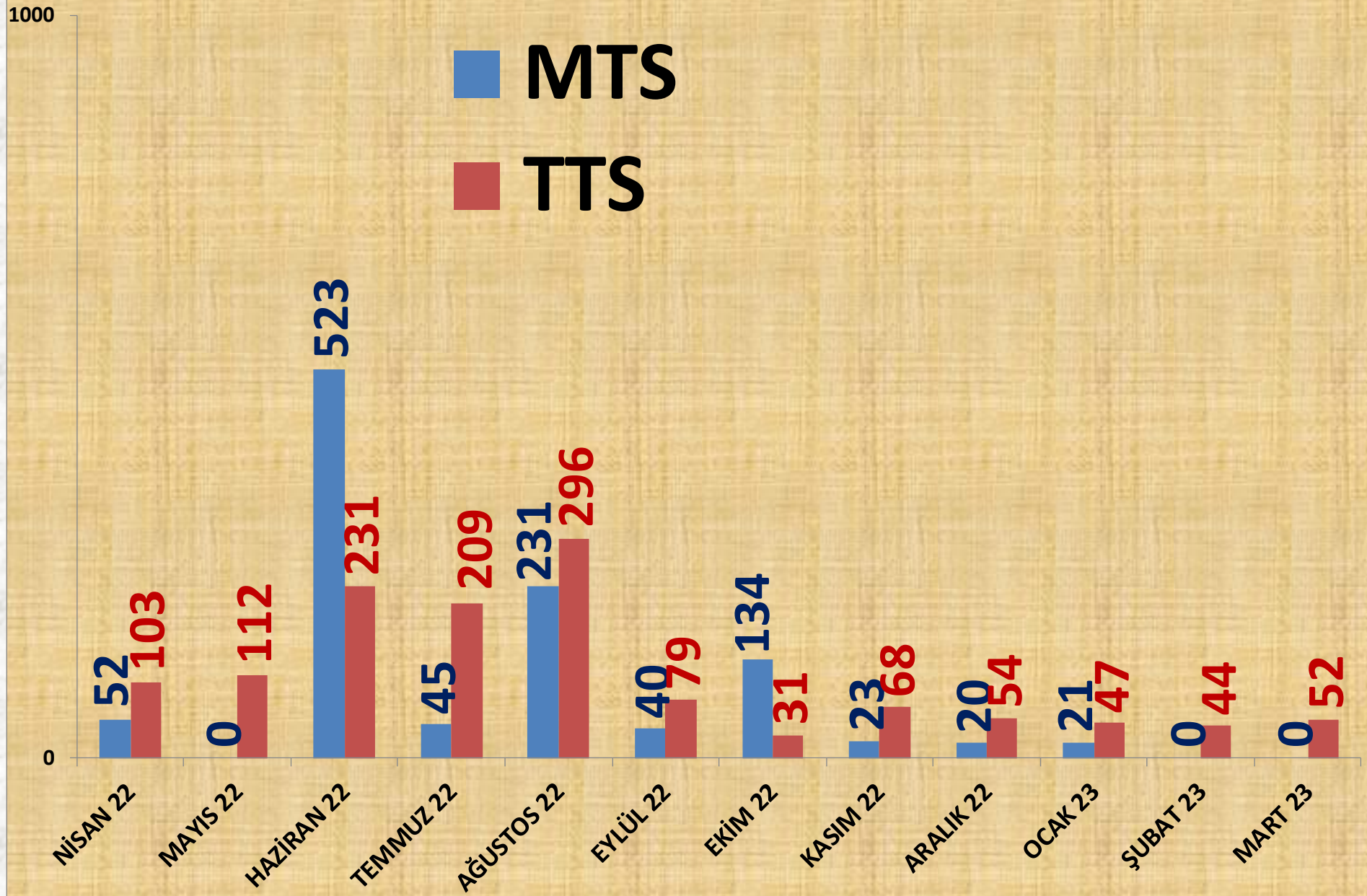
EN ÇOK FİYAT	2021 MART	2022 MART		2023 MART	
MTS	19,55 TL	-	-	-	-
TTS	27,50 TL	27%	35,00 TL	91%	67,00 TL

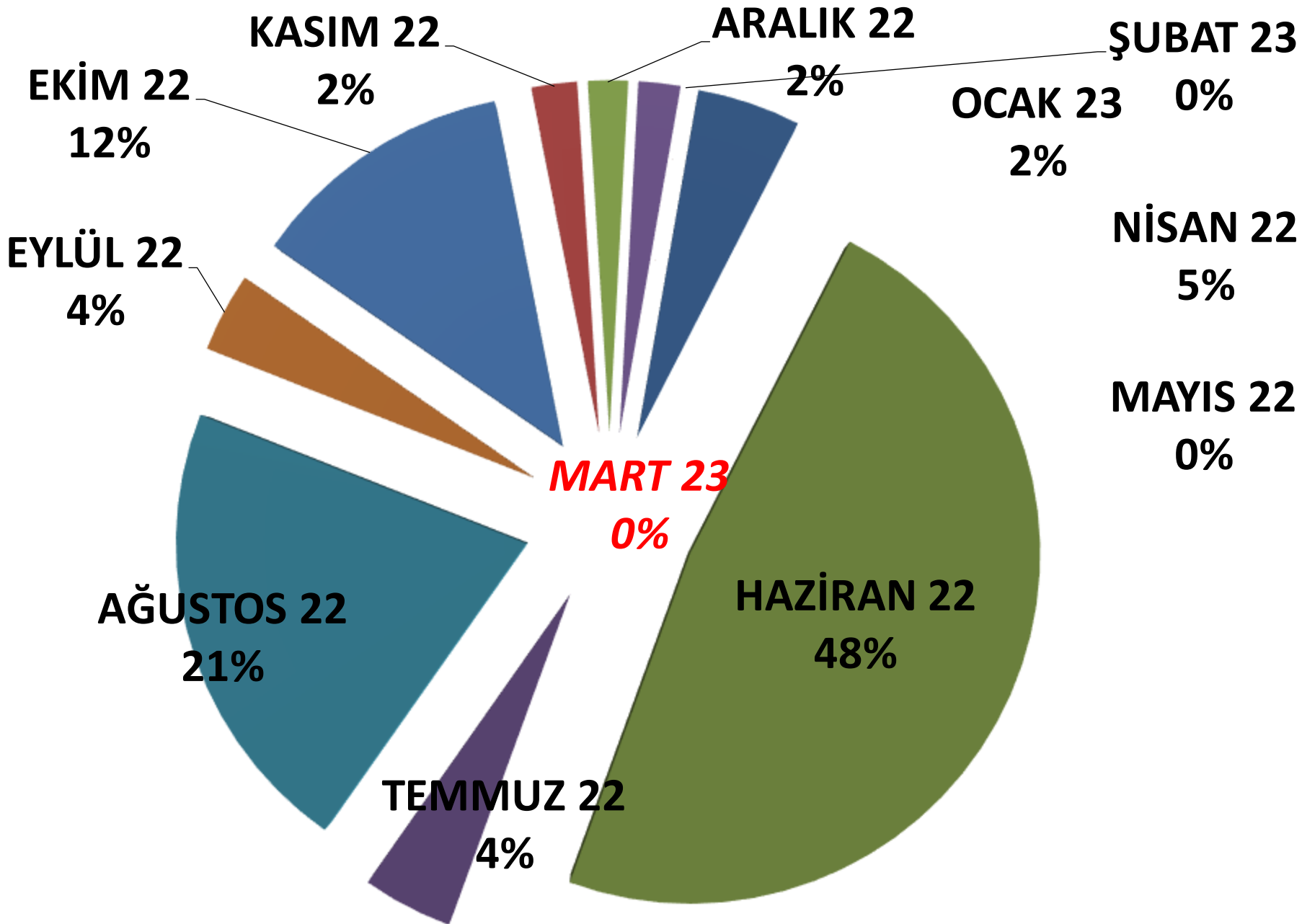
ORTALAMA FİYAT	2021 MART	2022 MART		2023 MART	
MTS	17,52 TL	-	-	-	-
TTS	18,39 TL	57%	28,90 TL	92%	55,39 TL

AYLIK MAVİ HAŞHAŞ FİYAT TRENDİ (TL)



AYLIK MAVİ HAŞHAŞ İŞLEM MİKTARI (TON)

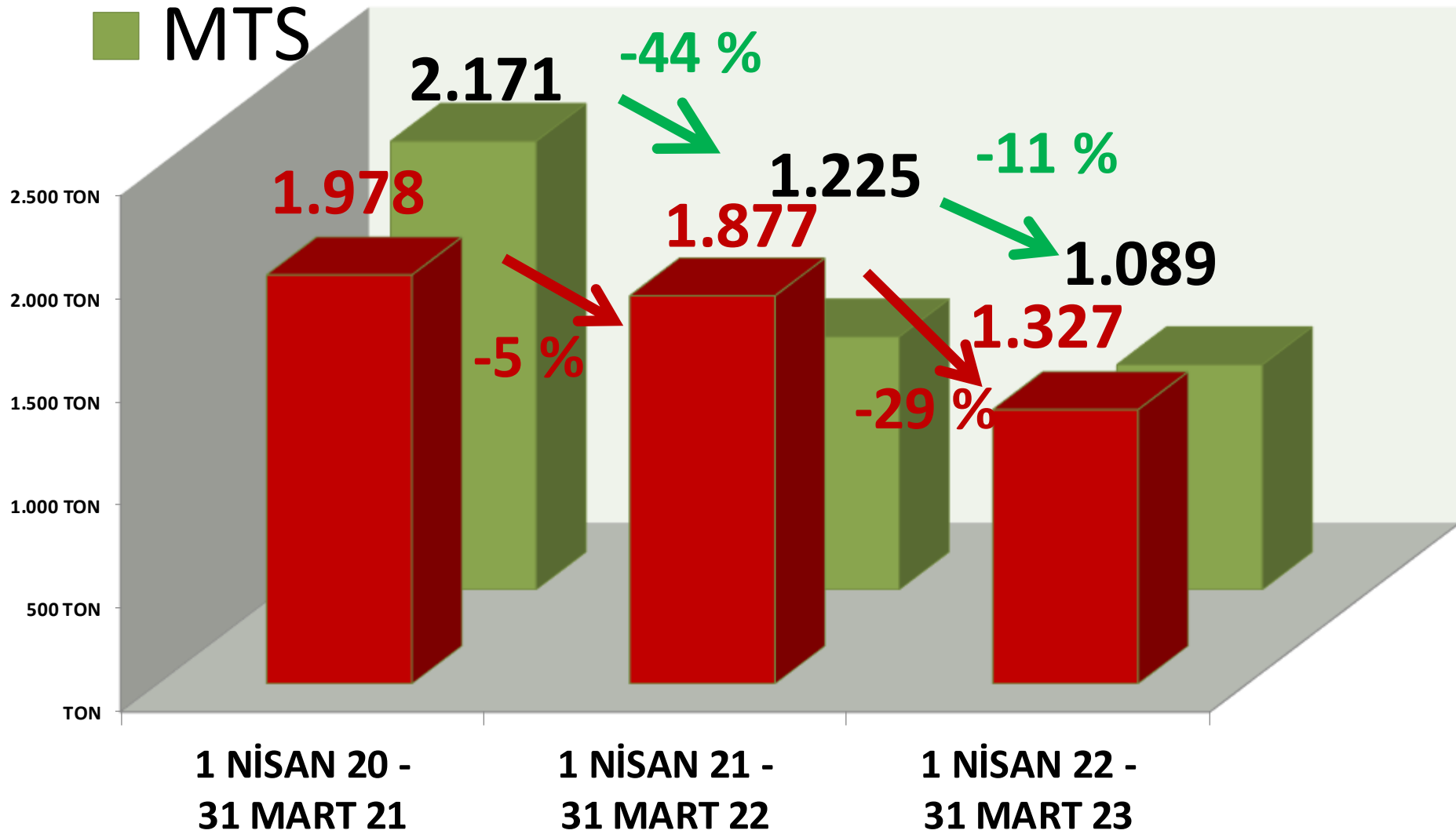




AYLIK MAVİ MTS İŞLEM MİKTARI ORANLARI


■ TTS YILLIK MAVİ HAŞHAŞ İŞLEM MİKTARI

■ MTS



MART AYLARI MAVİ HAŞHAŞ FİYAT TRENDİ (TL)

◆ MTS
■ TTS



KÜTLÜ PAMUK

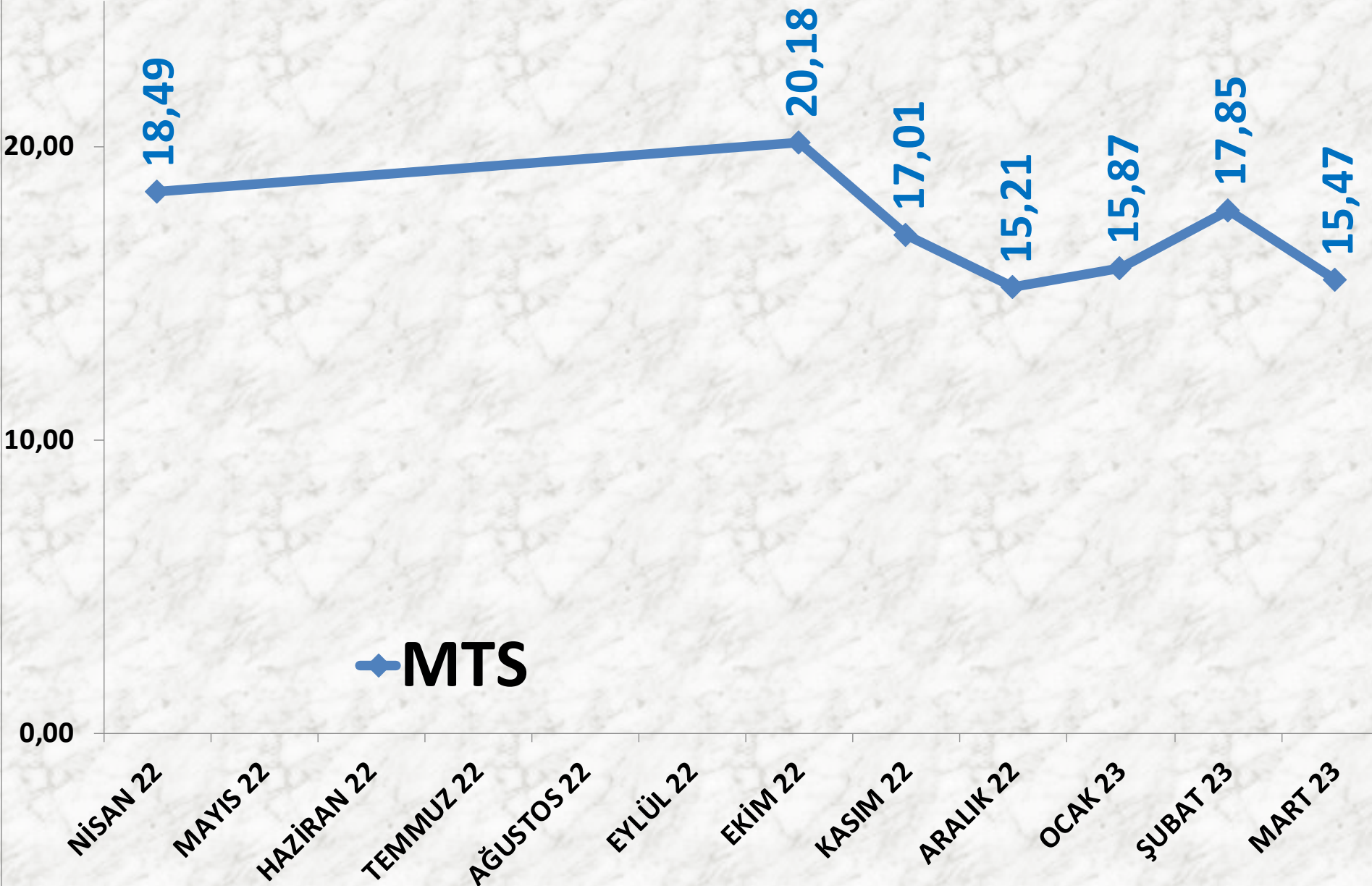
İŞLEM MİKTARI TON	2021 MART	2022 MART		2023 MART	
MTS	288 TON	610%	2.047 TON	0%	2.037 TON

EN AZ FİYAT	2021 MART	2022 MART		2023 MART	
MTS	5,00 TL	207%	15,36 TL	-9%	14,00 TL

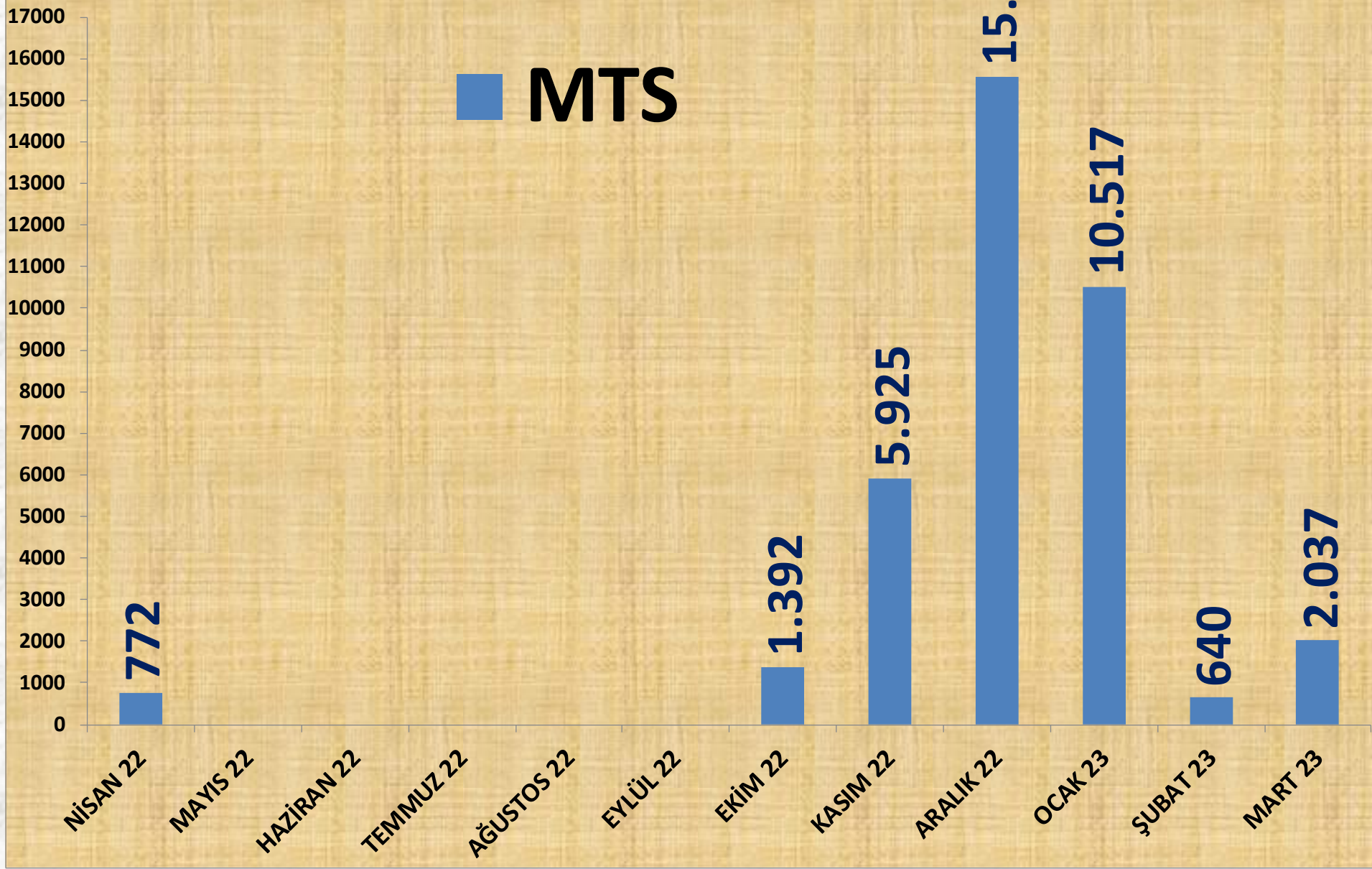
EN ÇOK FİYAT	2021 MART	2022 MART		2023 MART	
MTS	5,69 TL	249%	19,85 TL	-11%	17,70 TL

ORTALAMA FİYAT	2021 MART	2022 MART		2023 MART	
MTS	5,09 TL	229%	16,75 TL	-8%	15,47 TL

AYLIK KÜTLÜ PAMUK FİYAT TRENDİ (TL)



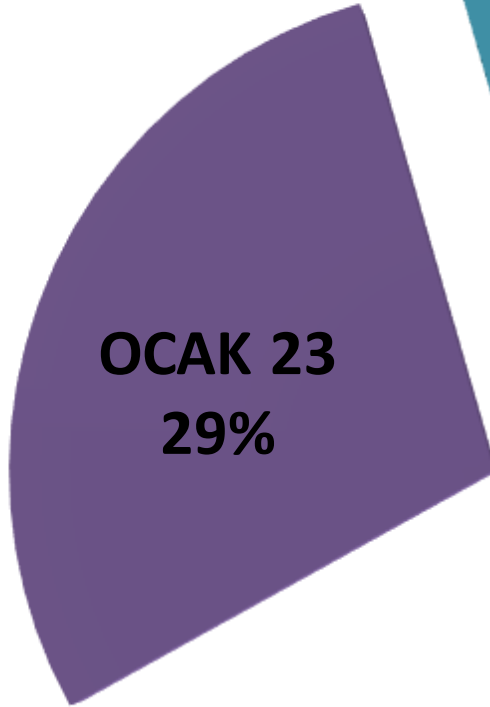
AYLIK KÜTLÜ PAMUK İŞLEM MİKTARI (TON)



ŞUBAT 23
2%

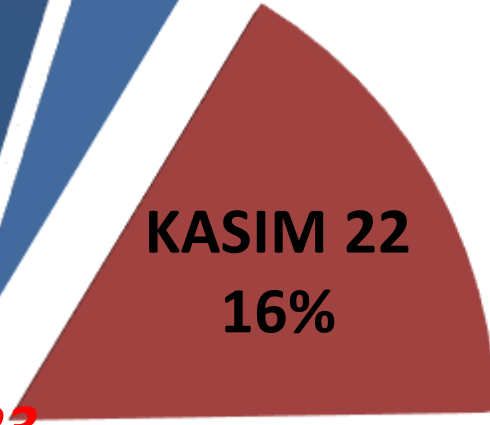
NİSAN 22
2%

EKİM 22
4%

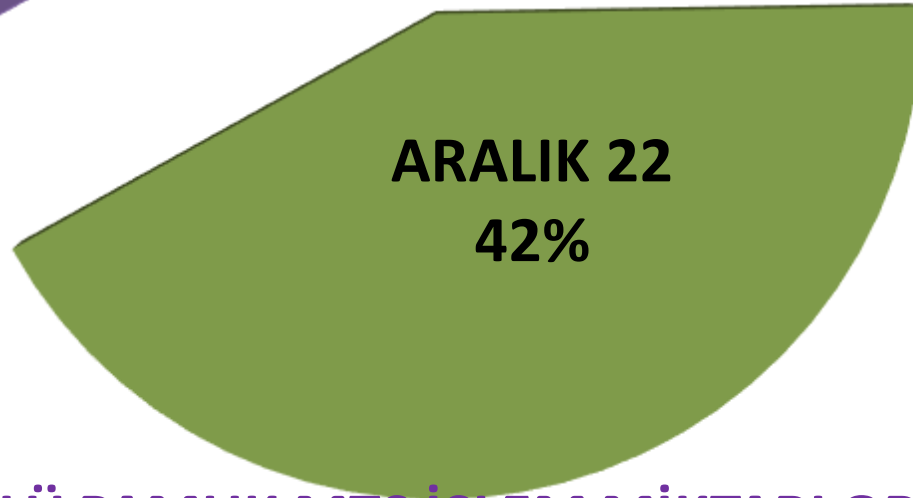


OCAK 23
29%

MART 23
5%



KASIM 22
16%



ARALIK 22
42%

MAYIS 22
0%

HAZİRAN 22
0%

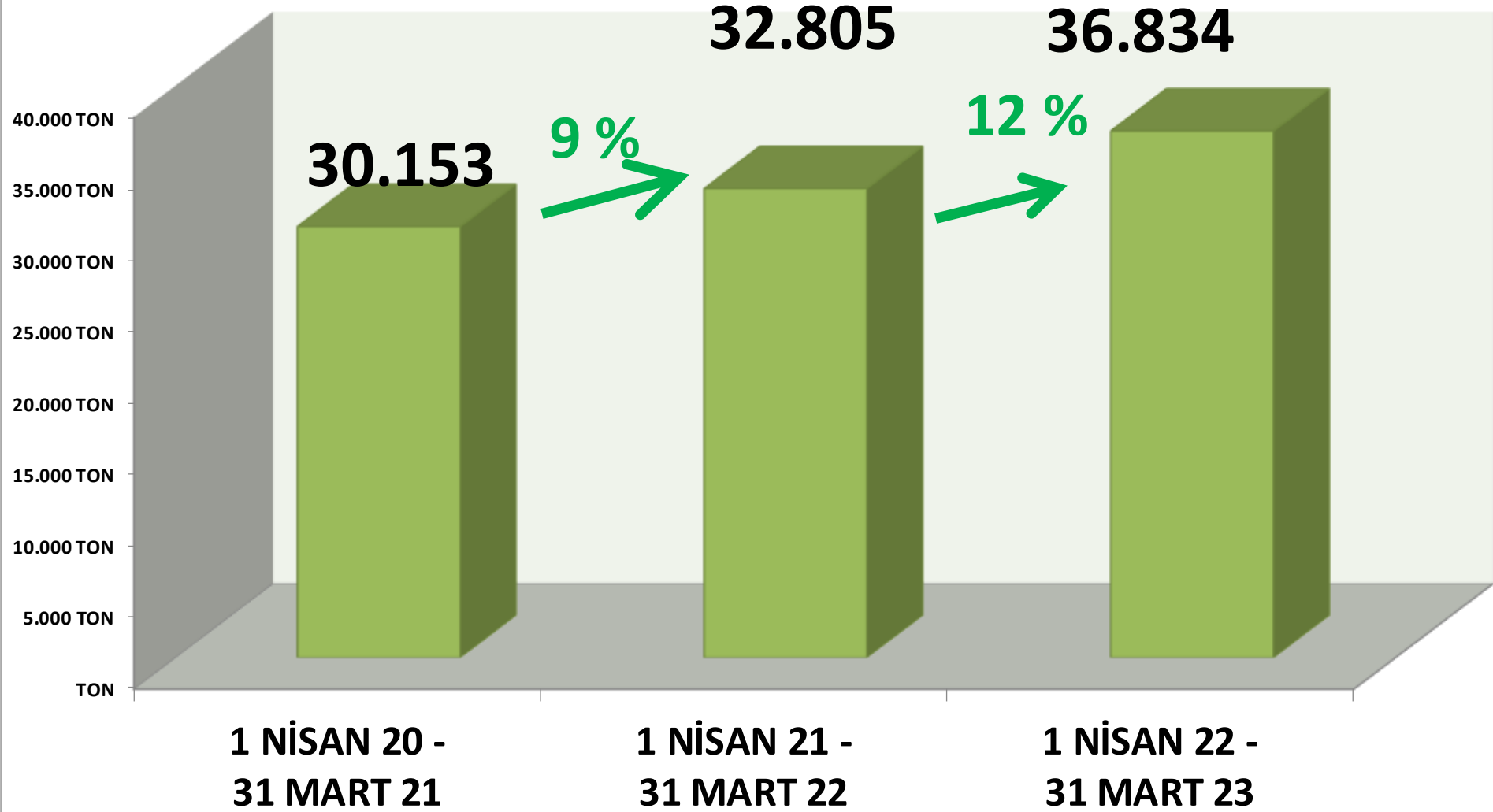
TEMMUZ 22
0%

AĞUSTOS 22
0%

EYLÜL 22
0%

AYLIK KÜTLÜ PAMUK MTS İŞLEM MİKTARI ORANLARI

YILLIK KÜTLÜ PAMUK İŞLEM MİKTARI



MART AYLARI ÇİĞİTLİ PAMUK FİYAT TRENDİ (TL)

20,00
10,00
0,00

◆ MTS

MART 14 MART 15 MART 16 MART 17 MART 18 MART 19 MART 20 MART 21 MART 22 MART 23

1,74

1,24

1,74

2,39

2,71

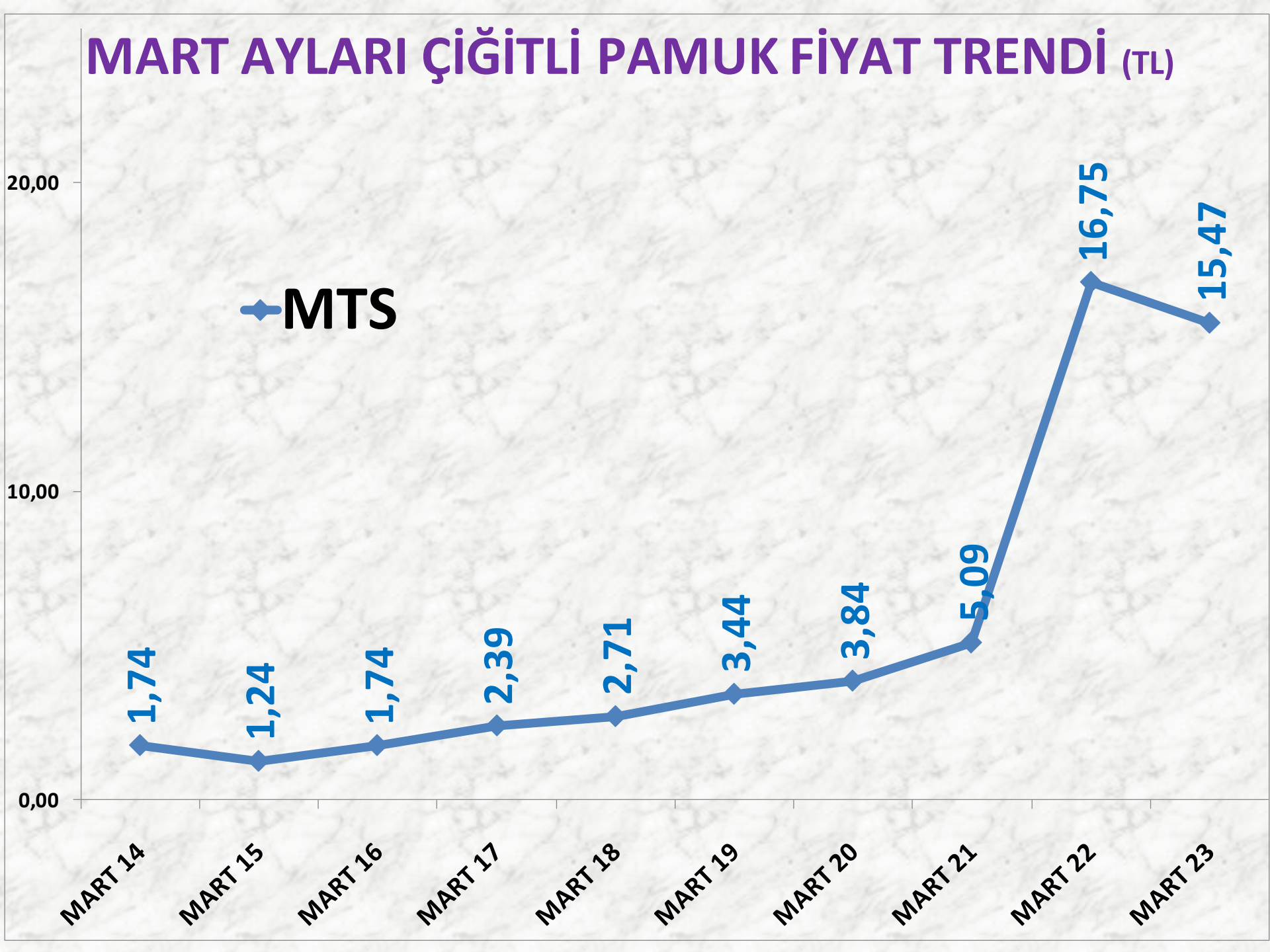
3,44

3,84

5,09

16,75

15,47



MAHLIÇ PAMUK

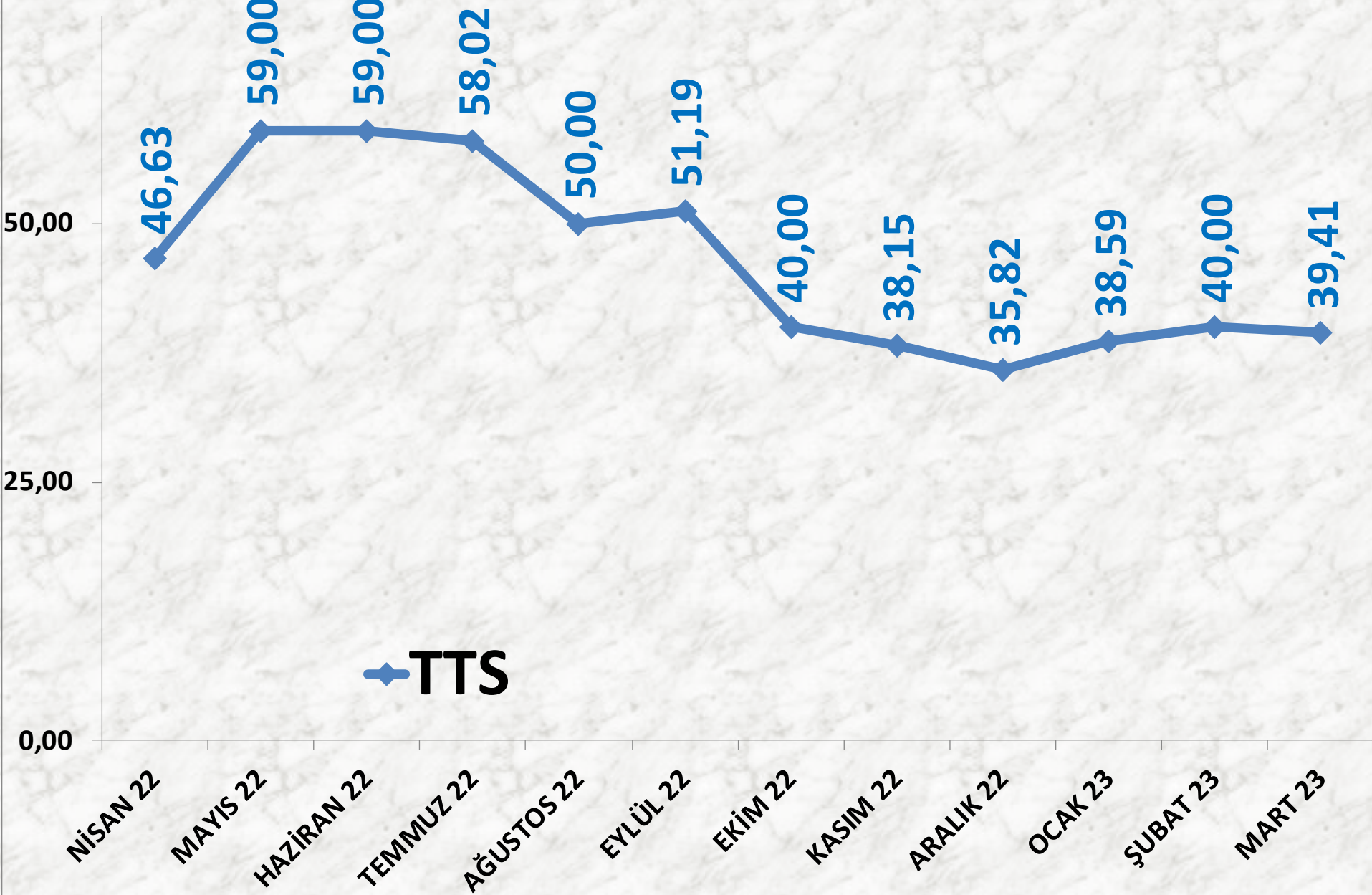
İŞLEM MİKTARI TON	2021 MART	2022 MART		2023 MART	
MTS	1.069 TON	-80%	215 TON	135%	505 TON

EN AZ FİYAT	2021 MART	2022 MART		2023 MART	
MTS	12,50 TL	220%	40,00 TL	-5%	38,00 TL

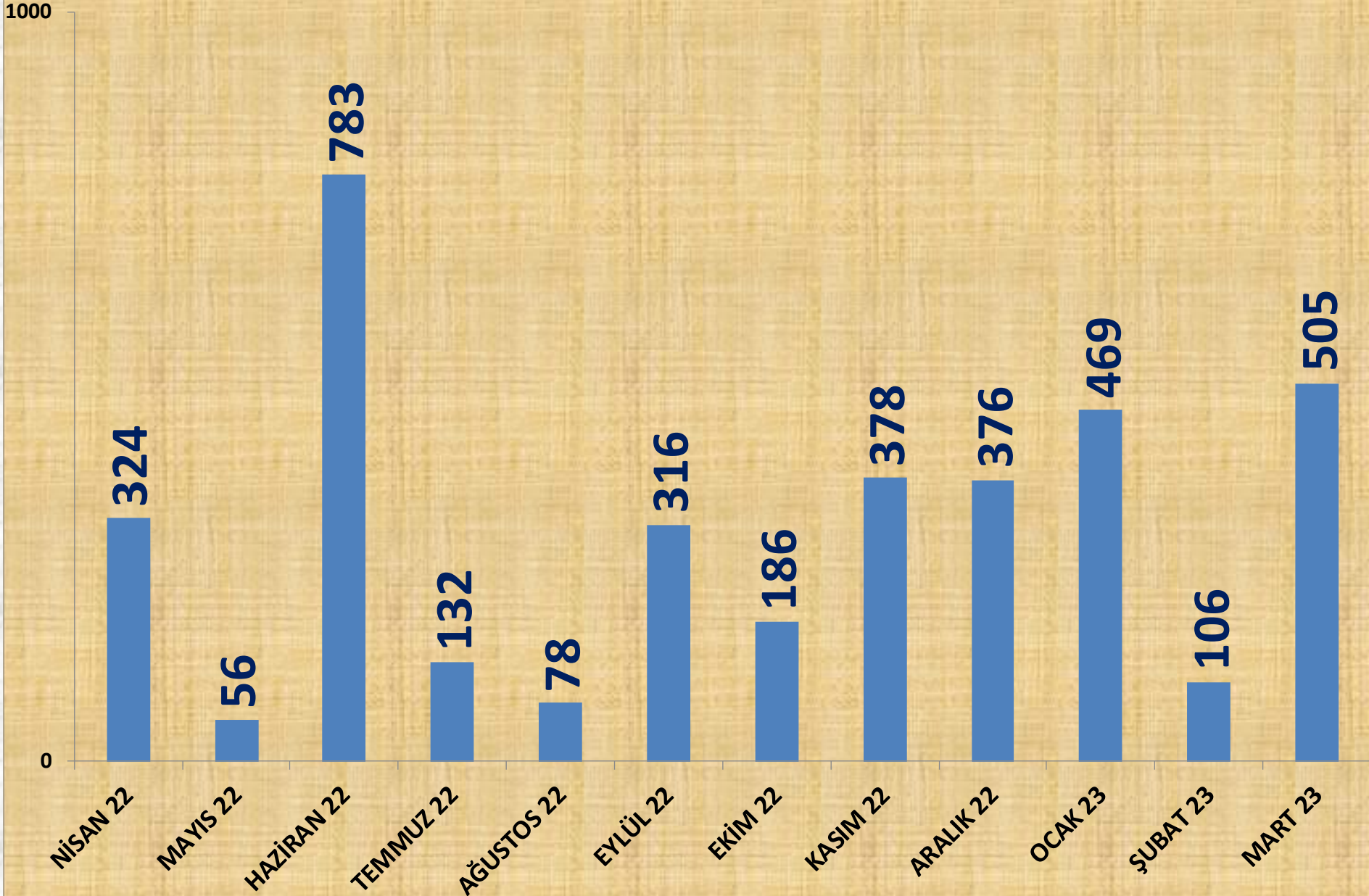
EN ÇOK FİYAT	2021 MART	2022 MART		2023 MART	
MTS	15,90 TL	158%	41,00 TL	1%	41,50 TL

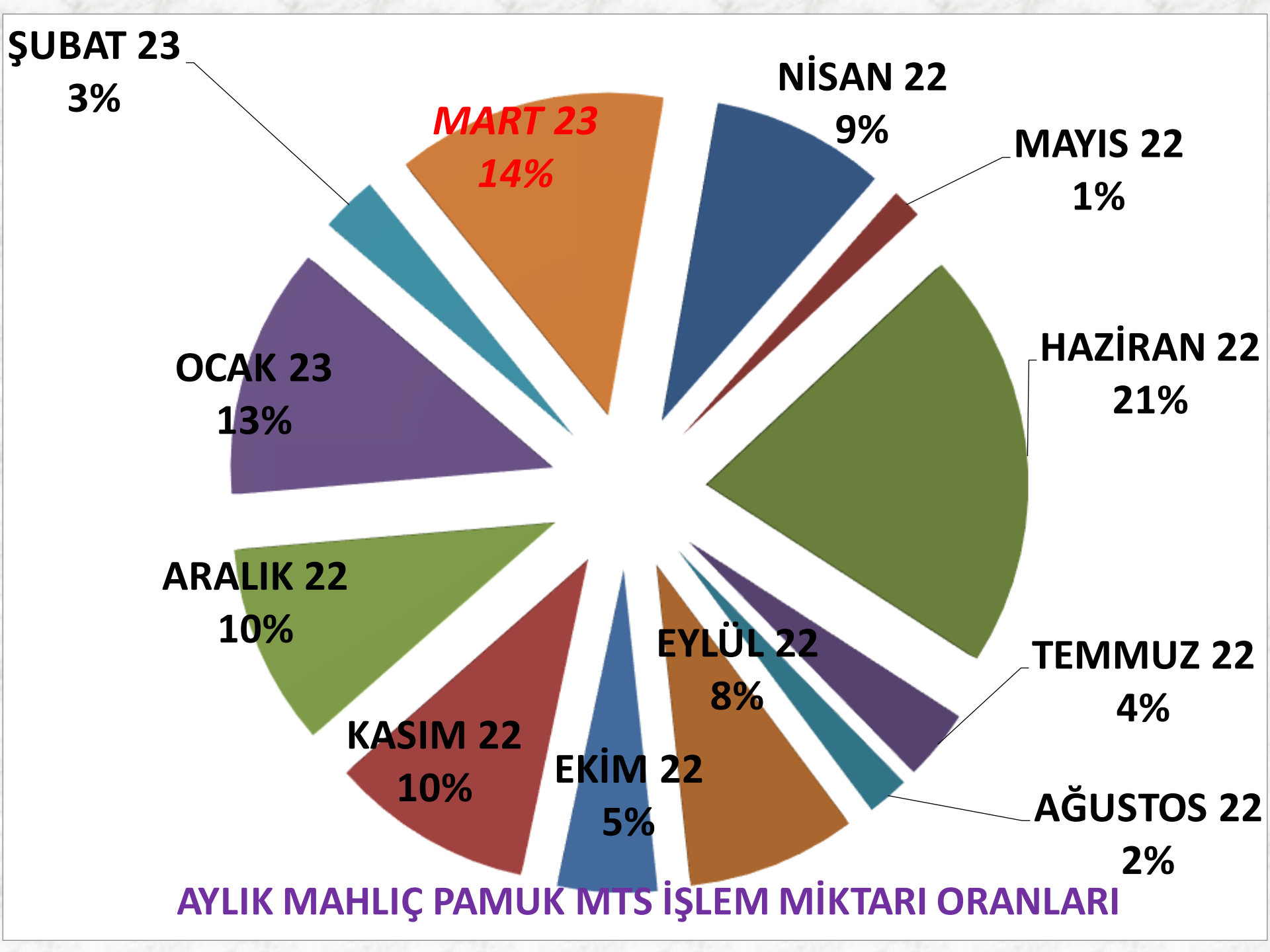
ORTALAMA FİYAT	2021 MART	2022 MART		2023 MART	
MTS	14,58 TL	178%	40,50 TL	-3%	39,41 TL

AYLIK MAHLIÇ PAMUK FİYAT TRENDİ (TL)

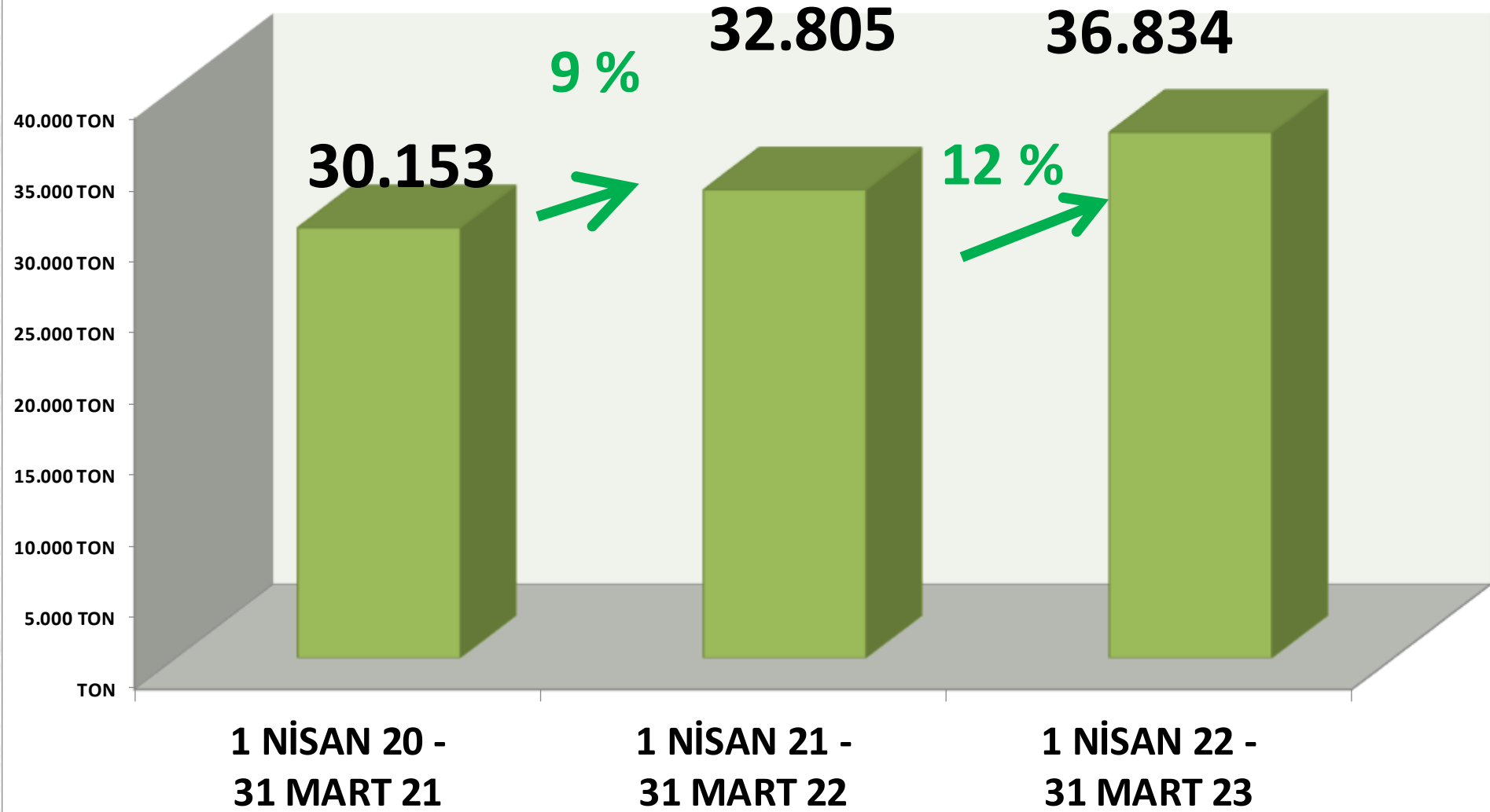


AYLIK MAHLIÇ PAMUK İŞLEM MİKTARI (TON)

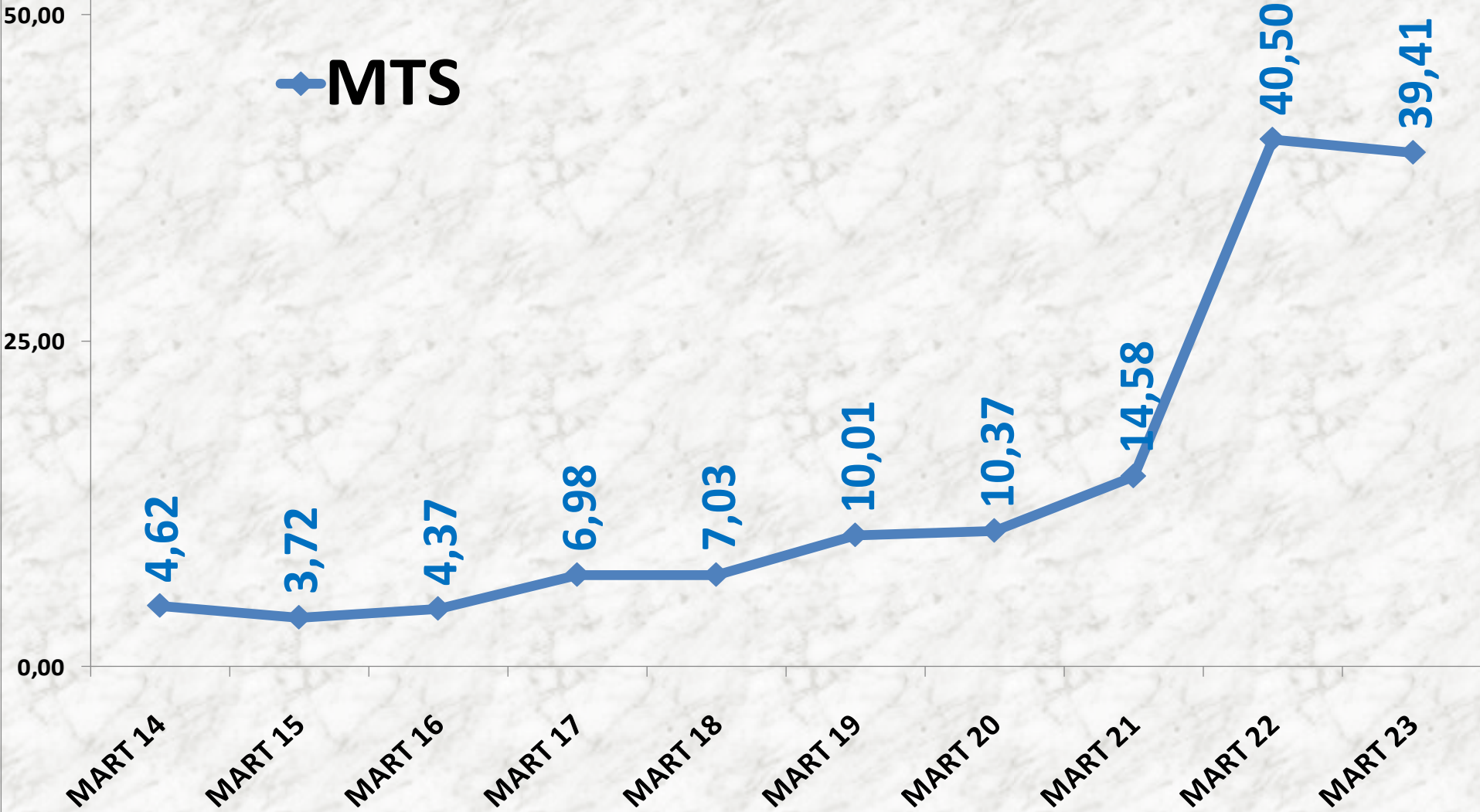




YILLIK MAHLIÇ PAMUK İŞLEM MİKTARI



MART AYLARI MAHLIÇ PAMUK FİYAT TRENDİ (TL)



KEKİK

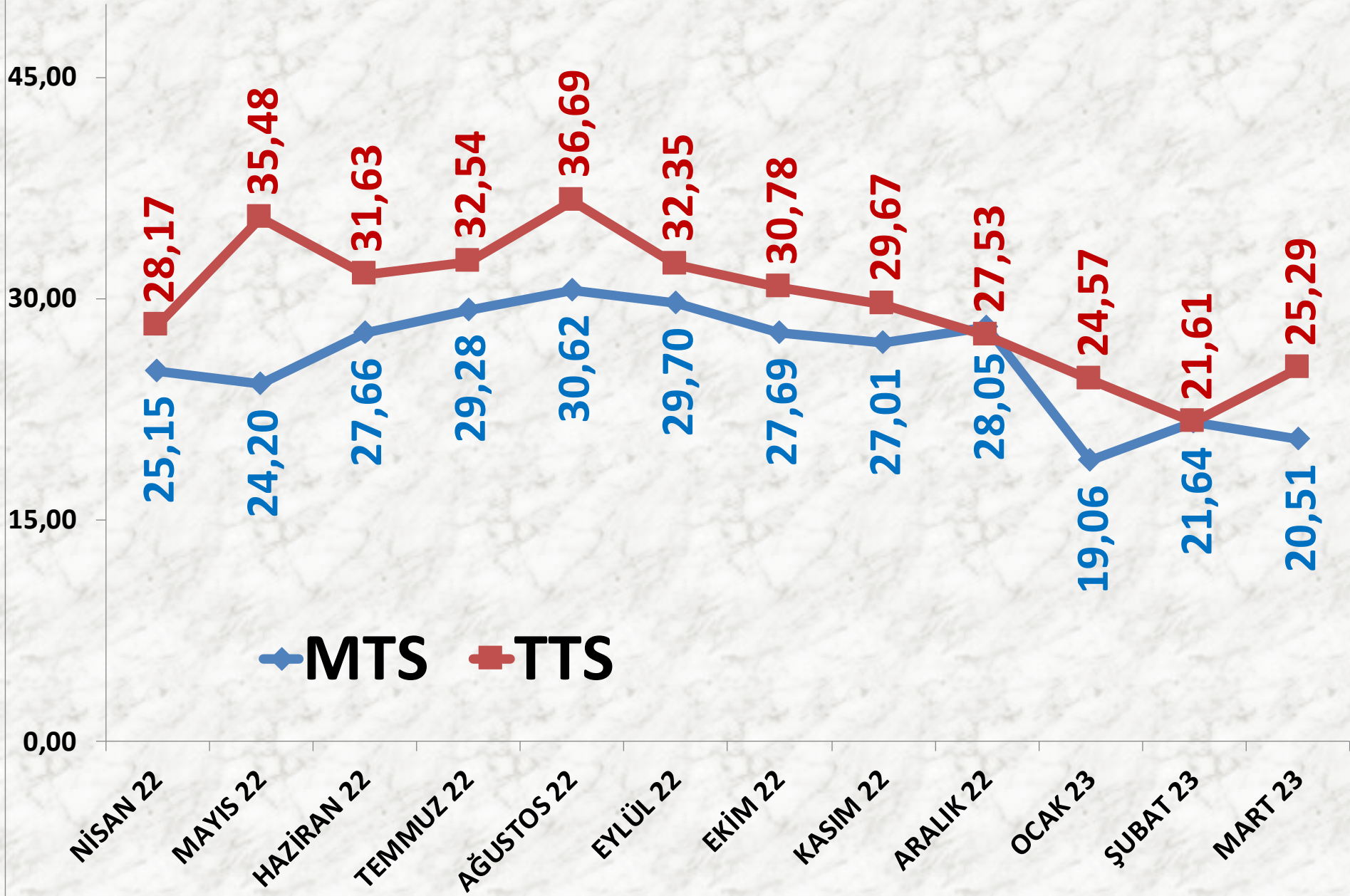
İŞLEM MİKTARI TON	2021 MART	2022 MART		2023 MART	
MTS	397 TON	-21%	312 TON	153%	788 TON
TTS	435 TON	-34%	286 TON	138%	681 TON

EN AZ FİYAT	2021 MART	2022 MART		2023 MART	
MTS	9,50 TL	132%	22,00 TL	-28%	15,80 TL
TTS	9,50 TL	133%	22,09 TL	217%	70,00 TL

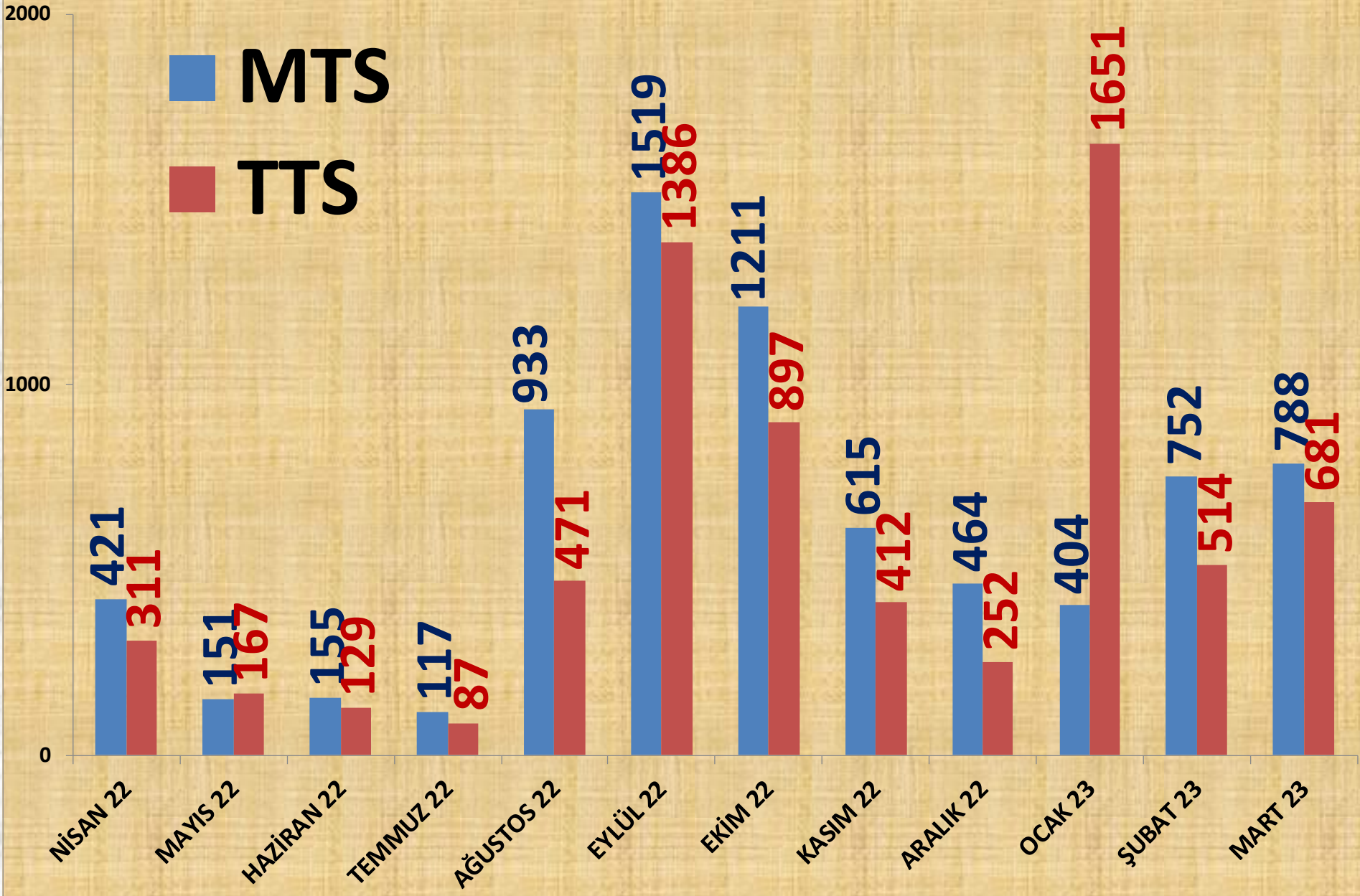
EN ÇOK FİYAT	2021 MART	2022 MART		2023 MART	
MTS	14,31 TL	100%	28,58 TL	9%	31,06 TL
TTS	23,00 TL	161%	60,00 TL	24%	74,55 TL

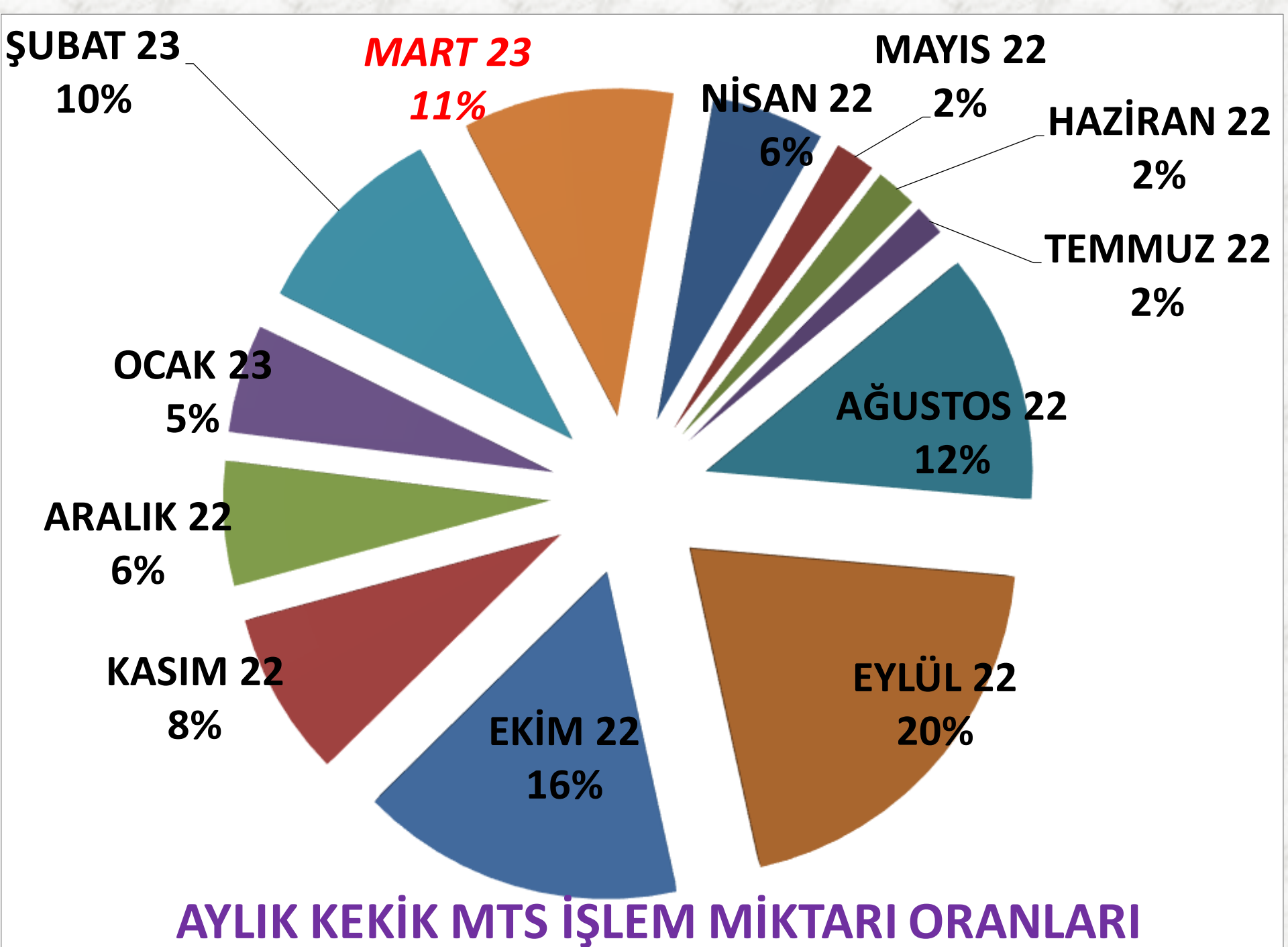
ORTALAMA FİYAT	2021 MART	2022 MART		2023 MART	
MTS	11,60 TL	124%	25,93 TL	-21%	20,51 TL
TTS	15,23 TL	93%	29,37 TL	-14%	25,29 TL

AYLIK KEKİK FİYAT TRENDİ_(TL)



AYLIK KEKİK İŞLEM MİKTARI (TON)





■ TTS

YILLIK KEKİK İŞLEM MİKTARI (TON)

■ MTS

12.034

13.705

-12 %

11.748

-26 %

-37 %

7.532

8.714

-20 %

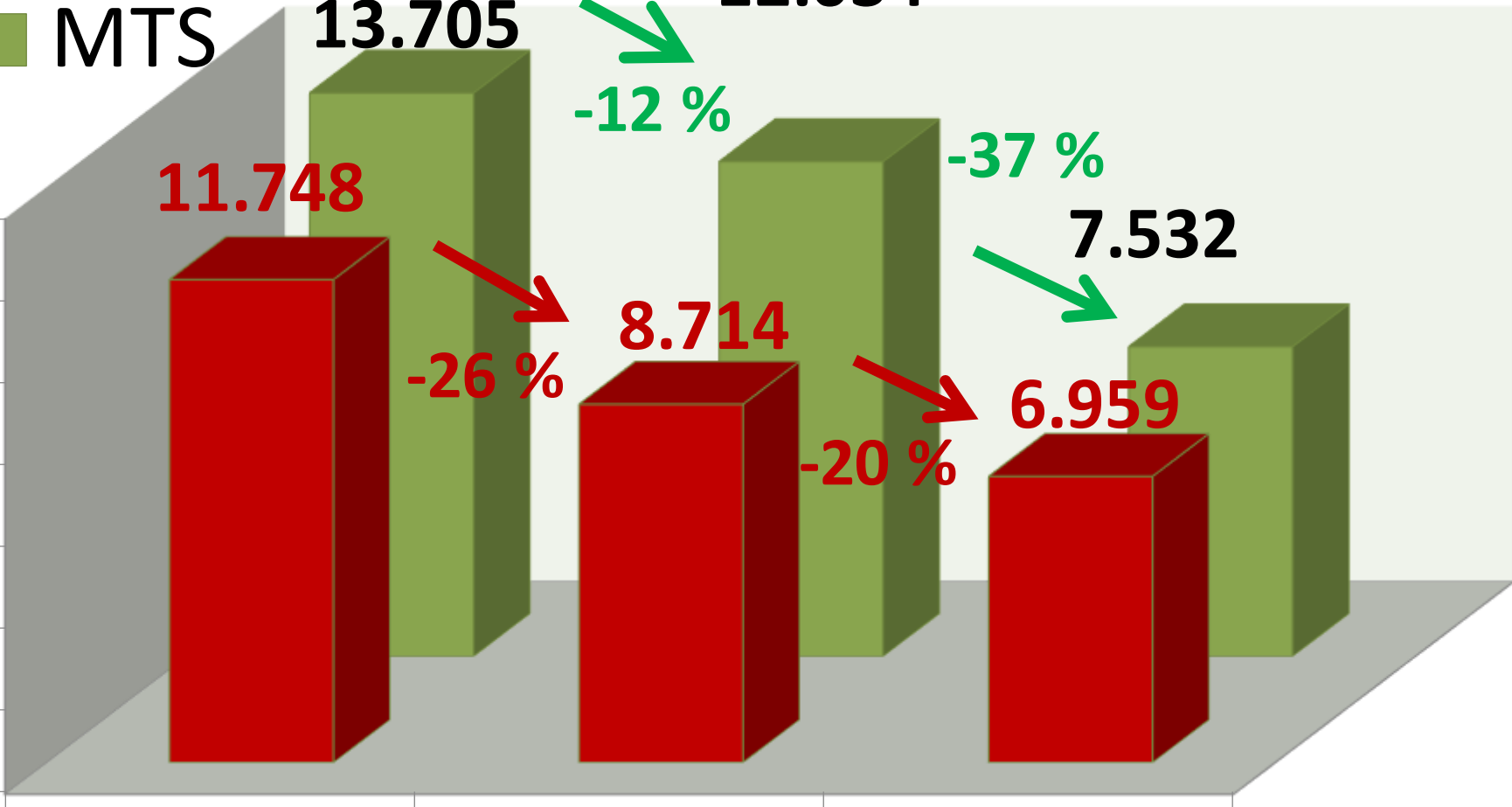
6.959

1 NİSAN 20 -
31 MART 21

1 NİSAN 21 -
31 MART 22

1 NİSAN 22 -
31 MART 23

14.000 TON
12.000 TON
10.000 TON
8.000 TON
6.000 TON
4.000 TON
2.000 TON
TON



ANASON

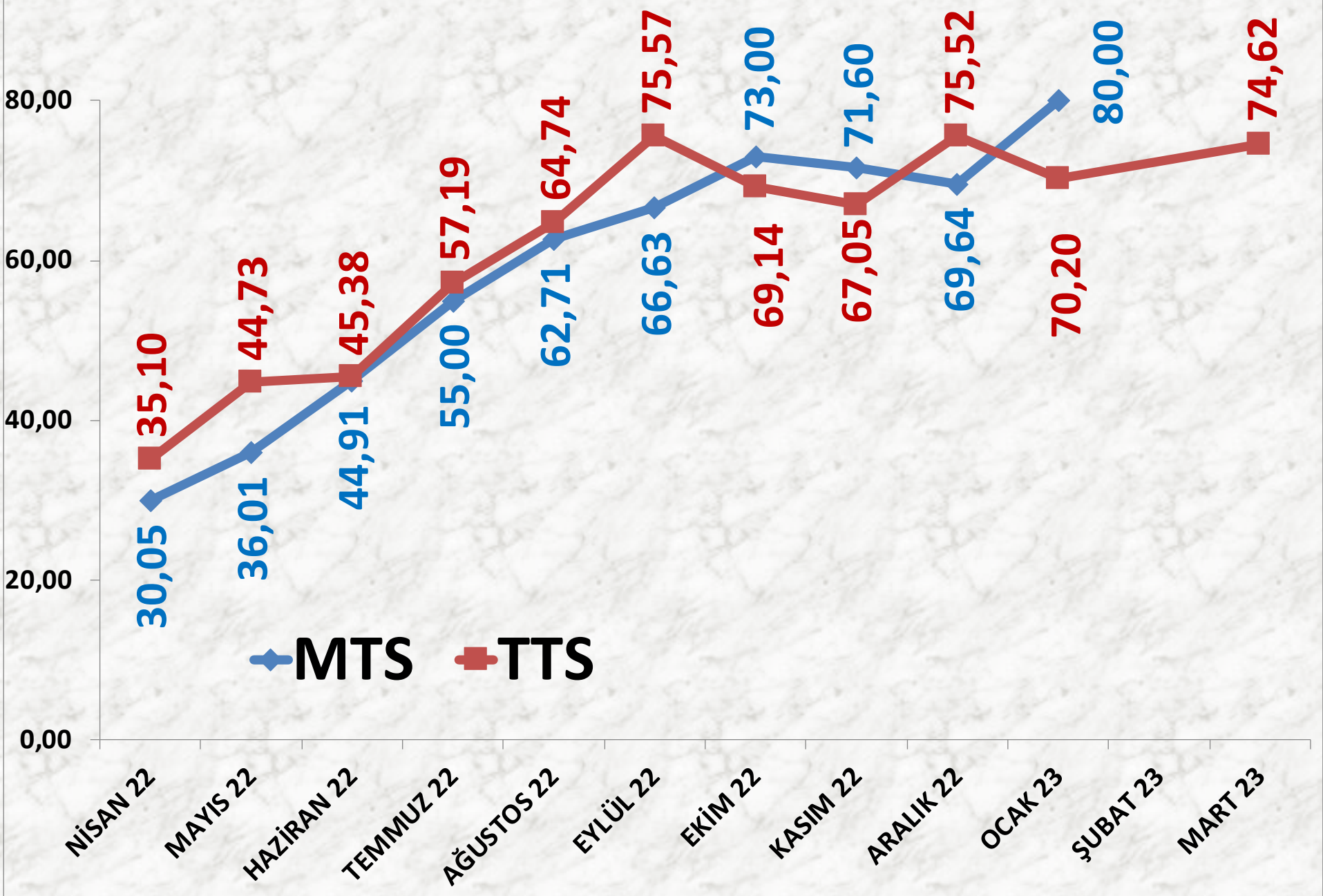
İŞLEM MİKTARI TON	2021 MART	2022 MART		2023 MART	
MTS	4 TON	117%	9 TON	-100%	0
TTS	65 TON	-90%	6 TON	10%	7 TON

EN AZ FİYAT	2021 MART	2022 MART		2023 MART	
MTS	17,01 TL	110%	35,71 TL	-	-
TTS	16,00 TL	112%	33,89 TL	108%	70,33 TL

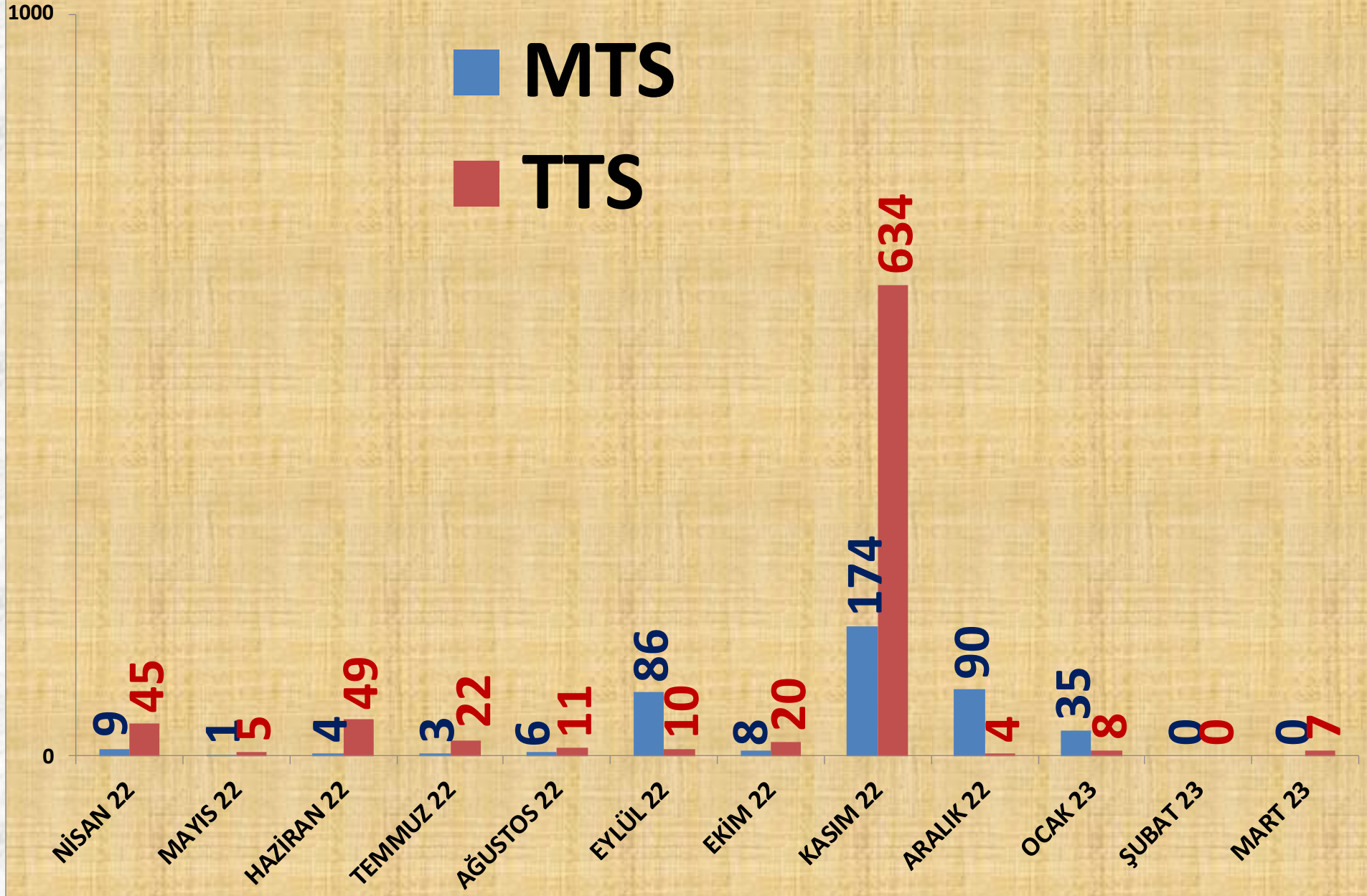
EN ÇOK FİYAT	2021 MART	2022 MART		2023 MART	
MTS	20,00 TL	79%	35,71 TL	-	-
TTS	25,00 TL	36%	33,89 TL	126%	76,59 TL

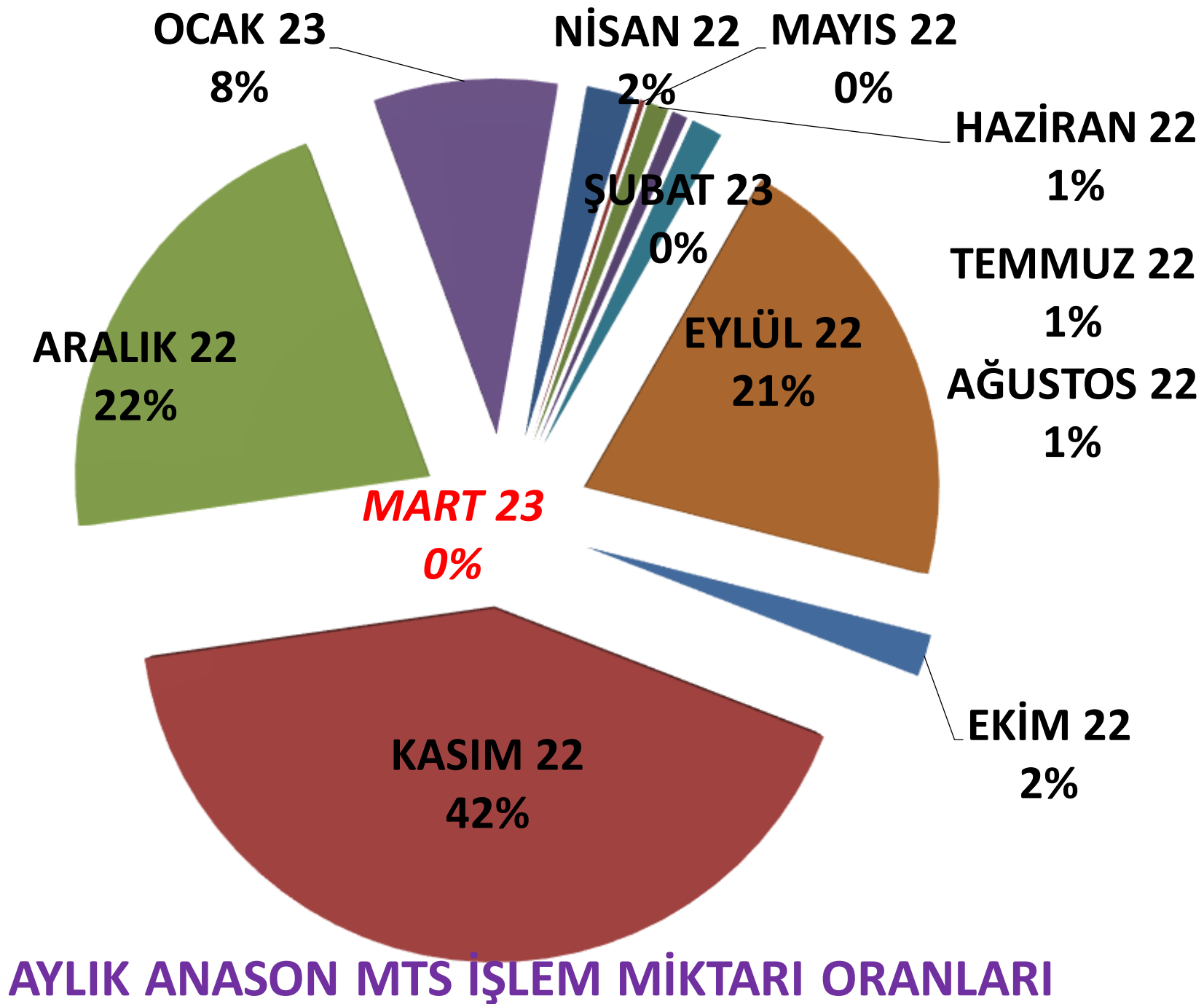
ORTALAMA FİYAT	2021 MART	2022 MART		2023 MART	
MTS	18,89 TL	89%	35,71 TL	-	-
TTS	19,20 TL	77%	33,89 TL	120%	74,62 TL

AYLIK ANASON FİYAT TRENDİ (TL)



AYLIK ANASON İŞLEM MİKTARI (TON)

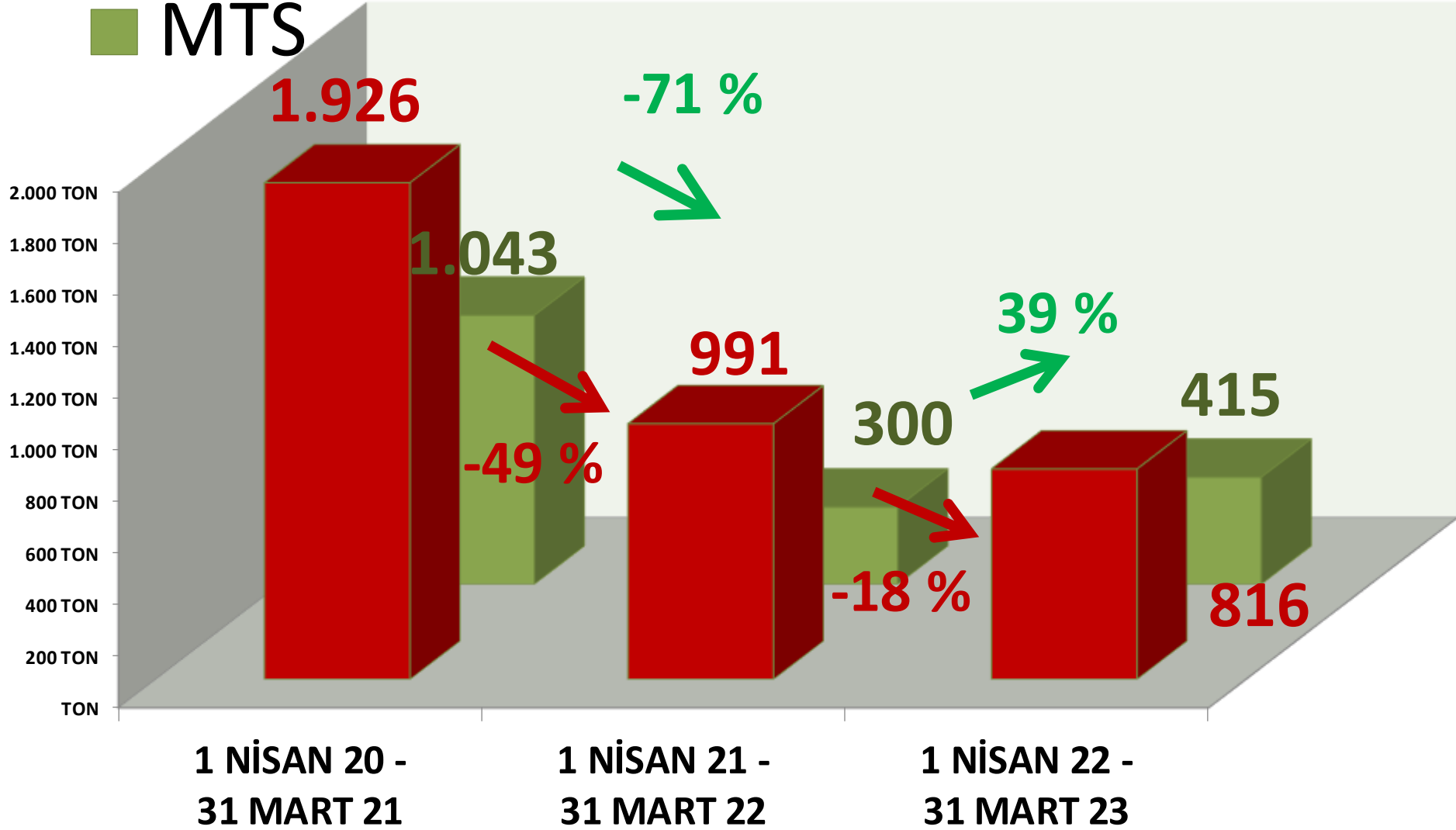




■ TTS

YILLIK ANASON İŞLEM MİKTARI (TON)

■ MTS



MART AYLARI ANASON FİYAT TRENDİ (TL)

◆ MTS

■ TTS

80,00
60,00
40,00
20,00
0,00

MART 14 MART 15 MART 16 MART 17 MART 18 MART 19 MART 20 MART 21 MART 22 MART 23

6,16

6,37

7,34

10,27

17,73

21,44

20,59

18,89

35,71

7,43

7,44

7,85

10,44

16,23

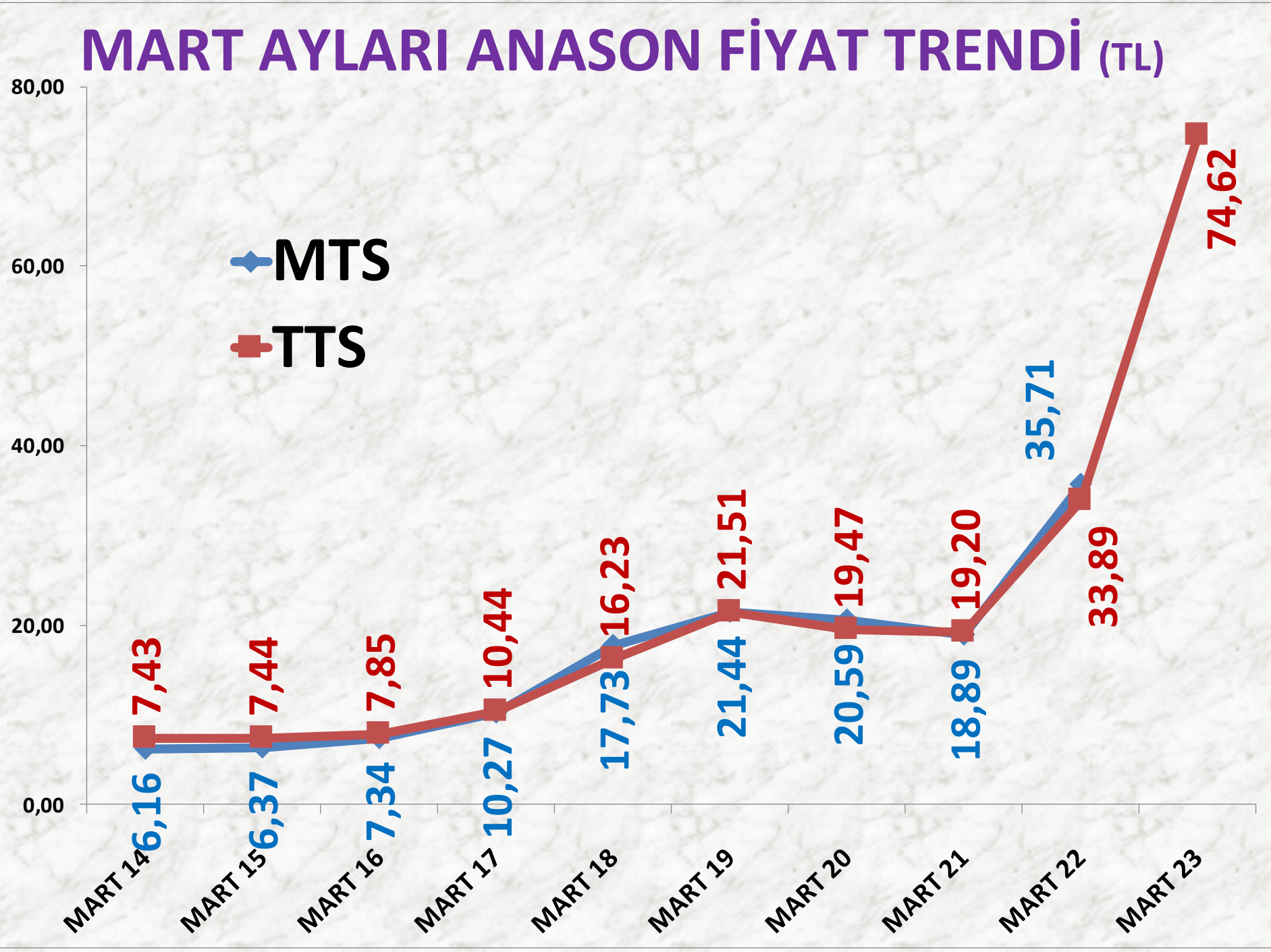
21,51

19,47

19,20

33,89

74,62



KASAPLIK CANLI HAYVAN

BÜYÜKBAŞ İŞLEM MİKTARI

İŞLEM MİKTARI ADET	2021 MART	2022 MART	2023 MART		
MTS	1.347 ADET	34%	1.799 ADET	-44%	1.007 ADET
TTS	549 ADET	-37%	346 ADET	-8%	318 ADET

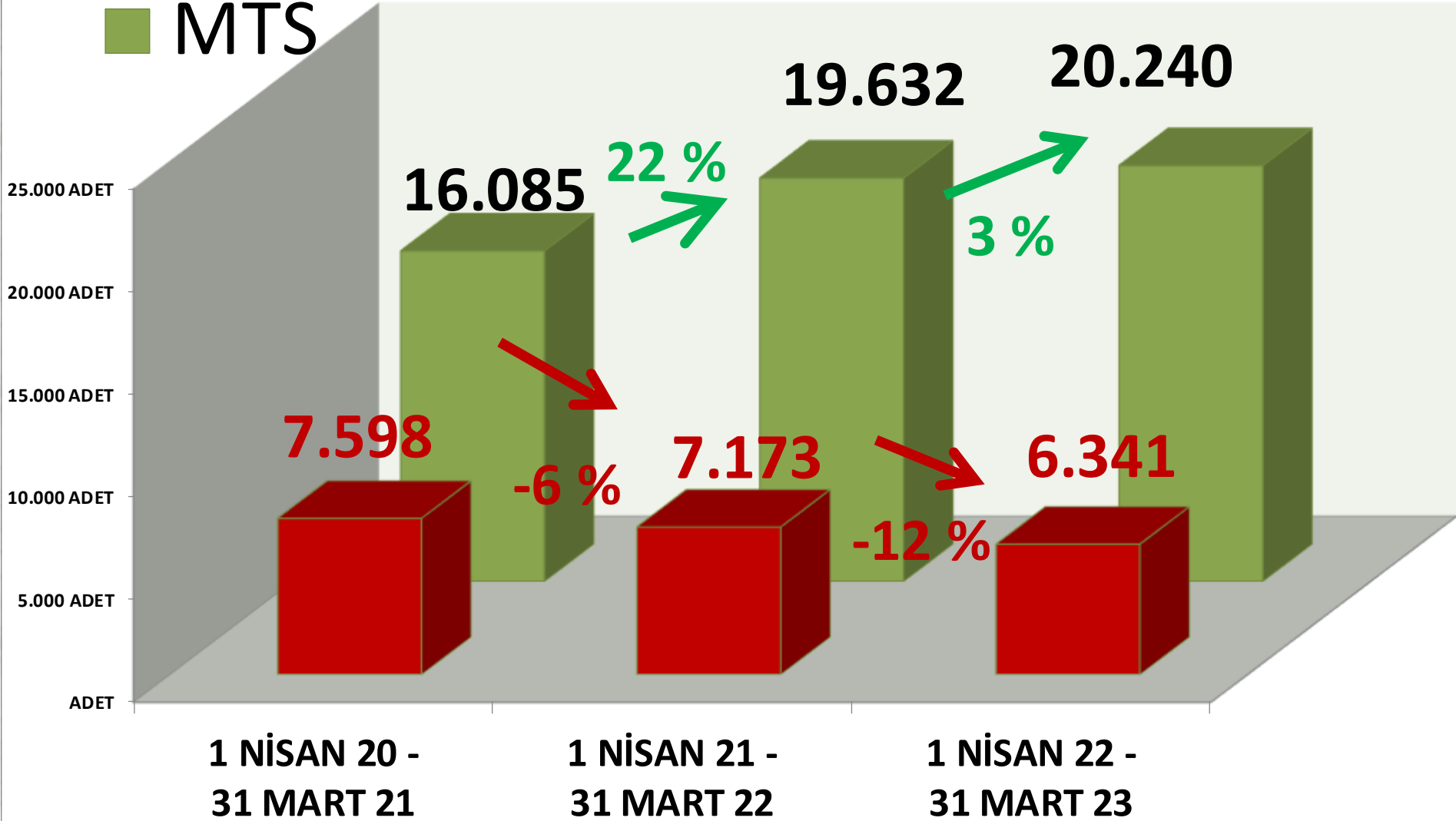
KÜÇÜKBAŞ İŞLEM MİKTARI

İŞLEM MİKTARI ADET	2021 MART	2022 MART	2023 MART		
MTS	3.062 ADET	21%	3.715 ADET	0%	3.707 ADET
TTS	149 ADET	206%	456 ADET	-100%	0

■ TTS

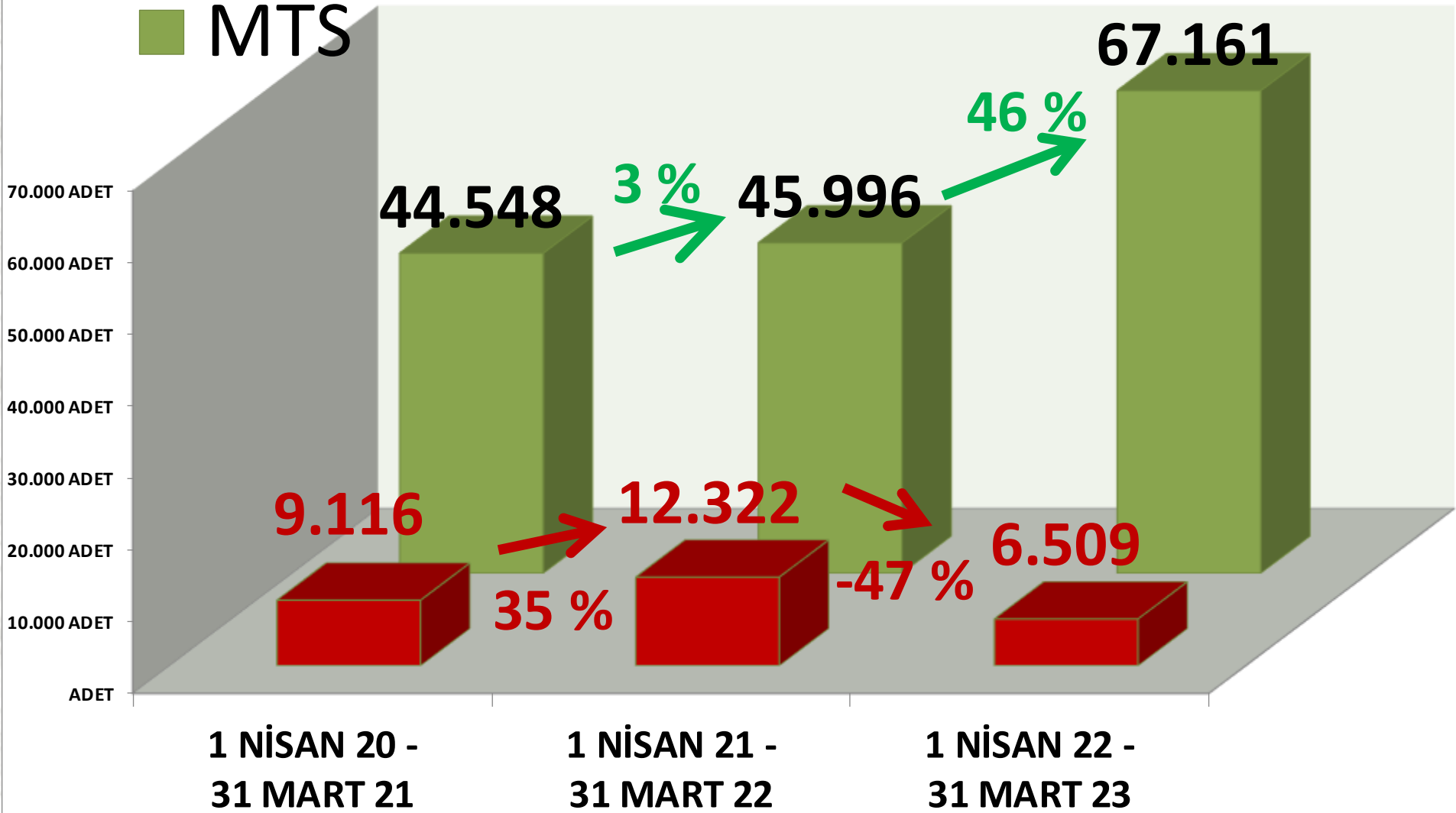
YILLIK BÜYÜKBAŞ İŞLEM MİKTARI (TON)

■ MTS



TTS YILLIK KÜÇÜKBAŞ İŞLEM MİKTARI (TON)

■ TTS
■ MTS





DINLEDİĞİNİZ İÇİN
TEŞEKKÜR EDERİM

RECEP MENGİ

