

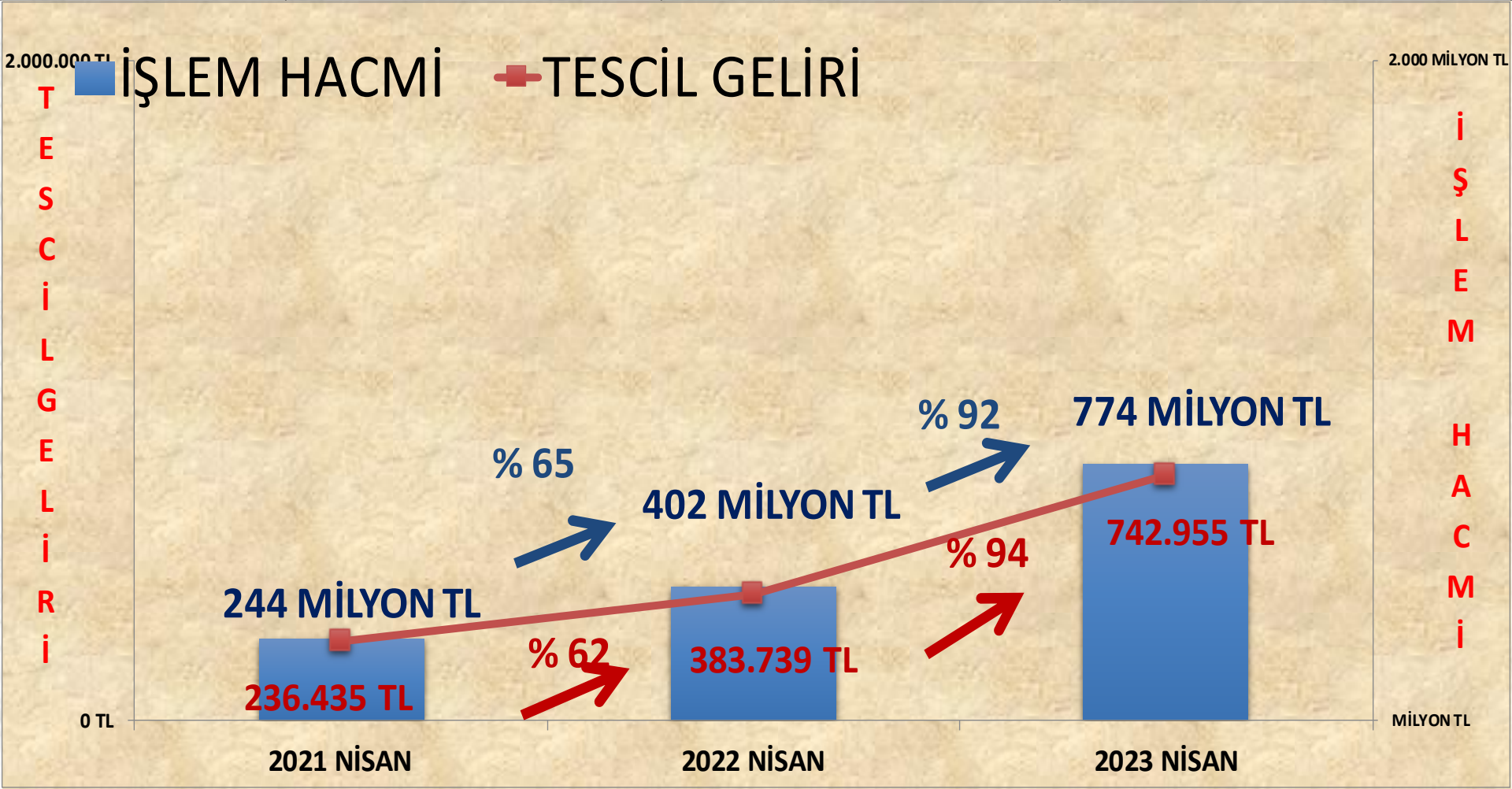


NISAN 2023 TESCİL SUNUMU



İŞLEM HACMİ VE TESCİL GELİRİ VERİLERİ

	2021 NİSAN		2022 NİSAN		2023 NİSAN
İŞLEM HACMİ	244 MİLYON TL	65%	402 MİLYON TL	92%	774 MİLYON TL
TESCİL GELİRİ	236.435 TL	62%	383.739 TL	94%	742.955 TL



2022 NİSAN

ÜRÜN GRUBU	Miktar(kg./lt/adet)	Tutar(TL)
BAKLİYAT VE MAMÜLLERİ	477.179	8.270.319
BITKİSEL YAĞLAR	1.000	15.000
KOTASYON DIŐI ÜRÜNLER	35.126.012	183.132.699
HAM DERİLER VE BAĞIRSAKLAR	14.304	172.224
HAYVANSAL YAĞLAR	175	10.023
HUBUBAT .	6.951.121	27.227.130
HUBUBAT MAMÜLLERİ	96.475	539.675
KASAPLIK CANLI HAYVANLAR	8.047	46.505.931
KURU MEYVELER	1.274.005	28.287.351
KÜSPELER	0	0
ORMAN MAHSÜLLERİ	418.692	2.651.471
TEKSTİL HAMMADDELERİ	1.095.372	44.751.020
YAĞLI TOHUMLAR	4.250.120	60.671.786
<u>TOPLAM</u>	49.712.502	402.234.629

2023 NİSAN

ÜRÜN GRUBU	Miktar(kg./lt/adet)	Tutar(TL)
BAKLİYAT VE MAMÜLLERİ	242.523	7.387.206
BİTKİSEL YAĞLAR	820	78.040
KOTASYON DIŞI ÜRÜNLER	36.164.779	462.800.142
HAM DERİLER VE BAĞIRSAKLAR	28.786	486.356
HAYVANSAL YAĞLAR	677	74.746
HUBUBAT .	12.745.926	78.655.635
HUBUBAT MAMÜLLERİ	150.135	1.093.750
KASAPLIK CANLI HAYVANLAR	9.289	84.527.308
KURU MEYVELER	299.325	12.454.280
KÜSPELER	0	0
ORMAN MAHSÜLLERİ	155.516	1.523.710
TEKSTİL HAMMADDELERİ	852.857	32.528.783
YAĞLI TOHUMLAR	3.031.833	92.437.466
<u>TOPLAM</u>	53.682.467	774.047.422

2022 NİSAN - 2023 NİSAN DEĞİŞİM

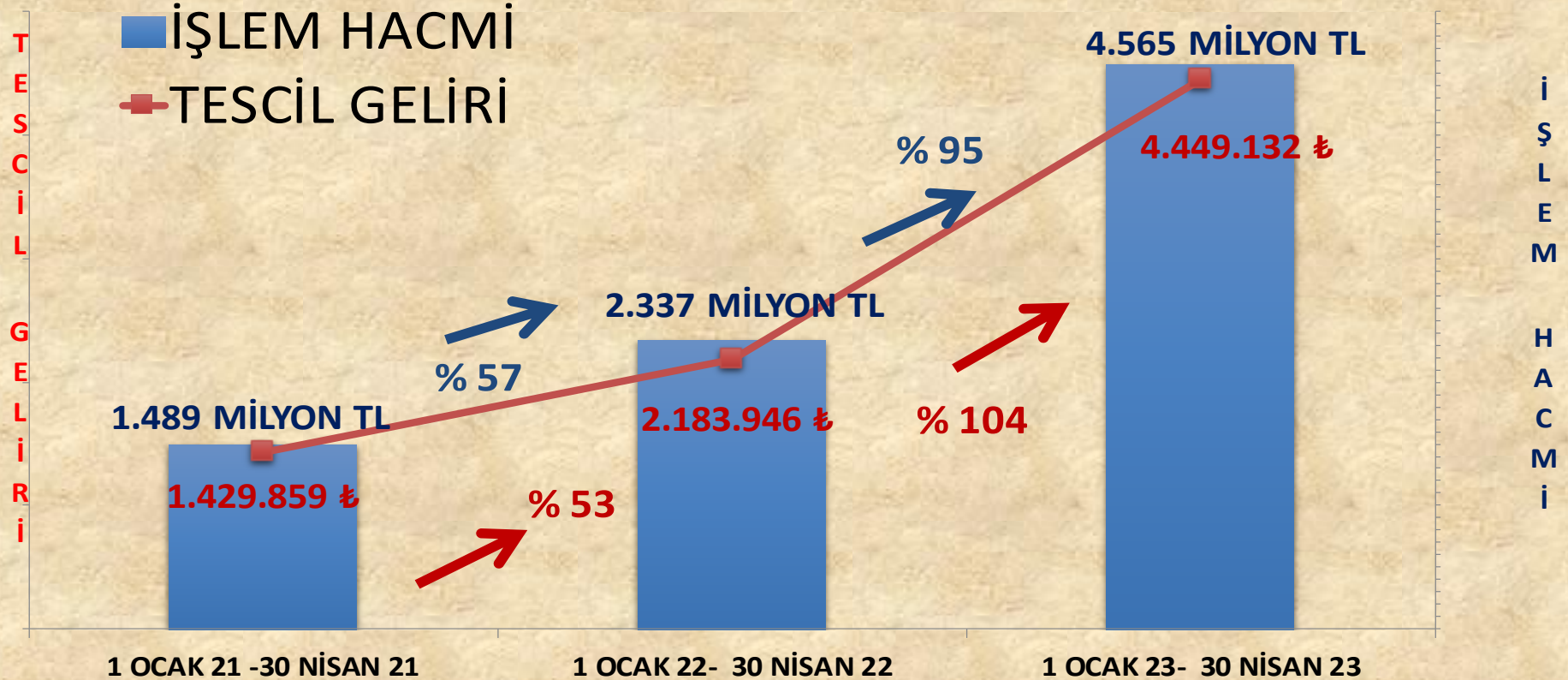
ÜRÜN GRUBU	Miktar(kg./lt/adet)	Tutar(TL)
BAKLIYAT VE MAMÜLLERİ	-234.656	-883.112
BİTKİSEL YAĞLAR	-180	63.040
KOTASYON DIŞI ÜRÜNLER	1.038.767	279.667.443
HAM DERİLER VE BAĞIRSAKLAR	14.482	314.133
HAYVANSAL YAĞLAR	502	64.722
HUBUBAT .	5.794.806	51.428.505
HUBUBAT MAMÜLLERİ	53.660	554.075
KASAPLIK CANLI HAYVANLAR	1.242	38.021.377
KURU MEYVELER	-974.679	-15.833.071
KÜSPELER	0	0
ORMAN MAHSÜLLERİ	-263.176	-1.127.761
TEKSTİL HAMMADDELERİ	-242.515	-12.222.237
YAĞLI TOHUMLAR	-1.218.287	31.765.680
<u>TOPLAM</u>	3.969.966	371.812.793

2022 NİSAN - 2023 NİSAN DEĞİŞİM ORANI

ÜRÜN GRUBU	Miktar(kg./lt/adet)	Tutar(TL)
BAKLİYAT VE MAMÜLLERİ	-49%	-11%
BİTKİSEL YAĞLAR	-18%	420%
KOTASYON DIŞI ÜRÜNLER	3%	153%
HAM DERİLER VE BAĞIRSAKLAR	101%	182%
HAYVANSAL YAĞLAR	287%	646%
HUBUBAT .	83%	189%
HUBUBAT MAMÜLLERİ	56%	103%
KASAPLIK CANLI HAYVANLAR	15%	82%
KURU MEYVELER	-77%	-56%
KÜSPELER	-	-
ORMAN MAHSÜLLERİ	-63%	-43%
TEKSTİL HAMMADDELERİ	-22%	-27%
YAĞLI TOHUMLAR	-29%	52%
<u>TOPLAM</u>	8%	92%

İŞLEM HACMİ VE TESCİL GELİRİ VERİLERİ

	1 OCAK 21 -30 NİSAN 21	1 OCAK 22- 30 NİSAN 22	1 OCAK 23- 30 NİSAN 23
İŞLEM HACMI	1.489 MİLYON TL	2.337 MİLYON TL	4.565 MİLYON TL
TESCİL GELİRİ	1.429.859 TL	2.183.946 TL	4.449.132 TL



1 OCAK - 30 NİSAN 2022

	Miktar(kg./lt/adet)	Tutar(TL)
BAKLİYAT VE MAMÜLLERİ	1.667.336	25.608.844
BİTKİSEL YAĞLAR	4.250	151.990
KOTASYON DIŞI ÜRÜNLER	244.098.677	1.214.235.253
HAM DERİLER VE BAĞIRSAKLAR	109.683	1.249.389
HAYVANSAL YAĞLAR	2.077	105.721
HUBUBAT .	31.746.979	119.659.044
HUBUBAT MAMÜLLERİ	491.605	1.966.275
KASAPLIK CANLI HAYVANLAR	27.928	153.631.477
KURU MEYVELER	5.109.513	111.032.498
KÜSPELER	0	0
MEYVE ÇEKİRDEKLERİ	500	15.939
ORMAN MAHSÜLLERİ	1.740.006	12.185.398
TEKSTİL HAMMADDELERİ	17.251.750	357.961.462
YAĞLI TOHUMLAR	27.690.858	338.871.095
<u>TOPLAM</u>	329.941.162	2.336.674.384

1 OCAK - 30 NİSAN 2023

	Miktar(kg./lt/adet)	Tutar(TL)
BAKLİYAT VE MAMÜLLERİ	1.532.153	45.612.650
BİTKİSEL YAĞLAR	34.630	2.761.446
KOTASYON DIŞI ÜRÜNLER	315.706.139	2.878.721.518
HAM DERİLER VE BAĞIRSAKLAR	959.428	1.082.884
HAYVANSAL YAĞLAR	833	93.420
HUBUBAT .	121.188.584	571.042.810
HUBUBAT MAMÜLLERİ	916.850	6.299.135
KASAPLIK CANLI HAYVANLAR	27.702	305.391.176
KURU MEYVELER	2.843.962	111.086.582
KÜSPELER	0	0
MEYVE ÇEKİRDEKLERİ	0	0
ORMAN MAHSÜLLERİ	655.506	7.389.638
TEKSTİL HAMMADDELERİ	15.290.234	287.949.518
YAĞLI TOHUMLAR	13.787.436	347.852.952
<u>TOPLAM</u>	472.943.456	4.565.283.731

1 OCAK - 30 NİSAN 2022-23 DEĞİŞİM

	Miktar(kg./lt/adet)	Tutar(TL)
BAKLİYAT VE MAMÜLLERİ	-135.183	20.003.806
BITKİSEL YAĞLAR	30.380	2.609.456
KOTASYON DIŞI ÜRÜNLER	71.607.463	1.664.486.266
HAM DERİLER VE BAĞIRSAKLAR	849.745	-166.505
HAYVANSAL YAĞLAR	-1.244	-12.301
HUBUBAT .	89.441.605	451.383.766
HUBUBAT MAMÜLLERİ	425.245	4.332.860
KASAPLIK CANLI HAYVANLAR	-226	151.759.699
KURU MEYVELER	-2.265.552	54.084
KÜSPELER	0	0
MEYVE ÇEKİRDEKLERİ	-500	-15.939
ORMAN MAHSÜLLERİ	-1.084.500	-4.795.759
TEKSTİL HAMMADDELERİ	-1.961.516	-70.011.944
YAĞLI TOHUMLAR	-13.903.421	8.981.857
<u>TOPLAM</u>	143.002.295	2.228.609.347

1 OCAK - 30 NİSAN 2022-23 DEĞİŞİM ORANI

	Miktar(kg./lt/adet)	Tutar(TL)
BAKLİYAT VE MAMÜLLERİ	-8%	78%
BİTKİSEL YAĞLAR	715%	1717%
KOTASYON DIŞI ÜRÜNLER	29%	137%
HAM DERİLER VE BAĞIRSAKLAR	775%	-13%
HAYVANSAL YAĞLAR	-60%	-12%
HUBUBAT .	282%	377%
HUBUBAT MAMÜLLERİ	87%	220%
KASAPLIK CANLI HAYVANLAR	-1%	99%
KURU MEYVELER	-44%	0%
KÜSPELER	-	-
MEYVE ÇEKİRDEKLERİ	-100%	-100%
ORMAN MAHSÜLLERİ	-62%	-39%
TEKSTİL HAMMADDELERİ	-11%	-20%
YAĞLI TOHUMLAR	-50%	3%
<u>TOPLAM</u>	43%	95%

ARPA

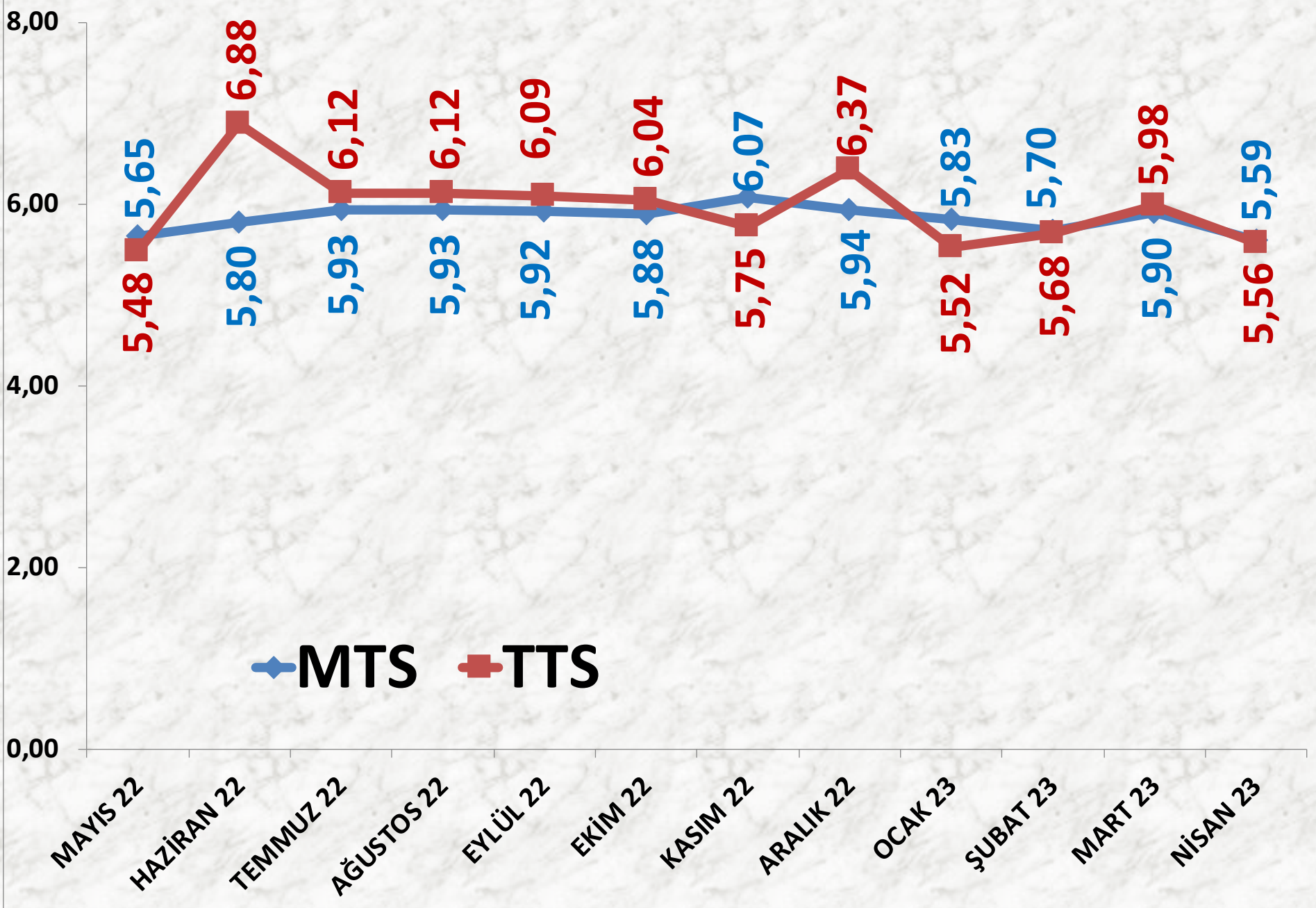
İŞLEM MİKTARI TON	2021 NİSAN	2022 NİSAN		2023 NİSAN	
MTS	356 TON	-56%	157 TON	-46%	85 TON
TTS	663 TON	-71%	194 TON	3062%	6.134 TON

EN AZ FİYAT	2021 NİSAN	2022 NİSAN		2023 NİSAN	
MTS	1,30 TL	208%	4,00 TL	35%	5,40 TL
TTS	1,80 TL	150%	4,50 TL	21%	5,45 TL

EN ÇOK FİYAT	2021 NİSAN	2022 NİSAN		2023 NİSAN	
MTS	2,00 TL	175%	5,50 TL	18%	6,50 TL
TTS	2,50 TL	80%	4,50 TL	36%	6,10 TL

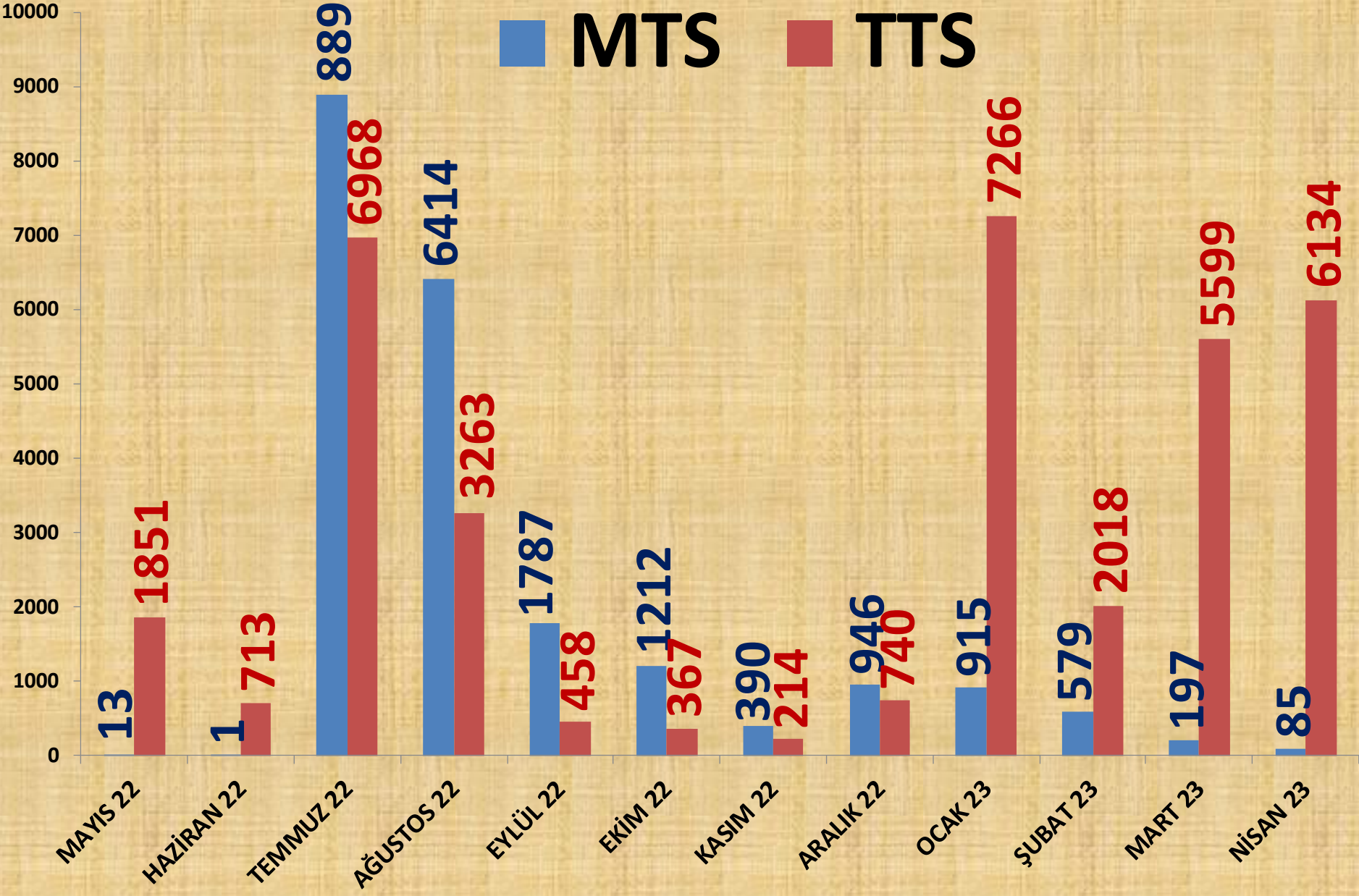
ORTALAMA FİYAT	2021 NİSAN	2022 NİSAN		2023 NİSAN	
MTS	1,69 TL	174%	4,63 TL	21%	5,59 TL
TTS	1,83 TL	149%	4,57 TL	22%	5,56 TL

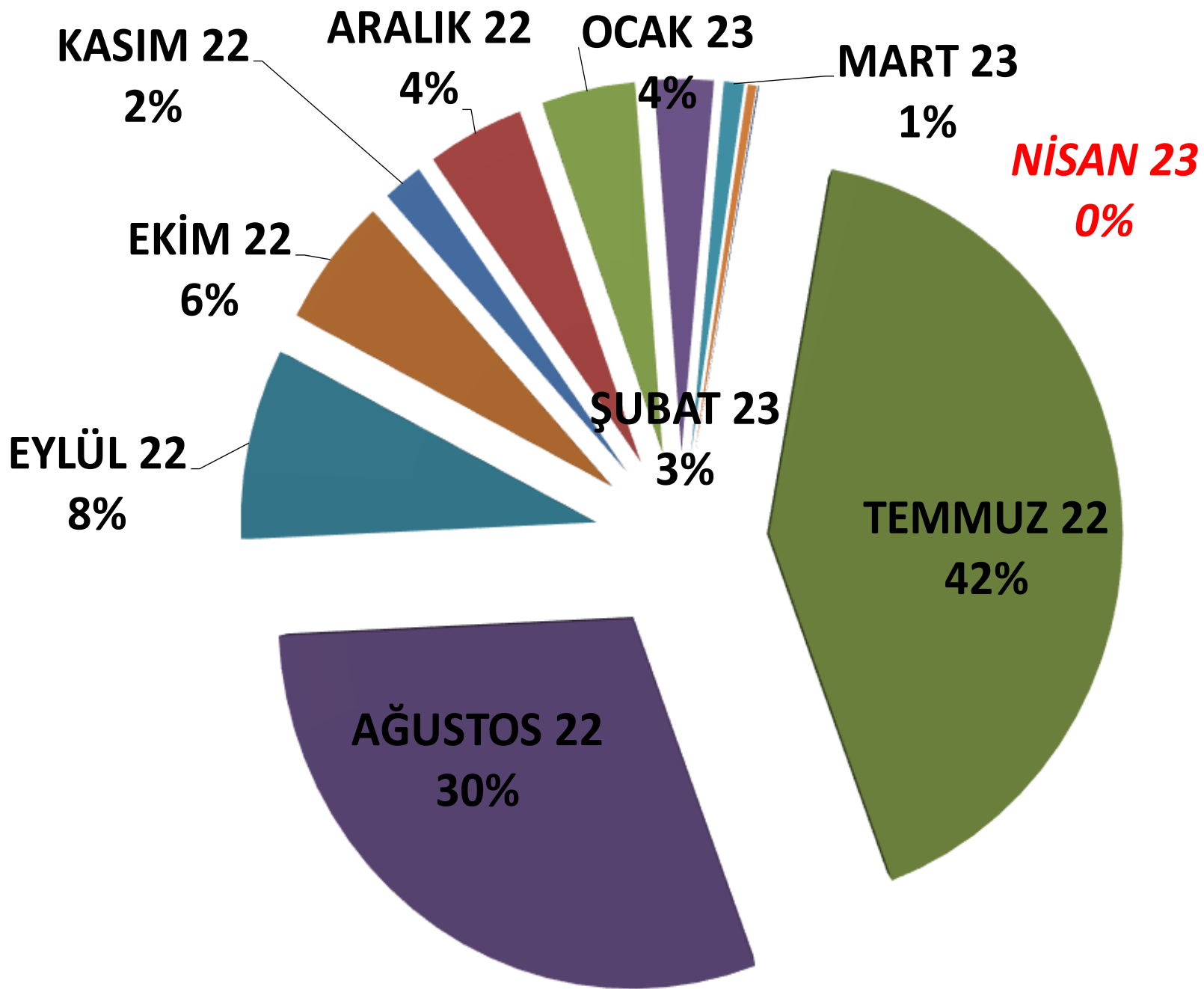
AYLIK ARPA FİYAT TRENDİ (TL)



AYLIK ARPA İŞLEM MİKTARI (TON)

■ MTS ■ TTS



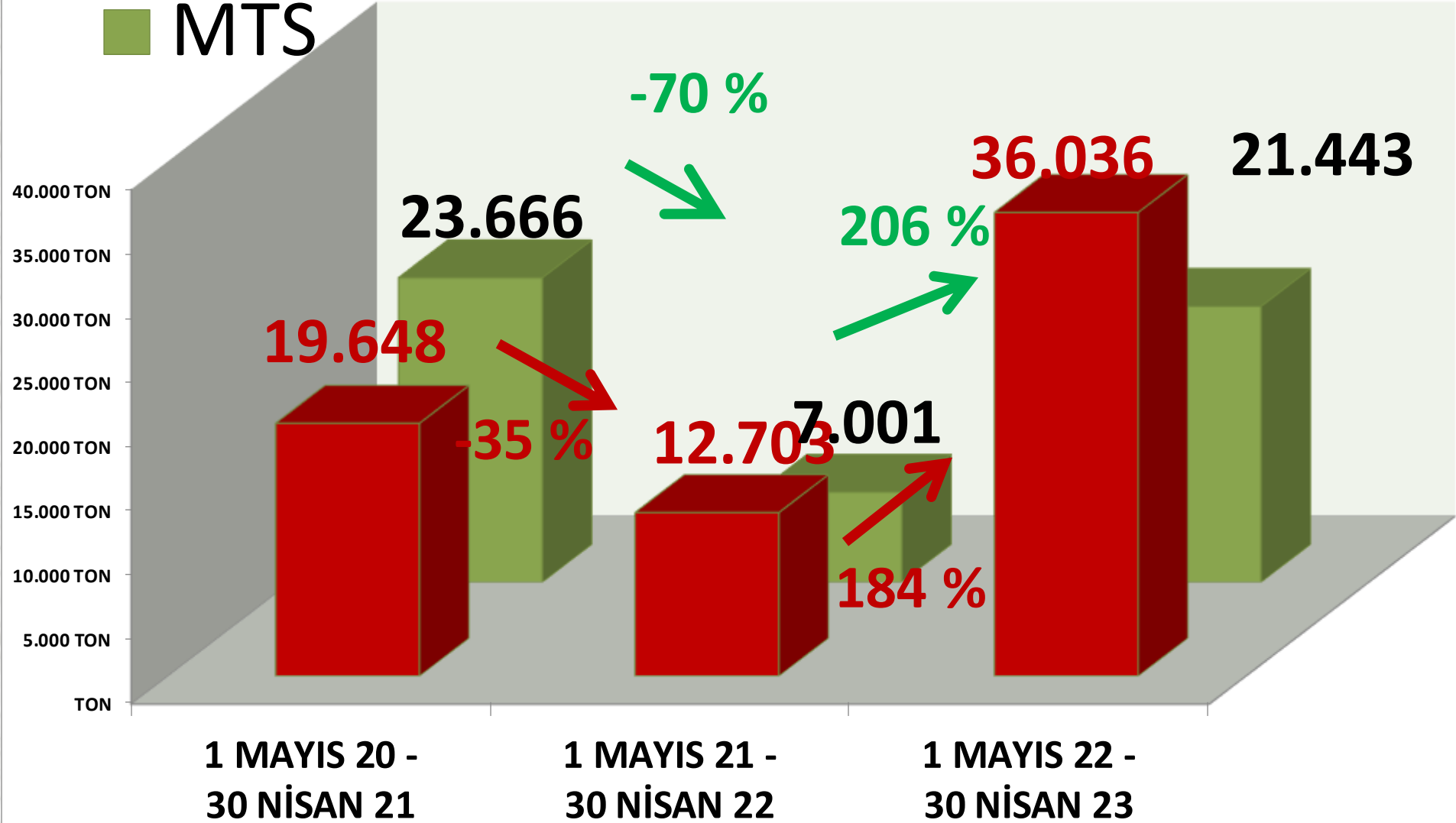


AYLIK ARPA MTS İŞLEM MİKTARI ORANLARI

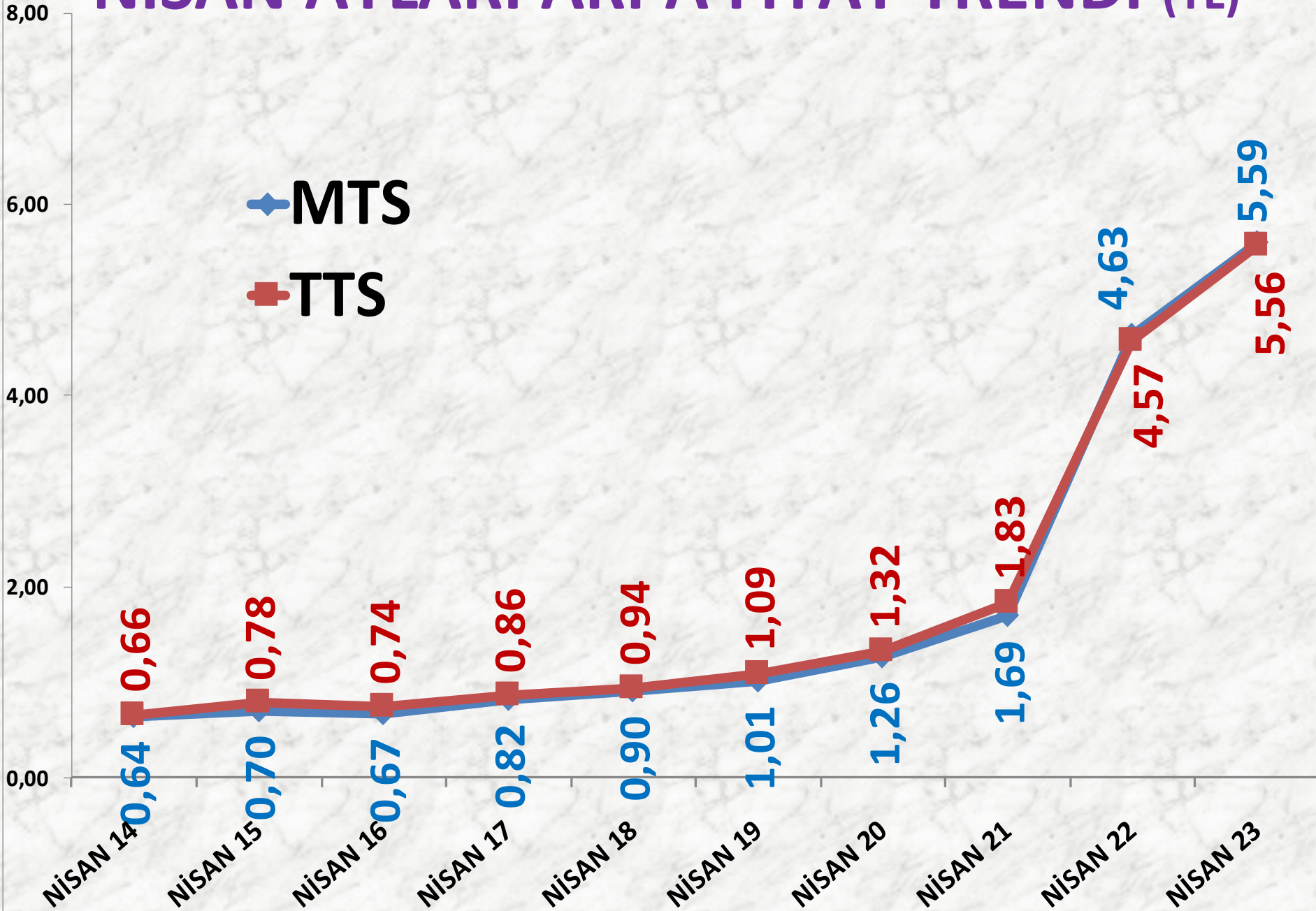
■ TTS

YILLIK ARPA İŞLEM MİKTARI (TON)

■ MTS



NİSAN AYLARI ARPA FİYAT TRENDİ (TL)



BUĞDAY

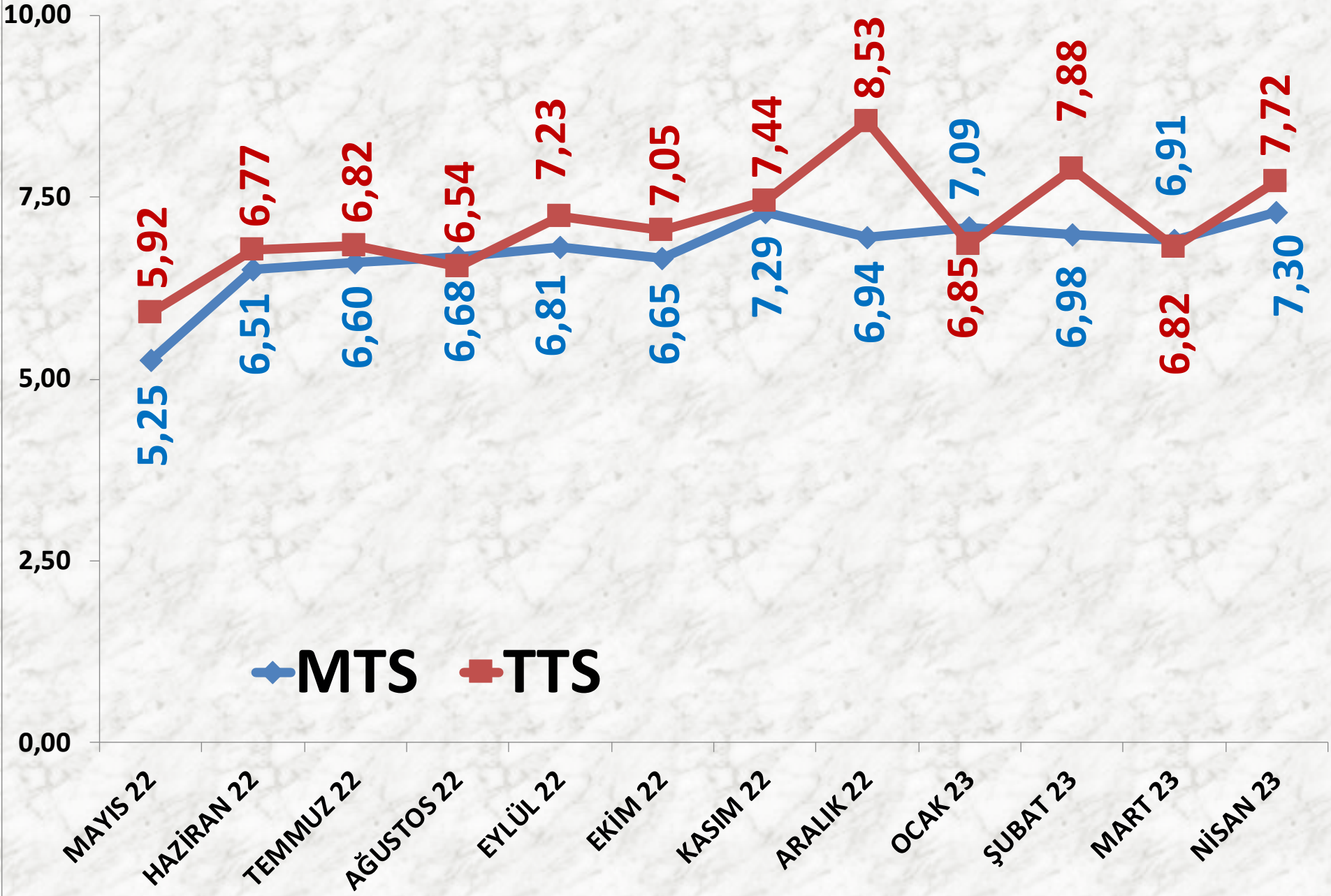
İŞLEM MİKTARI TON	2021 NİSAN	2022 NİSAN		2023 NİSAN	
MTS	356 TON	-56%	157 TON	-46%	85 TON
TTS	663 TON	-71%	194 TON	3062%	6.134 TON

EN AZ FİYAT	2021 NİSAN	2022 NİSAN		2023 NİSAN	
MTS	1,58 TL	153%	4,00 TL	50%	6,00 TL
TTS	2,09 TL	139%	5,00 TL	17%	5,85 TL

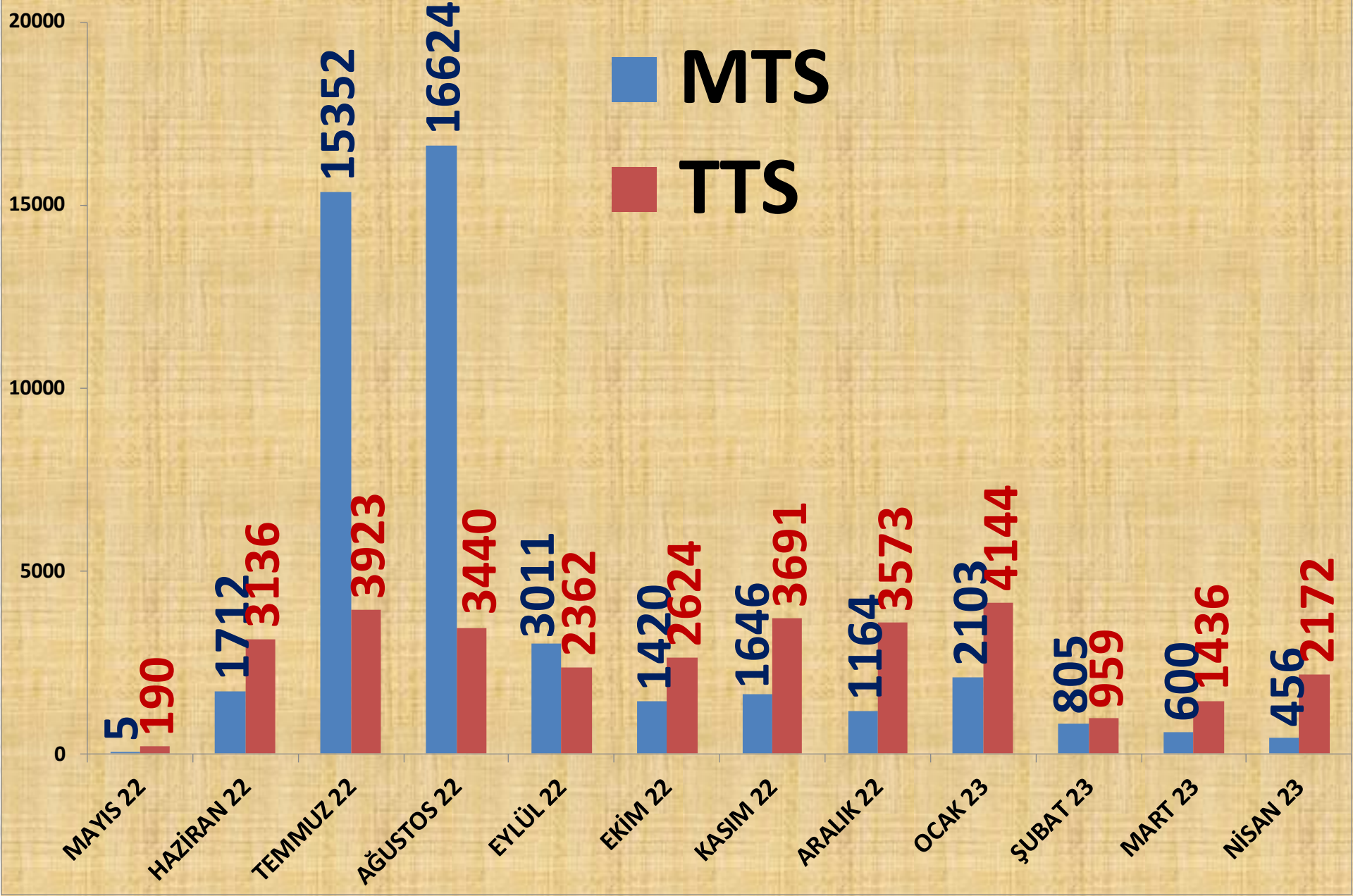
EN ÇOK FİYAT	2021 NİSAN	2022 NİSAN		2023 NİSAN	
MTS	2,22 TL	193%	6,50 TL	32%	8,60 TL
TTS	2,23 TL	236%	7,50 TL	11%	8,30 TL

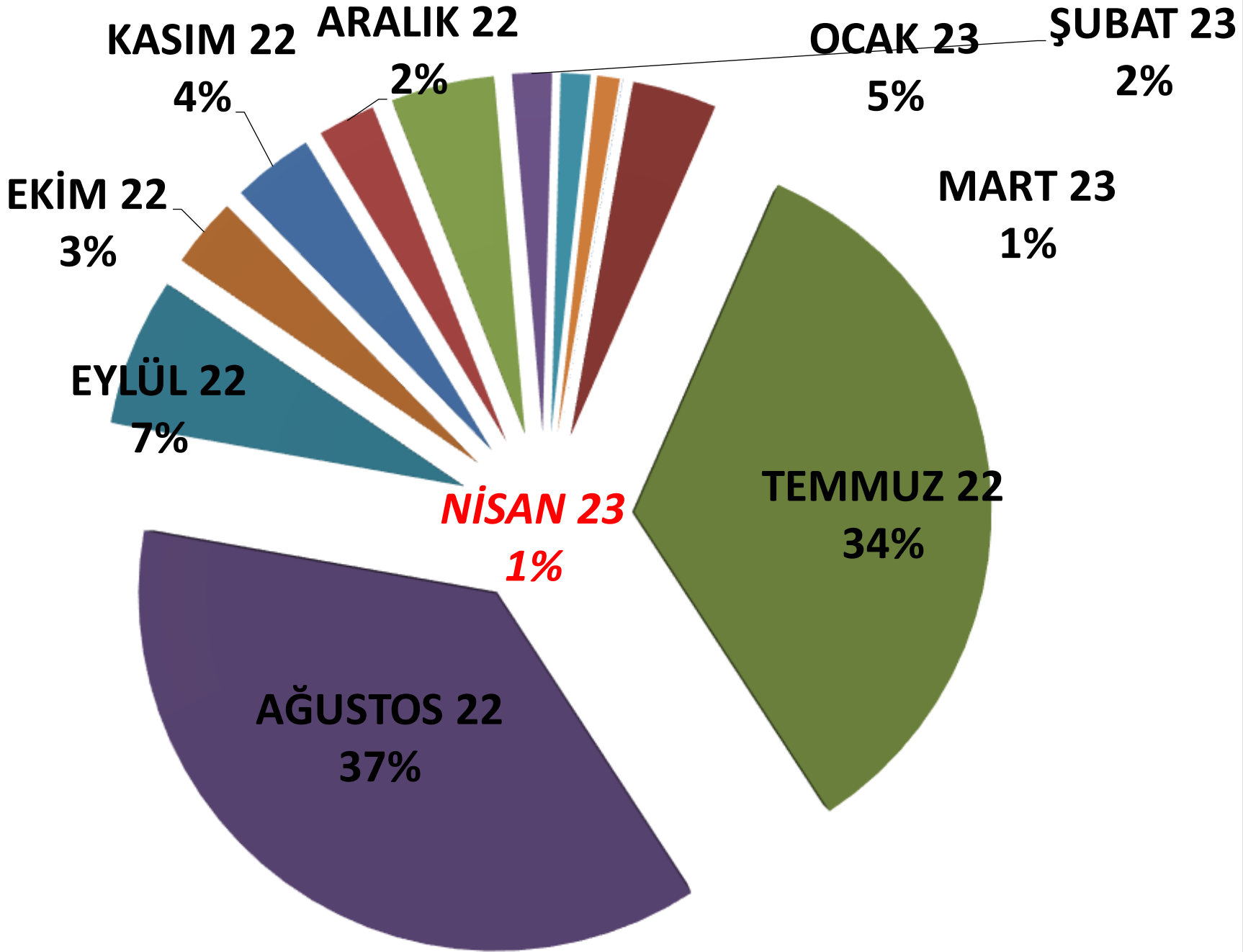
ORTALAMA FİYAT	2021 NİSAN	2022 NİSAN		2023 NİSAN	
MTS	1,94 TL	149%	4,82 TL	51%	7,30 TL
TTS	2,20 TL	152%	5,54 TL	39%	7,72 TL

AYLIK BUĞDAY FİYAT TRENDİ (TL)



AYLIK BUĞDAY İŞLEM MİKTARI (TON)





AYLIK BUĞDAY MTS İŞLEM MİKTARI ORANLARI

■ TTS

YILLIK BUĞDAY İŞLEM MİKTARI (TON)

■ MTS

44.897

33.213

-22 %

26.015

73 %

36.853

-6 %

34.495

10 %

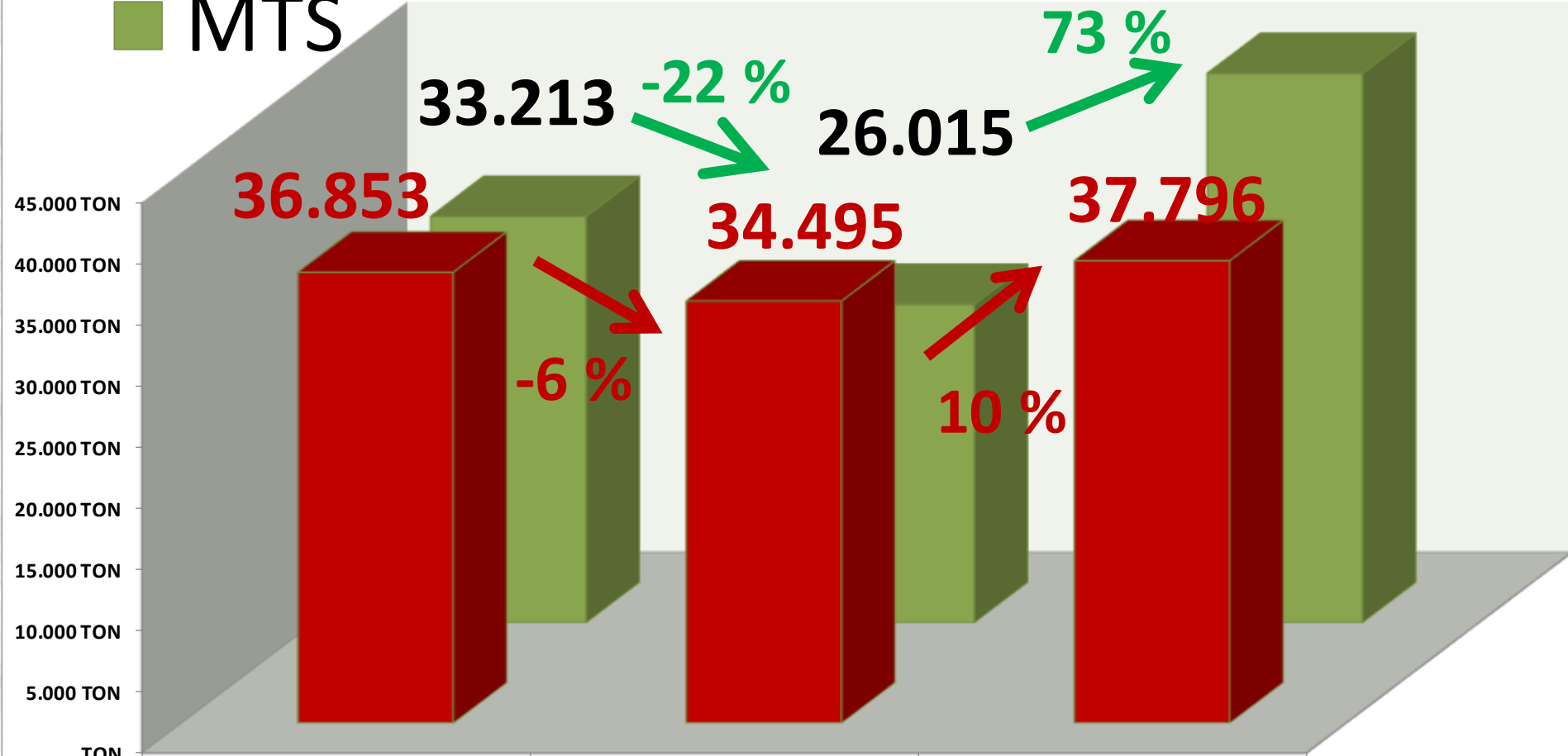
37.796

45.000 TON
40.000 TON
35.000 TON
30.000 TON
25.000 TON
20.000 TON
15.000 TON
10.000 TON
5.000 TON
TON

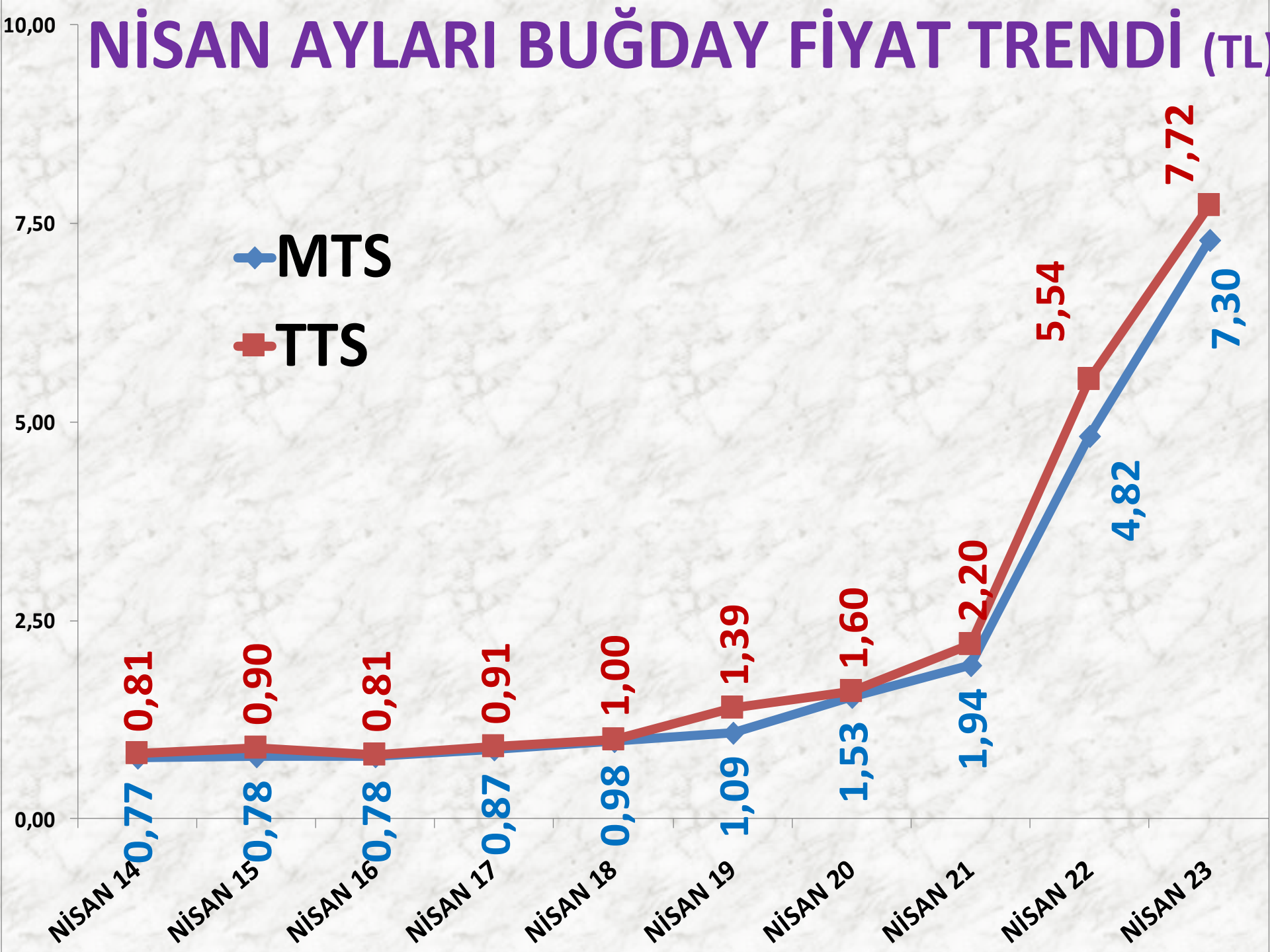
1 MAYIS 20 -
30 NİSAN 21

1 MAYIS 21 -
30 NİSAN 22

1 MAYIS 22 -
30 NİSAN 23



NİSAN AYLARI BUĞDAY FİYAT TRENDİ (TL)



MISIR DANE

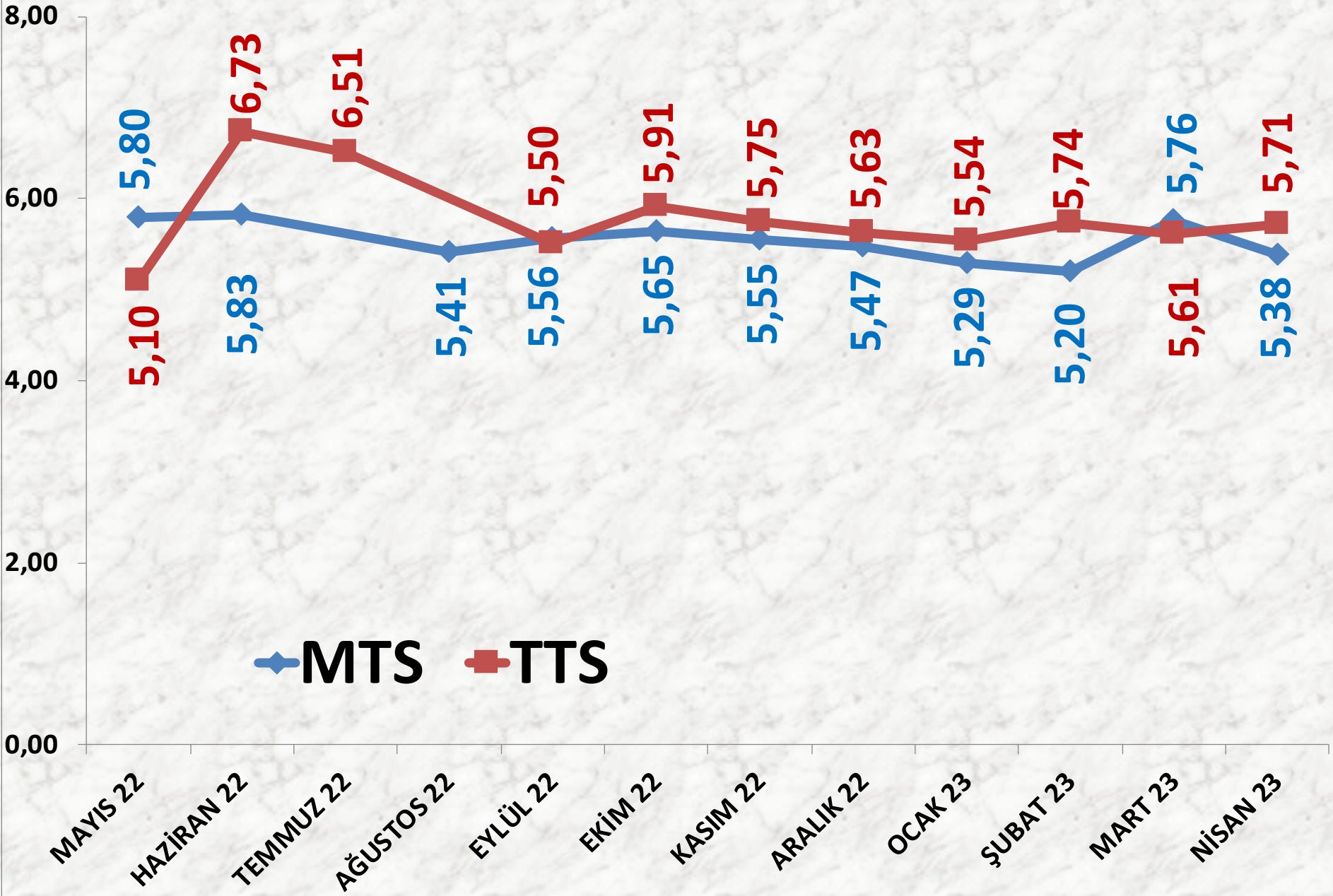
İŞLEM MİKTARI TON	2021 NİSAN	2022 NİSAN		2023 NİSAN	
MTS	1.513 TON	-51%	738 TON	189%	2.132 TON
TTS	1.360 TON	-30%	951 TON	58%	1.501 TON

EN AZ FİYAT	2021 NİSAN	2022 NİSAN		2023 NİSAN	
MTS	1,40 TL	114%	3,00 TL	57%	4,70 TL
TTS	1,80 TL	172%	4,90 TL	14%	5,60 TL

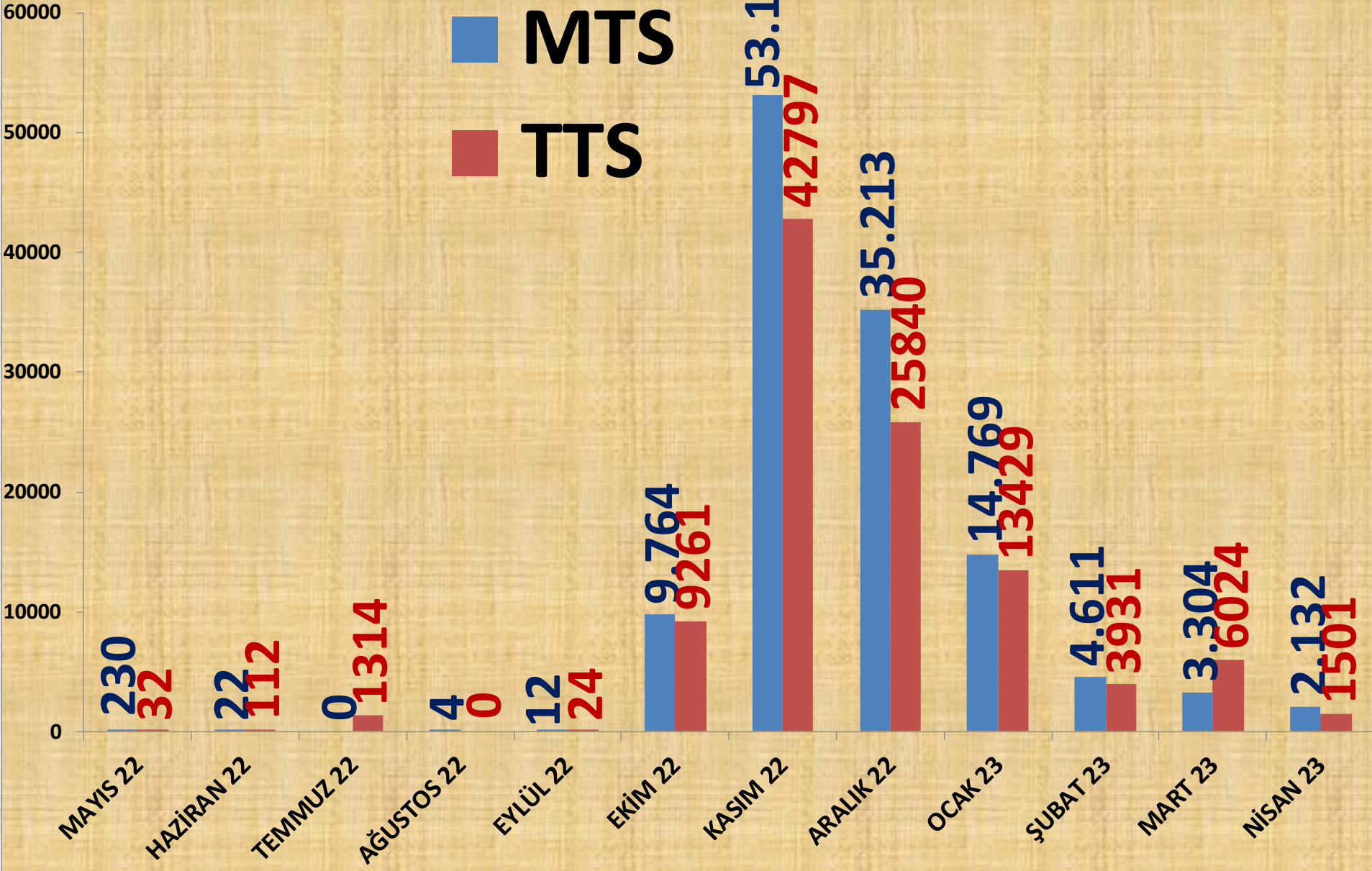
EN ÇOK FİYAT	2021 NİSAN	2022 NİSAN		2023 NİSAN	
MTS	1,93 TL	159%	5,00 TL	18%	5,92 TL
TTS	2,05 TL	168%	5,50 TL	16%	6,40 TL

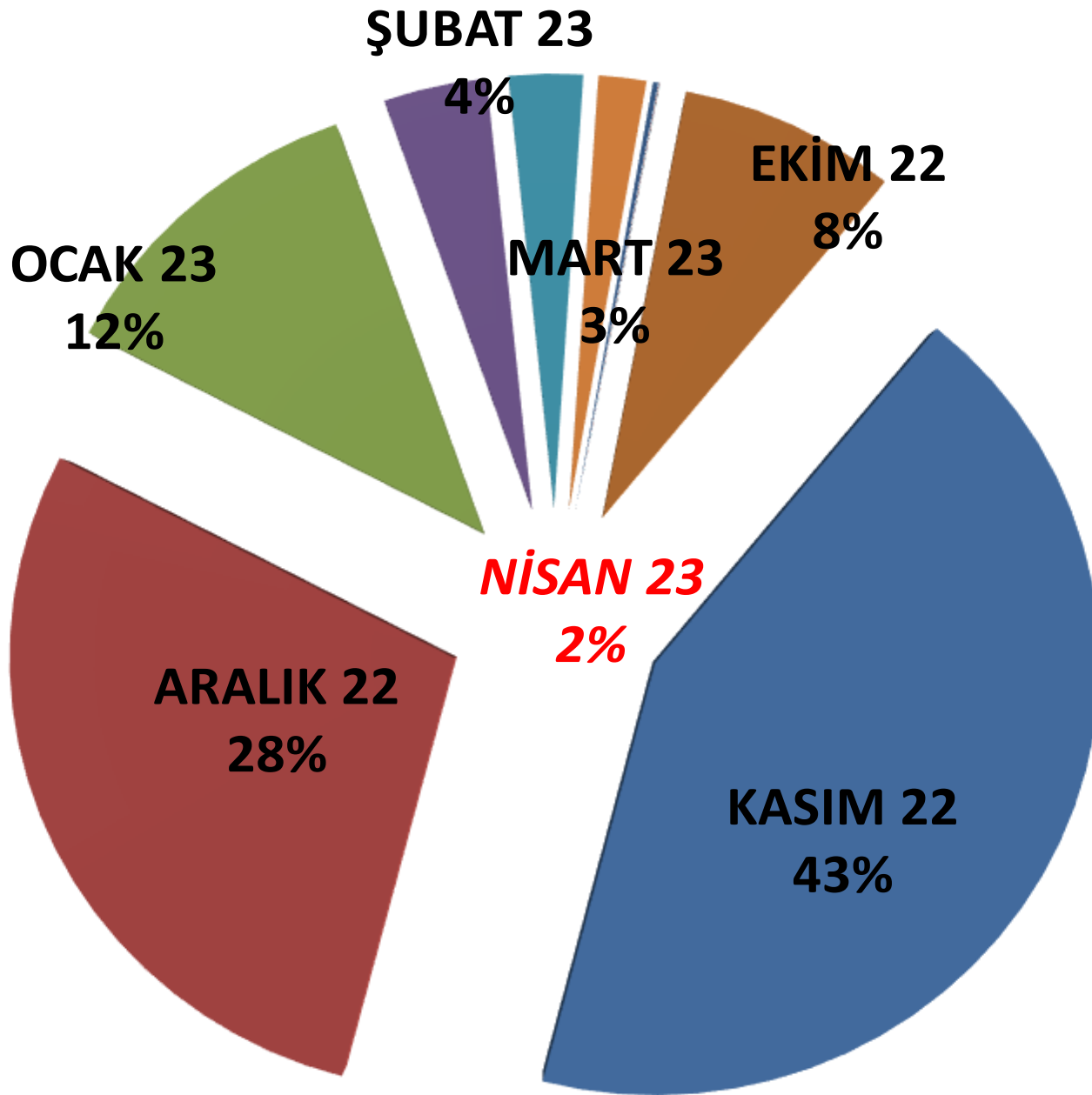
ORTALAMA FİYAT	2021 NİSAN	2022 NİSAN		2023 NİSAN	
MTS	1,86 TL	138%	4,42 TL	22%	5,38 TL
TTS	1,95 TL	163%	5,13 TL	11%	5,71 TL

AYLIK MISIR DANE FİYAT TRENDİ (TL)



AYLIK MISIR DANE İŞLEM MİKTARI (TON)



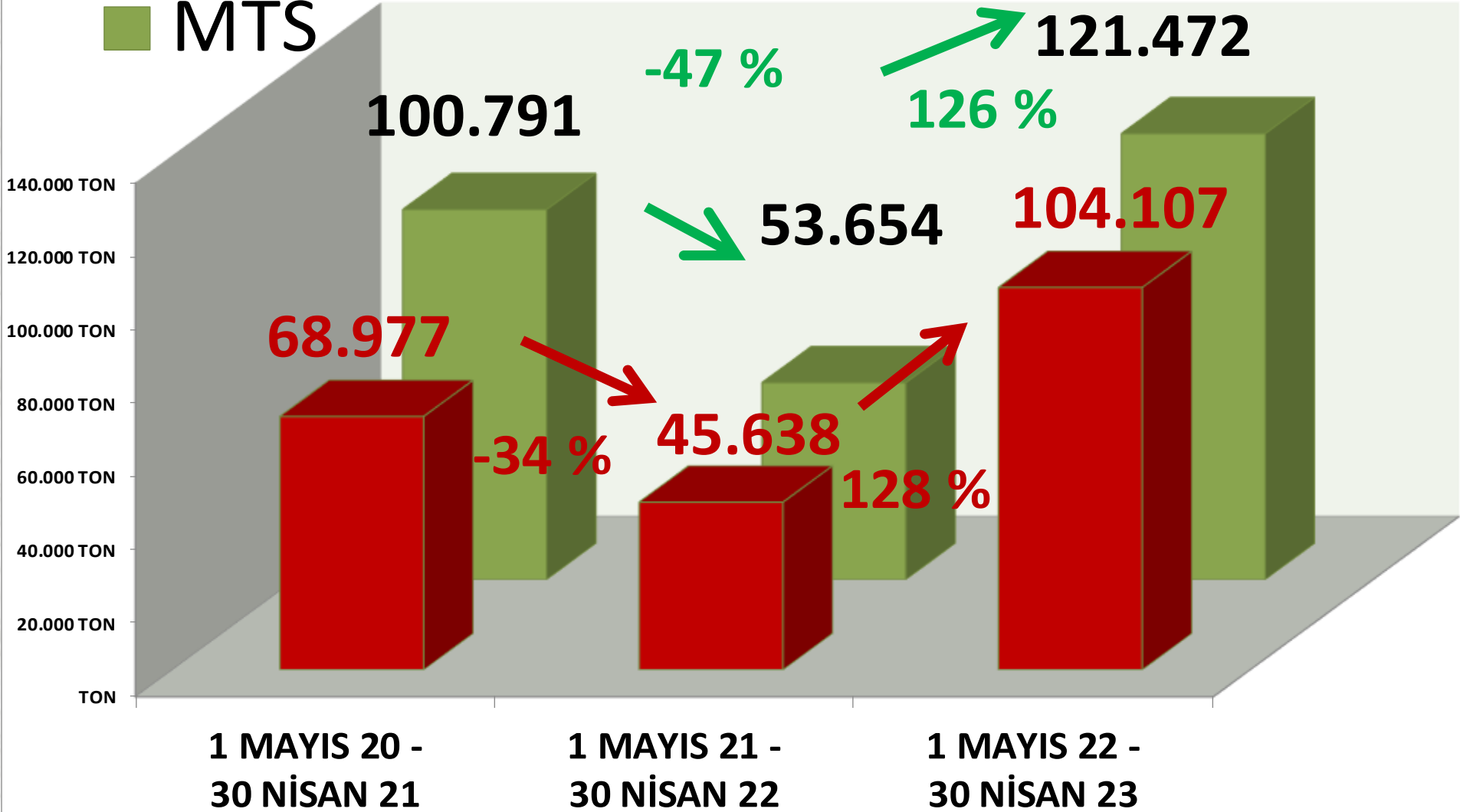


AYLIK MISIR DANE MTS İŞLEM MİKTARI ORANLARI

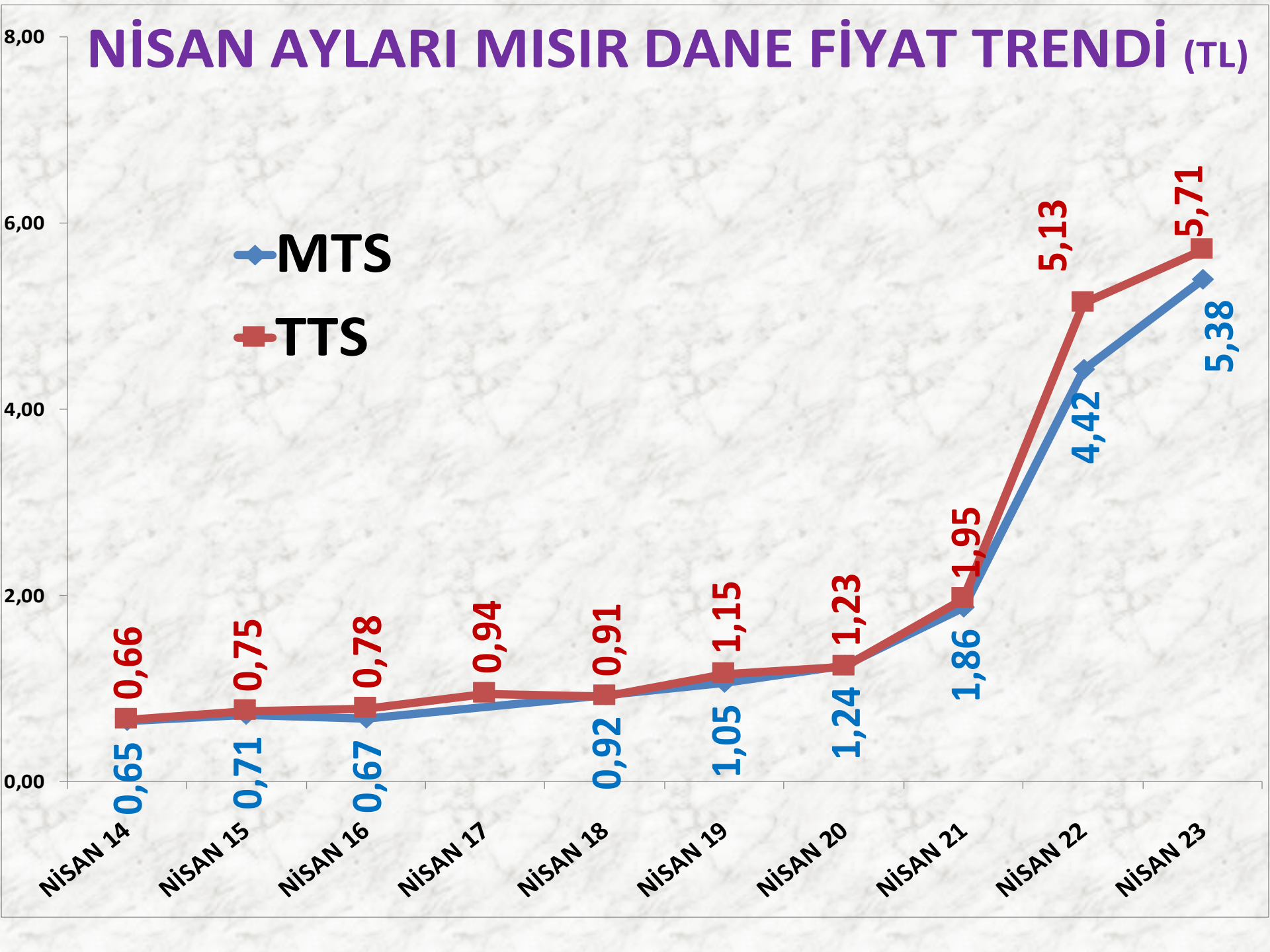
■ TTS

YILLIK MISIR DANE İŞLEM MİKTARI (TON)

■ MTS



NİSAN AYLARI MISIR DANE FİYAT TRENDİ (TL)



NOHUT

İŞLEM MİKTARI TON	2021 NİSAN	2022 NİSAN		2023 NİSAN	
MTS	464 TON	-15%	394 TON	-44%	221 TON
TTS	325 TON	-74%	83 TON	-86%	12 TON

EN AZ FİYAT	2021 NİSAN	2022 NİSAN		2023 NİSAN	
MTS	2,75 TL	200%	8,25 TL	176%	22,80 TL
TTS	2,50 TL	220%	8,00 TL	246%	27,66 TL

EN ÇOK FİYAT	2021 ŞUBAT	2022 MART		2023 MART	
MTS	12,16 TL	106%	25,00 TL	51%	37,79 TL
TTS	7,50 TL	100%	15,00 TL	103%	30,50 TL

ORTALAMA FİYAT	2021 NİSAN	2022 NİSAN		2023 NİSAN	
MTS	6,94 TL	157%	17,87 TL	74%	31,07 TL
TTS	5,69 TL	160%	14,79 TL	87%	27,66 TL

NOHUT DOĞAL

İŞLEM MİKTARI TON	2021 NİSAN	2022 NİSAN		2023 NİSAN	
MTS	45 TON	104%	91 TON	-7%	85 TON
TTS	159 TON	-66%	54 TON	-79%	12 TON

EN AZ FİYAT	2021 NİSAN	2022 NİSAN		2023 NİSAN	
MTS	2,75 TL	360%	12,65 TL	80%	22,80 TL
TTS	3,80 TL	189%	11,00 TL	151%	27,66 TL

EN ÇOK FİYAT	2021 NİSAN	2022 NİSAN		2023 NİSAN	
MTS	5,00 TL	163%	13,16 TL	117%	28,50 TL
TTS	4,95 TL	228%	16,25 TL	70%	27,66 TL

ORTALAMA FİYAT	2021 NİSAN	2022 NİSAN		2023 NİSAN	
MTS	4,05 TL	216%	12,82 TL	94%	24,86 TL
TTS	4,64 TL	238%	15,68 TL	76%	27,66 TL

NOHUT - ELENMİŞ

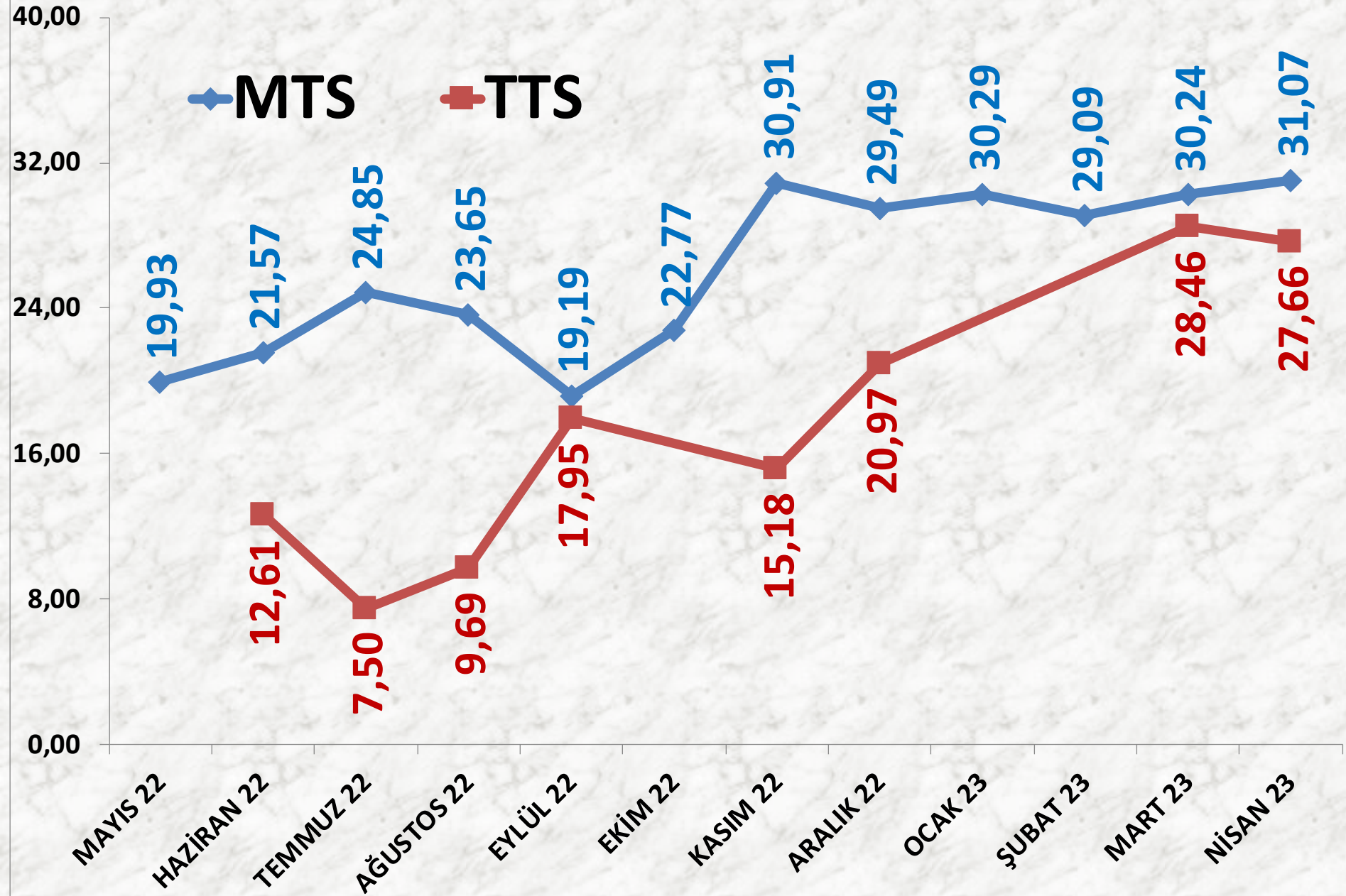
İŞLEM MİKTARI TON	2021 NİSAN	2022 NİSAN		2023 NİSAN	
MTS	419 TON	-33%	283 TON	-52%	136 TON
TTS	160 TON	-91%	14 TON	-100%	0

EN AZ FİYAT	2021 NİSAN	2022 NİSAN		2023 NİSAN	
MTS	5,25 TL	265%	19,15 TL	61%	30,77 TL
TTS	5,50 TL	245%	19,00 TL	-	-

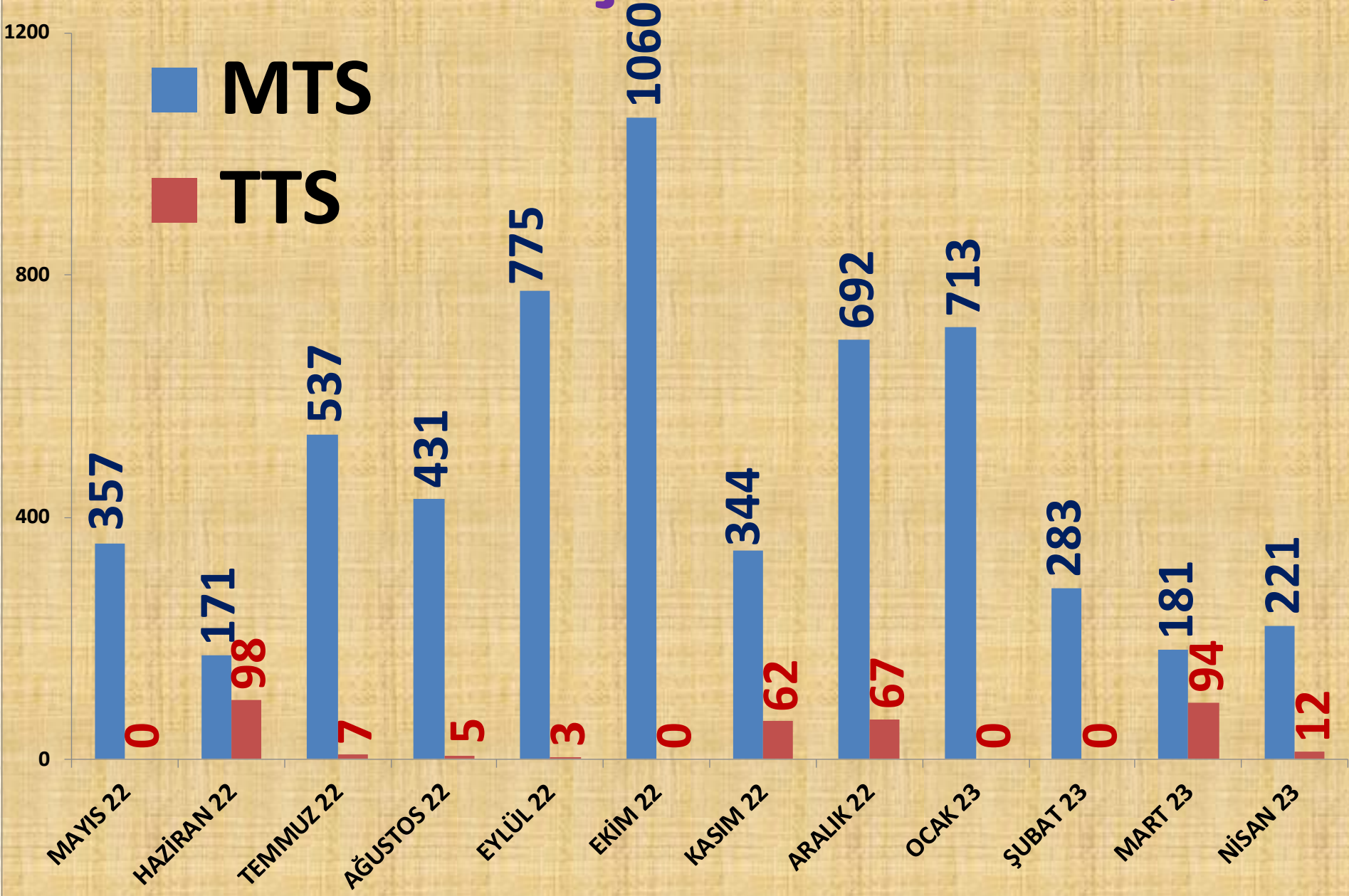
EN ÇOK FİYAT	2021 NİSAN	2022 NİSAN		2023 NİSAN	
MTS	12,20 TL	105%	25,00 TL	48%	37,00 TL
TTS	11,75 TL	62%	19,00 TL	-	-

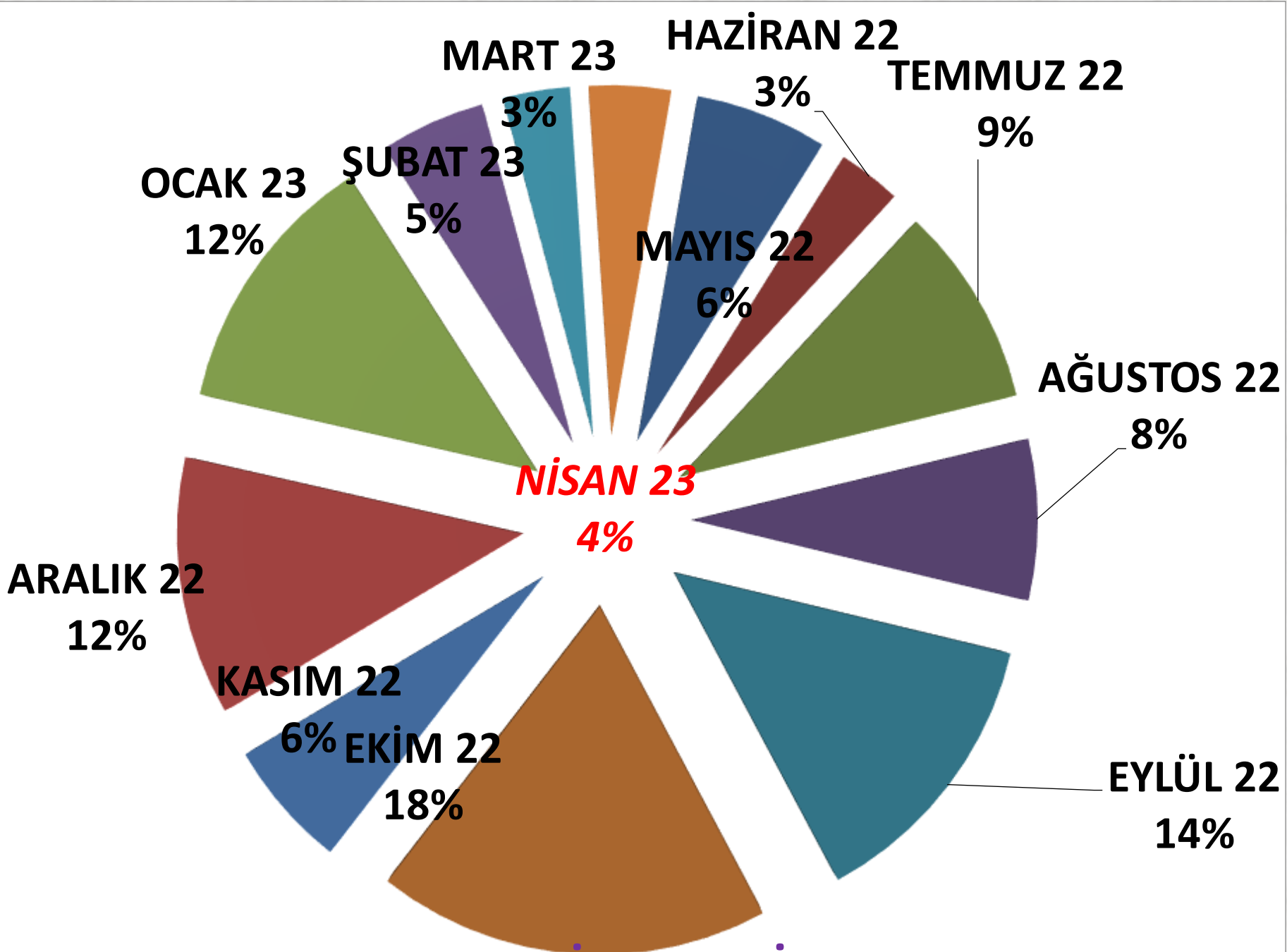
ORTALAMA FİYAT	2021 NİSAN	2022 NİSAN		2023 NİSAN	
MTS	7,25 TL	178%	20,17 TL	73%	34,93 TL
TTS	6,82 TL	179%	19,00 TL	-	-

AYLIK NOHUT FİYAT TRENDİ (TL)



AYLIK NOHUT İŞLEM MİKTARI (TON)



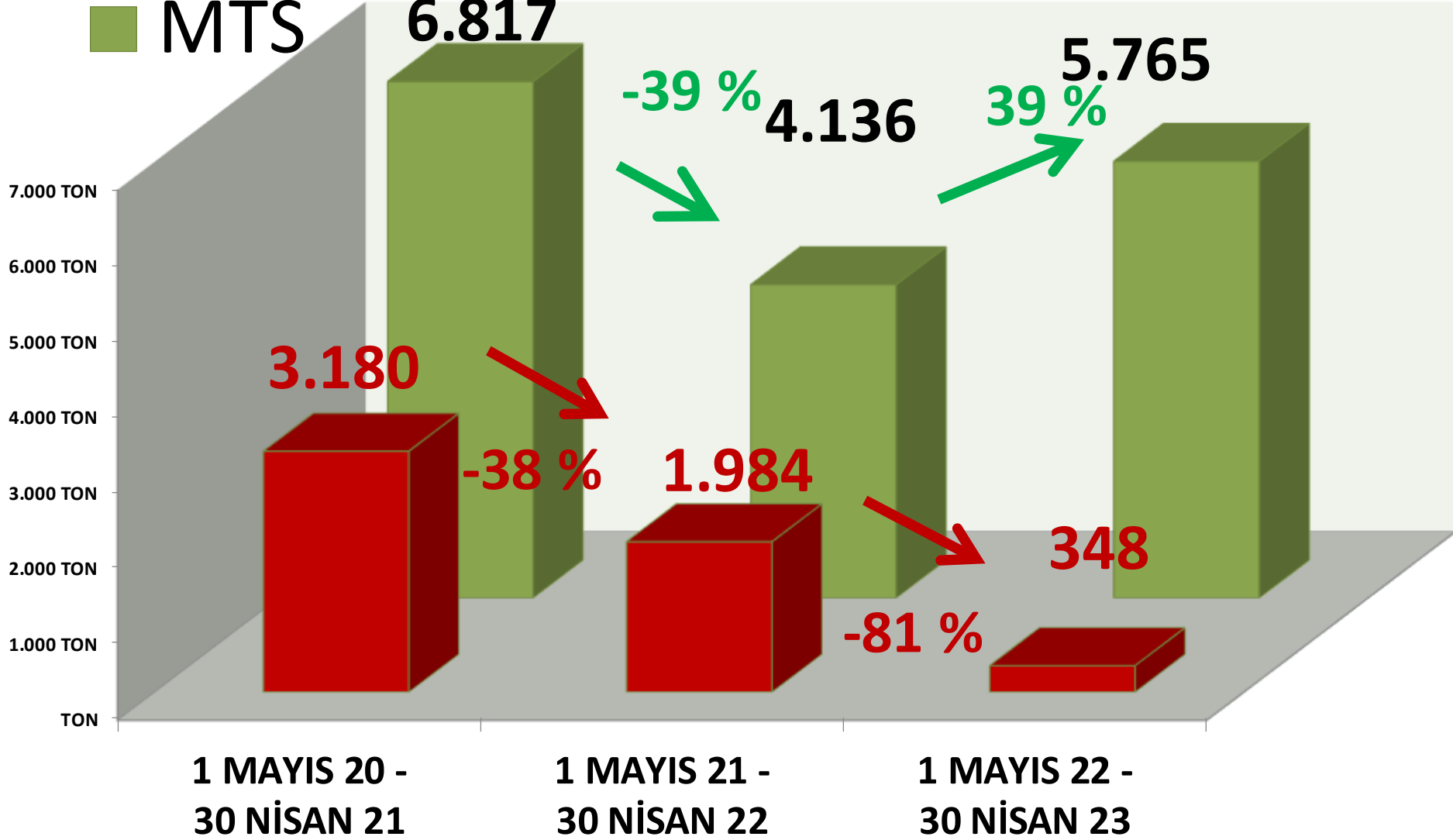


AYLIK NOHUT MTS İŞLEM MİKTARI ORANLARI

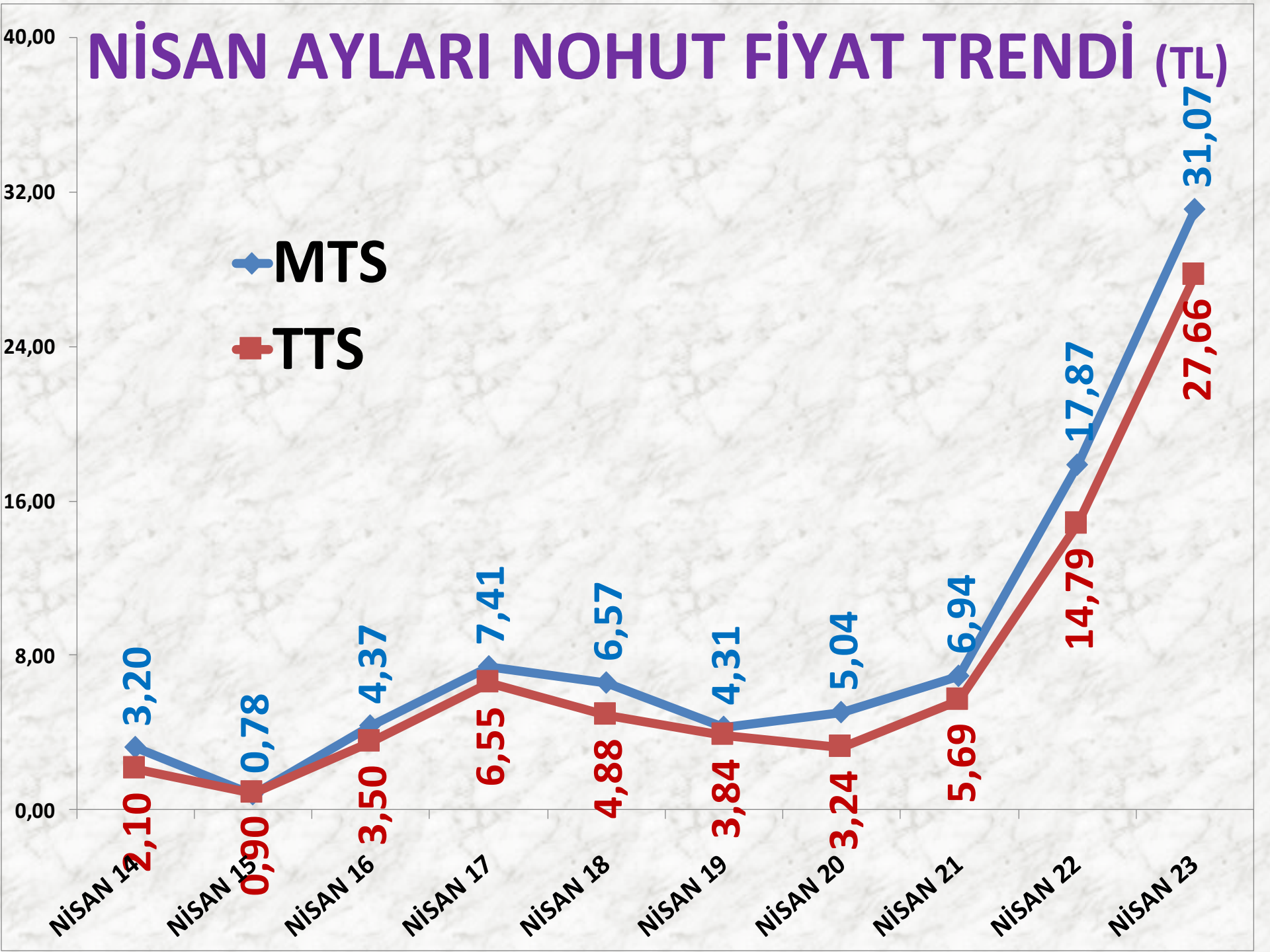
■ TTS

YILLIK NOHUT İŞLEM MİKTARI (TON)

■ MTS



NİSAN AYLARI NOHUT FİYAT TRENDİ (TL)



BEYAZ LEBLEBİ

LEBLEBİ BEYAZ 8,50 mm

İŞLEM MİKTARI TON	2021 NİSAN	2022 NİSAN		2023 NİSAN	
	TTS	12 TON	-45%	7 TON	-100%

LEBLEBİ BEYAZ 9 mm

İŞLEM MİKTARI TON	2021 NİSAN	2022 NİSAN		2023 NİSAN	
	TTS	149 TON	-73%	40 TON	-75%

BEYAZ LEBLEBİ

LEBLEBİ BEYAZ 9 + 9,50 mm

İŞLEM MİKTARI TON	2021 NİSAN		2022 NİSAN		2023 NİSAN	
	TTS	43 TON	36%	58 TON	-98%	1 TON

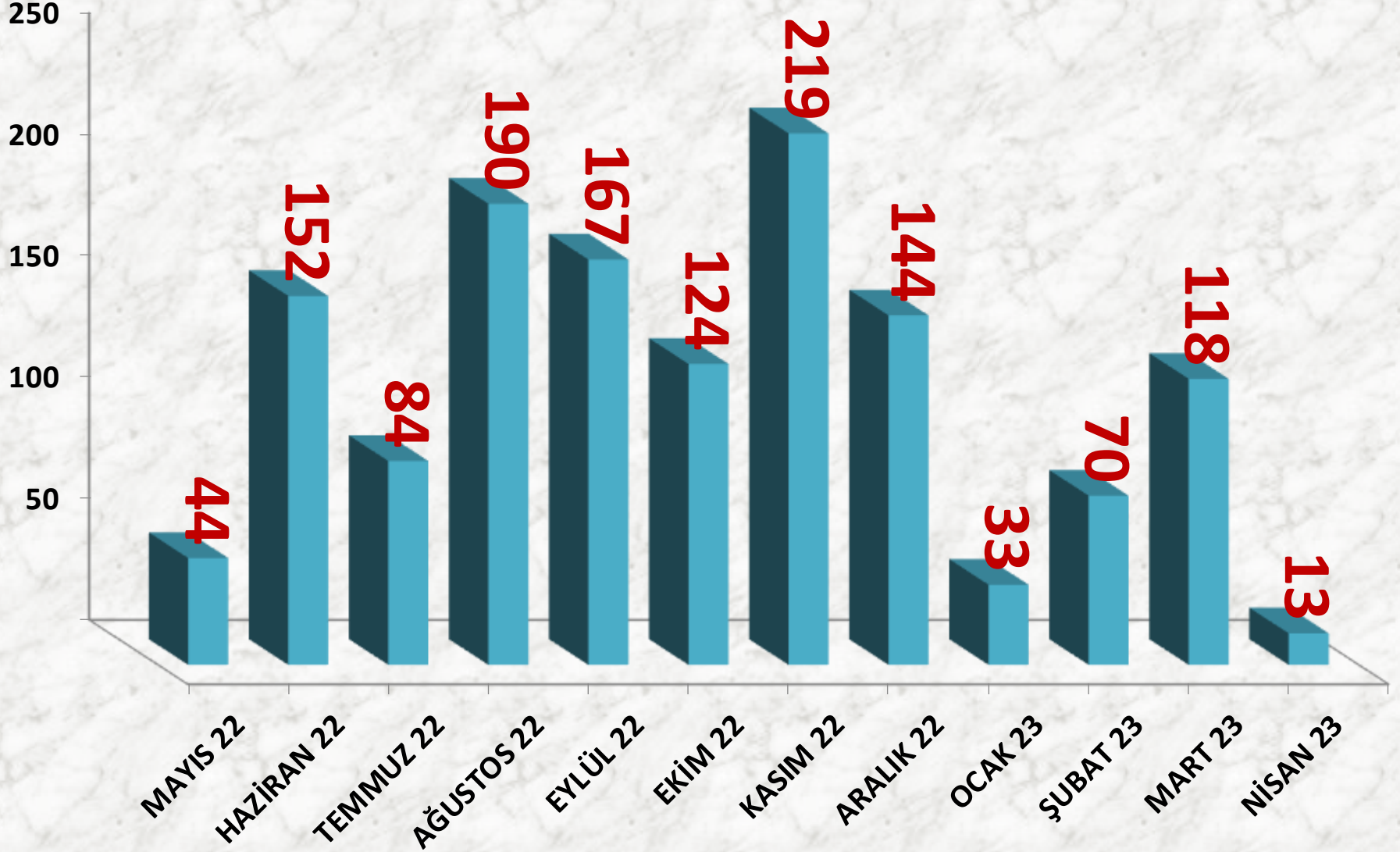
LEBLEBİ ELENTİ (Beyaz)

İŞLEM MİKTARI TON	2021 NİSAN		2022 NİSAN		2023 NİSAN	
	TTS	TON	#DIV/0!	22 TON	-92%	2 TON

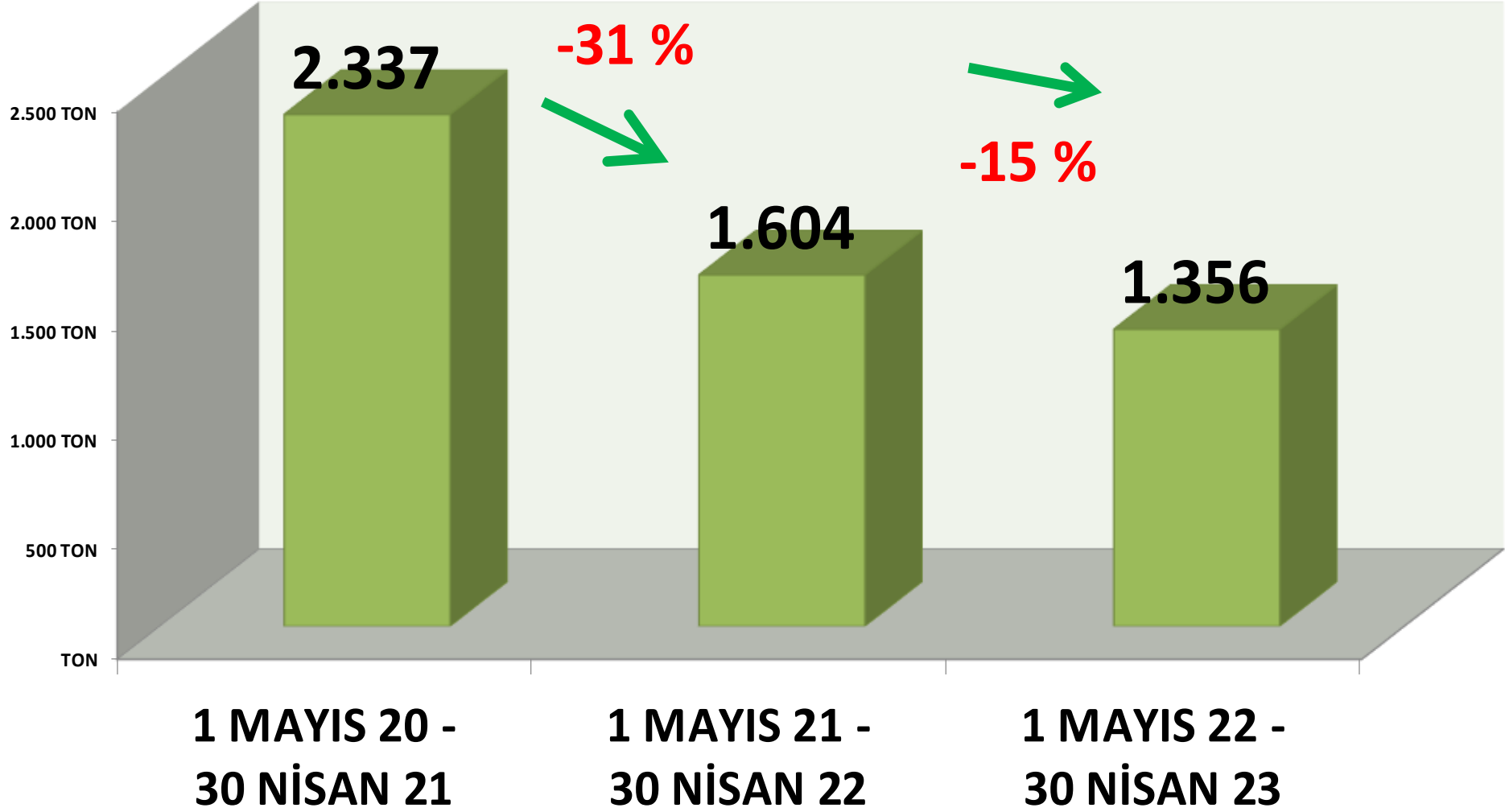
LEBLEBİ BEYAZ TOPLAM

İŞLEM MİKTARI TON	2021 NİSAN		2022 NİSAN		2023 NİSAN	
	TTS	<u>204 TON</u>	-38%	<u>127 TON</u>	-90%	<u>13 TON</u>

Leblebi Beyaz İşlem Miktarı (Ton)



YILLIK TOPLAM BEYAZ LEBLEBİ İŞLEM MİKTARI (TON)



LEBLEBİ BEYAZ 8,50 mm FİYATLARI

	2021 NİSAN	2022 NİSAN		2023 NİSAN	
EN AZ	6,00 TL	167%	16,00 TL	-	-
EN ÇOK	8,00 TL	111%	16,90 TL	-	-
ORTALAMA	6,64 TL	145%	16,27 TL	-	-

LEBLEBİ BEYAZ 9 mm FİYATLARI

	2021 NİSAN	2022 NİSAN		2023 NİSAN	
EN AZ	13,00 TL	138%	30,94 TL	84%	57,00 TL
EN ÇOK	20,00 TL	75%	35,00 TL	69%	59,00 TL
ORTALAMA	14,00 TL	127%	31,76 TL	81%	57,53 TL

LEBLEBİ BEYAZ 9 + 9,50 mm FİYATLARI

	2021 NİSAN	2022 NİSAN		2023 NİSAN	
EN AZ	8,17 TL	218%	26,00 TL	85%	48,00 TL
EN ÇOK	11,00 TL	164%	29,00 TL	66%	48,00 TL
ORTALAMA	10,21 TL	172%	27,75 TL	73%	48,00 TL

LEBLEBİ ELENTİ (Beyaz) Fiyatları

ORTALAMA FİYAT	2021 NİSAN	2022 NİSAN		2023 NİSAN	
	-	#VALUE!	8,30 TL	-4%	8,00 TL

SARI LEBLEBİ

LEBLEBİ SARI 9 mm

İŞLEM MİKT. TON	2021 NİSAN	2022 NİSAN		2023 NİSAN	
TTS	98 TON	-93%	7 TON	-86%	1 TON

LEBLEBİ SARI 9,50 mm

İŞLEM MİKT. TON	2021 NİSAN	2022 NİSAN		2023 NİSAN	
TTS	238 TON	-25%	178 TON	-62%	67 TON

LEBLEBİ SARI 9,75 mm

İŞLEM MİKT. TON	2021 NİSAN	2022 NİSAN		2023 NİSAN	
TTS	497 TON	-61%	192 TON	-72%	54 TON

LEBLEBİ SARI 10 mm

İŞLEM MİKT. TON	2021 NİSAN	2022 NİSAN		2023 NİSAN	
TTS	449 TON	-67%	146 TON	-50%	73 TON

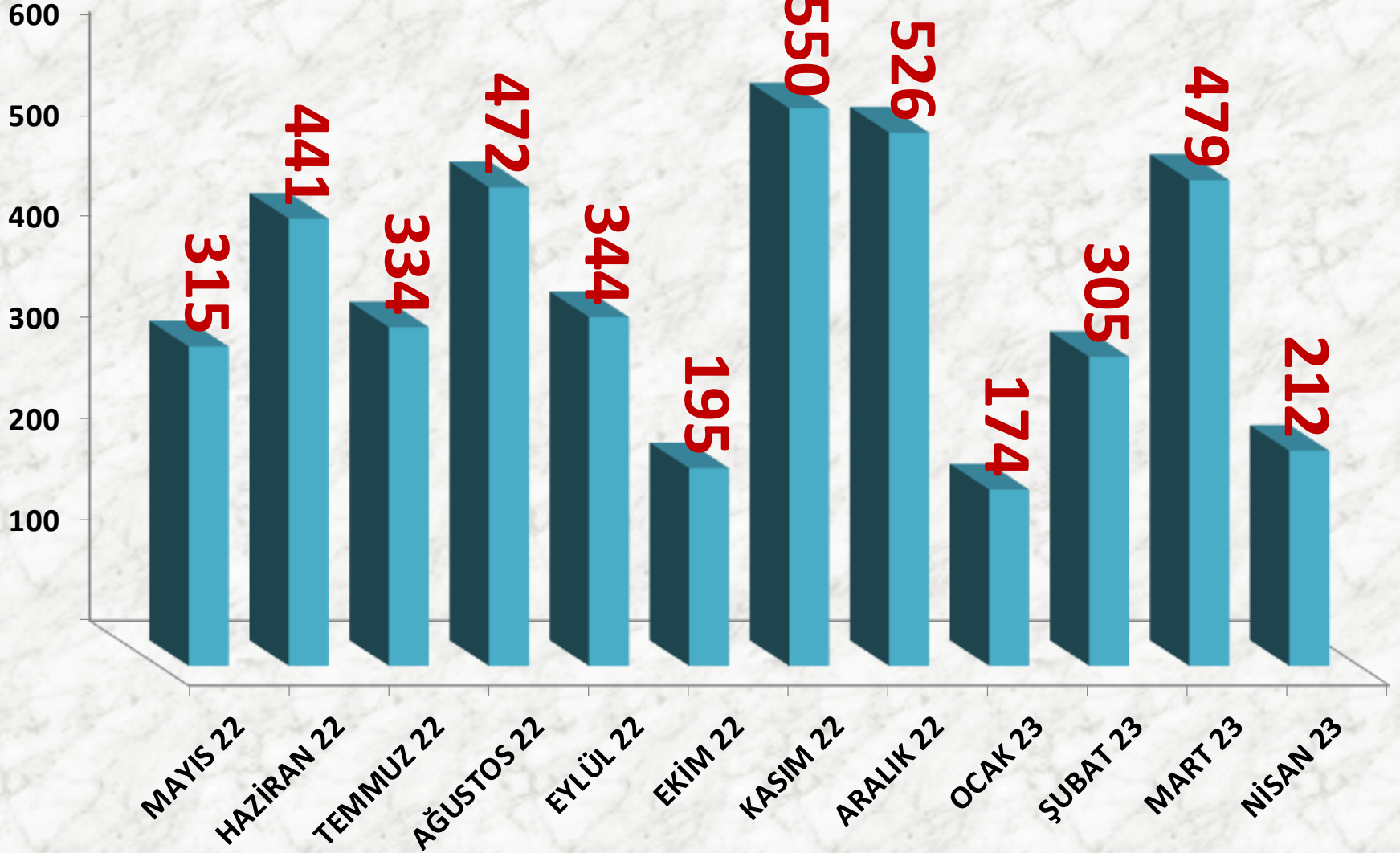
LEBLEBİ KALBURALTI (SARI)

İŞLEM MİKT. TON	2021 NİSAN	2022 NİSAN		2023 NİSAN	
TTS	18 TON	-100%	0	-	18 TON

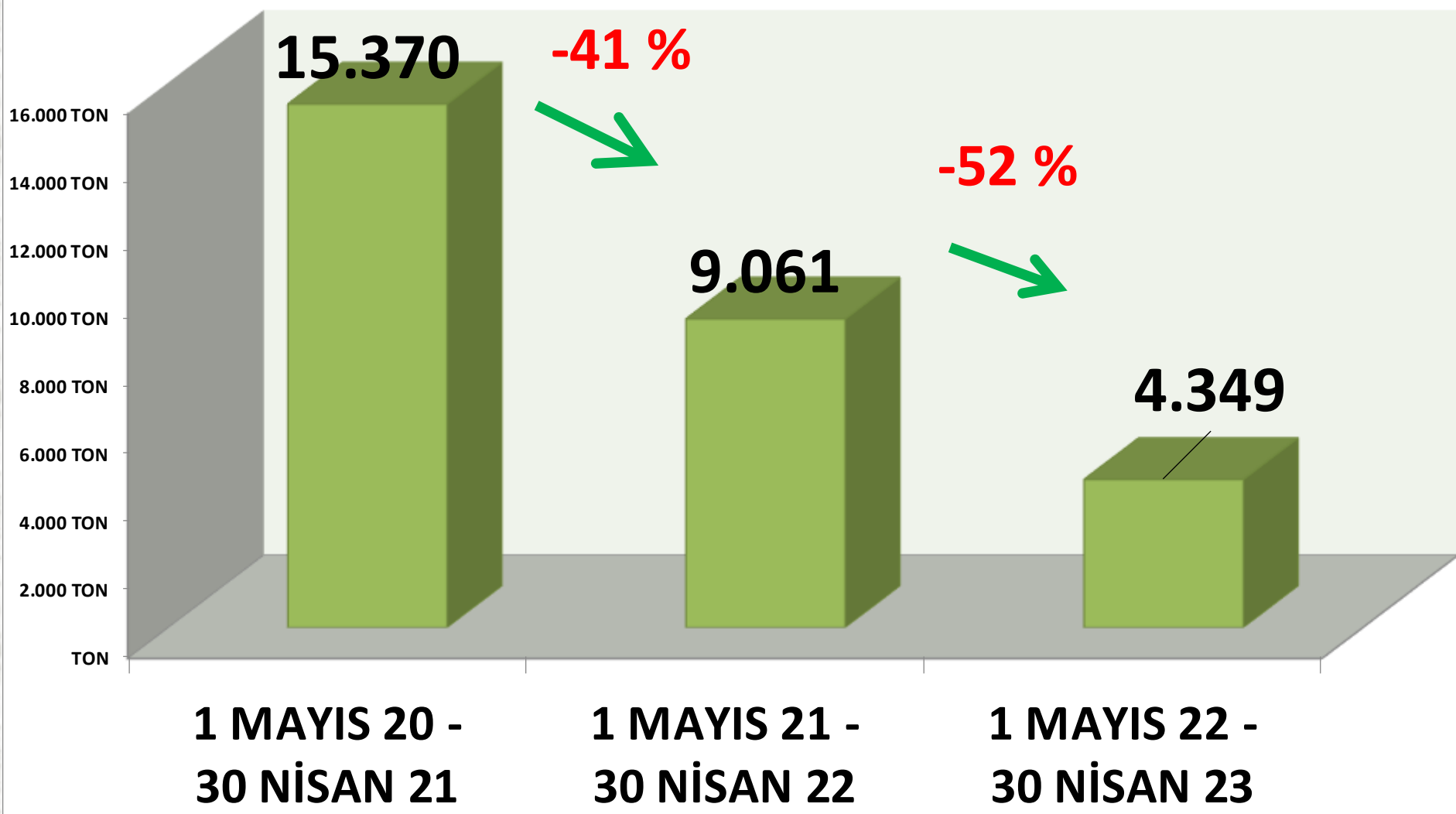
LEBLEBİ SARI TOPLAM

İŞLEM MİKT. TON	2021 NİSAN	2022 NİSAN		2023 NİSAN	
TTS	<u>1.300 TON</u>	-60%	<u>523 TON</u>	-59%	<u>212 TON</u>

Leblebi Sarı İşlem Miktarı (Ton)



YILLIK TOPLAM SARI LEBLEBİ İŞLEM MİKTARI (TON)



LEBLEBİ SARI 9 mm FİYATLARI

	2021 NİSAN	2022 NİSAN		2023 NİSAN	
EN AZ	5,25 TL	205%	16,00 TL	100%	32,00 TL
EN ÇOK	7,00 TL	186%	20,00 TL	60%	32,00 TL
ORTALAMA	6,74 TL	164%	17,80 TL	80%	32,00 TL

LEBLEBİ SARI 9,50 mm FİYATLARI

	2021 NİSAN	2022 NİSAN		2023 NİSAN	
EN AZ	7,04 TL	195%	20,75 TL	78%	37,00 TL
EN ÇOK	9,00 TL	178%	25,00 TL	80%	45,00 TL
ORTALAMA	8,21 TL	171%	22,25 TL	94%	43,16 TL

LEBLEBİ SARI 9,75 mm FİYATLARI

	2021 NİSAN	2022 NİSAN		2023 NİSAN	
EN AZ	9,10 TL	183%	25,78 TL	78%	46,00 TL
EN ÇOK	11,00 TL	173%	30,00 TL	60%	48,00 TL
ORTALAMA	9,89 TL	188%	28,51 TL	65%	47,18 TL

LEBLEBİ SARI 10 mm FİYATLARI

	2021 NİSAN	2022 NİSAN		2023 NİSAN	
EN AZ	11,00 TL	177%	30,50 TL	70%	52,00 TL
EN ÇOK	16,00 TL	175%	44,00 TL	48%	65,00 TL
ORTALAMA	13,05 TL	151%	32,78 TL	74%	57,14 TL

LEBLEBİ KALBURALTI (SARI) FİYATLARI

	2021 NİSAN	2022 NİSAN		2023 NİSAN	
ORTALAMA FİYAT	4,15 TL	-	-	-	27,30 TL

YILLIK YURTIÇI TOPLAM LEBLEBİ İŞLEM MİKTARI

MIKTAR	1 MAYIS 20 - 30 NİSAN 21	1 MAYIS 21 - 30 NİSAN 22		1 MAYIS 22 - 30 NİSAN 23	
SARI	15.370 TON	-41%	9.061 TON	-52%	4.349 TON
BEYAZ	2.337 TON	-31%	1.604 TON	-15%	1.356 TON
KAPL.+KIRIK	4.245 TON	-45%	2.338 TON	-14%	2.019 TON
LEBLEBİ TOPLAM	21.953 TON	-41%	13.003 TON	-41%	7.724 TON

YILLIK TOPLAM TTS LEBLEBİ TESCİLİ

■ KAPL. + KIRIK

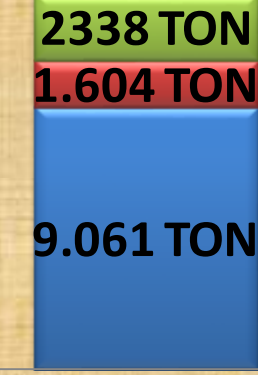
■ BEYAZ

■ SARI

40.000 TON
35.000 TON
30.000 TON
25.000 TON
20.000 TON
15.000 TON
10.000 TON
5.000 TON
TON



➔
-41 %



➔
-41 %



**1 MAYIS 20 -
30 NİSAN 21**

**1 MAYIS 21 -
30 NİSAN 22**

**1 MAYIS 22 -
30 NİSAN 23**

LEBLEBİ İHRACAT MİKTARLARI

2021 NİSAN

SARI LEBLEBİ	24.556 kg.
BEYAZ LEBLEBİ	33.394 kg.
KAPLAMALI LEBLEBİ	3.874 kg.
KIRIK LEBLEBİ	-
LEBLEBİ UNU	1.000 kg.
LEBLEBİ KALBURALTI	-
TOPLAM	62.824 kg.

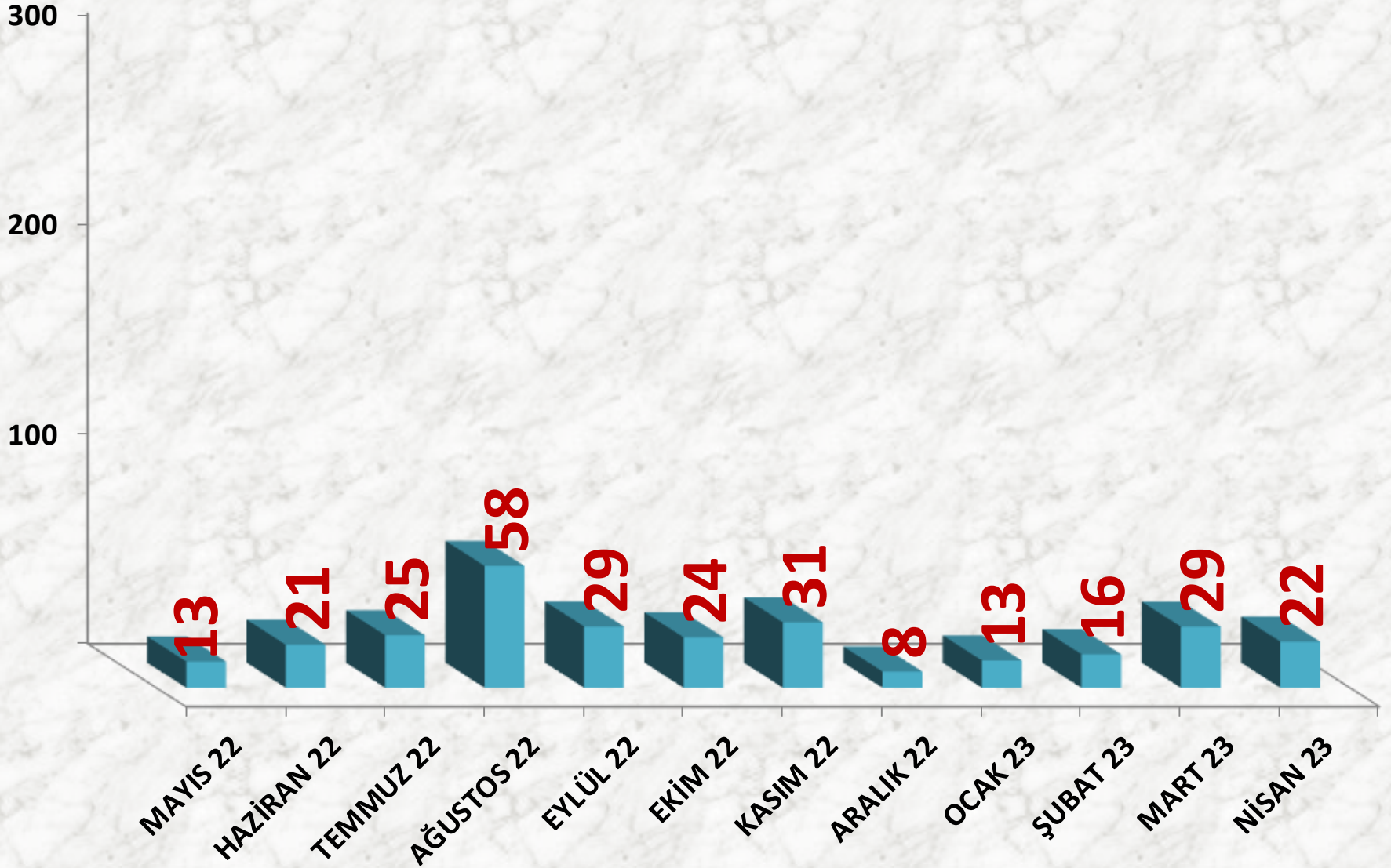
2022 NİSAN

SARI LEBLEBİ	44.118 kg.
BEYAZ LEBLEBİ	16.367 kg.
KAPLAMALI LEBLEBİ	5.027 kg.
KIRIK LEBLEBİ	-
LEBLEBİ UNU	-
LEBLEBİ KALBURALTI	-
TOPLAM	65.512 kg.

2023 NİSAN

SARI LEBLEBİ	10.500 kg.
BEYAZ LEBLEBİ	7.000 kg.
KAPLAMALI LEBLEBİ	1.500 kg.
KIRIK LEBLEBİ	-
LEBLEBİ UNU	3.000 kg.
LEBLEBİ KALBURALTI	-
TOPLAM	22.000 kg.

Leblebi İhracat (Ton)



NİSAN 23

MAYIS 22

MART 23

HAZİRAN 22

10%

4%

7%

8%

ŞUBAT 23

TEMMUZ 22

6%

9%

OCAK 23

4%

ARALIK 22

3%

KASIM 22

11%

AĞUSTOS 22

20%

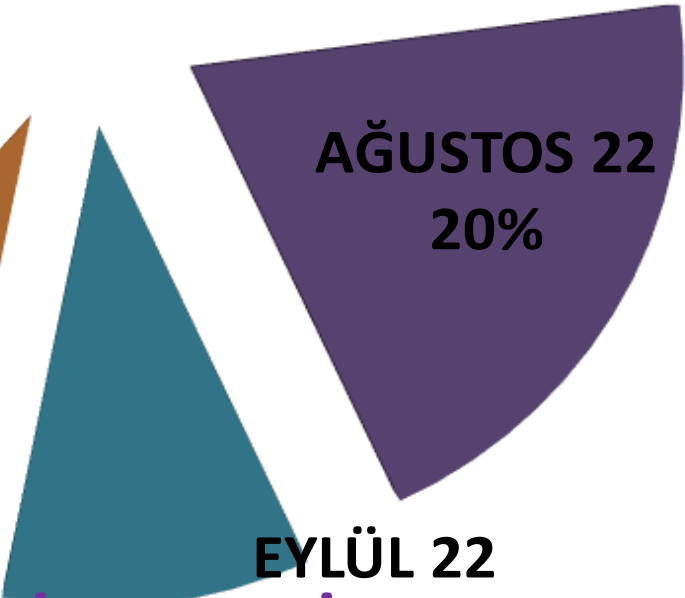
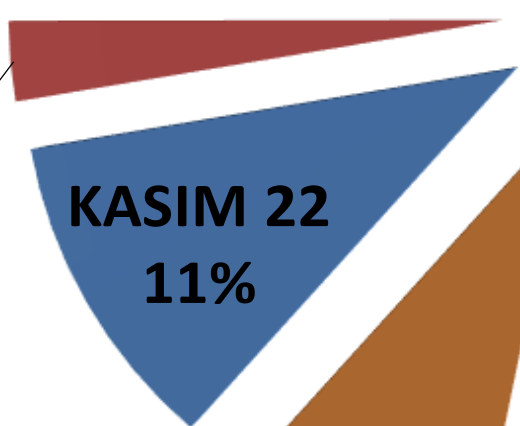
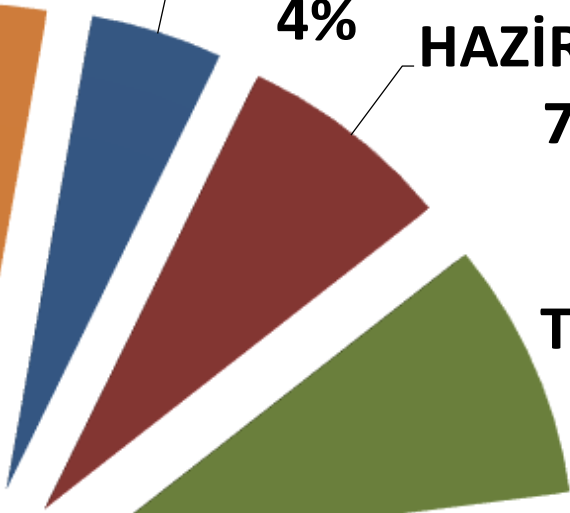
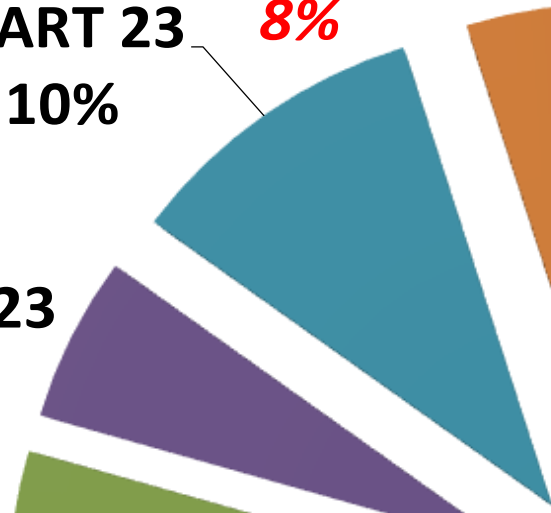
EKİM 22

8%

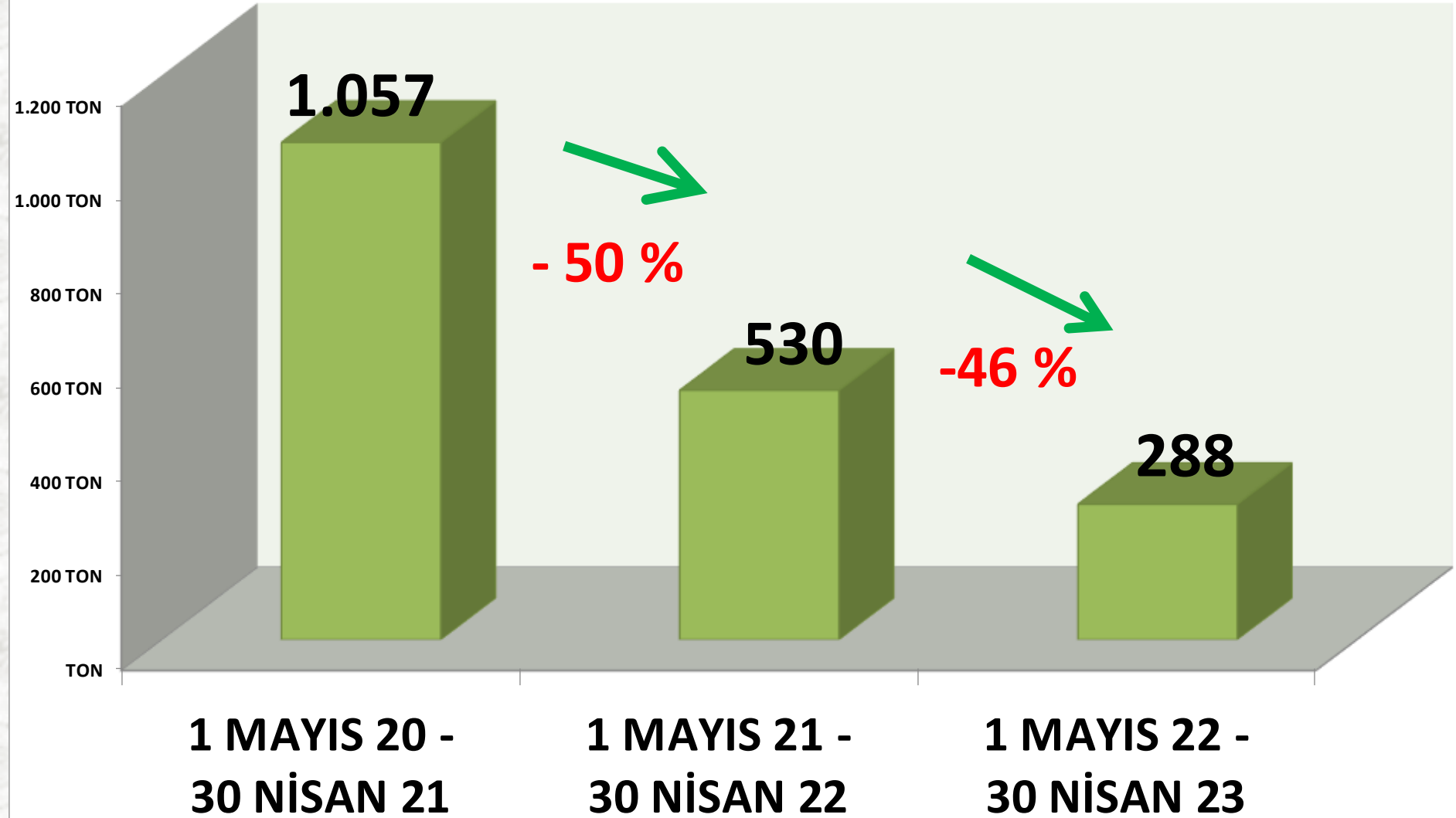
EYLÜL 22

10%

AYLIK LEBLEBİ İHR. İŞLEM MİKTARI ORANLARI



YILLIK TOPLAM LEBLEBİ İHRACAT MİKTARI (TON)



AYÇEKİRDEĞİ

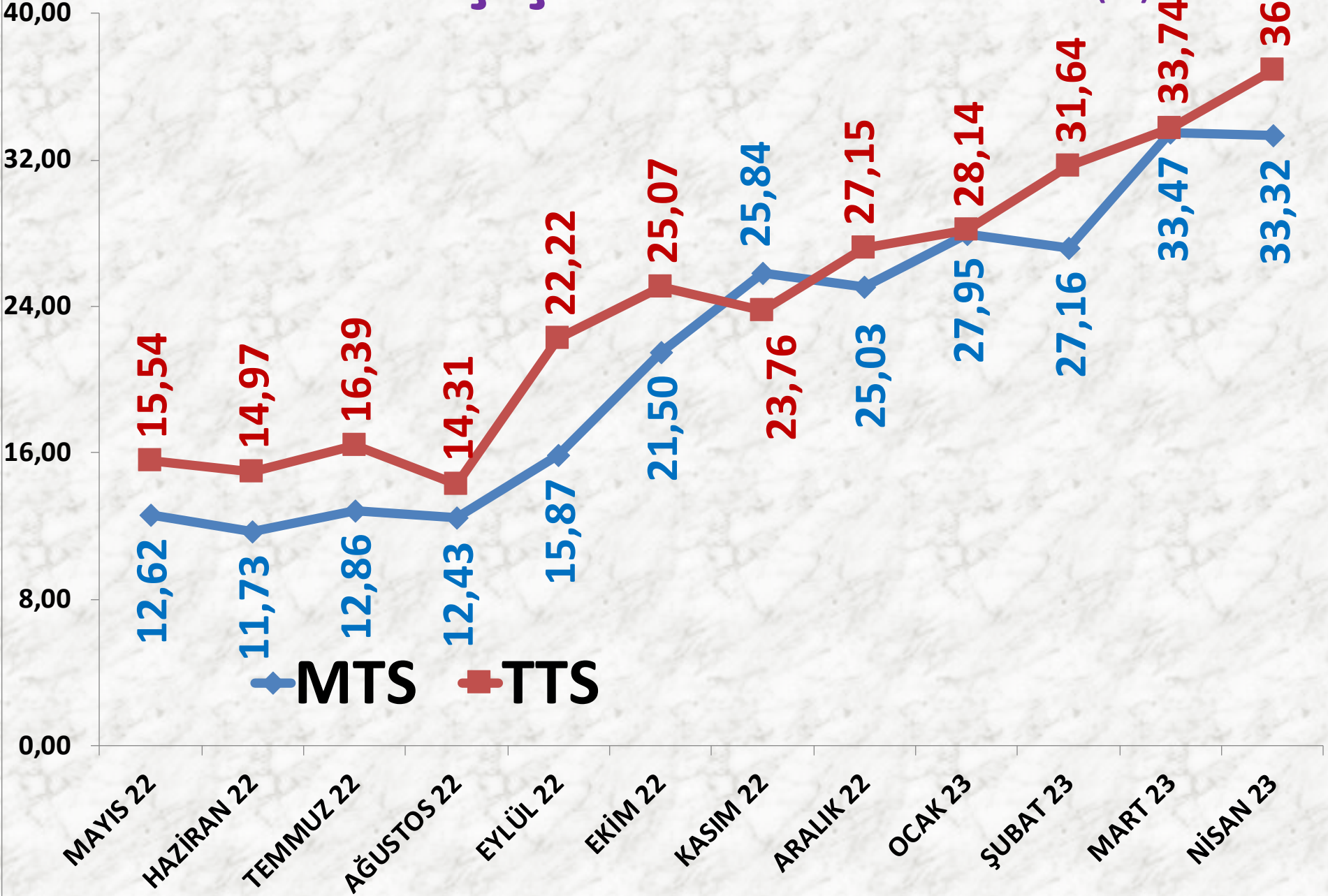
İŞLEM MİKTARI TON	2021 NİSAN	2022 NİSAN		2023 NİSAN	
MTS	939 TON	24%	1.163 TON	-7%	1.083 TON
TTS	1.121 TON	87%	2.094 TON	-47%	1.115 TON

EN AZ FİYAT	2021 NİSAN	2022 NİSAN		2023 NİSAN	
MTS	8,00 TL	-16%	6,73 TL	183%	19,06 TL
TTS	9,10 TL	-29%	6,50 TL	208%	20,00 TL

EN ÇOK FİYAT	2021 NİSAN	2022 NİSAN		2023 NİSAN	
MTS	15,98 TL	12%	17,94 TL	151%	45,00 TL
TTS	14,75 TL	91%	28,22 TL	76%	49,60 TL

ORTALAMA FİYAT	2021 NİSAN	2022 NİSAN		2023 NİSAN	
MTS	11,89 TL	13%	13,39 TL	149%	33,32 TL
TTS	12,39 TL	29%	15,99 TL	131%	36,88 TL

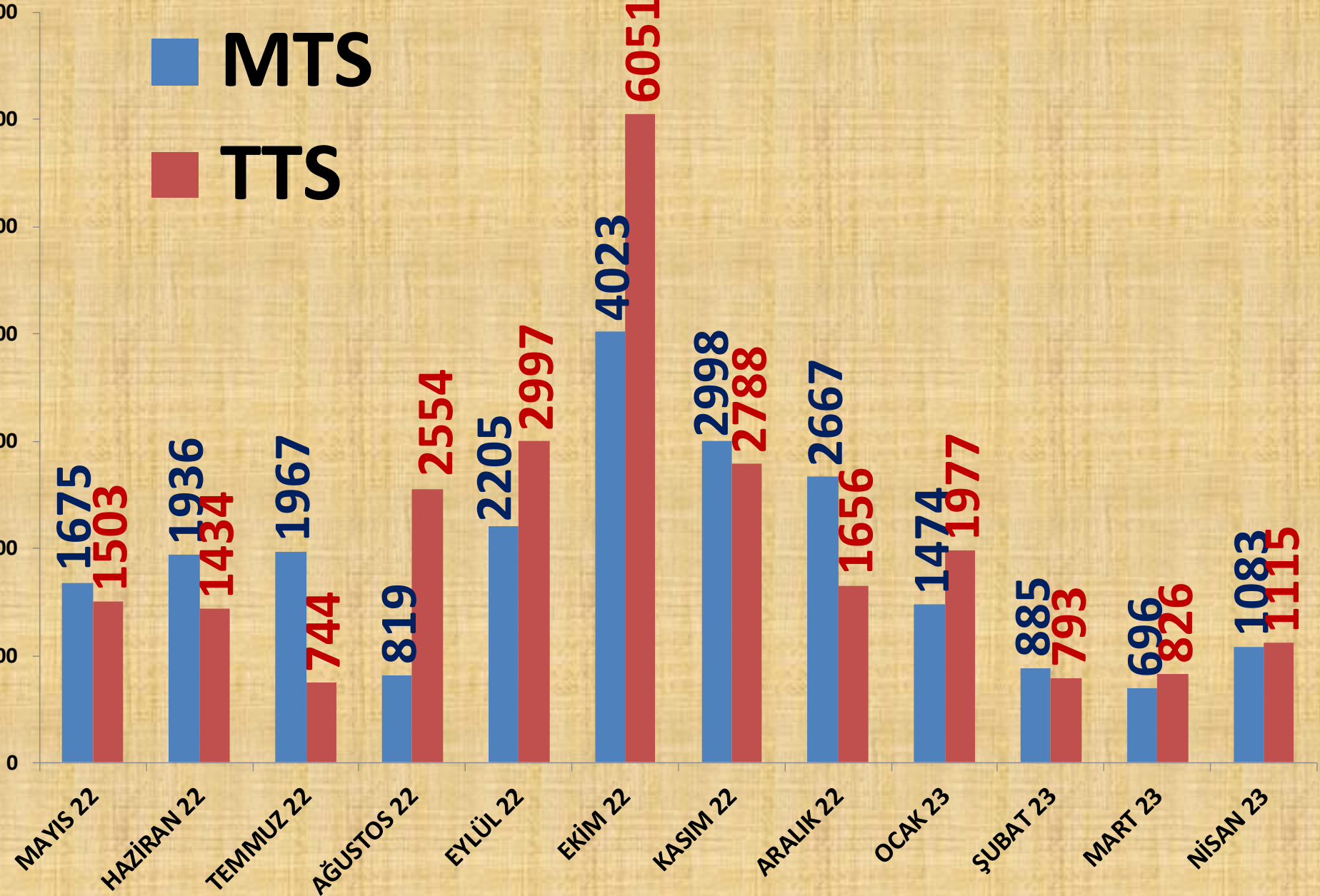
AYLIK AYÇİÇEĞİ FİYAT TRENDİ (TL)

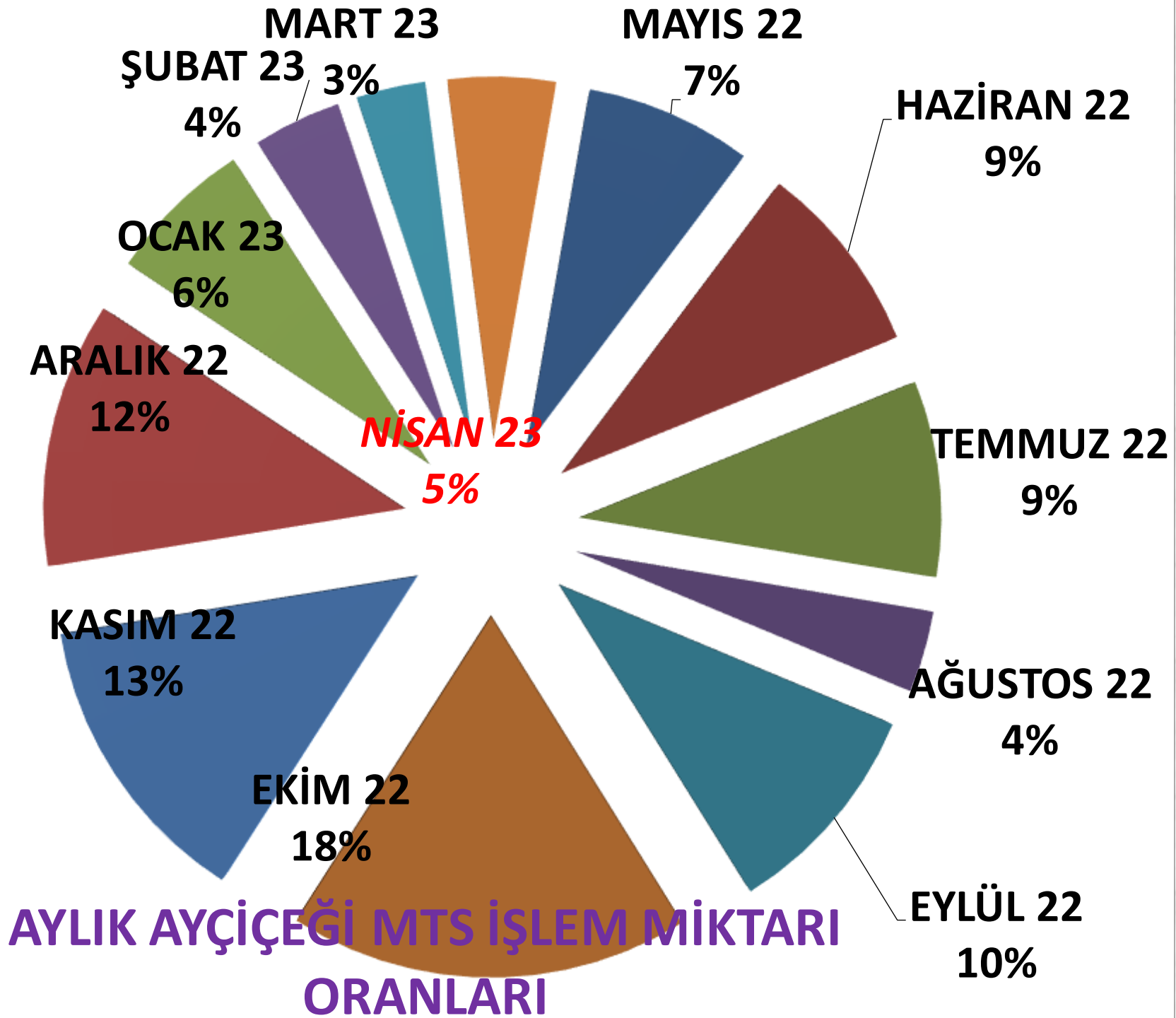


AYLIK AYÇİÇEĞİ İŞLEM MİKTARI (TON)

■ MTS

■ TTS

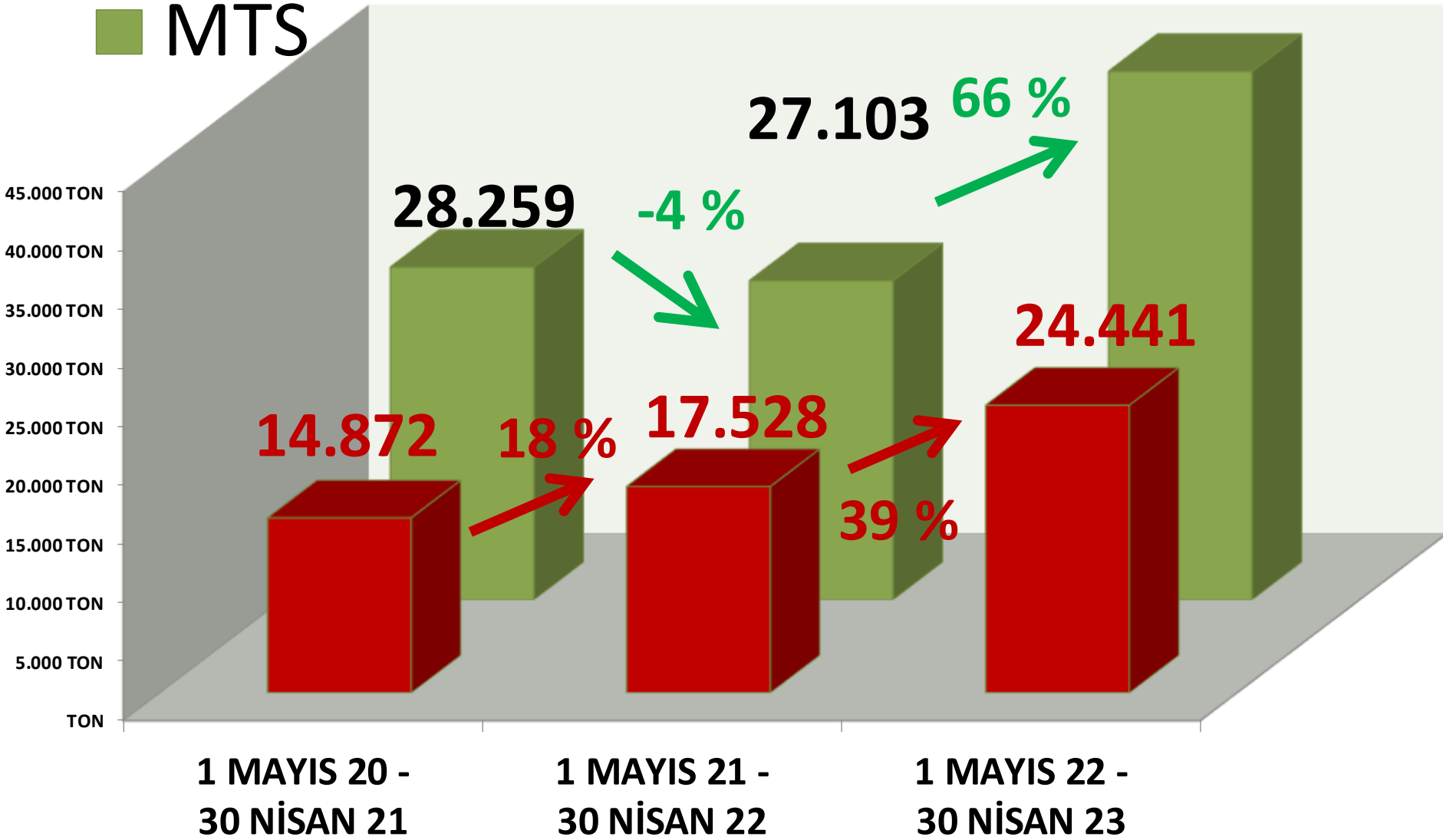




YILLIK AYÇİÇEĞİ İŞLEM MİKTARI (TON)

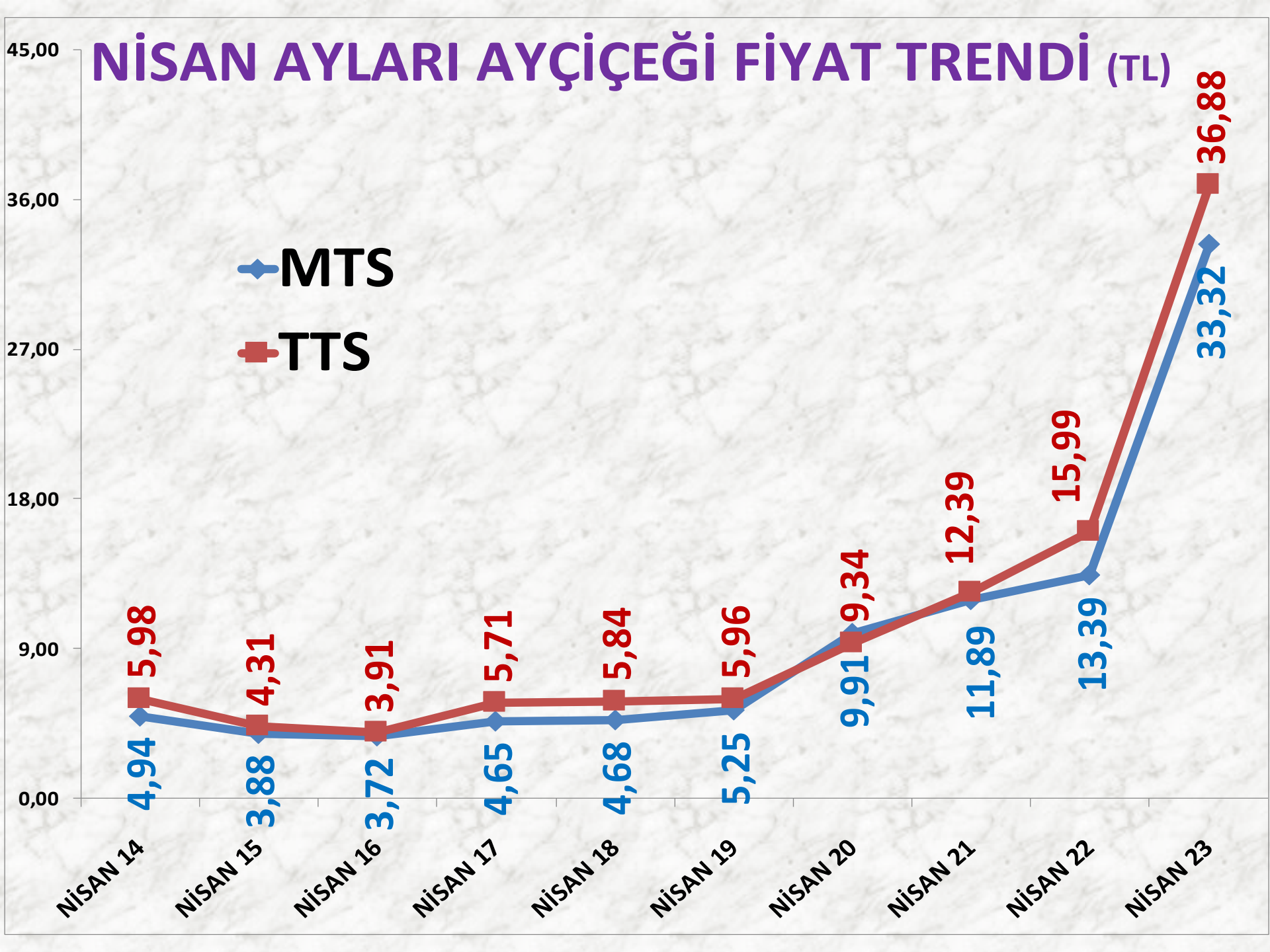
44.897

■ TTS
■ MTS



NİSAN AYLARI AYÇİÇEĞİ FİYAT TRENDİ (TL)

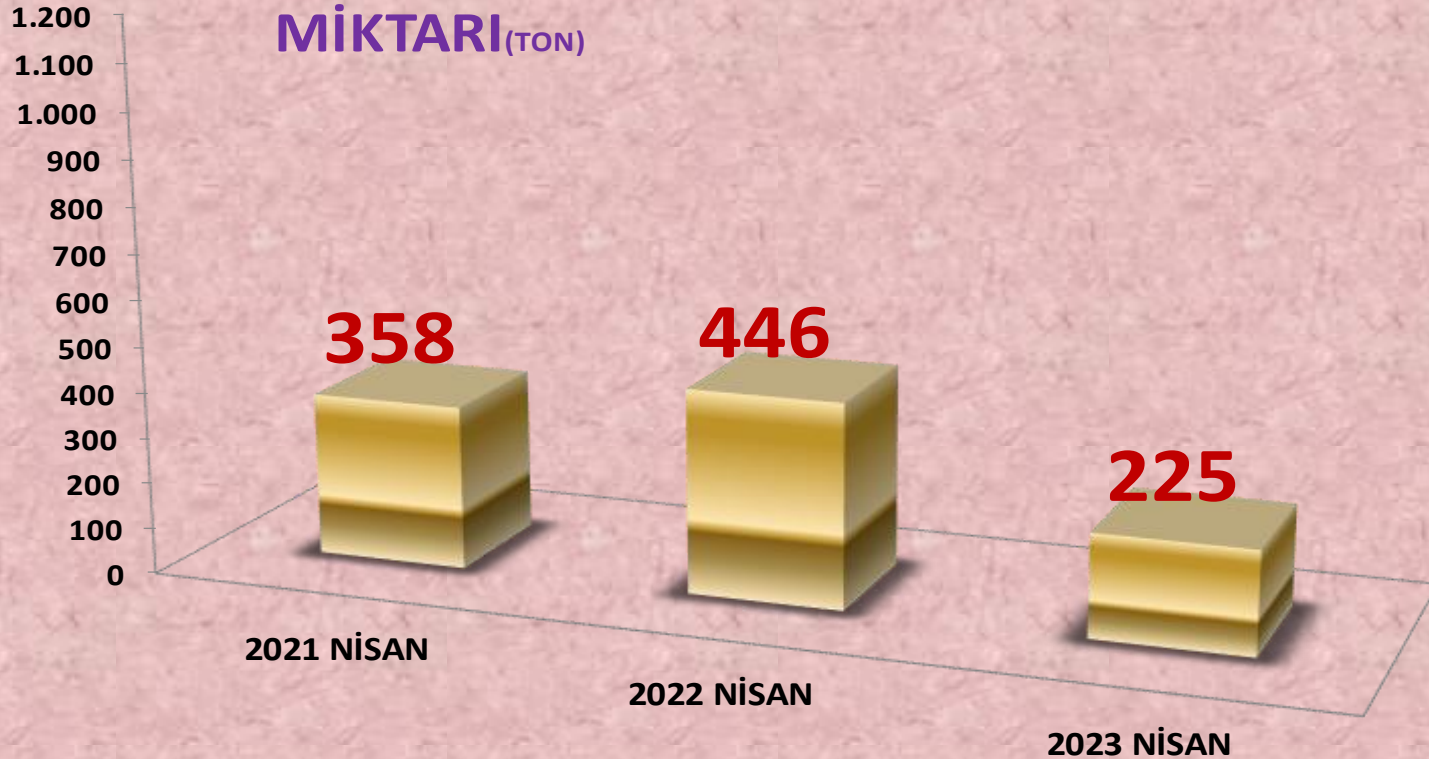
◆ MTS
■ TTS



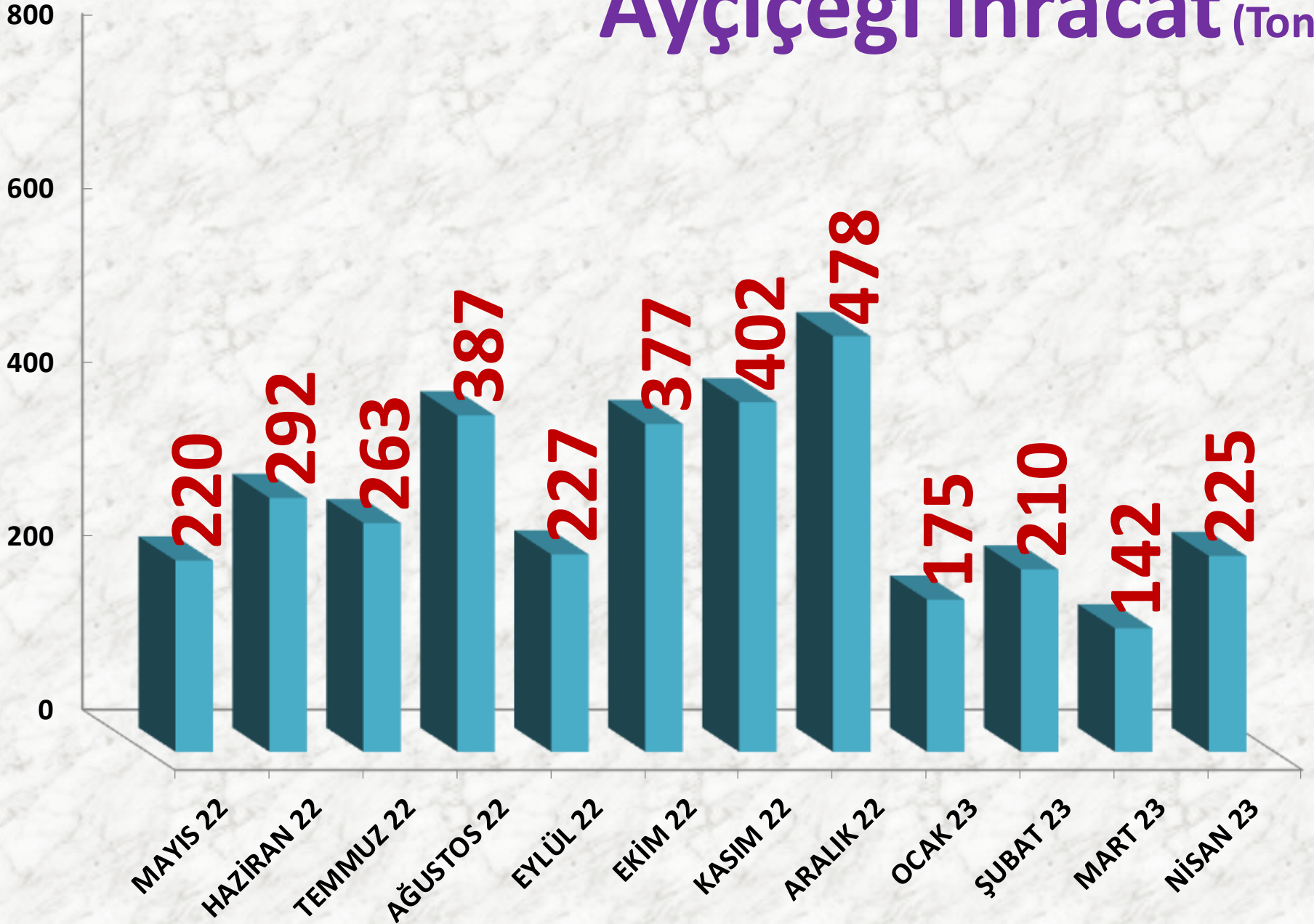
AYÇEKİRDEĞİ İHRACATI

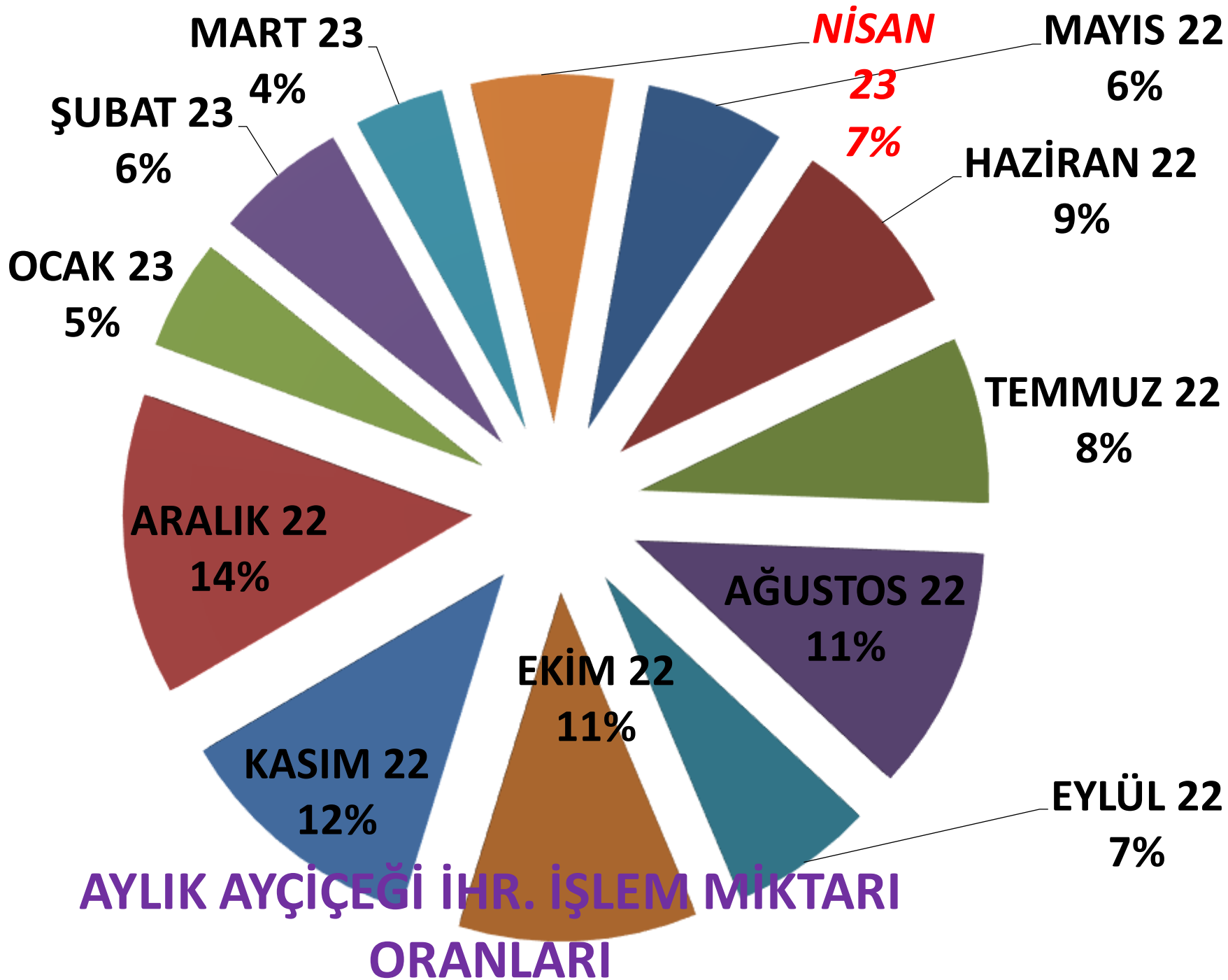
	2021 NİSAN	2022 NİSAN		2023 NİSAN	
İHRACAT	358 TON	25%	446 TON	-50%	225 TON

AYÇEKİRDEĞİ İHRACAT MİKTARI (TON)

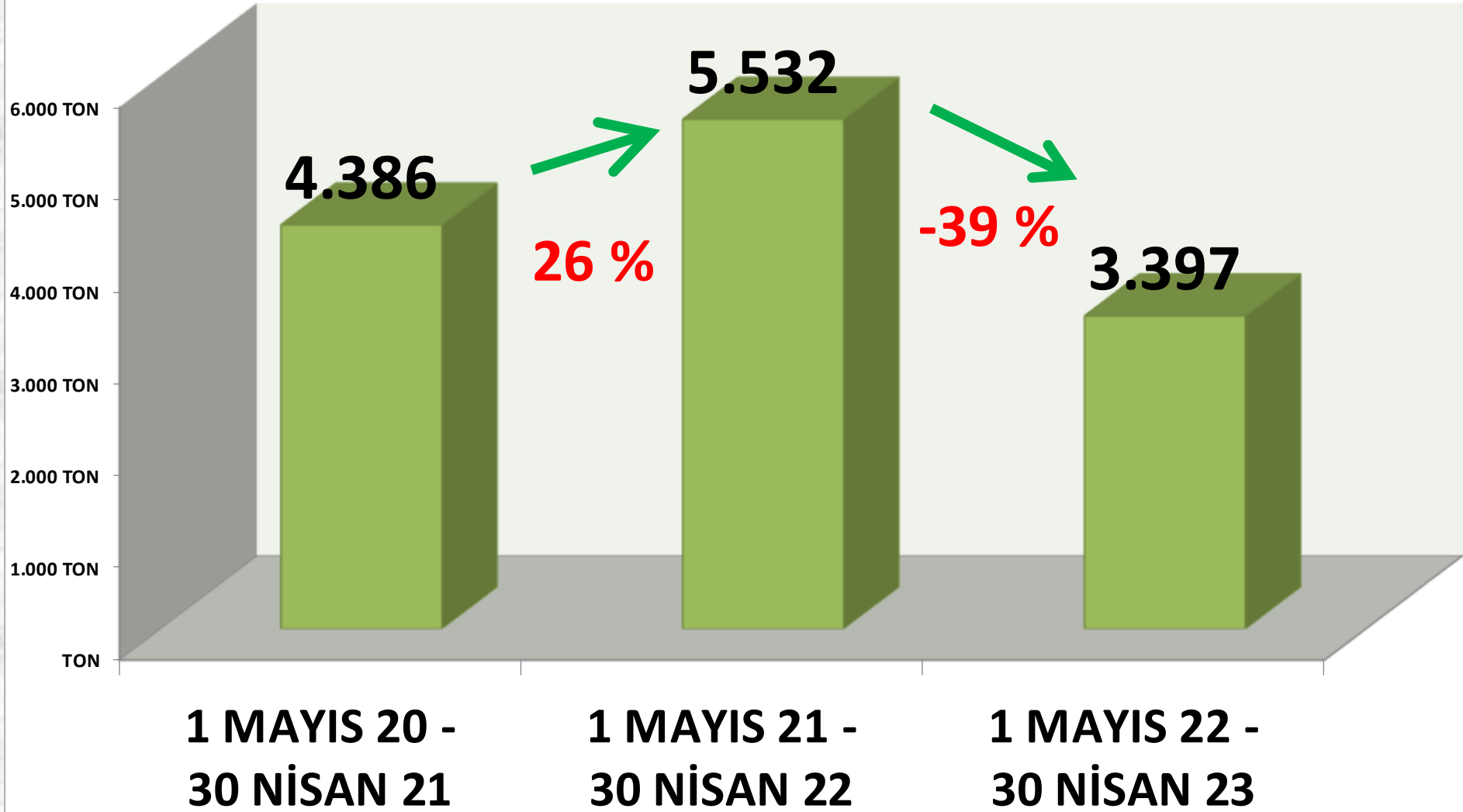


Ayçiçeği İhracat (Ton)





YILLIK TOPLAM AYÇIĞEĞİ İHRACAT MİKTARI (TON)



SÜT

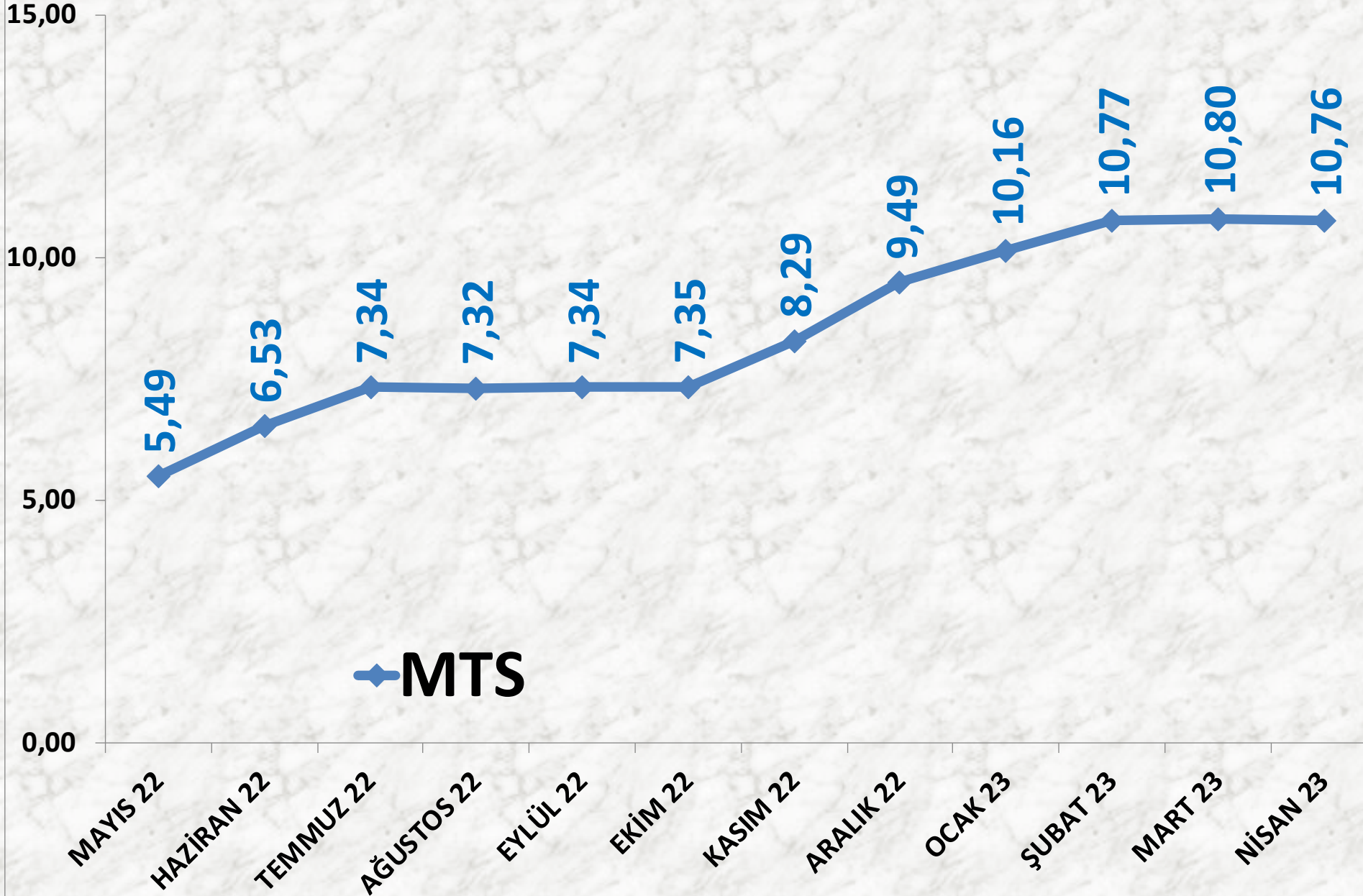
İŞLEM MİKTARI (M ³)	2021 NİSAN		2022 NİSAN		2023 NİSAN	
	MTS	32.596 M ³	-6%	30.736 M ³	-1%	30.507 M ³

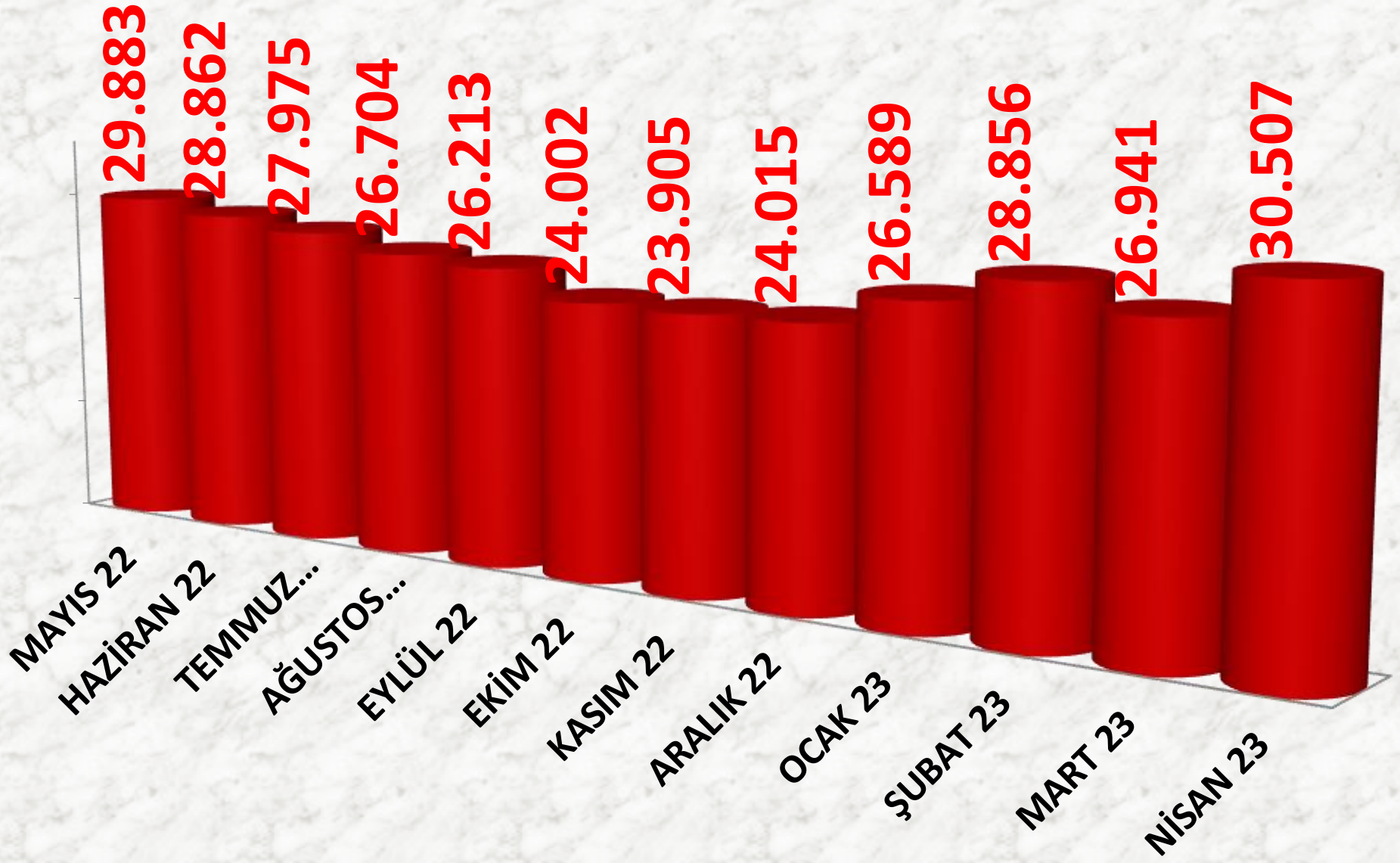
EN AZ FİYAT	2021 NİSAN		2022 NİSAN		2023 NİSAN	
	MTS	2,50 TL	70%	4,25 TL	112%	9,00 TL

EN ÇOK FİYAT	2021 NİSAN		2022 NİSAN		2023 NİSAN	
	MTS	3,13 TL	130%	7,20 TL	66%	11,94 TL

ORTALAMA FİYAT	2021 NİSAN		2022 NİSAN		2023 NİSAN	
	MTS	2,73 TL	68%	4,58 TL	135%	10,76 TL

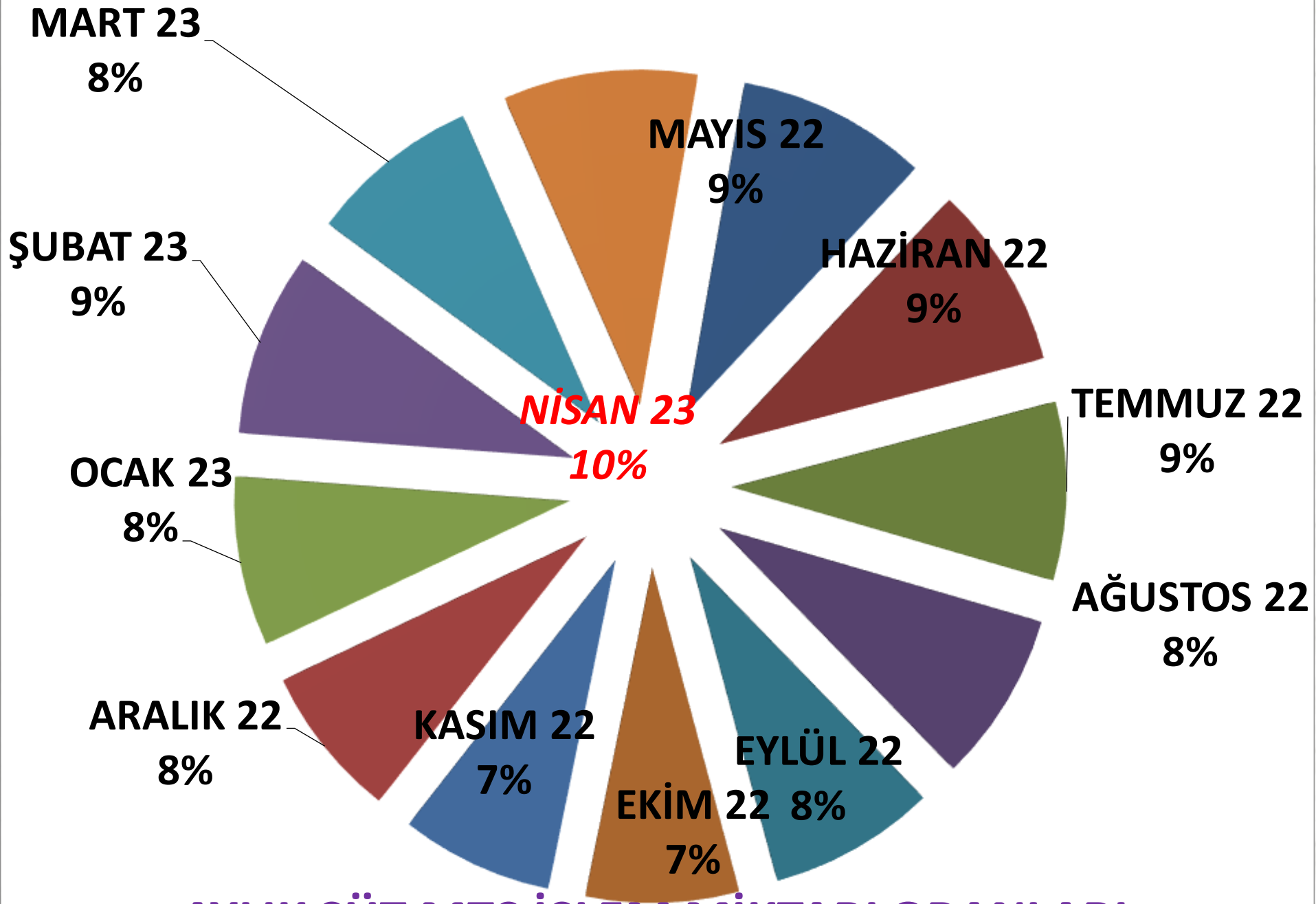
AYLIK İNEK SÜTÜ FİYAT TRENDİ_(TL)





AYLIK SÜT İŞLEM MİKTARI (M³)

AYLIK SÜT MTS İŞLEM MİKTARI ORANLARI



YILLIK İNEK SÜTÜ İŞLEM MİKTARI (TON)

363.061

356.208

2%

324.455

-11%

**1 MAYIS 20 -
30 NİSAN 21**

**1 MAYIS 21 -
30 NİSAN 22**

**1 MAYIS 22 -
30 NİSAN 23**

400.000 M³
350.000 M³
300.000 M³
250.000 M³
200.000 M³
150.000 M³
100.000 M³
50.000 M³
M³

BEYAZ HAŞHAŞ

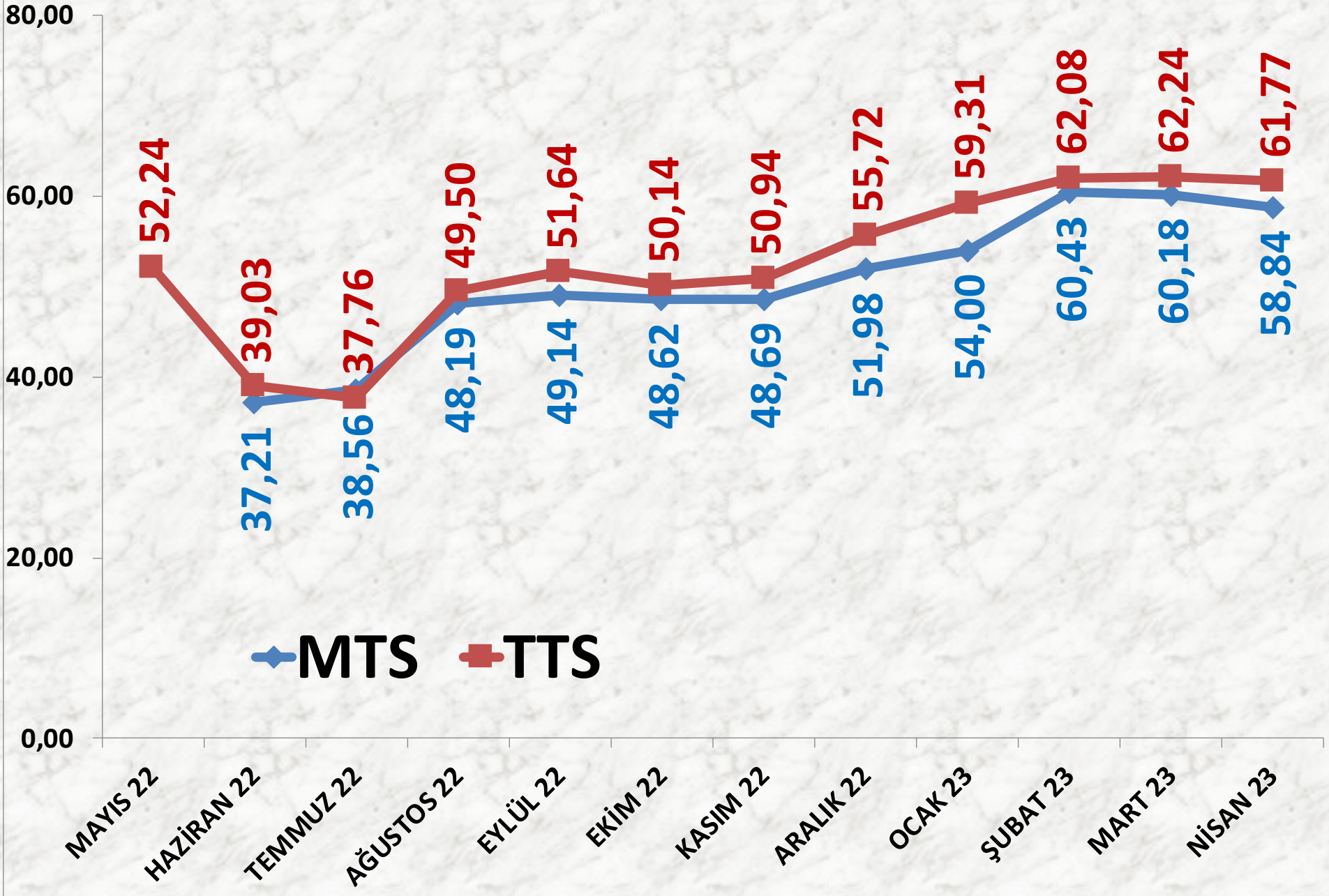
İŞLEM MİKTARI TON	2021 NİSAN	2022 NİSAN		2023 NİSAN	
MTS	141 TON	-23%	109 TON	-34%	72 TON
TTS	1 TON	4491%	30 TON	136%	70 TON

EN AZ FİYAT	2021 NİSAN	2022 NİSAN		2023 NİSAN	
MTS	23,00 TL	48%	34,00 TL	67%	56,77 TL
TTS	28,91 TL	23%	35,47 TL	67%	59,39 TL

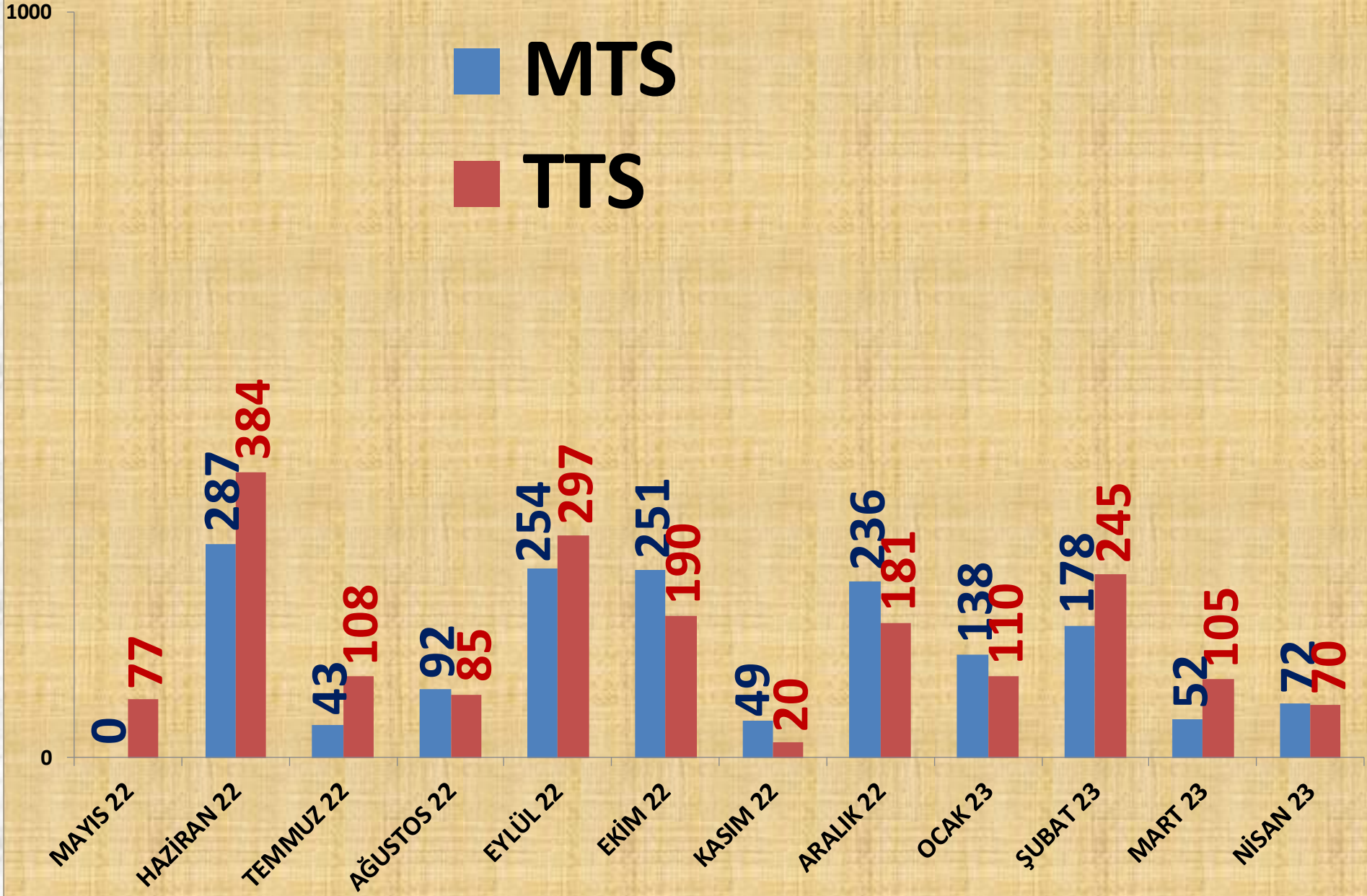
EN ÇOK FİYAT	2021 NİSAN	2022 NİSAN		2023 NİSAN	
MTS	28,00 TL	34%	37,50 TL	81%	68,00 TL
TTS	32,00 TL	40%	44,95 TL	73%	77,84 TL

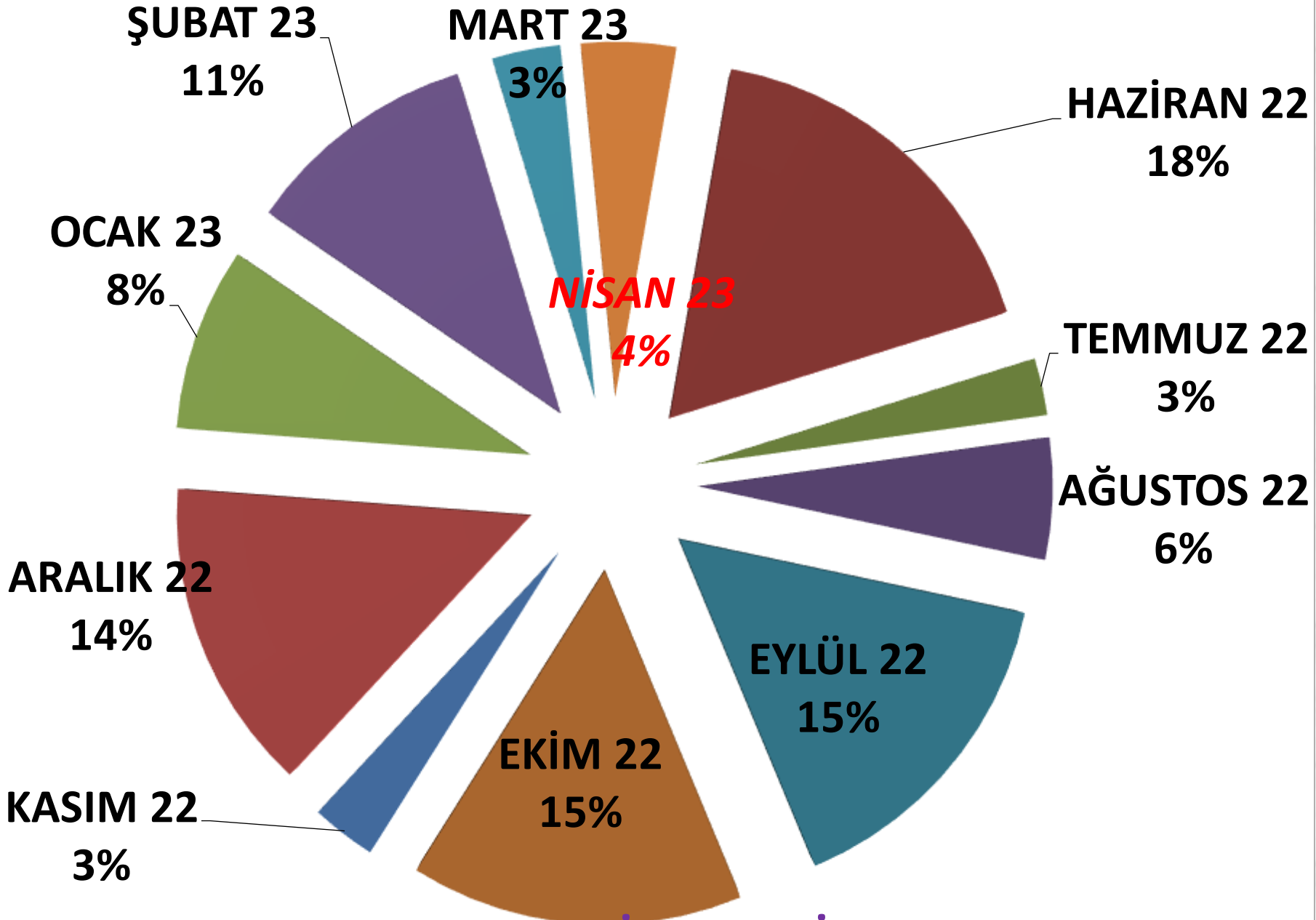
ORTALAMA FİYAT	2021 NİSAN	2022 NİSAN		2023 NİSAN	
MTS	23,02 TL	62%	37,21 TL	58%	58,84 TL
TTS	29,38 TL	22%	35,95 TL	72%	61,77 TL

AYLIK B. HAŞHAŞ FİYAT TRENDİ (TL)



AYLIK B. HAŞHAŞ İŞLEM MİKTARI (TON)





AYLIK B. HAŞHAŞ MTS İŞLEM MİKTARI ORANLARI

■ TTS

YILLIK B. HAŞHAŞ İŞLEM MİKTARI (TON)

■ MTS

5.048

26 %

-67 %

4.179

3.992

5.202

24 %

-64 %

1.656

1.873

1 MAYIS 20 -
30 NİSAN 21

1 MAYIS 21 -
30 NİSAN 22

1 MAYIS 22 -
30 NİSAN 23

6.000 TON

5.000 TON

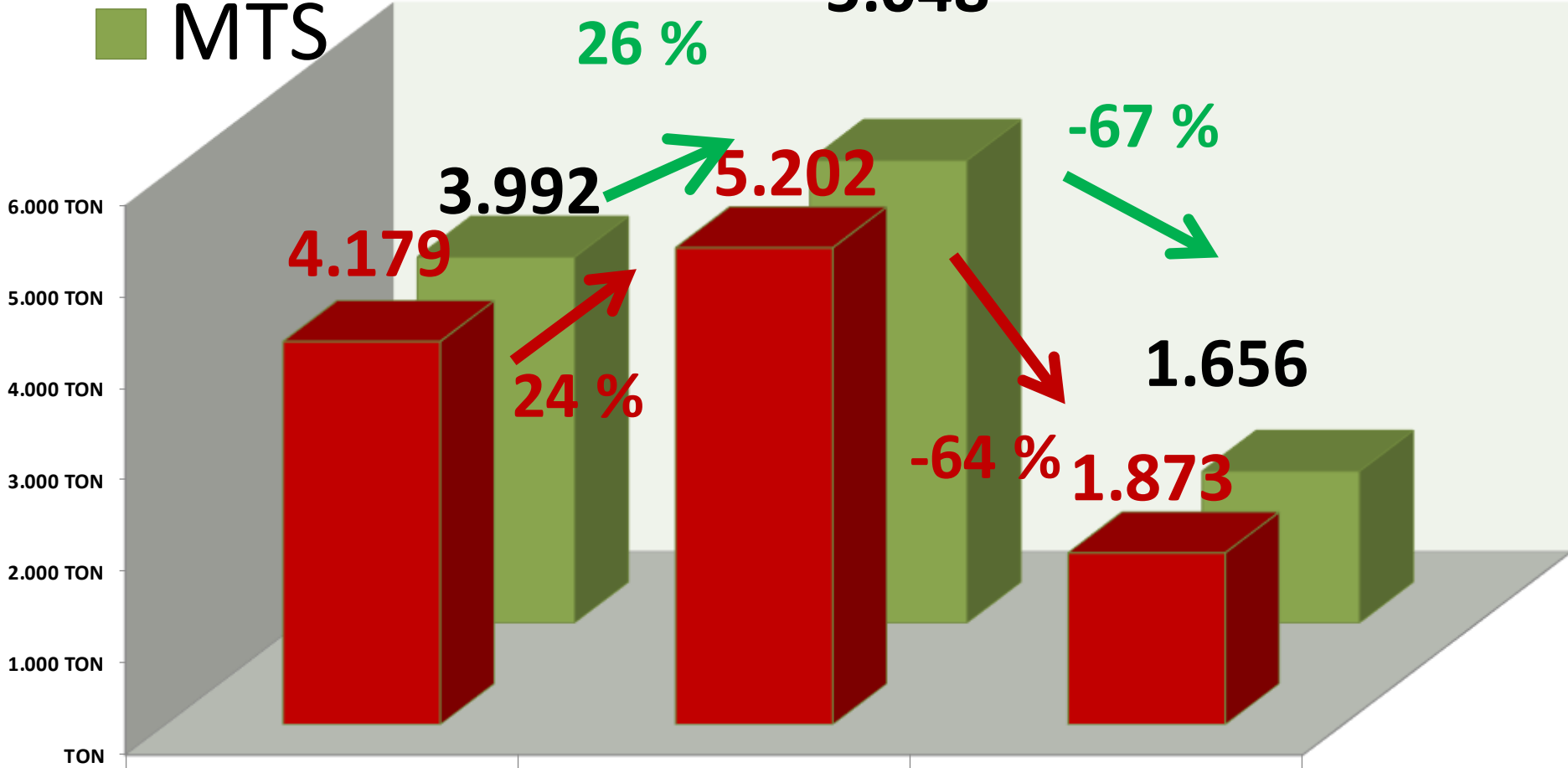
4.000 TON

3.000 TON

2.000 TON

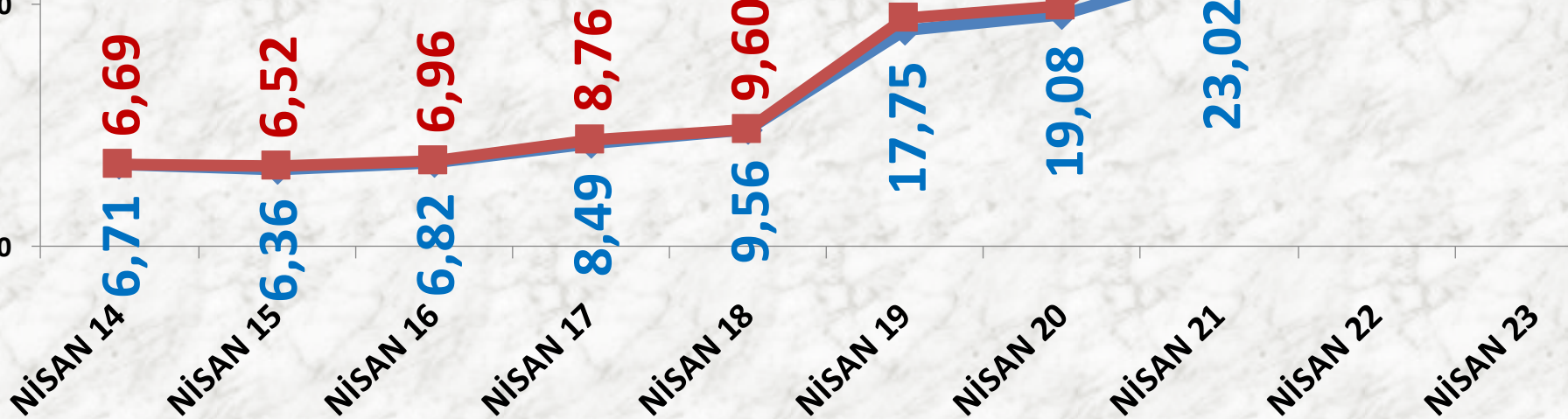
1.000 TON

TON



NİSAN AYLARI B. HAŞHAŞ FİYAT TRENDİ (TL)

◆ MTS
■ TTS



MAVİ HAŞHAŞ

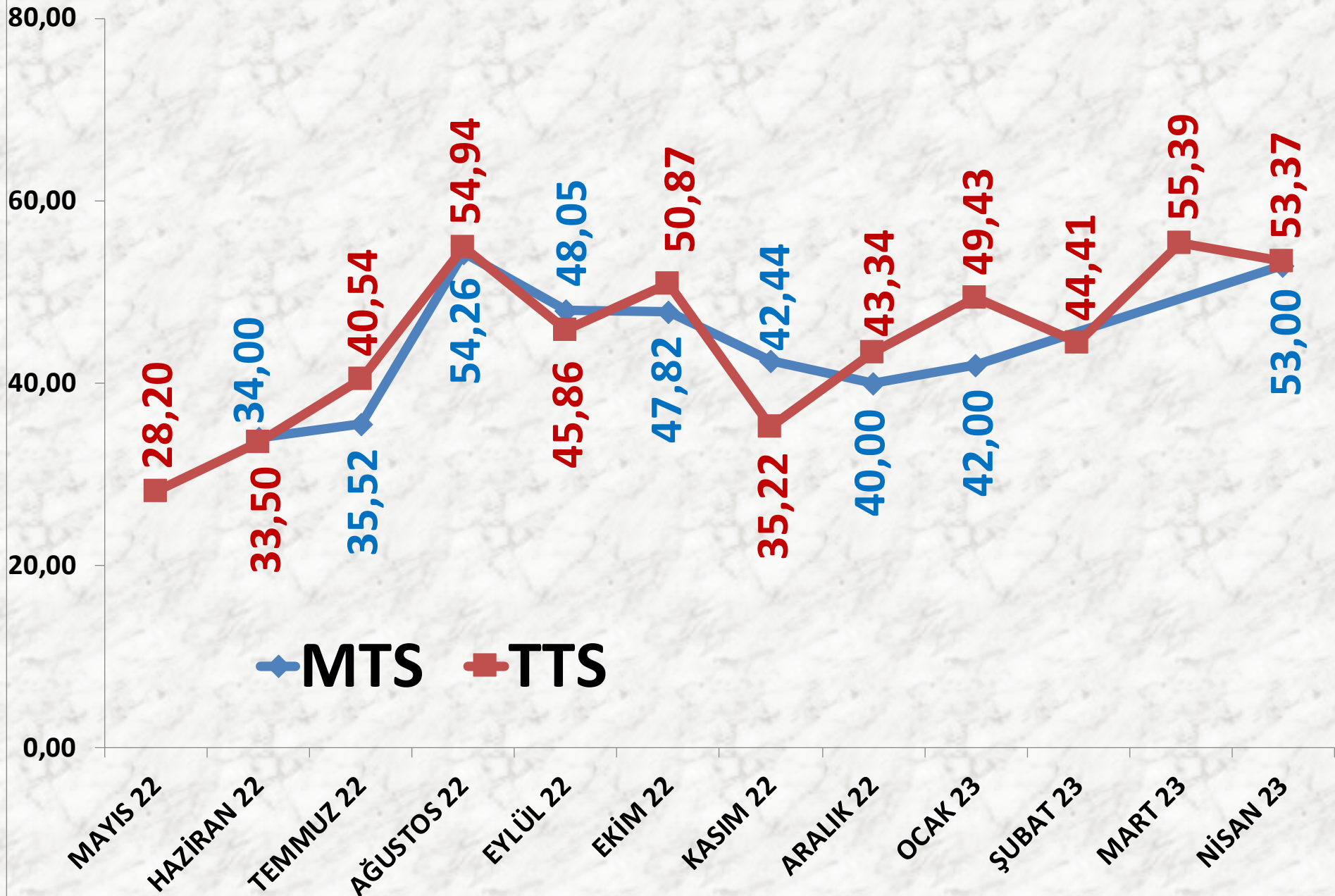
İŞLEM MİKTARI TON	2021 NİSAN	2022 NİSAN		2023 NİSAN	
MTS	197 TON	-73%	52 TON	-12%	46 TON
TTS	104 TON	-1%	103 TON	-6%	97 TON

EN AZ FİYAT	2021 NİSAN	2022 NİSAN		2023 NİSAN	
MTS	17,00 TL	53%	26,00 TL	104%	53,00 TL
TTS	18,50 TL	46%	27,00 TL	52%	41,00 TL

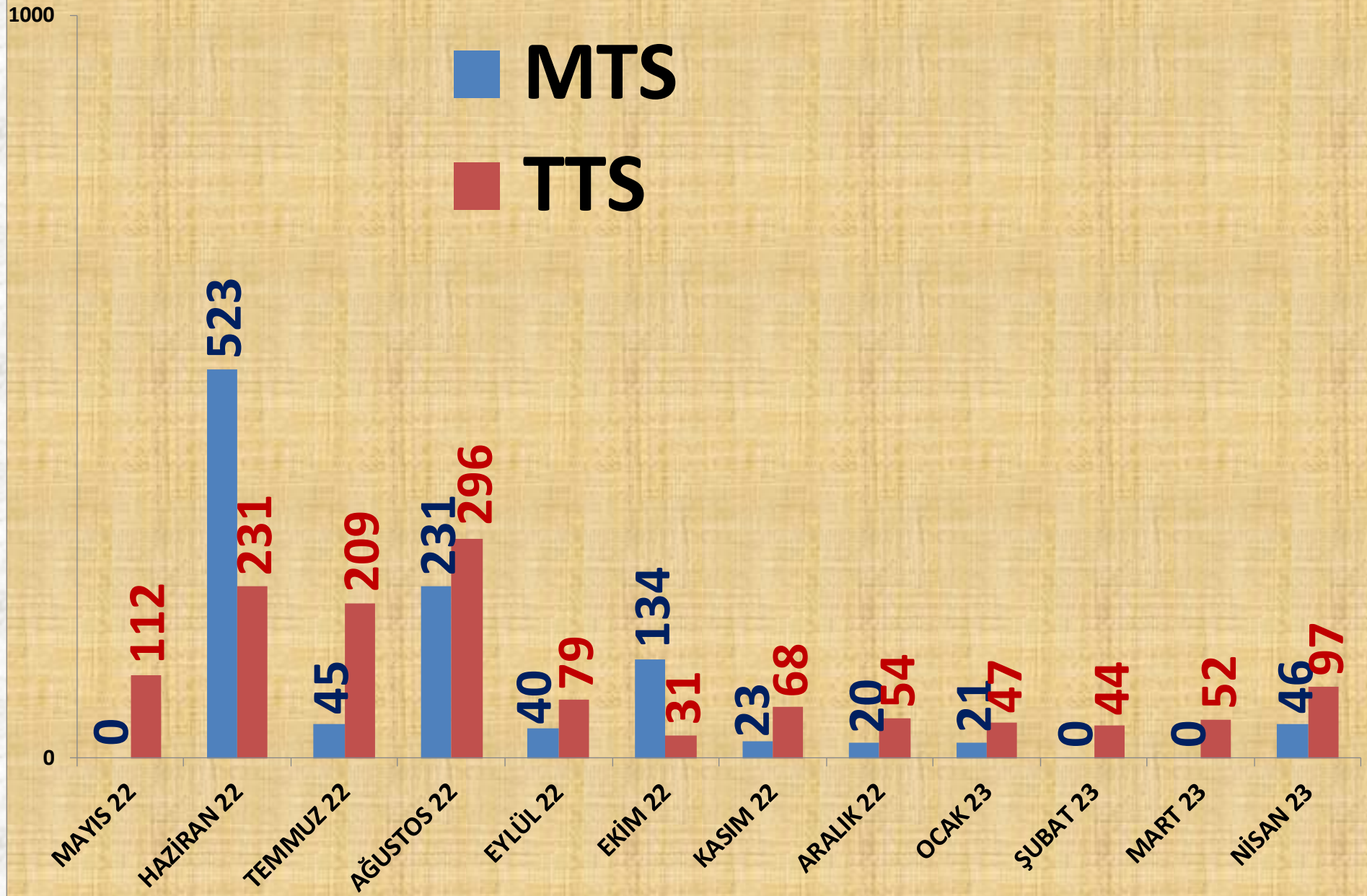
EN ÇOK FİYAT	2021 NİSAN	2022 NİSAN		2023 NİSAN	
MTS	25,00 TL	25%	31,17 TL	70%	53,00 TL
TTS	27,50 TL	27%	35,00 TL	67%	58,42 TL

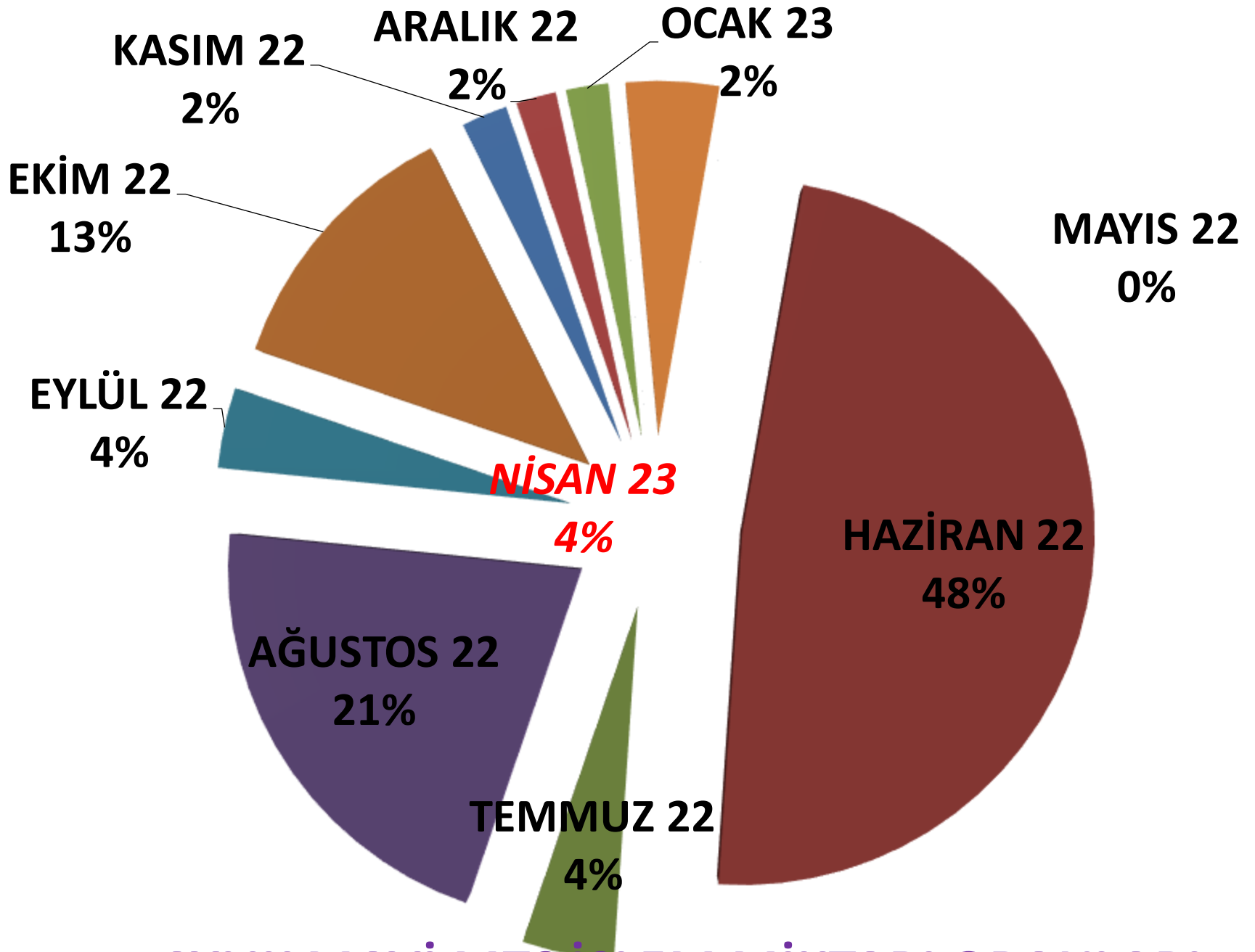
ORTALAMA FİYAT	2021 NİSAN	2022 NİSAN		2023 NİSAN	
MTS	17,67 TL	73%	30,52 TL	74%	53,00 TL
TTS	20,11 TL	44%	29,01 TL	84%	53,37 TL

AYLIK MAVİ HAŞHAŞ FİYAT TRENDİ (TL)



AYLIK MAVİ HAŞHAŞ İŞLEM MİKTARI (TON)

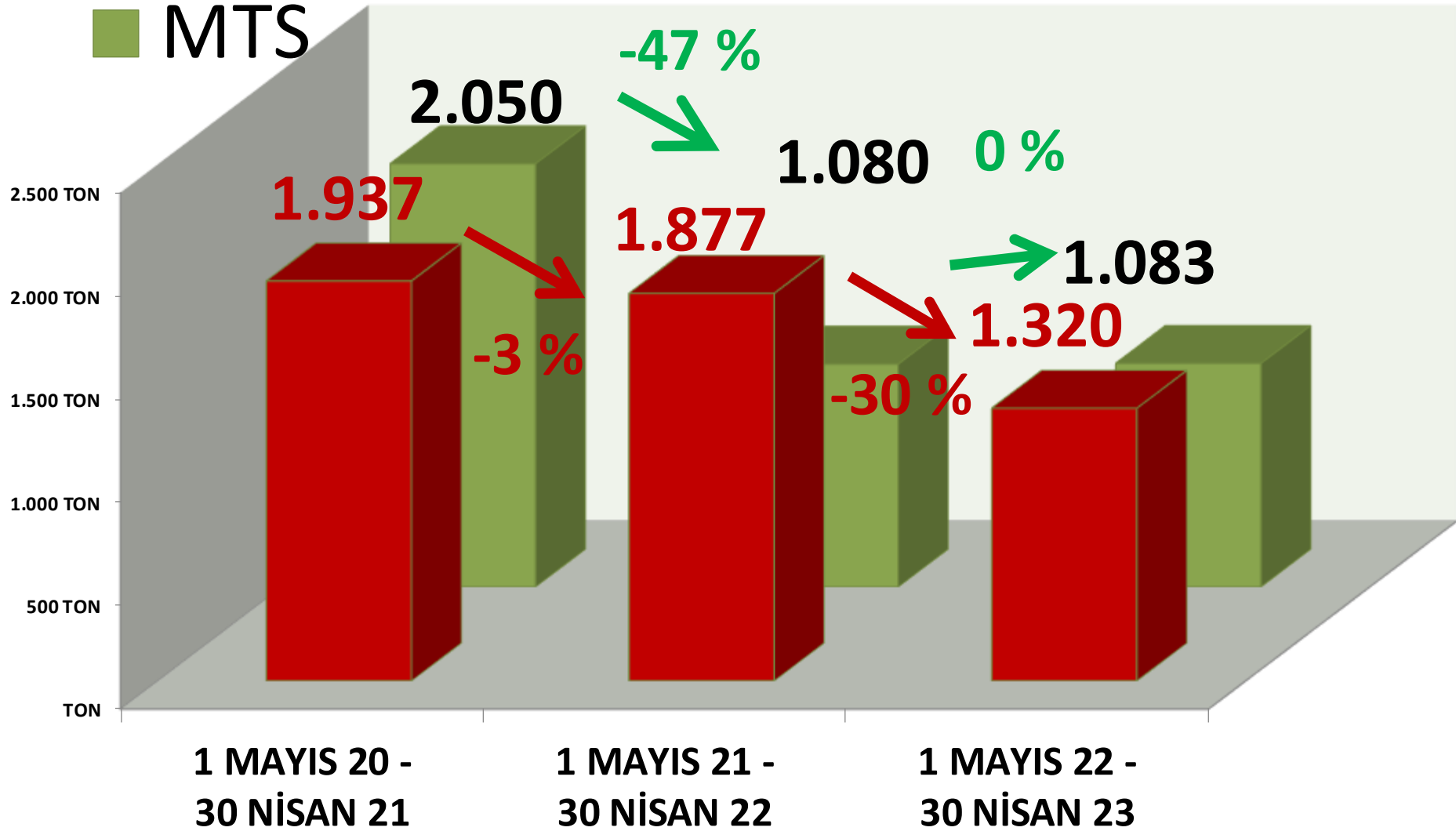




AYLIK MAVİ MTS İŞLEM MİKTARI ORANLARI

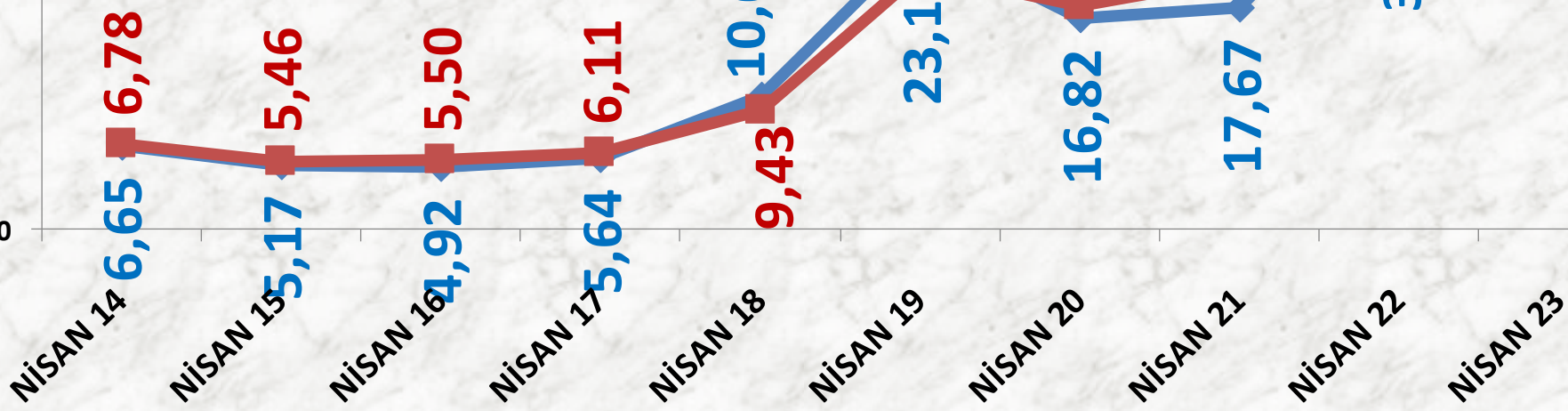
■ TTS YILLIK MAVİ HAŞHAŞ İŞLEM MİKTARI

■ MTS



NİSAN AYLARI MAVİ HAŞHAŞ FİYAT TRENDİ (TL)

◆ MTS
■ TTS



KÜTLÜ PAMUK

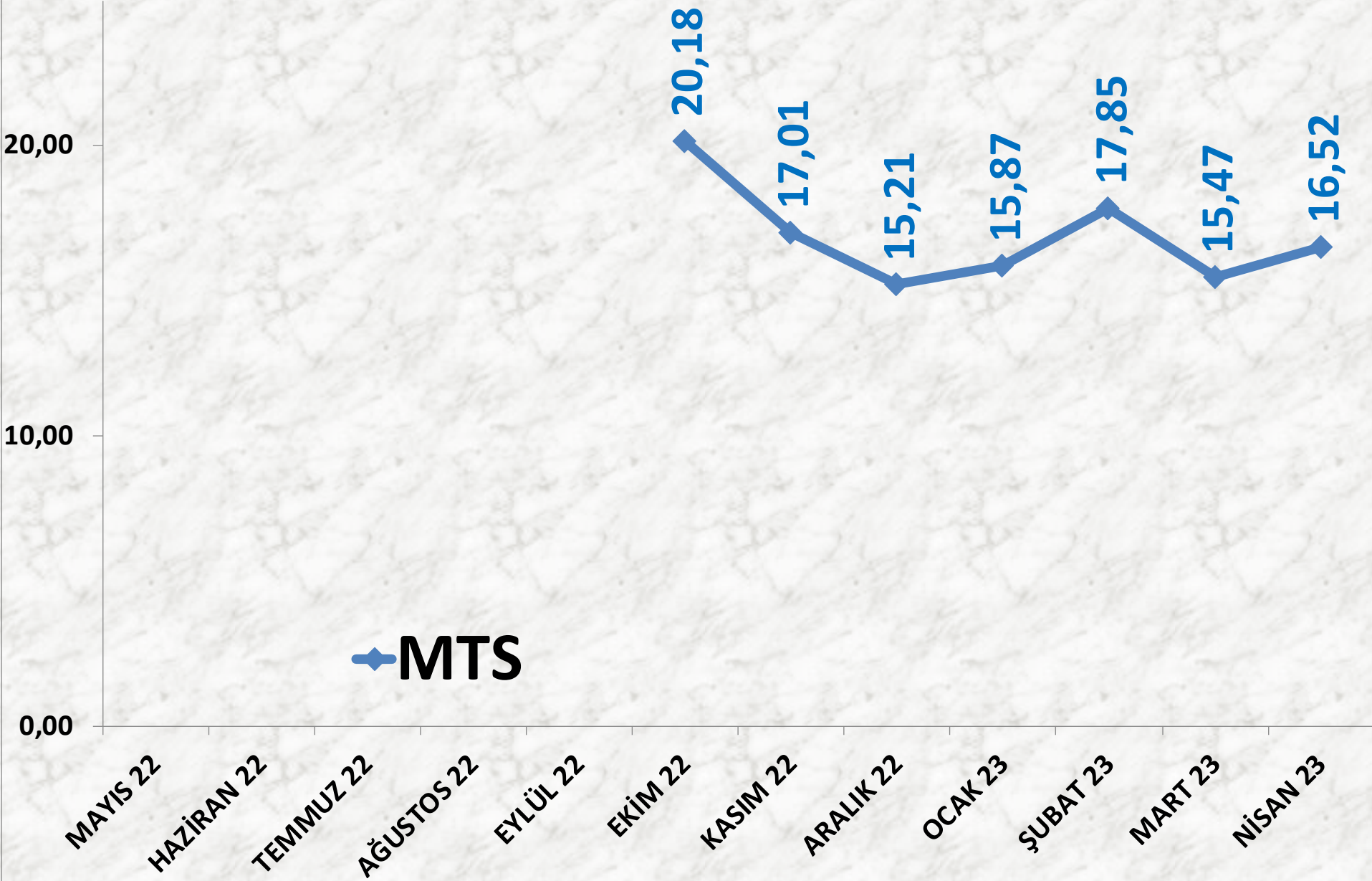
İŞLEM MİKTARI TON	2021 NİSAN	2022 NİSAN		2023 NİSAN	
MTS	390 TON	98%	772 TON	-100%	3 TON

EN AZ FİYAT	2021 NİSAN	2022 NİSAN		2023 NİSAN	
MTS	5,67 TL	217%	18,00 TL	-9%	16,30 TL

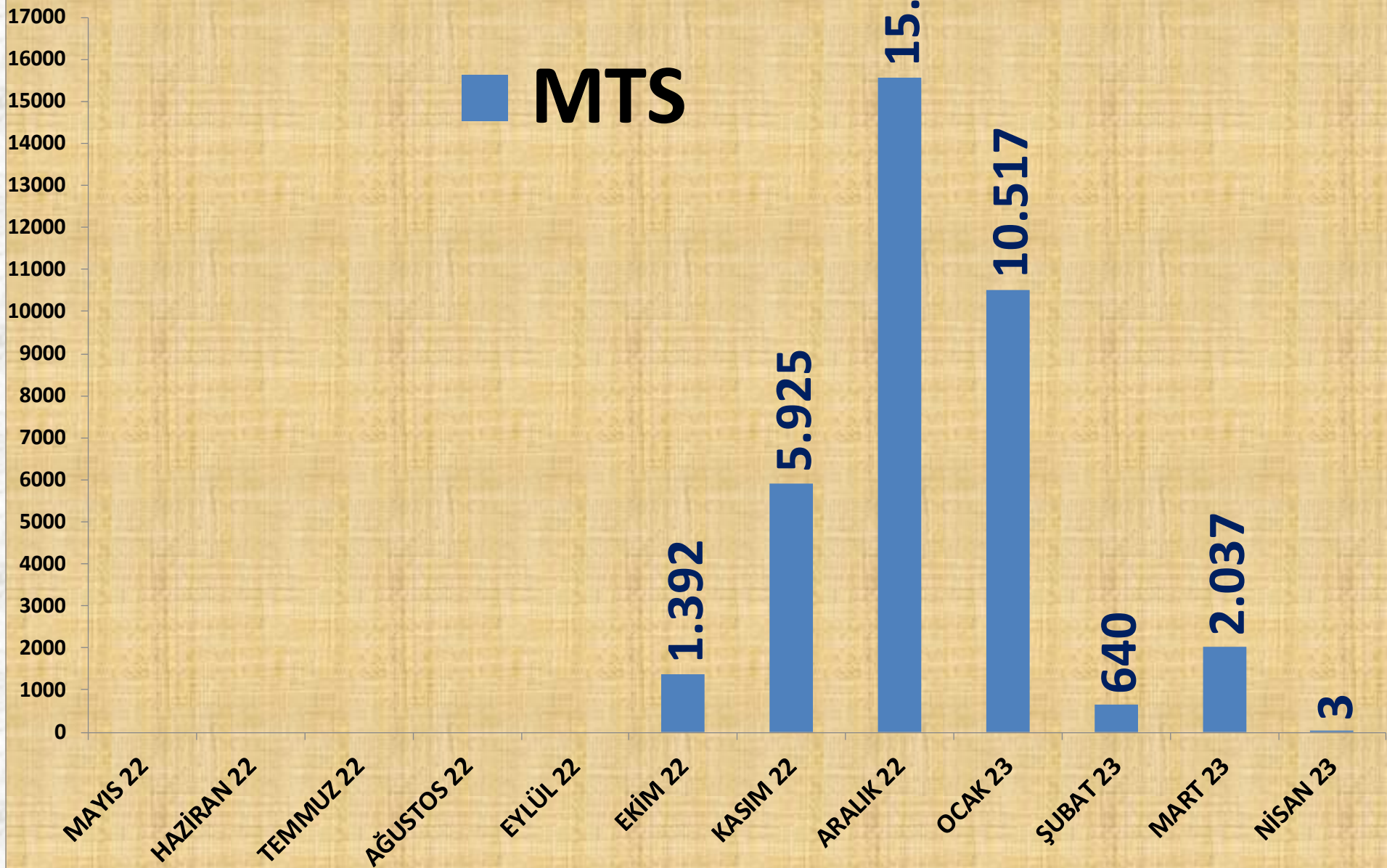
EN ÇOK FİYAT	2021 NİSAN	2022 NİSAN		2023 NİSAN	
MTS	5,80 TL	219%	18,50 TL	-8%	17,00 TL

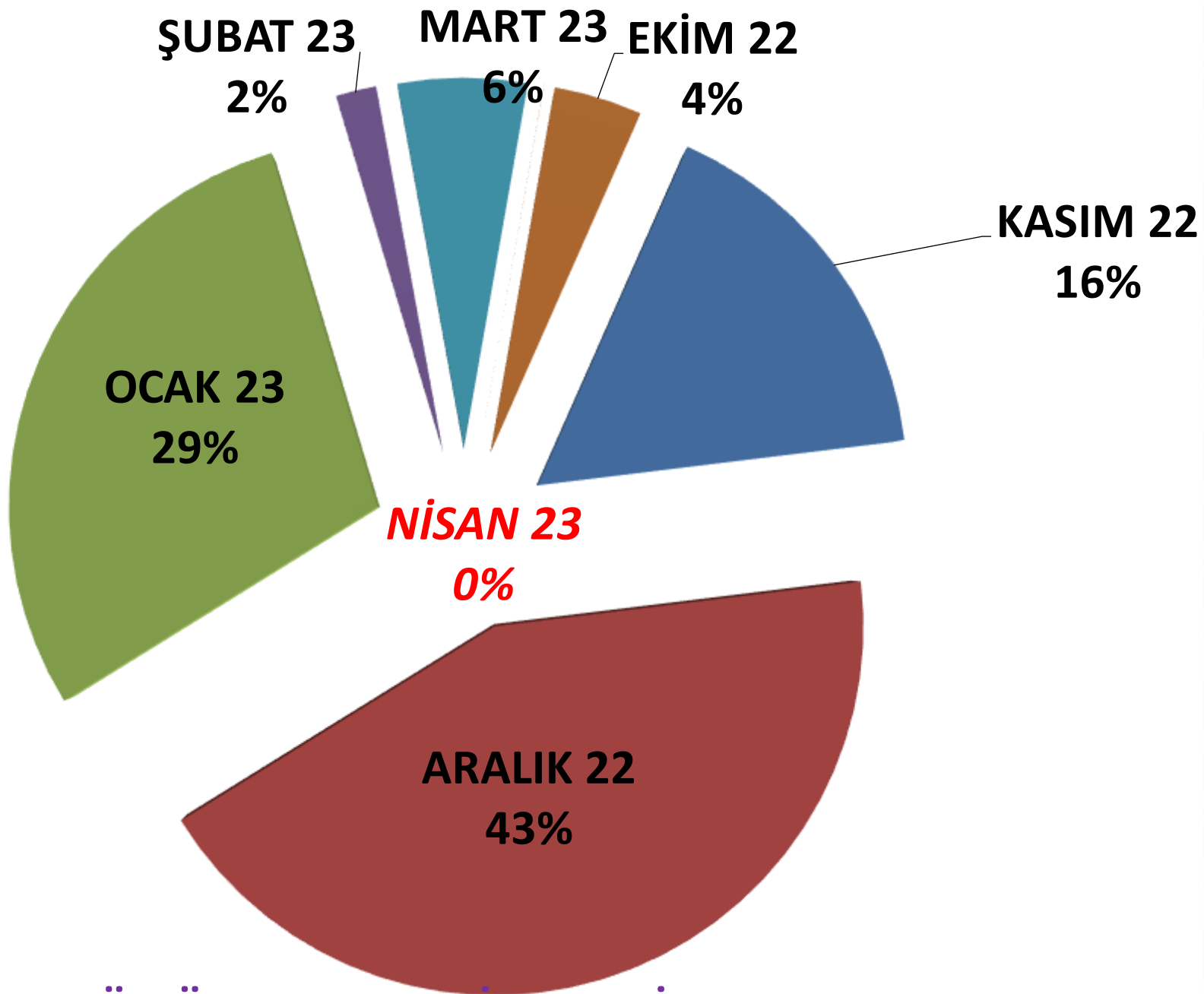
ORTALAMA FİYAT	2021 NİSAN	2022 NİSAN		2023 NİSAN	
MTS	5,71 TL	224%	18,49 TL	-11%	16,52 TL

AYLIK KÜTLÜ PAMUK FİYAT TRENDİ (TL)



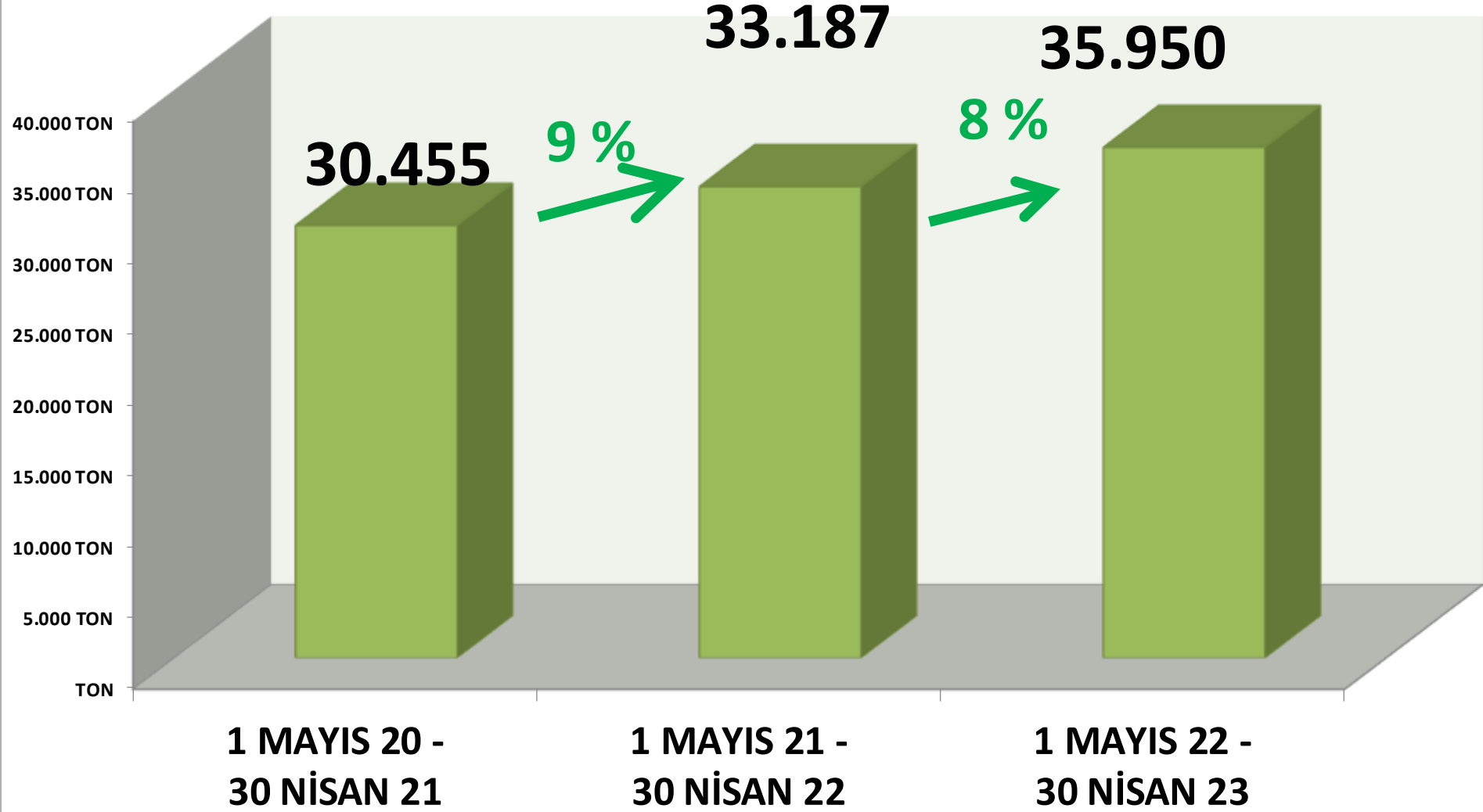
AYLIK KÜTLÜ PAMUK İŞLEM MİKTARI (TON)





AYLIK KÜTLÜ PAMUK MTS İŞLEM MİKTARI ORANLARI

YILLIK KÜTLÜ PAMUK İŞLEM MİKTARI



NİSAN AYLARI ÇİĞİTLİ PAMUK FİYAT TRENDİ (TL)

20,00
10,00
0,00

◆ MTS

NİSAN 14 NİSAN 15 NİSAN 16 NİSAN 17 NİSAN 18 NİSAN 19 NİSAN 20 NİSAN 21 NİSAN 22 NİSAN 23

1,40

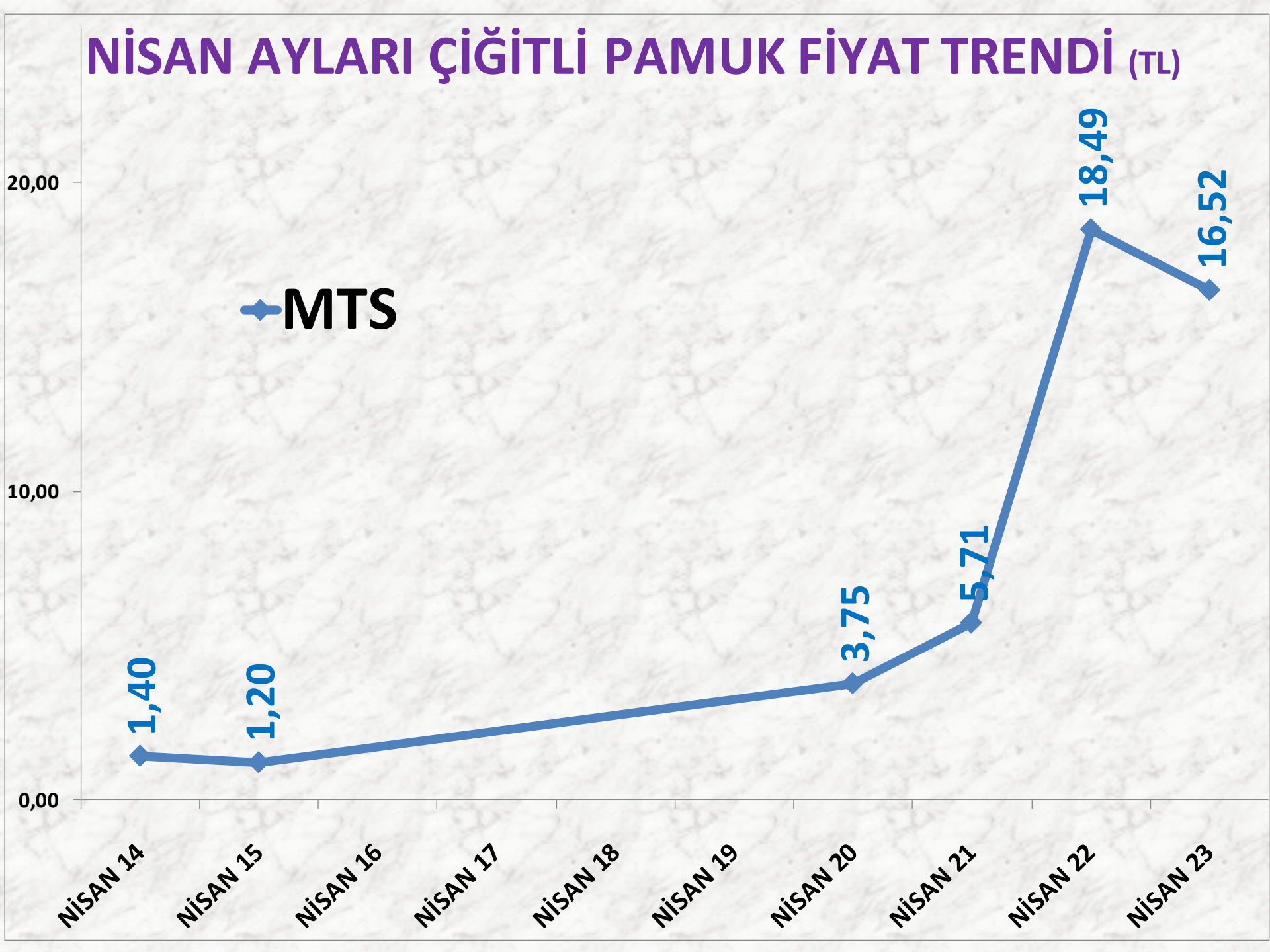
1,20

3,75

5,71

18,49

16,52



MAHLIÇ PAMUK

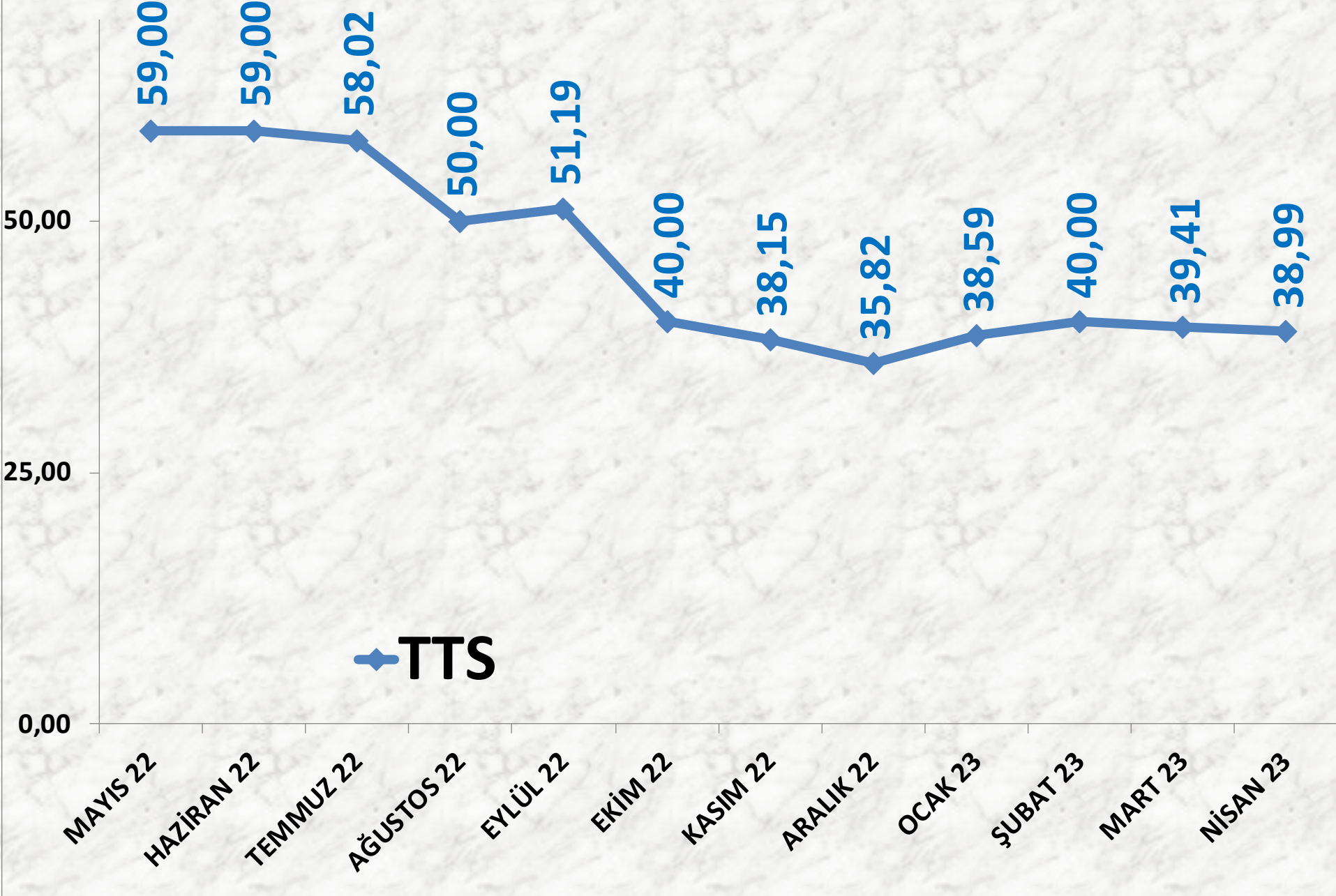
İŞLEM MİKTARI TON	2021 NİSAN	2022 NİSAN		2023 NİSAN	
MTS	434 TON	-25%	324 TON	149%	804 TON

EN AZ FİYAT	2021 NİSAN	2022 NİSAN		2023 NİSAN	
MTS	16,10 TL	164%	42,50 TL	-11%	38,00 TL

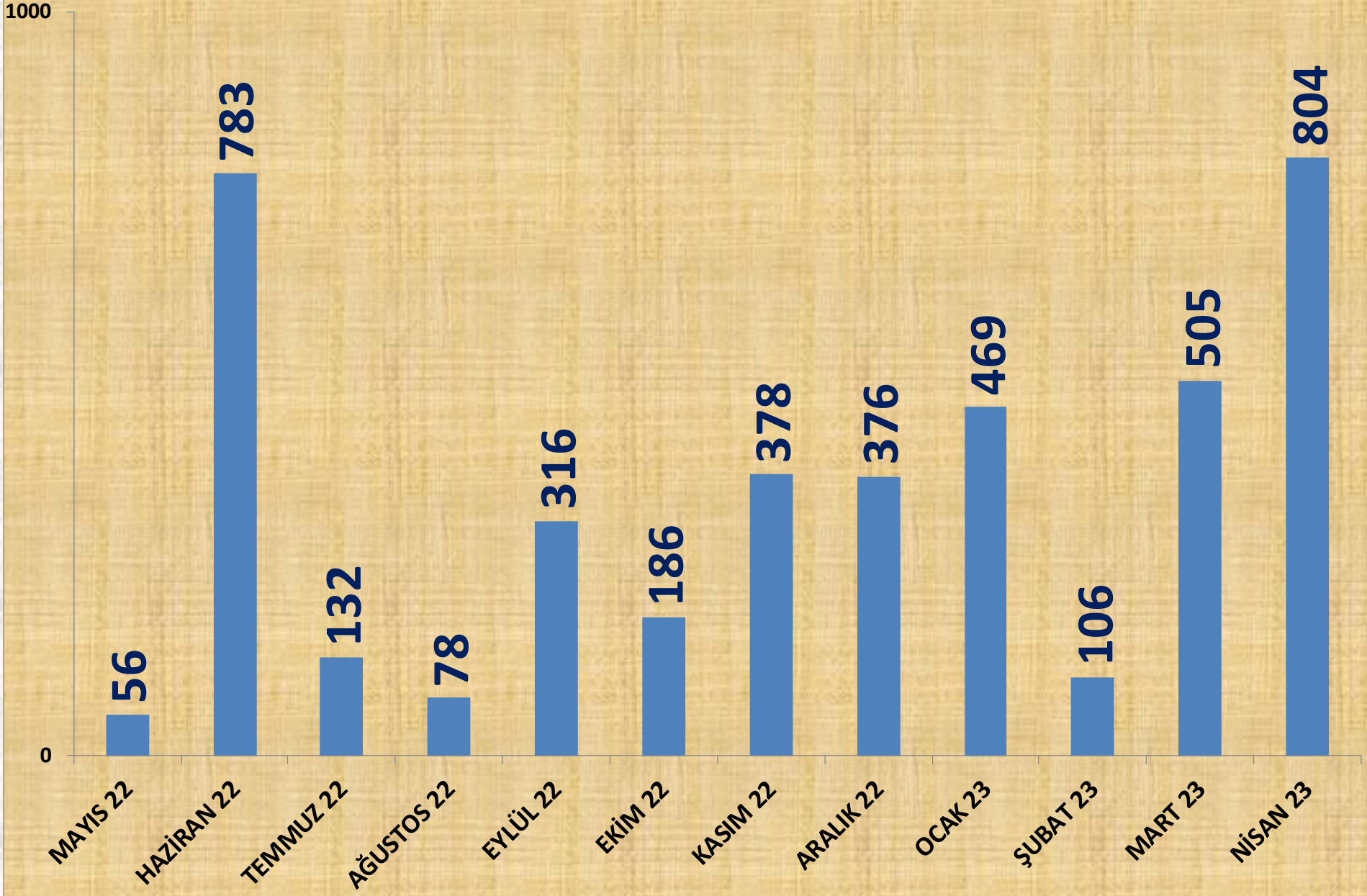
EN ÇOK FİYAT	2021 NİSAN	2022 NİSAN		2023 NİSAN	
MTS	16,80 TL	196%	49,80 TL	-20%	40,00 TL

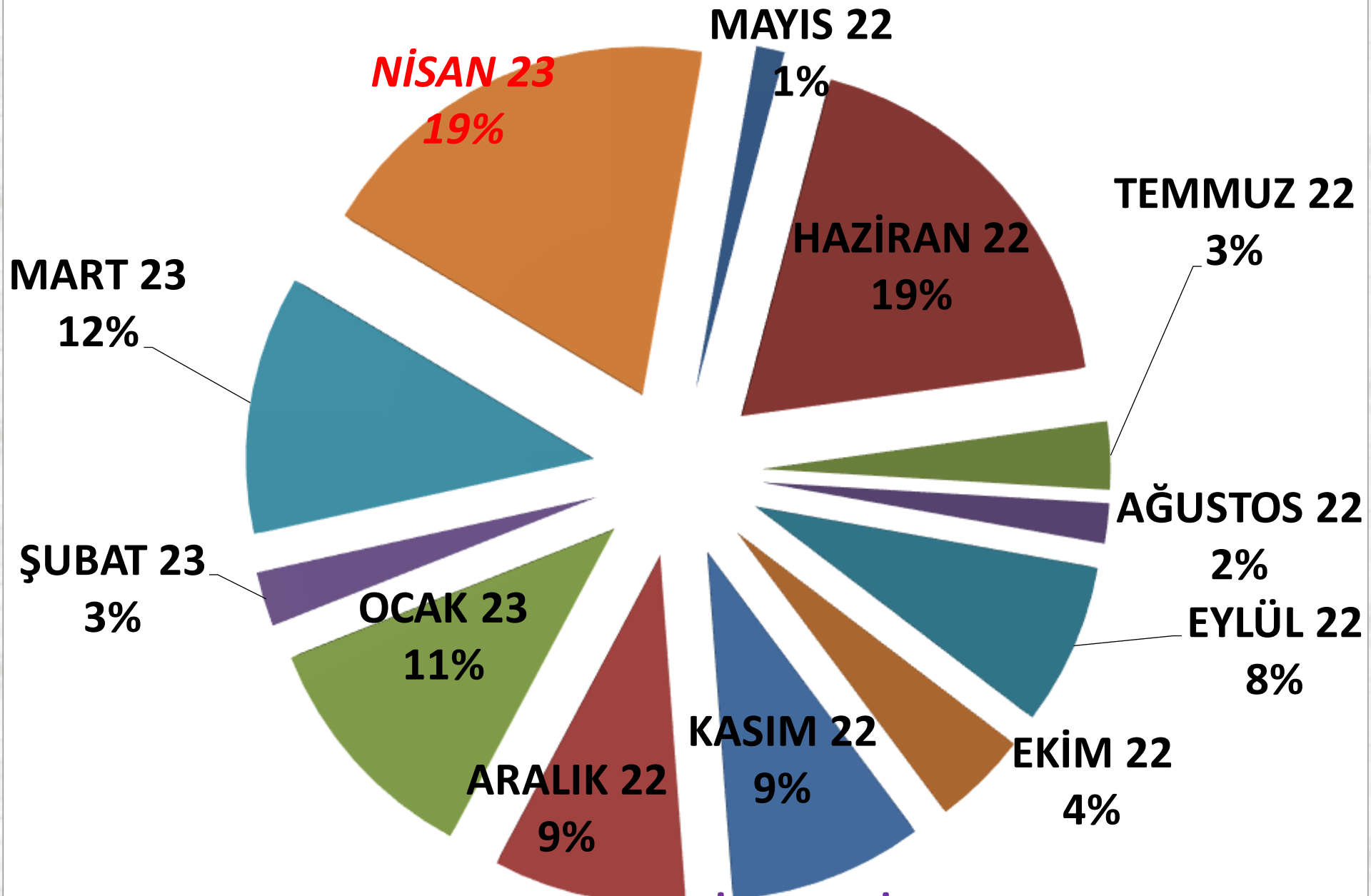
ORTALAMA FİYAT	2021 NİSAN	2022 NİSAN		2023 NİSAN	
MTS	16,67 TL	180%	46,63 TL	-16%	38,99 TL

AYLIK MAHLIÇ PAMUK FİYAT TRENDİ (TL)



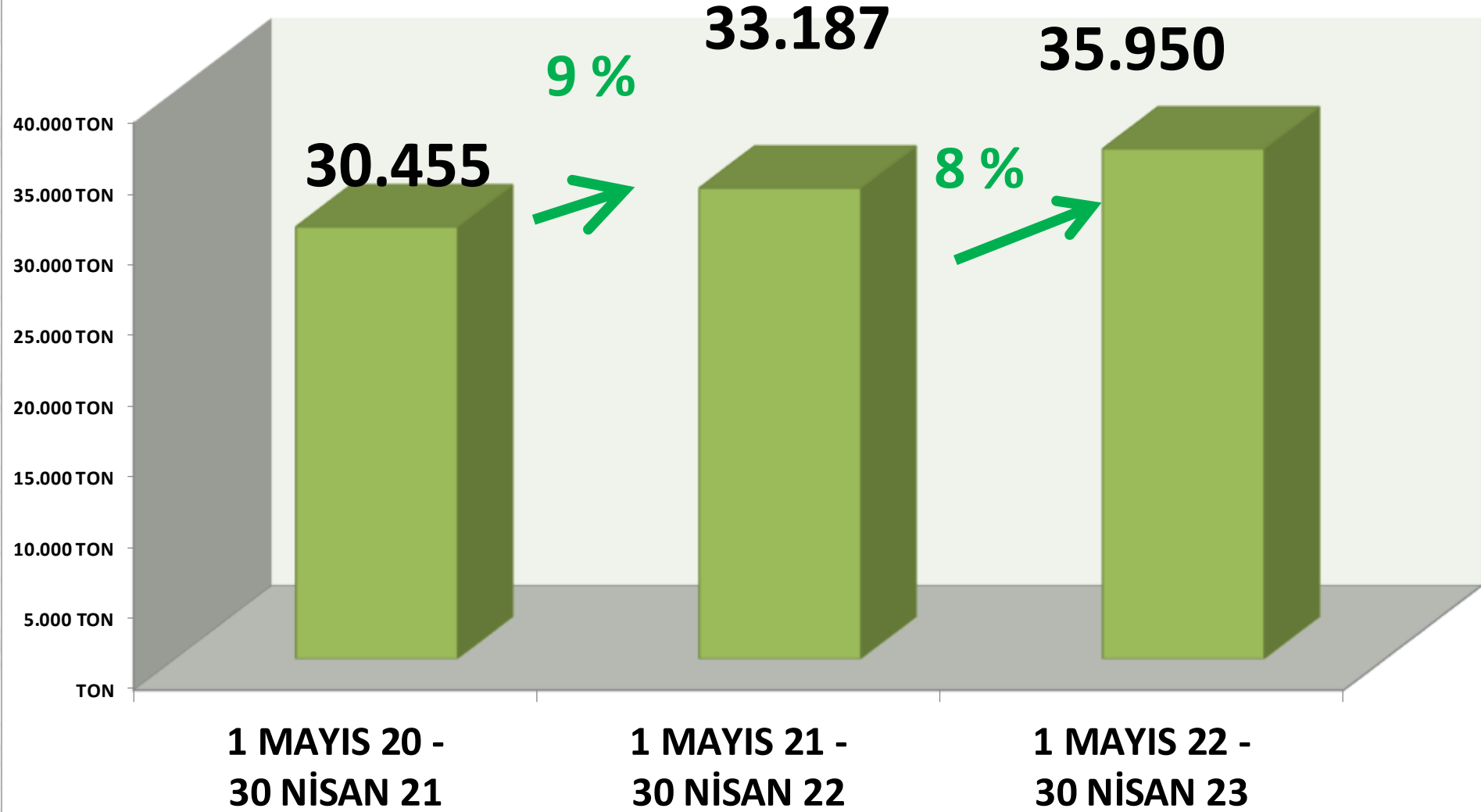
AYLIK MAHLIÇ PAMUK İŞLEM MİKTARI (TON)



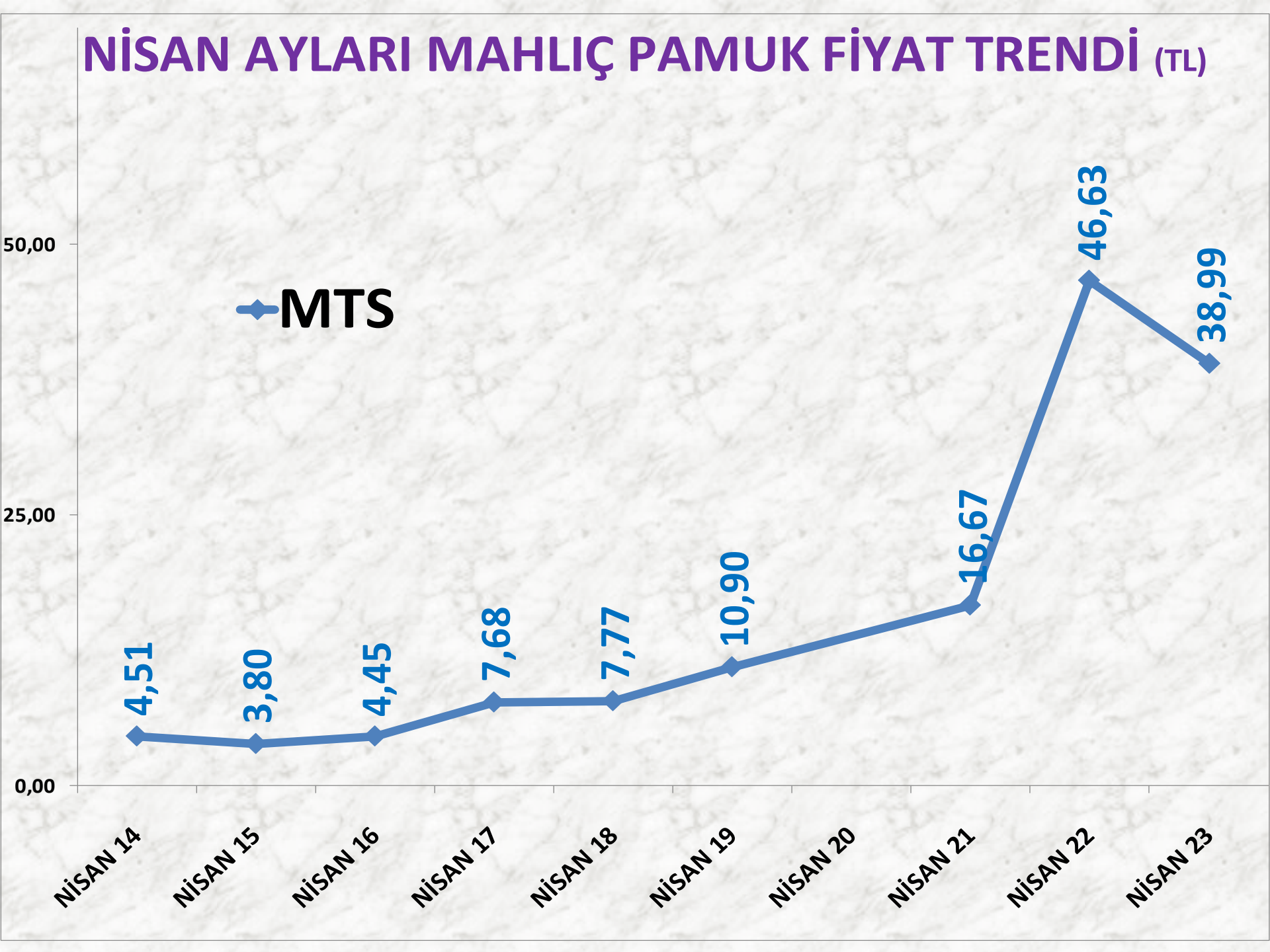


AYLIK MAHLİÇ PAMUK MTS İŞLEM MİKTARI ORANLARI

YILLIK MAHLIÇ PAMUK İŞLEM MİKTARI (TON)



NİSAN AYLARI MAHLİÇ PAMUK FİYAT TRENDİ (TL)



KEKİK

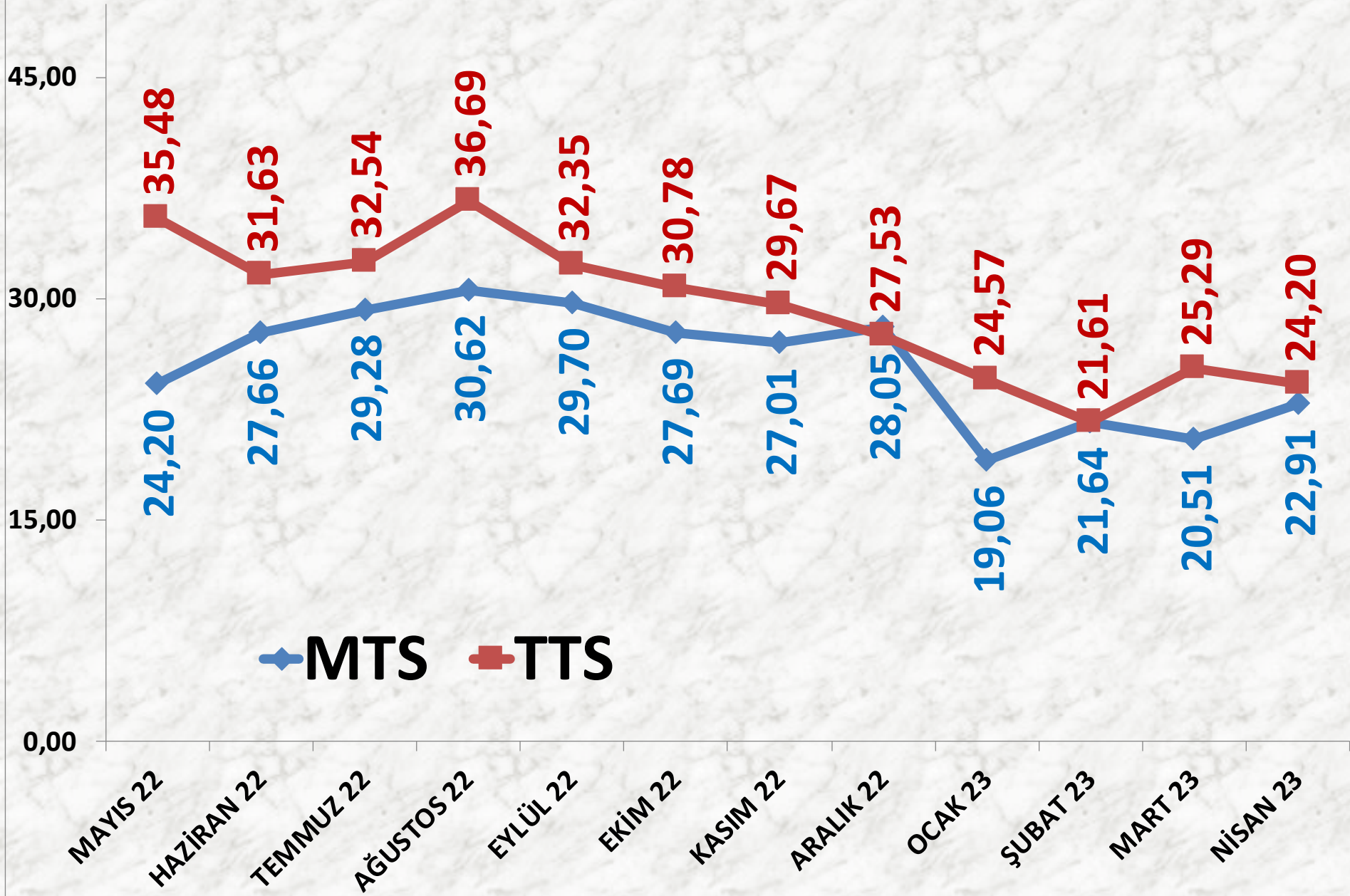
İŞLEM MİKTARI TON	2021 NİSAN	2022 NİSAN		2023 NİSAN	
MTS	607 TON	-31%	421 TON	135%	992 TON
TTS	405 TON	-23%	311 TON	156%	799 TON

EN AZ FİYAT	2021 NİSAN	2022 NİSAN		2023 NİSAN	
MTS	9,50 TL	105%	19,44 TL	-41%	11,55 TL
TTS	9,00 TL	99%	17,94 TL	-16%	15,00 TL

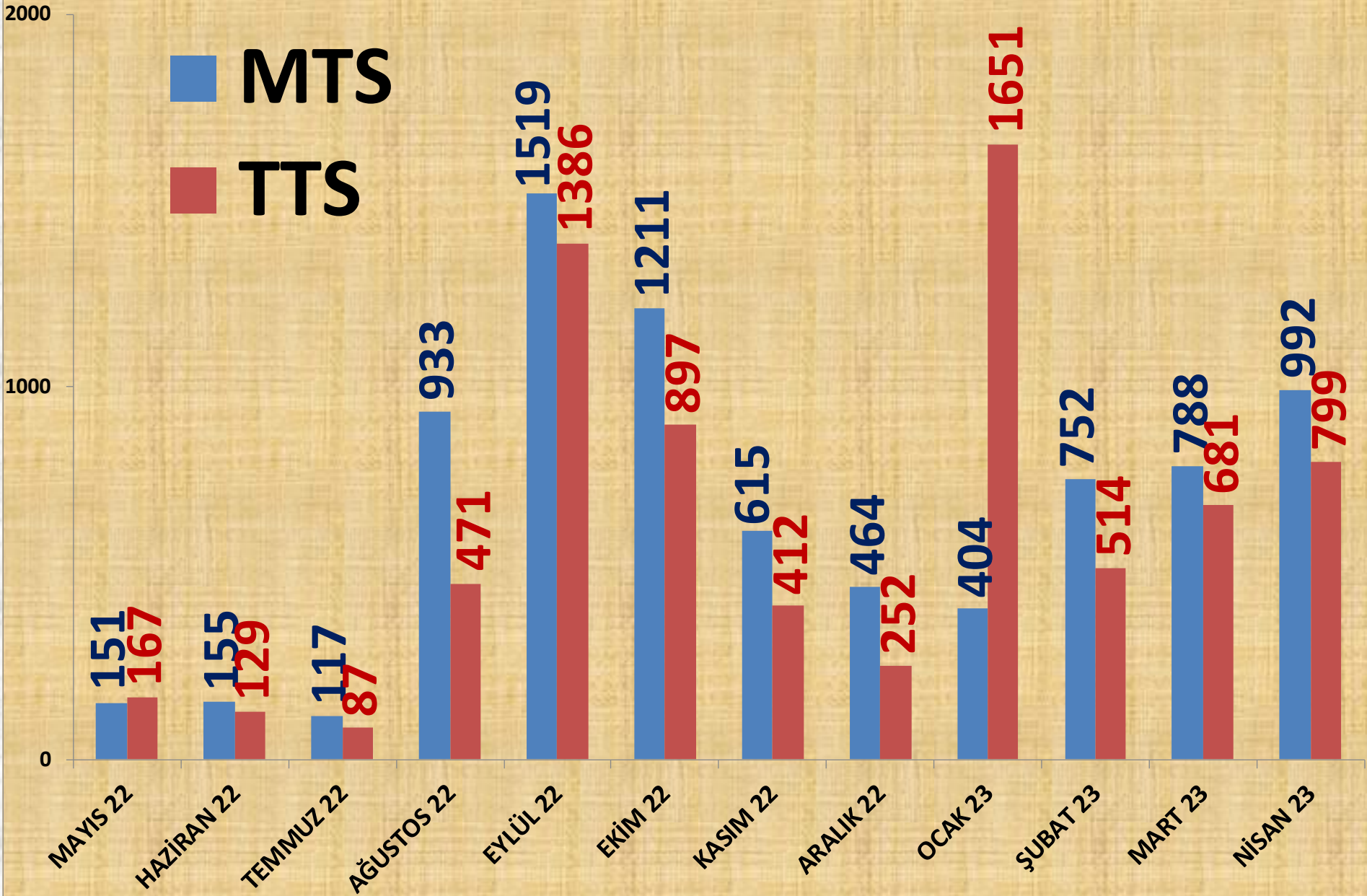
EN ÇOK FİYAT	2021 NİSAN	2022 NİSAN		2023 NİSAN	
MTS	13,87 TL	105%	28,38 TL	16%	32,79 TL
TTS	23,00 TL	96%	45,00 TL	7%	48,00 TL

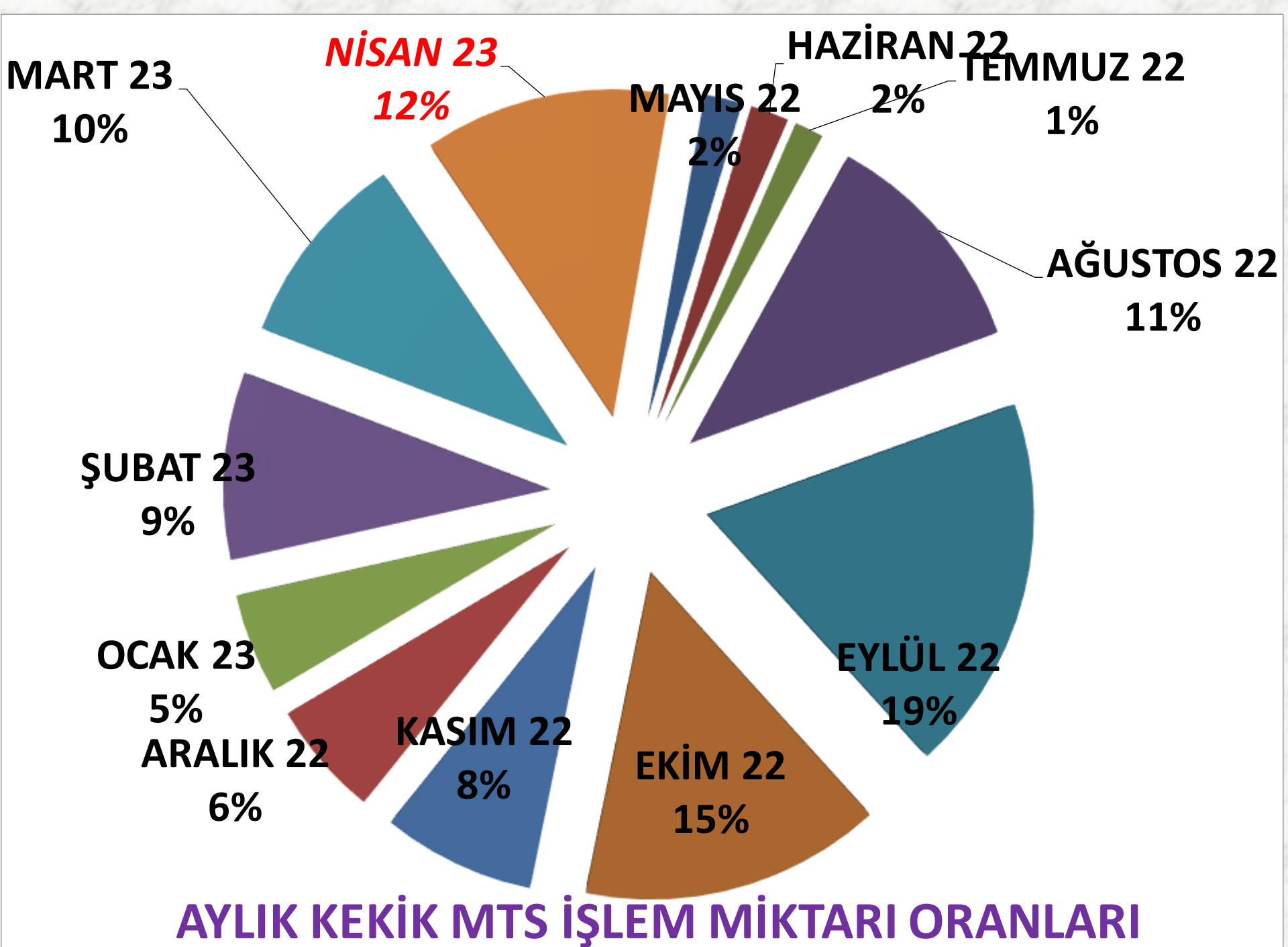
ORTALAMA FİYAT	2021 NİSAN	2022 NİSAN		2023 NİSAN	
MTS	12,30 TL	104%	25,15 TL	-9%	22,91 TL
TTS	14,45 TL	95%	28,17 TL	-14%	24,20 TL

AYLIK KEKİK FİYAT TRENDİ_(TL)



AYLIK KEKİK İŞLEM MİKTARI (TON)

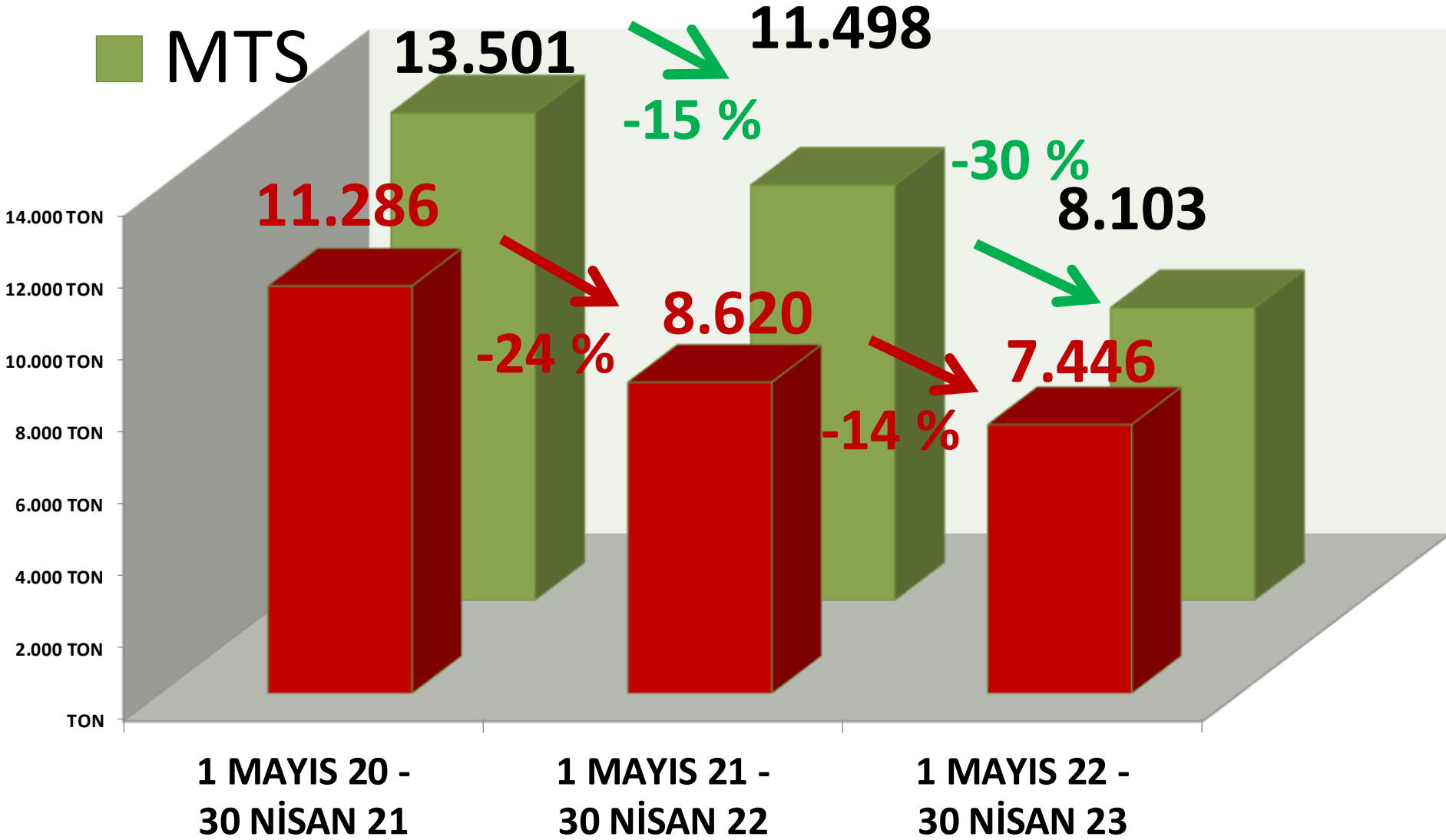




■ TTS

YILLIK KEKİK İŞLEM MİKTARI (TON)

■ MTS



ANASON

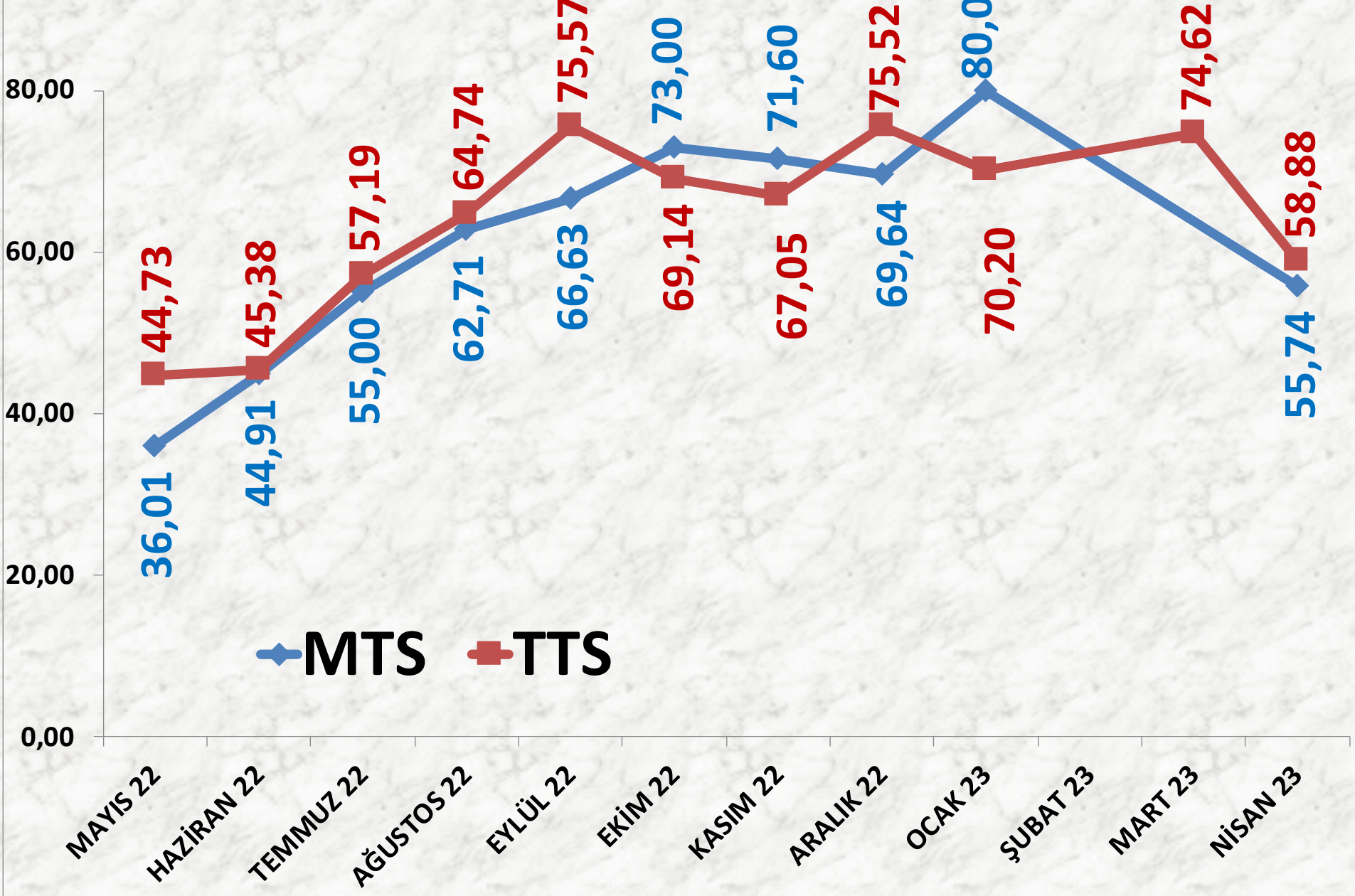
İŞLEM MİKTARI TON	2021 NİSAN	2022 NİSAN		2023 NİSAN	
MTS	10 TON	-9%	9 TON	-94%	1 TON
TTS	130 TON	-65%	45 TON	143%	110 TON

EN AZ FİYAT	2021 NİSAN	2022 NİSAN		2023 NİSAN	
MTS	3,97 TL	656%	30,00 TL	86%	55,74 TL
TTS	16,00 TL	106%	33,00 TL	76%	58,00 TL

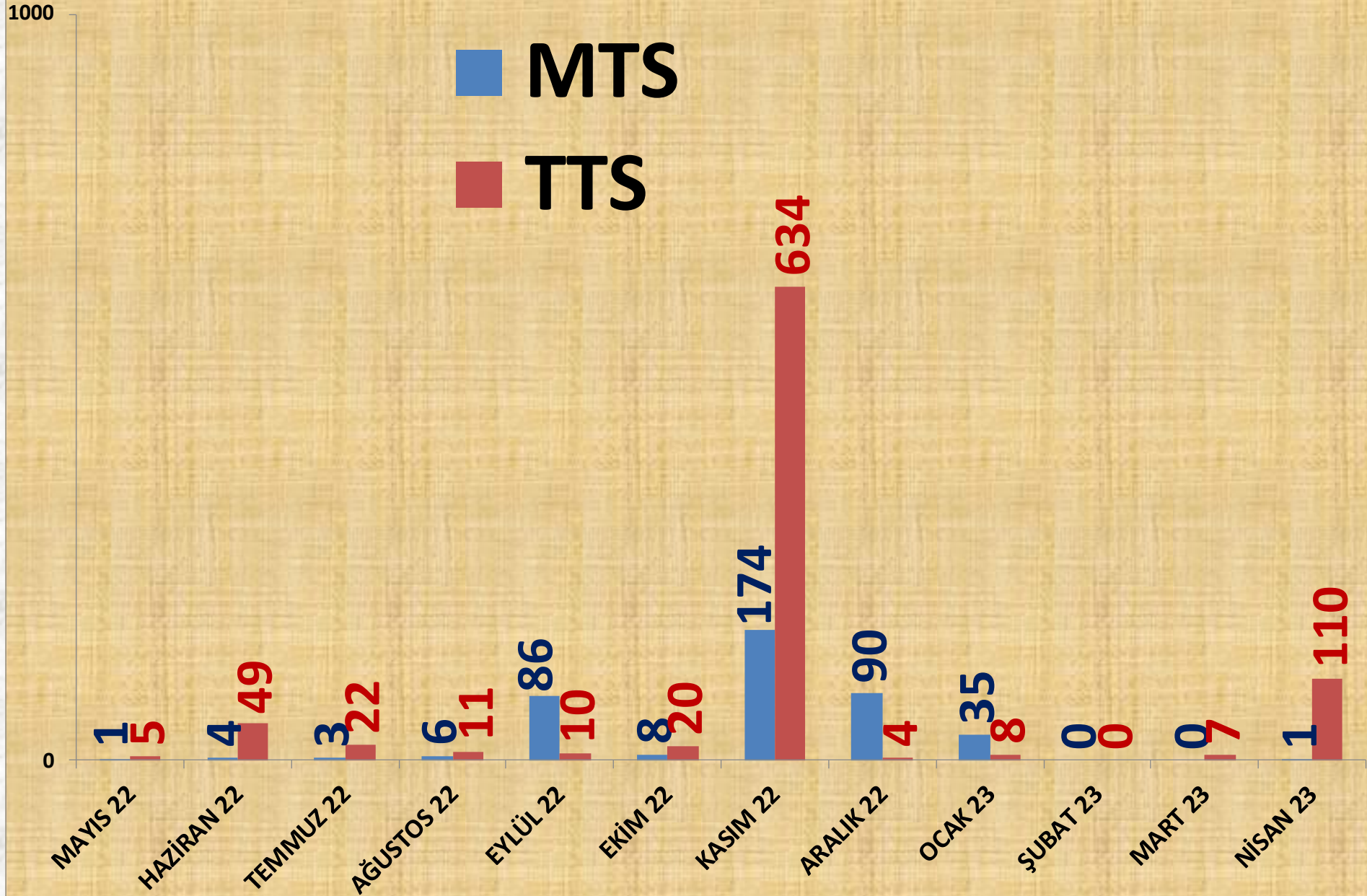
EN ÇOK FİYAT	2021 NİSAN	2022 NİSAN		2023 NİSAN	
MTS	17,01 TL	89%	32,22 TL	73%	55,74 TL
TTS	24,00 TL	70%	40,72 TL	87%	76,23 TL

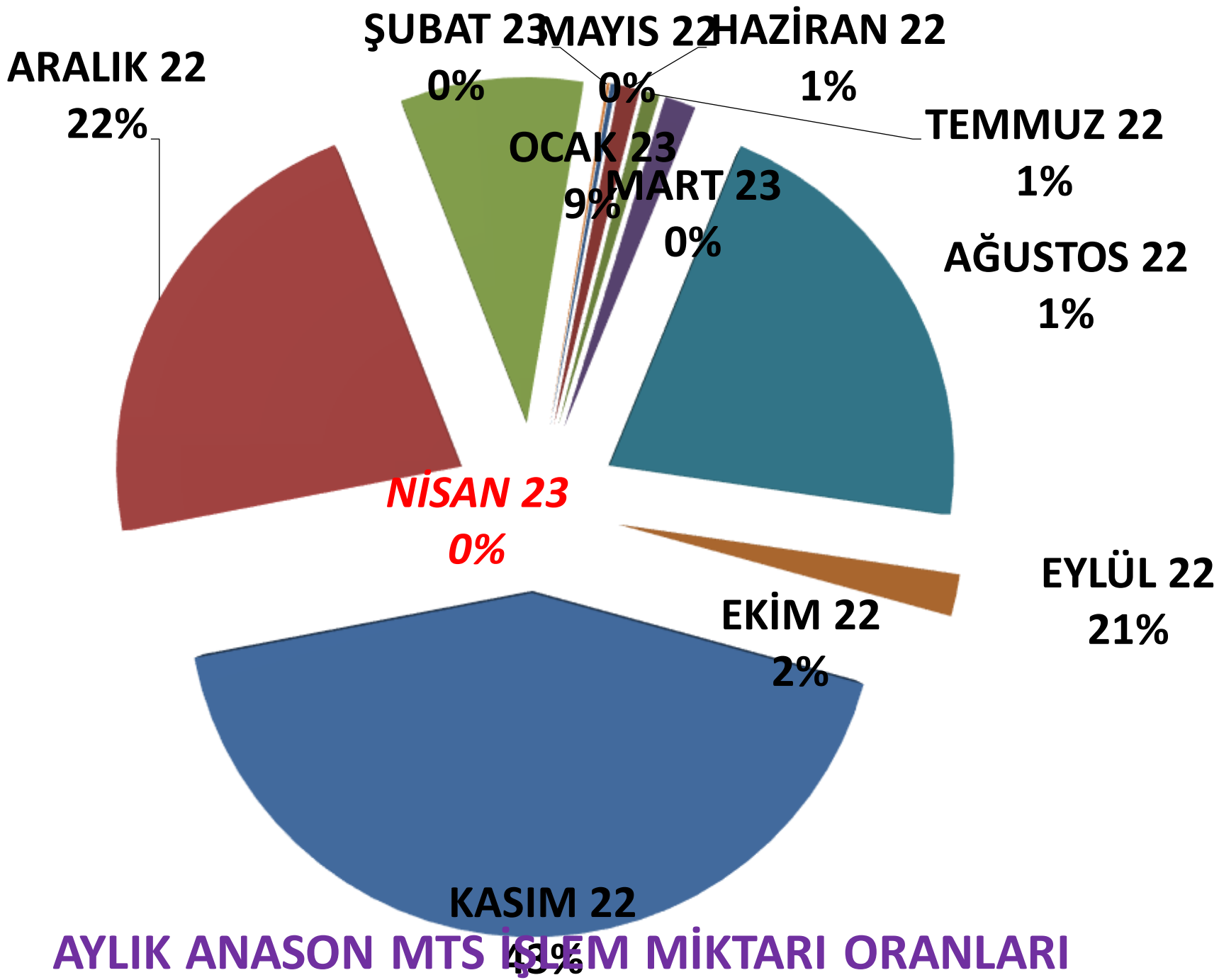
ORTALAMA FİYAT	2021 NİSAN	2022 NİSAN		2023 NİSAN	
MTS	16,68 TL	80%	30,05 TL	86%	55,74 TL
TTS	19,07 TL	84%	35,10 TL	68%	58,88 TL

AYLIK ANASON FİYAT TRENDİ (TL)



AYLIK ANASON İŞLEM MİKTARI (TON)



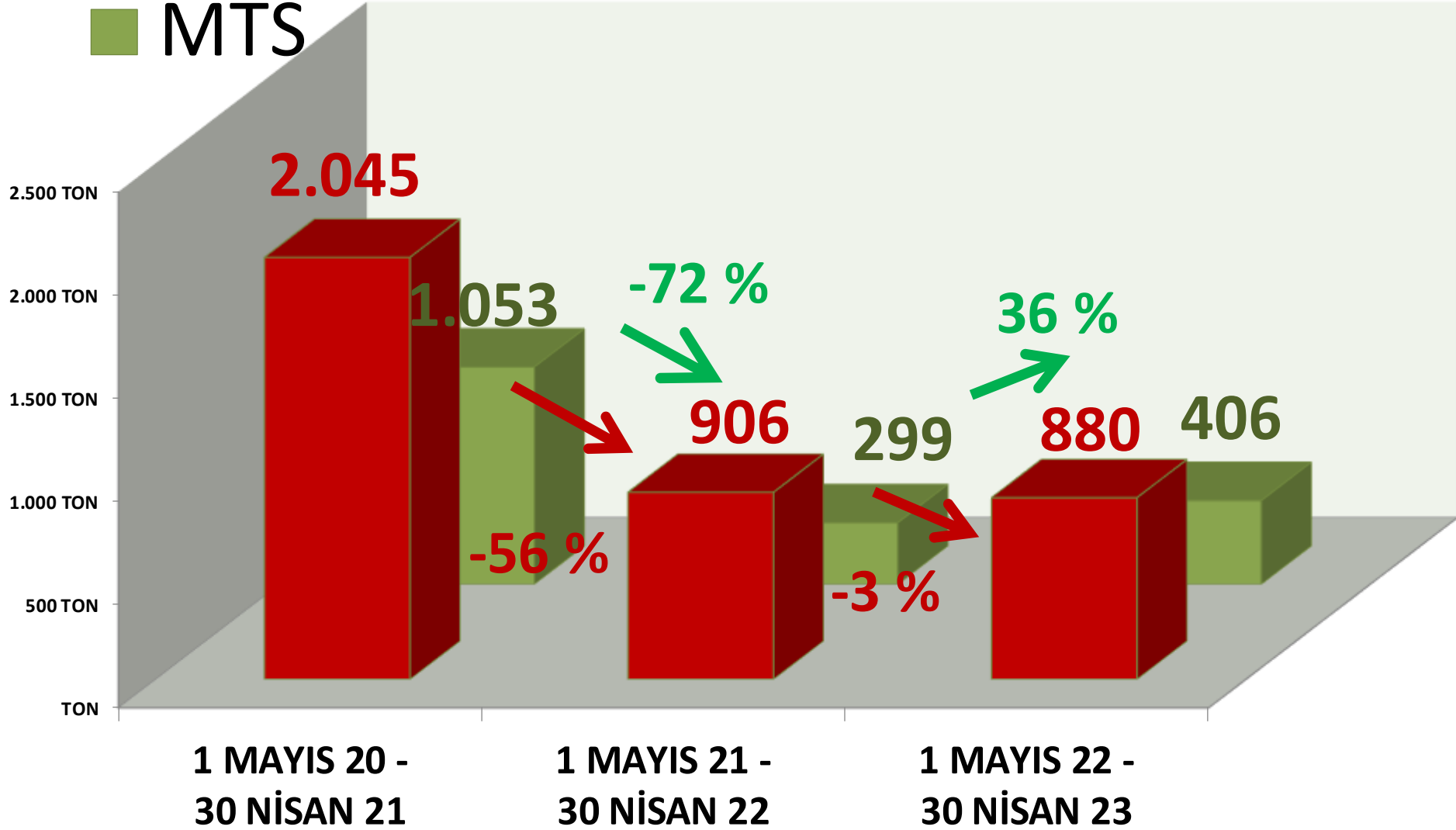


AYLIK ANASON MTS İŞLEM MİKTARI ORANLARI

■ TTS

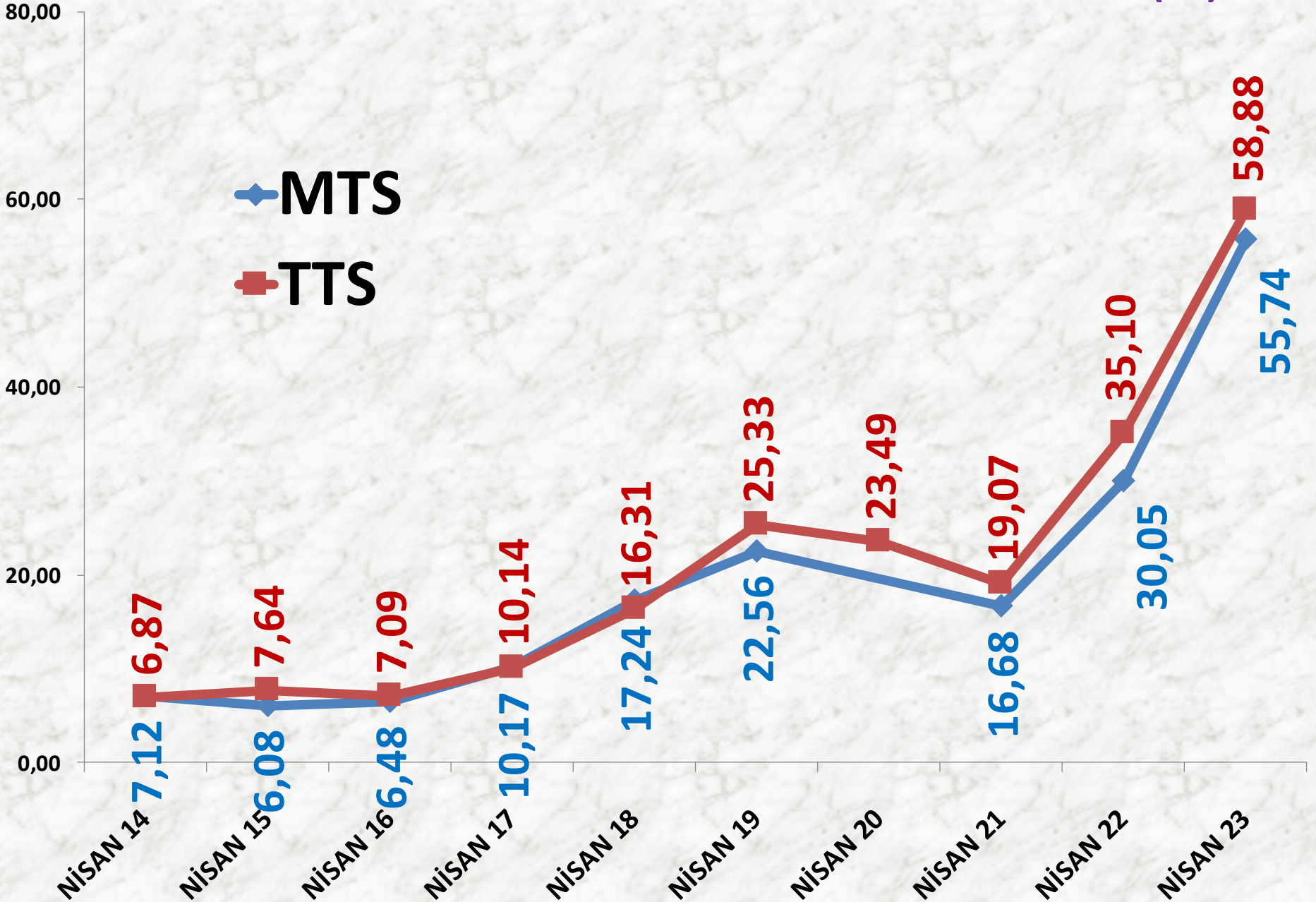
YILLIK ANASON İŞLEM MİKTARI (TON)

■ MTS



NİSAN AYLARI ANASON FİYAT TRENDİ (TL)

◆ MTS
■ TTS



KASAPLIK CANLI HAYVAN

BÜYÜKBAŞ İŞLEM MİKTARI

İŞLEM MİKTARI ADET	2021 NİSAN	2022 NİSAN		2023 NİSAN	
MTS	1.398 ADET	40%	1.961 ADET	-34%	1.299 ADET
TTS	531 ADET	18%	624 ADET	-75%	156 ADET

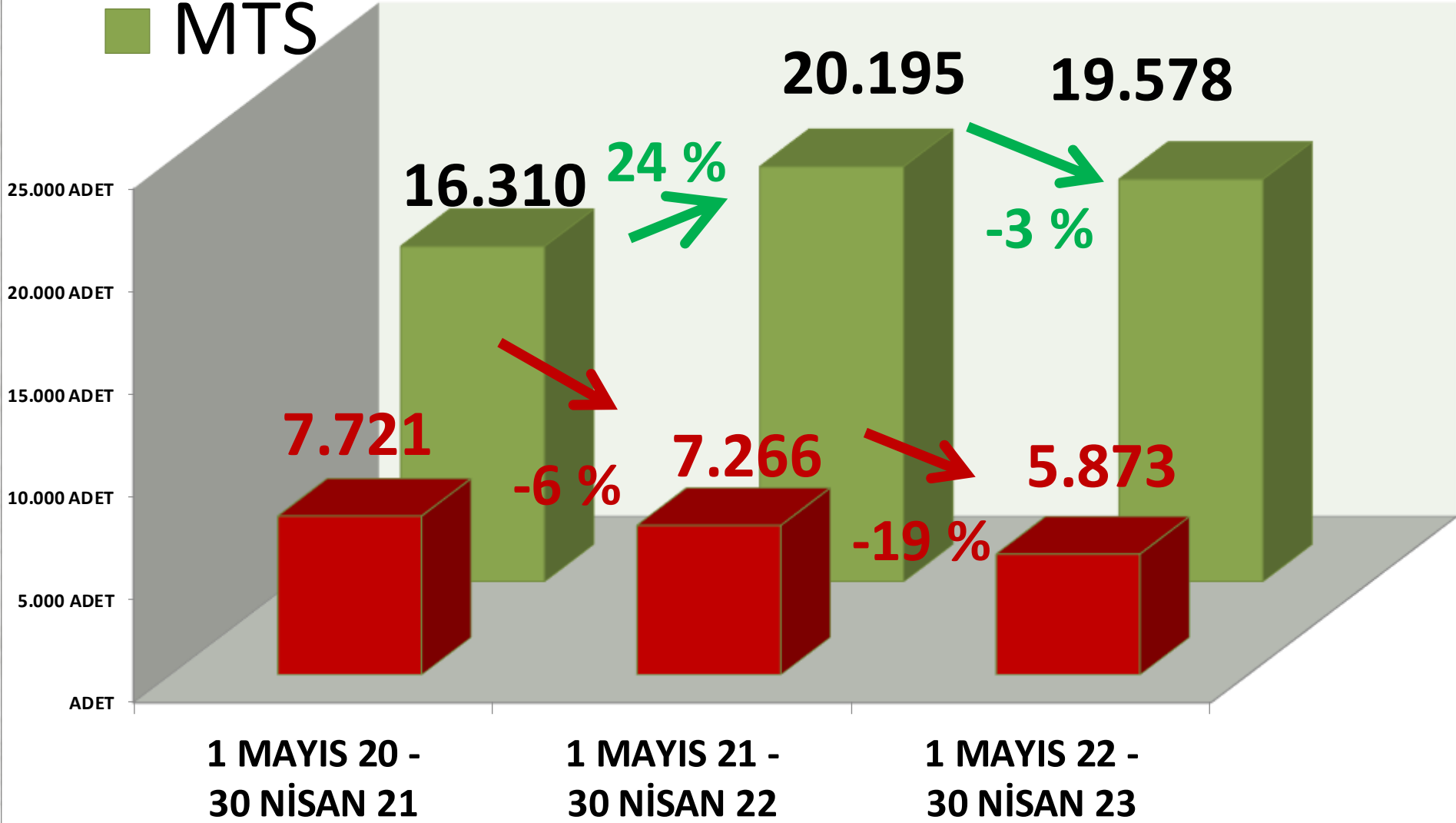
KÜÇÜKBAŞ İŞLEM MİKTARI

İŞLEM MİKTARI ADET	2021 NİSAN	2022 NİSAN		2023 NİSAN	
MTS	3.788 ADET	27%	4.800 ADET	8%	5.206 ADET
TTS	970 ADET	-37%	608 ADET	332%	2.628 ADET

■ TTS

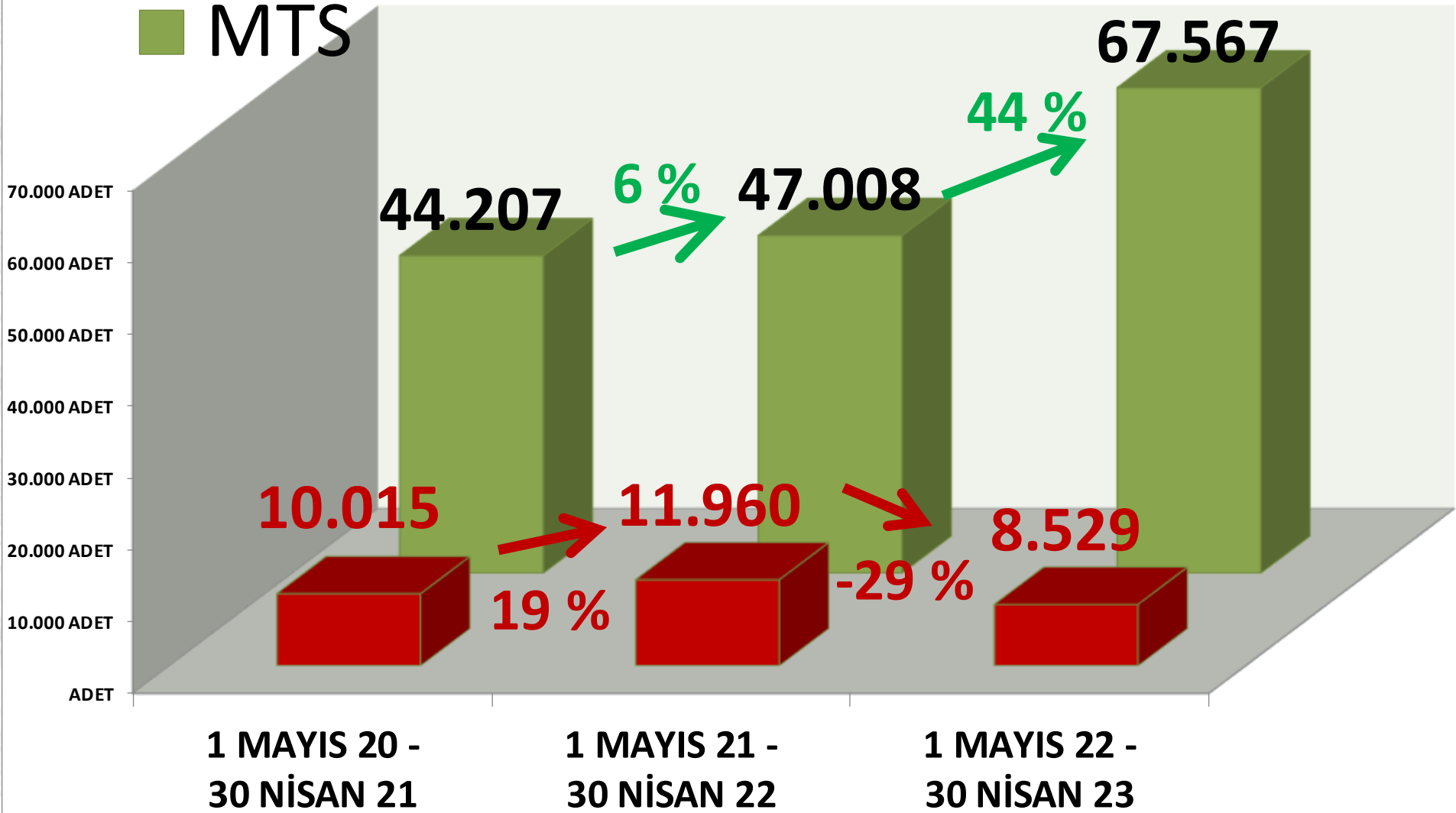
YILLIK BÜYÜKBAŞ İŞLEM MİKTARI (TON)

■ MTS



TTS YILLIK KÜÇÜKBAŞ İŞLEM MİKTARI (TON)

■ TTS
■ MTS





DINLEDİĞİNİZ İÇİN
TEŞEKKÜR EDERİM

RECEP MENGİ

