

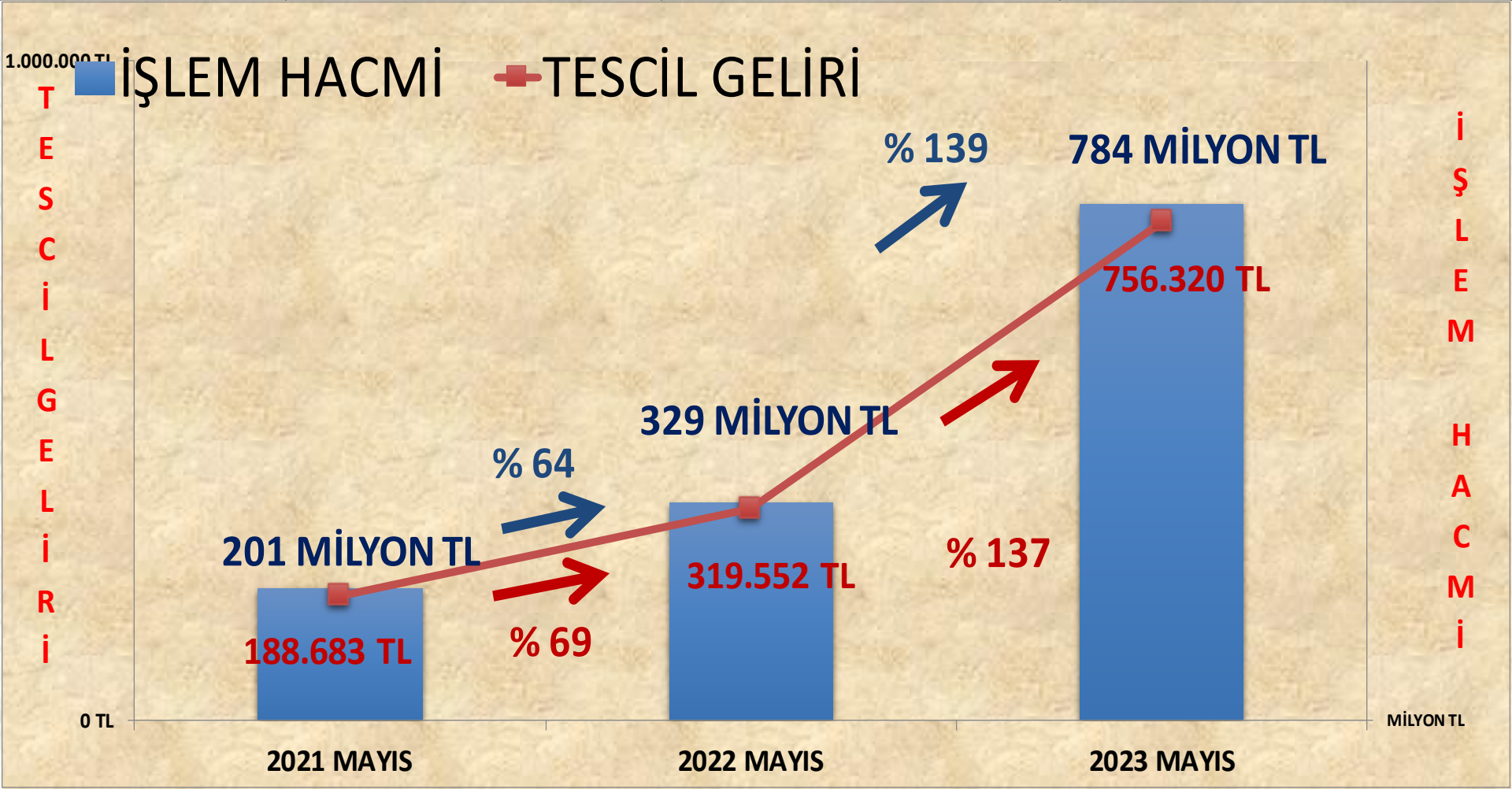


# MAYIS 2023 TESCİL SUNUMU



# İŞLEM HACMİ VE TESCİL GELİRİ VERİLERİ

	2021 MAYIS		2022 MAYIS		2023 MAYIS
İŞLEM HACMİ	201 MİLYON TL	64%	329 MİLYON TL	139%	784 MİLYON TL
TESCİL GELİRİ	188.683 TL	69%	319.552 TL	137%	756.320 TL



# 2022 MAYIS

<b>ÜRÜN GRUBU</b>	<b>Miktar(kg./lt/adet)</b>	<b>Tutar(TL)</b>
BAKLİYAT VE MAMÜLLERİ	<b>357.604</b>	<b>7.124.747</b>
BITKİSEL YAĞLAR	<b>0</b>	<b>0</b>
KOTASYON DIŞI ÜRÜNLER	<b>32.455.705</b>	<b>194.915.309</b>
HAM DERİLER VE BAĞIRSAKLAR	<b>14.563</b>	<b>202.844</b>
HAYVANSAL YAĞLAR	<b>42</b>	<b>2.498</b>
HUBUBAT .	<b>3.271.290</b>	<b>10.810.171</b>
HUBUBAT MAMÜLLERİ	<b>127.300</b>	<b>649.473</b>
KASAPLIK CANLI HAYVANLAR	<b>9.724</b>	<b>46.631.852</b>
KURU MEYVELER	<b>600.505</b>	<b>13.212.965</b>
KÜSPELER	<b>0</b>	<b>0</b>
ORMAN MAHSÜLLERİ	<b>308.619</b>	<b>1.517.141</b>
TEKSTİL HAMMADDELERİ	<b>55.505</b>	<b>3.274.795</b>
YAĞLI TOHUMLAR	<b>3.774.706</b>	<b>50.228.979</b>
<b><u>TOPLAM</u></b>	<b><i>40.975.562</i></b>	<b><i>328.570.774</i></b>

# 2023 MAYIS

<b>ÜRÜN GRUBU</b>	<b>Miktar(kg./lt/adet)</b>	<b>Tutar(TL)</b>
BAKLİYAT VE MAMÜLLERİ	<b>304.399</b>	<b>10.289.095</b>
BİTKİSEL YAĞLAR	<b>128.697</b>	<b>12.027.550</b>
KOTASYON DIŐI ÜRÜNLER	<b>33.498.628</b>	<b>413.147.504</b>
HAM DERİLER VE BAĞIRSAKLAR	<b>40.534</b>	<b>609.378</b>
HAYVANSAL YAĞLAR	<b>34</b>	<b>5.700</b>
HUBUBAT .	<b>12.556.775</b>	<b>75.104.639</b>
HUBUBAT MAMÜLLERİ	<b>173.520</b>	<b>1.287.180</b>
KASAPLIK CANLI HAYVANLAR	<b>6.807</b>	<b>104.513.032</b>
KURU MEYVELER	<b>982.621</b>	<b>44.449.000</b>
KÜSPELER	<b>0</b>	<b>0</b>
ORMAN MAHSÜLLERİ	<b>58.247</b>	<b>508.250</b>
TEKSTİL HAMMADDELERİ	<b>1.067.084</b>	<b>41.546.699</b>
YAĞLI TOHUMLAR	<b>2.242.025</b>	<b>80.547.984</b>
<b><u>TOPLAM</u></b>	<b><i>51.059.371</i></b>	<b><i>784.036.010</i></b>



# 2022 MAYIS - 2023 MAYIS DEĞİŞİM

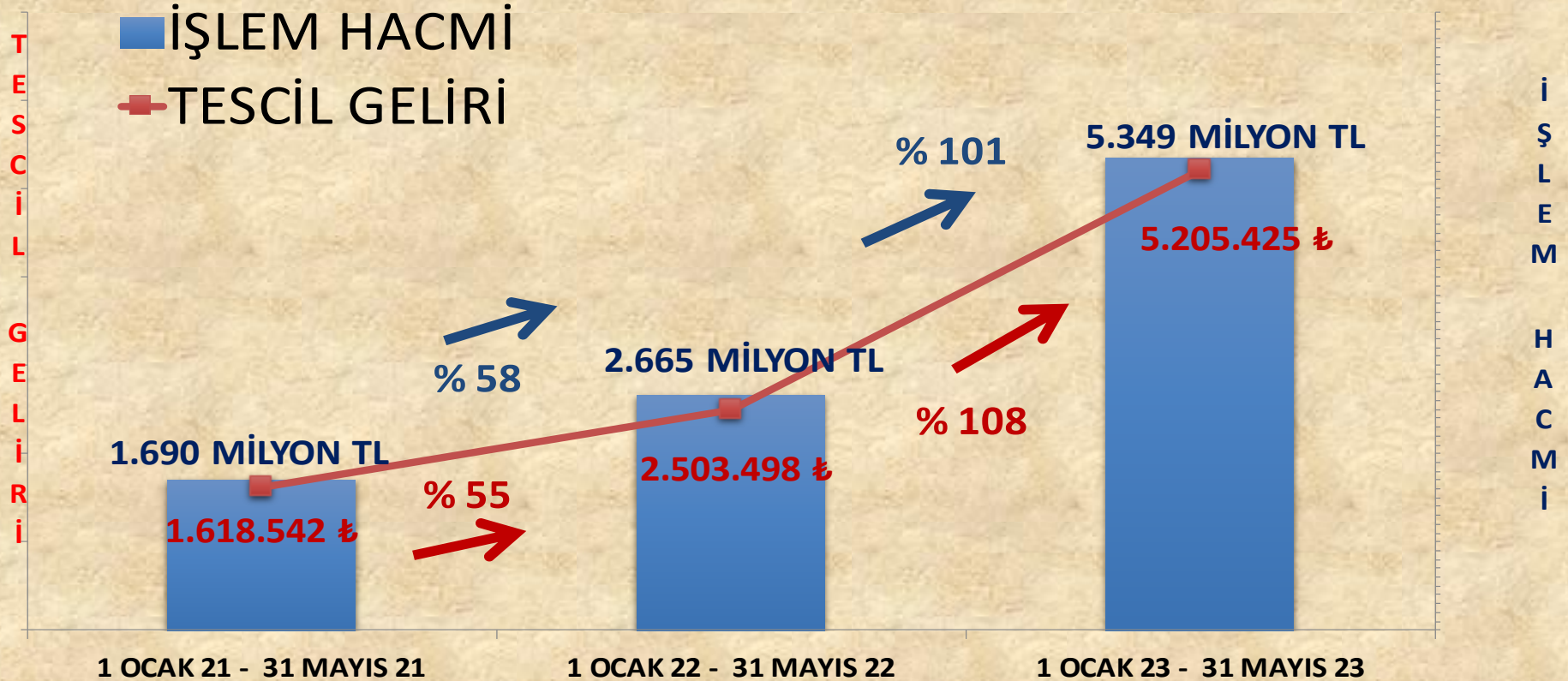
ÜRÜN GRUBU	Miktar(kg./lt/adet)	Tutar(TL)
BAKLİYAT VE MAMÜLLERİ	-53.205	3.164.348
BİTKİSEL YAĞLAR	128.697	12.027.550
KOTASYON DIŞI ÜRÜNLER	1.042.923	218.232.195
HAM DERİLER VE BAĞIRSAKLAR	25.971	406.534
HAYVANSAL YAĞLAR	-8	3.202
HUBUBAT .	9.285.486	64.294.468
HUBUBAT MAMÜLLERİ	46.220	637.707
KASAPLIK CANLI HAYVANLAR	-2.917	57.881.180
KURU MEYVELER	382.115	31.236.034
KÜSPELER	0	0
ORMAN MAHSÜLLERİ	-250.372	-1.008.892
TEKSTİL HAMMADDELERİ	1.011.579	38.271.904
YAĞLI TOHUMLAR	-1.532.680	30.319.005
<b><u>TOPLAM</u></b>	<b>10.083.809</b>	<b>455.465.236</b>

# 2022 MAYIS - 2023 MAYIS DEĞİŞİM ORANI

ÜRÜN GRUBU	Miktar(kg./lt/adet)	Tutar(TL)
BAKLİYAT VE MAMÜLLERİ	-15%	44%
BİTKİSEL YAĞLAR	-	-
KOTASYON DIŞI ÜRÜNLER	3%	112%
HAM DERİLER VE BAĞIRSAKLAR	178%	200%
HAYVANSAL YAĞLAR	-20%	128%
HUBUBAT .	284%	595%
HUBUBAT MAMÜLLERİ	36%	98%
KASAPLIK CANLI HAYVANLAR	-30%	124%
KURU MEYVELER	64%	236%
KÜSPELER	-	-
ORMAN MAHSÜLLERİ	-81%	-66%
TEKSTİL HAMMADDELERİ	1823%	1169%
YAĞLI TOHUMLAR	-41%	60%
<b><u>TOPLAM</u></b>	<b>25%</b>	<b>139%</b>

# İŞLEM HACMİ VE TESCİL GELİRİ VERİLERİ

	1 OCAK 21 - 31 MAYIS 21	1 OCAK 22 - 31 MAYIS 22	1 OCAK 23 - 31 MAYIS 23
İŞLEM HACMİ	1.690 MİLYON TL	2.665 MİLYON TL	5.349 MİLYON TL
TESCİL GELİRİ	1.618.542 TL	2.503.498 TL	5.205.425 TL



# 1 OCAK - 31 MAYIS 2022

	Miktar(kg./lt/adet)	Tutar(TL)
BAKLİYAT VE MAMÜLLERİ	2.024.940	32.733.591
BİTKİSEL YAĞLAR	4.250	151.990
KOTASYON DIŞI ÜRÜNLER	276.554.381	1.409.150.561
HAM DERİLER VE BAĞIRSAKLAR	124.246	1.452.233
HAYVANSAL YAĞLAR	2.119	108.219
HUBUBAT .	35.018.268	130.469.214
HUBUBAT MAMÜLLERİ	618.905	2.615.748
KASAPLIK CANLI HAYVANLAR	37.652	200.263.329
KURU MEYVELER	5.710.019	124.245.463
KÜSPELER	0	0
MEYVE ÇEKİRDEKLERİ	500	15.939
ORMAN MAHSÜLLERİ	2.048.626	13.702.539
TEKSTİL HAMMADDELERİ	17.307.255	361.236.257
YAĞLI TOHUMLAR	31.465.563	389.100.074
<b><u>TOPLAM</u></b>	<b>370.916.724</b>	<b>2.665.245.158</b>



# 1 OCAK - 31 MAYIS 2023

	Miktar(kg./lt/adet)	Tutar(TL)
BAKLIYAT VE MAMÜLLERİ	1.836.552	55.901.745
BİTKİSEL YAĞLAR	163.327	14.788.997
KOTASYON DIŞI ÜRÜNLER	349.201.544	3.291.827.110
HAM DERİLER VE BAĞIRSAKLAR	999.962	1.692.262
HAYVANSAL YAĞLAR	867	99.120
HUBUBAT .	133.745.359	646.147.449
HUBUBAT MAMÜLLERİ	1.090.370	7.586.315
KASAPLIK CANLI HAYVANLAR	34.509	409.904.208
KURU MEYVELER	3.826.582	155.535.582
KÜSPELER	0	0
MEYVE ÇEKİRDEKLERİ	3.224	41.912
ORMAN MAHSÜLLERİ	713.753	7.897.888
TEKSTİL HAMMADDELERİ	16.357.318	329.496.217
YAĞLI TOHUMLAR	16.028.461	428.372.936
<b><u>TOPLAM</u></b>	<b>524.001.827</b>	<b>5.349.291.741</b>

# 1 OCAK - 31 MAYIS 2022-23 DEĞİŞİM

	Miktar(kg./lt/adet)	Tutar(TL)
BAKLİYAT VE MAMÜLLERİ	-188.388	23.168.154
BITKİSEL YAĞLAR	159.077	14.637.007
KOTASYON DIŞI ÜRÜNLER	72.647.162	1.882.676.549
HAM DERİLER VE BAĞIRSAKLAR	875.716	240.029
HAYVANSAL YAĞLAR	-1.252	-9.099
HUBUBAT .	98.727.091	515.678.235
HUBUBAT MAMÜLLERİ	471.465	4.970.567
KASAPLIK CANLI HAYVANLAR	-3.143	209.640.879
KURU MEYVELER	-1.883.436	31.290.119
KÜSPELER	0	0
MEYVE ÇEKİRDEKLERİ	2.724	25.973
ORMAN MAHSÜLLERİ	-1.334.873	-5.804.651
TEKSTİL HAMMADDELERİ	-949.937	-31.740.040
YAĞLI TOHUMLAR	-15.437.102	39.272.862
<b><u>TOPLAM</u></b>	<b>153.085.103</b>	<b>2.684.046.583</b>

# 1 OCAK - 31 MAYIS 2022-23 DEĞİŞİM ORANI

	Miktar(kg./lt/adet)	Tutar(TL)
BAKLİYAT VE MAMÜLLERİ	-9%	71%
BİTKİSEL YAĞLAR	3743%	9630%
KOTASYON DIŞI ÜRÜNLER	26%	134%
HAM DERİLER VE BAĞIRSAKLAR	705%	17%
HAYVANSAL YAĞLAR	-59%	-8%
HUBUBAT .	282%	395%
HUBUBAT MAMÜLLERİ	76%	190%
KASAPLIK CANLI HAYVANLAR	-8%	105%
KURU MEYVELER	-33%	25%
KÜSPELER	-	-
MEYVE ÇEKİRDEKLERİ	545%	163%
ORMAN MAHSÜLLERİ	-65%	-42%
TEKSTİL HAMMADDELERİ	-5%	-9%
YAĞLI TOHUMLAR	-49%	10%
<b><u>TOPLAM</u></b>	<b>41%</b>	<b>101%</b>

# ARPA

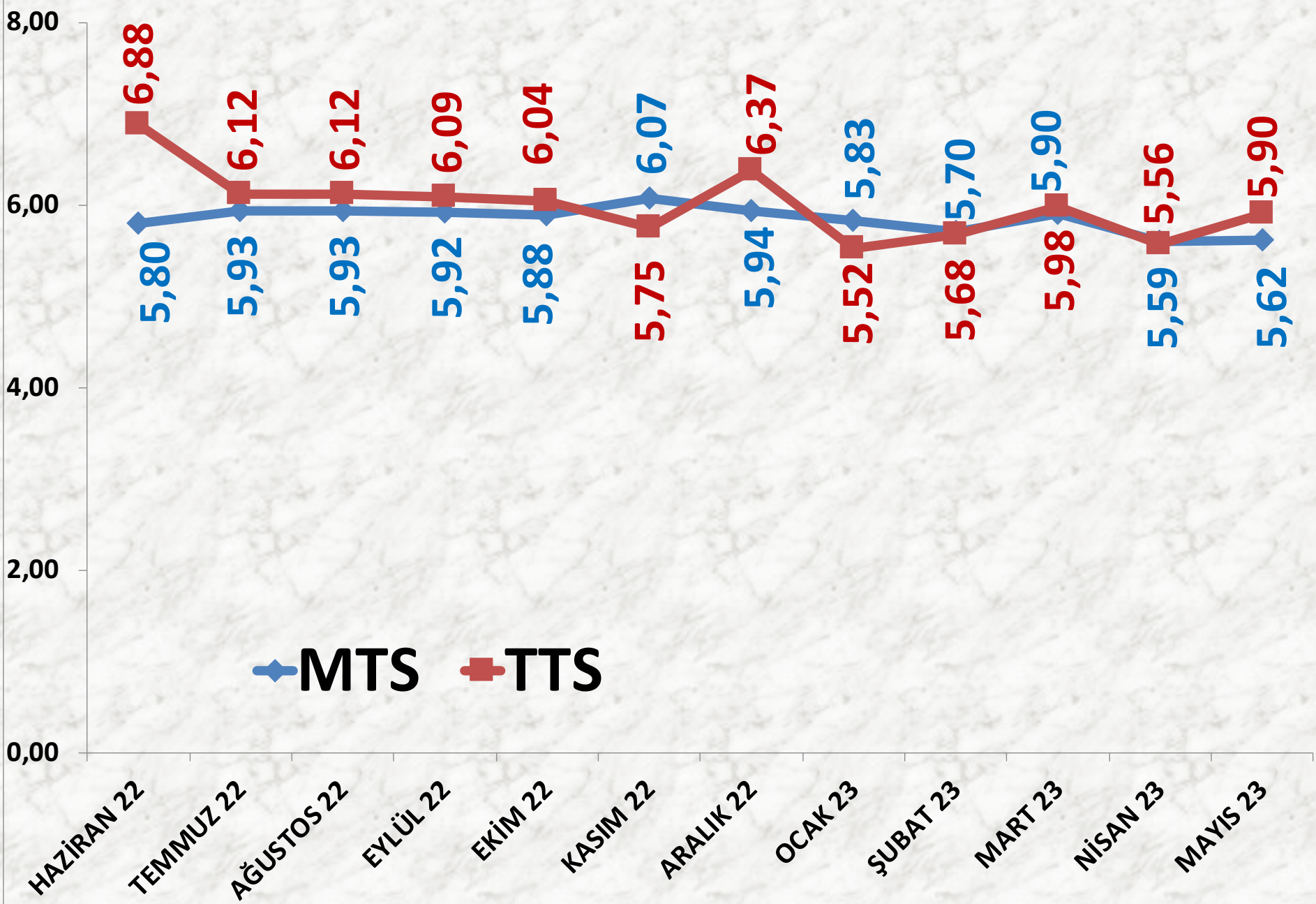
<b>İŞLEM MİKTARI TON</b>	<b>2021 MAYIS</b>	<b>2022 MAYIS</b>		<b>2023 MAYIS</b>	
MTS	0	-	13 TON	-77%	3 TON
TTS	0	-	1.851 TON	329%	7.930 TON

<b>EN AZ FİYAT</b>	<b>2021 MAYIS</b>	<b>2022 MAYIS</b>		<b>2023 MAYIS</b>	
MTS	-	-	5,65 TL	-1%	5,62 TL
TTS	-	-	5,40 TL	4%	5,60 TL

<b>EN ÇOK FİYAT</b>	<b>2021 MAYIS</b>	<b>2022 MAYIS</b>		<b>2023 MAYIS</b>	
MTS	-	-	5,65 TL	-1%	5,62 TL
TTS	-	-	5,49 TL	17%	6,40 TL

<b>ORTALAMA FİYAT</b>	<b>2021 MAYIS</b>	<b>2022 MAYIS</b>		<b>2023 MAYIS</b>	
MTS	-	-	5,65 TL	-1%	5,62 TL
TTS	-	-	5,48 TL	8%	5,90 TL

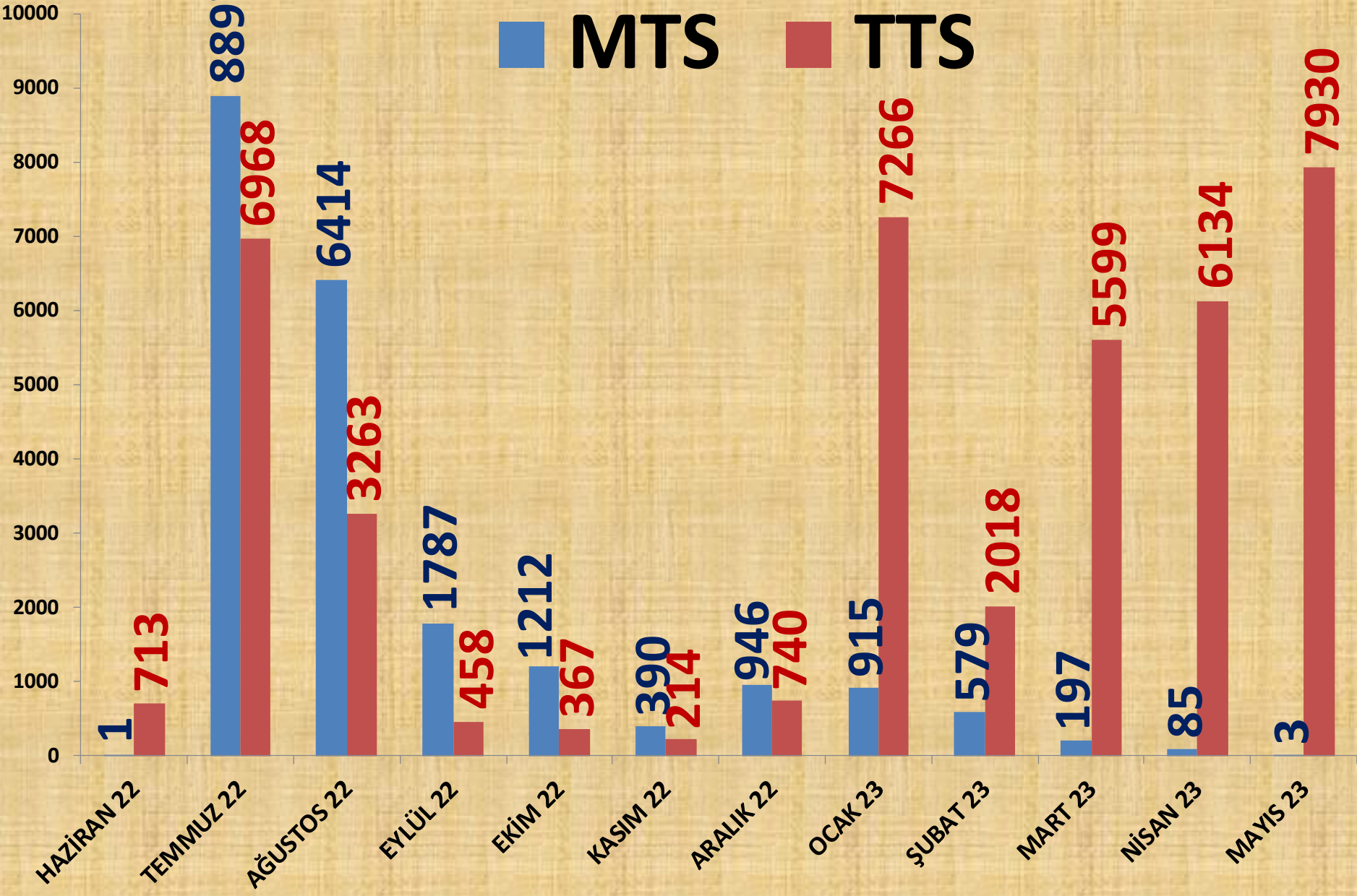
# AYLIK ARPA FİYAT TRENDİ (TL)

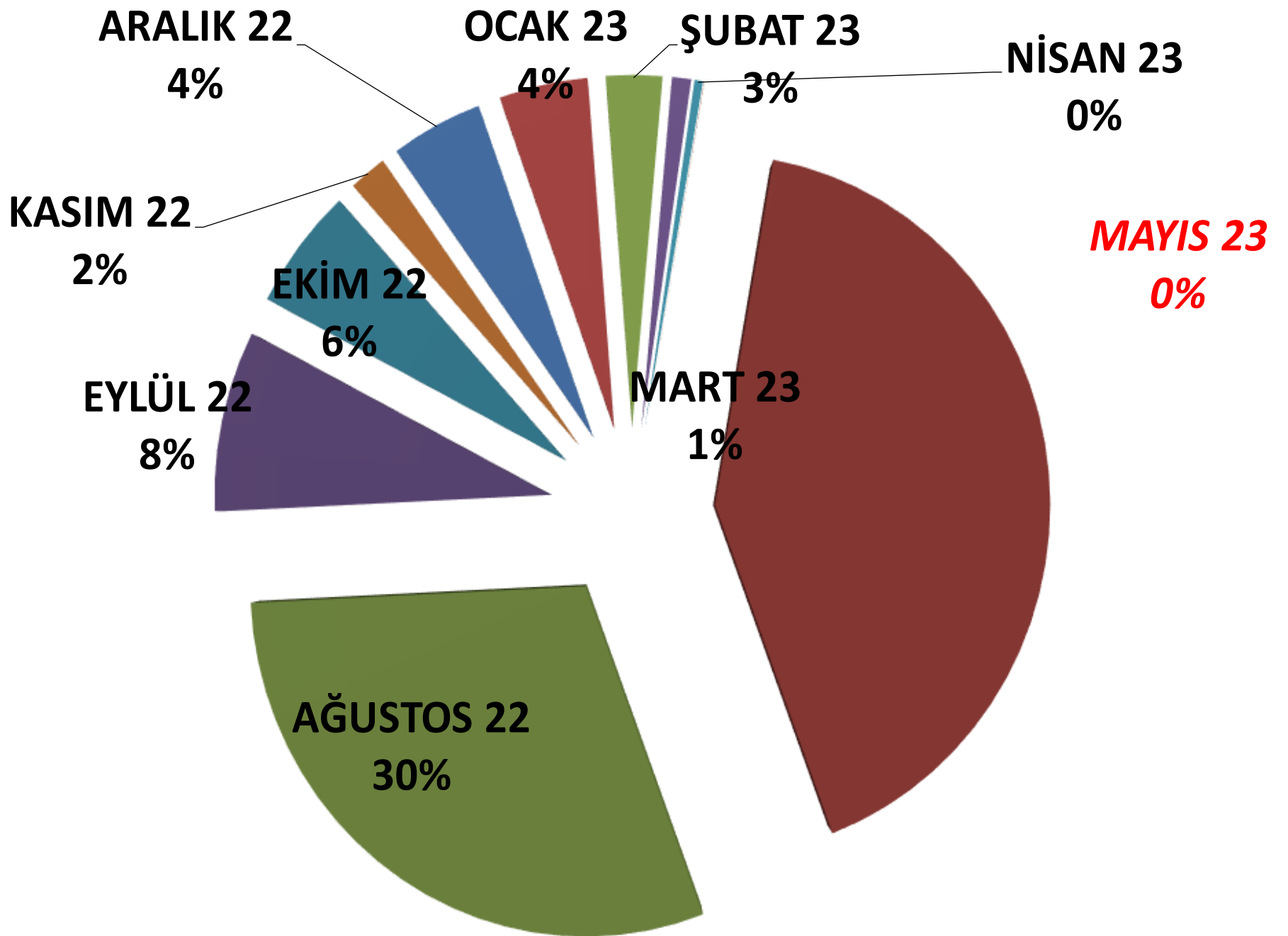




# AYLIK ARPA İŞLEM MİKTARI (TON)

■ MTS ■ TTS



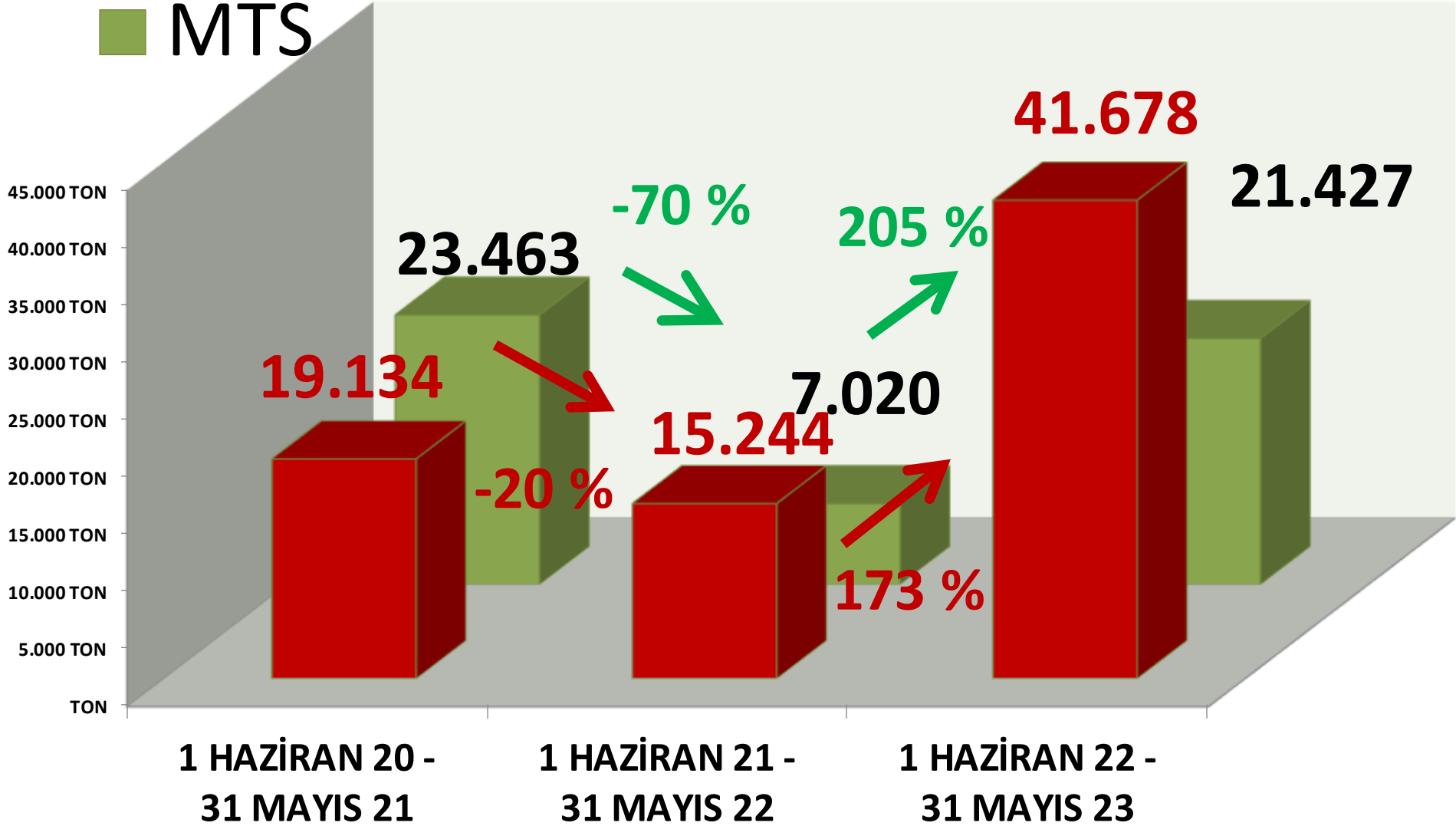


**AYLIK ARPA MTS İŞLEM MİKTARI ORANLARI**

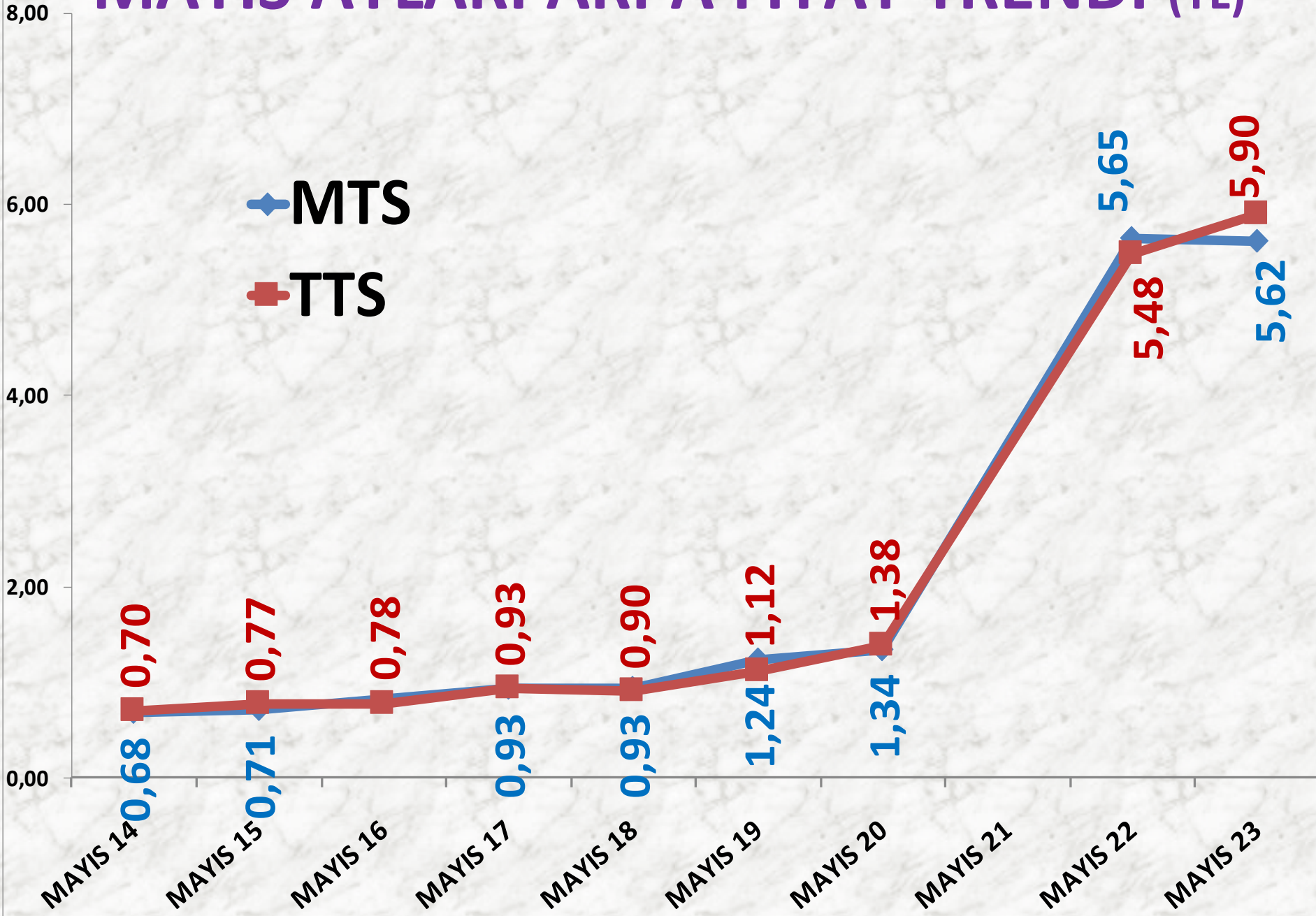
■ TTS

# YILLIK ARPA İŞLEM MİKTARI (TON)

■ MTS



# MAYIS AYLARI ARPA FİYAT TRENDİ (TL)



# BUĞDAY

<b>İŞLEM MİKTARI TON</b>	<b>2021 MAYIS</b>	<b>2022 MAYIS</b>		<b>2023 MAYIS</b>	
MTS	0	-	13 TON	-77%	3 TON
TTS	0	-	1.851 TON	329%	7.930 TON

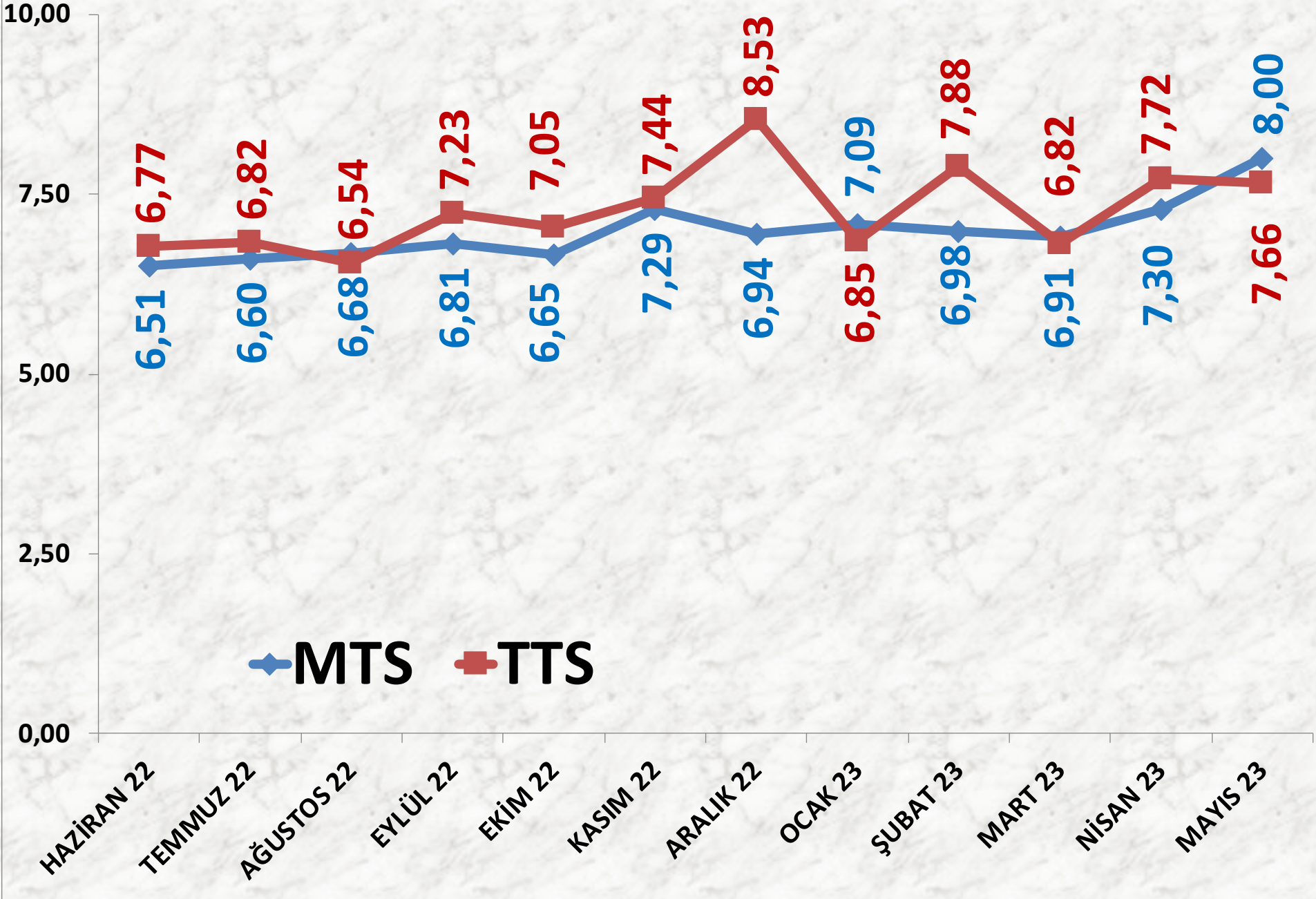
<b>EN AZ FİYAT</b>	<b>2021 MAYIS</b>	<b>2022 MAYIS</b>		<b>2023 MAYIS</b>	
MTS	1,34 TL	288%	5,20 TL	35%	7,00 TL
TTS	2,04 TL	179%	5,70 TL	4%	5,95 TL

<b>EN ÇOK FİYAT</b>	<b>2021 MAYIS</b>	<b>2022 MAYIS</b>		<b>2023 MAYIS</b>	
MTS	1,34 TL	376%	6,38 TL	29%	8,20 TL
TTS	2,20 TL	175%	6,05 TL	37%	8,30 TL

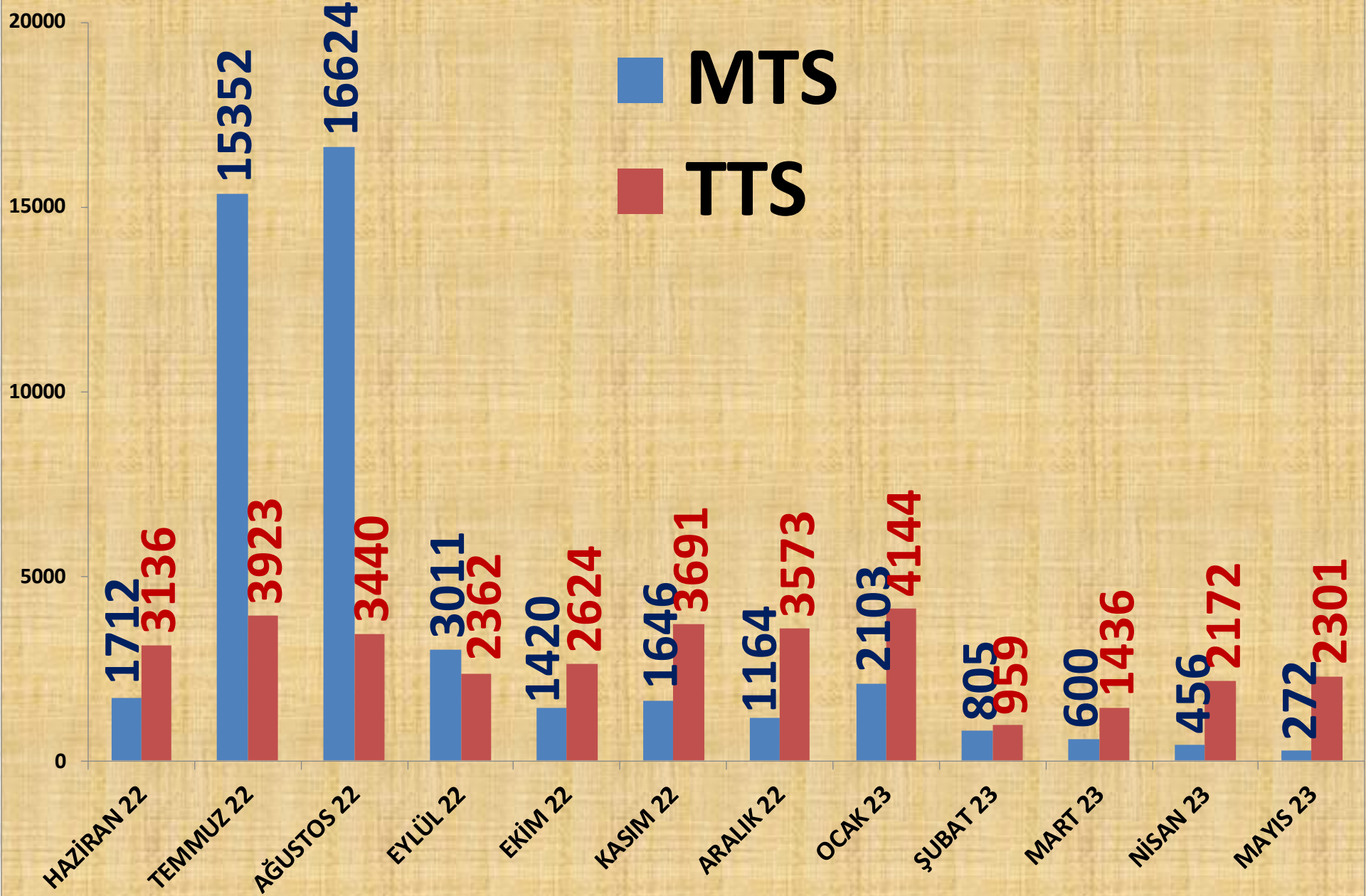
<b>ORTALAMA FİYAT</b>	<b>2021 MAYIS</b>	<b>2022 MAYIS</b>		<b>2023 MAYIS</b>	
MTS	1,34 TL	292%	5,25 TL	52%	8,00 TL
TTS	2,21 TL	168%	5,92 TL	29%	7,66 TL

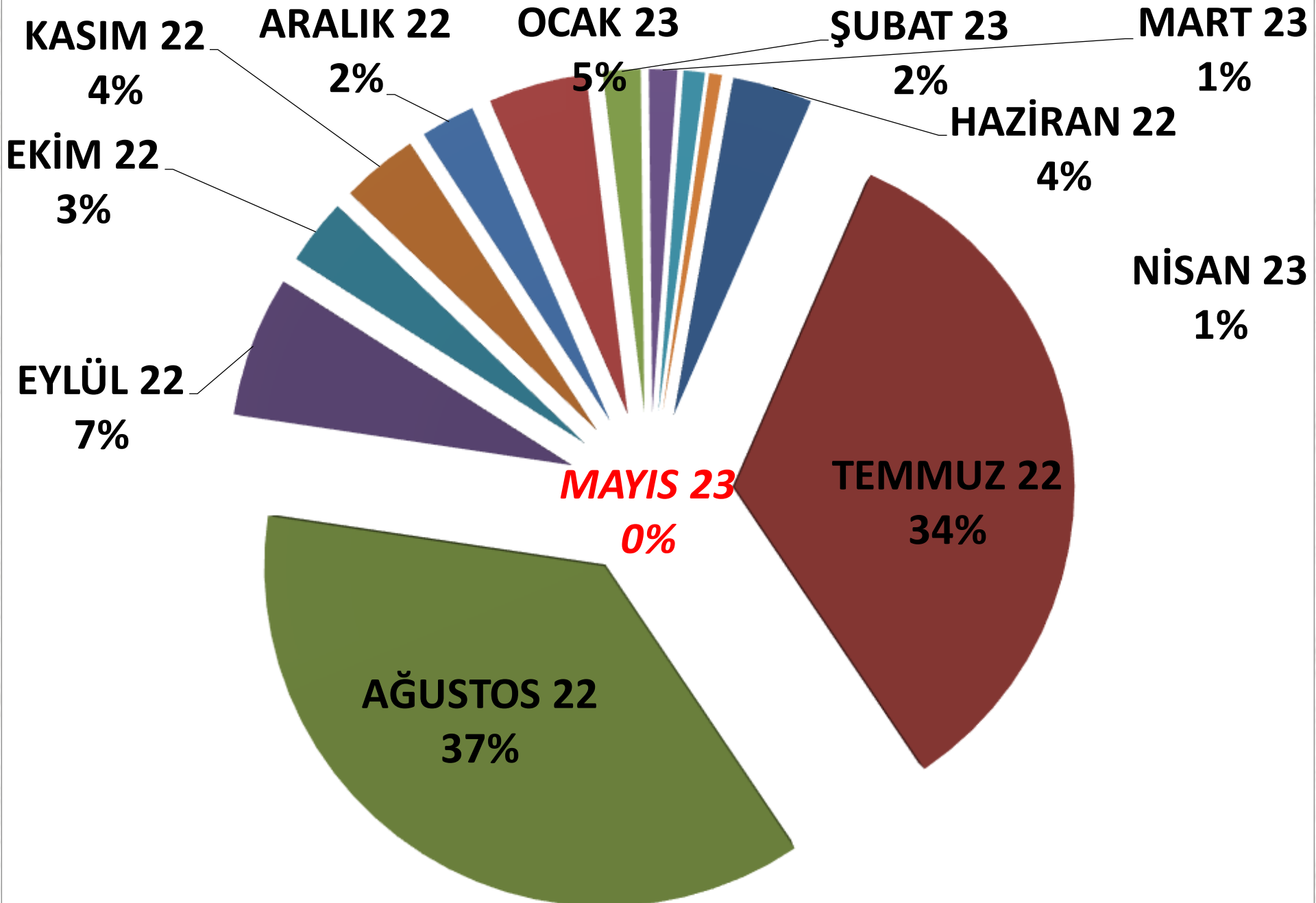


# AYLIK BUĞDAY FİYAT TRENDİ (TL)



# AYLIK BUĞDAY İŞLEM MİKTARI (TON)



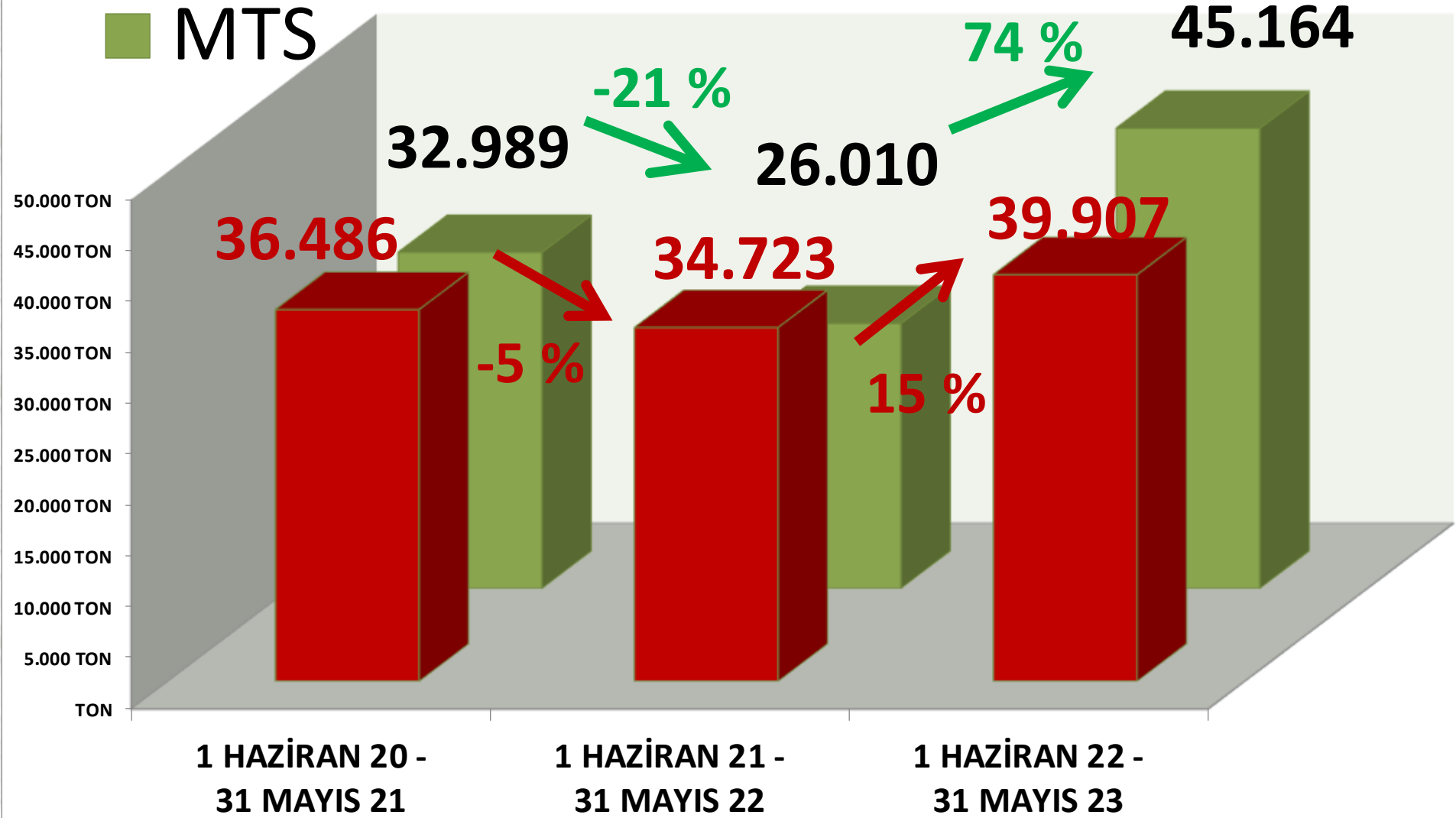


**AYLIK BUĞDAY MTS İŞLEM MİKTARI ORANLARI**

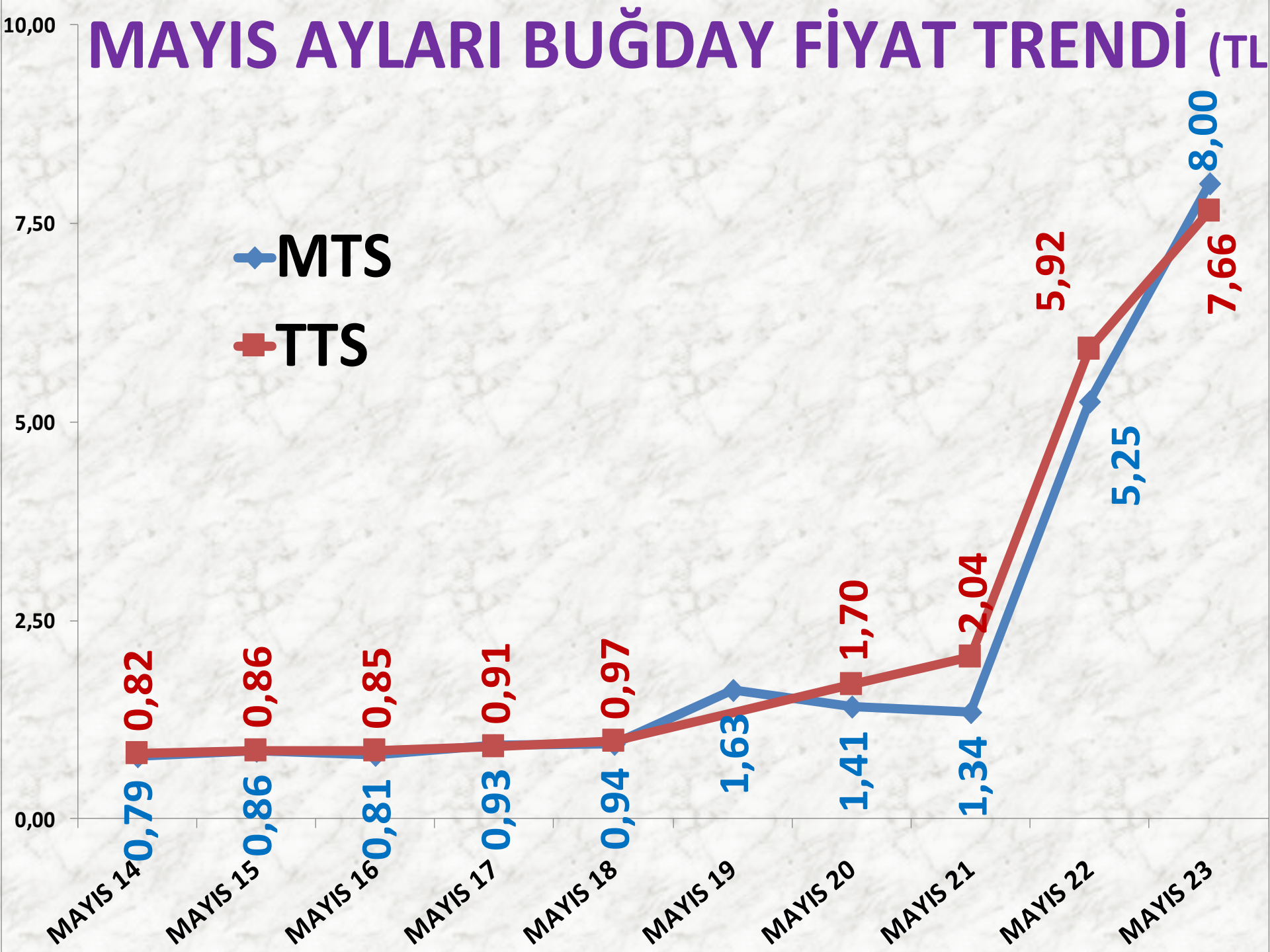
■ TTS

# YILLIK BUĞDAY İŞLEM MİKTARI (TON)

■ MTS



# MAYIS AYLARI BUĞDAY FİYAT TRENDİ (TL)





# MISIR DANE

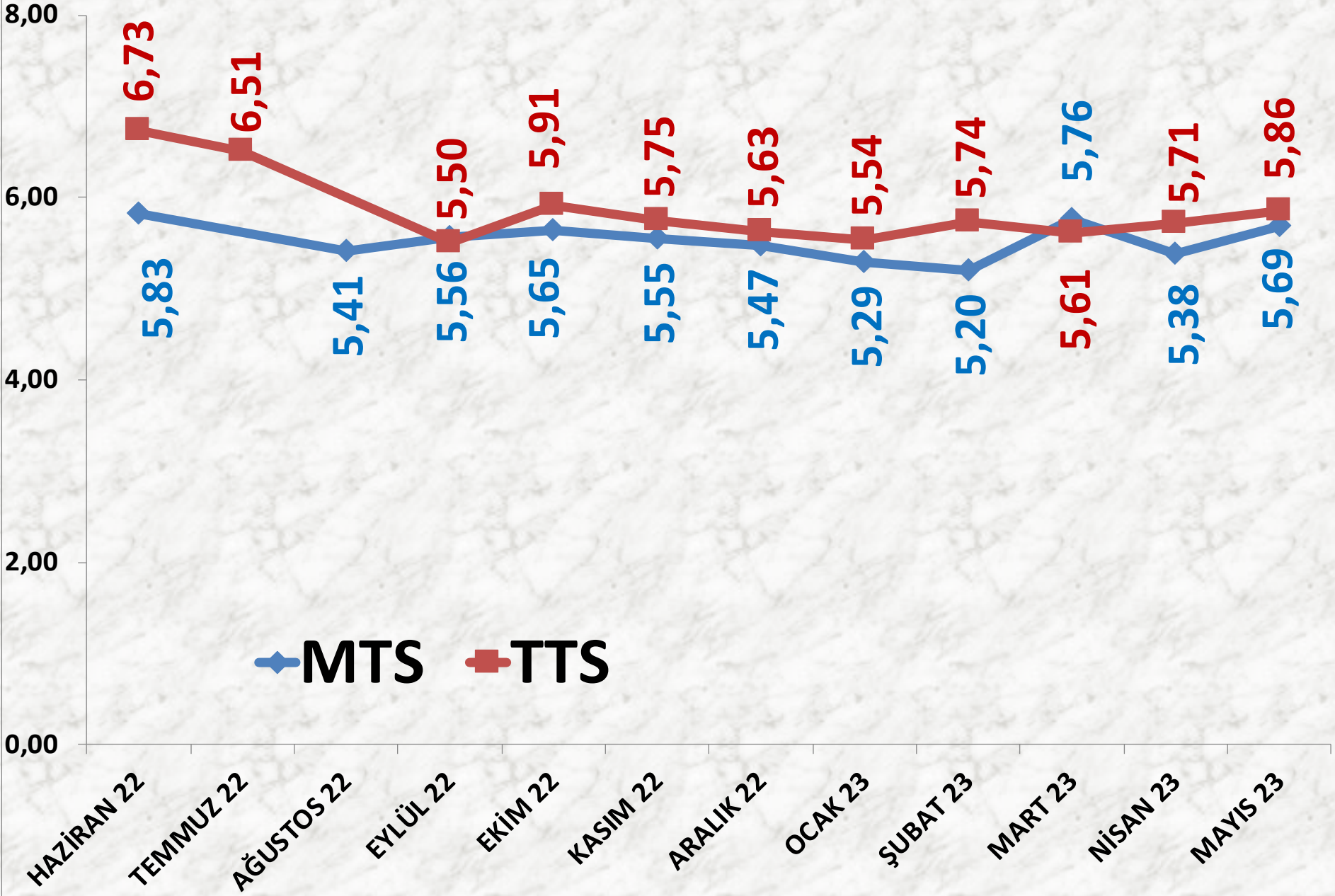
<b>İŞLEM MİKTARI TON</b>	<b>2021 MAYIS</b>	<b>2022 MAYIS</b>		<b>2023 MAYIS</b>	
MTS	2.547 TON	-91%	230 TON	73%	397 TON
TTS	6.149 TON	-99%	32 TON	2223%	737 TON

<b>EN AZ FİYAT</b>	<b>2021 MAYIS</b>	<b>2022 MAYIS</b>		<b>2023 MAYIS</b>	
MTS	1,83 TL	217%	5,80 TL	-11%	5,19 TL
TTS	1,72 TL	197%	5,10 TL	10%	5,60 TL

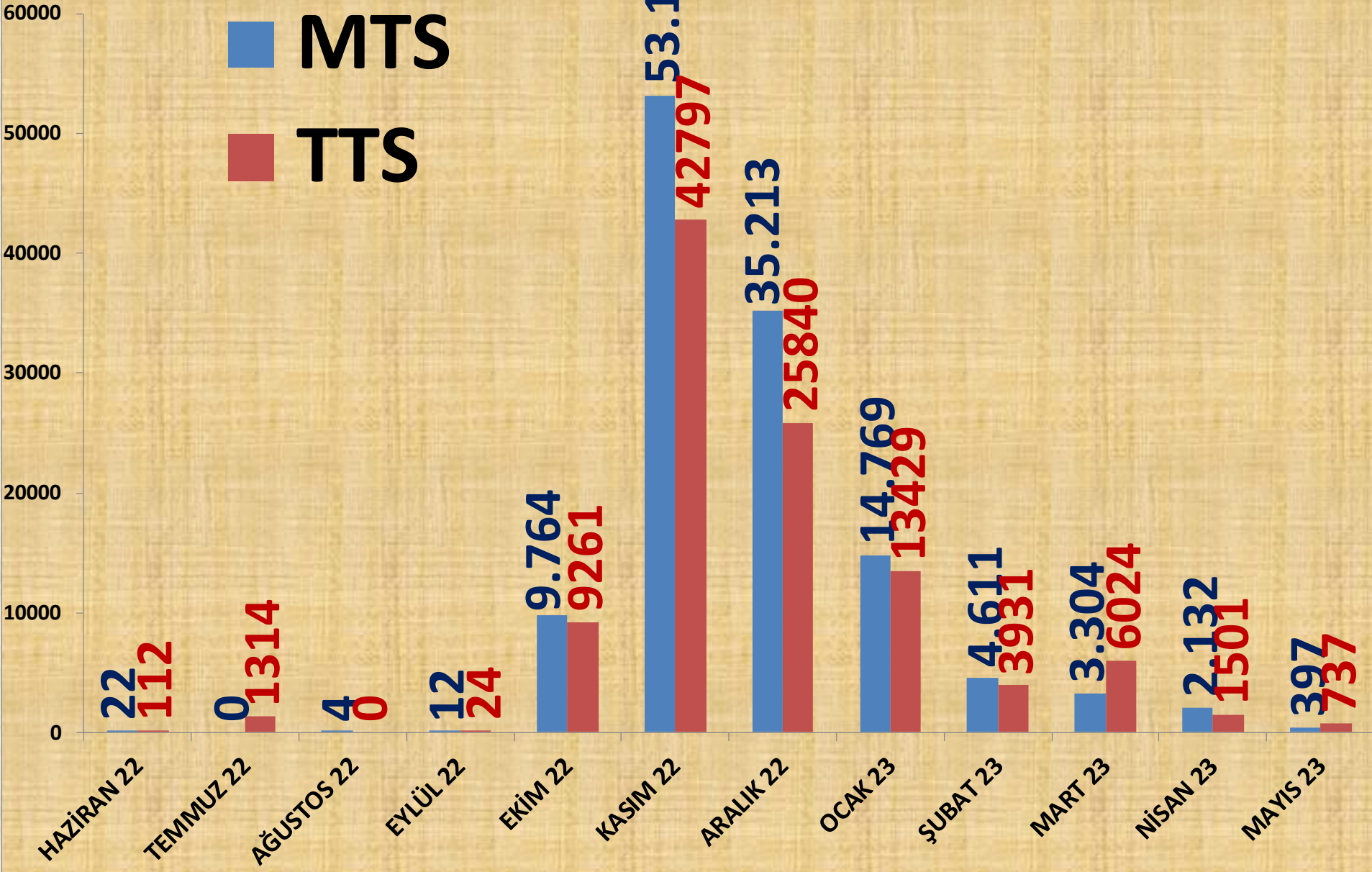
<b>EN ÇOK FİYAT</b>	<b>2021 MAYIS</b>	<b>2022 MAYIS</b>		<b>2023 MAYIS</b>	
MTS	1,90 TL	205%	5,80 TL	3%	6,00 TL
TTS	2,10 TL	143%	5,10 TL	24%	6,30 TL

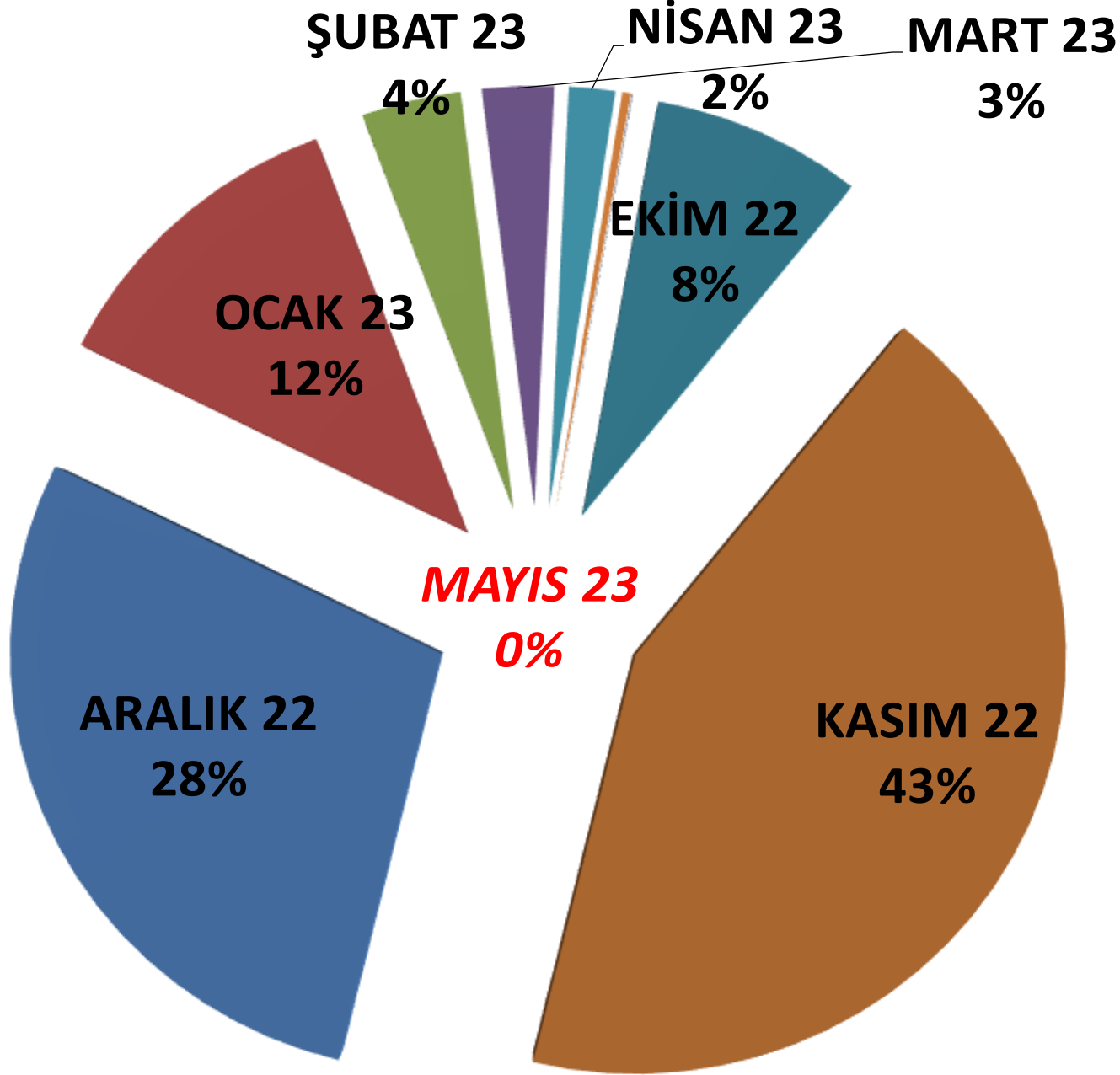
<b>ORTALAMA FİYAT</b>	<b>2021 MAYIS</b>	<b>2022 MAYIS</b>		<b>2023 MAYIS</b>	
MTS	1,83 TL	217%	5,80 TL	-2%	5,69 TL
TTS	1,97 TL	159%	5,10 TL	15%	5,86 TL

# AYLIK MISIR DANE FİYAT TRENDİ (TL)



# AYLIK MISIR DANE İŞLEM MİKTARI (TON)



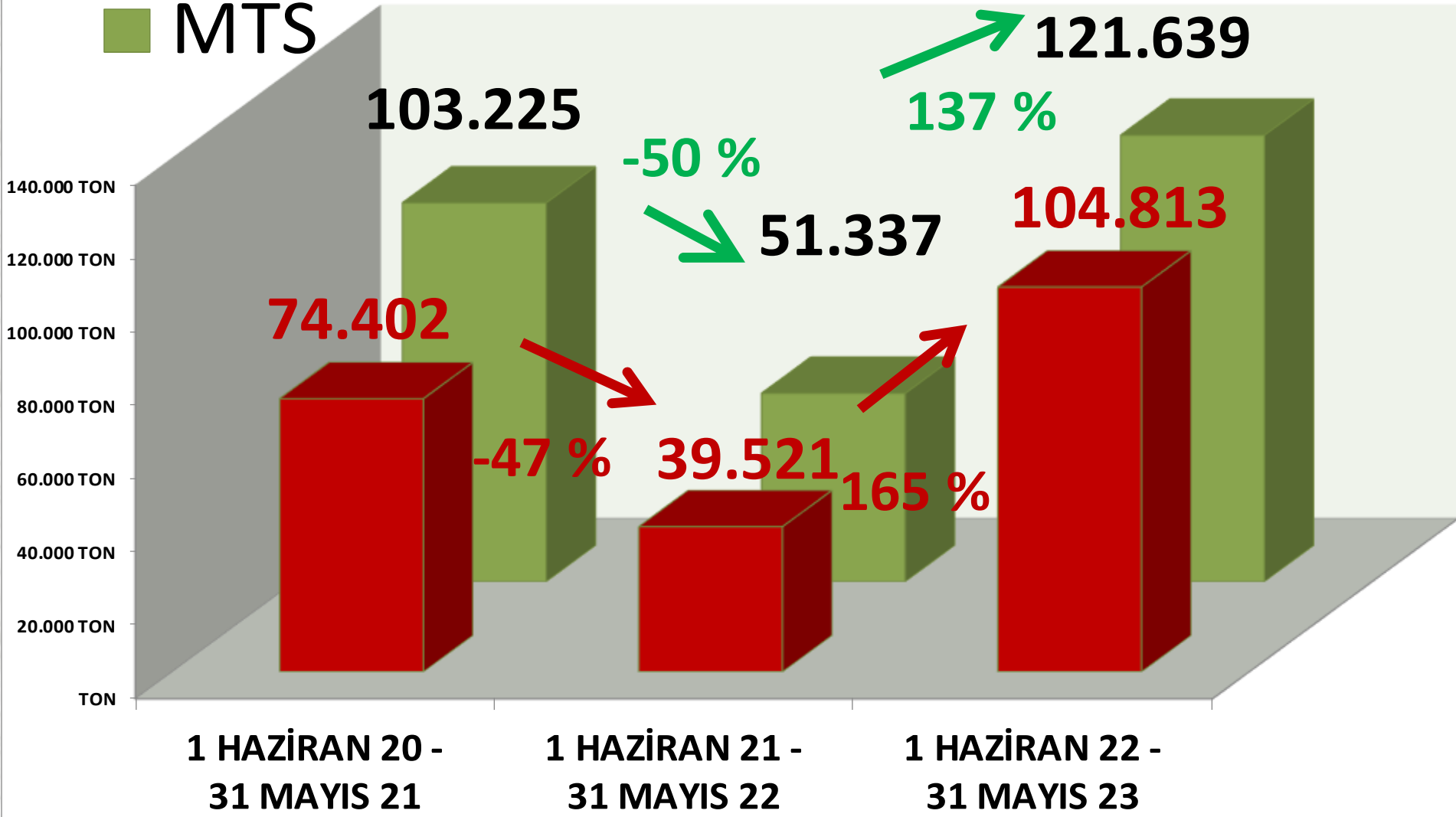


AYLIK MISIR DANE MTS İŞLEM MİKTARI ORANLARI

■ TTS

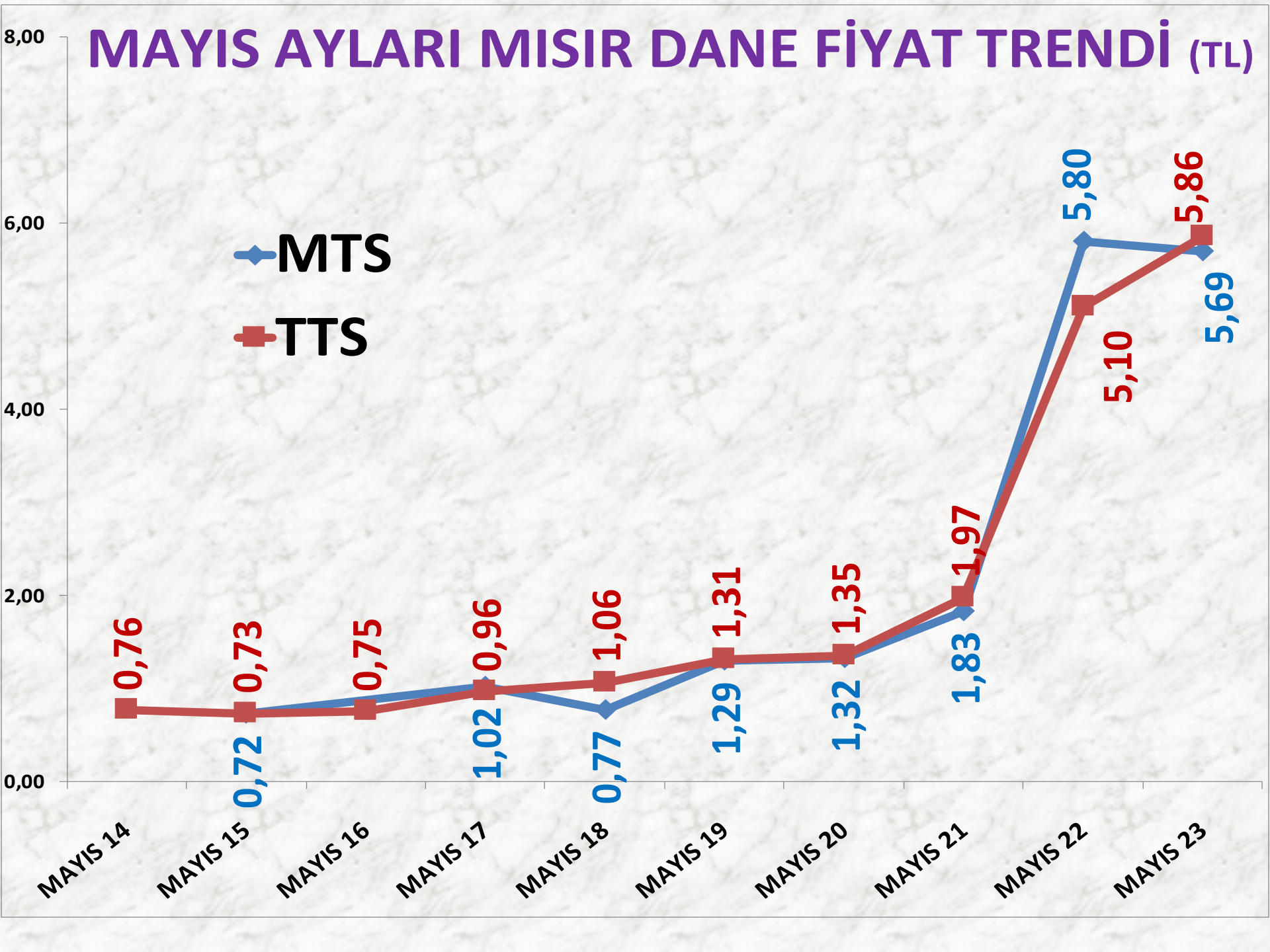
# YILLIK MISIR DANE İŞLEM MİKTARI (TON)

■ MTS





# MAYIS AYLARI MISIR DANE FİYAT TRENDİ (TL)



# NOHUT

<b>İŞLEM MİKTARI TON</b>	<b>2021 MAYIS</b>	<b>2022 MAYIS</b>		<b>2023 MAYIS</b>	
MTS	74 TON	383%	357 TON	-23%	276 TON
TTS	176 TON	-100%	0	-	29 TON

<b>EN AZ FİYAT</b>	<b>2021 MAYIS</b>	<b>2022 MAYIS</b>		<b>2023 MAYIS</b>	
MTS	4,00 TL	163%	10,50 TL	167%	28,00 TL
TTS	2,50 TL	-	-	-	21,00 TL

<b>EN ÇOK FİYAT</b>	<b>2021 ŞUBAT</b>	<b>2022 MART</b>		<b>2023 MART</b>	
MTS	12,16 TL	106%	25,00 TL	51%	37,79 TL
TTS	7,50 TL	100%	15,00 TL	103%	30,50 TL

<b>ORTALAMA FİYAT</b>	<b>2021 MAYIS</b>	<b>2022 MAYIS</b>		<b>2023 MAYIS</b>	
MTS	7,61 TL	162%	19,93 TL	73%	34,50 TL
TTS	5,57 TL	-	-	-	27,12 TL

# NOHUT DOĞAL

<b>İŞLEM MİKTARI TON</b>	<b>2021 MAYIS</b>	<b>2022 MAYIS</b>		<b>2023 MAYIS</b>	
MTS	18 TON	62%	29 TON	55%	45 TON
TTS	2 TON	-100%	0	-	27 TON

<b>EN AZ FİYAT</b>	<b>2021 MAYIS</b>	<b>2022 MAYIS</b>		<b>2023 MAYIS</b>	
MTS	4,00 TL	163%	10,50 TL	167%	28,00 TL
TTS	2,90 TL	-	-	-	21,00 TL

<b>EN ÇOK FİYAT</b>	<b>2021 MAYIS</b>	<b>2022 MAYIS</b>		<b>2023 MAYIS</b>	
MTS	5,20 TL	188%	15,00 TL	87%	28,00 TL
TTS	2,90 TL	-	-	-	29,25 TL

<b>ORTALAMA FİYAT</b>	<b>2021 MAYIS</b>	<b>2022 MAYIS</b>		<b>2023 MAYIS</b>	
MTS	4,86 TL	181%	13,65 TL	105%	28,00 TL
TTS	2,90 TL	-	-	-	27,82 TL

# NOHUT - ELENMİŞ

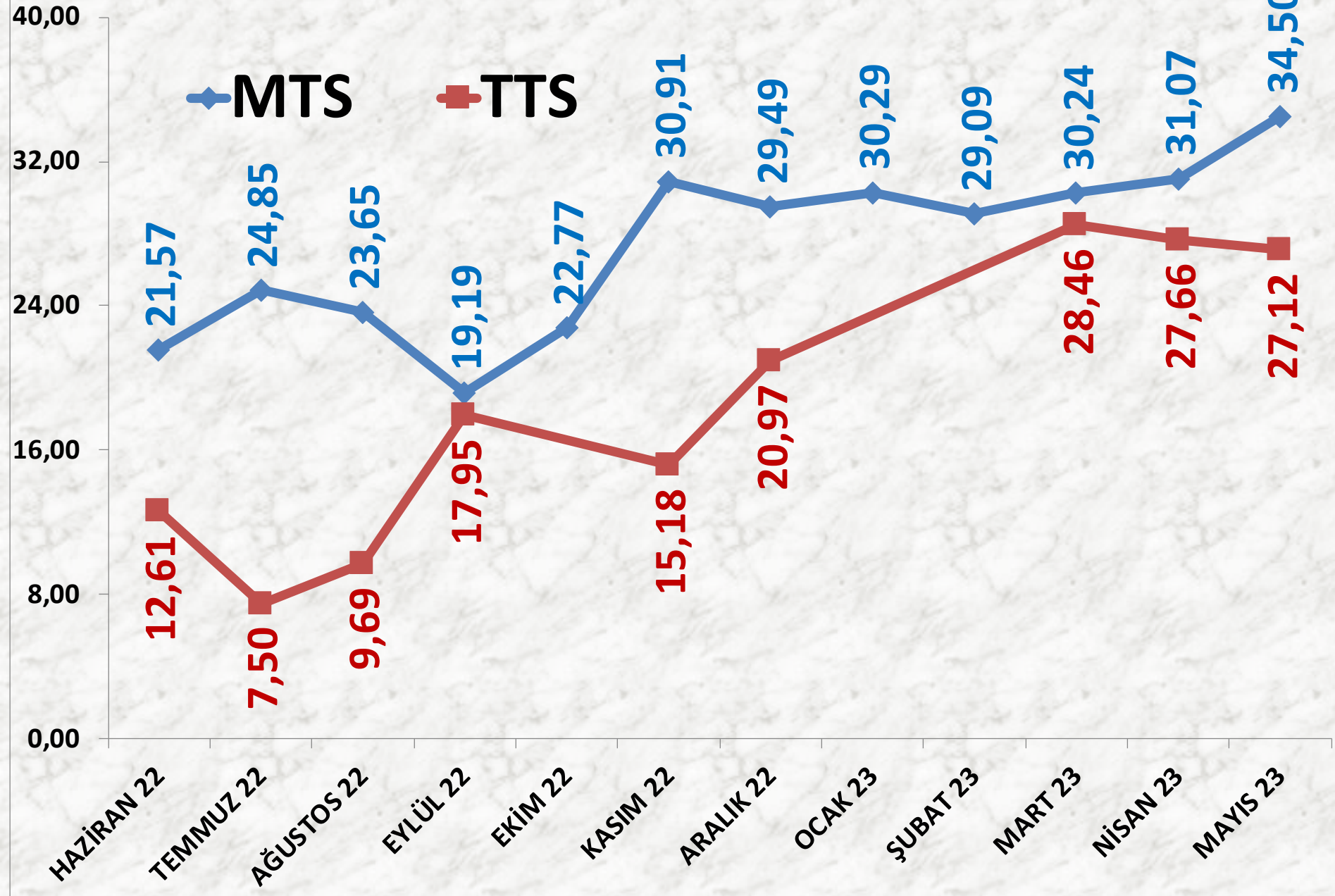
<b>İŞLEM MİKTARI TON</b>	<b>2021 MAYIS</b>	<b>2022 MAYIS</b>		<b>2023 MAYIS</b>	
MTS	56 TON	486%	328 TON	-30%	230 TON
TTS	161 TON	-100%	0	-	0

<b>EN AZ FİYAT</b>	<b>2021 MAYIS</b>	<b>2022 MAYIS</b>		<b>2023 MAYIS</b>	
MTS	8,50 TL	105%	17,42 TL	72%	30,00 TL
TTS	5,40 TL	-	-	-	-

<b>EN ÇOK FİYAT</b>	<b>2021 MAYIS</b>	<b>2022 MAYIS</b>		<b>2023 MAYIS</b>	
MTS	8,50 TL	229%	28,00 TL	39%	39,01 TL
TTS	6,75 TL	-	-	-	-

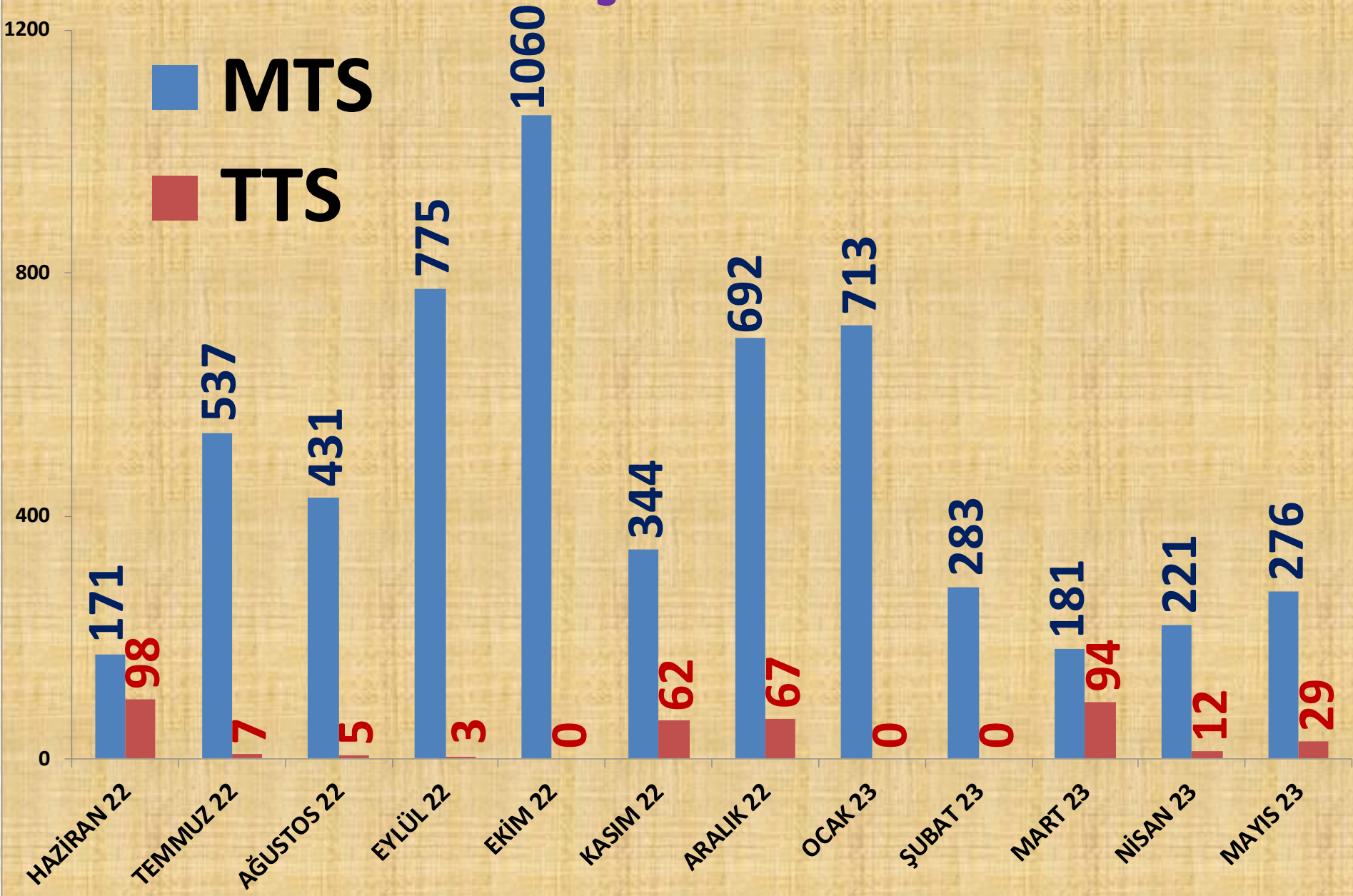
<b>ORTALAMA FİYAT</b>	<b>2021 MAYIS</b>	<b>2022 MAYIS</b>		<b>2023 MAYIS</b>	
MTS	8,50 TL	141%	20,49 TL	75%	35,77 TL
TTS	5,84 TL	-	-	-	-

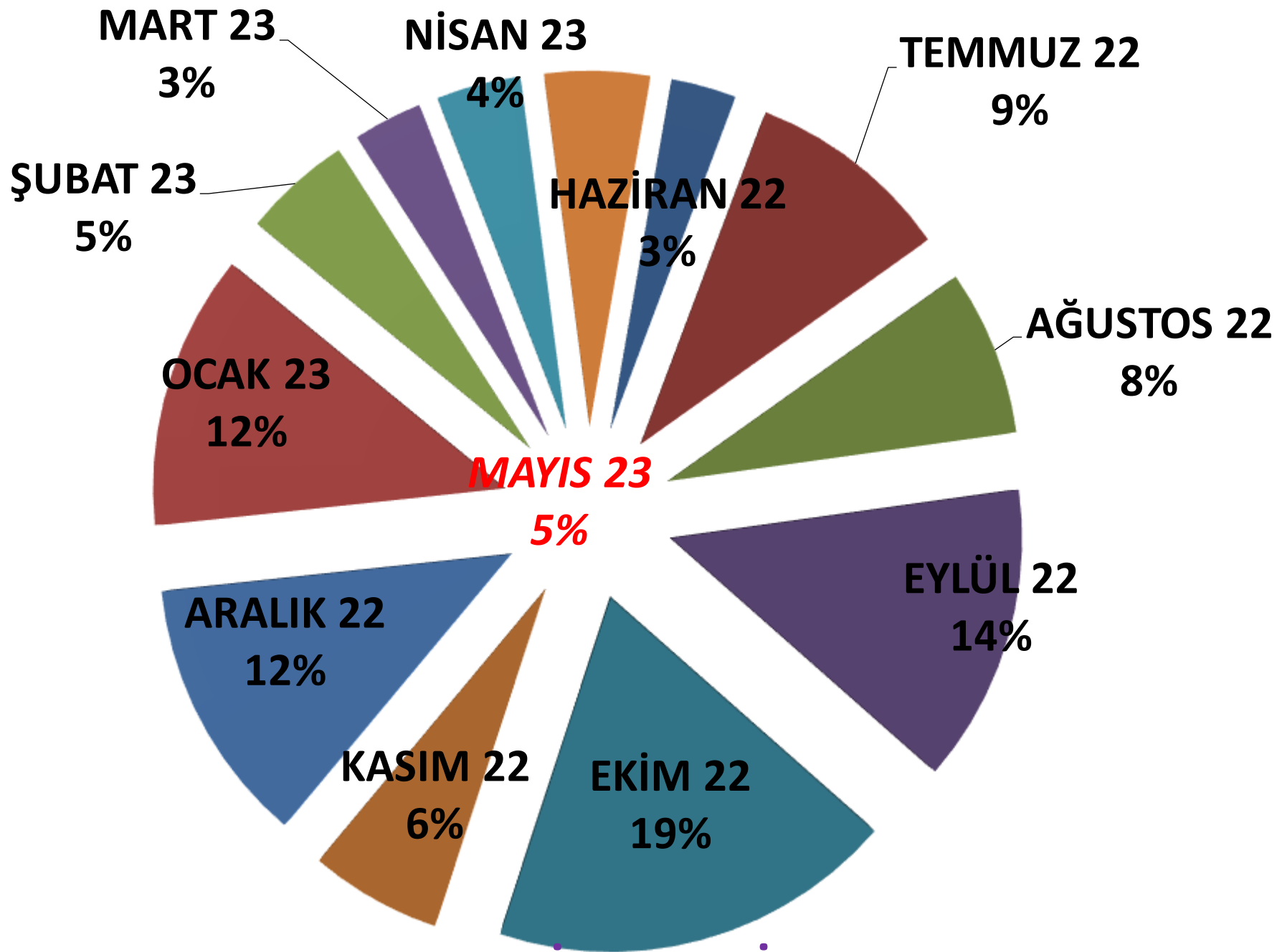
# AYLIK NOHUT FİYAT TRENDİ (TL)





# AYLIK NOHUT İŞLEM MİKTARI (TON)



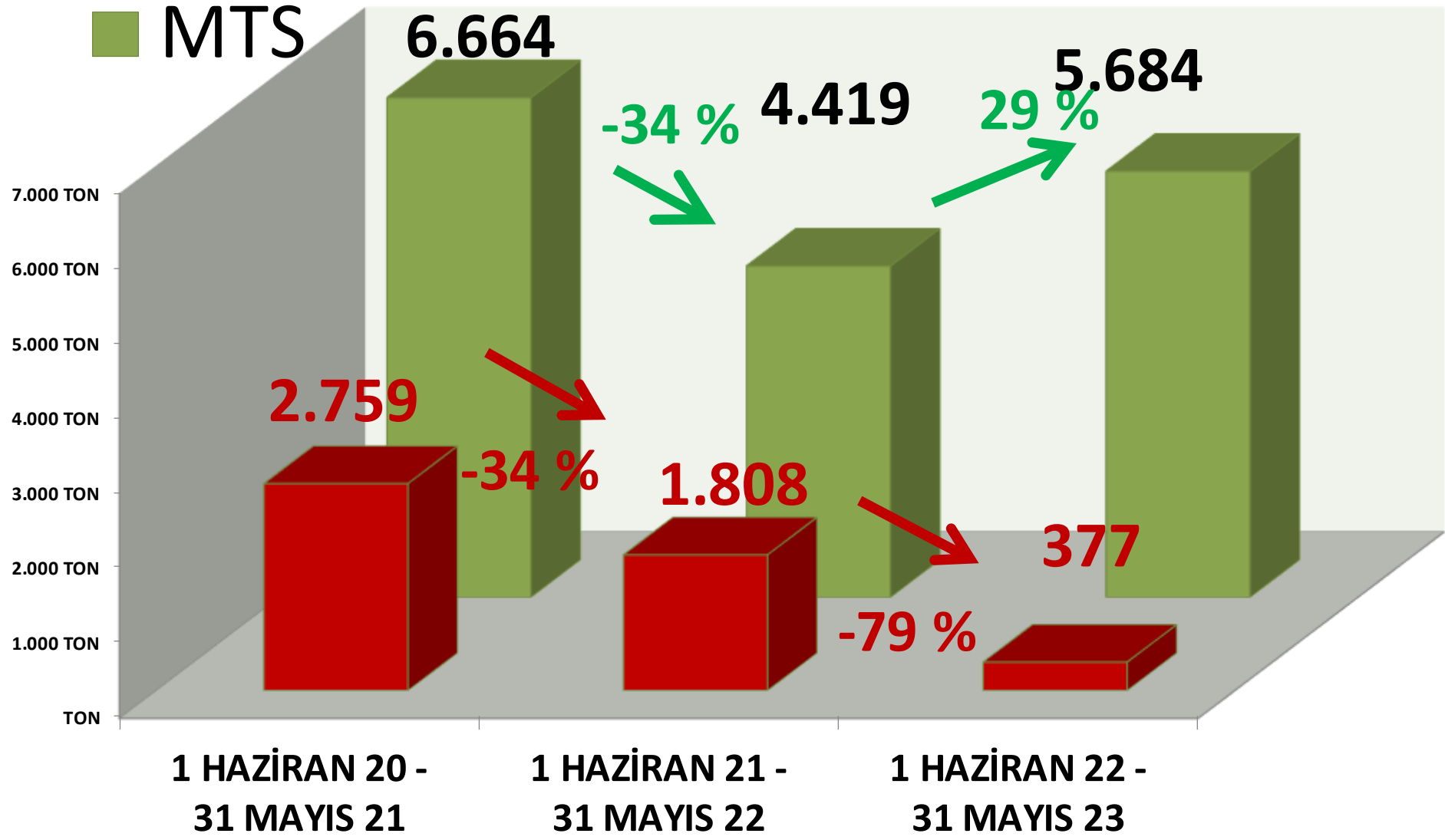


**AYLIK NOHUT MTS İŞLEM MİKTARI ORANLARI**

■ TTS

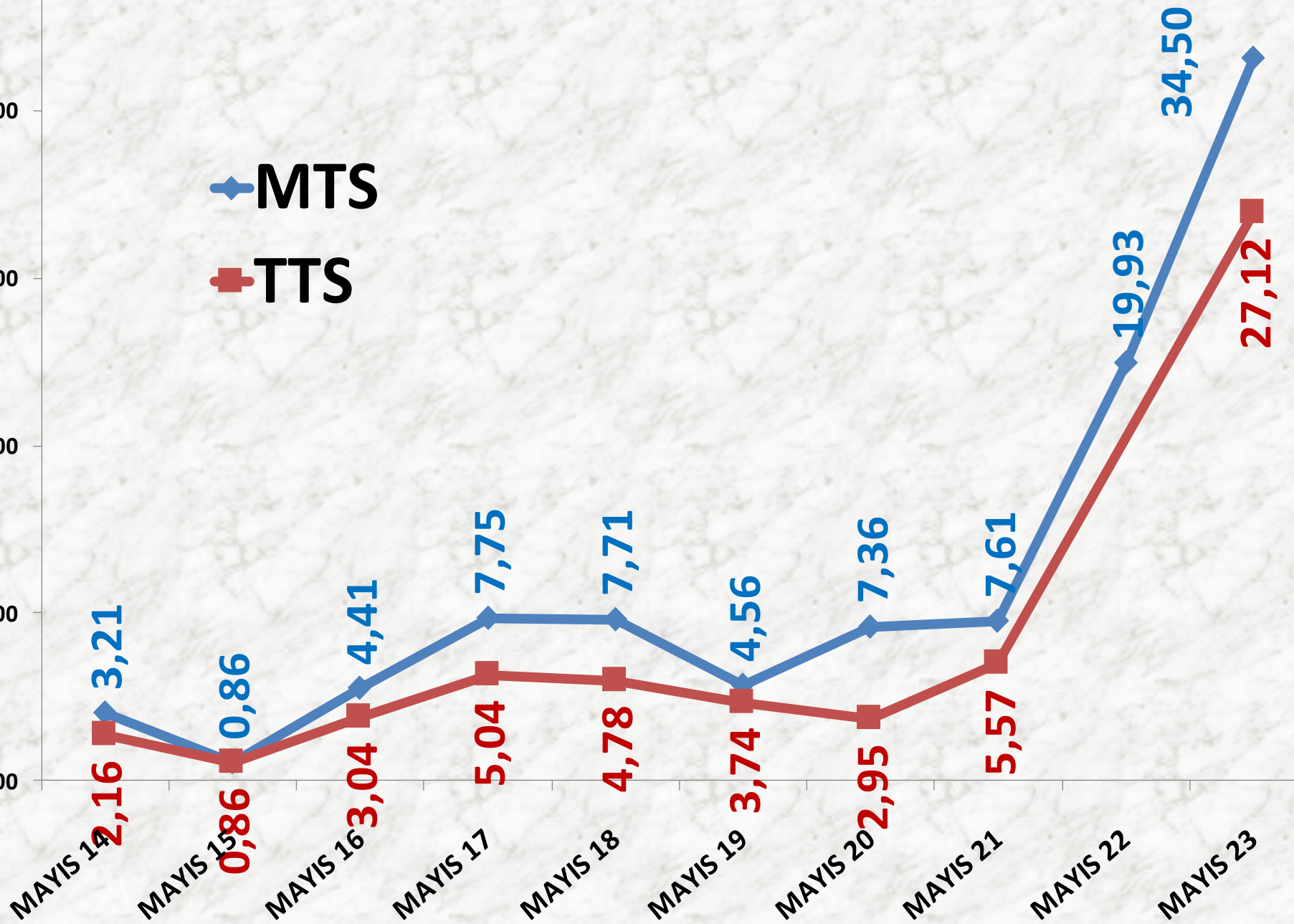
# YILLIK NOHUT İŞLEM MİKTARI (TON)

■ MTS



# MAYIS AYLARI NOHUT FİYAT TRENDİ (TL)

◆ MTS  
■ TTS



# BEYAZ LEBLEBİ

## LEBLEBİ BEYAZ 8,50 mm

İŞLEM MİKTARI TON	2021 MAYIS	2022 MAYIS		2023 MAYIS	
	TTS	14 TON	-58%	6 TON	-100%

## LEBLEBİ BEYAZ 9 mm

İŞLEM MİKTARI TON	2021 MAYIS	2022 MAYIS		2023 MAYIS	
	TTS	80 TON	-74%	21 TON	139%



# BEYAZ LEBLEBİ

## LEBLEBİ BEYAZ 9 + 9,50 mm

İŞLEM MİKTARI TON	2021 MAYIS		2022 MAYIS		2023 MAYIS	
	TTS	9 TON	80%	16 TON	581%	107 TON

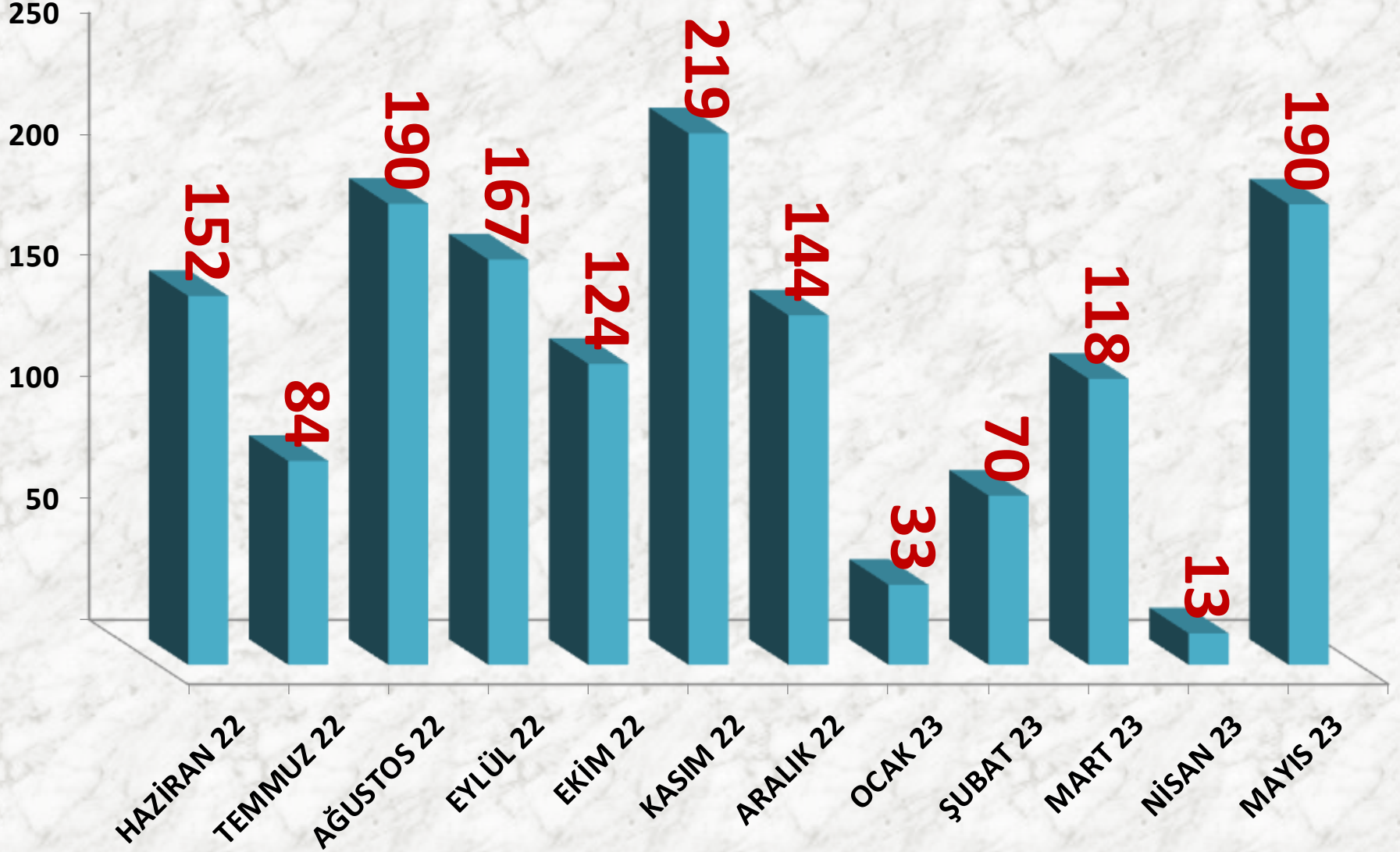
## LEBLEBİ ELENTİ (Beyaz)

İŞLEM MİKTARI TON	2021 MAYIS		2022 MAYIS		2023 MAYIS	
	TTS	5 TON	-48%	3 TON	1215%	34 TON

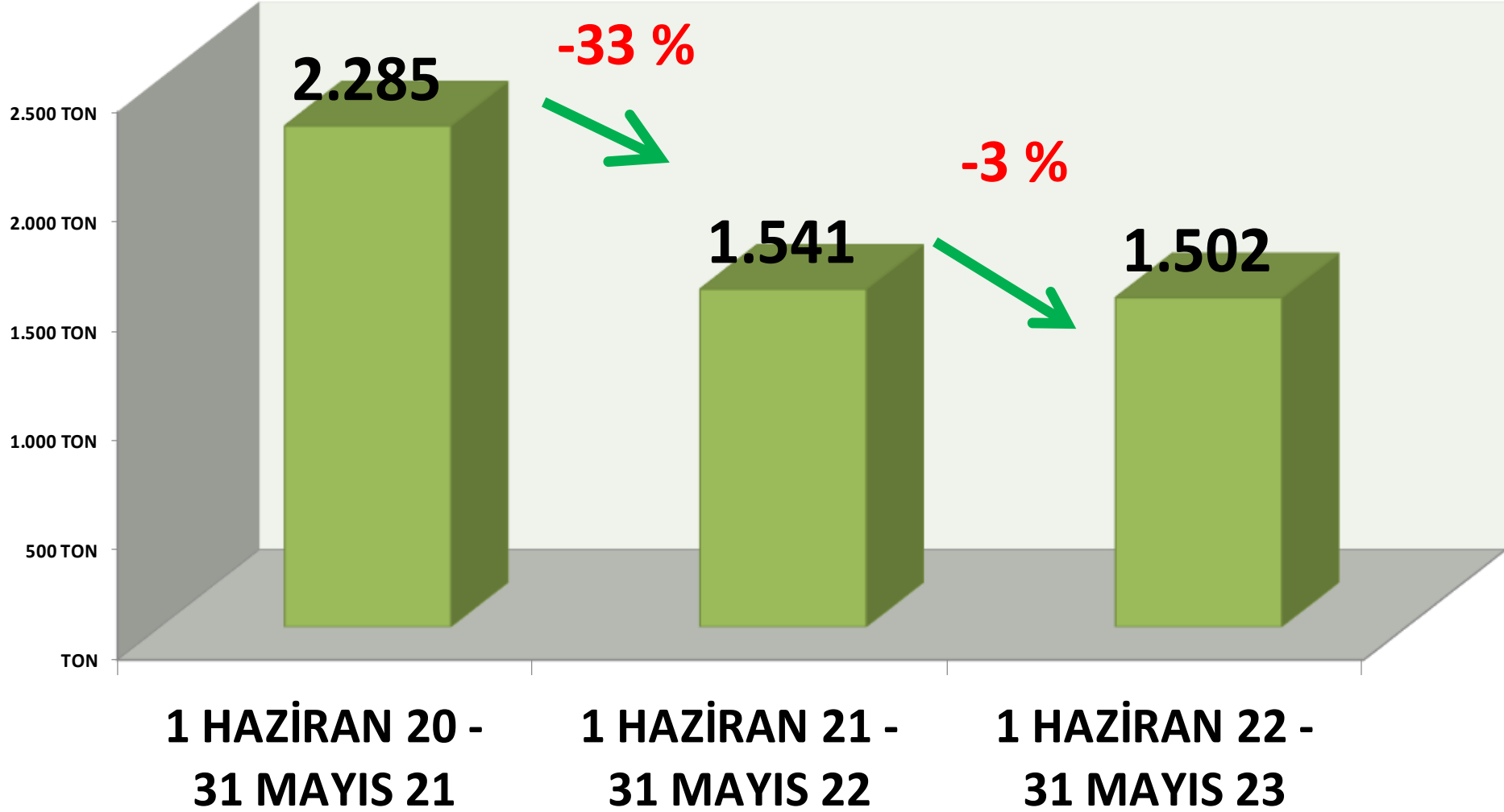
## LEBLEBİ BEYAZ TOPLAM

İŞLEM MİKTARI TON	2021 MAYIS		2022 MAYIS		2023 MAYIS	
	TTS	<u>108 TON</u>	-58%	<u>45 TON</u>	324%	<u>190 TON</u>

# Leblebi Beyaz İşlem Miktarı (Ton)



# YILLIK TOPLAM BEYAZ LEBLEBİ İŞLEM MİKTARI (TON)



## LEBLEBİ BEYAZ 8,50 mm FİYATLARI

	2021 MAYIS	2022 MAYIS		2023 MAYIS	
EN AZ	5,86 TL	173%	16,00 TL	-	-
EN ÇOK	5,86 TL	173%	16,00 TL	-	-
ORTALAMA	5,86 TL	173%	16,00 TL	-	-

## LEBLEBİ BEYAZ 9 mm FİYATLARI

	2021 MAYIS	2022 MAYIS		2023 MAYIS	
EN AZ	11,53 TL	169%	31,00 TL	61%	50,00 TL
EN ÇOK	19,00 TL	100%	38,00 TL	53%	58,00 TL
ORTALAMA	14,64 TL	120%	32,15 TL	62%	52,23 TL

## LEBLEBİ BEYAZ 9 + 9,50 mm FİYATLARI

	2021 MAYIS	2022 MAYIS		2023 MAYIS	
EN AZ	9,35 TL	178%	26,00 TL	77%	45,98 TL
EN ÇOK	11,00 TL	170%	29,70 TL	66%	49,23 TL
ORTALAMA	10,11 TL	174%	27,69 TL	75%	48,33 TL

## LEBLEBİ ELENTİ (Beyaz) Fiyatları

ORTALAMA FİYAT	2021 MAYIS	2022 MAYIS		2023 MAYIS	
	2,25 TL	233%	7,50 TL	54%	11,57 TL

# SARI LEBLEBİ

## LEBLEBİ SARI 9 mm

<b>İŞLEM MİKT. TON</b>	<b>2021 MAYIS</b>	<b>2022 MAYIS</b>		<b>2023 MAYIS</b>	
TTS	24 TON	-73%	6 TON	-76%	2 TON

## LEBLEBİ SARI 9,50 mm

<b>İŞLEM MİKT. TON</b>	<b>2021 MAYIS</b>	<b>2022 MAYIS</b>		<b>2023 MAYIS</b>	
TTS	98 TON	-55%	44 TON	88%	83 TON

## LEBLEBİ SARI 9,75 mm

<b>İŞLEM MİKT. TON</b>	<b>2021 MAYIS</b>	<b>2022 MAYIS</b>		<b>2023 MAYIS</b>	
TTS	354 TON	-82%	63 TON	40%	88 TON



## LEBLEBİ SARI 10 mm

İŞLEM MİKT. TON	2021 MAYIS	2022 MAYIS		2023 MAYIS	
TTS	320 TON	-41%	189 TON	5%	198 TON

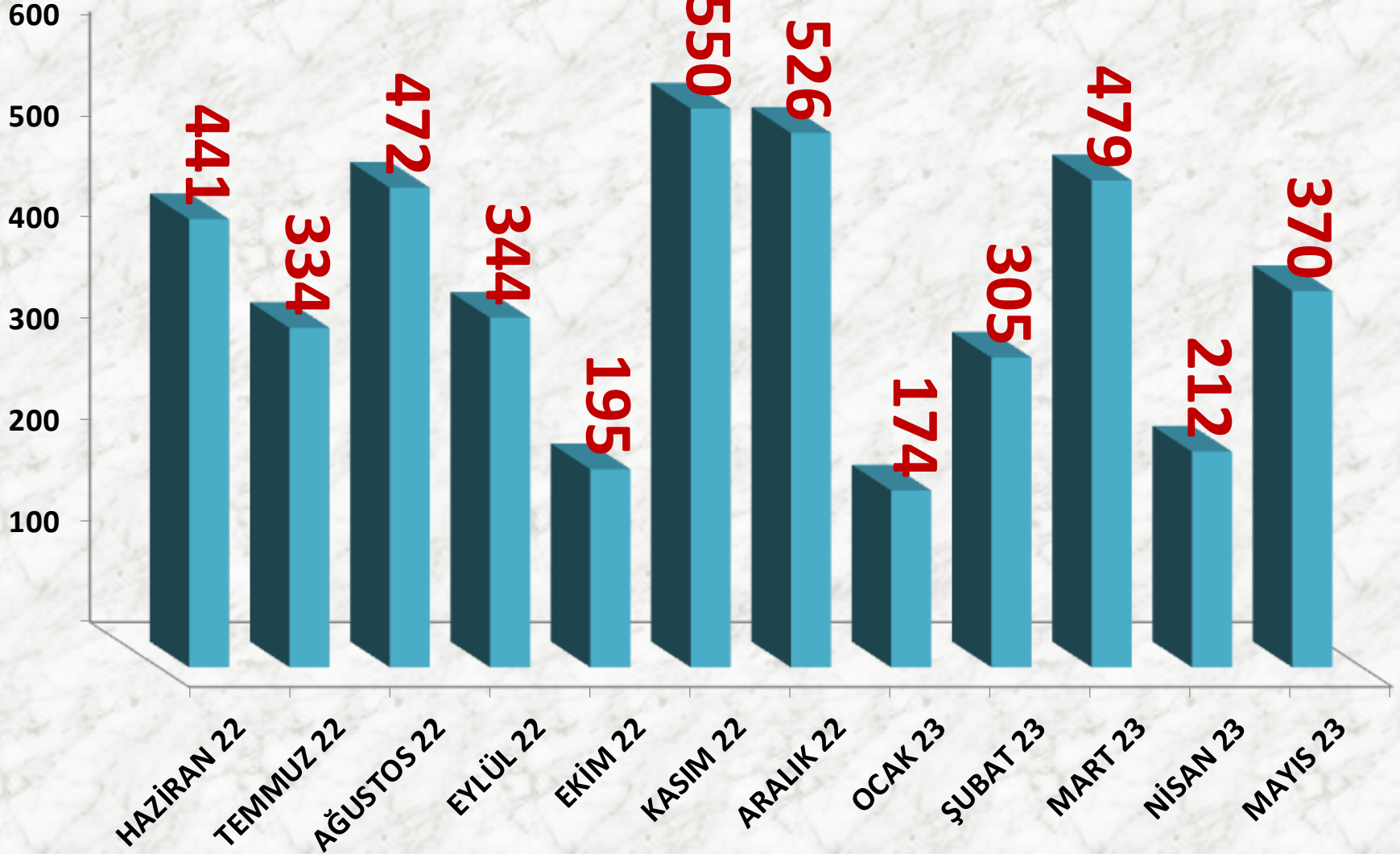
## LEBLEBİ KALBURALTI (SARI)

İŞLEM MİKT. TON	2021 MAYIS	2022 MAYIS		2023 MAYIS	
TTS	1 TON	-100%	0	-	0

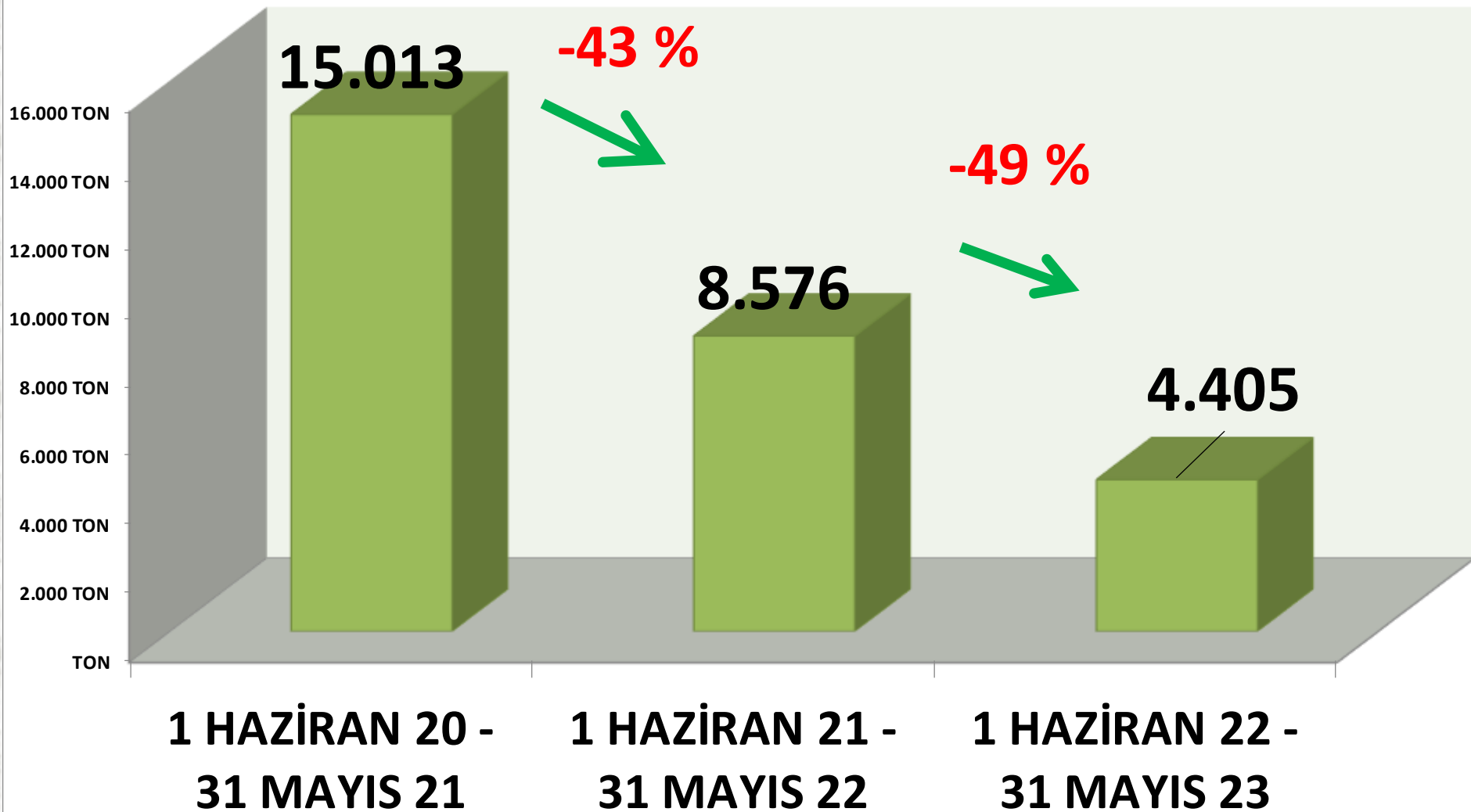
## LEBLEBİ SARI TOPLAM

İŞLEM MİKT. TON	2021 MAYIS	2022 MAYIS		2023 MAYIS	
TTS	<u>798 TON</u>	-62%	<u>302 TON</u>	22%	<u>370 TON</u>

# Leblebi Sarı İşlem Miktarı (Ton)



# YILLIK TOPLAM SARI LEBLEBİ İŞLEM MİKTARI (TON)



## LEBLEBİ SARI 9 mm FİYATLARI

	2021 MAYIS	2022 MAYIS		2023 MAYIS	
EN AZ	5,00 TL	250%	17,50 TL	83%	32,00 TL
EN ÇOK	7,00 TL	186%	20,00 TL	60%	32,00 TL
ORTALAMA	6,40 TL	189%	18,50 TL	73%	32,00 TL

## LEBLEBİ SARI 9,50 mm FİYATLARI

	2021 MAYIS	2022 MAYIS		2023 MAYIS	
EN AZ	7,00 TL	196%	20,75 TL	70%	35,25 TL
EN ÇOK	9,00 TL	178%	25,00 TL	78%	44,55 TL
ORTALAMA	8,30 TL	169%	22,31 TL	87%	41,72 TL

## LEBLEBİ SARI 9,75 mm FİYATLARI

	2021 MAYIS	2022 MAYIS		2023 MAYIS	
EN AZ	9,10 TL	186%	26,00 TL	79%	46,50 TL
EN ÇOK	11,00 TL	173%	30,00 TL	63%	49,00 TL
ORTALAMA	9,95 TL	187%	28,52 TL	68%	47,84 TL

## LEBLEBİ SARI 10 mm FİYATLARI

	2021 MAYIS	2022 MAYIS		2023 MAYIS	
EN AZ	11,00 TL	177%	30,50 TL	66%	50,50 TL
EN ÇOK	14,75 TL	219%	47,00 TL	34%	63,00 TL
ORTALAMA	12,88 TL	169%	34,67 TL	51%	52,28 TL

## LEBLEBİ KALBURALTI (SARI) FİYATLARI

	2021 MAYIS	2022 MAYIS		2023 MAYIS	
ORTALAMA FİYAT	3,00 TL	-	-	-	-

# YILLIK YURTIÇİ TOPLAM LEBLEBİ İŞLEM MİKTARI

<b>MIKTAR</b>	<b>1 HAZİRAN 20 - 31 MAYIS 21</b>	<b>1 HAZİRAN 21 - 31 MAYIS 22</b>		<b>1 HAZİRAN 22 - 31 MAYIS 23</b>	
<b>SARI</b>	<b>15.013 TON</b>	<b>-43%</b>	<b>8.576 TON</b>	<b>-49%</b>	<b>4.405 TON</b>
<b>BEYAZ</b>	<b>2.285 TON</b>	<b>-33%</b>	<b>1.541 TON</b>	<b>-3%</b>	<b>1.502 TON</b>
<b>KAPL.+KIRIK</b>	<b>4.144 TON</b>	<b>-47%</b>	<b>2.198 TON</b>	<b>-1%</b>	<b>2.168 TON</b>
<b>LEBLEBİ TOPLAM</b>	<b>21.442 TON</b>	<b>-43%</b>	<b>12.315 TON</b>	<b>-34%</b>	<b>8.075 TON</b>



# YILLIK TOPLAM TTS LEBLEBİ TESCİLİ

KAPL. + KIRIK

BEYAZ

SARI

40.000 TON  
35.000 TON  
30.000 TON  
25.000 TON  
20.000 TON  
15.000 TON  
10.000 TON  
5.000 TON  
TON

4144 TON

2.285 TON

15.013 TON

-43 %

2198 TON

1.541 TON

8.576 TON

-34 %

2168 TON

1.502 TON

4.405 TON

1 HAZİRAN 20 -  
31 MAYIS 21

1 HAZİRAN 21 -  
31 MAYIS 22

1 HAZİRAN 22 -  
31 MAYIS 23

# LEBLEBİ İHRACAT MİKTARLARI

## 2021 MAYIS

SARI LEBLEBİ	10.980 kg.
BEYAZ LEBLEBİ	-
KAPLAMALI LEBLEBİ	-
KIRIK LEBLEBİ	-
LEBLEBİ UNU	-
LEBLEBİ KALBURALTI	-
TOPLAM	10.980 kg.

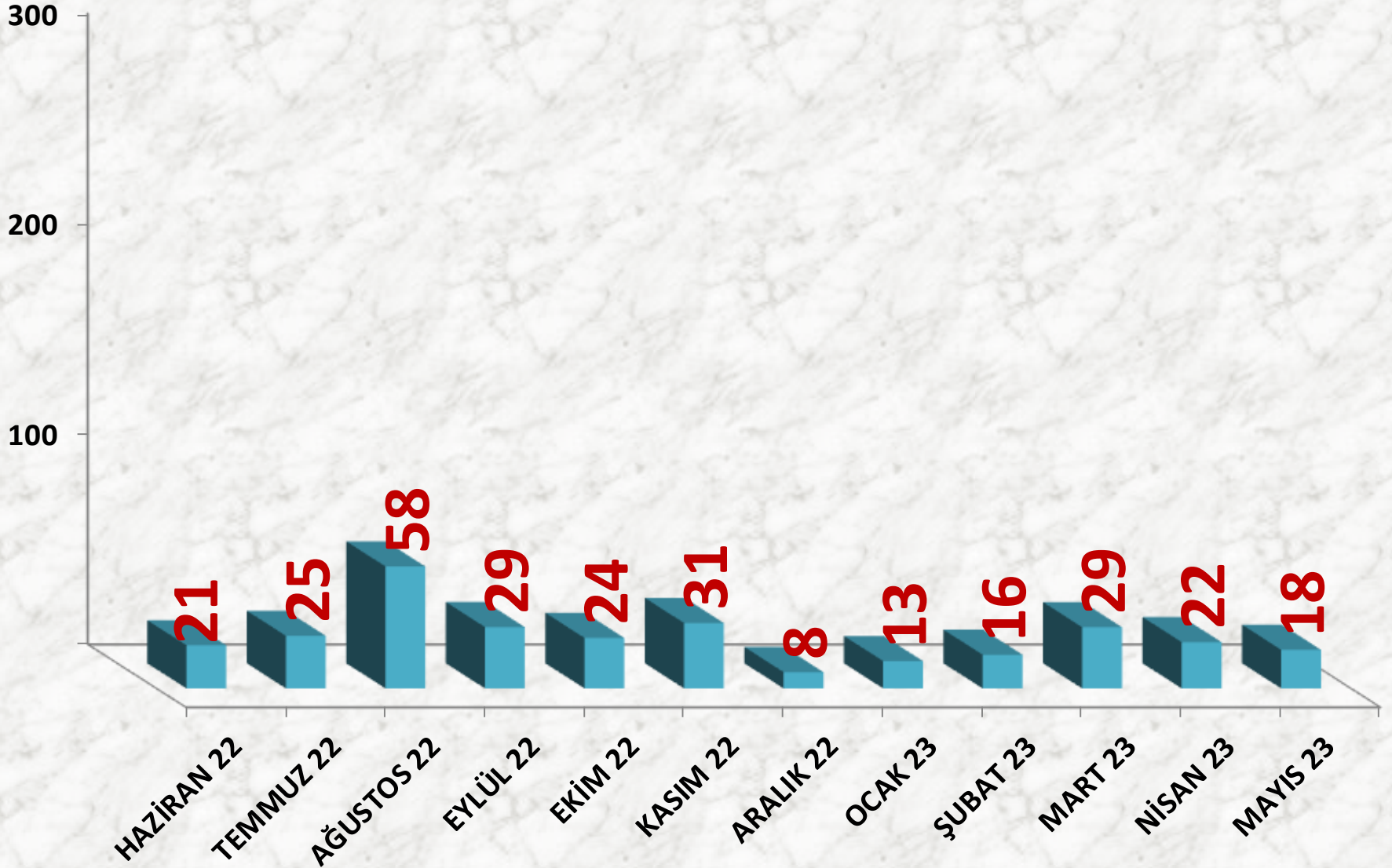
## 2022 MAYIS

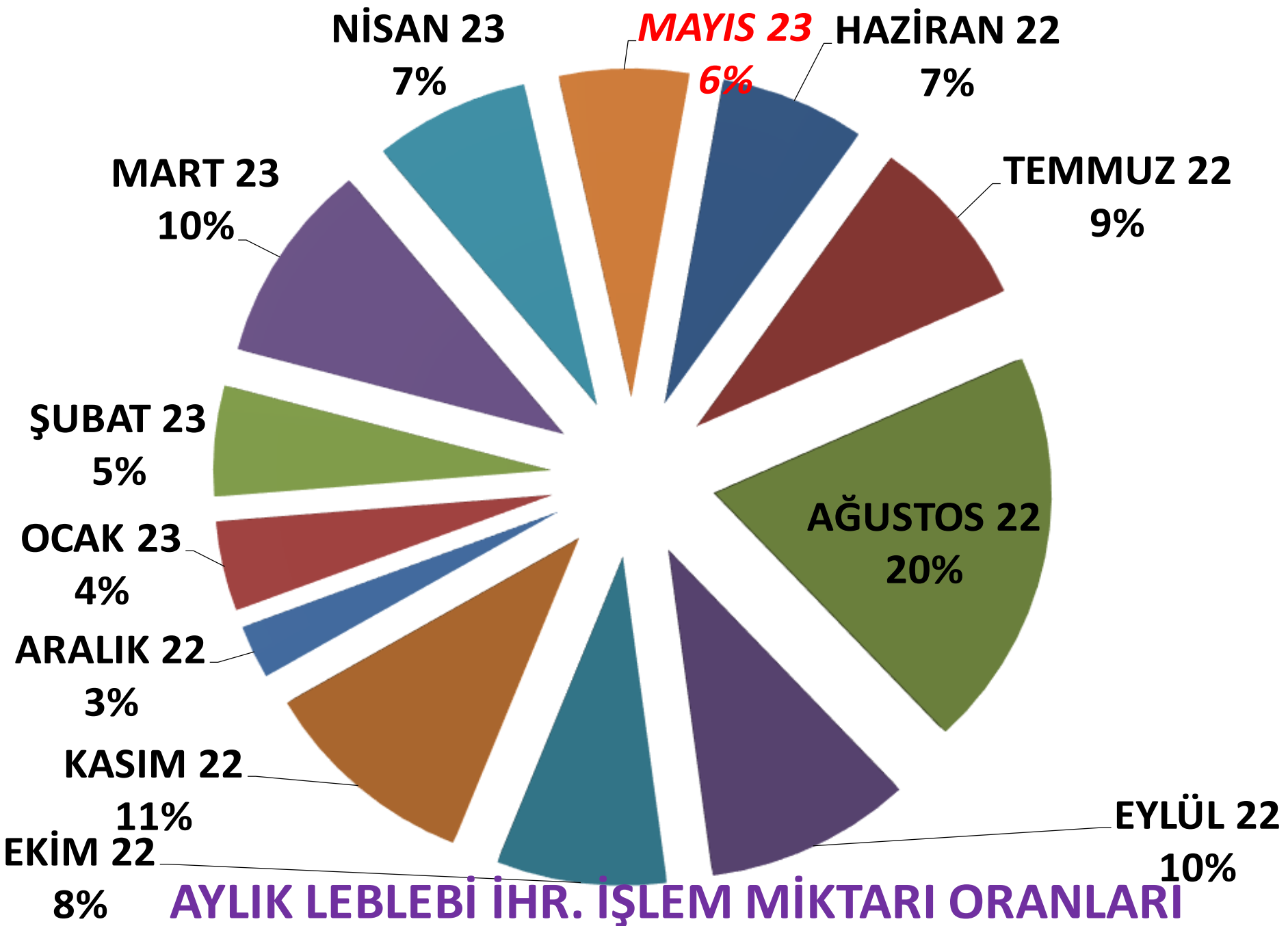
SARI LEBLEBİ	12.500 kg.
BEYAZ LEBLEBİ	-
KAPLAMALI LEBLEBİ	-
KIRIK LEBLEBİ	-
LEBLEBİ UNU	-
LEBLEBİ KALBURALTI	-
TOPLAM	12.500 kg.

## 2023 MAYIS

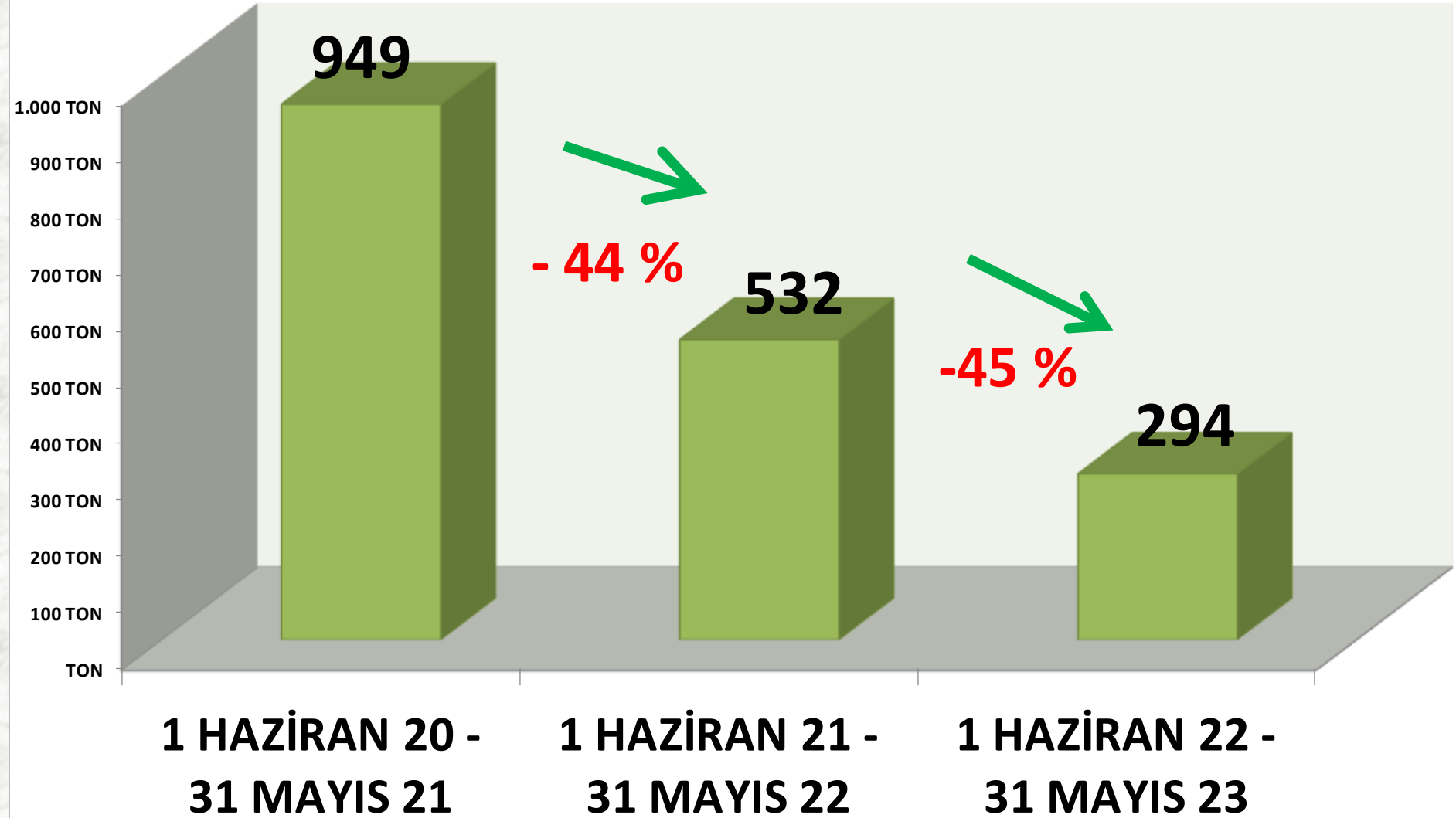
SARI LEBLEBİ	3.308 kg.
BEYAZ LEBLEBİ	14.464 kg.
KAPLAMALI LEBLEBİ	572 kg.
KIRIK LEBLEBİ	-
LEBLEBİ UNU	-
LEBLEBİ KALBURALTI	-
TOPLAM	18.344 kg.

# Leblebi İhracat (Ton)





# YILLIK TOPLAM LEBLEBİ İHRACAT MİKTARI (TON)



# AYÇEKİRDEĞİ

<b>İŞLEM MİKTARI TON</b>	<b>2021 MAYIS</b>	<b>2022 MAYIS</b>		<b>2023 MAYIS</b>	
MTS	1.149 TON	46%	1.675 TON	-37%	1.051 TON
TTS	1.157 TON	30%	1.503 TON	-59%	621 TON

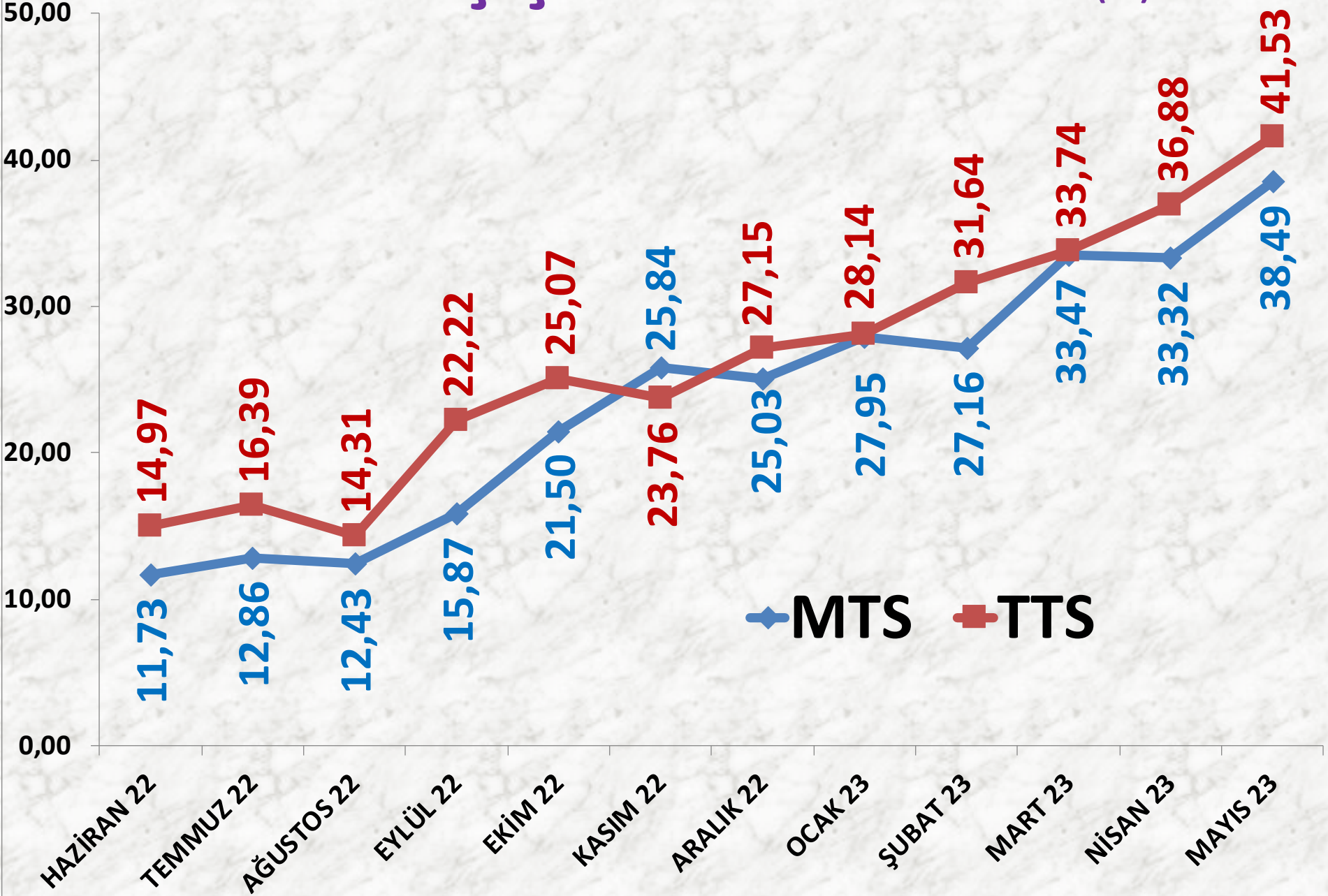
<b>EN AZ FİYAT</b>	<b>2021 MAYIS</b>	<b>2022 MAYIS</b>		<b>2023 MAYIS</b>	
MTS	9,75 TL	-28%	7,02 TL	195%	20,73 TL
TTS	10,00 TL	-10%	9,00 TL	211%	28,00 TL

<b>EN ÇOK FİYAT</b>	<b>2021 MAYIS</b>	<b>2022 MAYIS</b>		<b>2023 MAYIS</b>	
MTS	16,77 TL	3%	17,24 TL	162%	45,09 TL
TTS	18,50 TL	41%	26,00 TL	140%	62,33 TL

<b>ORTALAMA FİYAT</b>	<b>2021 MAYIS</b>	<b>2022 MAYIS</b>		<b>2023 MAYIS</b>	
MTS	10,91 TL	16%	12,62 TL	205%	38,49 TL
TTS	11,42 TL	36%	15,54 TL	167%	41,53 TL



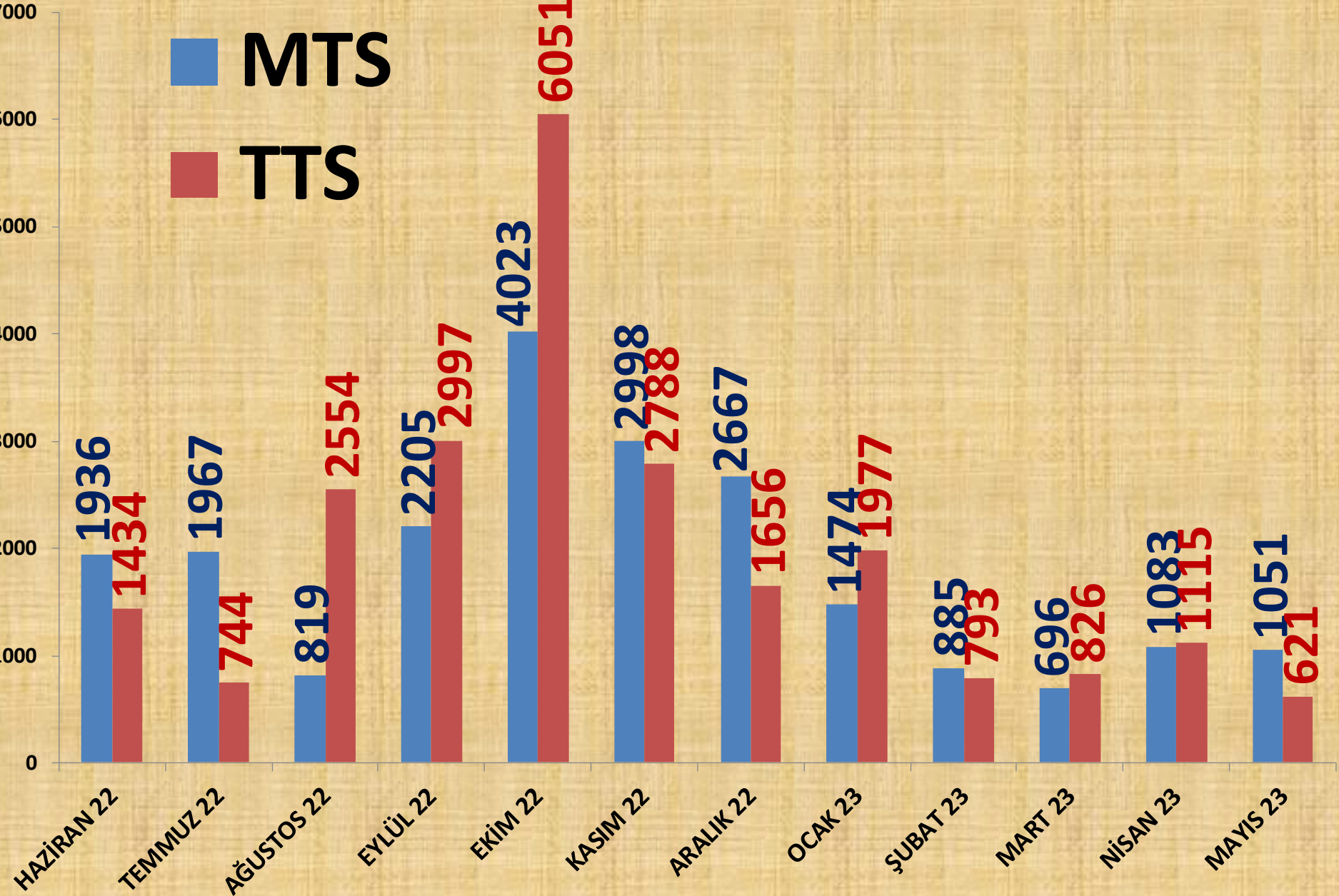
# AYLIK AYÇİÇEĞİ FİYAT TRENDİ (TL)

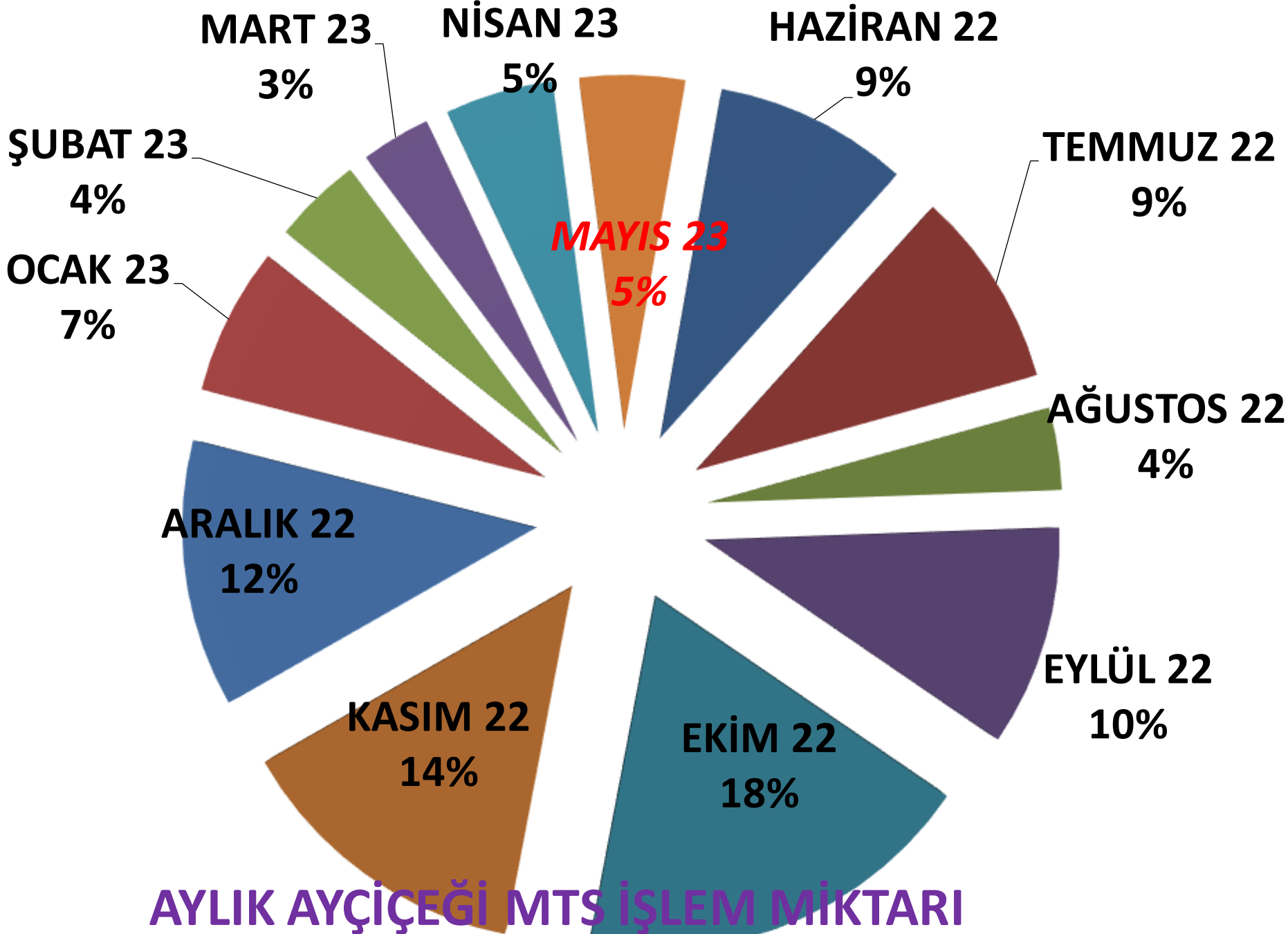


# AYLIK AYÇİÇEĞİ İŞLEM MİKTARI (TON)

■ MTS

■ TTS

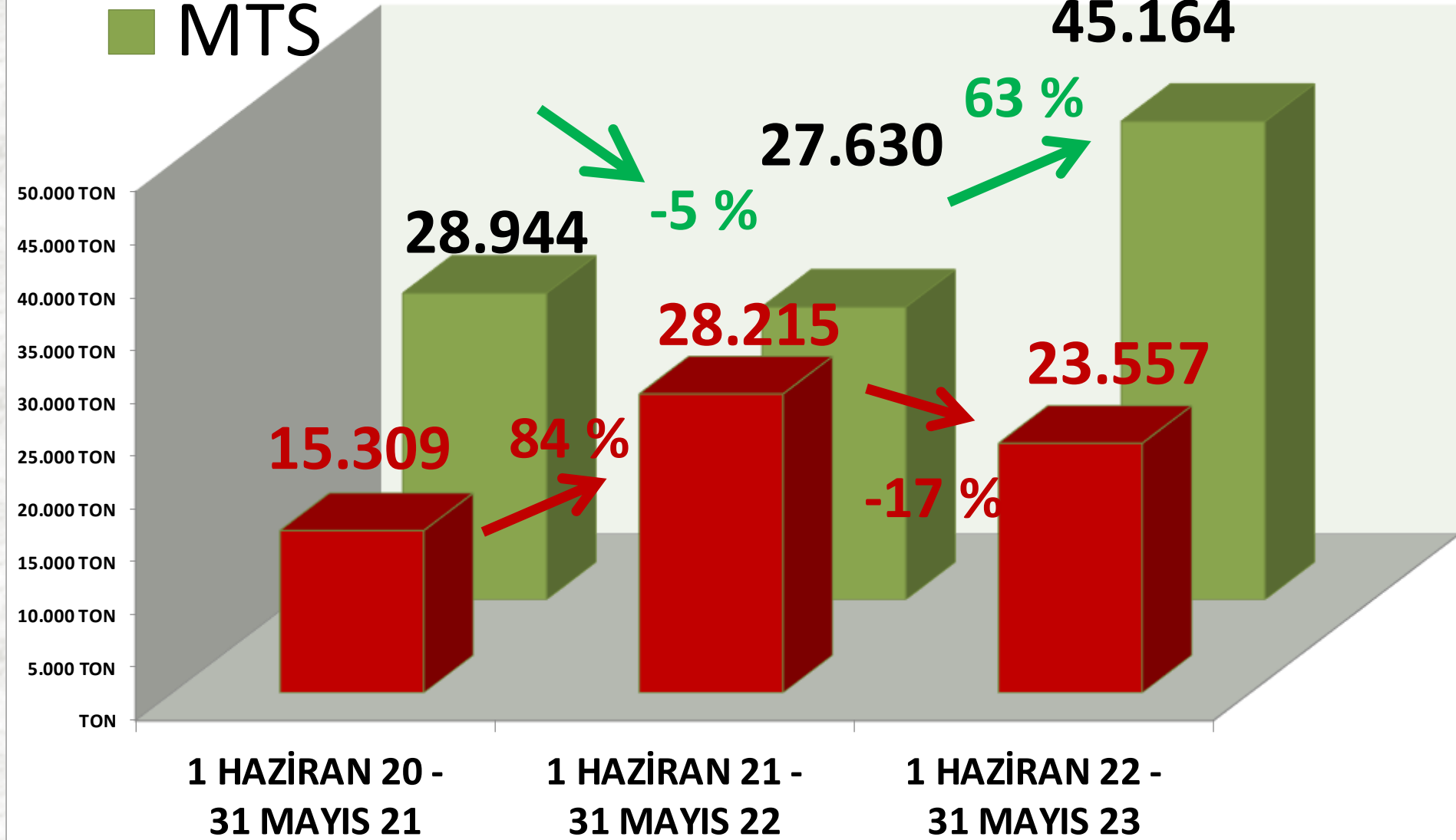




**AYLIK AYÇİÇEĞİ MTS İŞLEM MİKTARI ORANLARI**

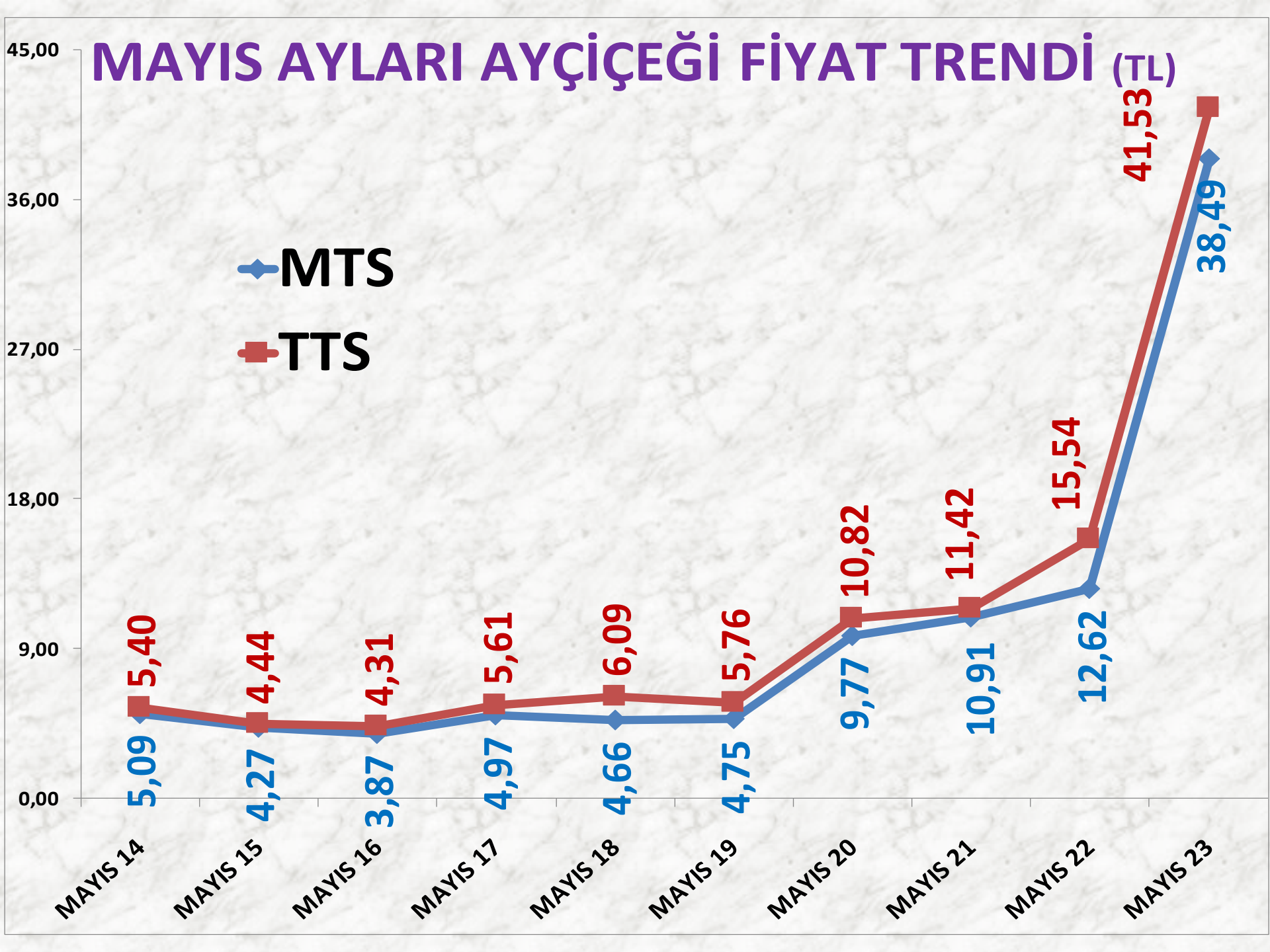
# ■ TTS YILLIK AYÇİÇEĞİ İŞLEM MİKTARI (TON)

■ MTS



# MAYIS AYLARI AYÇİÇEĞİ FİYAT TRENDİ (TL)

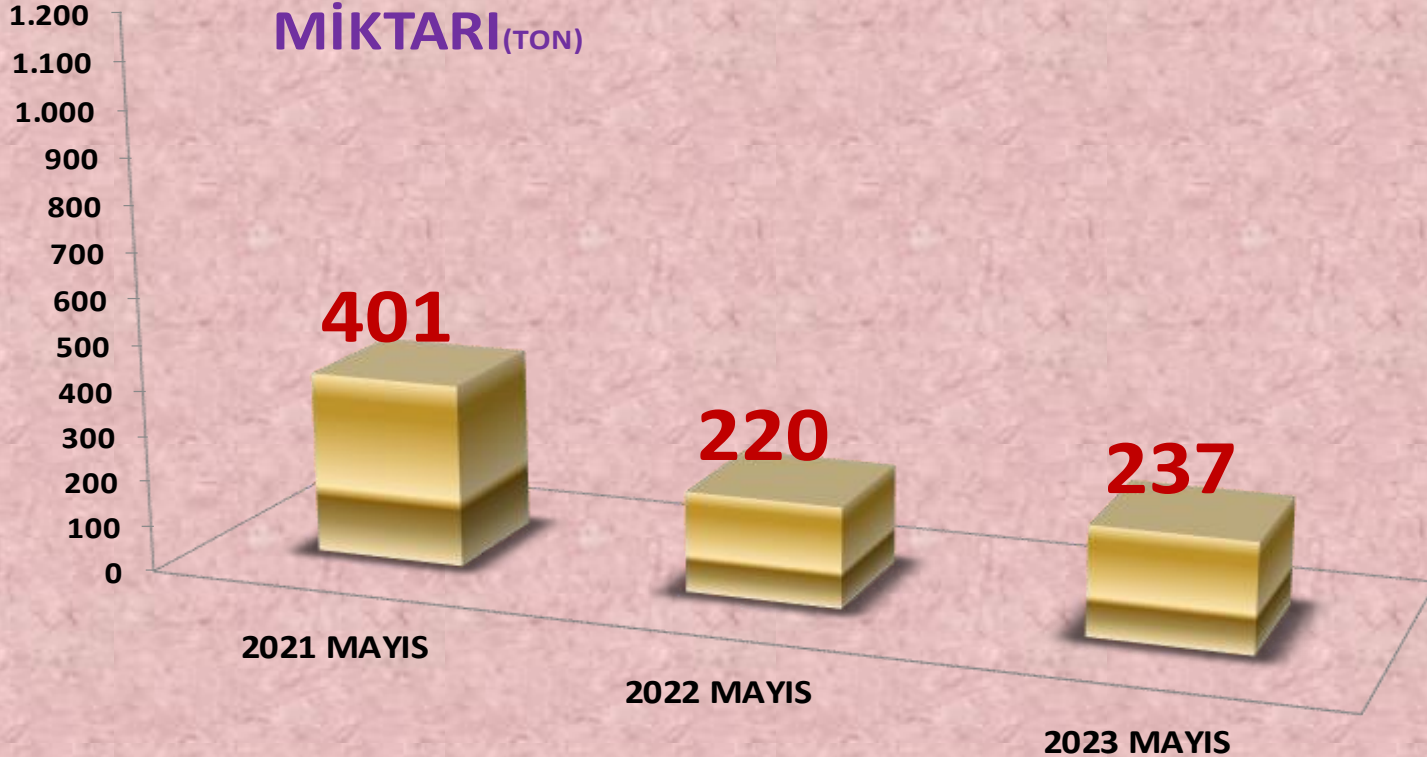
◆ MTS  
■ TTS



# AYÇEKİRDEĞİ İHRACATI

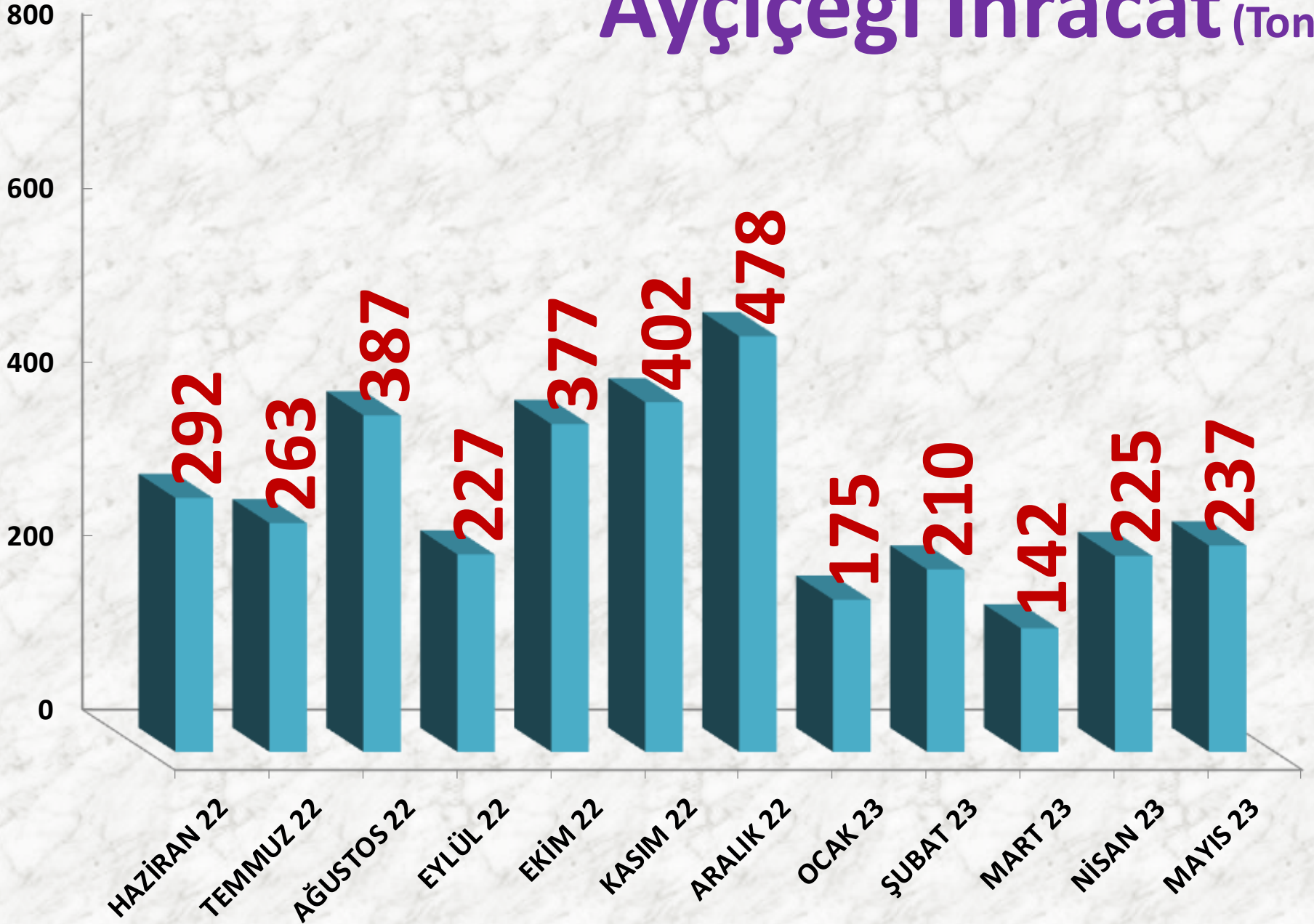
	2021 MAYIS	2022 MAYIS		2023 MAYIS	
İHRACAT	401 TON	-45%	220 TON	8%	237 TON

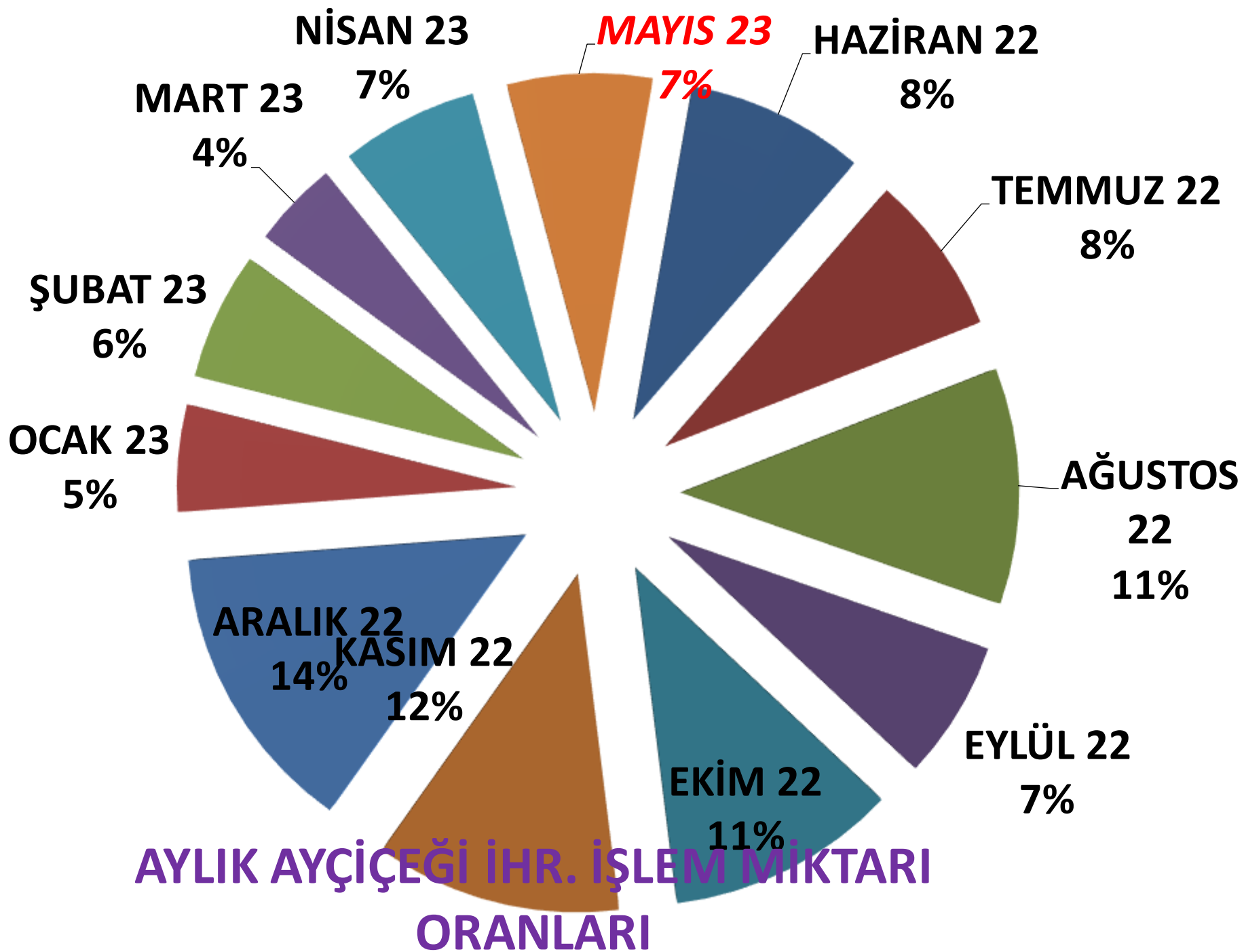
## AYÇEKİRDEĞİ İHRACAT MİKTARI (TON)



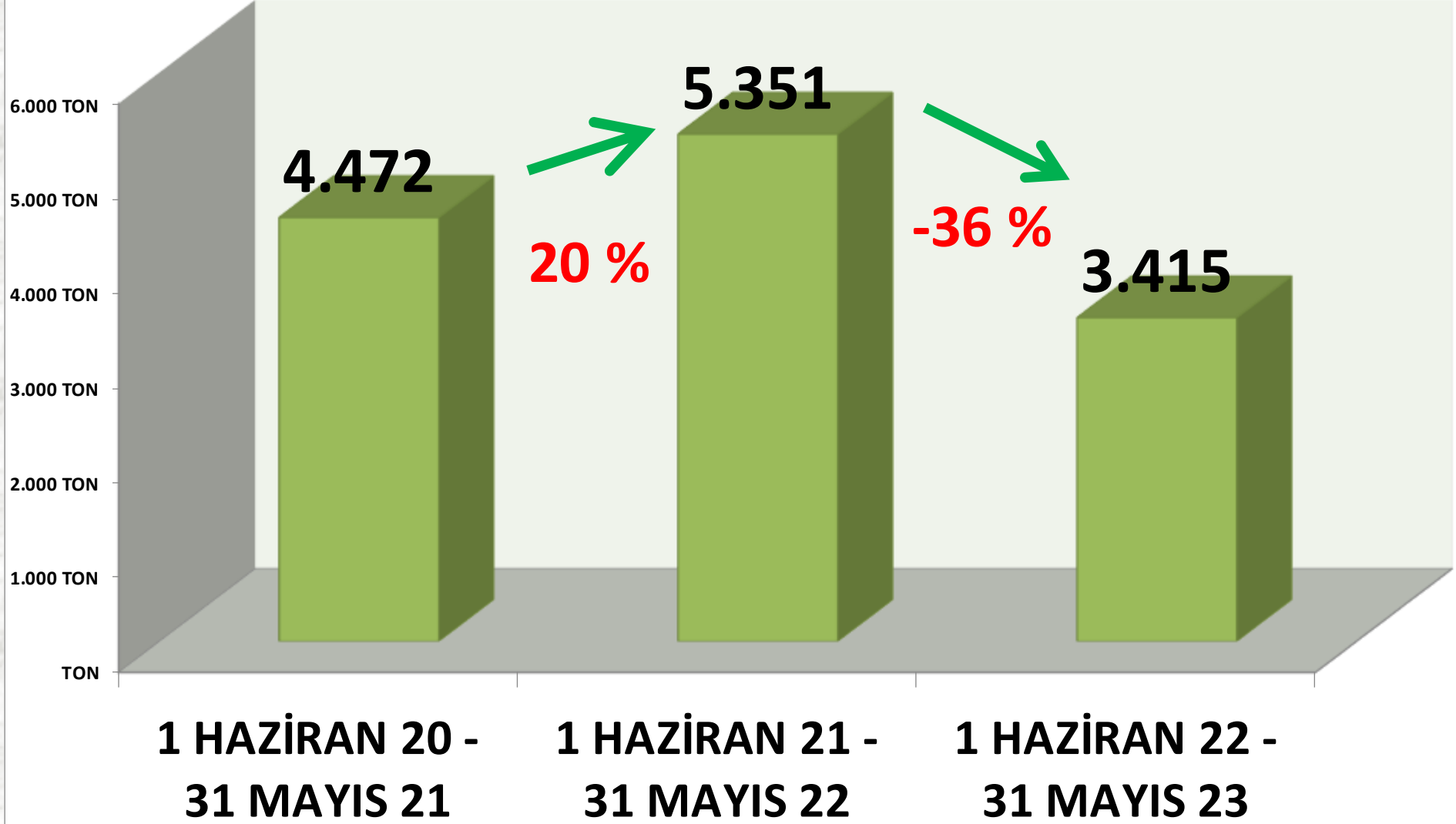


# Ayçiçeği İhracat (Ton)





# YILLIK TOPLAM AYÇİÇEĐİ İHRACAT MİKTARI (TON)



# SÜT

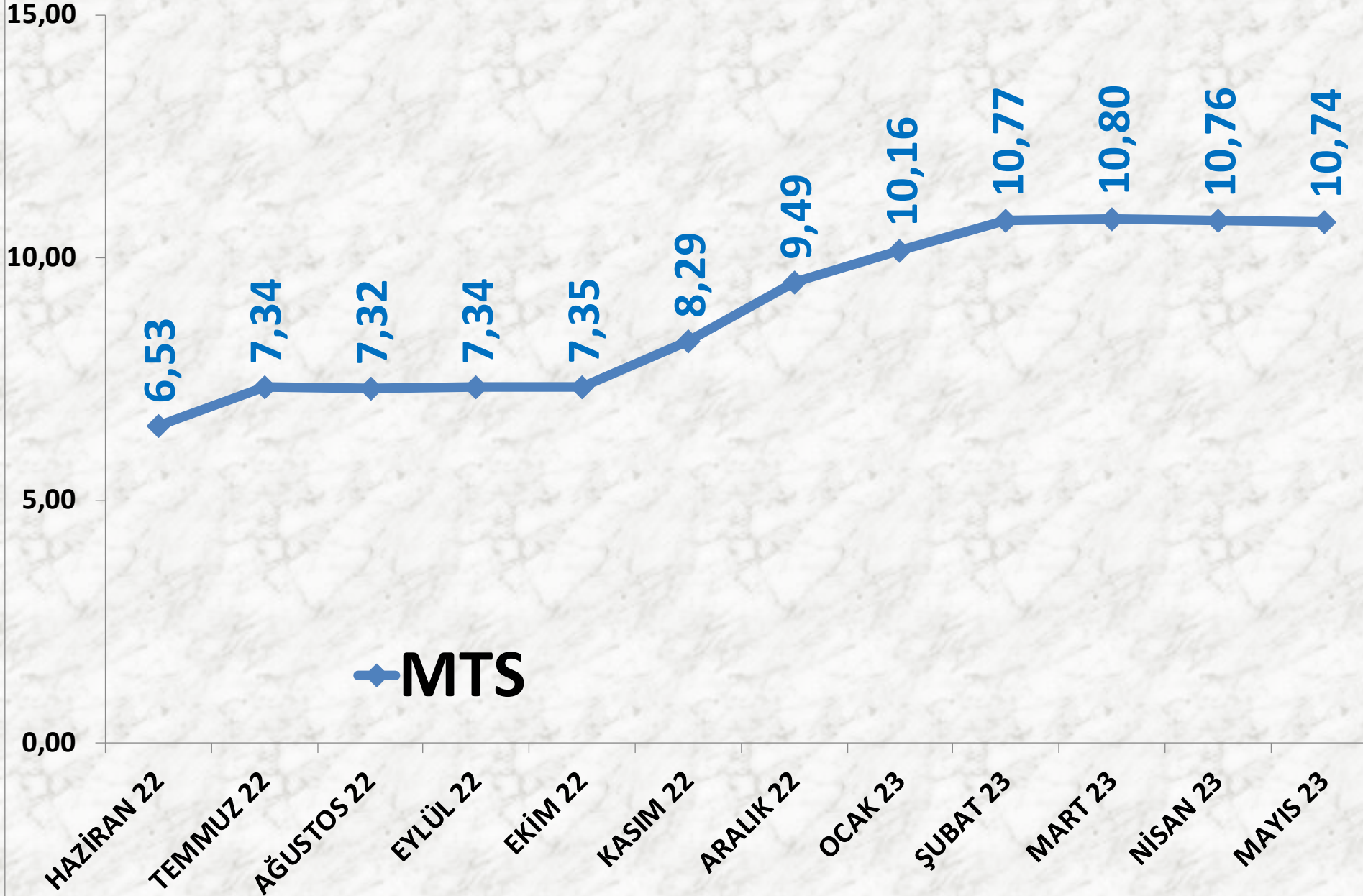
İŞLEM MİKTARI (M <sup>3</sup> )	2021 MAYIS		2022 MAYIS		2023 MAYIS	
	MTS	31.746 M <sup>3</sup>	-6%	29.883 M <sup>3</sup>	-1%	29.533 M <sup>3</sup>

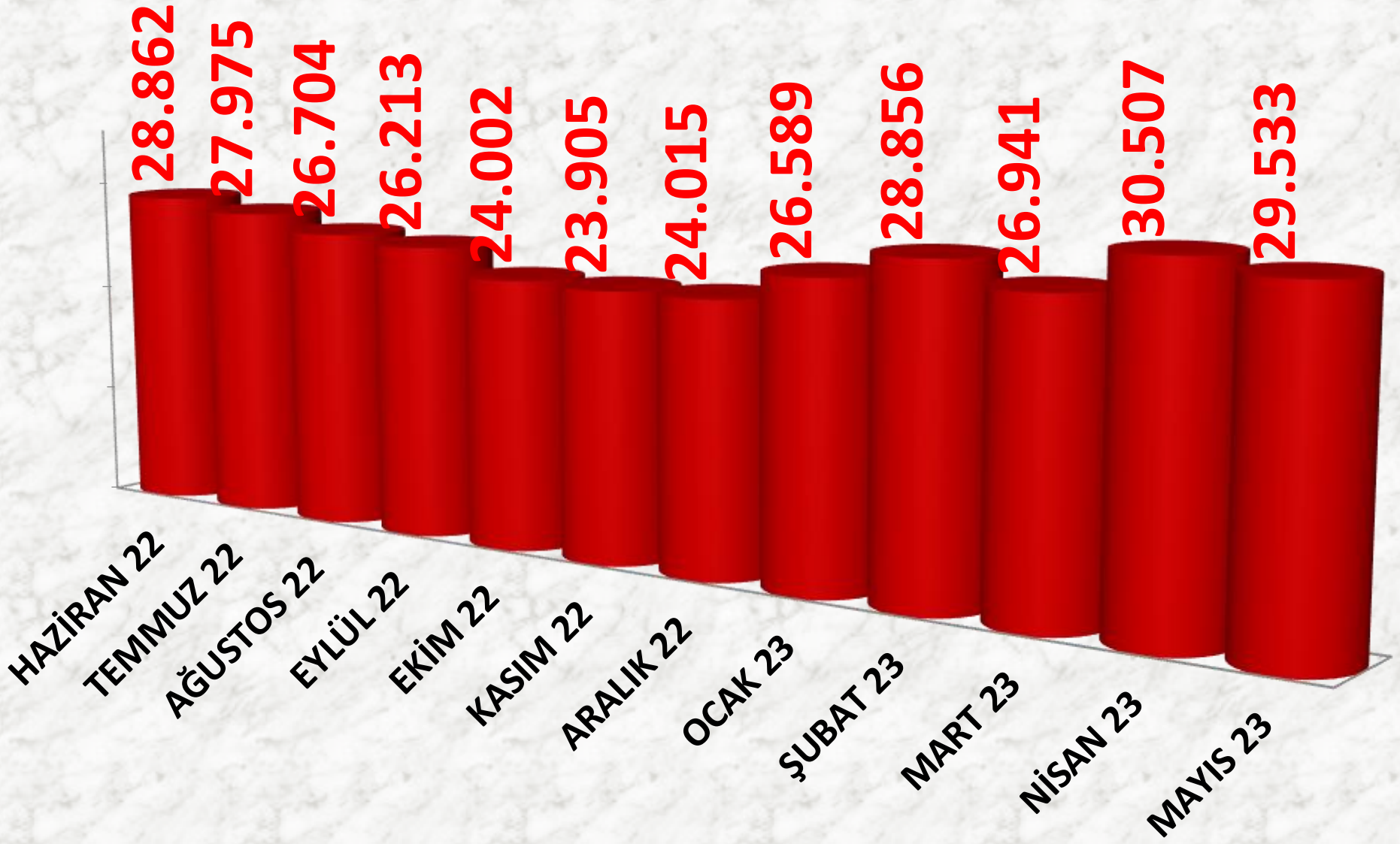
EN AZ FİYAT	2021 MAYIS		2022 MAYIS		2023 MAYIS	
	MTS	2,50 TL	80%	4,50 TL	100%	9,00 TL

EN ÇOK FİYAT	2021 MAYIS		2022 MAYIS		2023 MAYIS	
	MTS	3,13 TL	119%	6,85 TL	73%	11,87 TL

ORTALAMA FİYAT	2021 MAYIS		2022 MAYIS		2023 MAYIS	
	MTS	2,73 TL	101%	5,49 TL	95%	10,74 TL

# AYLIK İNEK SÜTÜ FİYAT TRENDİ<sub>(TL)</sub>

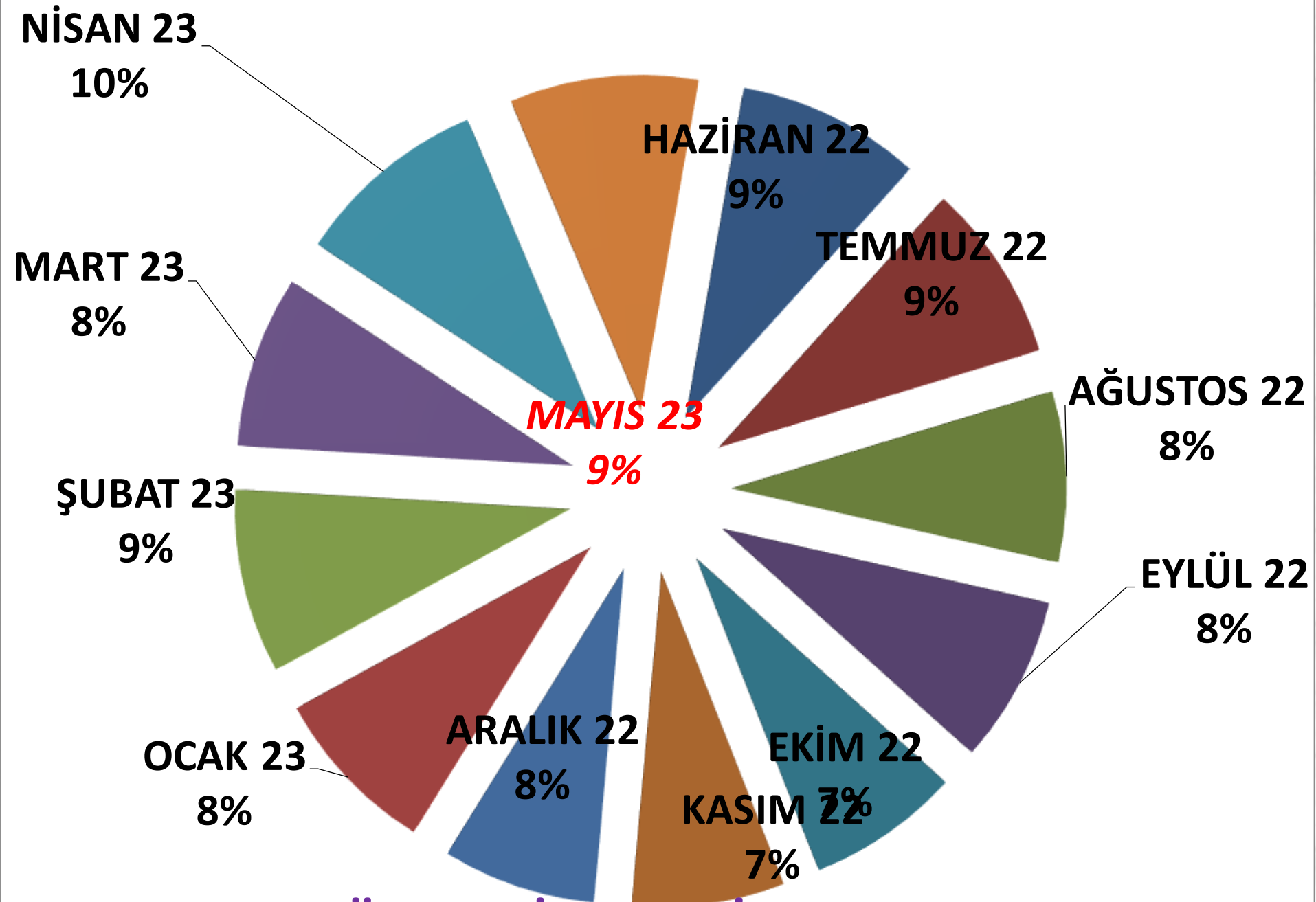




**AYLIK SÜT İŞLEM MİKTARI (M<sup>3</sup>)**



## AYLIK SÜT MTS İŞLEM MİKTARI ORANLARI



# YILLIK İNEK SÜTÜ İŞLEM MİKTARI (TON)

361.129

357.499

1%

324.103

-10%

1 HAZİRAN 20 -  
31 MAYIS 21

1 HAZİRAN 21 -  
31 MAYIS 22

1 HAZİRAN 22 -  
31 MAYIS 23

400.000 M<sup>3</sup>  
350.000 M<sup>3</sup>  
300.000 M<sup>3</sup>  
250.000 M<sup>3</sup>  
200.000 M<sup>3</sup>  
150.000 M<sup>3</sup>  
100.000 M<sup>3</sup>  
50.000 M<sup>3</sup>  
M<sup>3</sup>

# BEYAZ HAŞHAŞ

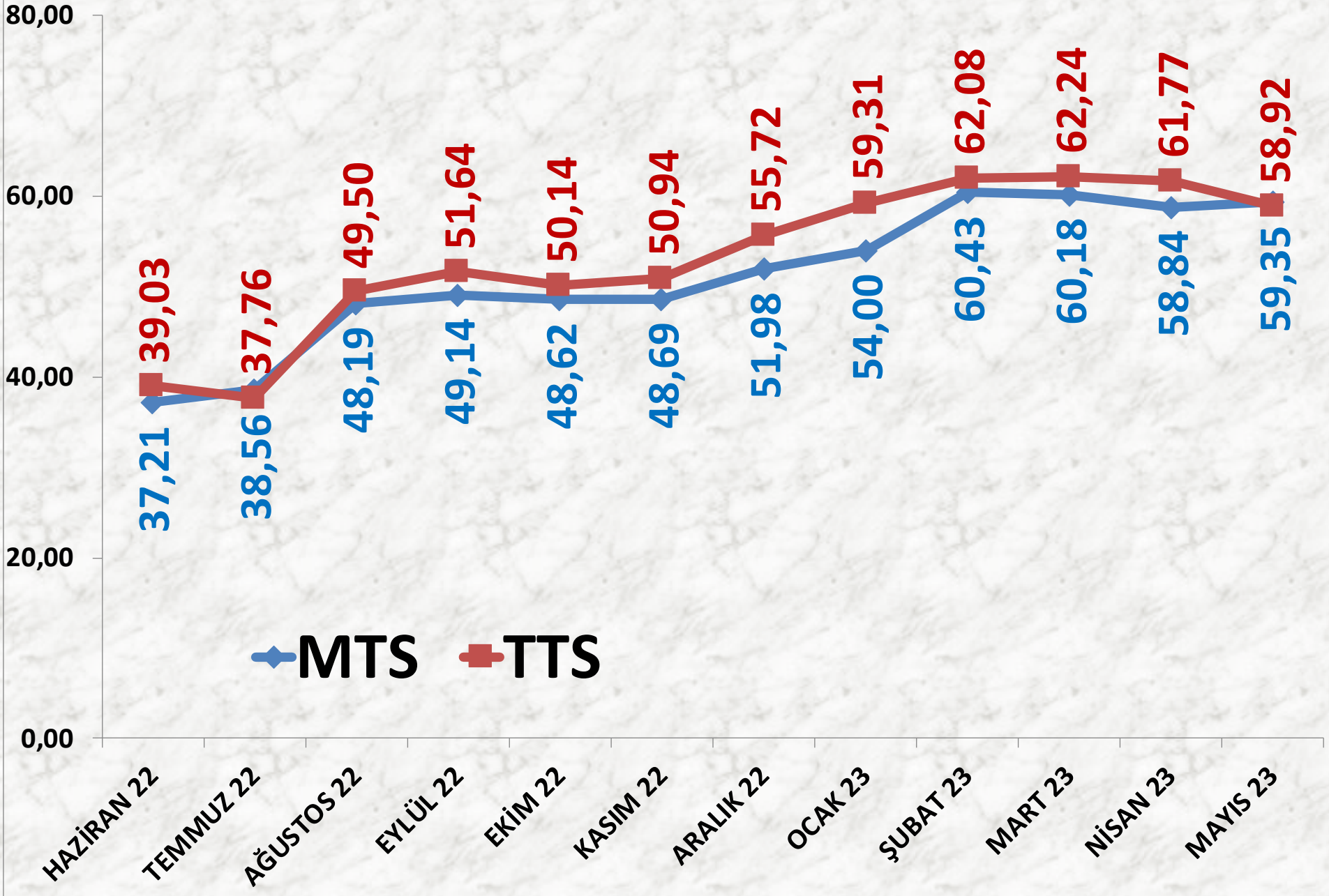
<b>İŞLEM MİKTARI TON</b>	<b>2021 MAYIS</b>	<b>2022 MAYIS</b>		<b>2023 MAYIS</b>	
MTS	0	-	0	-	15 TON
TTS	21 TON	271%	77 TON	-42%	45 TON

<b>EN AZ FİYAT</b>	<b>2021 MAYIS</b>	<b>2022 MAYIS</b>		<b>2023 MAYIS</b>	
MTS	-	-	-	-	54,65 TL
TTS	21,29 TL	27%	27,00 TL	113%	57,60 TL

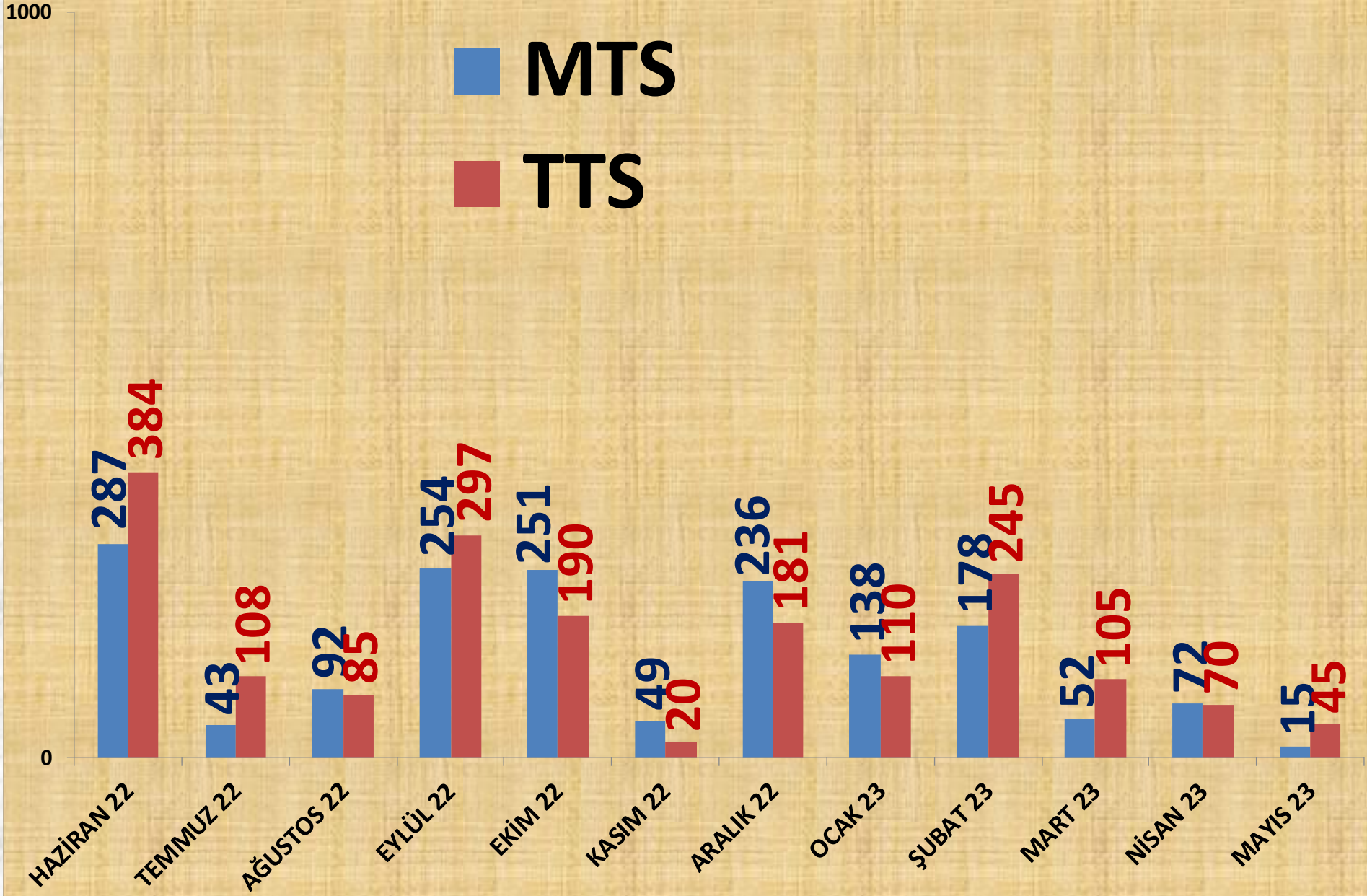
<b>EN ÇOK FİYAT</b>	<b>2021 MAYIS</b>	<b>2022 MAYIS</b>		<b>2023 MAYIS</b>	
MTS	-	-	-	-	71,53 TL
TTS	29,36 TL	111%	61,90 TL	28%	79,38 TL

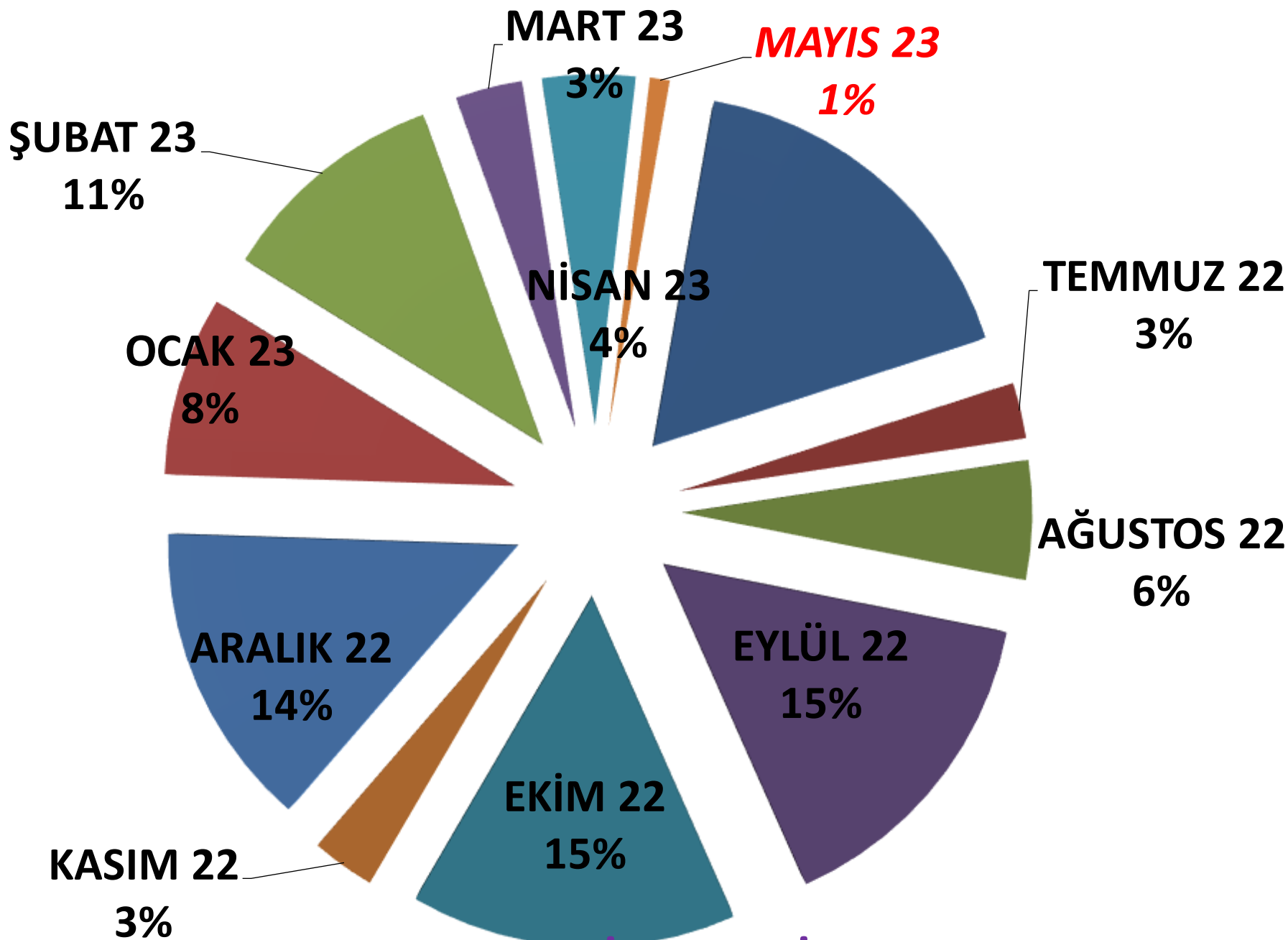
<b>ORTALAMA FİYAT</b>	<b>2021 MAYIS</b>	<b>2022 MAYIS</b>		<b>2023 MAYIS</b>	
MTS	-	-	-	-	59,35 TL
TTS	21,72 TL	141%	52,24 TL	13%	58,92 TL

# AYLIK B. HAŞHAŞ FİYAT TRENDİ (TL)



# AYLIK B. HAŞHAŞ İŞLEM MİKTARI (TON)





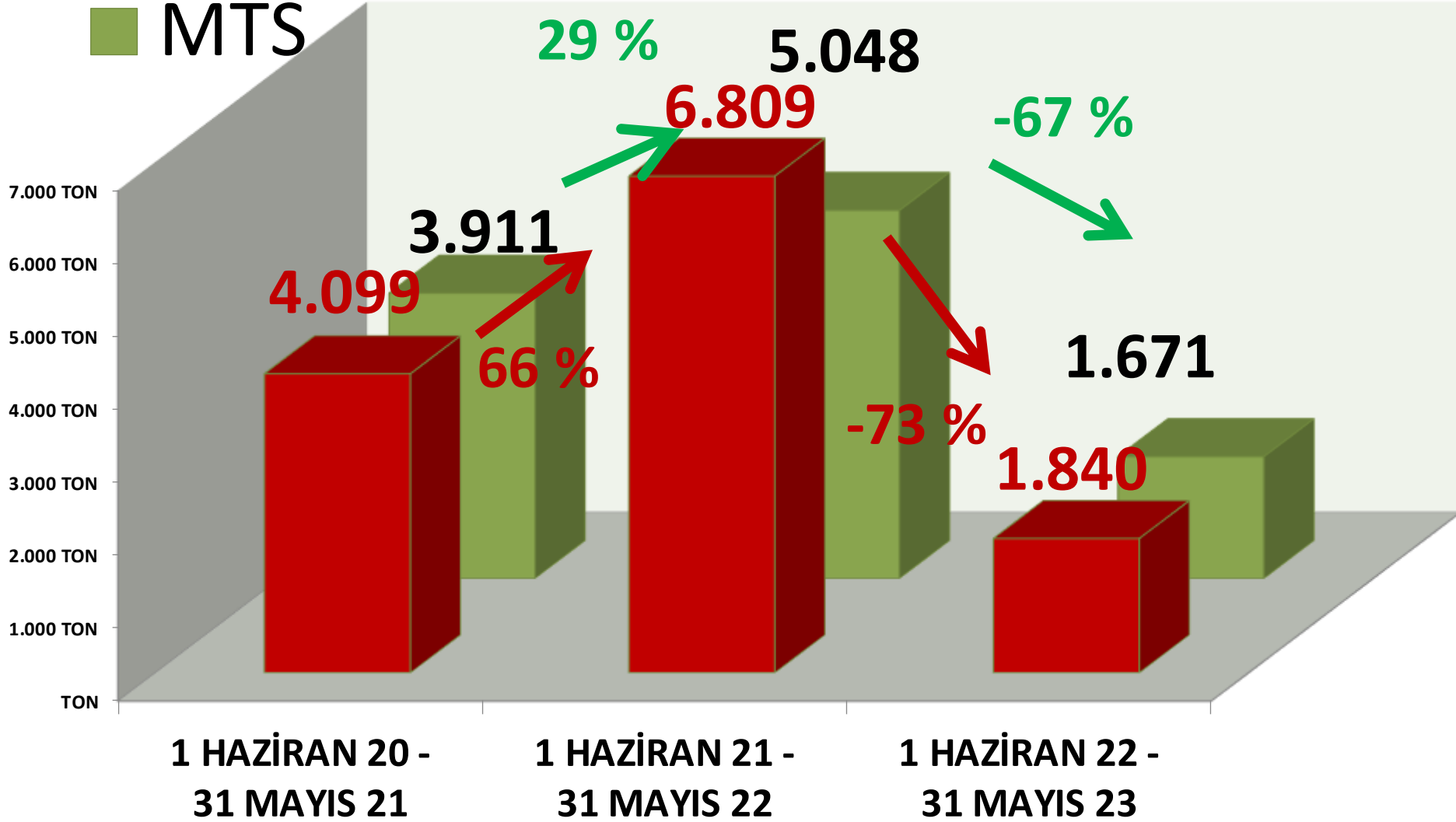
**AYLIK B. HAŞHAŞ MTS İŞLEM MİKTARI ORANLARI**



■ TTS

# YILLIK B. HAŞHAŞ İŞLEM MİKTARI (TON)

■ MTS



# MAYIS AYLARI B. HAŞHAŞ FİYAT TRENDİ (TL)

◆ MTS

■ TTS

MAYIS 14  
6,76

MAYIS 15  
6,48

MAYIS 16  
6,87

MAYIS 17  
8,22

MAYIS 18  
9,57

MAYIS 19  
19,36

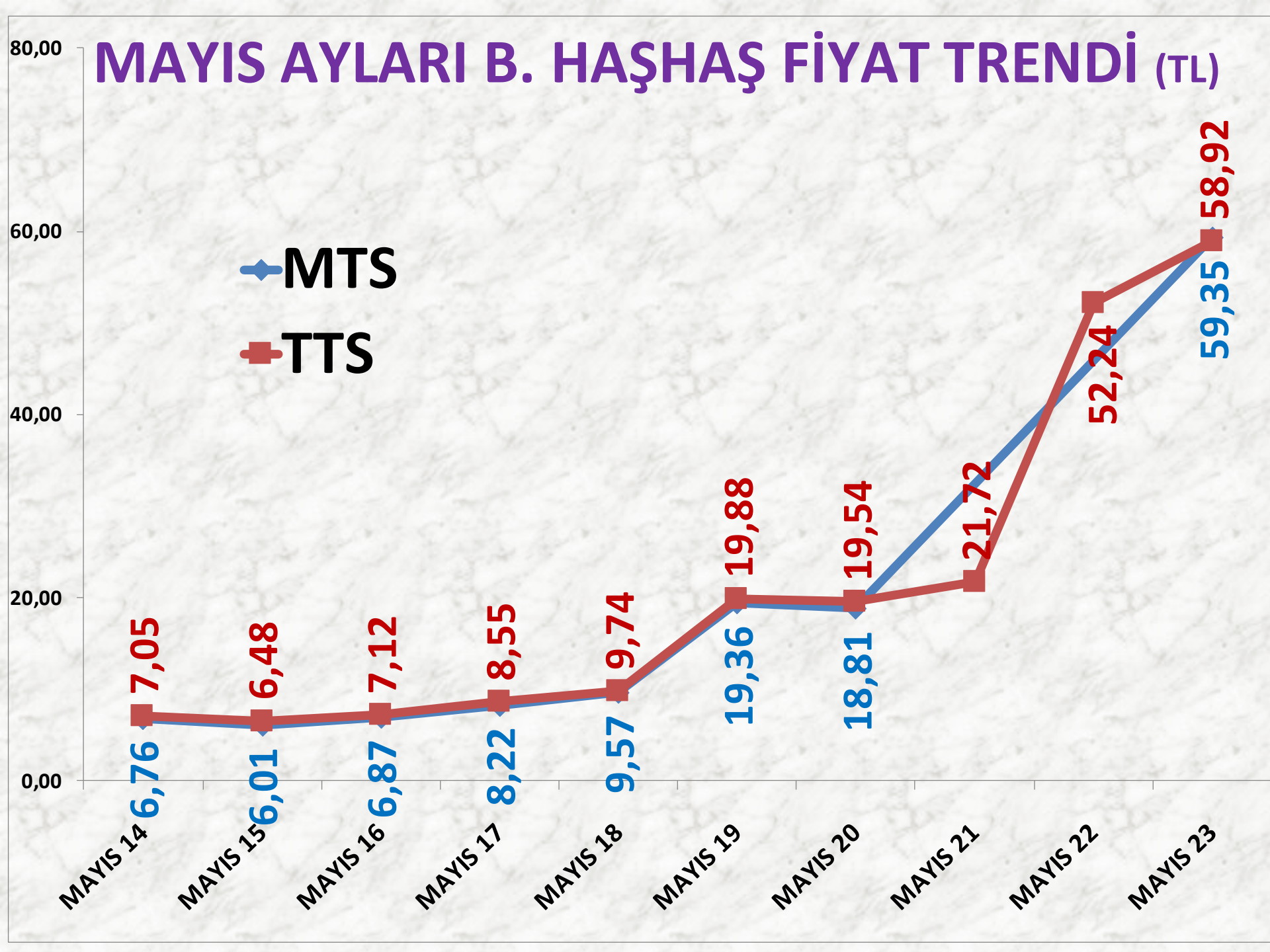
MAYIS 20  
18,81

MAYIS 21  
21,72

MAYIS 22  
52,24

MAYIS 23  
59,35

58,92



# MAVİ HAŞHAŞ

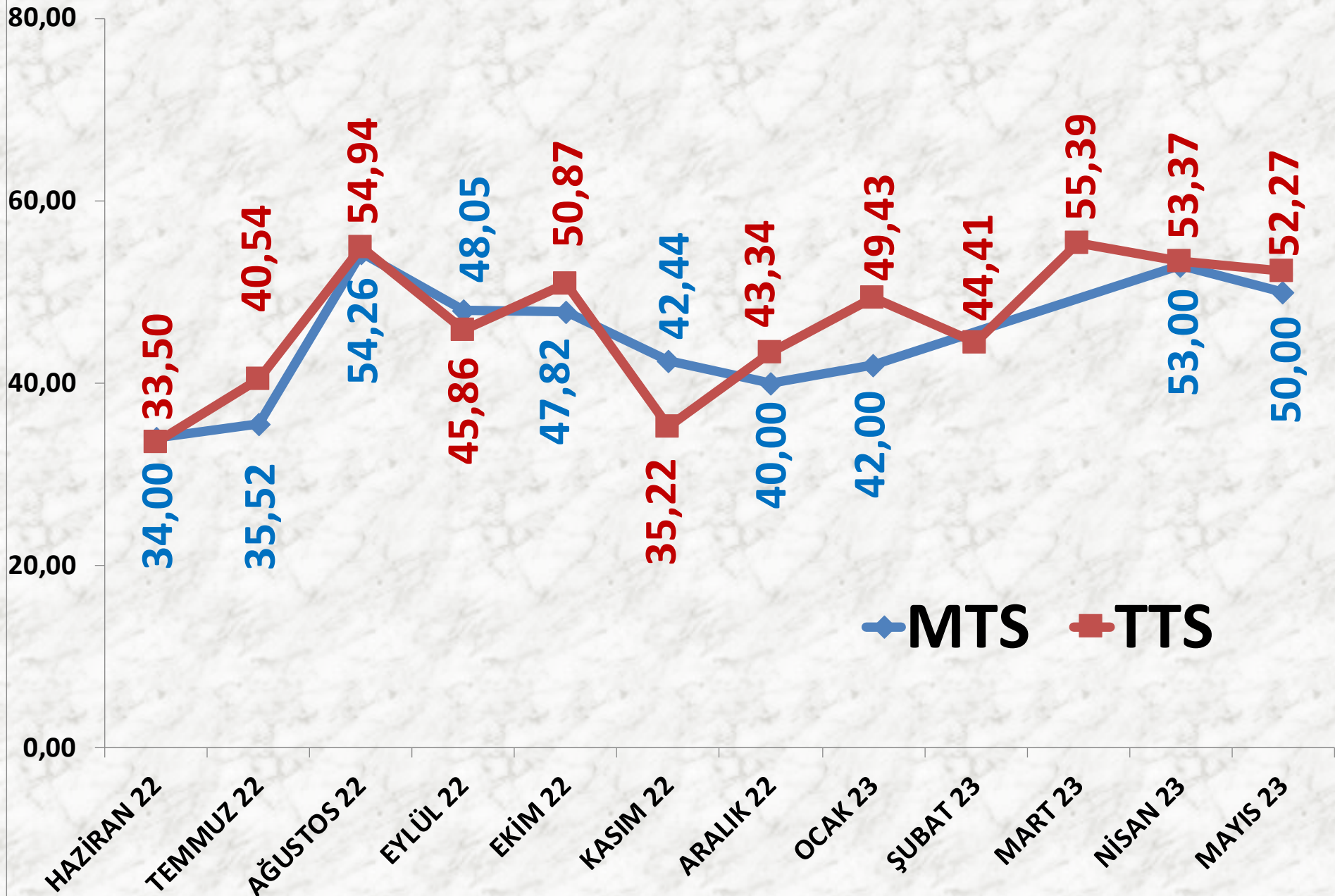
<b>İŞLEM MİKTARI TON</b>	<b>2021 MAYIS</b>	<b>2022 MAYIS</b>		<b>2023 MAYIS</b>	
MTS	28 TON	-100%	0	-	17 TON
TTS	35 TON	224%	112 TON	-45%	62 TON

<b>EN AZ FİYAT</b>	<b>2021 MAYIS</b>	<b>2022 MAYIS</b>		<b>2023 MAYIS</b>	
MTS	18,64 TL	-	-	-	50,00 TL
TTS	19,50 TL	20%	23,31 TL	115%	50,00 TL

<b>EN ÇOK FİYAT</b>	<b>2021 MAYIS</b>	<b>2022 MAYIS</b>		<b>2023 MAYIS</b>	
MTS	18,64 TL	-	-	-	50,00 TL
TTS	28,00 TL	17%	32,83 TL	104%	67,00 TL

<b>ORTALAMA FİYAT</b>	<b>2021 MAYIS</b>	<b>2022 MAYIS</b>		<b>2023 MAYIS</b>	
MTS	18,64 TL	-	-	-	50,00 TL
TTS	19,83 TL	42%	28,20 TL	85%	52,27 TL

# AYLIK MAVİ HAŞHAŞ FİYAT TRENDİ (TL)



# AYLIK MAVİ HAŞHAŞ İŞLEM MİKTARI (TON)

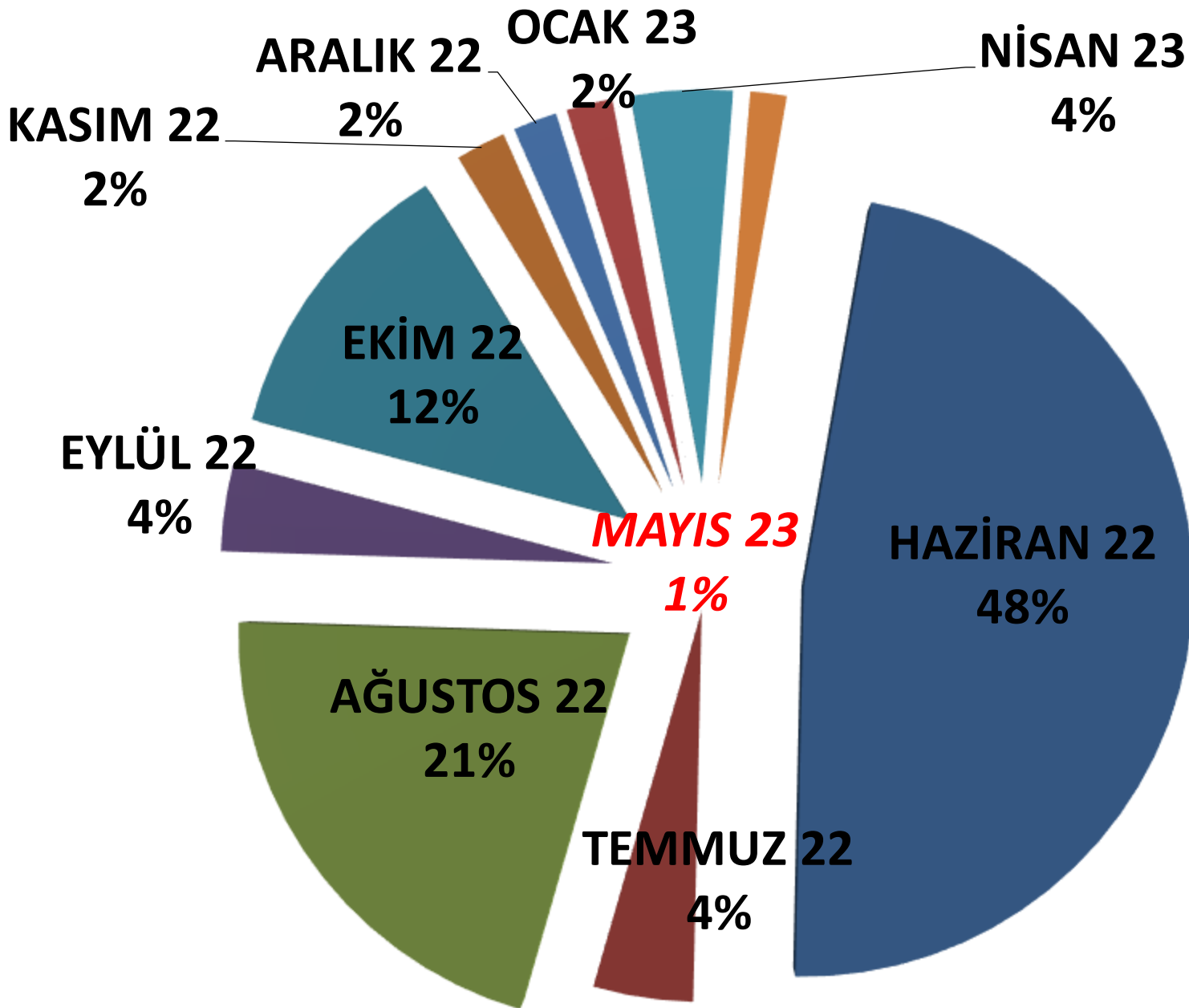
1000

■ MTS

■ TTS

0

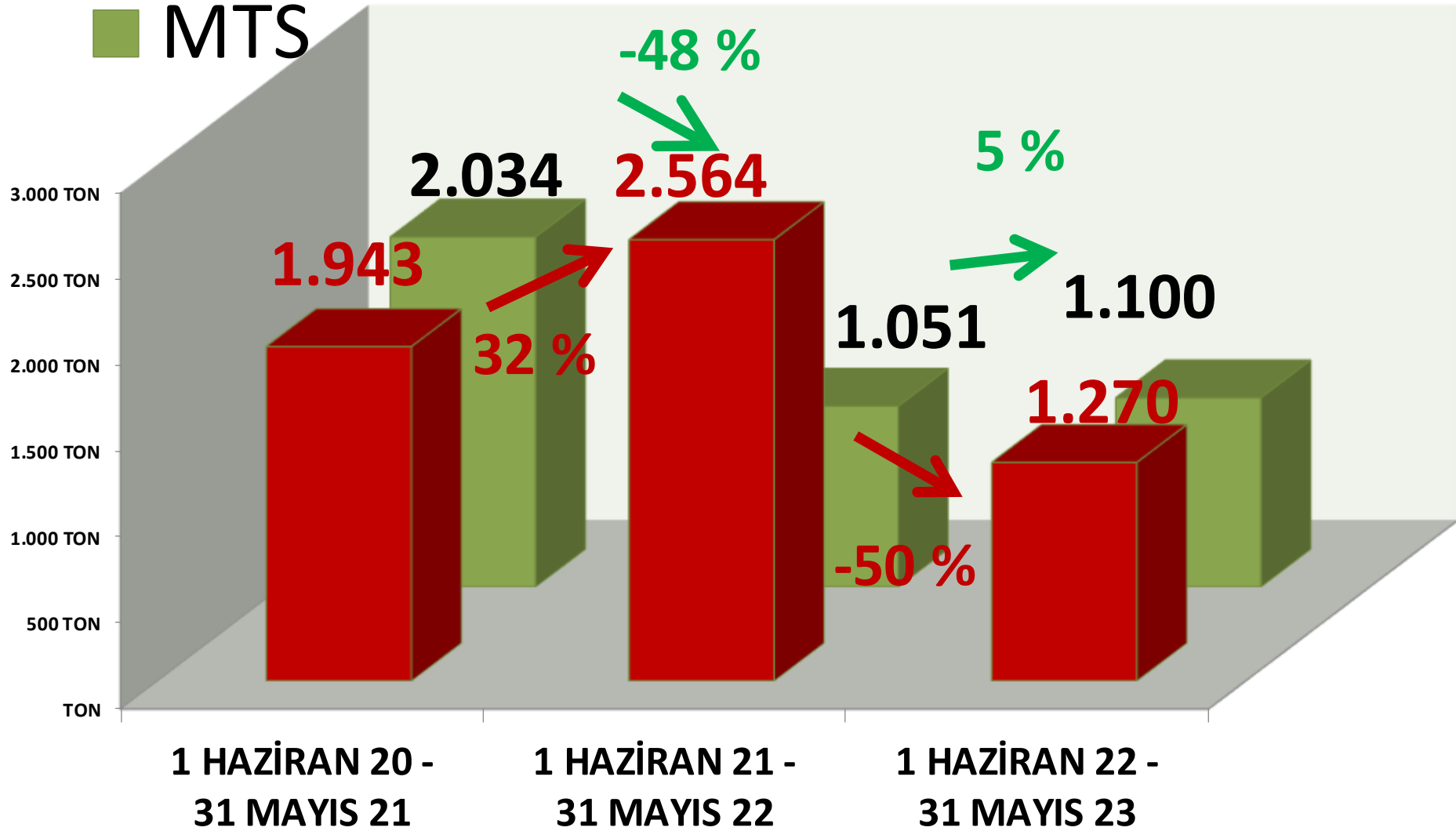




## AYLIK MAVİ MTS İŞLEM MİKTARI ORANLARI

# ■ TTS YILLIK MAVİ HAŞHAŞ İŞLEM MİKTARI


■ MTS





# MAYIS AYLARI MAVİ HAŞHAŞ FİYAT TRENDİ (TL)

◆ MTS  
■ TTS



# KÜTLÜ PAMUK

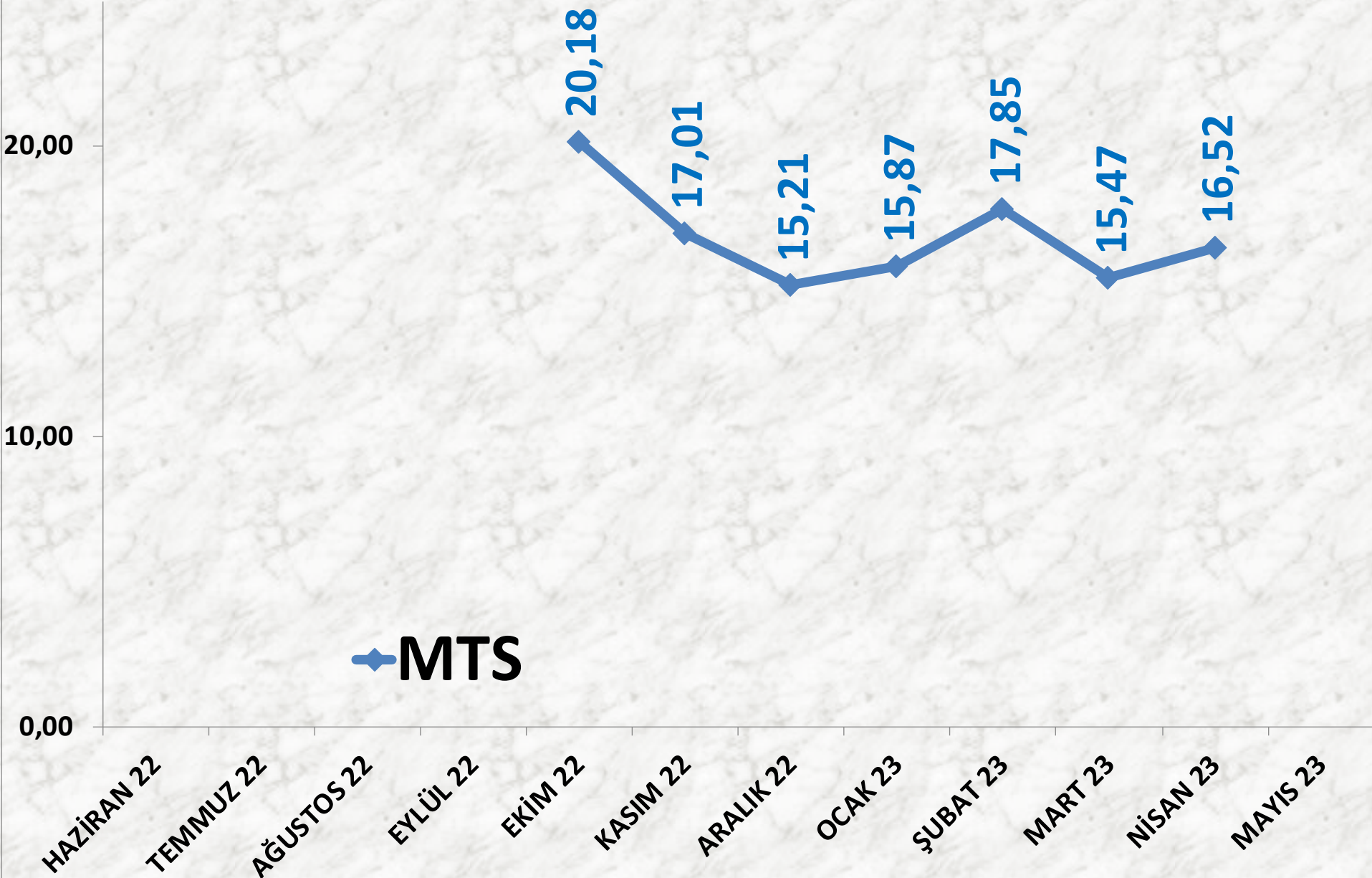
<b>İŞLEM MİKTARI TON</b>	<b>2021 MAYIS</b>	<b>2022 MAYIS</b>		<b>2023 MAYIS</b>	
<b>MTS</b>	<b>0</b>	-	<b>0</b>	-	<b>0</b>

<b>EN AZ FİYAT</b>	<b>2021 MAYIS</b>	<b>2022 MAYIS</b>		<b>2023 MAYIS</b>	
<b>MTS</b>	-	-	-	-	-

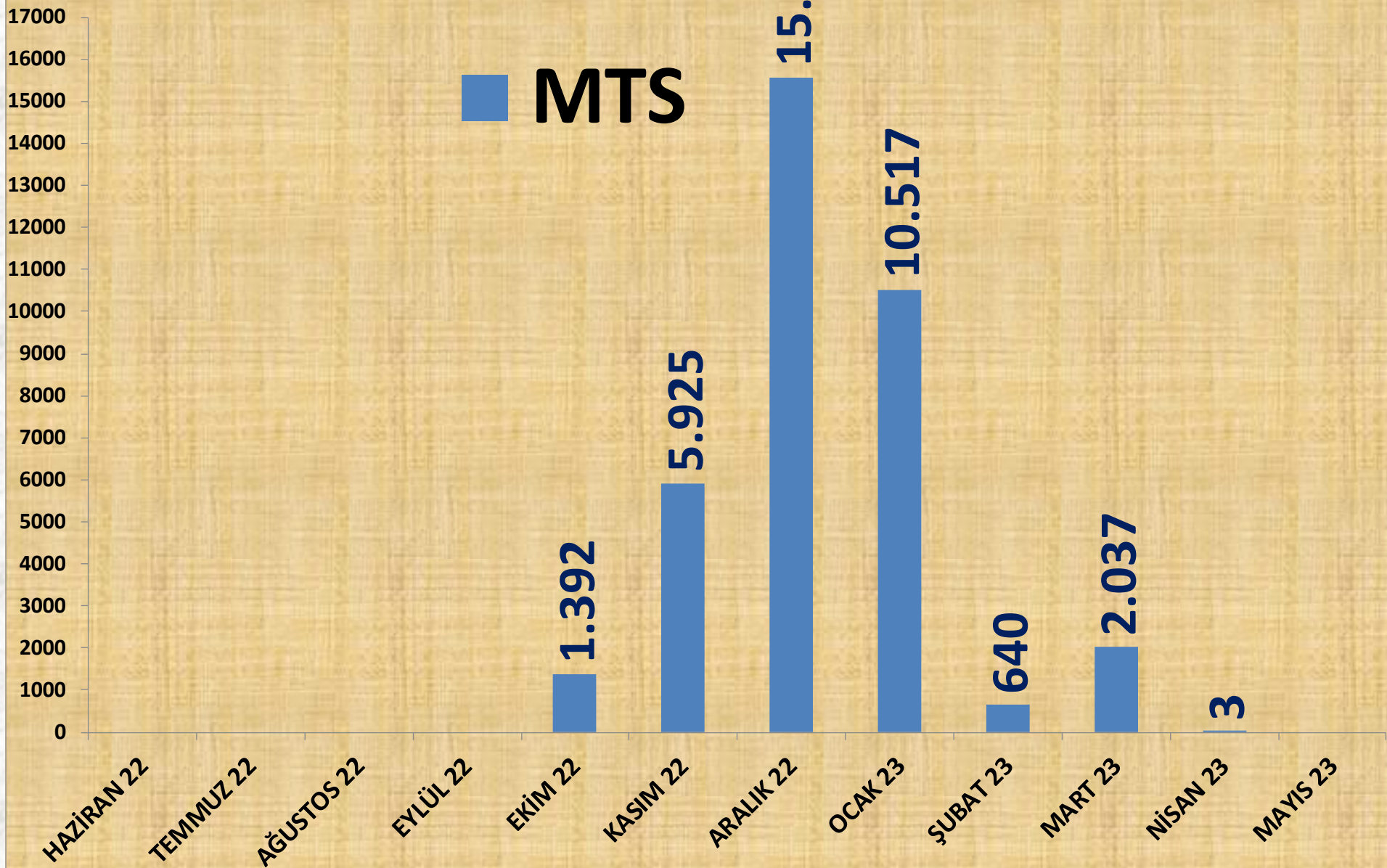
<b>EN ÇOK FİYAT</b>	<b>2021 MAYIS</b>	<b>2022 MAYIS</b>		<b>2023 MAYIS</b>	
<b>MTS</b>	-	-	-	-	-

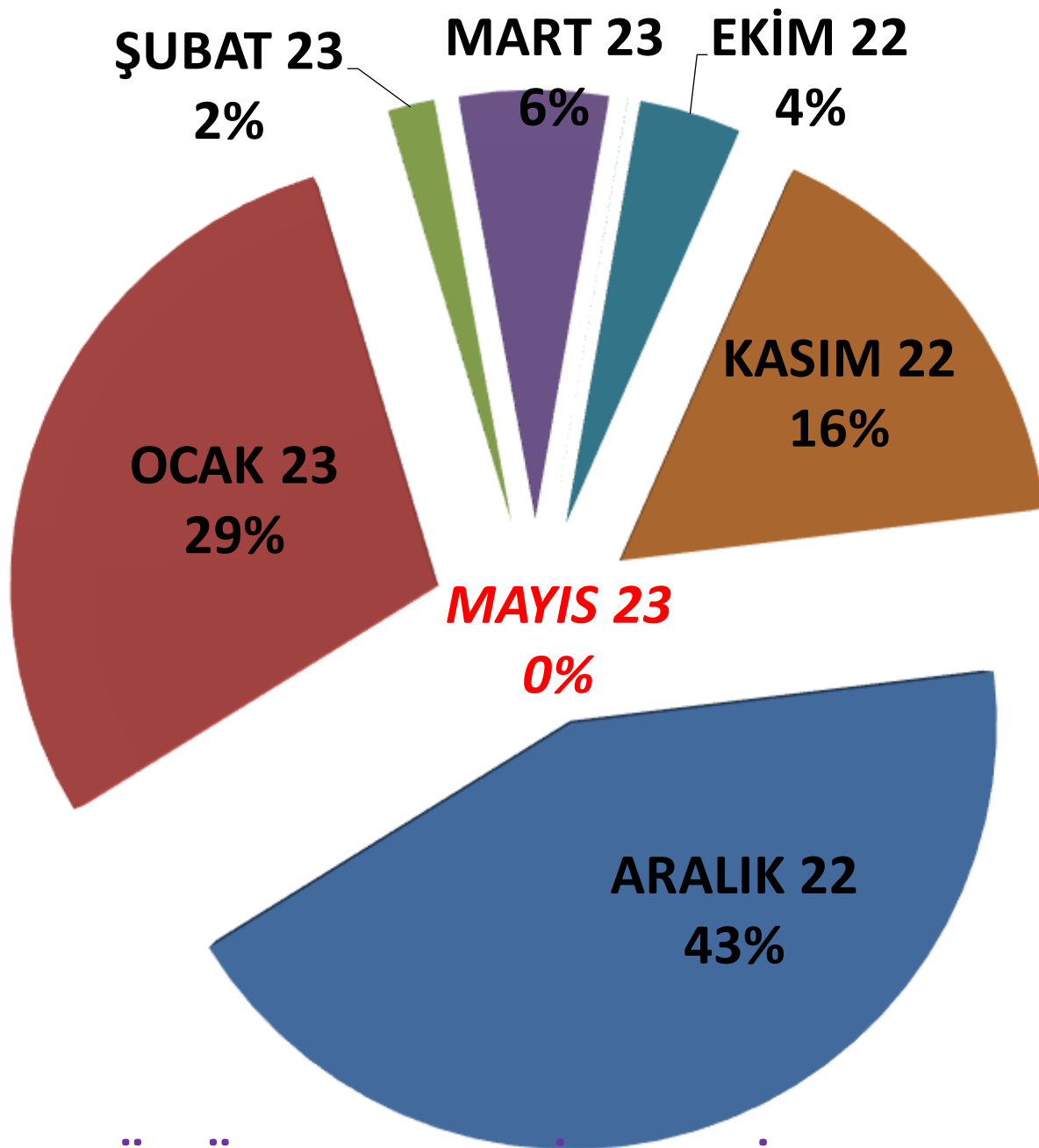
<b>ORTALAMA FİYAT</b>	<b>2021 MAYIS</b>	<b>2022 MAYIS</b>		<b>2023 MAYIS</b>	
<b>MTS</b>	-	-	-	-	-

# AYLIK KÜTLÜ PAMUK FİYAT TRENDİ (TL)



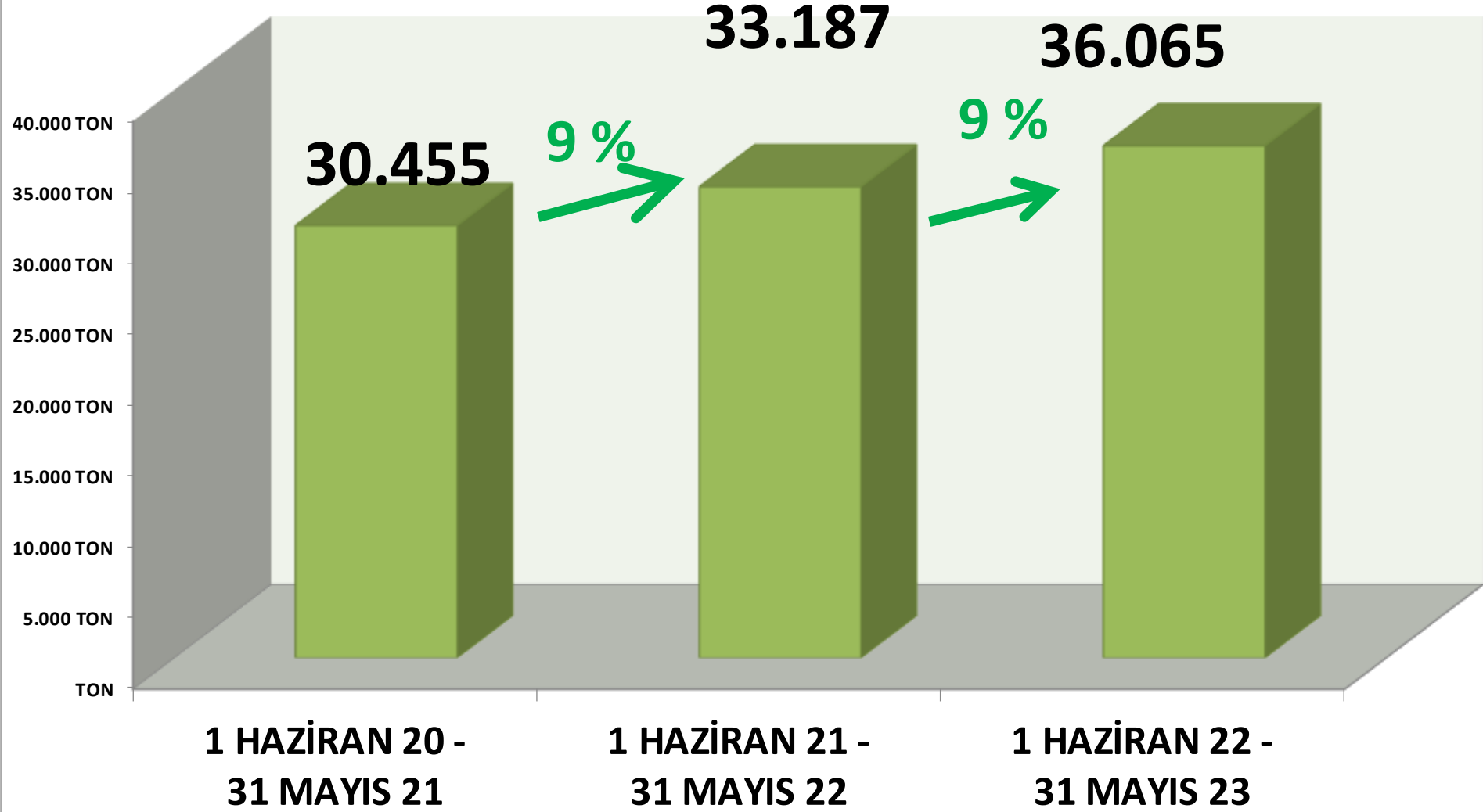
# AYLIK KÜTLÜ PAMUK İŞLEM MİKTARI (TON)





**AYLIK KÜTLÜ PAMUK MTS İŞLEM MİKTARI ORANLARI**

# YILLIK KÜTLÜ PAMUK İŞLEM MİKTARI



# MAYIS AYLARI ÇİĞİTLİ PAMUK FİYAT TRENDİ (TL)

20,00  
10,00  
0,00

◆ MTS

MAYIS 14

MAYIS 15

MAYIS 16

MAYIS 17

MAYIS 18

MAYIS 19

MAYIS 20

MAYIS 21

MAYIS 22

MAYIS 23



# MAHLIÇ PAMUK

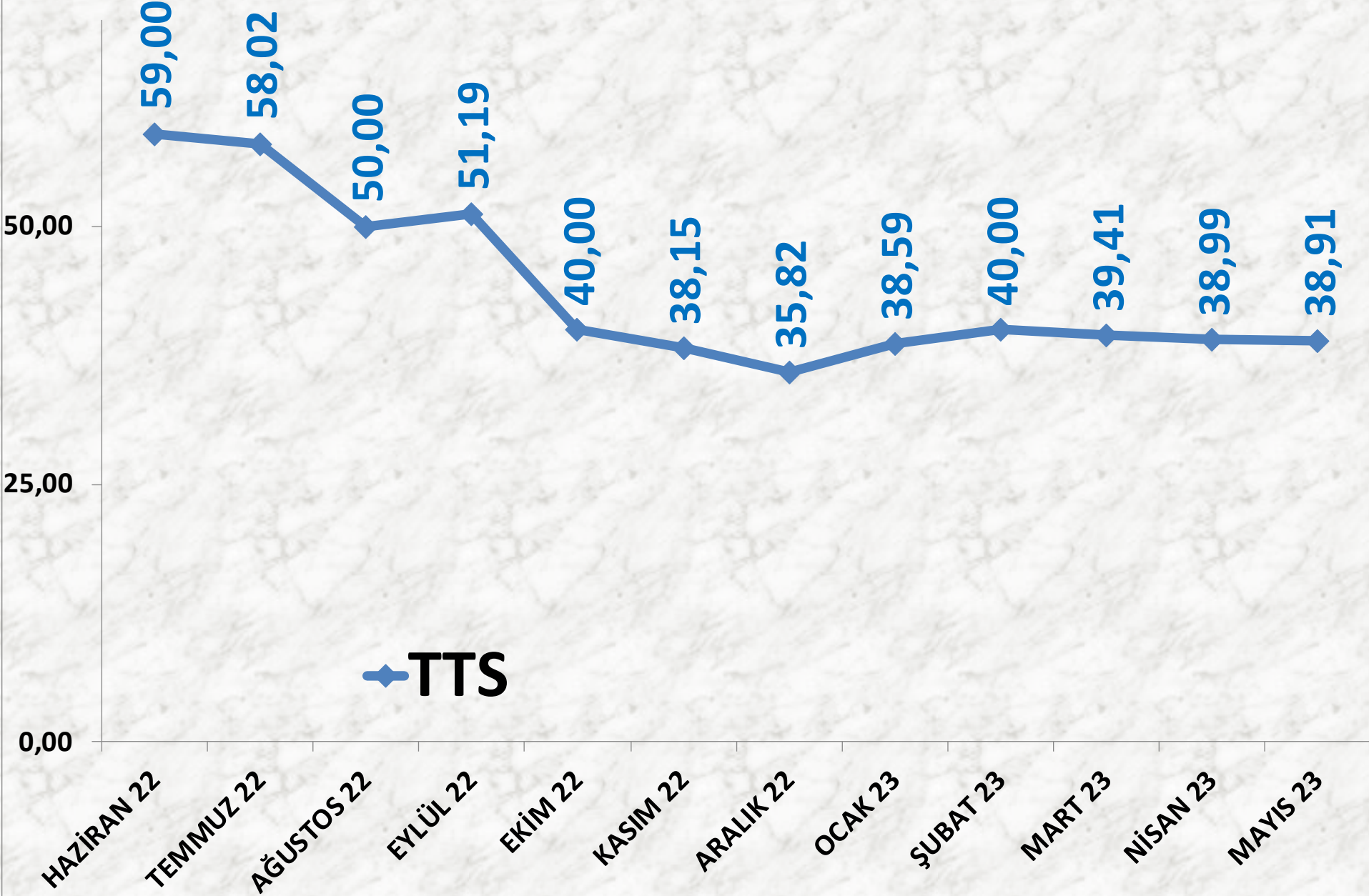
<b>İŞLEM MİKTARI TON</b>	<b>2021 MAYIS</b>	<b>2022 MAYIS</b>		<b>2023 MAYIS</b>	
MTS	386 TON	-86%	56 TON	1822%	1.067 TON

<b>EN AZ FİYAT</b>	<b>2021 MAYIS</b>	<b>2022 MAYIS</b>		<b>2023 MAYIS</b>	
MTS	16,34 TL	261%	59,00 TL	-44%	33,00 TL

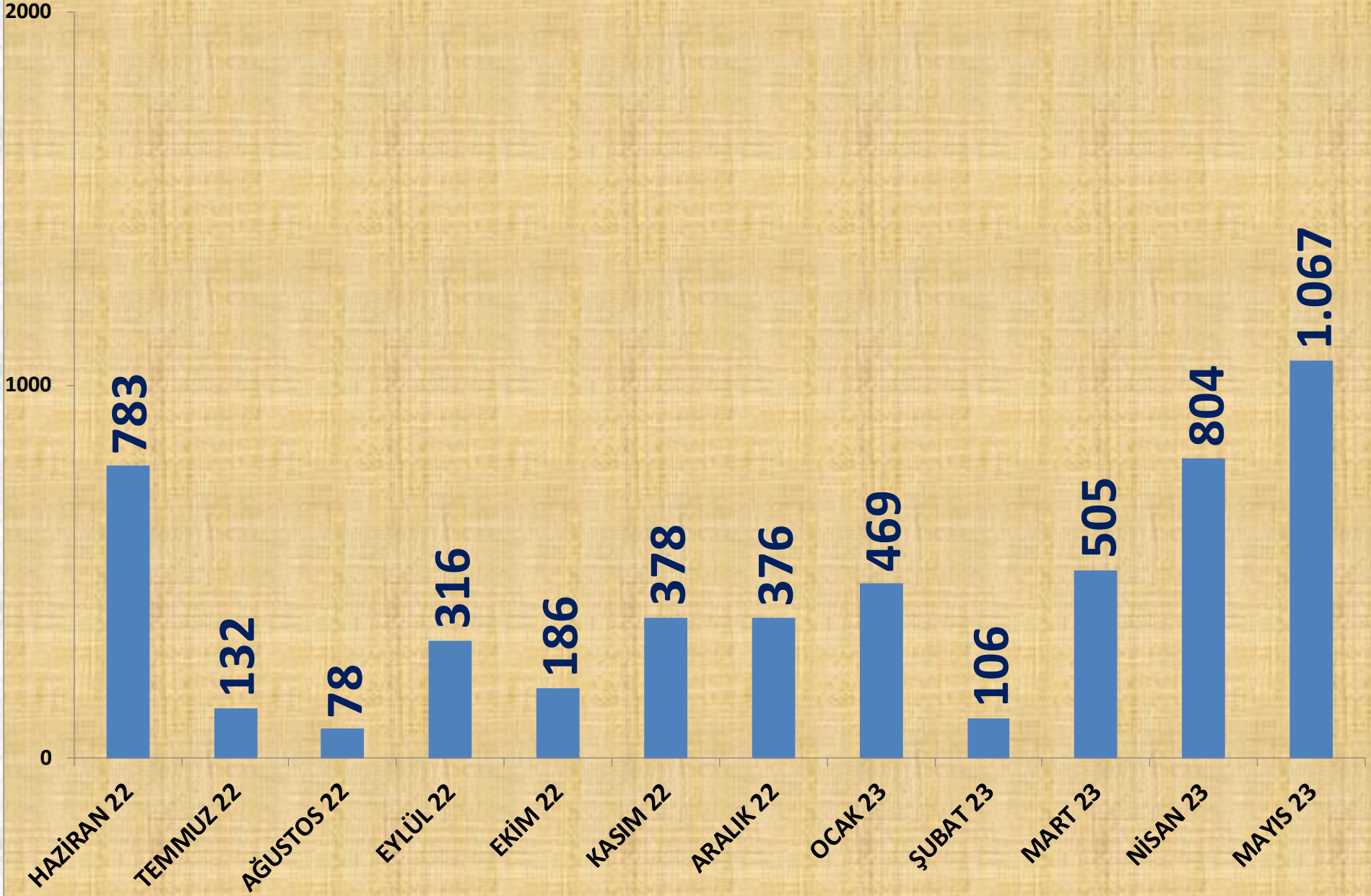
<b>EN ÇOK FİYAT</b>	<b>2021 MAYIS</b>	<b>2022 MAYIS</b>		<b>2023 MAYIS</b>	
MTS	18,30 TL	222%	59,00 TL	-31%	40,80 TL

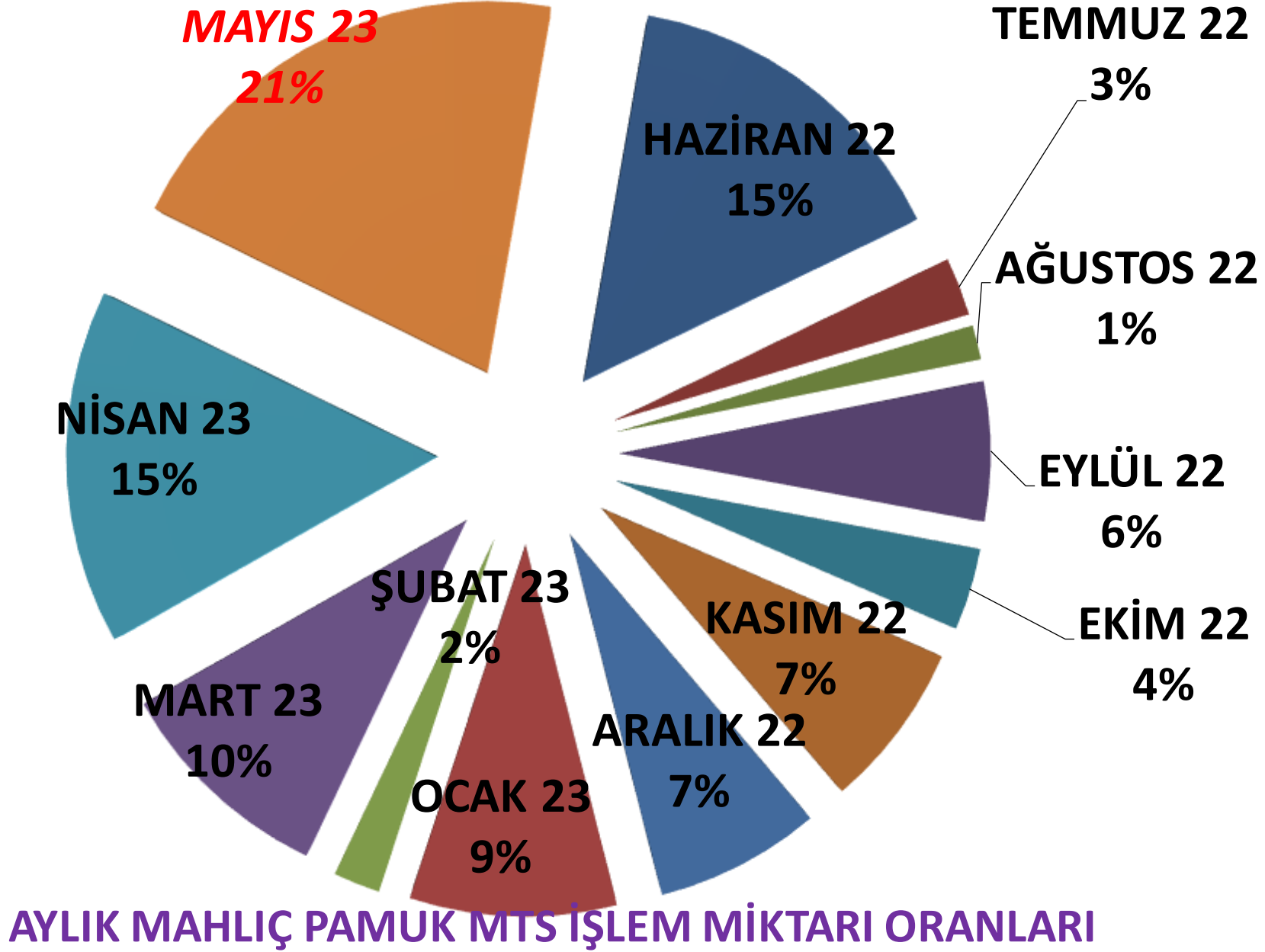
<b>ORTALAMA FİYAT</b>	<b>2021 MAYIS</b>	<b>2022 MAYIS</b>		<b>2023 MAYIS</b>	
MTS	16,78 TL	252%	59,00 TL	-34%	38,91 TL

# AYLIK MAHLIÇ PAMUK FİYAT TRENDİ (TL)

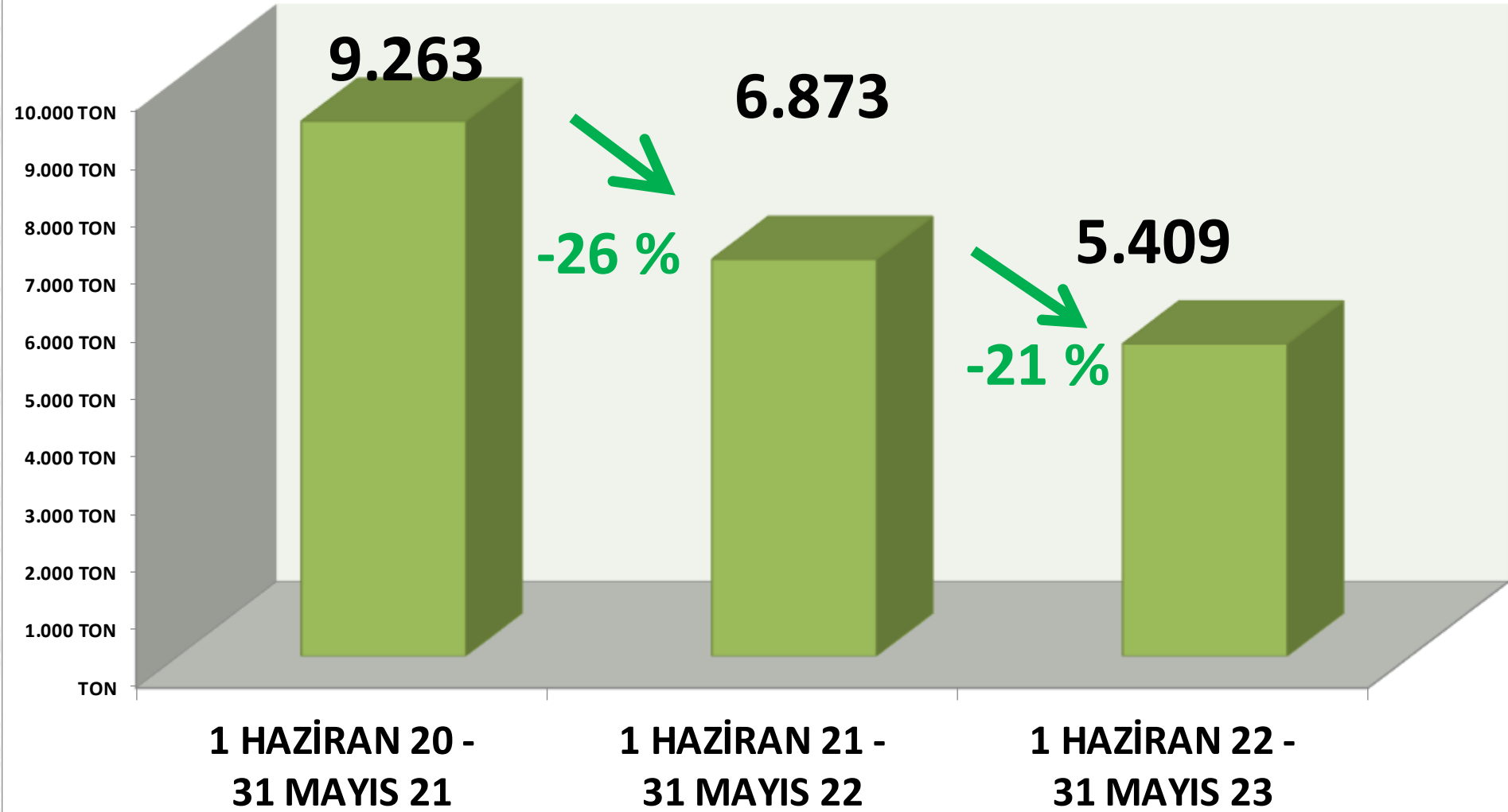


# AYLIK MAHLIÇ PAMUK İŞLEM MİKTARI (TON)

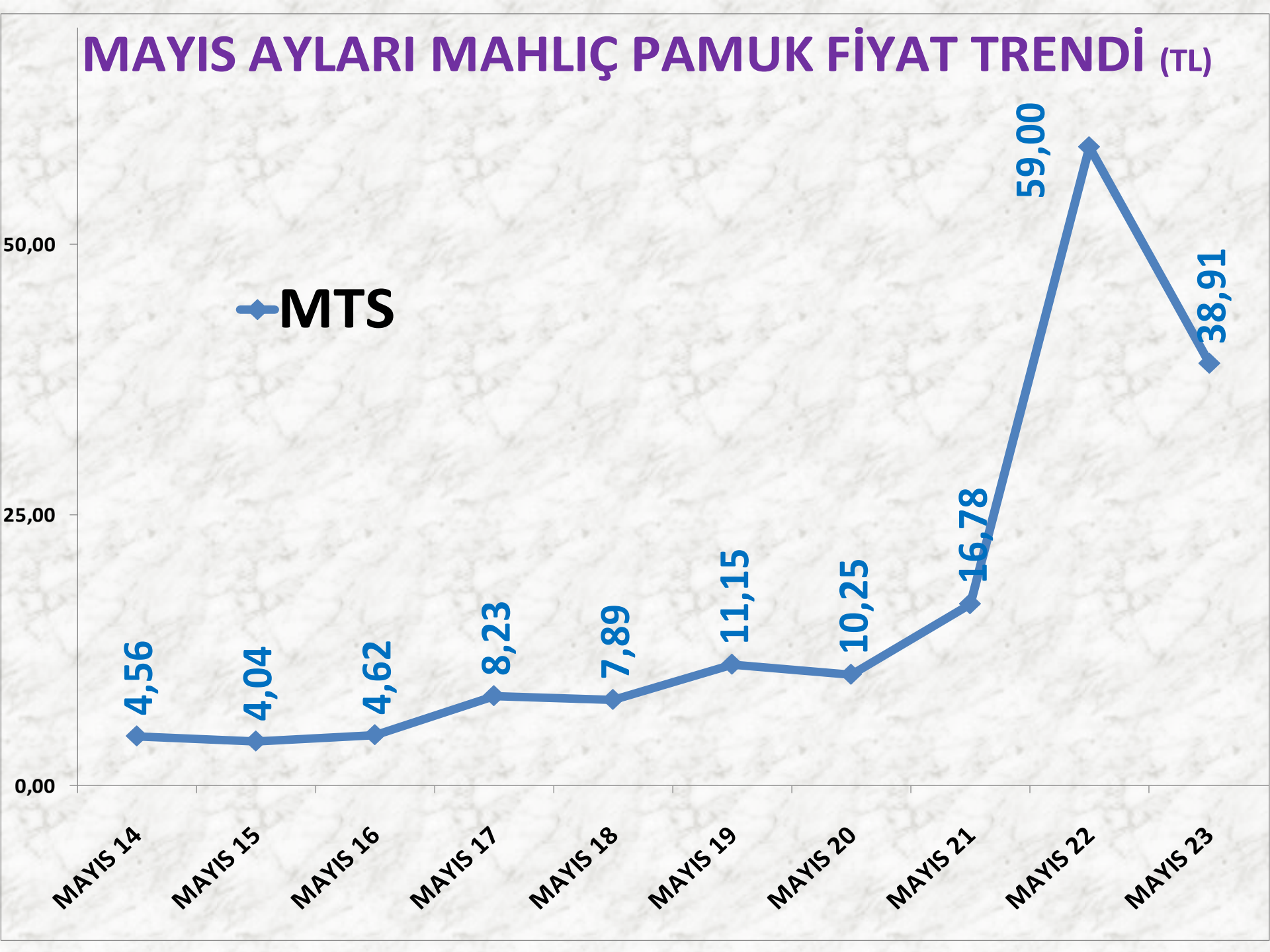




# YILLIK MAHLIÇ PAMUK İŞLEM MİKTARI



# MAYIS AYLARI MAHLIÇ PAMUK FİYAT TRENDİ (TL)



# KEKİK

<b>İŞLEM MİKTARI TON</b>	<b>2021 MAYIS</b>	<b>2022 MAYIS</b>		<b>2023 MAYIS</b>	
MTS	301 TON	-50%	151 TON	399%	755 TON
TTS	233 TON	-28%	167 TON	270%	619 TON

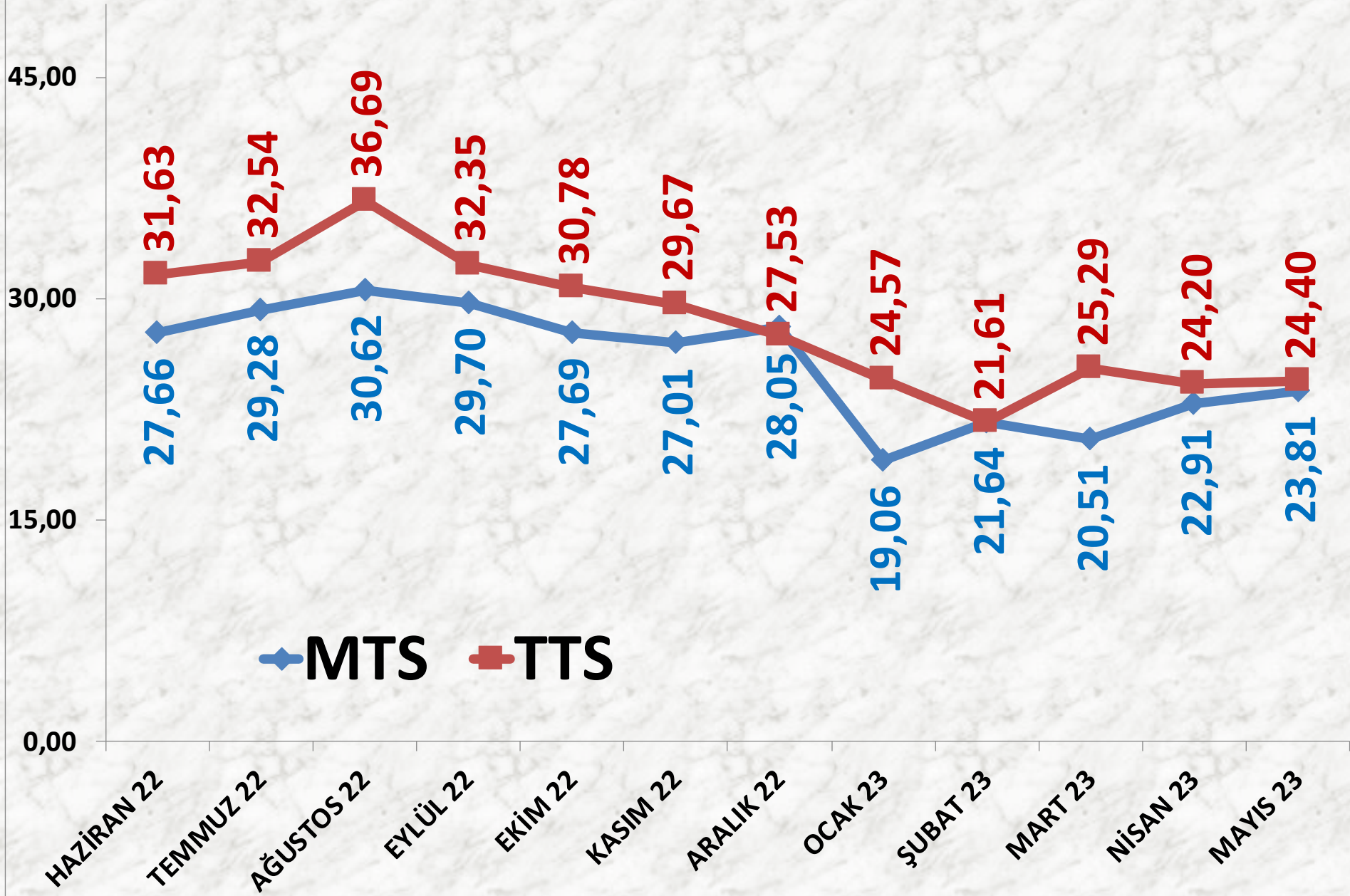
<b>EN AZ FİYAT</b>	<b>2021 MAYIS</b>	<b>2022 MAYIS</b>		<b>2023 MAYIS</b>	
MTS	9,30 TL	109%	19,47 TL	-18%	16,00 TL
TTS	10,80 TL	96%	21,14 TL	-29%	15,00 TL

<b>EN ÇOK FİYAT</b>	<b>2021 MAYIS</b>	<b>2022 MAYIS</b>		<b>2023 MAYIS</b>	
MTS	13,50 TL	98%	26,69 TL	10%	29,45 TL
TTS	23,00 TL	122%	51,11 TL	54%	78,54 TL

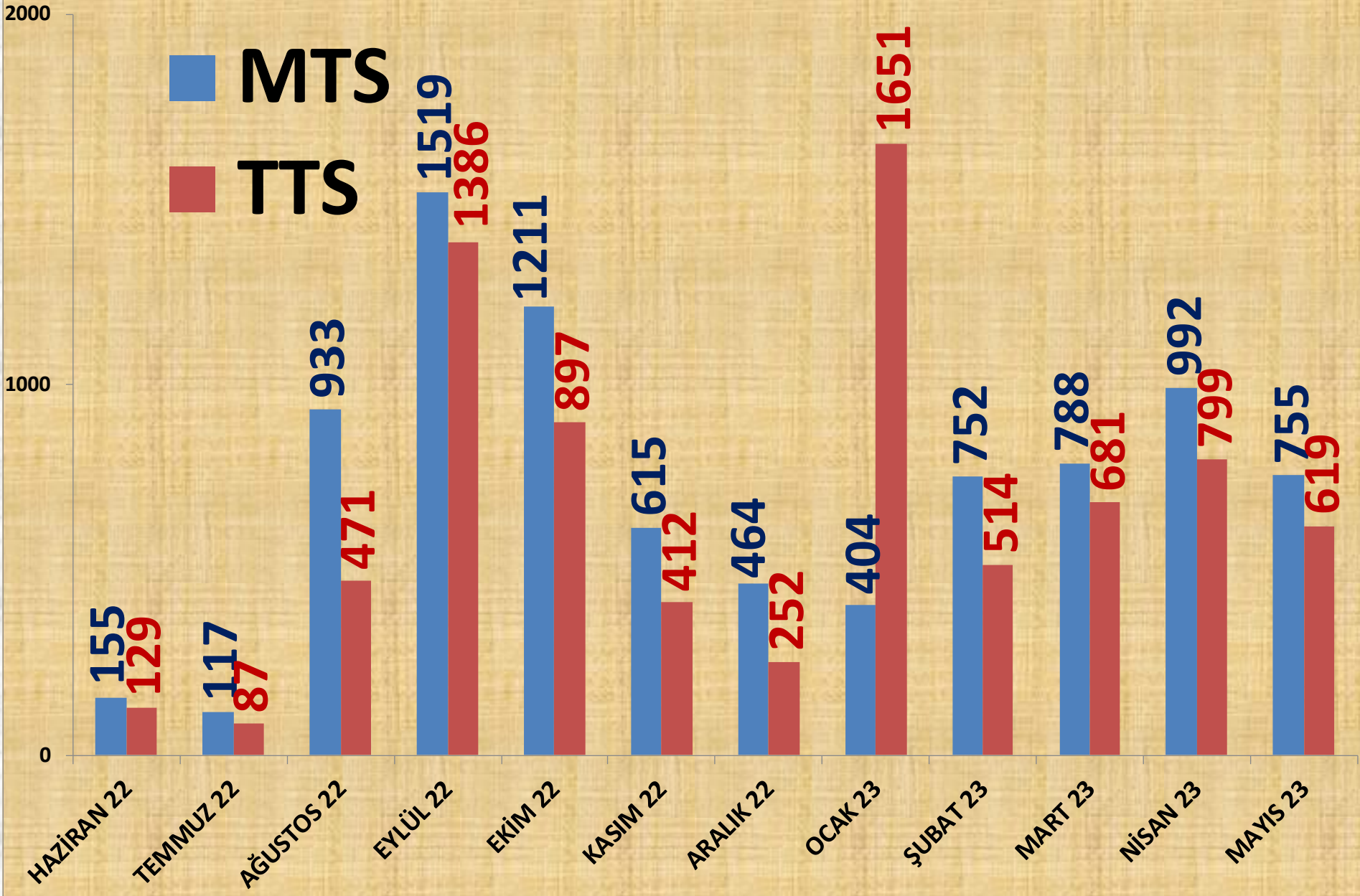
<b>ORTALAMA FİYAT</b>	<b>2021 MAYIS</b>	<b>2022 MAYIS</b>		<b>2023 MAYIS</b>	
MTS	10,81 TL	124%	24,20 TL	-2%	23,81 TL
TTS	13,61 TL	161%	35,48 TL	-31%	24,40 TL

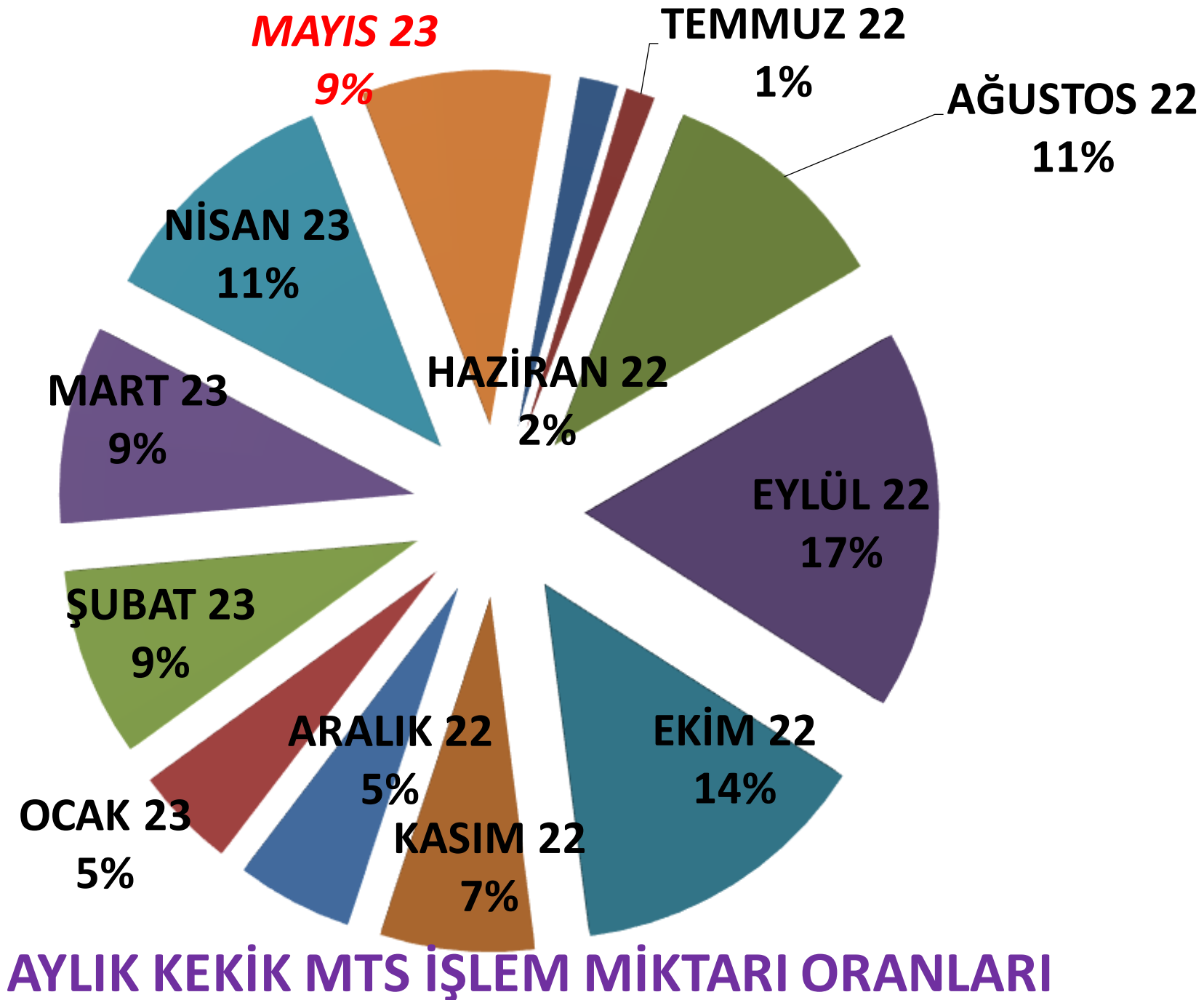


# AYLIK KEKİK FİYAT TRENDİ<sub>(TL)</sub>



# AYLIK KEKİK İŞLEM MİKTARI (TON)

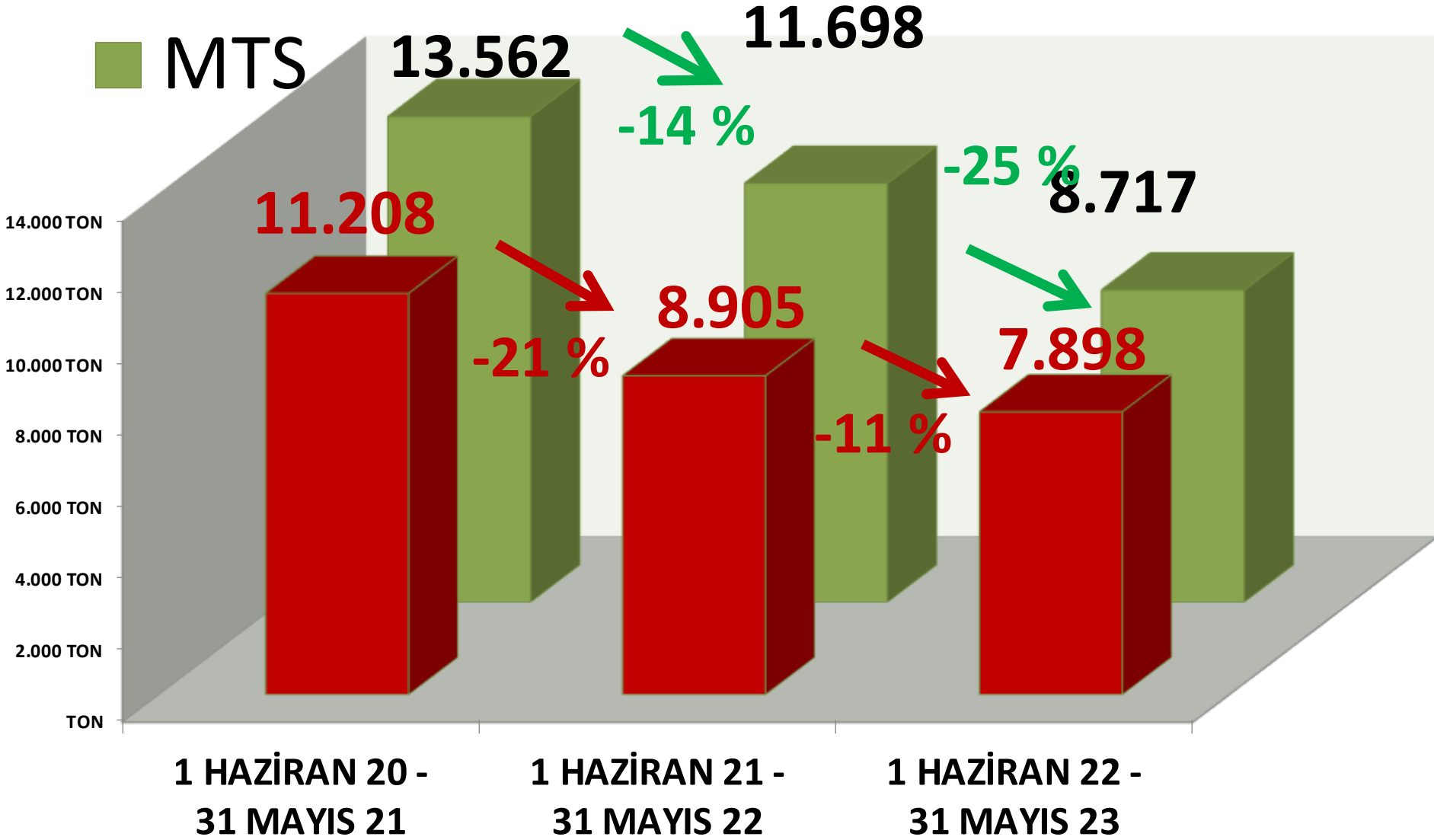




■ TTS

# YILLIK KEKİK İŞLEM MİKTARI (TON)

■ MTS



# ANASON

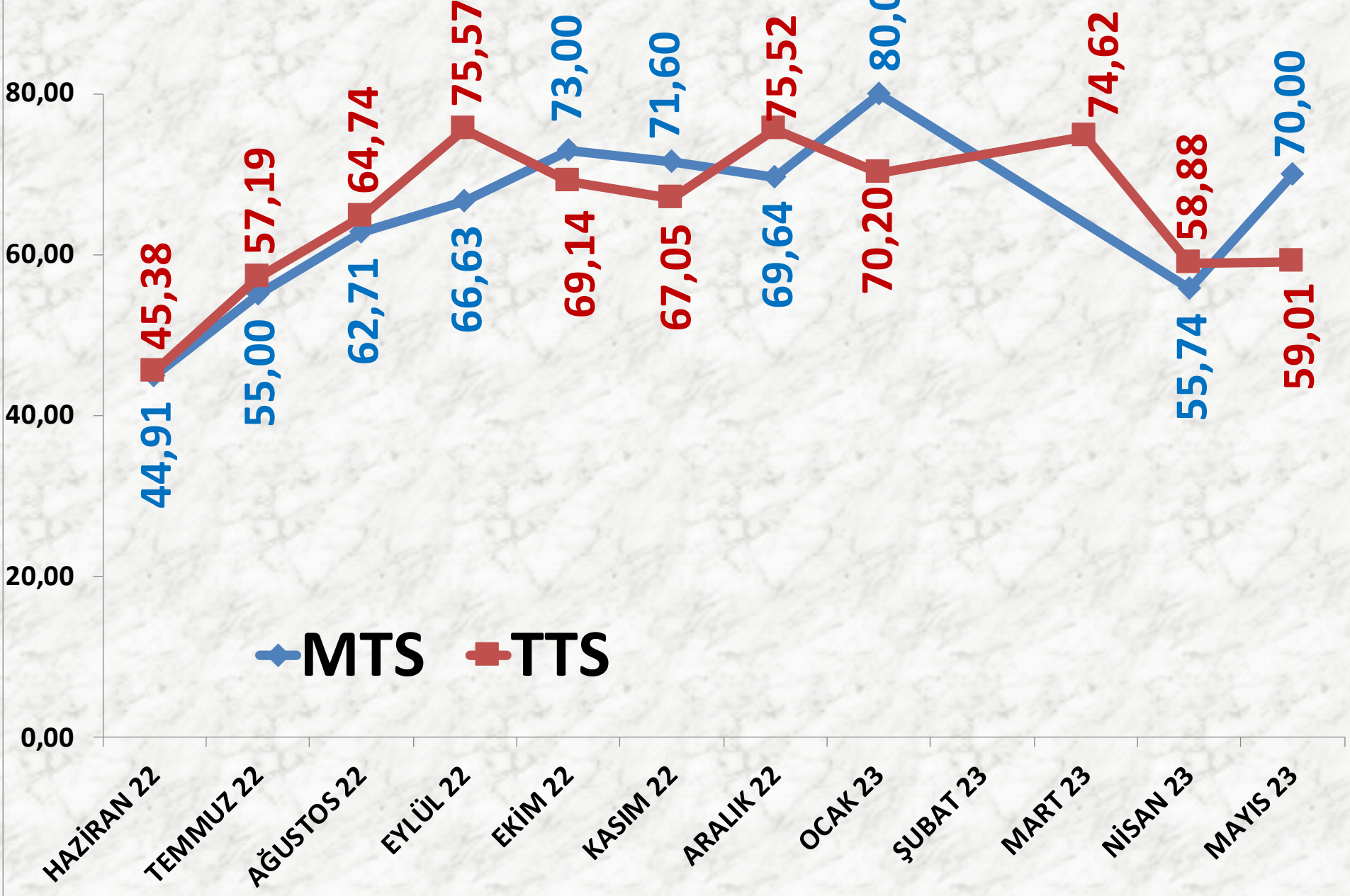
<b>İŞLEM MİKTARI TON</b>	<b>2021 MAYIS</b>	<b>2022 MAYIS</b>		<b>2023 MAYIS</b>	
MTS	62 TON	-99%	1 TON	217%	2 TON
TTS	44 TON	-88%	5 TON	1790%	98 TON

<b>EN AZ FİYAT</b>	<b>2021 MAYIS</b>	<b>2022 MAYIS</b>		<b>2023 MAYIS</b>	
MTS	18,79 TL	92%	36,01 TL	94%	70,00 TL
TTS	21,40 TL	109%	44,73 TL	30%	58,00 TL

<b>EN ÇOK FİYAT</b>	<b>2021 MAYIS</b>	<b>2022 MAYIS</b>		<b>2023 MAYIS</b>	
MTS	19,00 TL	90%	36,01 TL	94%	70,00 TL
TTS	23,90 TL	87%	44,73 TL	95%	87,33 TL

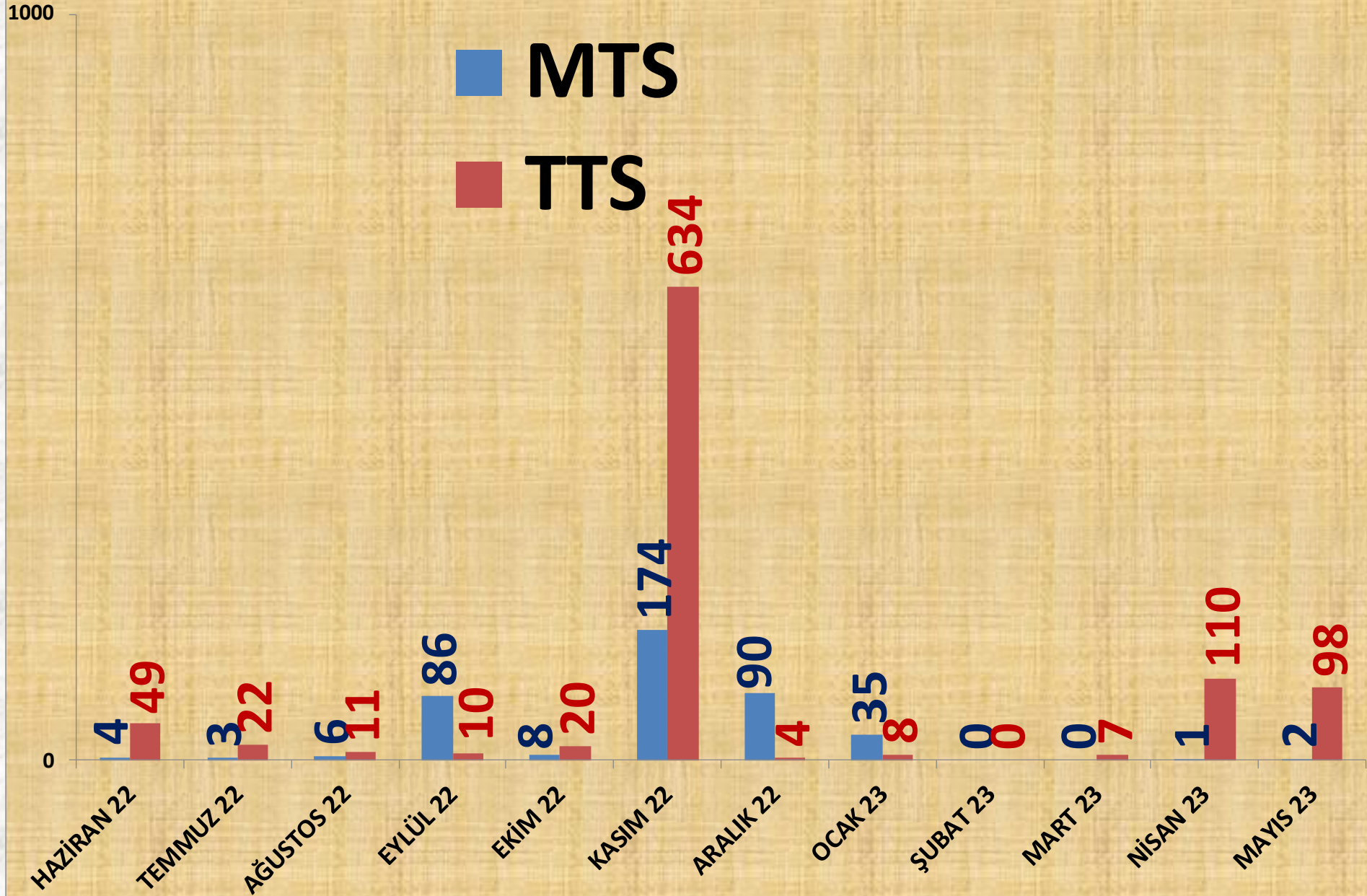
<b>ORTALAMA FİYAT</b>	<b>2021 MAYIS</b>	<b>2022 MAYIS</b>		<b>2023 MAYIS</b>	
MTS	18,93 TL	90%	36,01 TL	94%	70,00 TL
TTS	21,75 TL	106%	44,73 TL	32%	59,01 TL

# AYLIK ANASON FİYAT TRENDİ (TL)

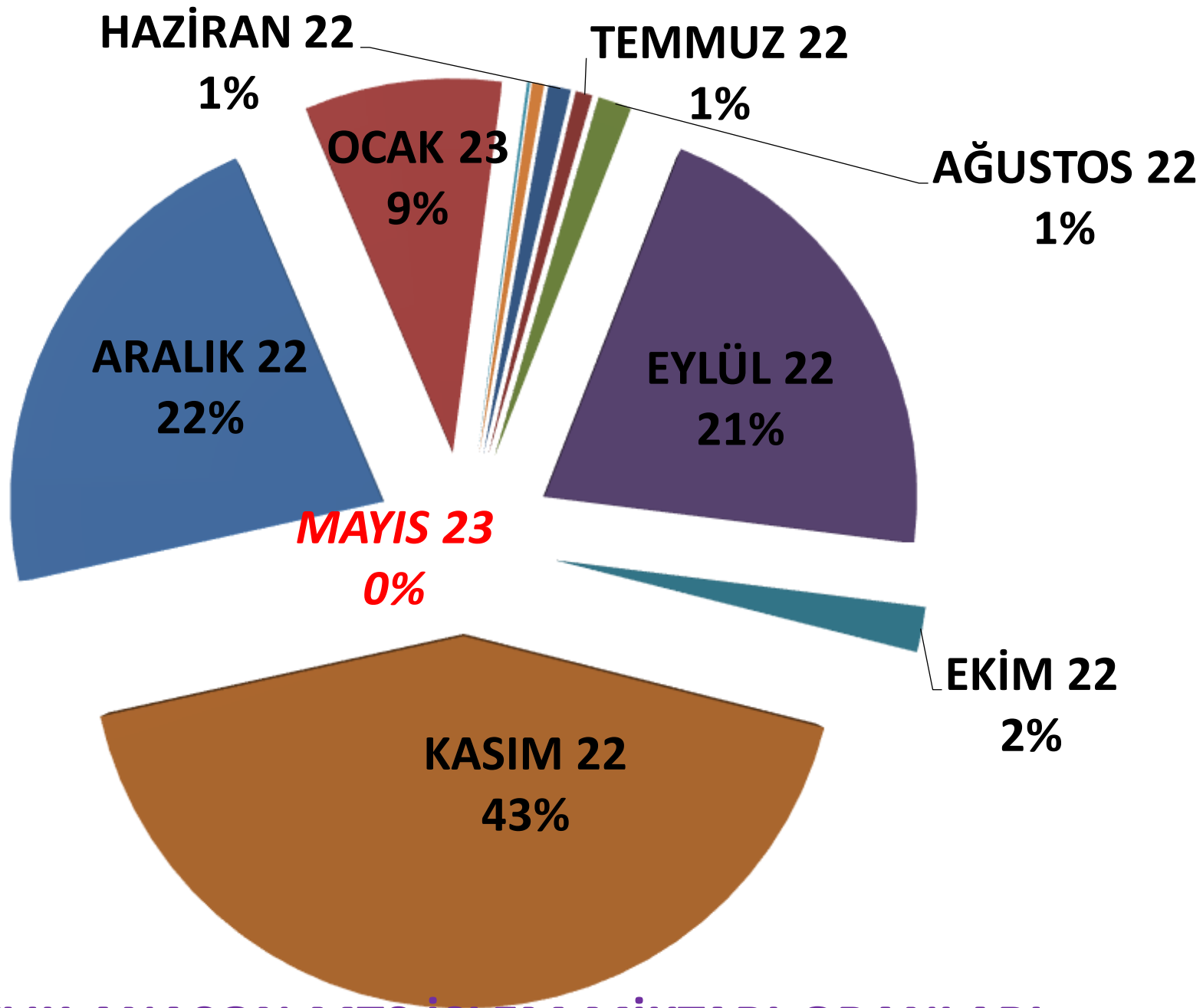




# AYLIK ANASON İŞLEM MİKTARI (TON)





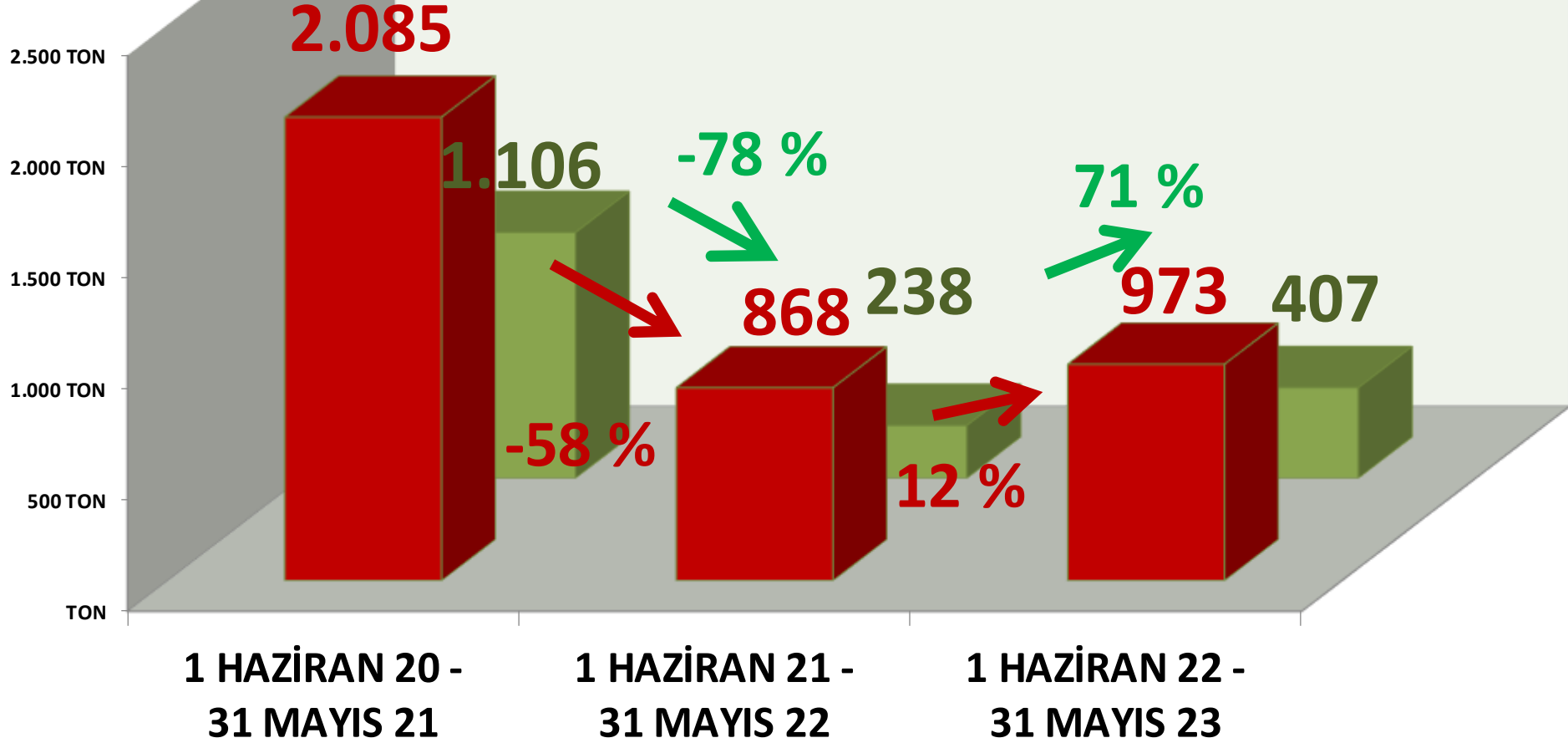


**AYLIK ANASON MTS İŞLEM MİKTARI ORANLARI**

■ TTS

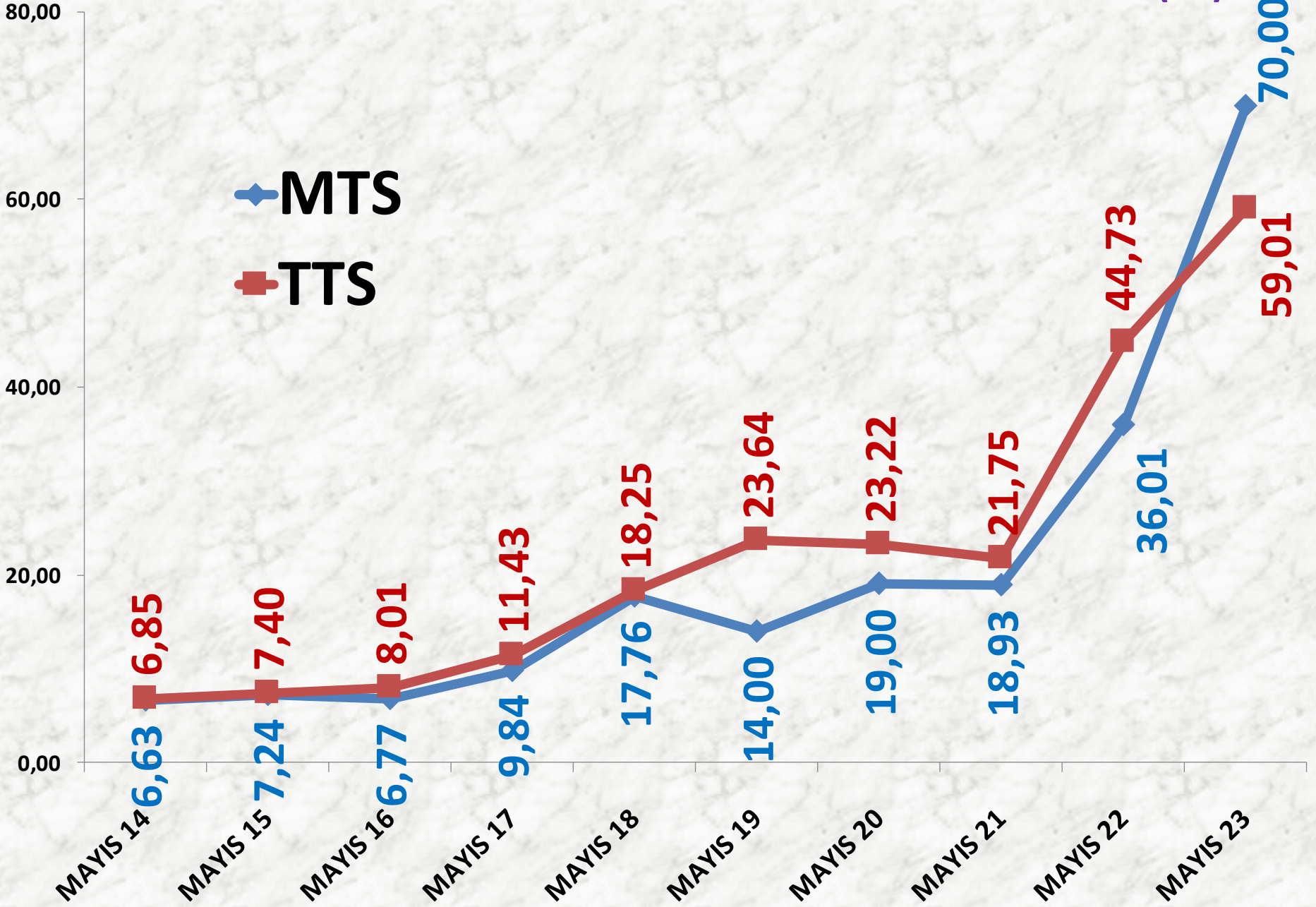
# YILLIK ANASON İŞLEM MİKTARI (TON)

■ MTS



# MAYIS AYLARI ANASON FİYAT TRENDİ (TL)

◆ MTS  
■ TTS



# KASAPLIK CANLI HAYVAN

## BÜYÜKBAŞ İŞLEM MİKTARI

İŞLEM MİKTARI ADET	2021 MAYIS	2022 MAYIS	2023 MAYIS		
MTS	1.297 ADET	27%	1.648 ADET	-29%	1.168 ADET
TTS	264 ADET	28%	339 ADET	183%	961 ADET

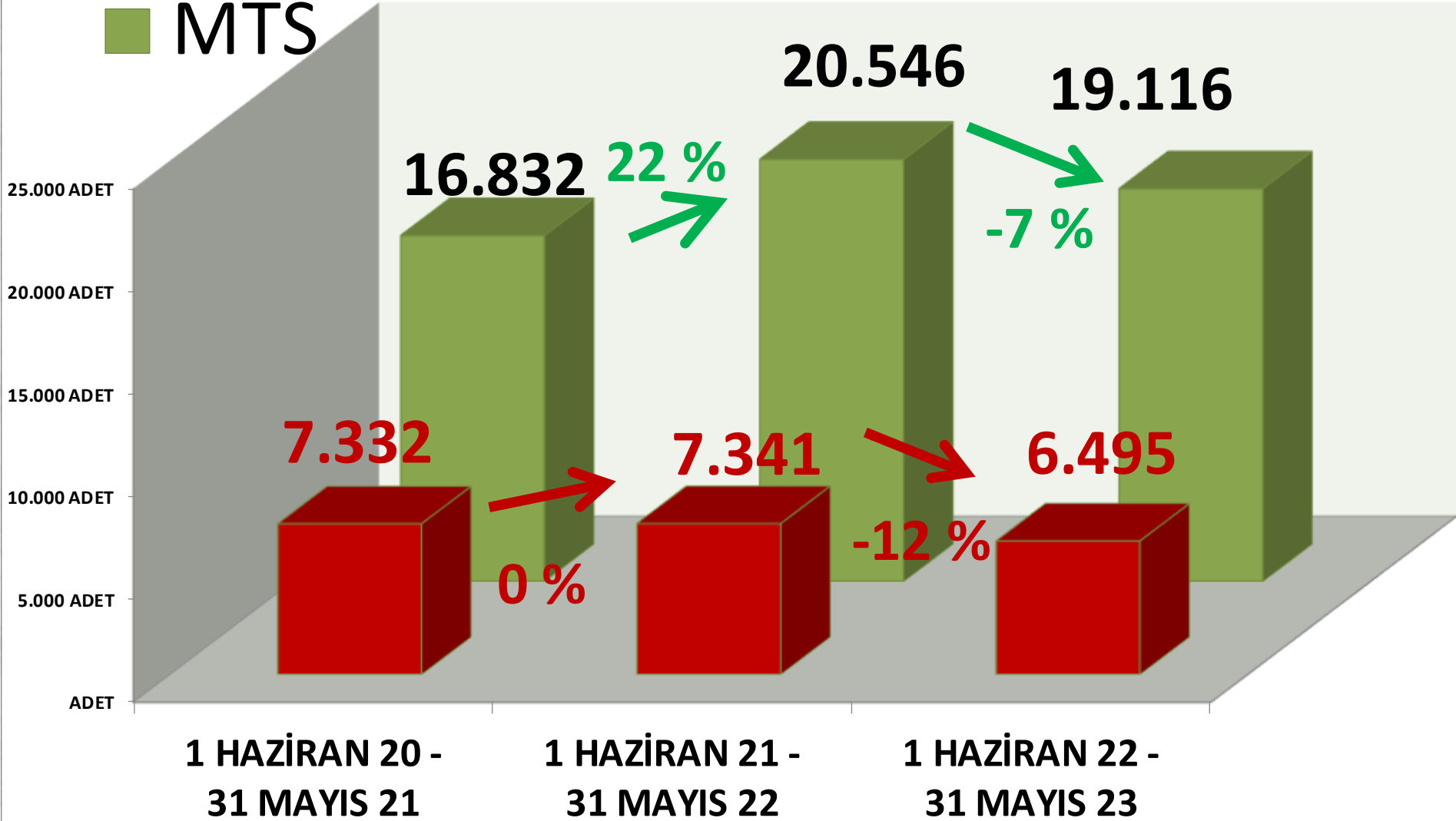
## KÜÇÜKBAŞ İŞLEM MİKTARI

İŞLEM MİKTARI ADET	2021 MAYIS	2022 MAYIS	2023 MAYIS		
MTS	3.441 ADET	83%	6.287 ADET	-93%	466 ADET
TTS	655 ADET	105%	1.340 ADET	-100%	0

■ TTS

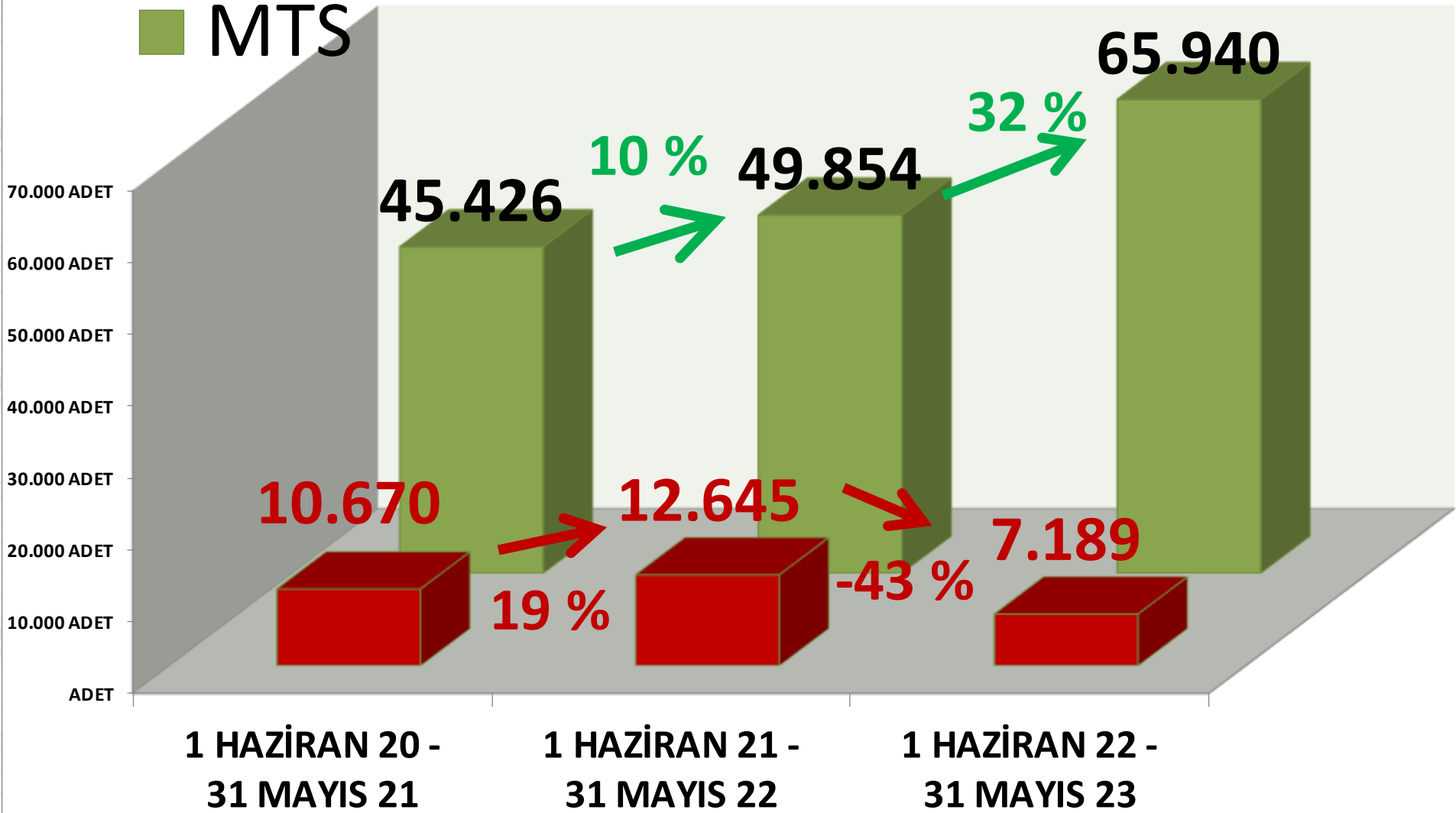
# YILLIK BÜYÜKBAŞ İŞLEM MİKTARI (TON)

■ MTS



# ■ TTS YILLIK KÜÇÜKBAŞ İŞLEM MİKTARI (TON)

■ MTS





DİNLEDİĞİNİZ İÇİN  
TEŞEKKÜR EDERİM

RECEP MENGİ

