



HAZİRAN 2023 TESCİL SUNUMU



İŞLEM HACMİ VE TESCİL GELİRİ VERİLERİ

	2021 HAZİRAN	2022 HAZİRAN	2023 HAZİRAN
İŞLEM HACMİ	237 MİLYON TL	558 MİLYON TL	715 MİLYON TL
TESCİL GELİRİ	217.986 TL	500.868 TL	672.373 TL



2022 HAZİRAN

ÜRÜN GRUBU	Miktar(kg./lt/adet)	Tutar(TL)
BAKLİYAT VE MAMÜLLERİ	269.372	4.924.726
BITKİSEL YAĞLAR	0	0
KOTASYON DIŞI ÜRÜNLER	33.405.144	241.531.714
HAM DERİLER VE BAĞIRSAKLAR	30.659	454.405
HAYVANSAL YAĞLAR	109	6.152
HUBUBAT .	6.376.557	40.198.516
HUBUBAT MAMÜLLERİ	150.825	909.363
KASAPLIK CANLI HAYVANLAR	8.757	57.375.869
KURU MEYVELER	1.487.669	35.504.164
KÜSPELER	0	0
ORMAN MAHSÜLLERİ	253.335	1.058.956
TEKSTİL HAMMADDELERİ	783.146	73.730.450
YAĞLI TOHUMLAR	5.332.226	102.420.906
<u>TOPLAM</u>	48.097.799	558.115.222

2023 HAZİRAN

ÜRÜN GRUBU	Miktar(kg./lt/adet)	Tutar(TL)
BAKLİYAT VE MAMÜLLERİ	383.478	13.686.111
BİTKİSEL YAĞLAR	111.340	10.417.285
KOTASYON DIŐI ÜRÜNLER	32.819.975	401.049.511
HAM DERİLER VE BAĞIRSAKLAR	8.777	123.679
HAYVANSAL YAĞLAR	54	4.440
HUBUBAT .	7.192.780	44.468.632
HUBUBAT MAMÜLLERİ	209.130	1.549.080
KASAPLIK CANLI HAYVANLAR	6.444	104.381.870
KURU MEYVELER	1.879.296	50.746.645
KÜSPELER	0	0
ORMAN MAHSÜLLERİ	56.088	1.877.657
TEKSTİL HAMMADDELERİ	1.173.866	50.814.090
YAĞLI TOHUMLAR	1.103.908	35.477.453
<u>TOPLAM</u>	44.945.136	714.596.452

2022 HAZİRAN - 2023 HAZİRAN DEĞİŞİM

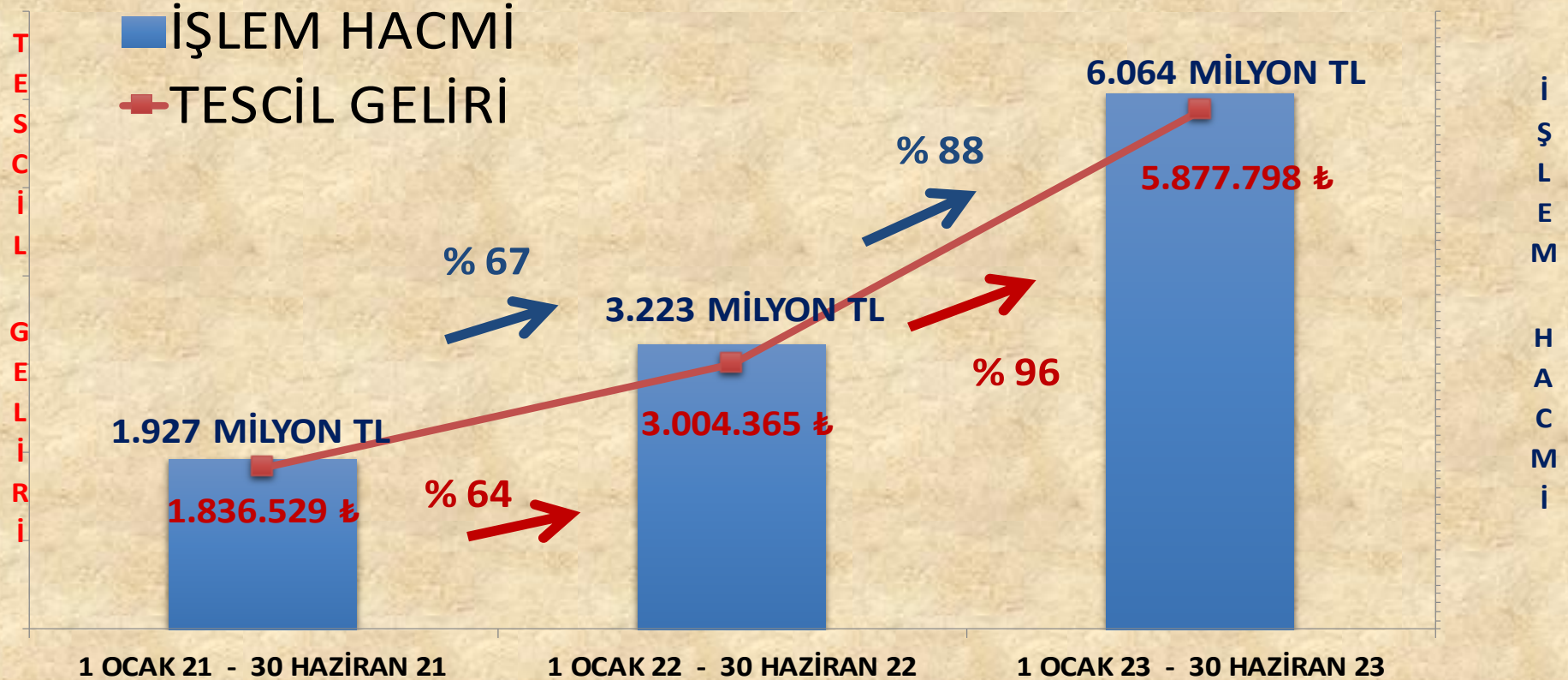
ÜRÜN GRUBU	Miktar(kg./lt/adet)	Tutar(TL)
BAKLIYAT VE MAMÜLLERİ	114.106	8.761.385
BİTKİSEL YAĞLAR	111.340	10.417.285
KOTASYON DIŞI ÜRÜNLER	-585.169	159.517.798
HAM DERİLER VE BAĞIRSAKLAR	-21.882	-330.720
HAYVANSAL YAĞLAR	-55	-1.713
HUBUBAT .	816.223	4.270.110
HUBUBAT MAMÜLLERİ	58.305	639.718
KASAPLIK CANLI HAYVANLAR	-2.313	47.006.001
KURU MEYVELER	391.627	15.242.481
KÜSPELER	0	0
ORMAN MAHSÜLLERİ	-197.247	818.701
TEKSTİL HAMMADDELERİ	390.720	-22.916.360
YAĞLI TOHUMLAR	-4.228.318	-66.943.454
<u>TOPLAM</u>	-3.152.663	156.481.231

2022 HAZİRAN - 2023 HAZİRAN DEĞİŞİM ORANI

ÜRÜN GRUBU	Miktar(kg./lt/adet)	Tutar(TL)
BAKLİYAT VE MAMÜLLERİ	42%	178%
BİTKİSEL YAĞLAR	-	-
KOTASYON DIŞI ÜRÜNLER	-2%	66%
HAM DERİLER VE BAĞIRSAKLAR	-71%	-73%
HAYVANSAL YAĞLAR	-50%	-28%
HUBUBAT .	13%	11%
HUBUBAT MAMÜLLERİ	39%	70%
KASAPLIK CANLI HAYVANLAR	-26%	82%
KURU MEYVELER	26%	43%
KÜSPELER	-	-
ORMAN MAHSÜLLERİ	-78%	77%
TEKSTİL HAMMADDELERİ	50%	-31%
YAĞLI TOHUMLAR	-79%	-65%
<u>TOPLAM</u>	-7%	28%

İŞLEM HACMİ VE TESCİL GELİRİ VERİLERİ

	1 OCAK 21 - 30 HAZİRAN 21	1 OCAK 22 - 30 HAZİRAN 22	1 OCAK 23 - 30 HAZİRAN 23
İŞLEM HACMI	1.927 MİLYON TL	3.223 MİLYON TL	6.064 MİLYON TL
TESCİL GELİRİ	1.836.529 TL	3.004.365 TL	5.877.798 TL



1 OCAK - 30 HAZİRAN 2022

	Miktar(kg./lt/adet)	Tutar(TL)
BAKLİYAT VE MAMÜLLERİ	2.294.312	37.658.317
BİTKİSEL YAĞLAR	4.250	151.990
KOTASYON DIŞI ÜRÜNLER	309.959.526	1.650.682.275
HAM DERİLER VE BAĞIRSAKLAR	154.905	1.906.638
HAYVANSAL YAĞLAR	2.228	114.372
HUBUBAT .	41.394.825	170.667.730
HUBUBAT MAMÜLLERİ	769.730	3.525.111
KASAPLIK CANLI HAYVANLAR	46.409	257.639.199
KURU MEYVELER	7.197.688	159.749.627
KÜSPELER	0	0
MEYVE ÇEKİRDEKLERİ	500	15.939
ORMAN MAHSÜLLERİ	2.301.961	14.761.496
TEKSTİL HAMMADDELERİ	18.090.401	434.966.707
YAĞLI TOHUMLAR	36.797.789	491.520.980
<u>TOPLAM</u>	419.014.523	3.223.360.379

1 OCAK - 30 HAZİRAN 2023

	Miktar(kg./lt/adet)	Tutar(TL)
BAKLIYAT VE MAMÜLLERİ	2.220.030	69.587.856
BİTKİSEL YAĞLAR	274.667	25.206.282
KOTASYON DIŞI ÜRÜNLER	382.021.519	3.692.876.621
HAM DERİLER VE BAĞIRSAKLAR	1.008.739	1.815.941
HAYVANSAL YAĞLAR	921	103.560
HUBUBAT .	140.938.139	690.616.081
HUBUBAT MAMÜLLERİ	1.299.500	9.135.395
KASAPLIK CANLI HAYVANLAR	40.953	514.286.079
KURU MEYVELER	5.705.878	206.282.227
KÜSPELER	0	0
MEYVE ÇEKİRDEKLERİ	3.224	41.912
ORMAN MAHSÜLLERİ	769.841	9.775.545
TEKSTİL HAMMADDELERİ	17.531.184	380.310.306
YAĞLI TOHUMLAR	17.132.369	463.850.389
<u>TOPLAM</u>	568.946.963	6.063.888.193

1 OCAK - 30 HAZİRAN 2022-23 DEĞİŞİM

	Miktar(kg./lt/adet)	Tutar(TL)
BAKLİYAT VE MAMÜLLERİ	-74.282	31.929.539
BITKİSEL YAĞLAR	270.417	25.054.292
KOTASYON DIŞI ÜRÜNLER	72.061.994	2.042.194.347
HAM DERİLER VE BAĞIRSAKLAR	853.834	-90.697
HAYVANSAL YAĞLAR	-1.307	-10.812
HUBUBAT .	99.543.314	519.948.350
HUBUBAT MAMÜLLERİ	529.770	5.610.285
KASAPLIK CANLI HAYVANLAR	-5.456	256.646.880
KURU MEYVELER	-1.491.810	46.532.600
KÜSPELER	0	0
MEYVE ÇEKİRDEKLERİ	2.724	25.973
ORMAN MAHSÜLLERİ	-1.532.120	-4.985.950
TEKSTİL HAMMADDELERİ	-559.217	-54.656.400
YAĞLI TOHUMLAR	-19.665.420	-27.670.591
<u>TOPLAM</u>	149.932.441	2.840.527.814

1 OCAK - 30 HAZİRAN 2022-23 DEĞİŞİM ORANI

	Miktar(kg./lt/adet)	Tutar(TL)
BAKLİYAT VE MAMÜLLERİ	-3%	85%
BİTKİSEL YAĞLAR	6363%	16484%
KOTASYON DIŞI ÜRÜNLER	23%	124%
HAM DERİLER VE BAĞIRSAKLAR	551%	-5%
HAYVANSAL YAĞLAR	-59%	-9%
HUBUBAT .	240%	305%
HUBUBAT MAMÜLLERİ	69%	159%
KASAPLIK CANLI HAYVANLAR	-12%	100%
KURU MEYVELER	-21%	29%
KÜSPELER	-	-
MEYVE ÇEKİRDEKLERİ	545%	163%
ORMAN MAHSÜLLERİ	-67%	-34%
TEKSTİL HAMMADDELERİ	-3%	-13%
YAĞLI TOHUMLAR	-53%	-6%
<u>TOPLAM</u>	36%	88%

ARPA

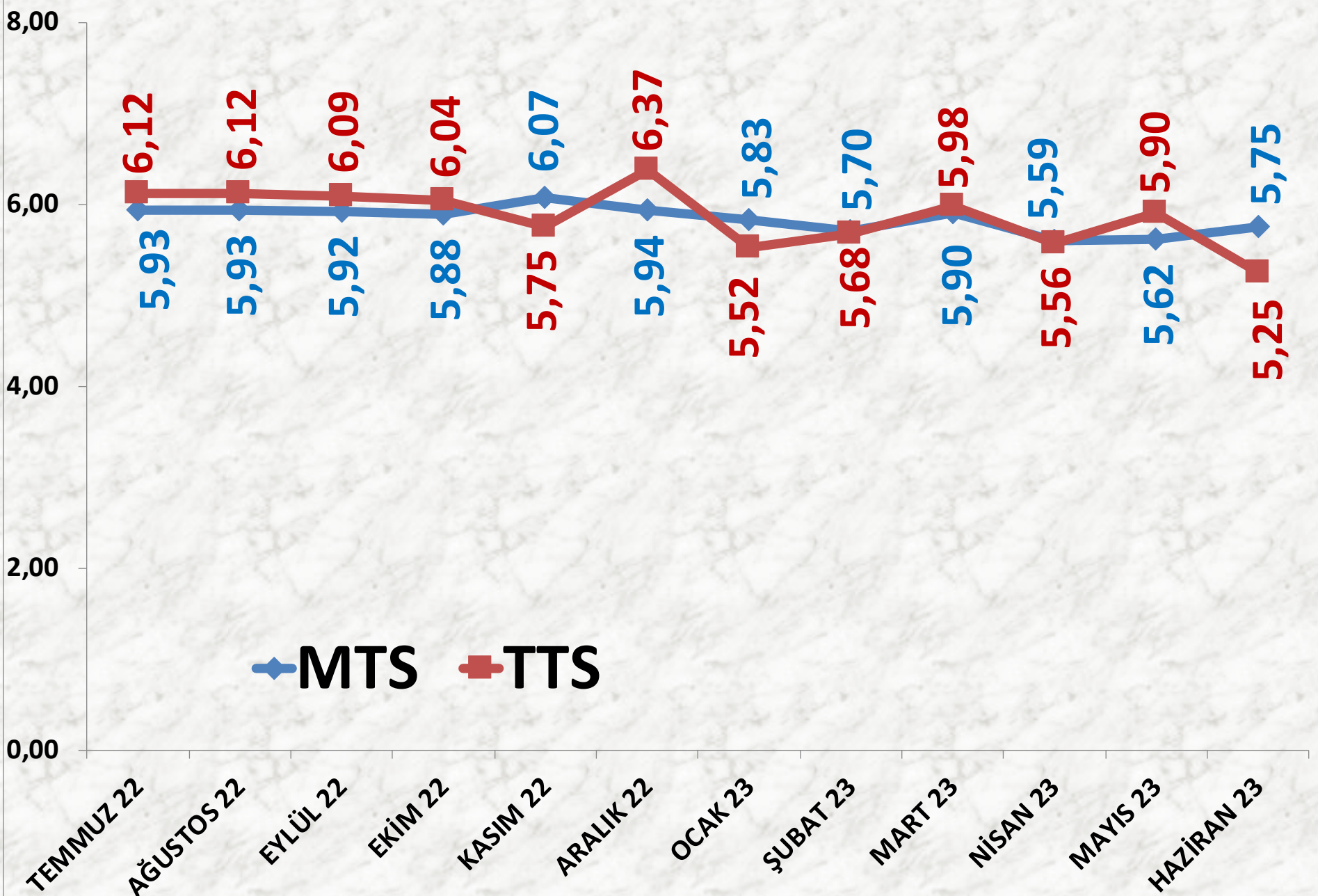
İŞLEM MİKTARI TON	2021 HAZİRAN	2022 HAZİRAN		2023 HAZİRAN	
MTS	420 TON	-100%	1 TON	53794%	550 TON
TTS	450 TON	58%	713 TON	372%	3.365 TON

EN AZ FİYAT	2021 HAZİRAN	2022 HAZİRAN		2023 HAZİRAN	
MTS	1,50 TL	287%	5,80 TL	-1%	5,75 TL
TTS	2,18 TL	203%	6,60 TL	-20%	5,26 TL

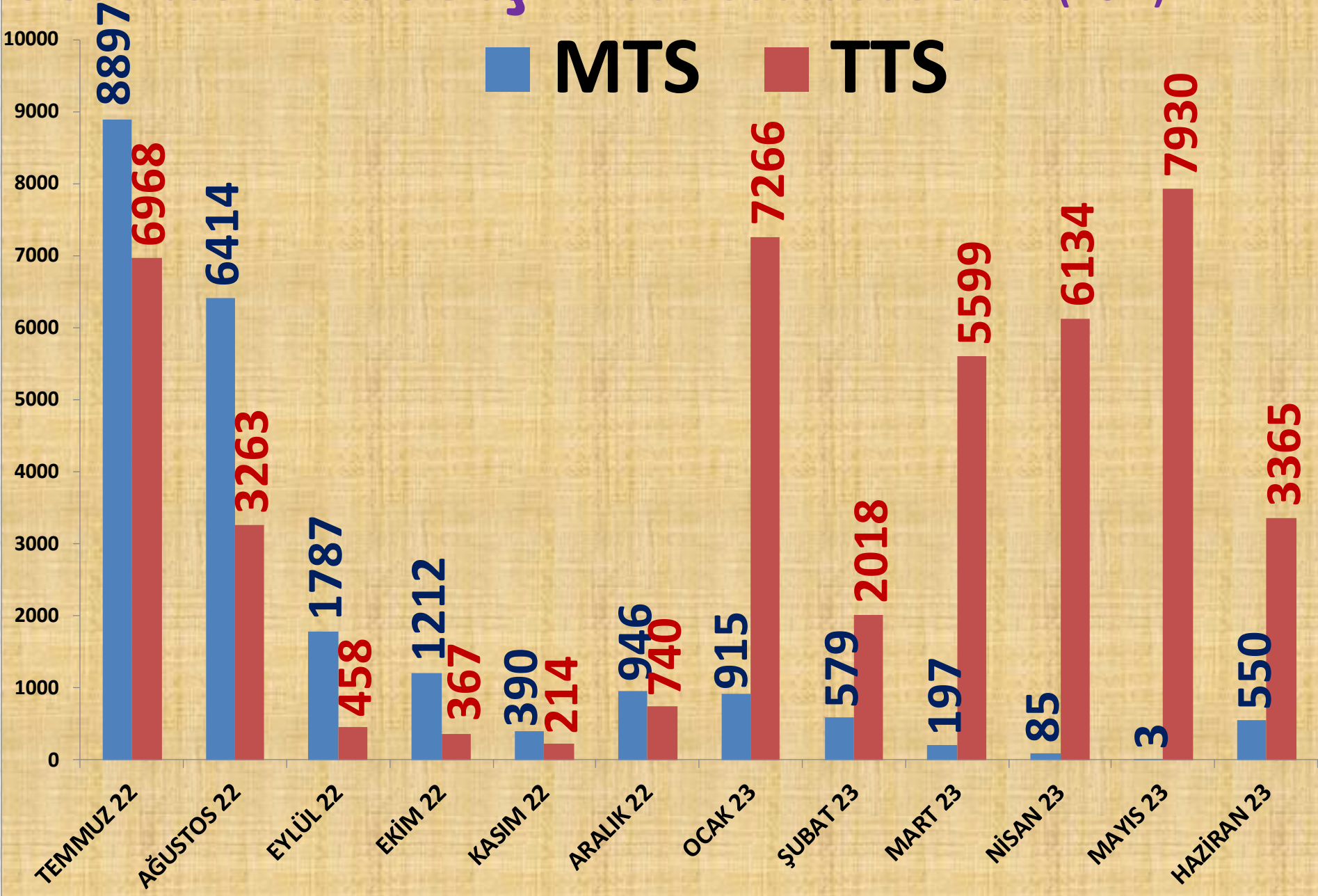
EN ÇOK FİYAT	2021 HAZİRAN	2022 HAZİRAN		2023 HAZİRAN	
MTS	2,65 TL	119%	5,80 TL	-1%	5,75 TL
TTS	3,00 TL	137%	7,10 TL	-26%	5,26 TL

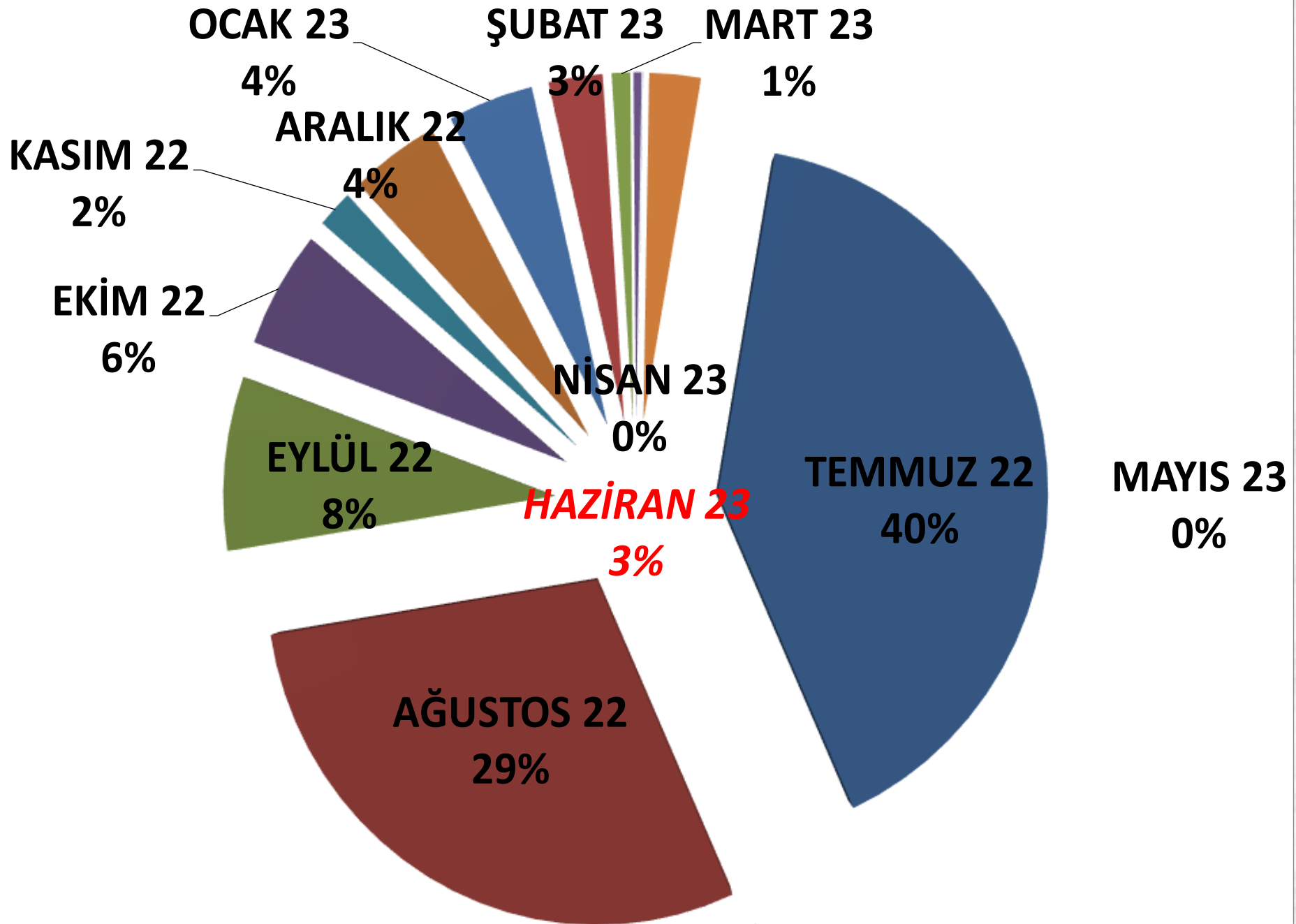
ORTALAMA FİYAT	2021 HAZİRAN	2022 HAZİRAN		2023 HAZİRAN	
MTS	2,37 TL	145%	5,80 TL	-1%	5,75 TL
TTS	2,33 TL	195%	6,88 TL	-24%	5,25 TL

AYLIK ARPA FİYAT TRENDİ (TL)



AYLIK ARPA İŞLEM MİKTARI (TON)



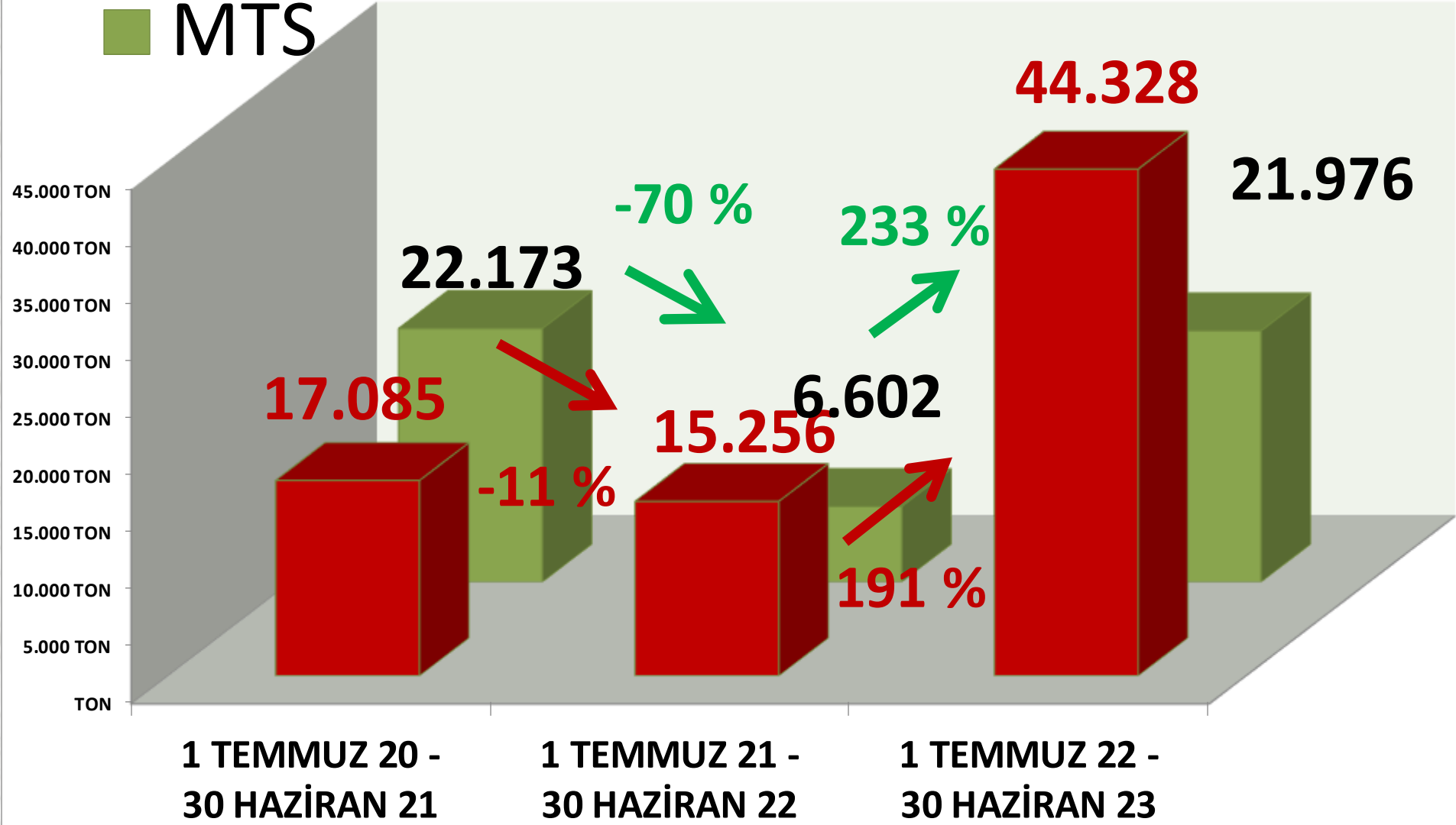


AYLIK ARPA MTS İŞLEM MİKTARI ORANLARI

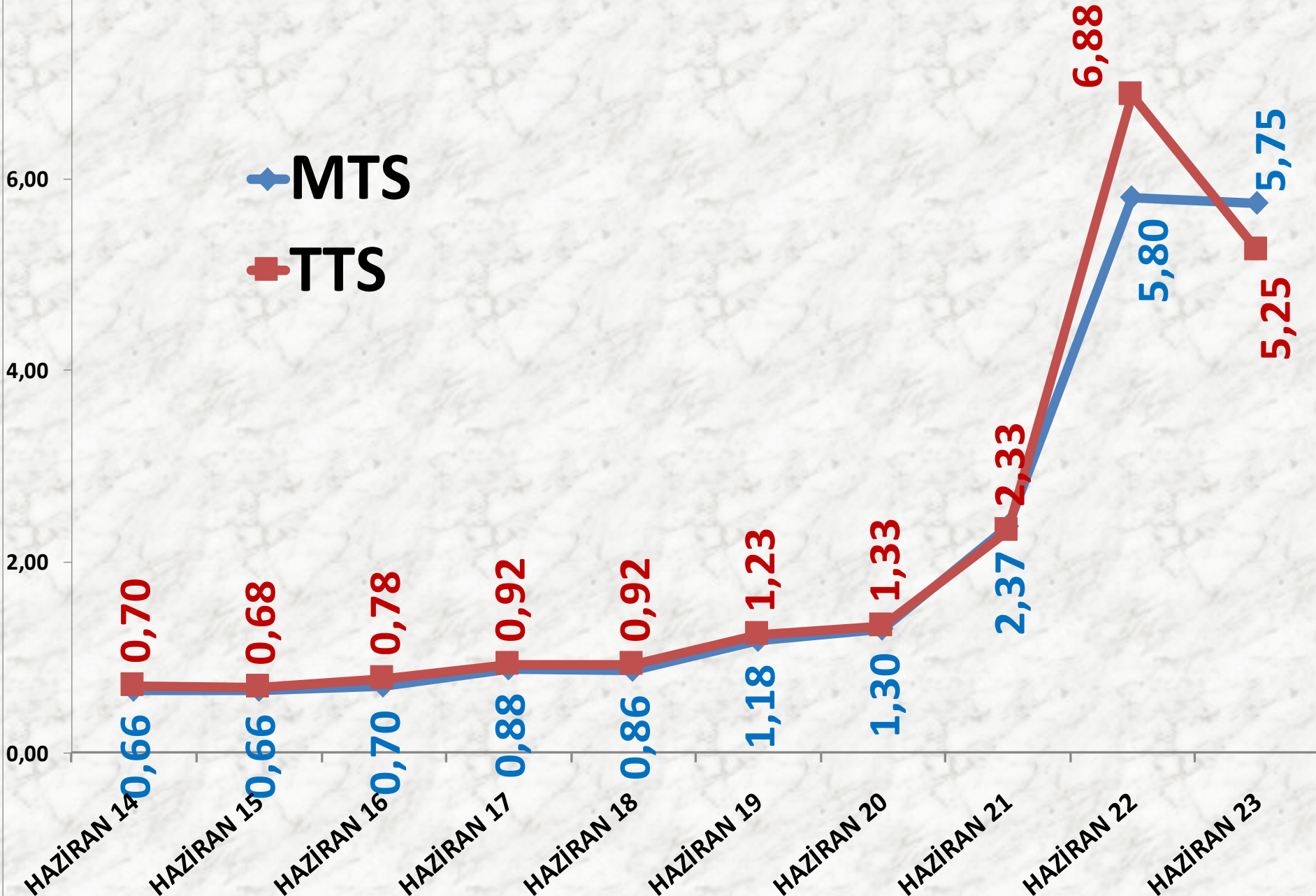
■ TTS

YILLIK ARPA İŞLEM MİKTARI (TON)

■ MTS



HAZİRAN AYLARI ARPA FİYAT TRENDİ (TL)



BUĞDAY

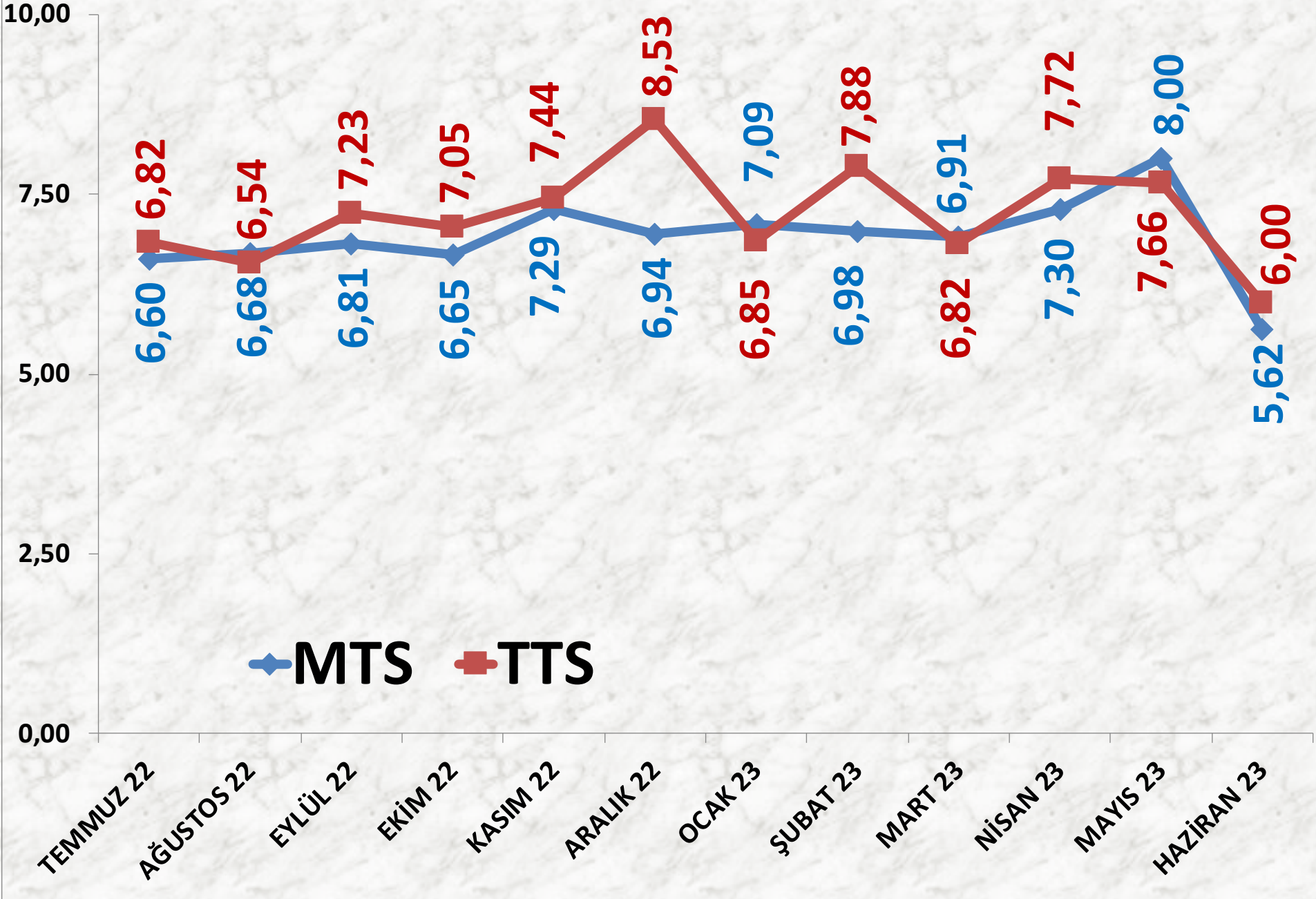
İŞLEM MİKTARI TON	2021 HAZİRAN	2022 HAZİRAN		2023 HAZİRAN	
MTS	420 TON	-100%	1 TON	53794%	550 TON
TTS	450 TON	58%	713 TON	372%	3.365 TON

EN AZ FİYAT	2021 HAZİRAN	2022 HAZİRAN		2023 HAZİRAN	
MTS	2,00 TL	163%	5,26 TL	4%	5,46 TL
TTS	2,00 TL	175%	5,50 TL	5%	5,80 TL

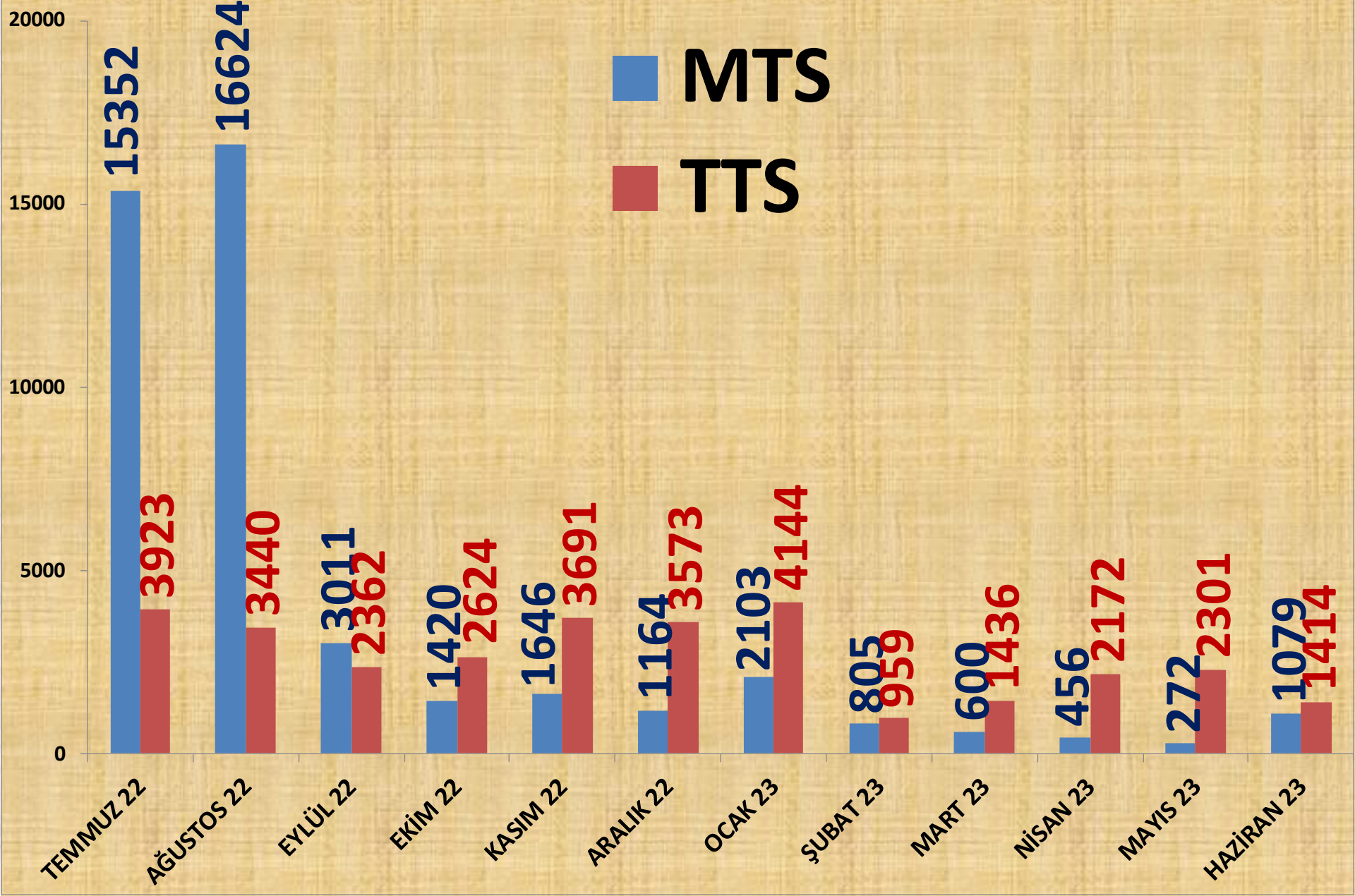
EN ÇOK FİYAT	2021 HAZİRAN	2022 HAZİRAN		2023 HAZİRAN	
MTS	2,55 TL	195%	7,52 TL	-20%	6,00 TL
TTS	2,90 TL	166%	7,70 TL	-13%	6,68 TL

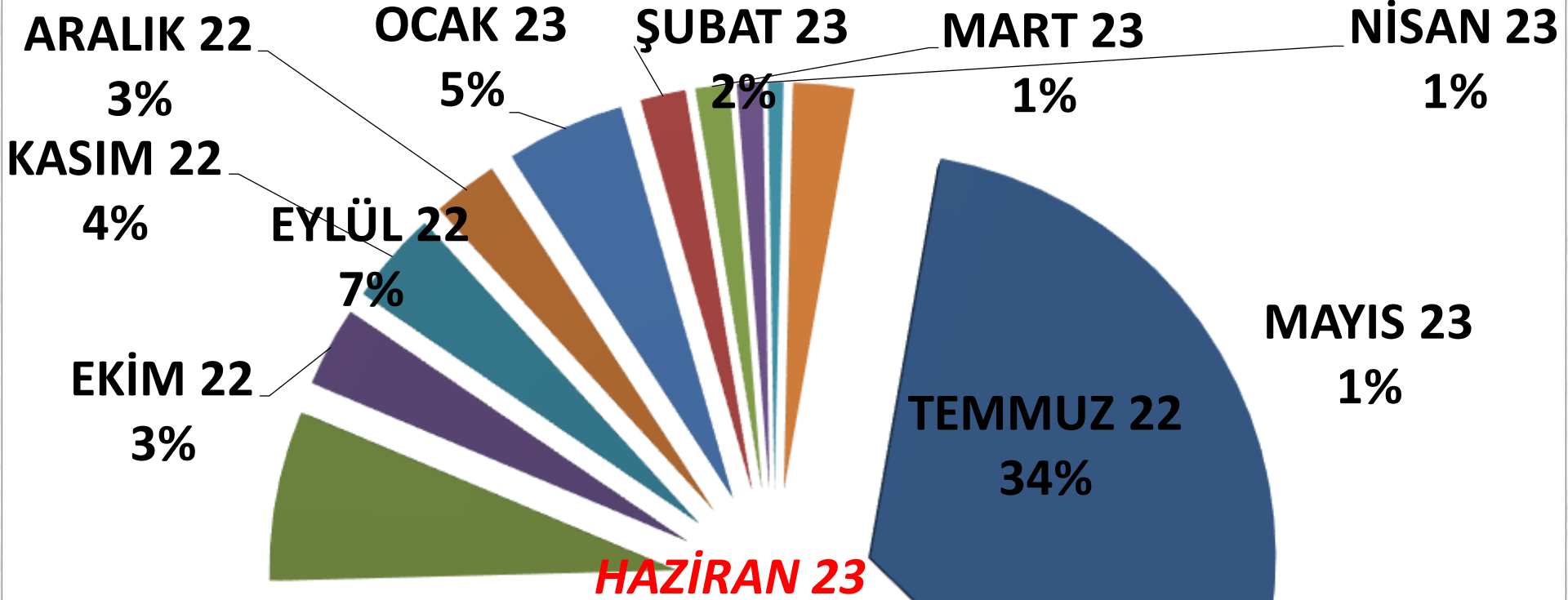
ORTALAMA FİYAT	2021 HAZİRAN	2022 HAZİRAN		2023 HAZİRAN	
MTS	2,37 TL	174%	6,51 TL	-14%	5,62 TL
TTS	2,54 TL	166%	6,77 TL	-11%	6,00 TL

AYLIK BUĞDAY FİYAT TRENDİ (TL)



AYLIK BUĞDAY İŞLEM MİKTARI (TON)





HAZİRAN 23
2%

AĞUSTOS 22
37%

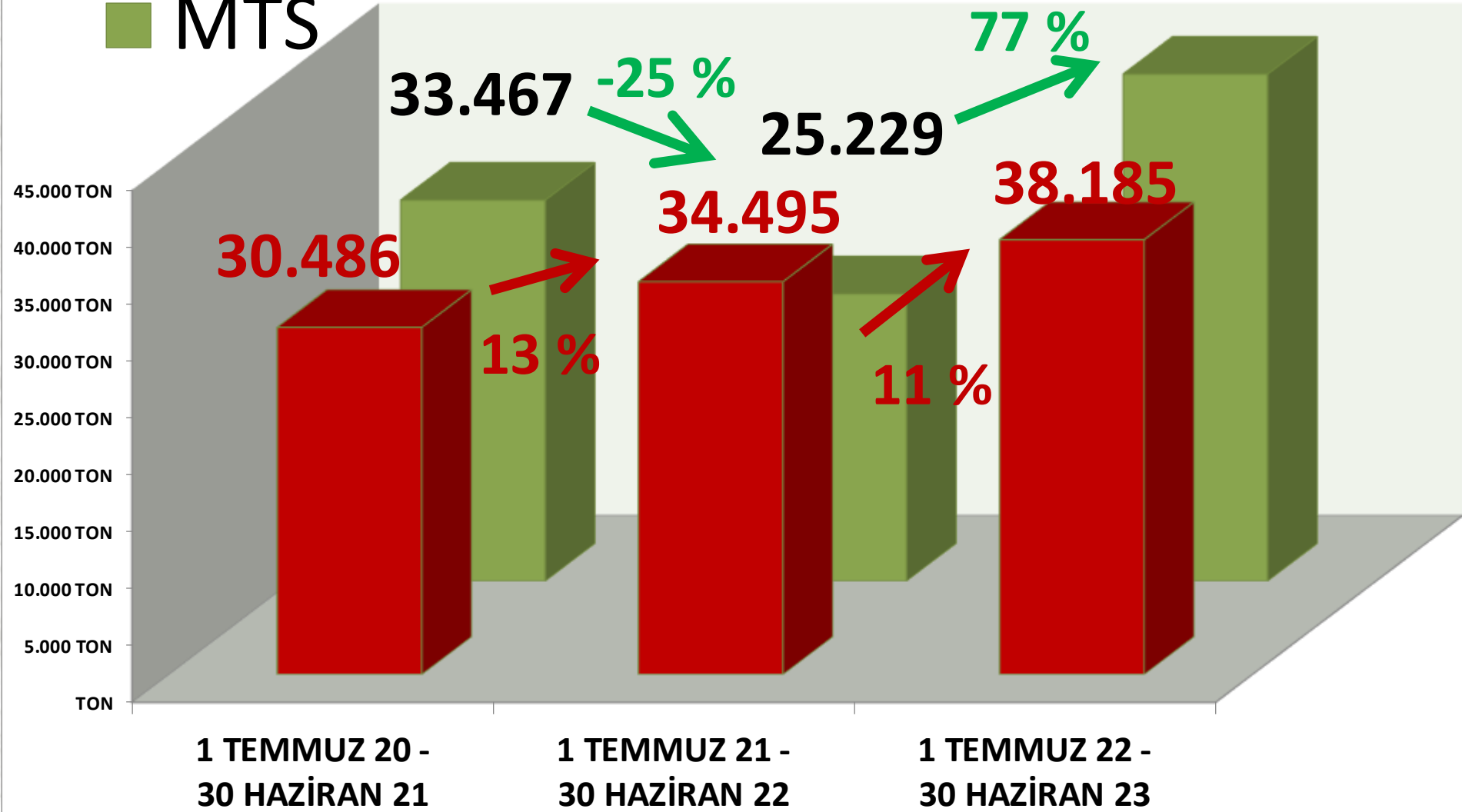
AYLIK BUĞDAY MTS İŞLEM MİKTARI ORANLARI

■ TTS

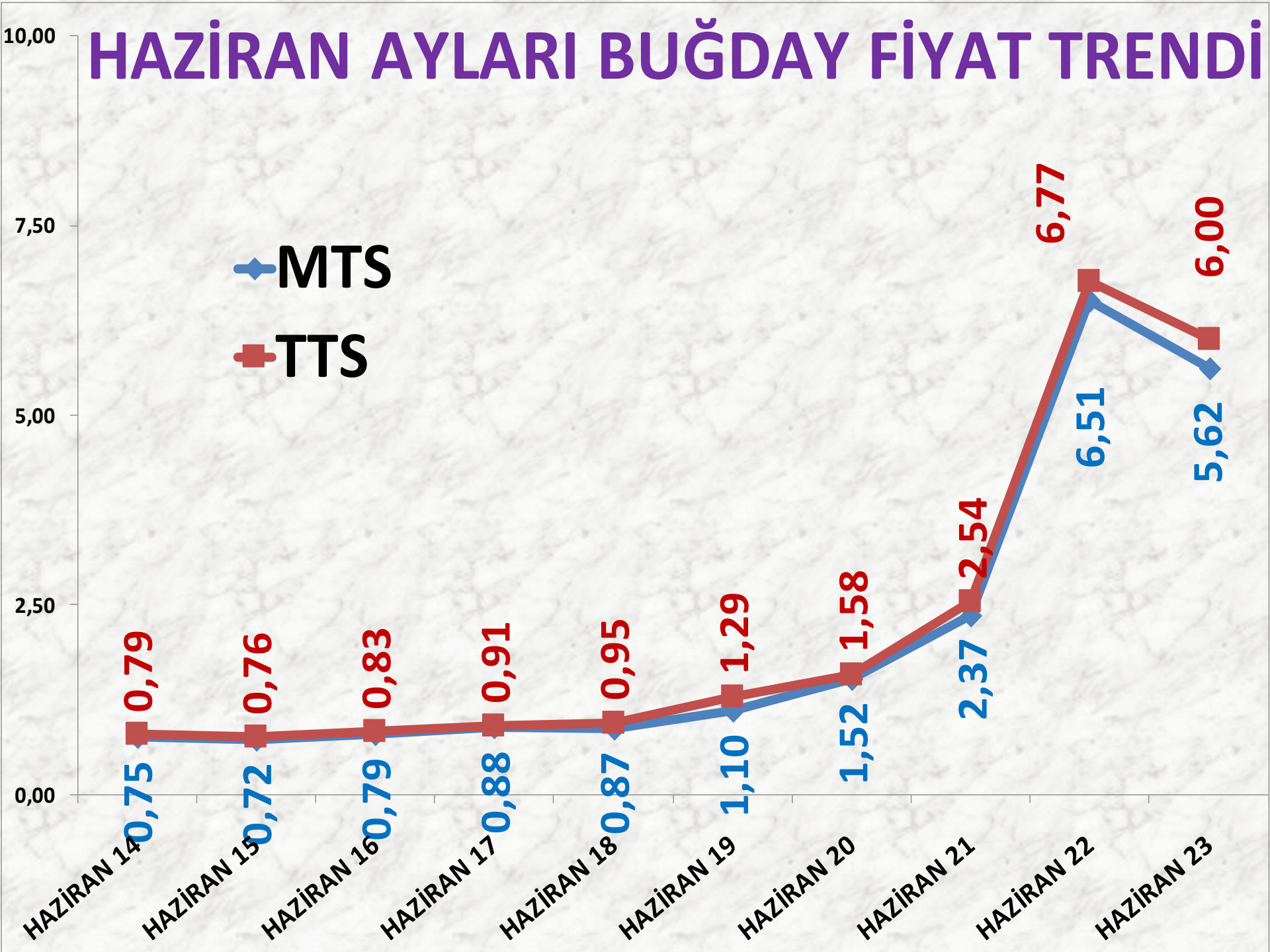
YILLIK BUĞDAY İŞLEM MİKTARI (TON)

44.531

■ MTS



HAZİRAN AYLARI BUĞDAY FİYAT TRENDİ



MISIR DANE

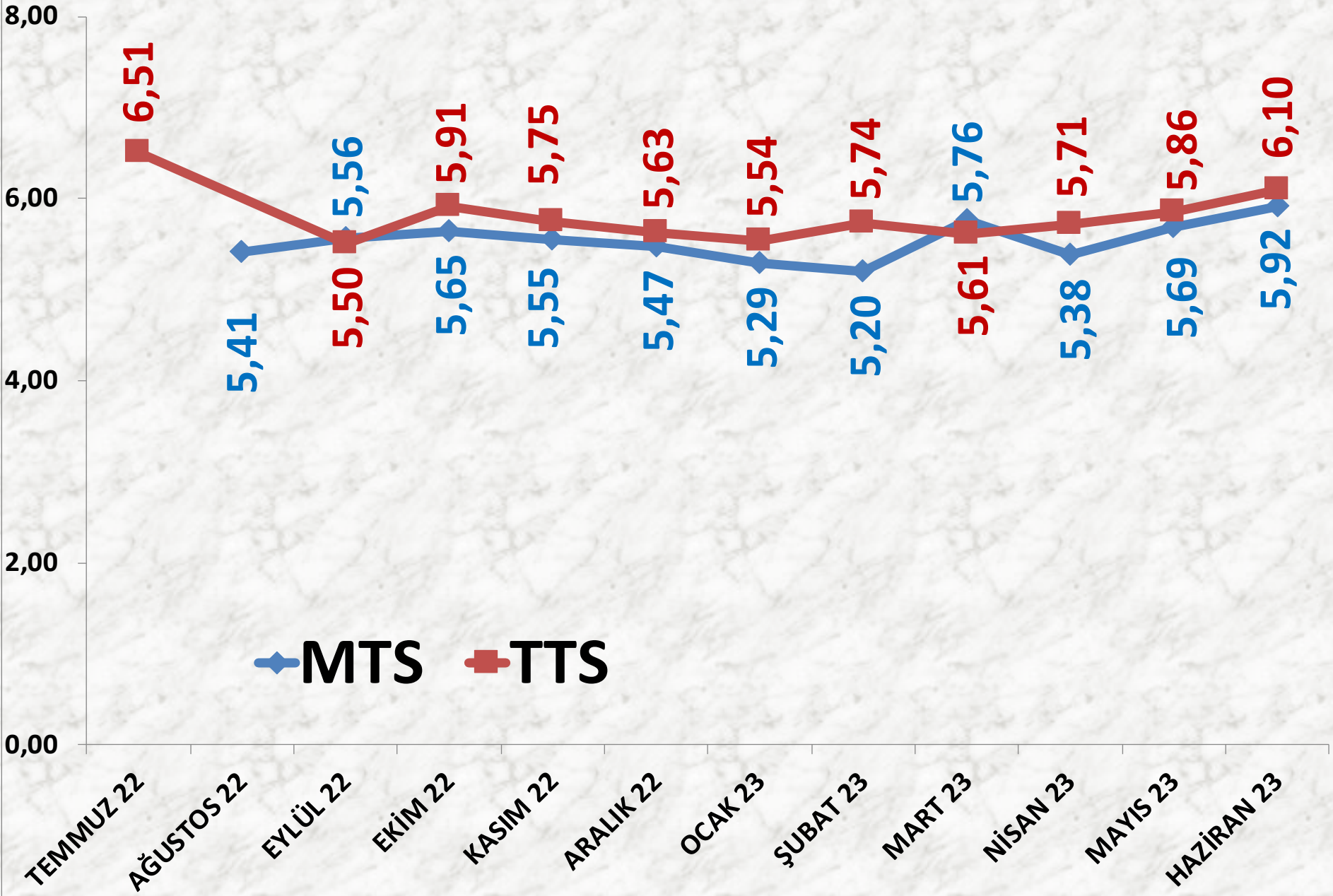
İŞLEM MİKTARI TON	2021 HAZİRAN	2022 HAZİRAN		2023 HAZİRAN	
MTS	88 TON	-75%	22 TON	1381%	328 TON
TTS	2.376 TON	-95%	112 TON	-43%	64 TON

EN AZ FİYAT	2021 HAZİRAN	2022 HAZİRAN		2023 HAZİRAN	
MTS	1,84 TL	217%	5,83 TL	-2%	5,71 TL
TTS	1,95 TL	223%	6,30 TL	-3%	6,10 TL

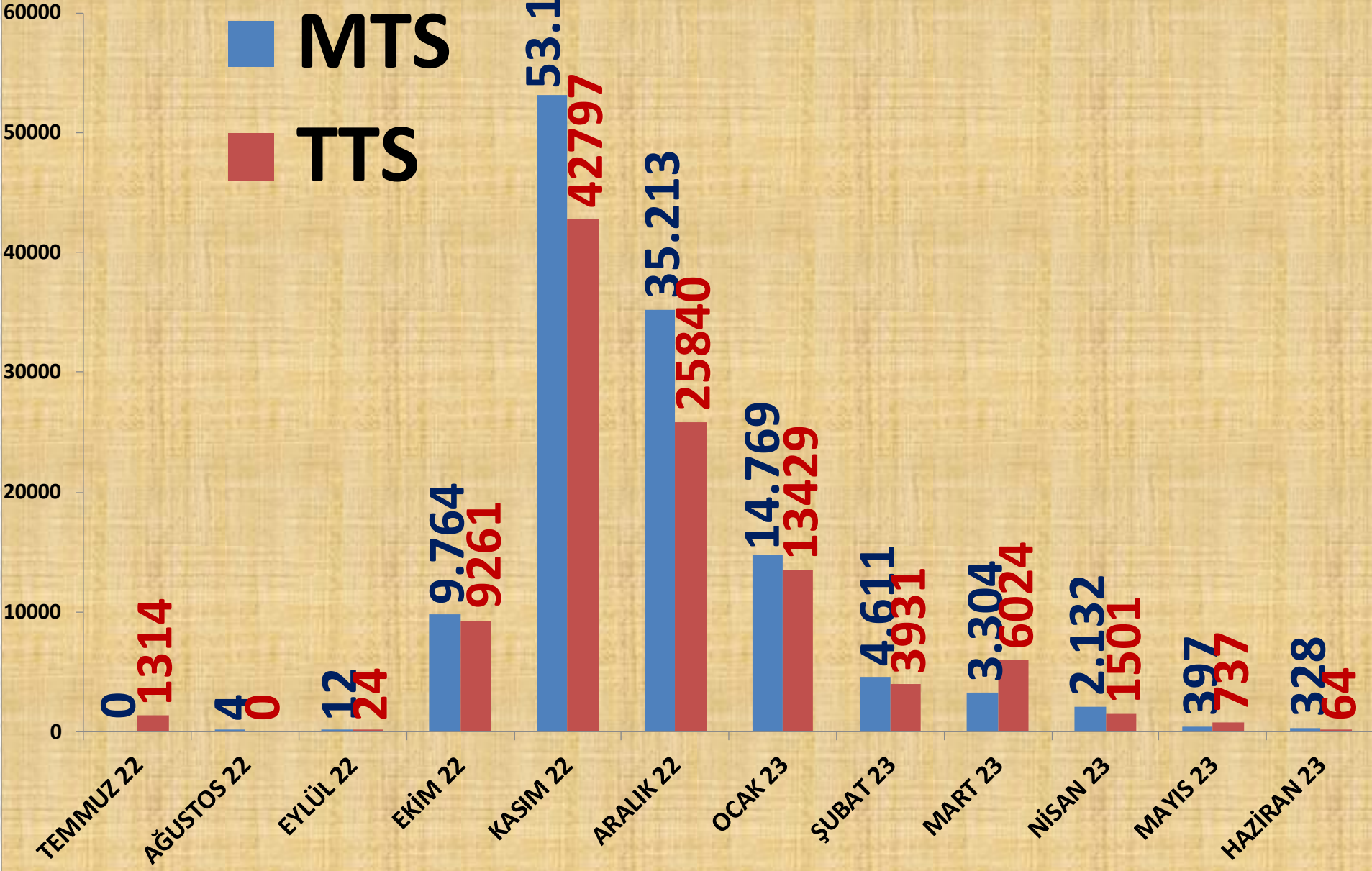
EN ÇOK FİYAT	2021 HAZİRAN	2022 HAZİRAN		2023 HAZİRAN	
MTS	2,40 TL	143%	5,83 TL	3%	6,02 TL
TTS	2,60 TL	161%	6,79 TL	-10%	6,10 TL

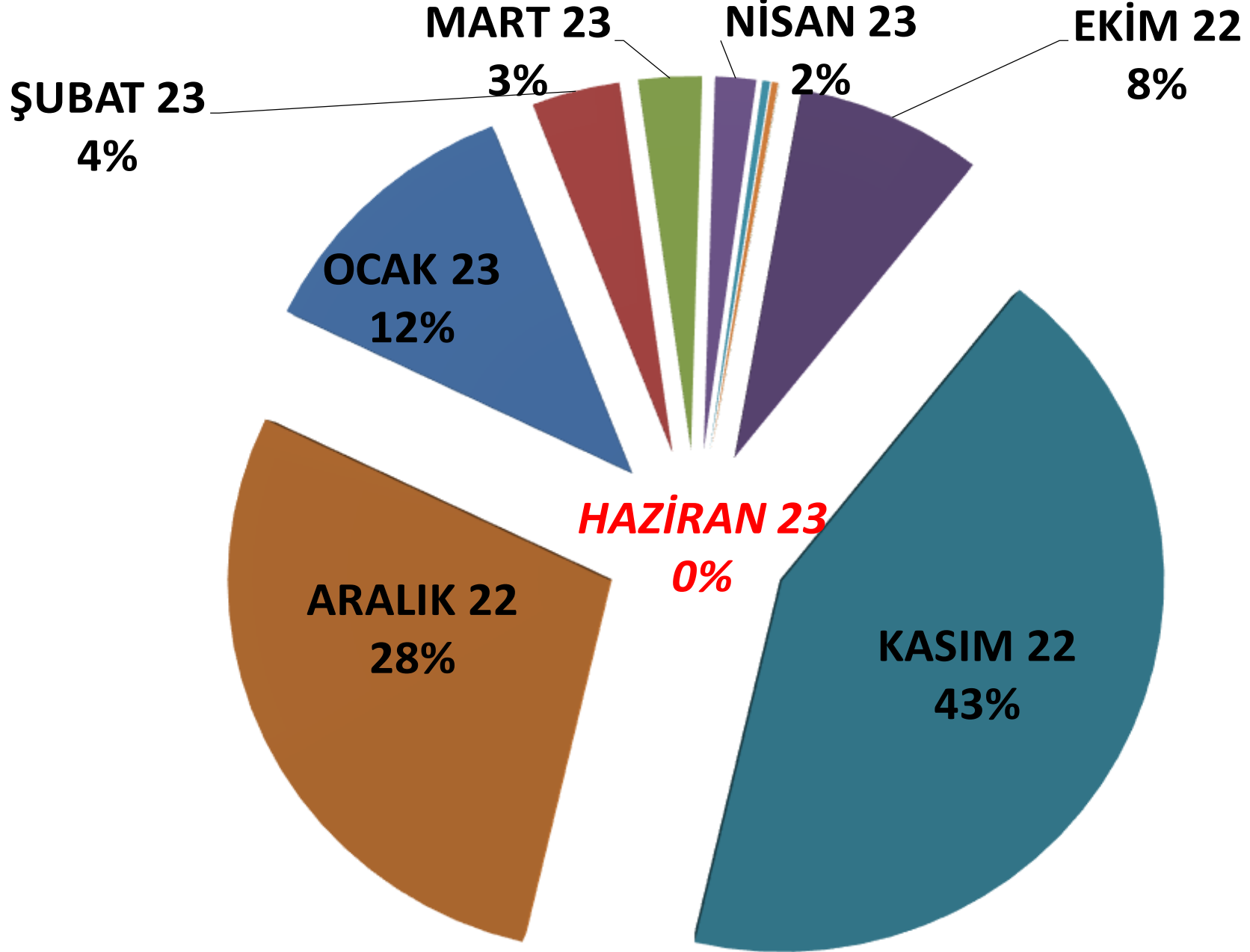
ORTALAMA FİYAT	2021 HAZİRAN	2022 HAZİRAN		2023 HAZİRAN	
MTS	2,19 TL	166%	5,83 TL	2%	5,92 TL
TTS	2,33 TL	189%	6,73 TL	-9%	6,10 TL

AYLIK MISIR DANE FİYAT TRENDİ (TL)



AYLIK MISIR DANE İŞLEM MİKTARI (TON)



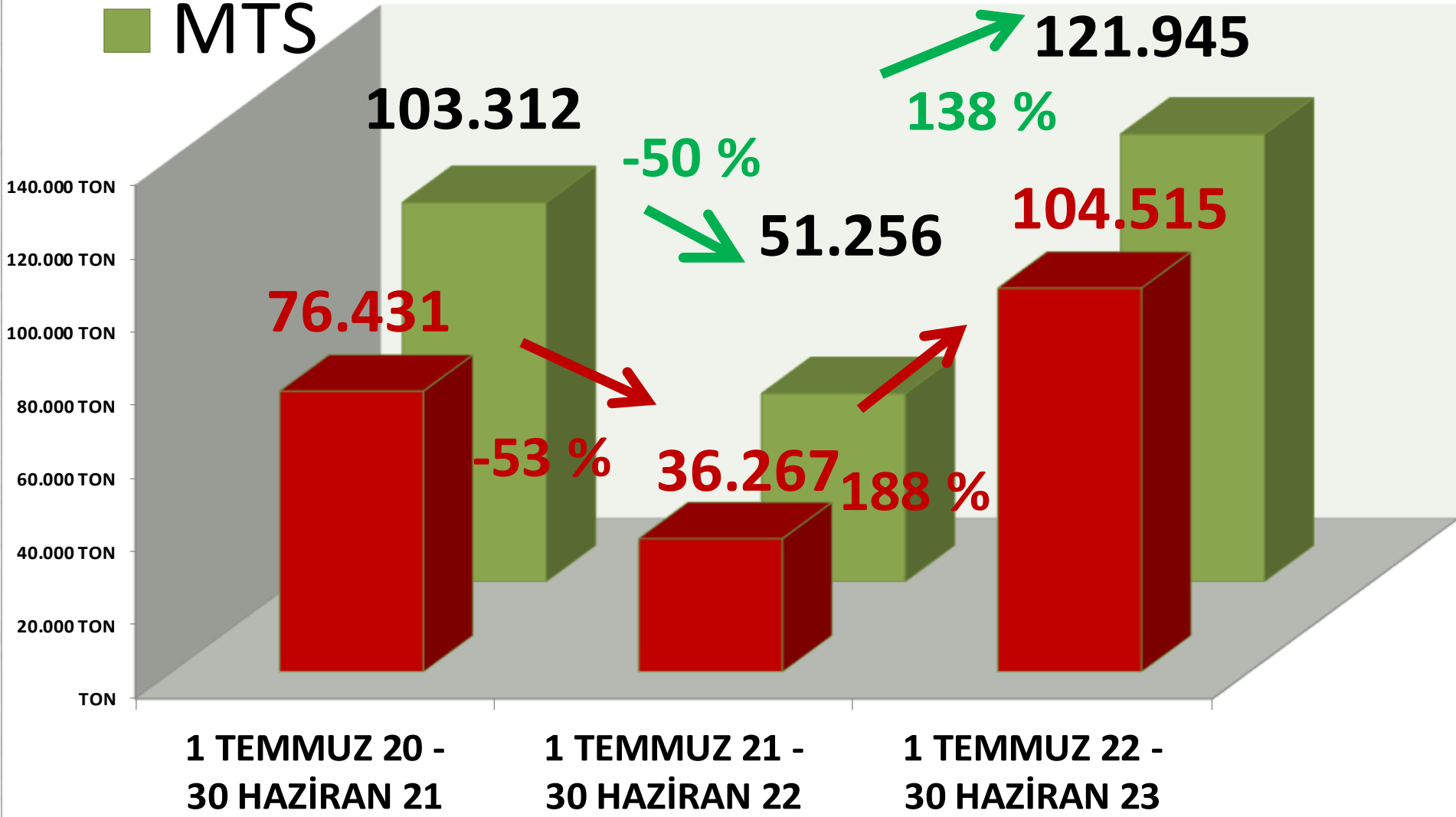


AYLIK MISIR DANE MTS İŞLEM MİKTARI ORANLARI

■ TTS

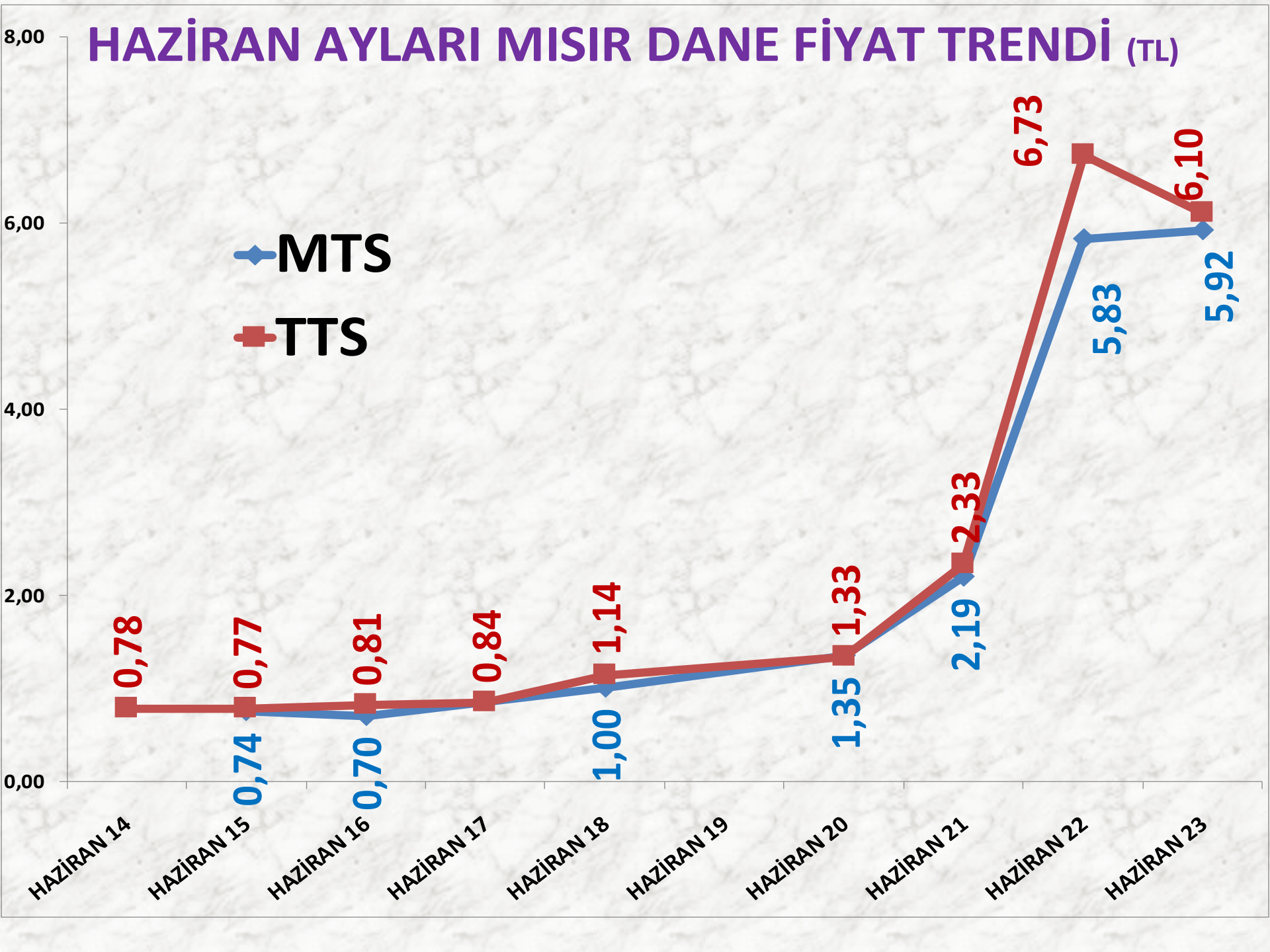
YILLIK MISIR DANE İŞLEM MİKTARI (TON)

■ MTS



HAZİRAN AYLARI MISIR DANE FİYAT TRENDİ (TL)

◆ MTS
■ TTS



NOHUT

İŞLEM MİKTARI TON	2021 HAZİRAN	2022 HAZİRAN		2023 HAZİRAN	
MTS	561 TON	-70%	171 TON	92%	328 TON
TTS	423 TON	-77%	98 TON	-44%	55 TON

EN AZ FİYAT	2021 HAZİRAN	2022 HAZİRAN		2023 HAZİRAN	
MTS	4,27 TL	121%	9,45 TL	239%	32,00 TL
TTS	0,90 TL	711%	7,30 TL	311%	30,00 TL

EN ÇOK FİYAT	2021 ŞUBAT	2022 MART		2023 MART	
MTS	12,16 TL	106%	25,00 TL	51%	37,79 TL
TTS	7,50 TL	100%	15,00 TL	103%	30,50 TL

ORTALAMA FİYAT	2021 HAZİRAN	2022 HAZİRAN		2023 HAZİRAN	
MTS	7,34 TL	194%	21,57 TL	70%	36,68 TL
TTS	5,51 TL	129%	12,61 TL	138%	30,00 TL

NOHUT DOĞAL

İŞLEM MİKTARI TON	2021 HAZİRAN	2022 HAZİRAN		2023 HAZİRAN	
MTS	90 TON	-100%	0	-	0
TTS	51 TON	-57%	22 TON	151%	55 TON

EN AZ FİYAT	2021 HAZİRAN	2022 HAZİRAN		2023 HAZİRAN	
MTS	4,27 TL	-	-	-	-
TTS	3,60 TL	331%	15,50 TL	94%	30,00 TL

EN ÇOK FİYAT	2021 HAZİRAN	2022 HAZİRAN		2023 HAZİRAN	
MTS	4,27 TL	-	-	-	-
TTS	5,40 TL	187%	15,50 TL	94%	30,00 TL

ORTALAMA FİYAT	2021 HAZİRAN	2022 HAZİRAN		2023 HAZİRAN	
MTS	4,27 TL	-	-	-	-
TTS	5,04 TL	208%	15,50 TL	94%	30,00 TL

NOHUT - ELENMİŞ

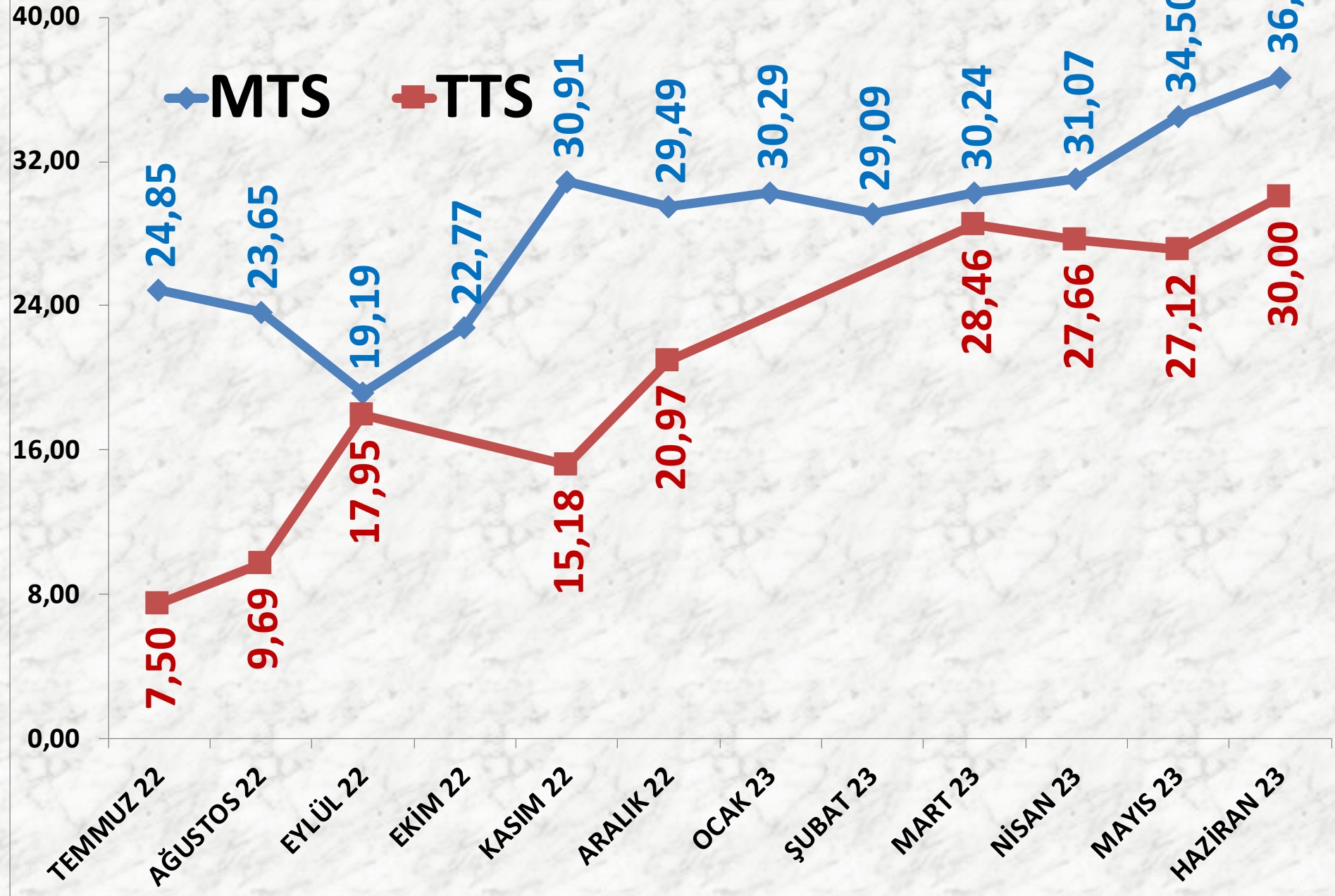
İŞLEM MİKTARI TON	2021 HAZİRAN	2022 HAZİRAN		2023 HAZİRAN	
MTS	471 TON	-68%	150 TON	118%	328 TON
TTS	259 TON	-90%	26 TON	-100%	0

EN AZ FİYAT	2021 HAZİRAN	2022 HAZİRAN		2023 HAZİRAN	
MTS	6,00 TL	217%	19,00 TL	68%	32,00 TL
TTS	5,50 TL	245%	19,00 TL	-	-

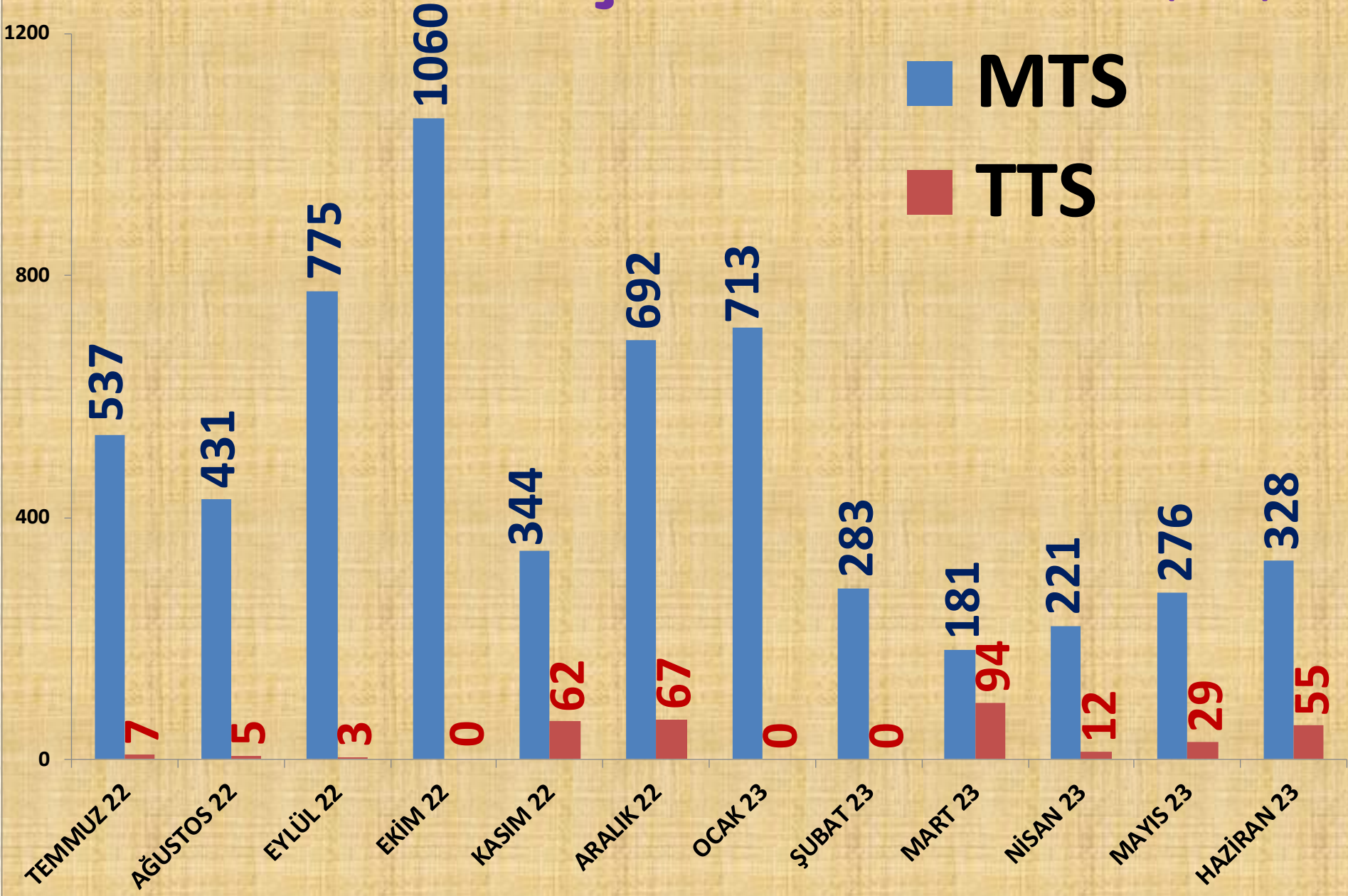
EN ÇOK FİYAT	2021 HAZİRAN	2022 HAZİRAN		2023 HAZİRAN	
MTS	12,08 TL	107%	24,99 TL	57%	39,12 TL
TTS	7,50 TL	153%	19,00 TL	-	-

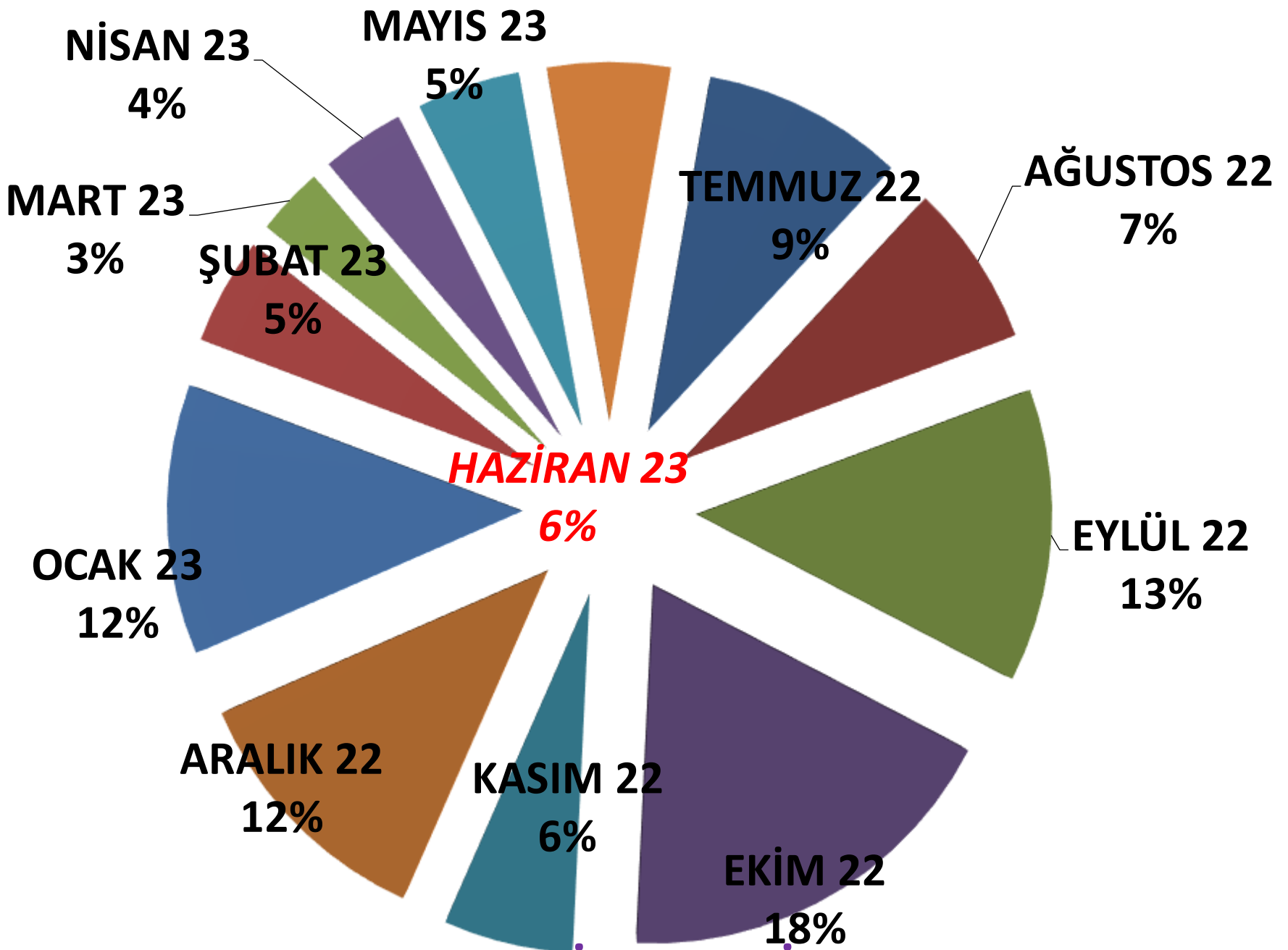
ORTALAMA FİYAT	2021 HAZİRAN	2022 HAZİRAN		2023 HAZİRAN	
MTS	7,92 TL	193%	23,18 TL	58%	36,68 TL
TTS	6,64 TL	186%	19,00 TL	-	-

AYLIK NOHUT FİYAT TRENDİ (TL)



AYLIK NOHUT İŞLEM MİKTARI (TON)



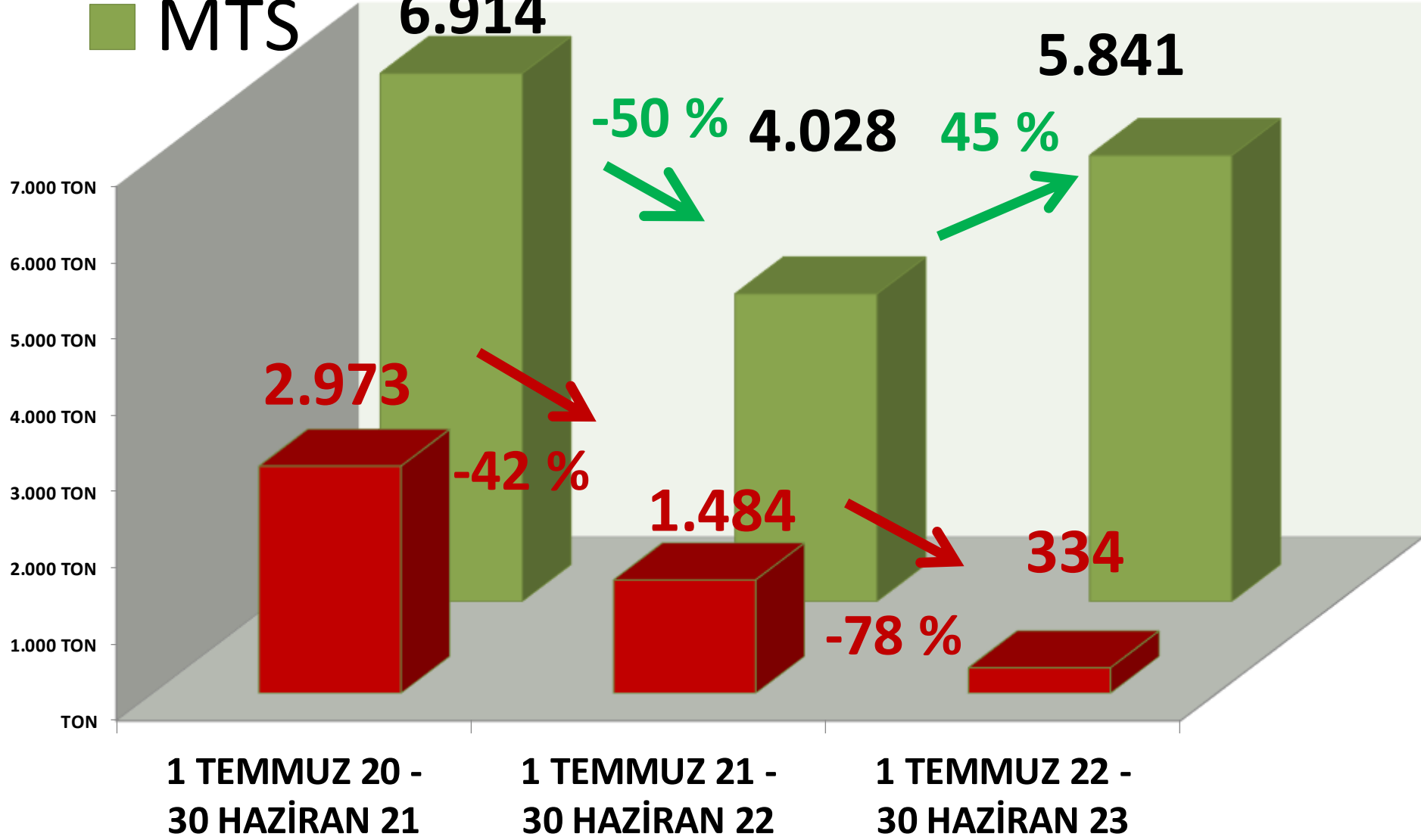


AYLIK NOHUT MTS İŞLEM MİKTARI ORANLARI

TTS

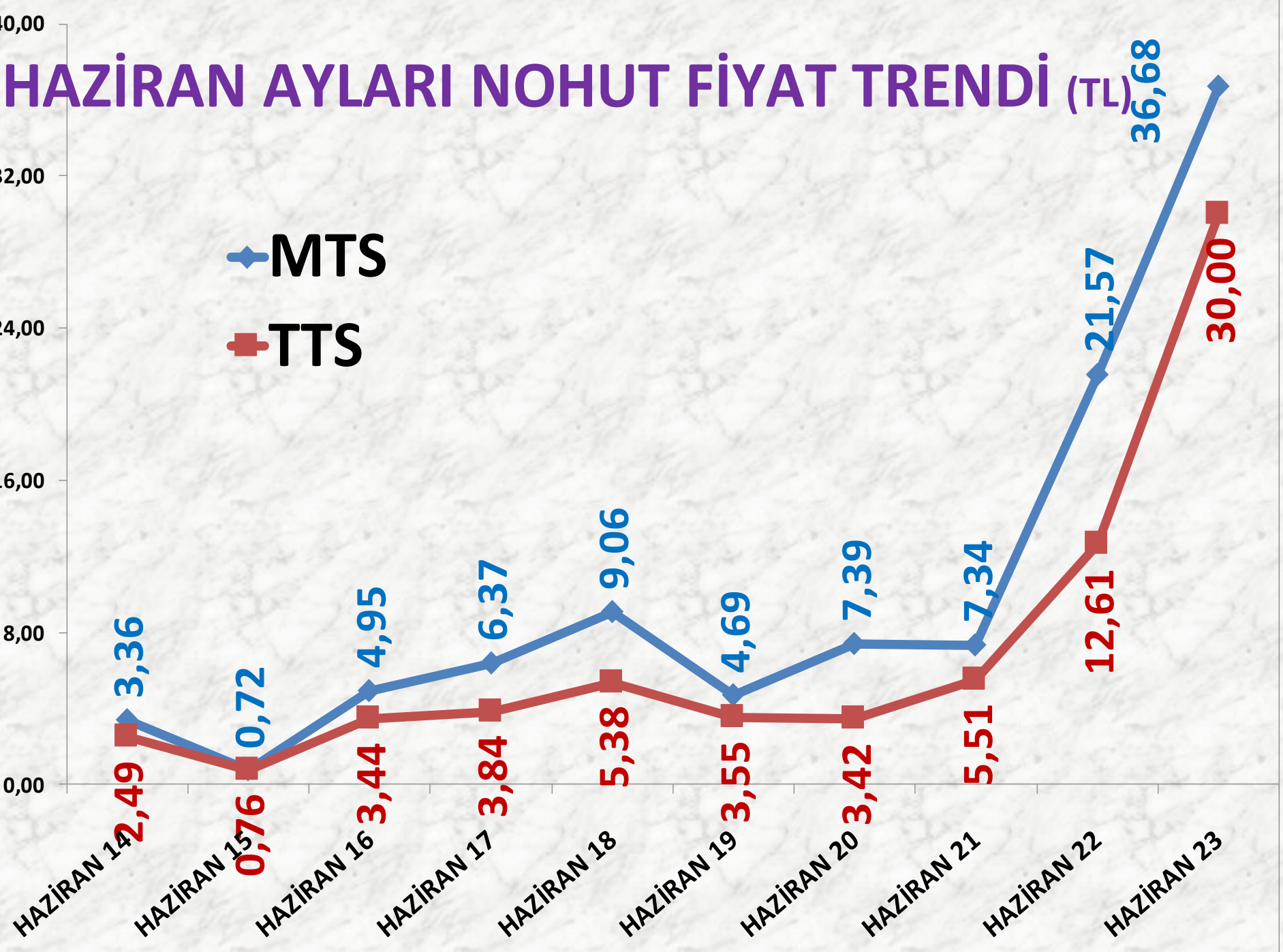
YILLIK NOHUT İŞLEM MİKTARI (TON)

MTS



HAZİRAN AYLARI NOHUT FİYAT TRENDİ (TL)

◆ MTS
■ TTS



BEYAZ LEBLEBİ

LEBLEBİ BEYAZ 8,50 mm

İŞLEM MİKTARI TON	2021 HAZİRAN	2022 HAZİRAN		2023 HAZİRAN	
TTS	2 TON	254%	8 TON	-100%	0

LEBLEBİ BEYAZ 9 mm

İŞLEM MİKTARI TON	2021 HAZİRAN	2022 HAZİRAN		2023 HAZİRAN	
TTS	108 TON	-10%	97 TON	-87%	13 TON

BEYAZ LEBLEBİ

LEBLEBİ BEYAZ 9 + 9,50 mm

İŞLEM MİKTARI TON	2021 HAZİRAN	2022 HAZİRAN		2023 HAZİRAN	
TTS	26 TON	-74%	7 TON	217%	21 TON

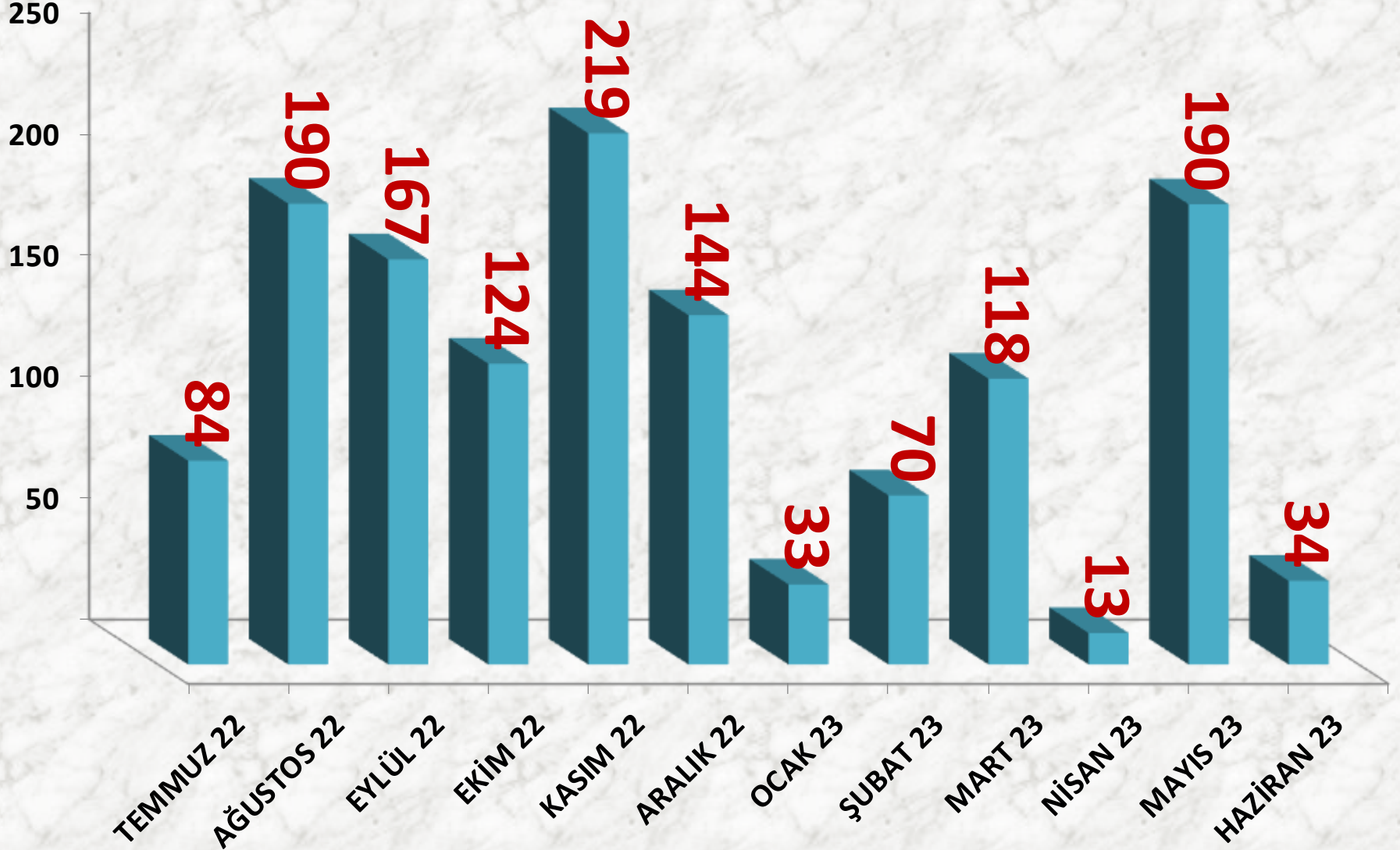
LEBLEBİ ELENTİ (Beyaz)

İŞLEM MİKTARI TON	2021 HAZİRAN	2022 HAZİRAN		2023 HAZİRAN	
TTS	2 TON	1251%	30 TON	-100%	0

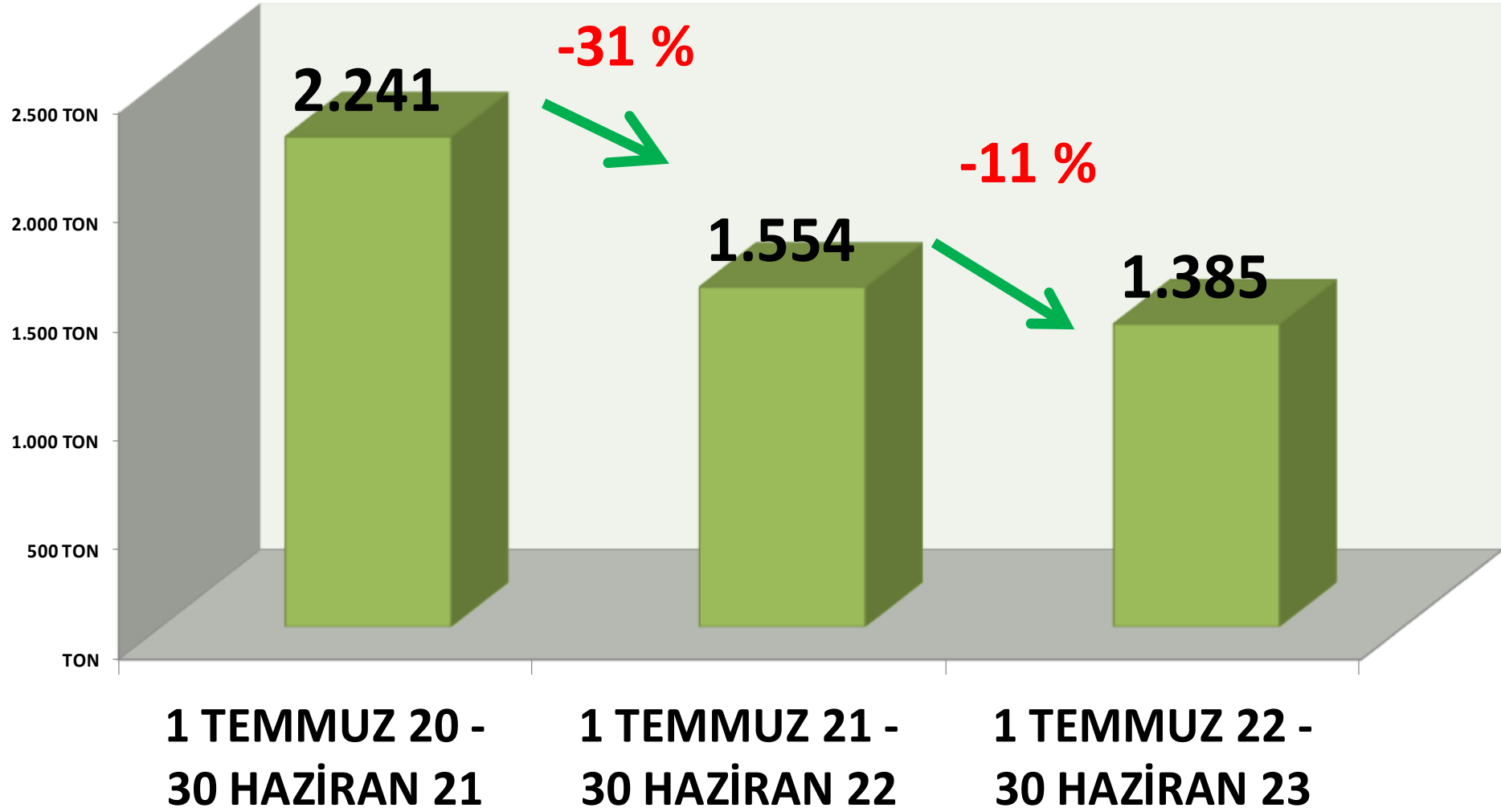
LEBLEBİ BEYAZ TOPLAM

İŞLEM MİKTARI TON	2021 HAZİRAN	2022 HAZİRAN		2023 HAZİRAN	
TTS	<u>139 TON</u>	3%	<u>143 TON</u>	-76%	<u>34 TON</u>

Leblebi Beyaz İşlem Miktarı (Ton)



YILLIK TOPLAM BEYAZ LEBLEBİ İŞLEM MİKTARI (TON)



LEBLEBİ BEYAZ 8,50 mm FİYATLARI

	2021 HAZİRAN	2022 HAZİRAN		2023 HAZİRAN	
EN AZ	8,33 TL	92%	16,00 TL	-	-
EN ÇOK	8,33 TL	92%	16,00 TL	-	-
ORTALAMA	8,32 TL	92%	16,00 TL	-	-

LEBLEBİ BEYAZ 9 mm FİYATLARI

	2021 HAZİRAN	2022 HAZİRAN		2023 HAZİRAN	
EN AZ	11,00 TL	179%	30,69 TL	63%	50,00 TL
EN ÇOK	20,00 TL	100%	40,00 TL	50%	60,00 TL
ORTALAMA	15,70 TL	119%	34,45 TL	61%	55,35 TL

LEBLEBİ BEYAZ 9 + 9,50 mm FİYATLARI

	2021 HAZİRAN	2022 HAZİRAN		2023 HAZİRAN	
EN AZ	9,16 TL	184%	26,00 TL	88%	49,00 TL
EN ÇOK	11,00 TL	164%	29,00 TL	69%	49,00 TL
ORTALAMA	10,45 TL	167%	27,89 TL	76%	49,00 TL

LEBLEBİ ELENTİ (Beyaz) Fiyatları

ORTALAMA FİYAT	2021 HAZİRAN	2022 HAZİRAN		2023 HAZİRAN	
	2,62 TL	231%	8,67 TL	-	-

SARI LEBLEBİ

LEBLEBİ SARI 9 mm

İŞLEM MİKT. TON	2021 HAZİRAN	2022 HAZİRAN		2023 HAZİRAN	
TTS	31 TON	-79%	7 TON	-90%	1 TON

LEBLEBİ SARI 9,50 mm

İŞLEM MİKT. TON	2021 HAZİRAN	2022 HAZİRAN		2023 HAZİRAN	
TTS	97 TON	-56%	42 TON	-47%	23 TON

LEBLEBİ SARI 9,75 mm

İŞLEM MİKT. TON	2021 HAZİRAN	2022 HAZİRAN		2023 HAZİRAN	
TTS	369 TON	-79%	76 TON	-15%	65 TON

LEBLEBİ SARI 10 mm

İŞLEM MİKT. TON	2021 HAZİRAN	2022 HAZİRAN		2023 HAZİRAN	
TTS	425 TON	-30%	297 TON	-62%	112 TON

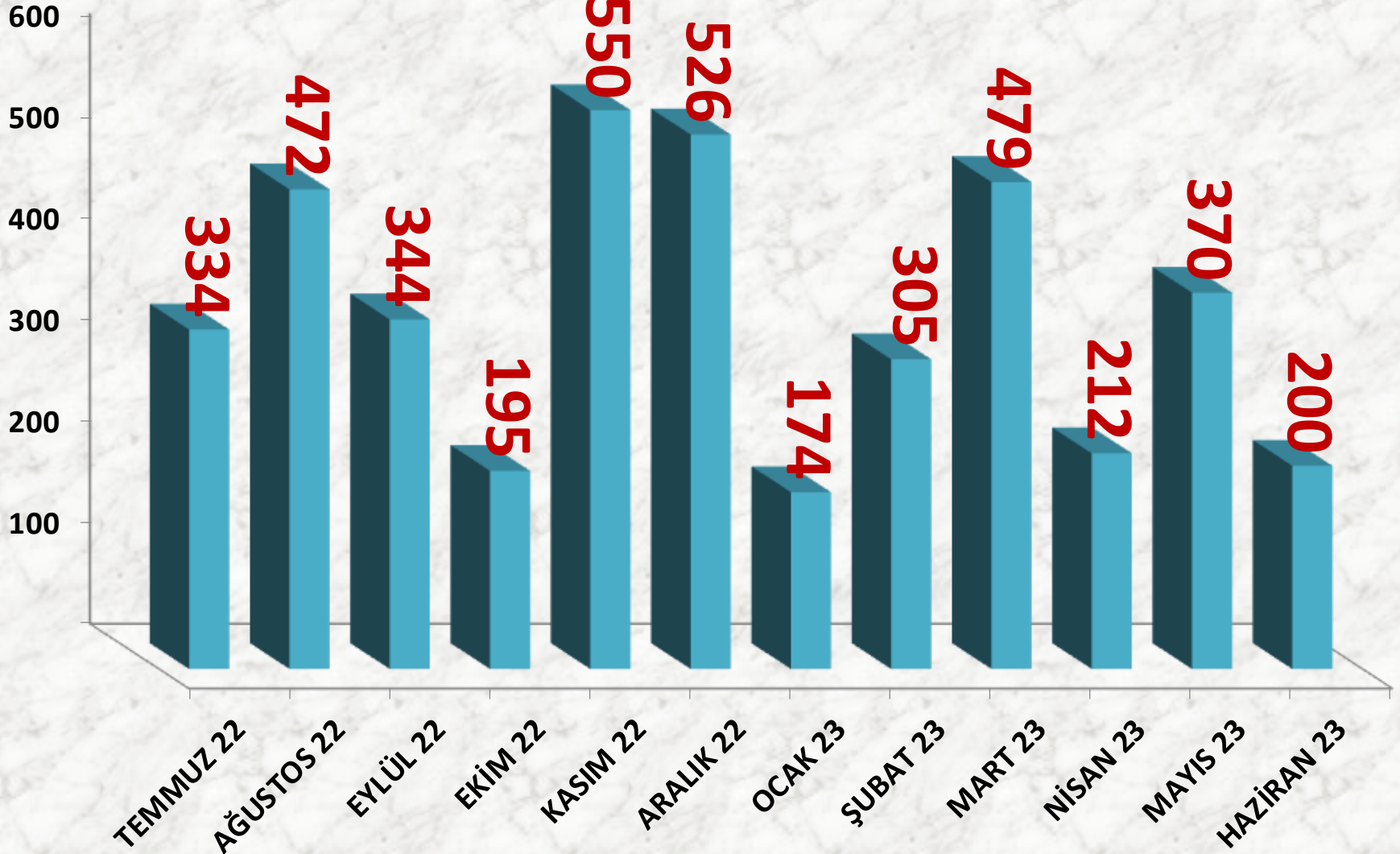
LEBLEBİ KALBURALTI (SARI)

İŞLEM MİKT. TON	2021 HAZİRAN	2022 HAZİRAN		2023 HAZİRAN	
TTS	3 TON	-100%	0	-	0

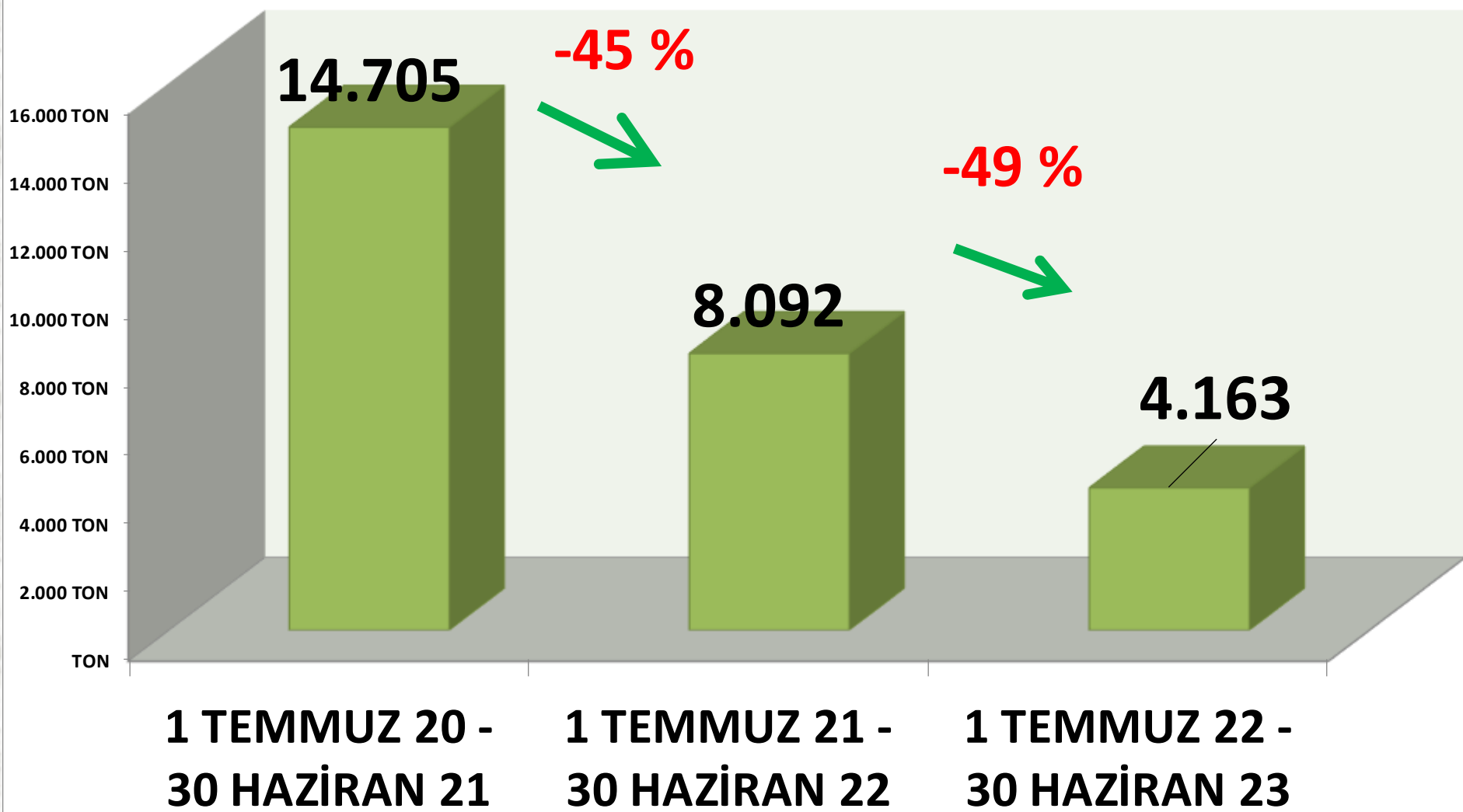
LEBLEBİ SARI TOPLAM

İŞLEM MİKT. TON	2021 HAZİRAN	2022 HAZİRAN		2023 HAZİRAN	
TTS	<u>925 TON</u>	-54%	<u>423 TON</u>	-53%	<u>200 TON</u>

Leblebi Sarı İşlem Miktarı (Ton)



YILLIK TOPLAM SARI LEBLEBİ İŞLEM MİKTARI (TON)



LEBLEBİ SARI 9 mm FİYATLARI

	2021 HAZİRAN	2022 HAZİRAN		2023 HAZİRAN	
EN AZ	5,00 TL	250%	17,50 TL	83%	32,00 TL
EN ÇOK	7,00 TL	186%	20,00 TL	60%	32,00 TL
ORTALAMA	6,51 TL	180%	18,24 TL	75%	32,00 TL

LEBLEBİ SARI 9,50 mm FİYATLARI

	2021 HAZİRAN	2022 HAZİRAN		2023 HAZİRAN	
EN AZ	7,20 TL	188%	20,75 TL	83%	38,00 TL
EN ÇOK	9,00 TL	178%	25,00 TL	80%	45,00 TL
ORTALAMA	8,25 TL	181%	23,17 TL	83%	42,43 TL

LEBLEBİ SARI 9,75 mm FİYATLARI

	2021 HAZİRAN	2022 HAZİRAN		2023 HAZİRAN	
EN AZ	9,00 TL	189%	26,00 TL	74%	45,25 TL
EN ÇOK	11,00 TL	167%	29,35 TL	69%	49,50 TL
ORTALAMA	10,11 TL	185%	28,78 TL	65%	47,51 TL

LEBLEBİ SARI 10 mm FİYATLARI

	2021 HAZİRAN	2022 HAZİRAN		2023 HAZİRAN	
EN AZ	11,30 TL	174%	31,00 TL	68%	52,00 TL
EN ÇOK	16,50 TL	191%	48,00 TL	33%	64,00 TL
ORTALAMA	12,76 TL	180%	35,78 TL	57%	56,14 TL

LEBLEBİ KALBURALTI (SARI) FİYATLARI

	2021 HAZİRAN	2022 HAZİRAN		2023 HAZİRAN	
ORTALAMA FİYAT	4,50 TL	-	-	-	-

YILLIK YURTIÇI TOPLAM LEBLEBİ İŞLEM MİKTARI

MİKTAR	1 TEMMUZ 20 - 30 HAZİRAN 21	1 TEMMUZ 21 - 30 HAZİRAN 22		1 TEMMUZ 22 - 30 HAZİRAN 23	
SARI	14.705 TON	-45%	8.092 TON	-49%	4.163 TON
BEYAZ	2.241 TON	-31%	1.554 TON	-11%	1.385 TON
KAPL.+KIRIK	4.362 TON	-52%	2.078 TON	-6%	1.950 TON
LEBLEBİ TOPLAM	21.309 TON	-45%	11.724 TON	-36%	7.497 TON

YILLIK TOPLAM TTS LEBLEBİ TESCİLİ

■ KAPL. + KIRIK

■ BEYAZ

■ SARI

40.000 TON
35.000 TON
30.000 TON
25.000 TON
20.000 TON
15.000 TON
10.000 TON
5.000 TON
TON

4362 TON

2.241 TON

14.705 TON

➔
-45 %

2078 TON

1.554 TON

8.092 TON

➔
-36 %

1950 TON

1.385 TON

4.163 TON

1 TEMMUZ 20 -
30 HAZİRAN 21

1 TEMMUZ 21 -
30 HAZİRAN 22

1 TEMMUZ 22 -
30 HAZİRAN 23

LEBLEBİ İHRACAT MİKTARLARI

2021 HAZİRAN

SARI LEBLEBİ	64.943 kg.
BEYAZ LEBLEBİ	2.686 kg.
KAPLAMALI LEBLEBİ	14.931 kg.
KIRIK LEBLEBİ	-
LEBLEBİ UNU	-
LEBLEBİ KALBURALTI	-
TOPLAM	82.560 kg.

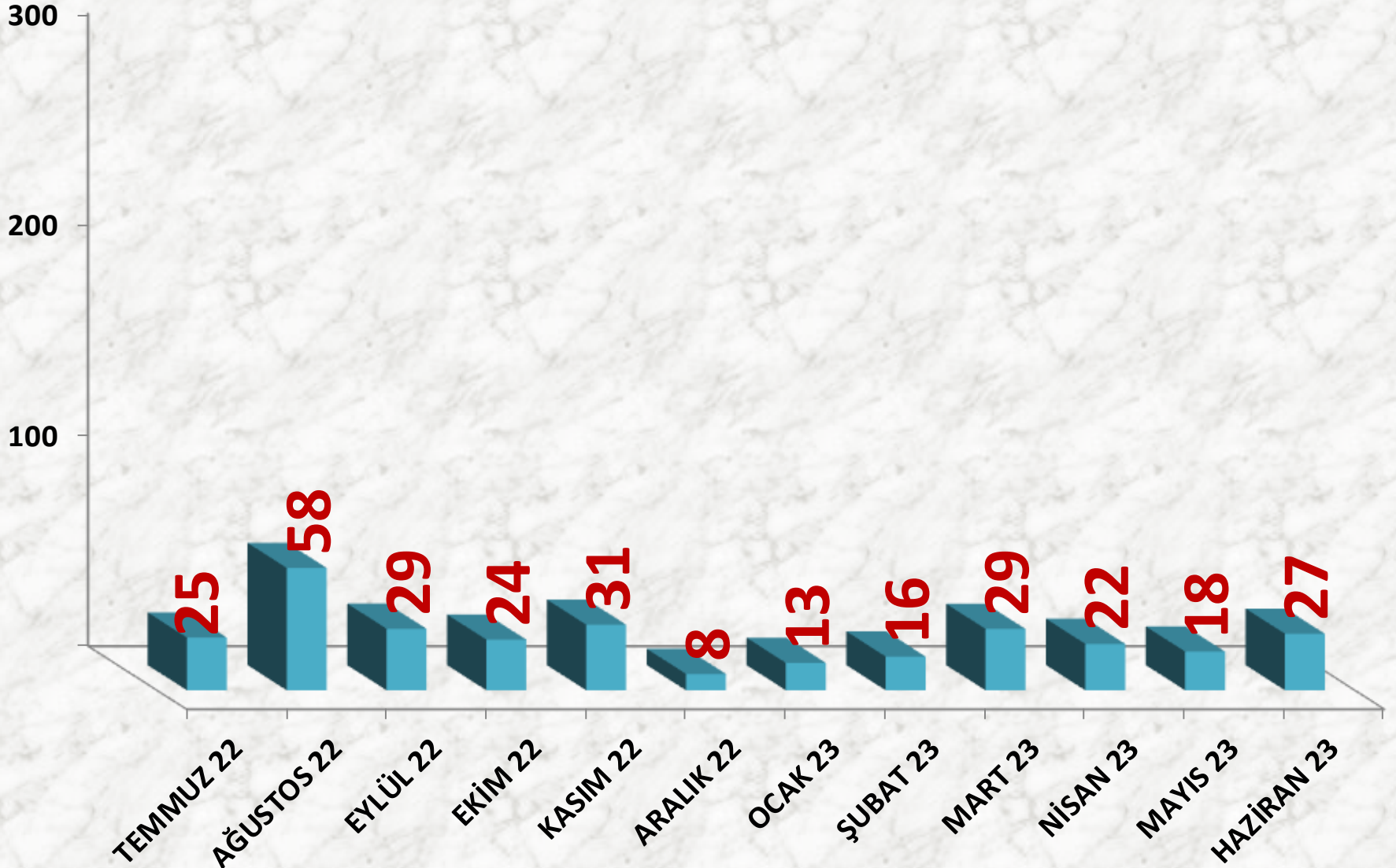
2022 HAZİRAN

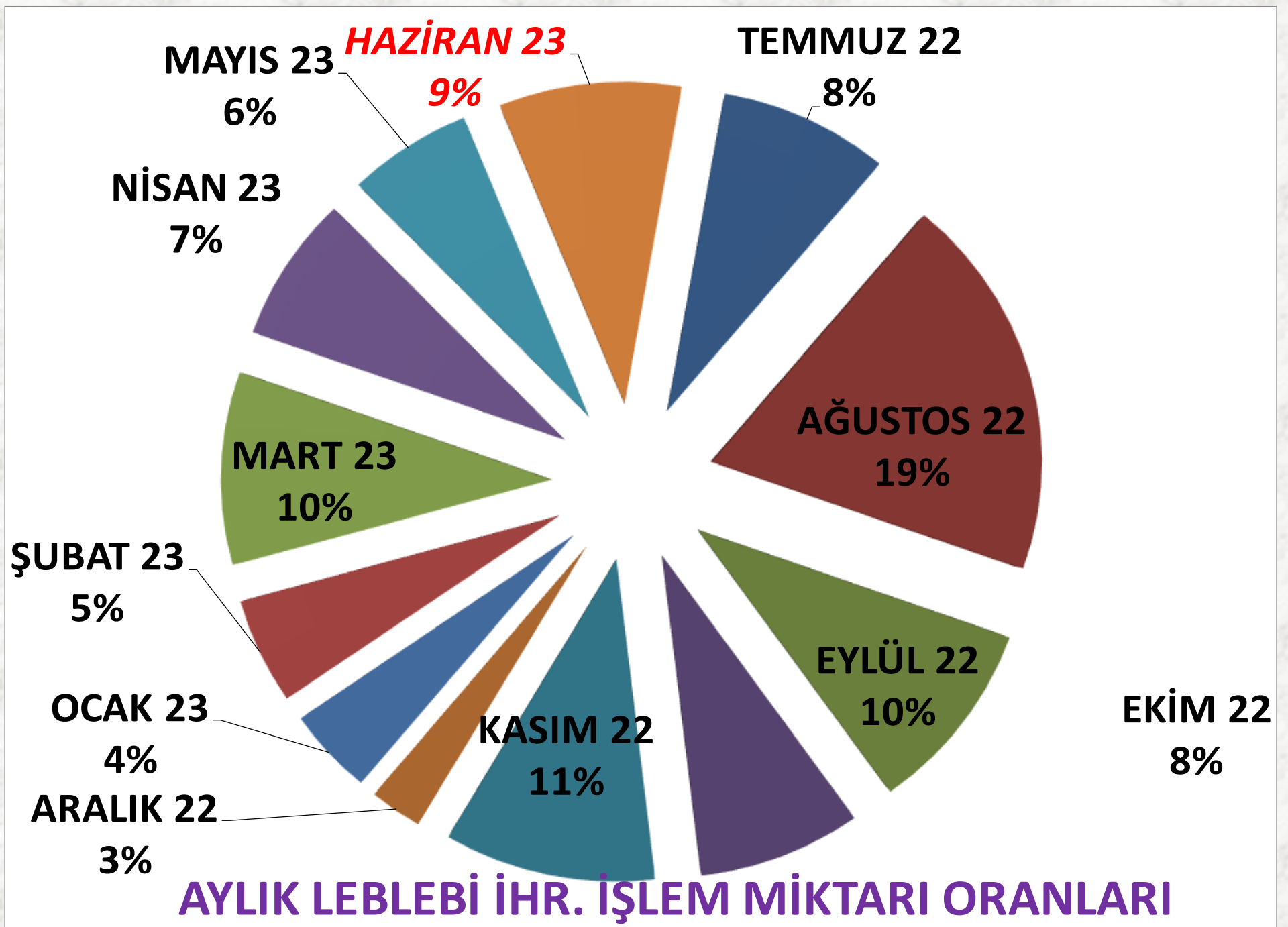
SARI LEBLEBİ	17.016 kg.
BEYAZ LEBLEBİ	1.528 kg.
KAPLAMALI LEBLEBİ	1.964 kg.
KIRIK LEBLEBİ	-
LEBLEBİ UNU	-
LEBLEBİ KALBURALTI	-
TOPLAM	20.508 kg.

2023 HAZİRAN

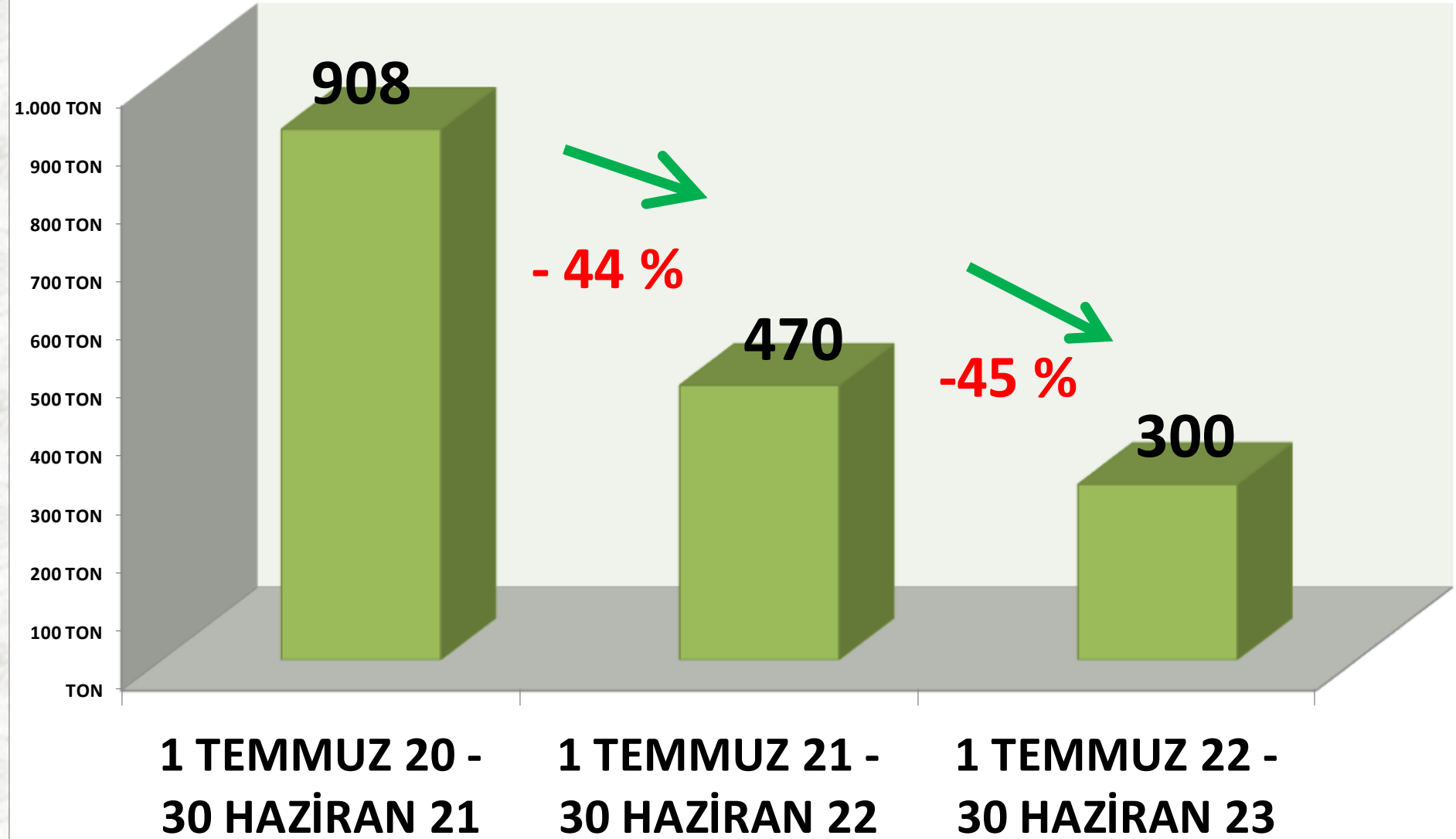
SARI LEBLEBİ	16.063 kg.
BEYAZ LEBLEBİ	8.327 kg.
KAPLAMALI LEBLEBİ	2.427 kg.
KIRIK LEBLEBİ	-
LEBLEBİ UNU	-
LEBLEBİ KALBURALTI	-
TOPLAM	26.817 kg.

Leblebi İhracat (Ton)





YILLIK TOPLAM LEBLEBI İHRACAT MIKTARI (TON)



AYÇEKİRDEĞİ

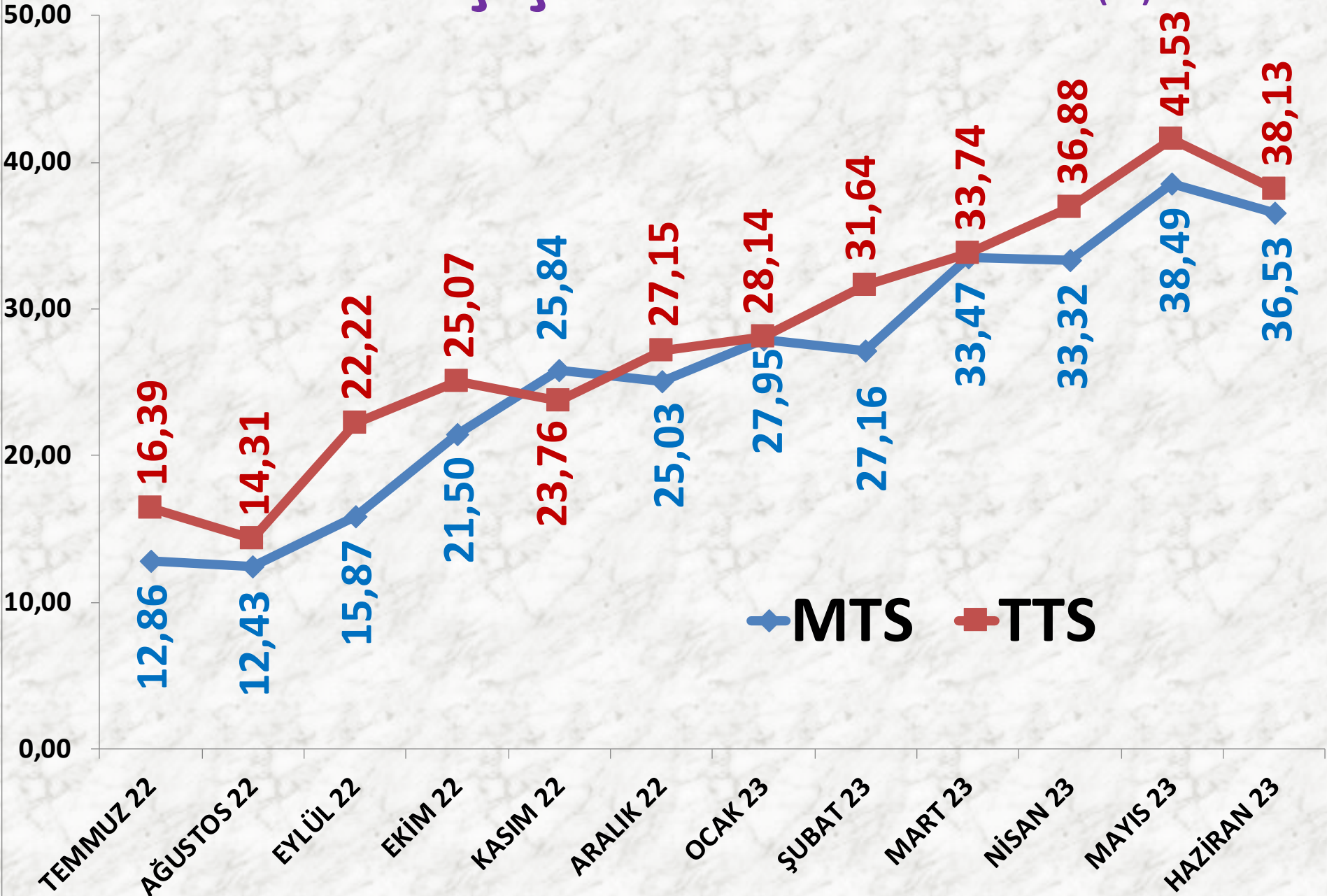
İŞLEM MİKTARI TON	2021 HAZİRAN	2022 HAZİRAN		2023 HAZİRAN	
MTS	415 TON	367%	1.936 TON	-89%	209 TON
TTS	1.298 TON	10%	1.434 TON	-47%	754 TON

EN AZ FİYAT	2021 HAZİRAN	2022 HAZİRAN		2023 HAZİRAN	
MTS	10,00 TL	-26%	7,42 TL	356%	33,82 TL
TTS	8,75 TL	-7%	8,10 TL	246%	28,00 TL

EN ÇOK FİYAT	2021 HAZİRAN	2022 HAZİRAN		2023 HAZİRAN	
MTS	14,59 TL	23%	17,93 TL	118%	39,00 TL
TTS	18,10 TL	82%	33,00 TL	64%	54,00 TL

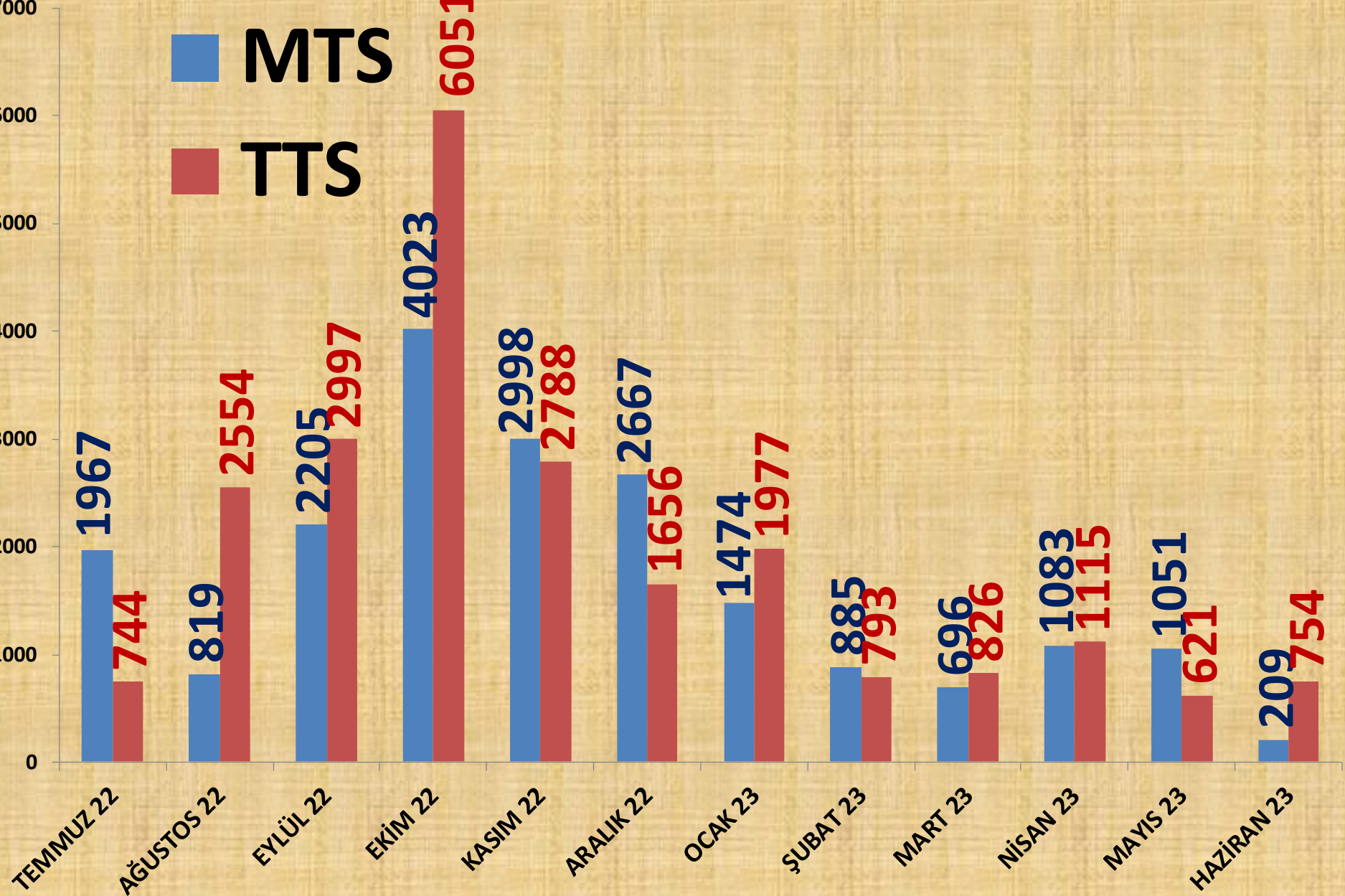
ORTALAMA FİYAT	2021 HAZİRAN	2022 HAZİRAN		2023 HAZİRAN	
MTS	13,50 TL	-13%	11,73 TL	211%	36,53 TL
TTS	12,78 TL	17%	14,97 TL	155%	38,13 TL

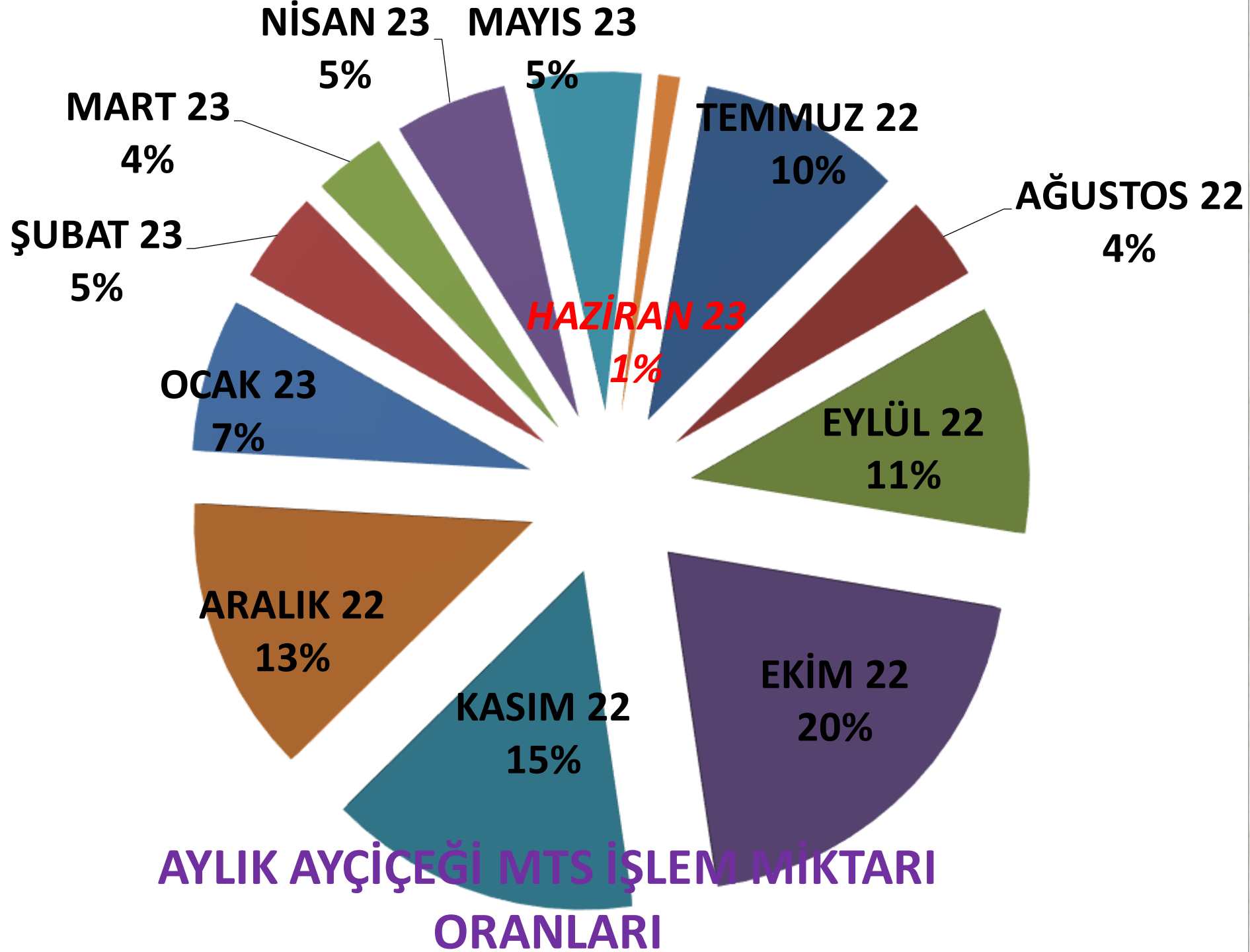
AYLIK AYÇİÇEĞİ FİYAT TRENDİ (TL)



AYLIK AYÇİÇEĞİ İŞLEM MİKTARI (TON)

MTS
TTS



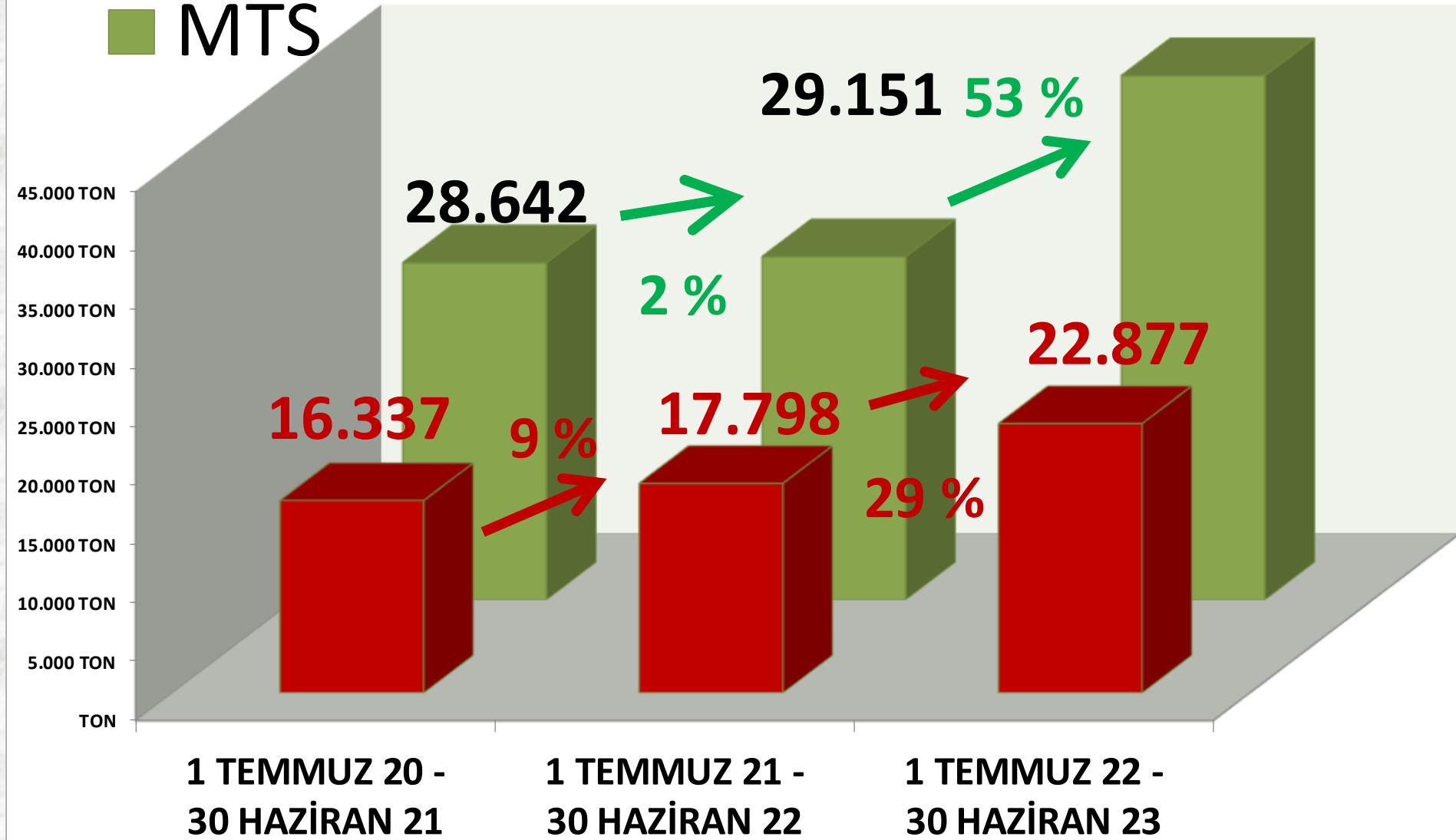


YILLIK AYÇİÇEĞİ İŞLEM MİKTARI (TON)

■ TTS

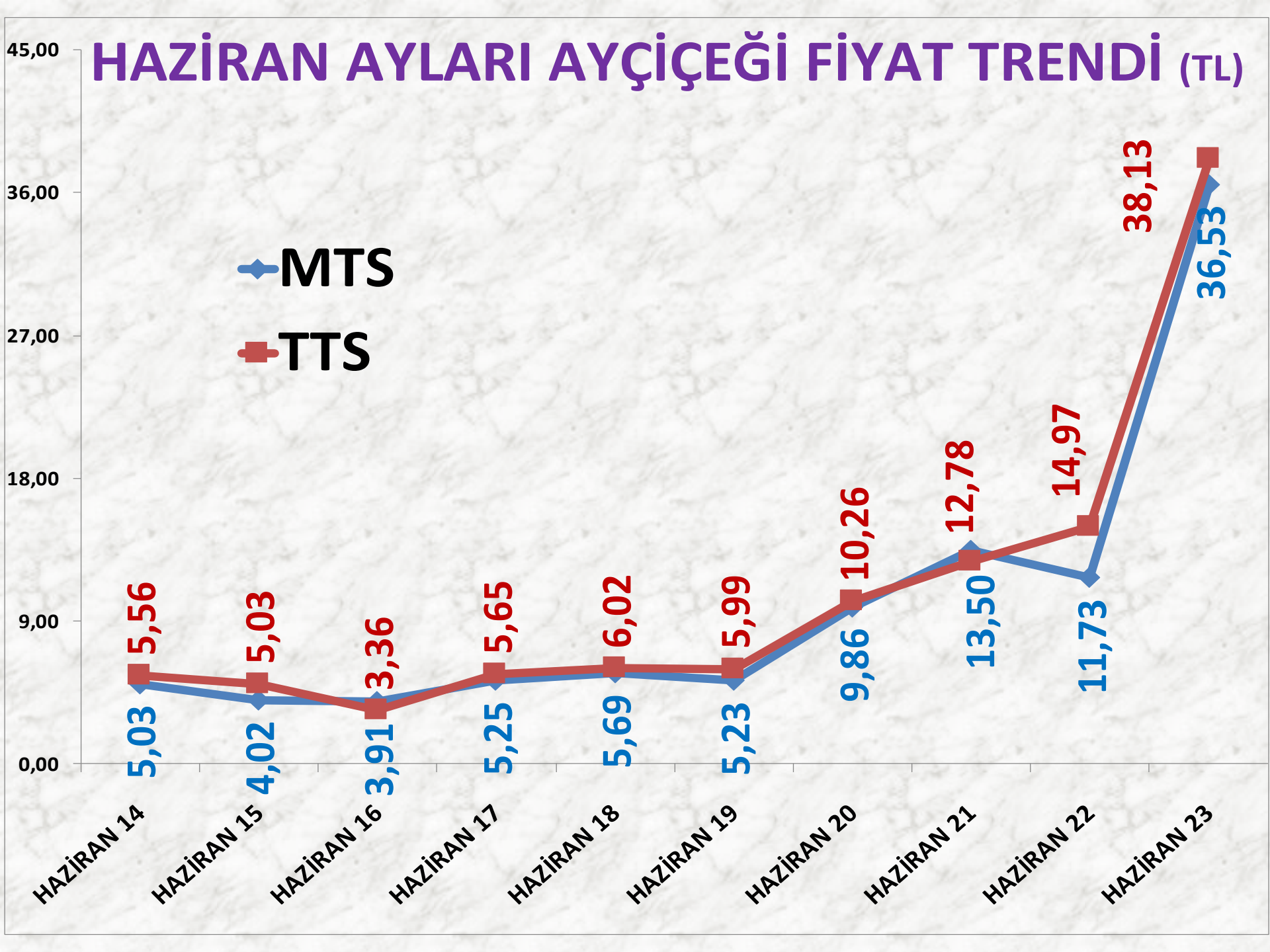
■ MTS

44.531



HAZİRAN AYLARI AYÇİÇEĞİ FİYAT TRENDİ (TL)

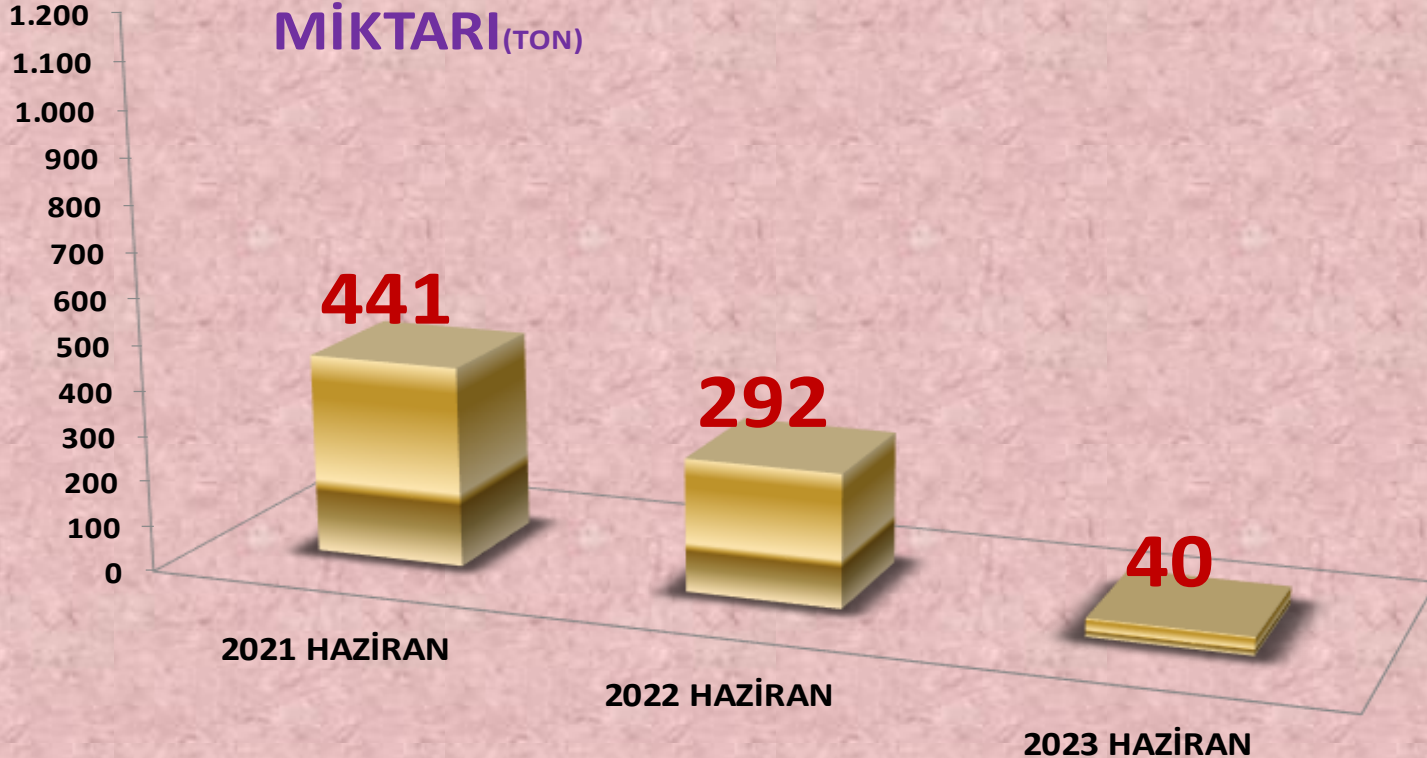
◆ MTS
■ TTS



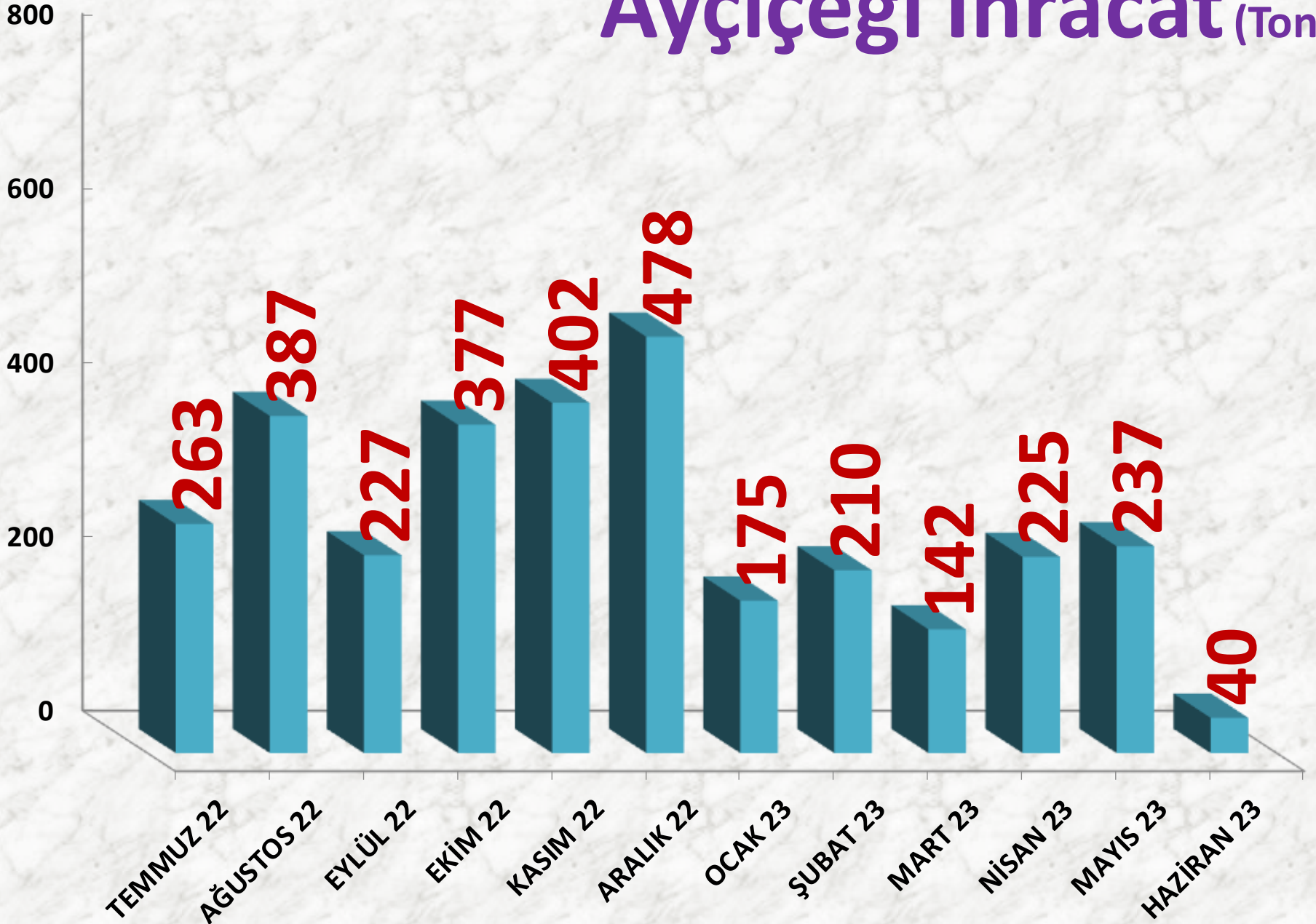
AYÇEKİRDEĞİ İHRACATI

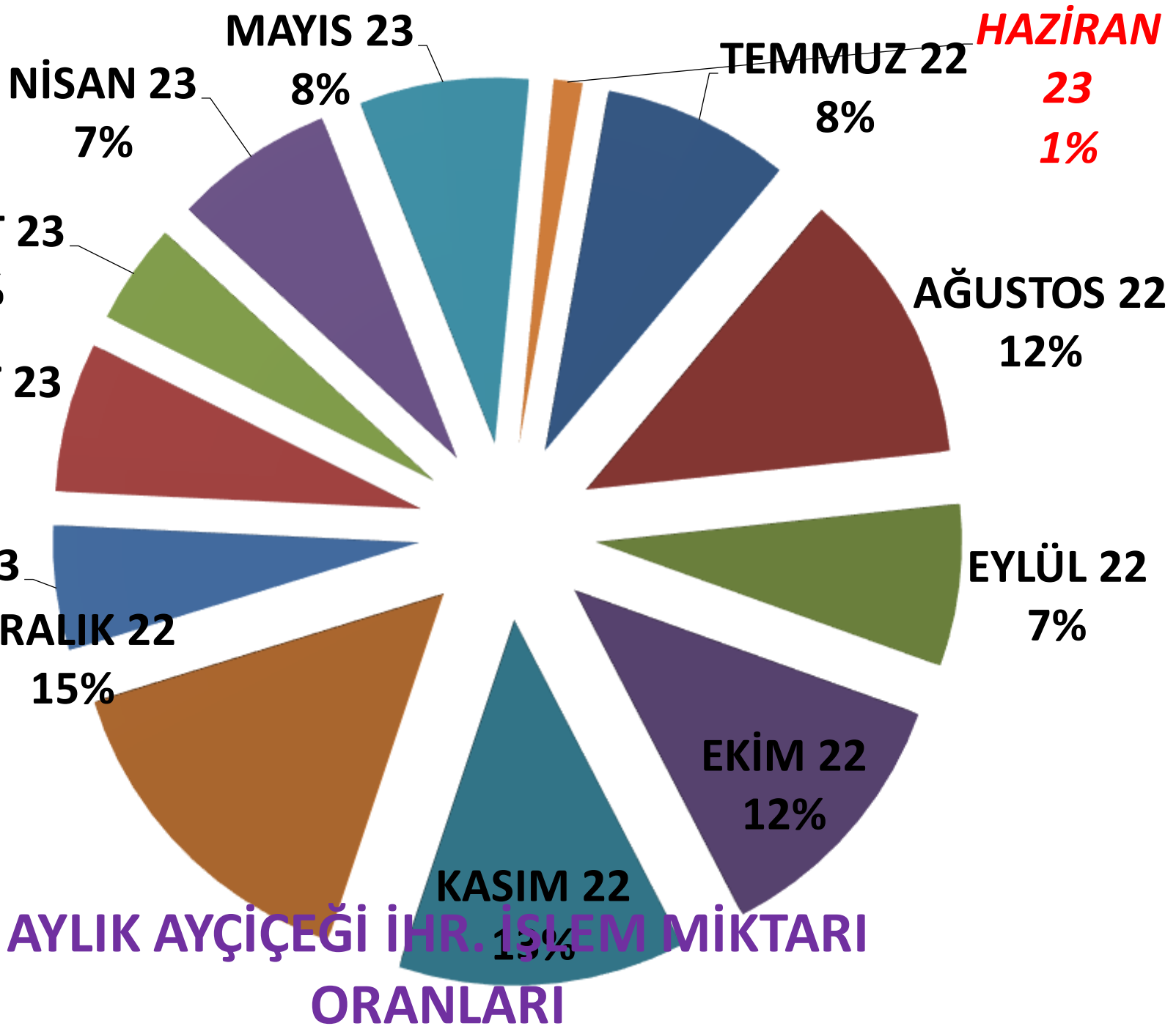
	2021 HAZİRAN	2022 HAZİRAN		2023 HAZİRAN	
İHRACAT	441 TON	-34%	292 TON	-86%	40 TON

AYÇEKİRDEĞİ İHRACAT MİKTARI (TON)

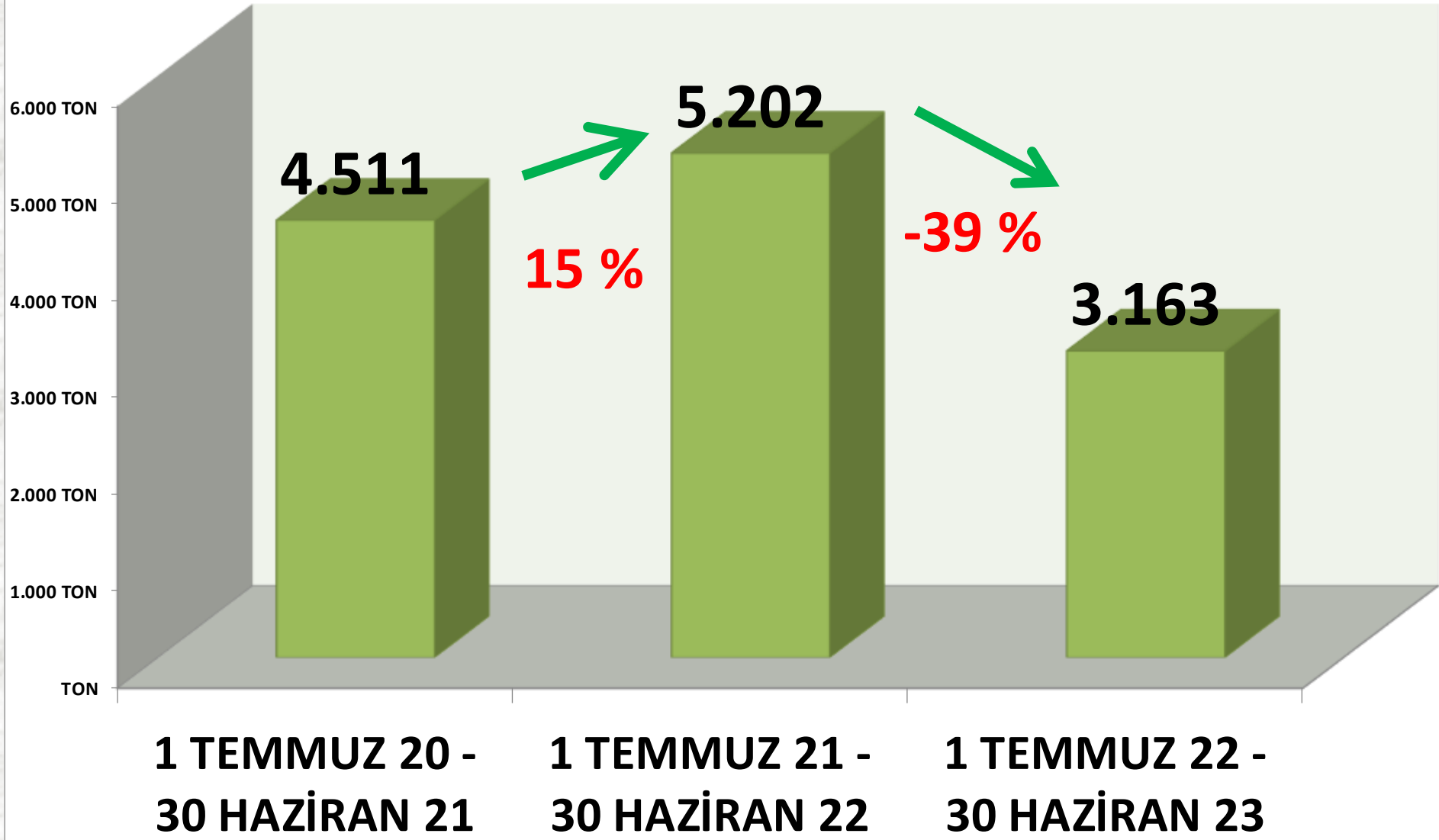


Ayçiçeği İhracat (Ton)





YILLIK TOPLAM AYÇIÇEĞİ İHRACATI MİKTARI (TON)



SÜT

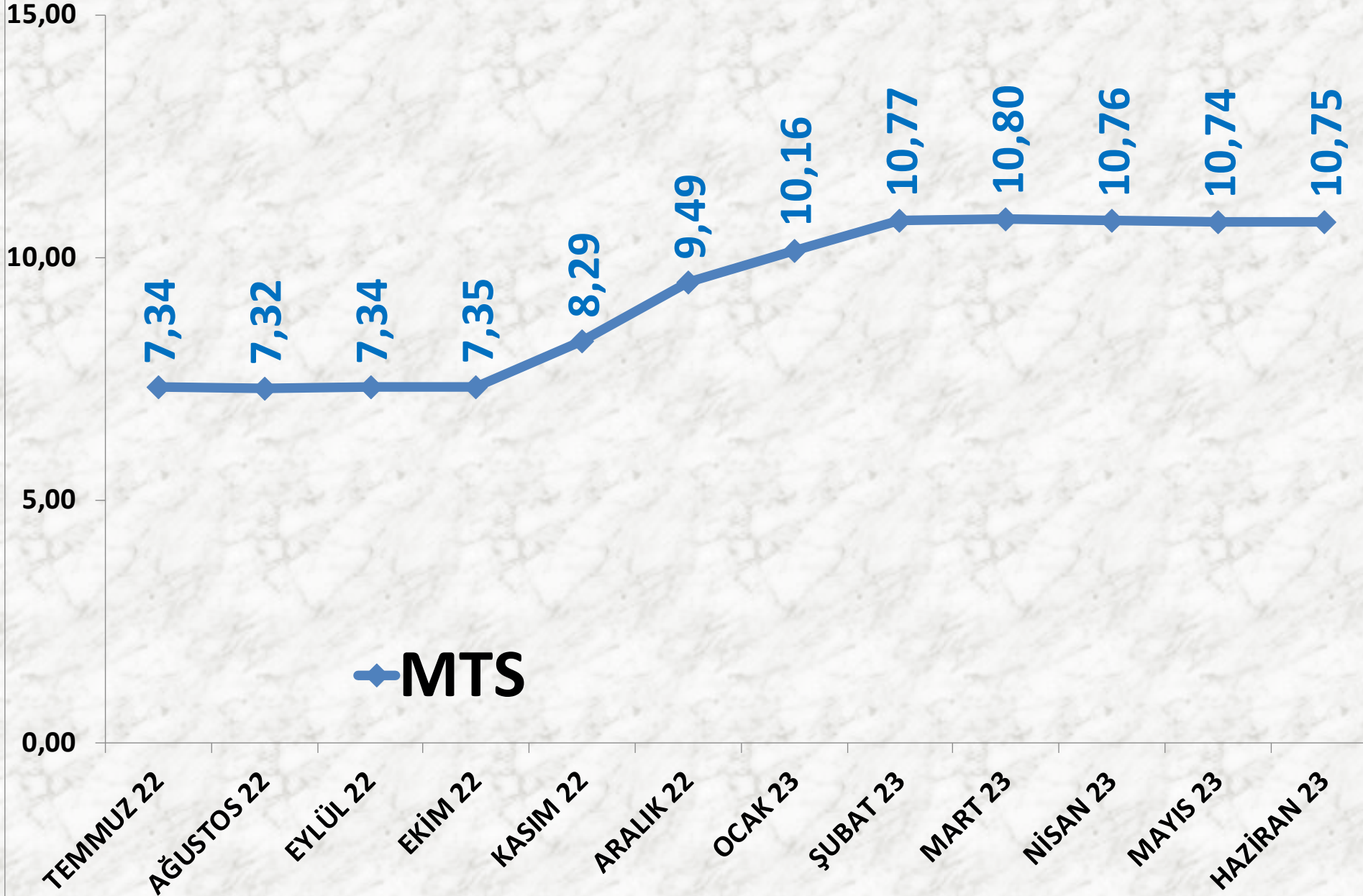
İŞLEM MİKTARI (M³)	2021 HAZİRAN	2022 HAZİRAN		2023 HAZİRAN	
MTS	32.221 M ³	-10%	28.862 M ³	4%	30.033 M ³

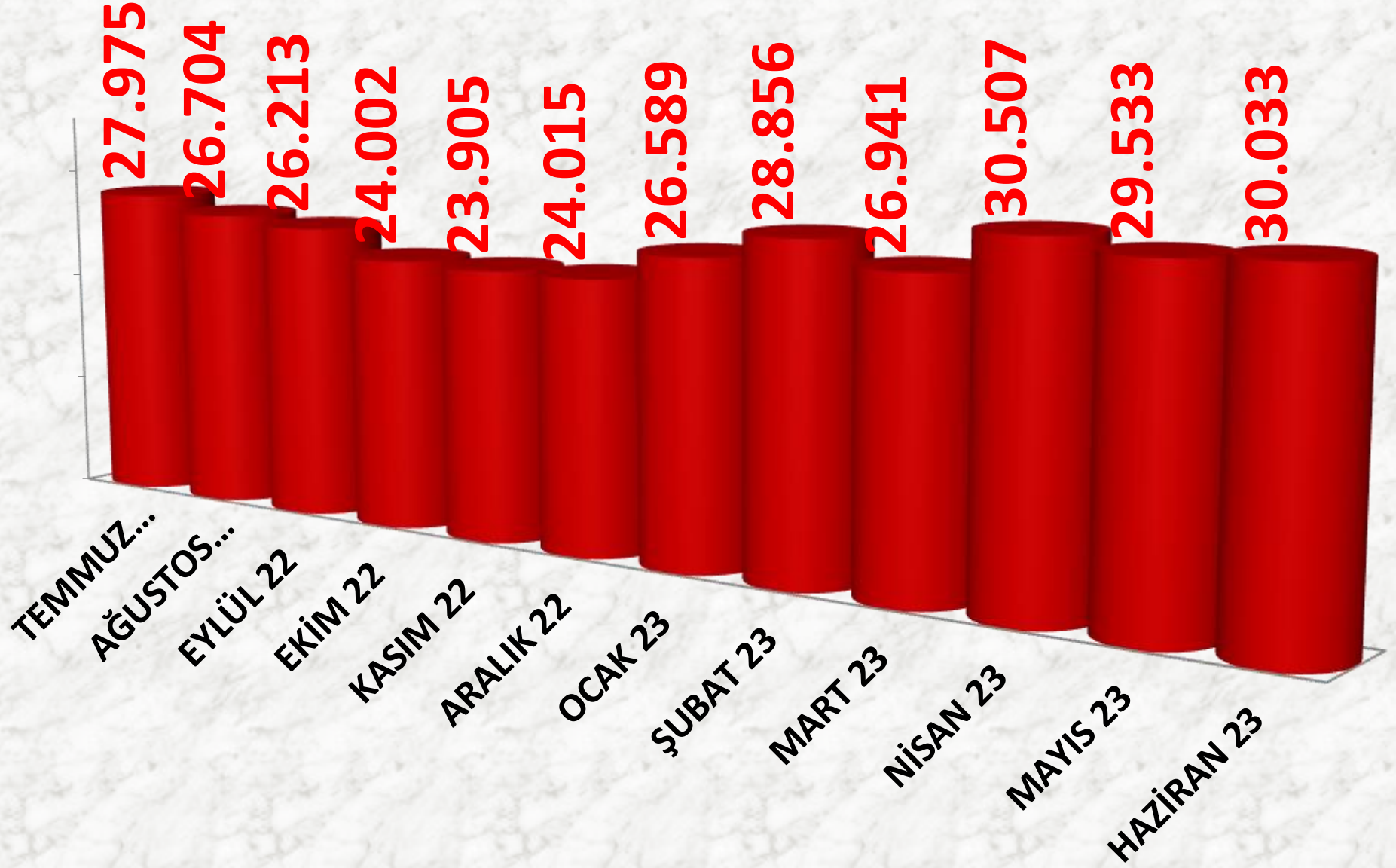
EN AZ FİYAT	2021 HAZİRAN	2022 HAZİRAN		2023 HAZİRAN	
MTS	2,47 TL	82%	4,50 TL	100%	9,00 TL

EN ÇOK FİYAT	2021 HAZİRAN	2022 HAZİRAN		2023 HAZİRAN	
MTS	3,08 TL	194%	9,04 TL	31%	11,88 TL

ORTALAMA FİYAT	2021 HAZİRAN	2022 HAZİRAN		2023 HAZİRAN	
MTS	2,73 TL	139%	6,53 TL	65%	10,75 TL

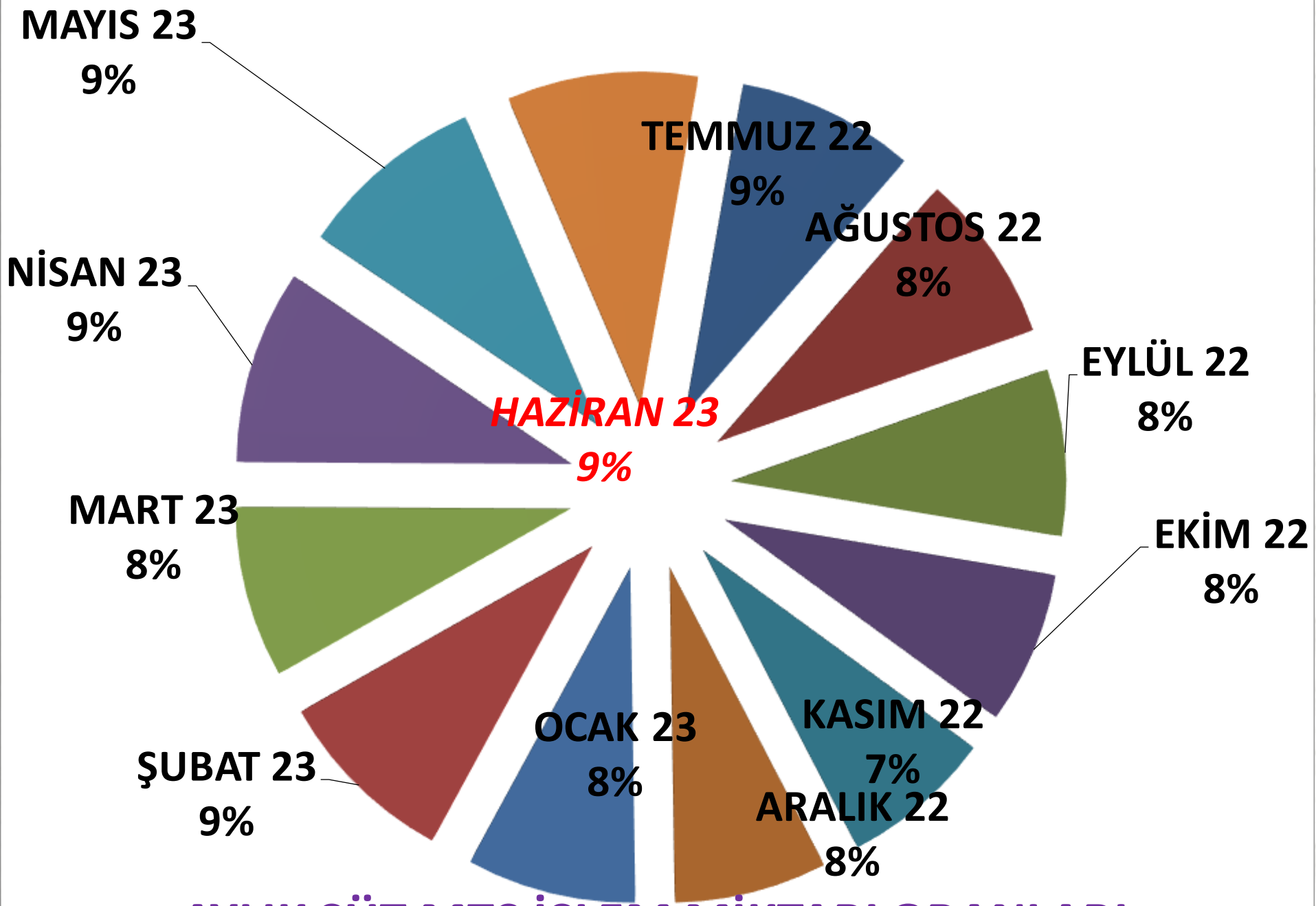
AYLIK İNEK SÜTÜ FİYAT TRENDİ_(TL)



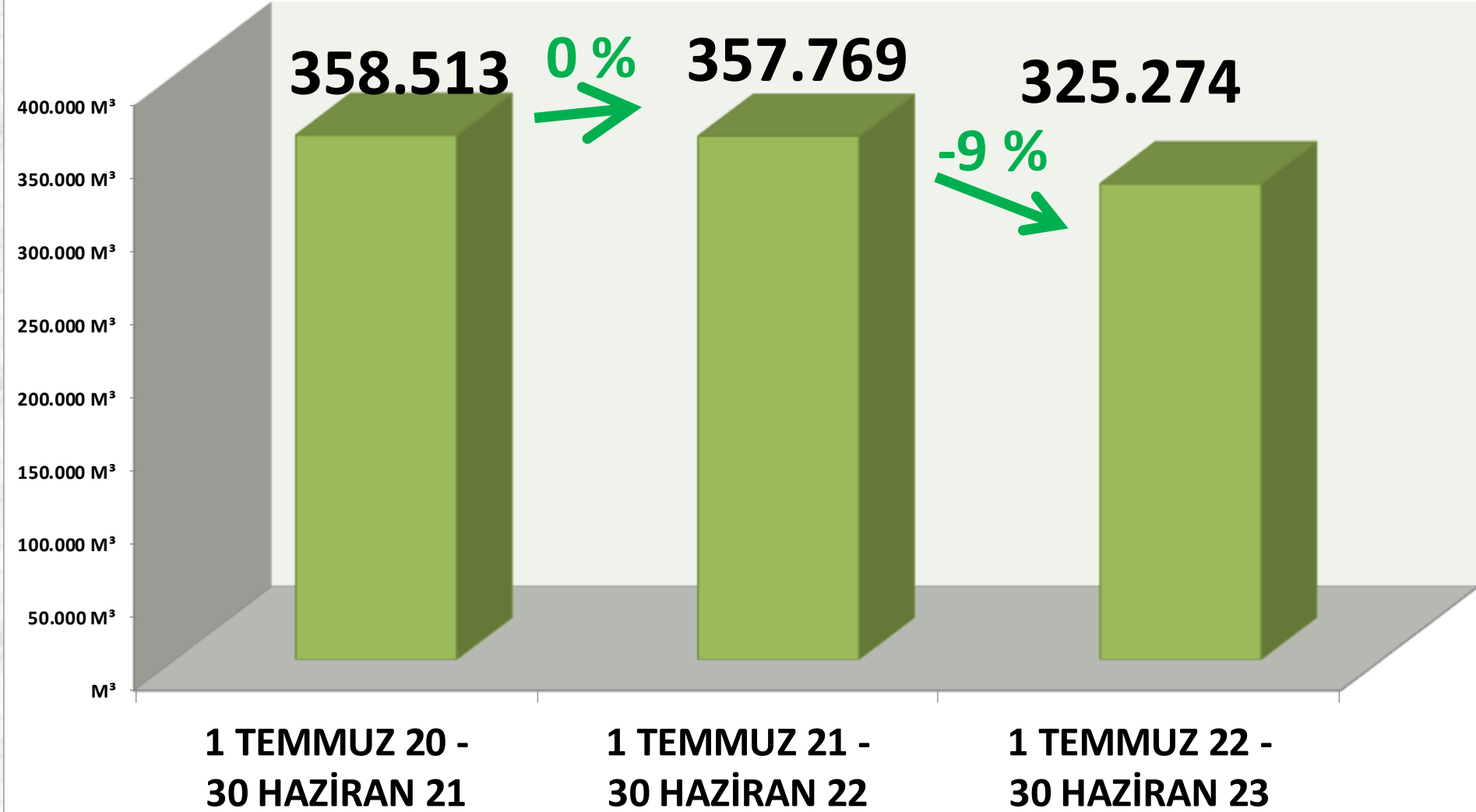


AYLIK SÜT İŞLEM MİKTARI (M³)

AYLIK SÜT MTS İŞLEM MİKTARI ORANLARI



YILLIK İNEK SÜTÜ İŞLEM MİKTARI (TON)



BEYAZ HAŞHAŞ

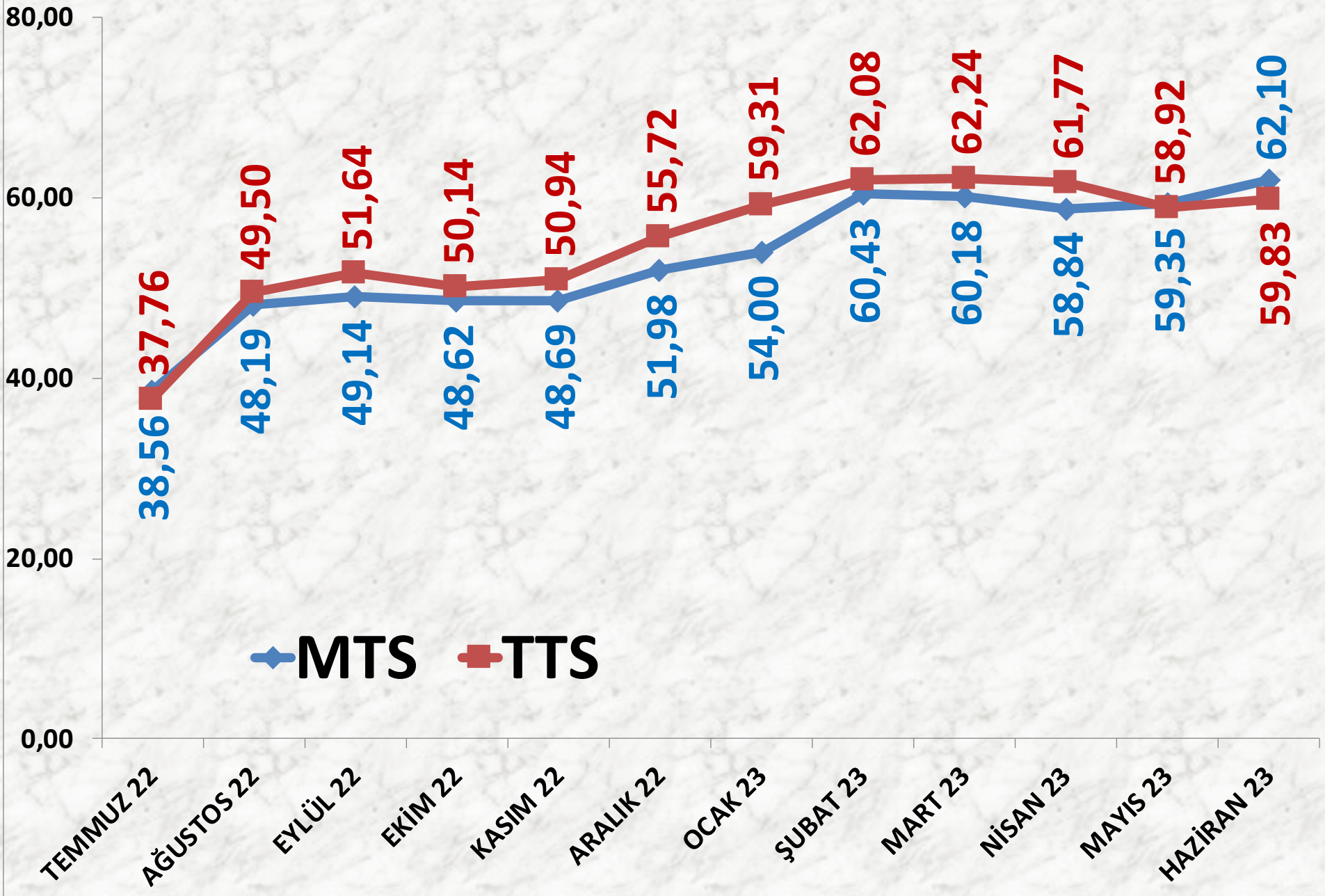
İŞLEM MİKTARI TON	2021 HAZİRAN	2022 HAZİRAN		2023 HAZİRAN	
MTS	0	-	287 TON	-93%	20 TON
TTS	53 TON	630%	384 TON	-88%	45 TON

EN AZ FİYAT	2021 HAZİRAN	2022 HAZİRAN		2023 HAZİRAN	
MTS	-	-	34,69 TL	56%	54,00 TL
TTS	20,30 TL	78%	36,21 TL	56%	56,61 TL

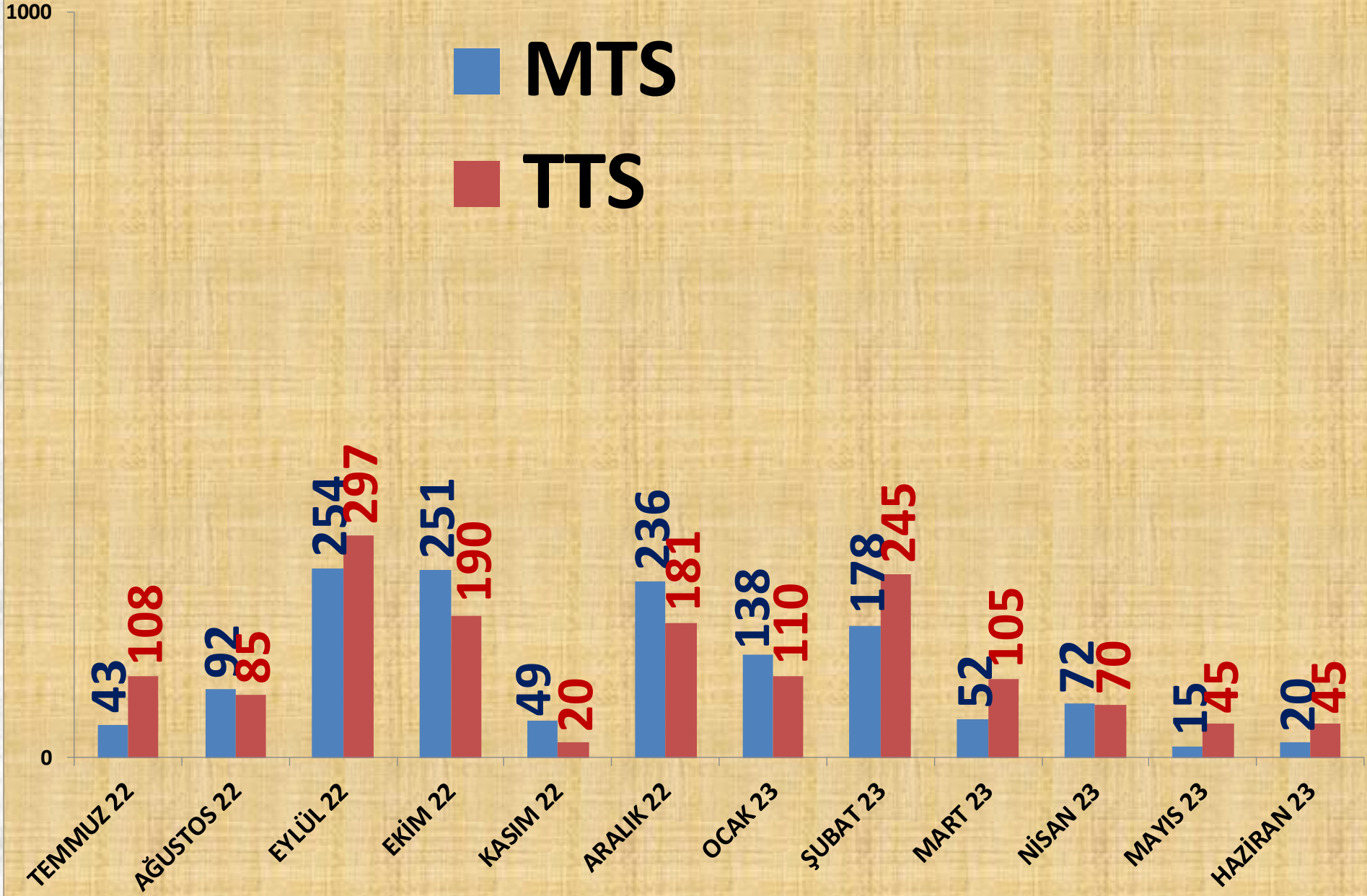
EN ÇOK FİYAT	2021 HAZİRAN	2022 HAZİRAN		2023 HAZİRAN	
MTS	-	-	43,00 TL	47%	63,00 TL
TTS	27,47 TL	57%	43,14 TL	84%	79,52 TL

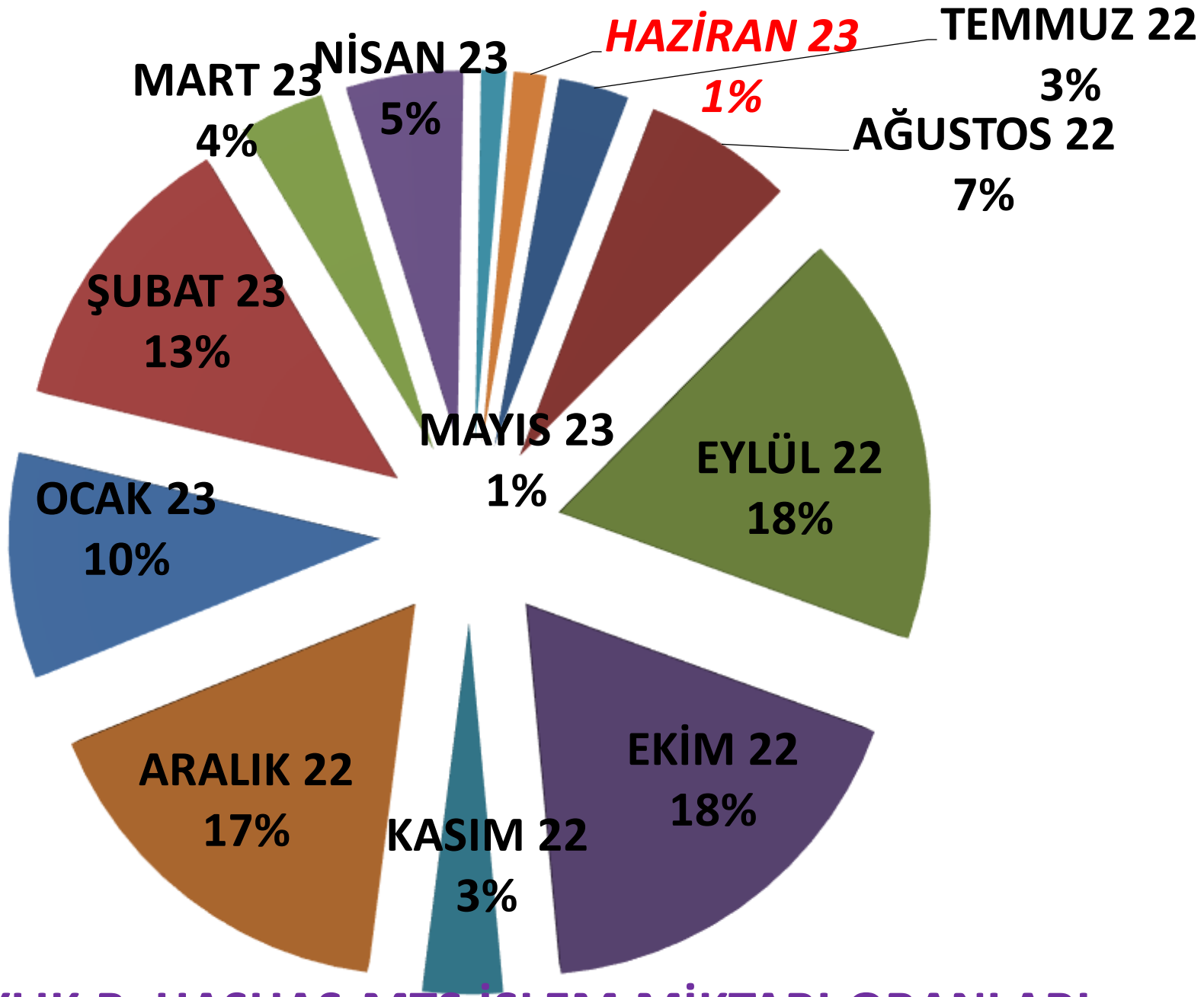
ORTALAMA FİYAT	2021 HAZİRAN	2022 HAZİRAN		2023 HAZİRAN	
MTS	-	-	37,21 TL	67%	62,10 TL
TTS	20,43 TL	91%	39,03 TL	53%	59,83 TL

AYLIK B. HAŞHAŞ FİYAT TRENDİ (TL)



AYLIK B. HAŞHAŞ İŞLEM MİKTARI (TON)



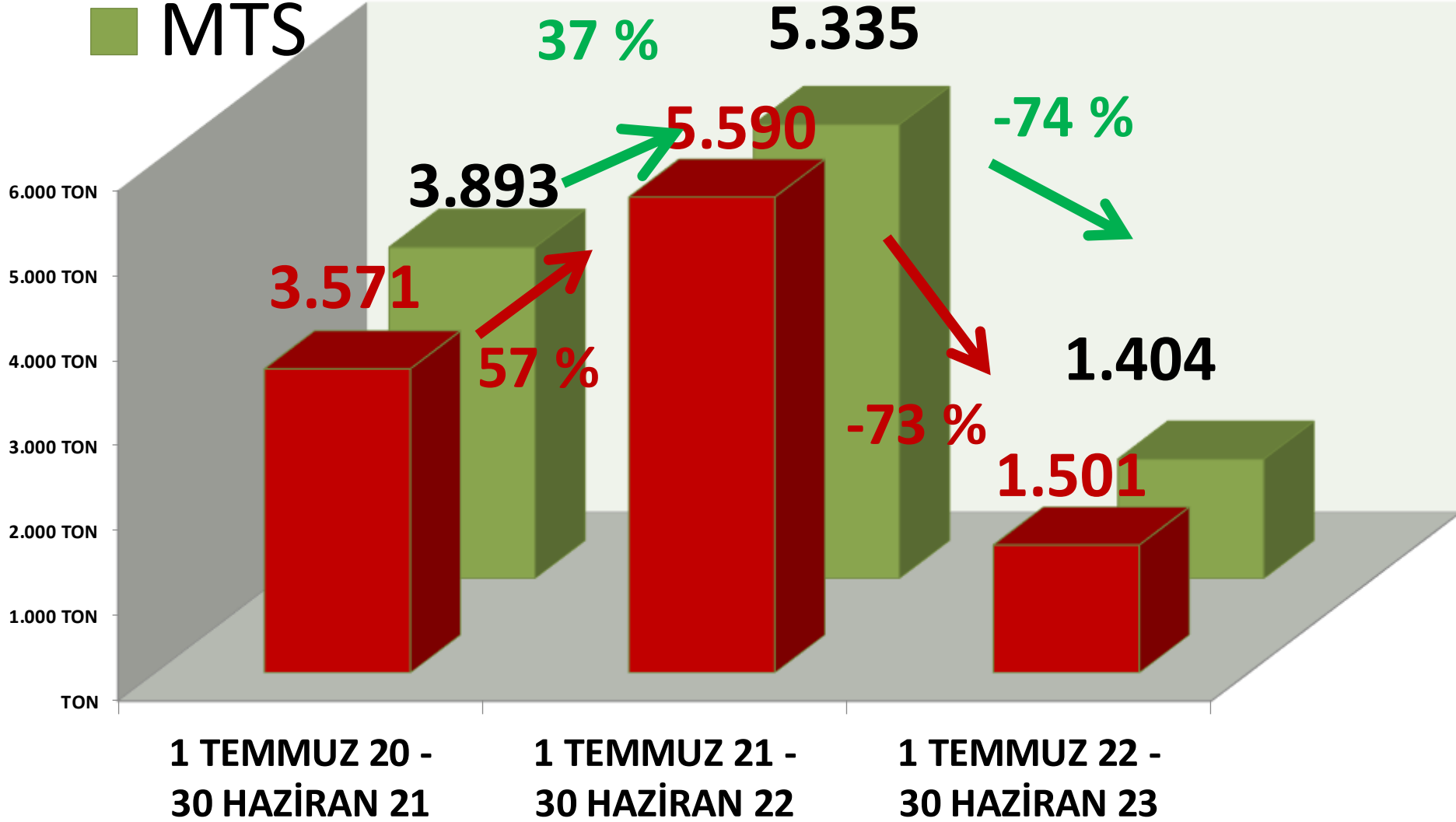


AYLIK B. HAŞHAŞ MTS İŞLEM MİKTARI ORANLARI

■ TTS

YILLIK B. HAŞHAŞ İŞLEM MİKTARI (TON)

■ MTS



HAZİRAN AYLARI B. HAŞHAŞ FİYAT TRENDİ (TL)

◆ MTS

■ TTS

HAZİRAN 14

HAZİRAN 15

HAZİRAN 16

HAZİRAN 17

HAZİRAN 18

HAZİRAN 19

HAZİRAN 20

HAZİRAN 21

HAZİRAN 22

HAZİRAN 23

5,93

6,32

7,28

7,93

9,31

19,15

19,40

20,43

37,21

62,10

6,20

6,32

7,50

8,07

9,49

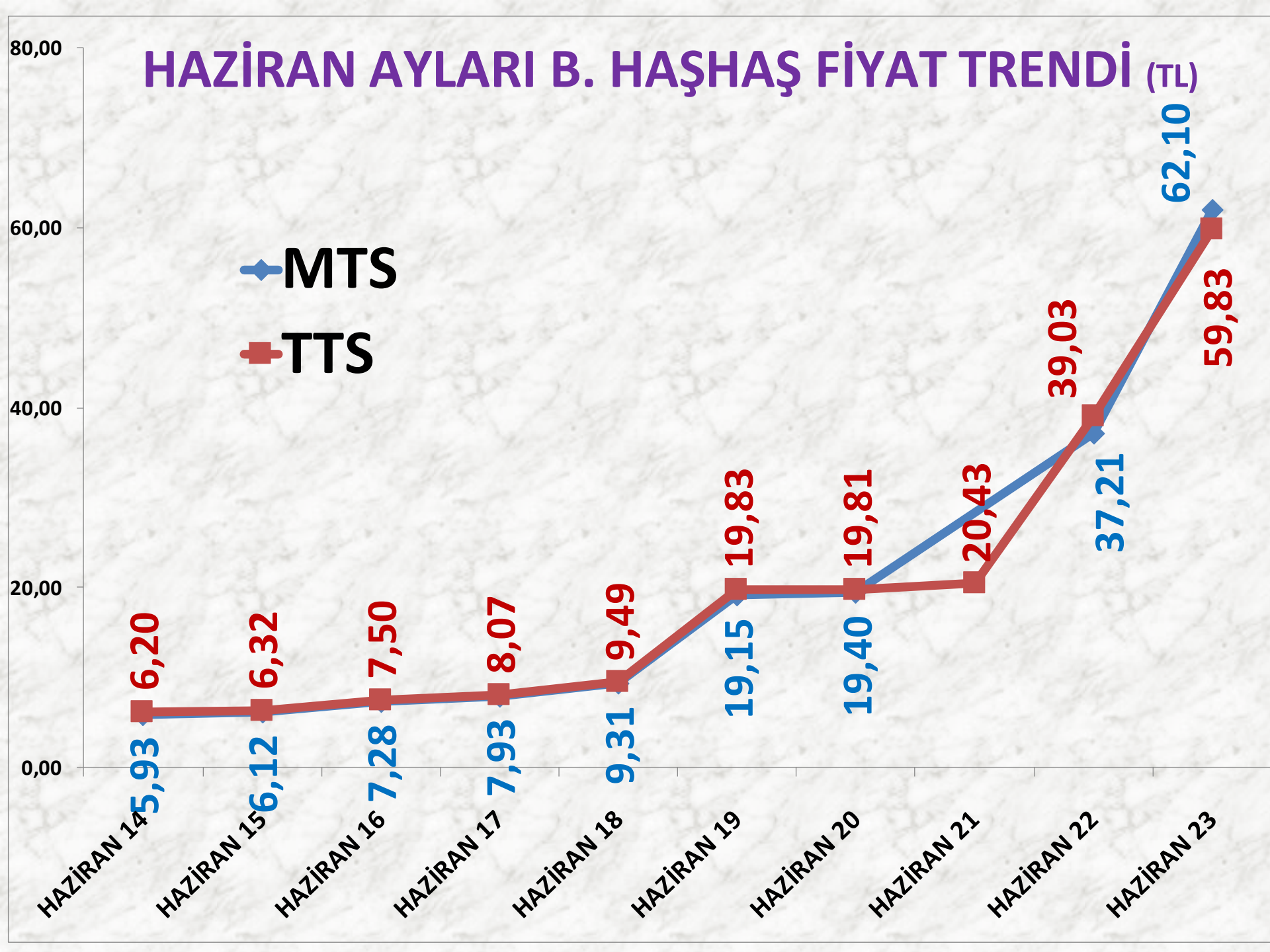
19,83

19,81

20,43

39,03

59,83



MAVİ HAŞHAŞ

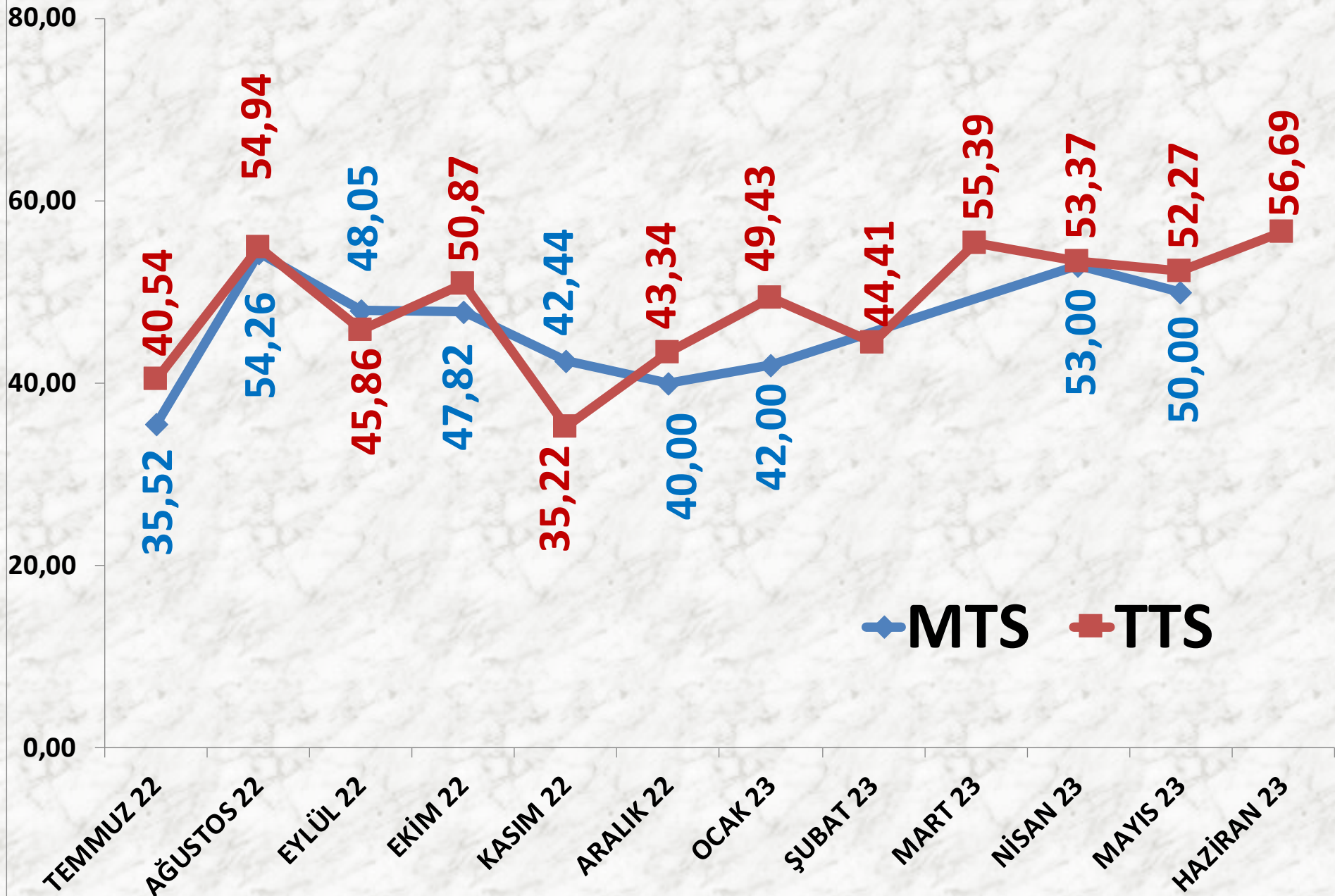
İŞLEM MİKTARI TON	2021 HAZİRAN	2022 HAZİRAN		2023 HAZİRAN	
MTS	7 TON	7694%	523 TON	-	0
TTS	243 TON	-5%	231 TON	-95%	12 TON

EN AZ FİYAT	2021 HAZİRAN	2022 HAZİRAN		2023 HAZİRAN	
MTS	18,80 TL	65%	31,00 TL	-	-
TTS	15,60 TL	105%	32,00 TL	70%	54,24 TL

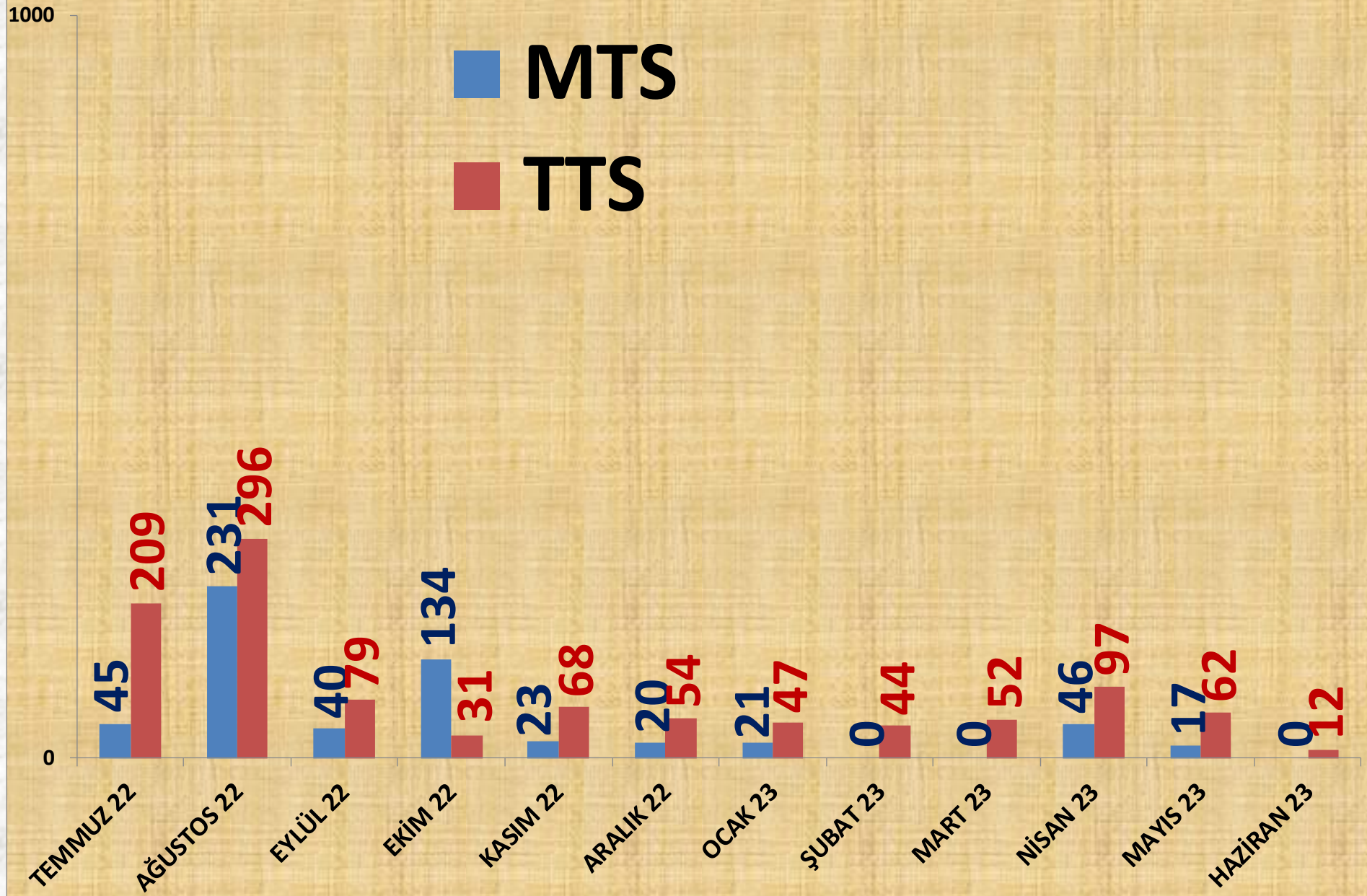
EN ÇOK FİYAT	2021 HAZİRAN	2022 HAZİRAN		2023 HAZİRAN	
MTS	18,80 TL	107%	39,00 TL	-	-
TTS	27,00 TL	52%	41,00 TL	63%	67,00 TL

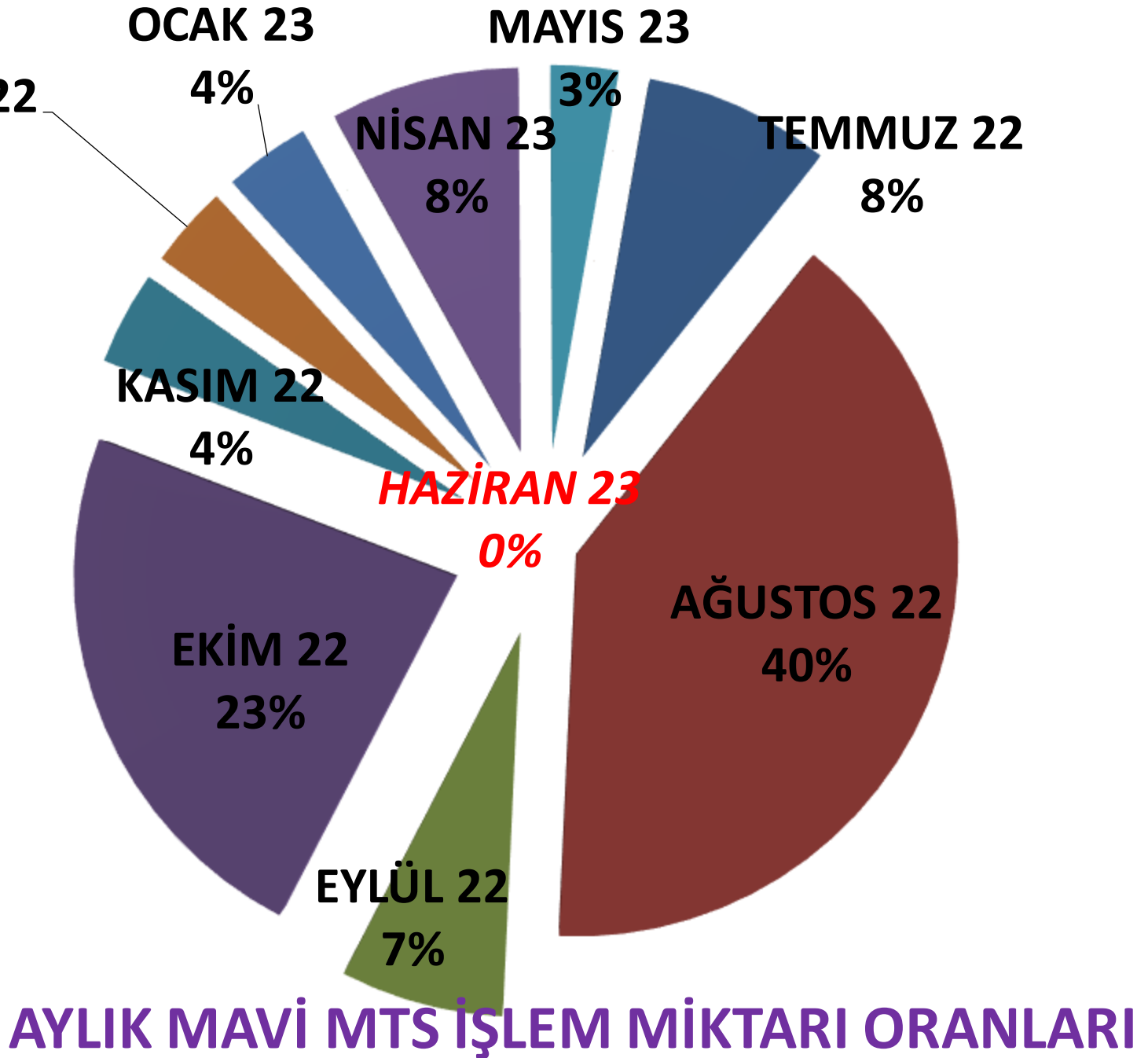
ORTALAMA FİYAT	2021 HAZİRAN	2022 HAZİRAN		2023 HAZİRAN	
MTS	18,80 TL	81%	34,00 TL	-	-
TTS	19,11 TL	75%	33,50 TL	69%	56,69 TL

AYLIK MAVİ HAŞHAŞ FİYAT TRENDİ (TL)



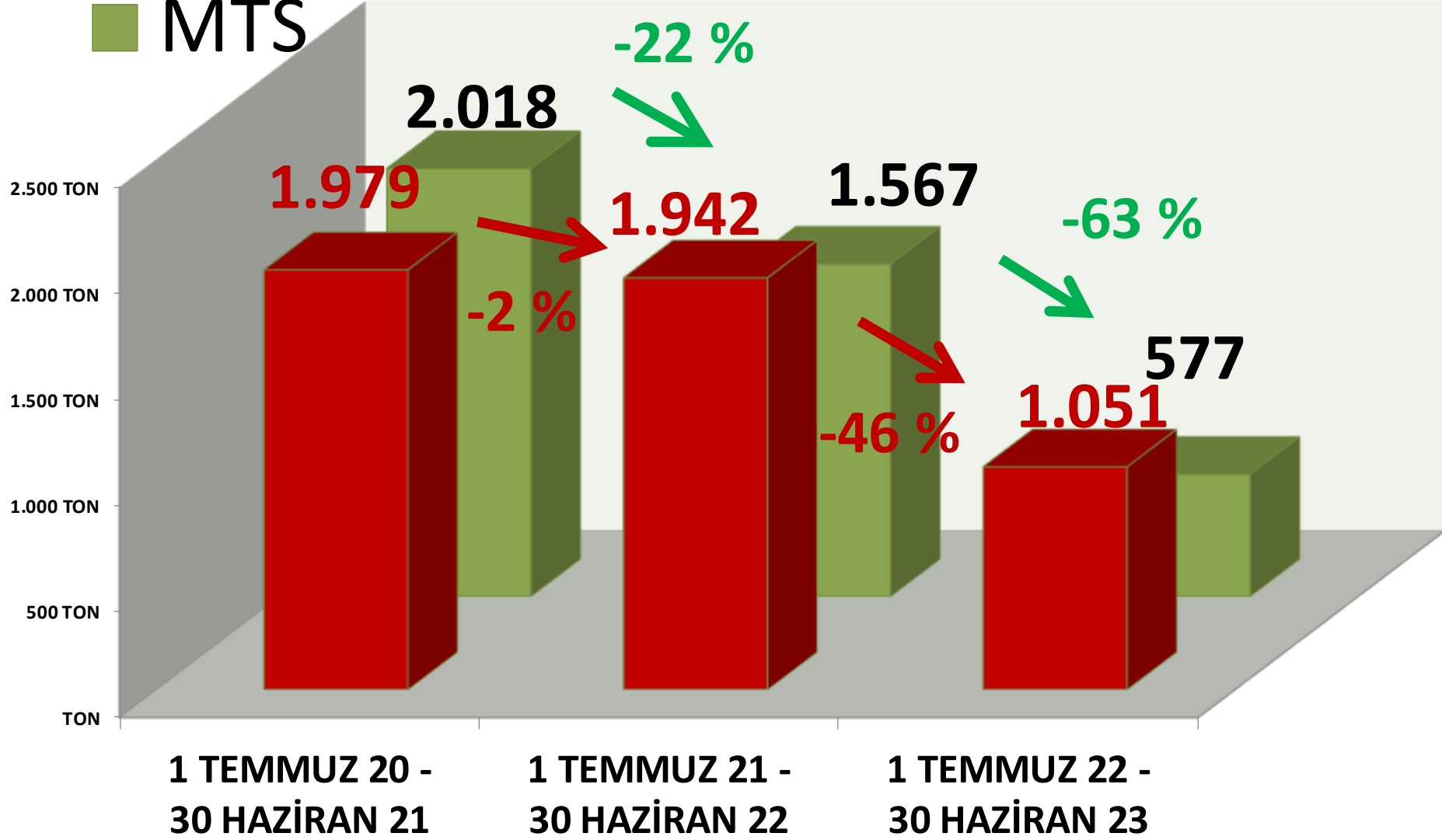
AYLIK MAVİ HAŞHAŞ İŞLEM MİKTARI (TON)





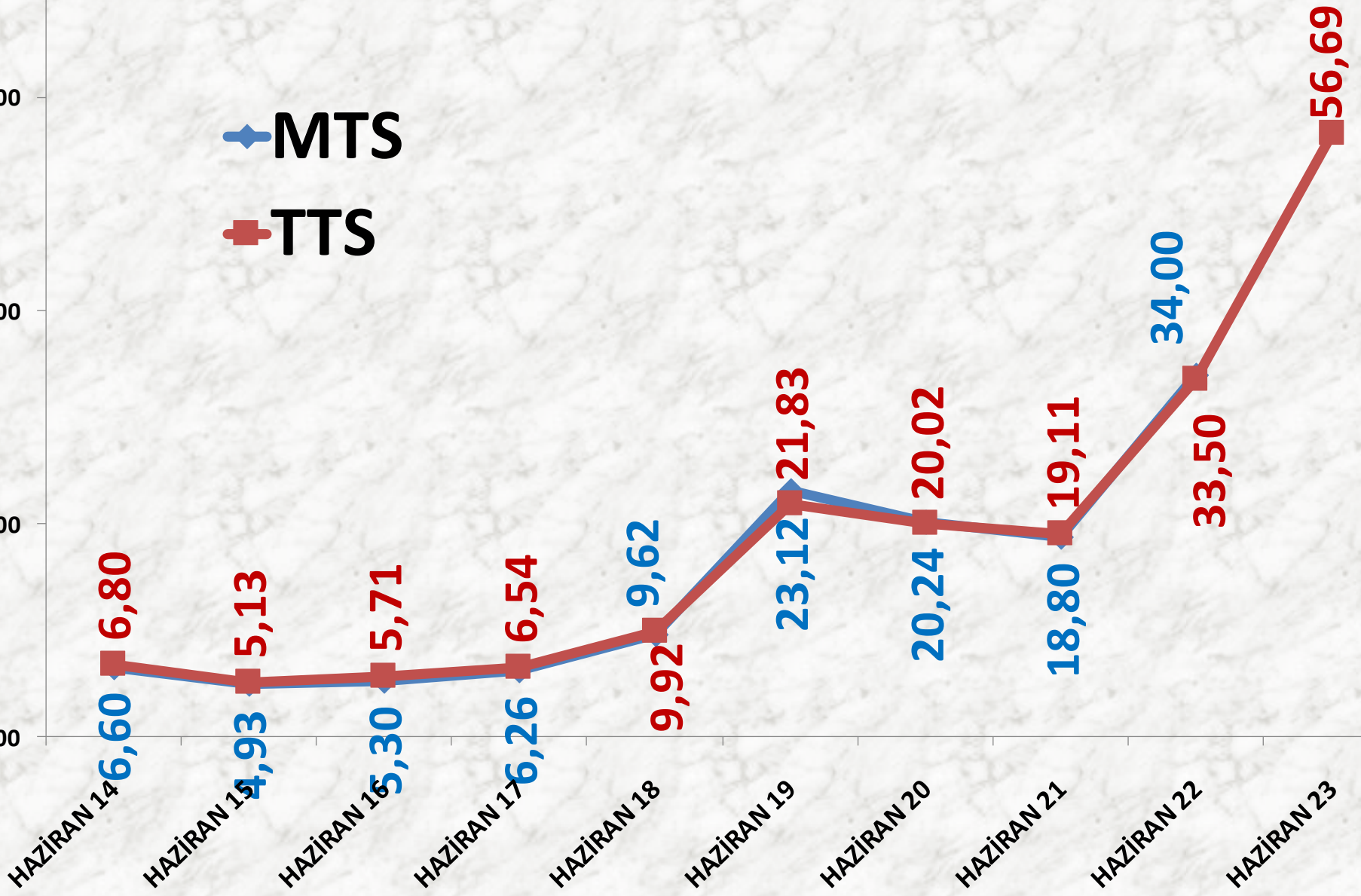
TTS YILLIK MAVİ HAŞHAŞ İŞLEM MİKTARI

■ TTS
■ MTS



HAZİRAN AYLARI MAVİ HAŞHAŞ FİYAT TRENDİ (TL)

◆ MTS
■ TTS



KÜTLÜ PAMUK

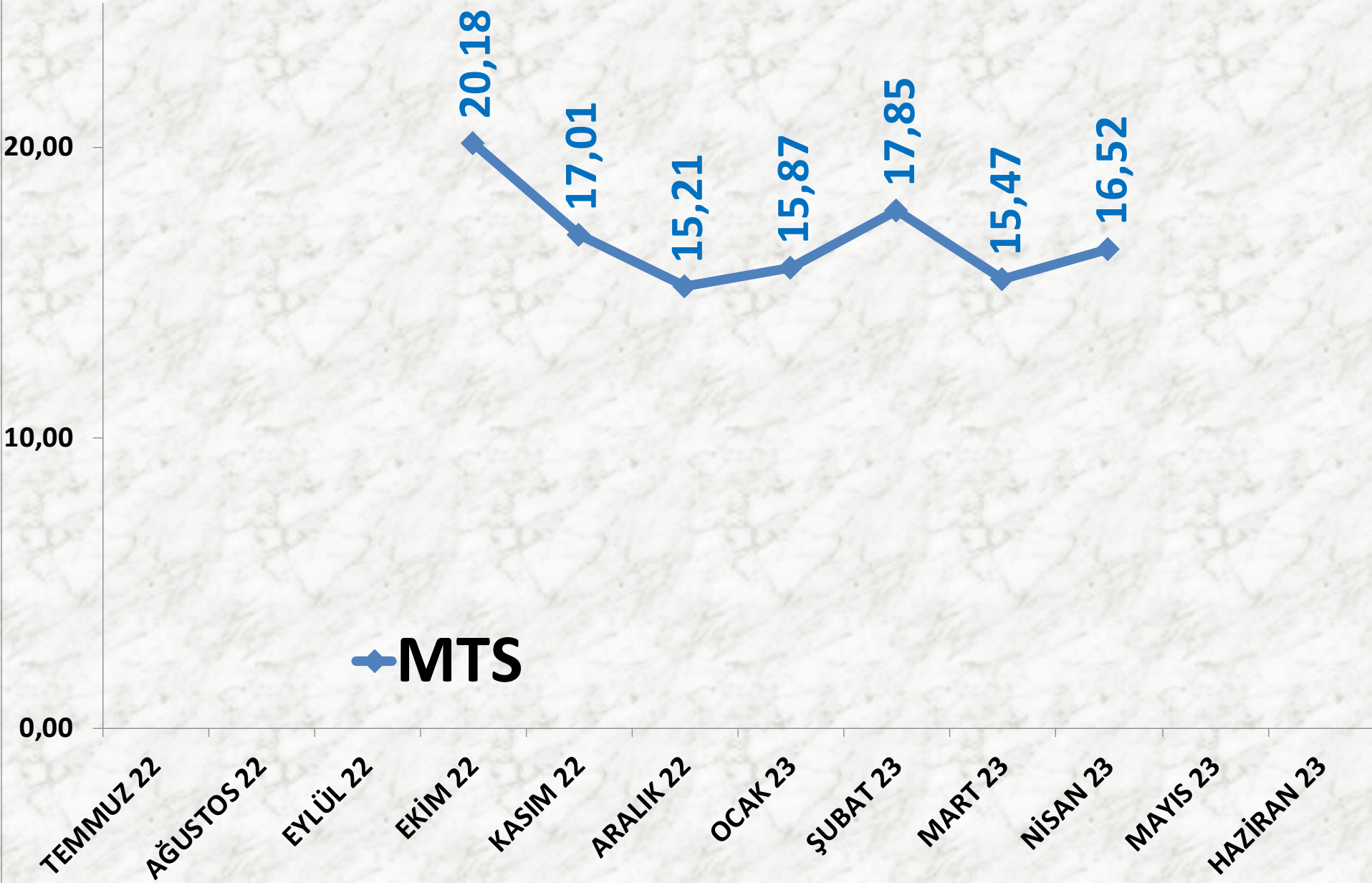
İŞLEM MİKTARI TON	2021 HAZİRAN	2022 HAZİRAN		2023 HAZİRAN	
MTS	0	-	0	-	0

EN AZ FİYAT	2021 HAZİRAN	2022 HAZİRAN		2023 HAZİRAN	
MTS	-	-	-	-	-

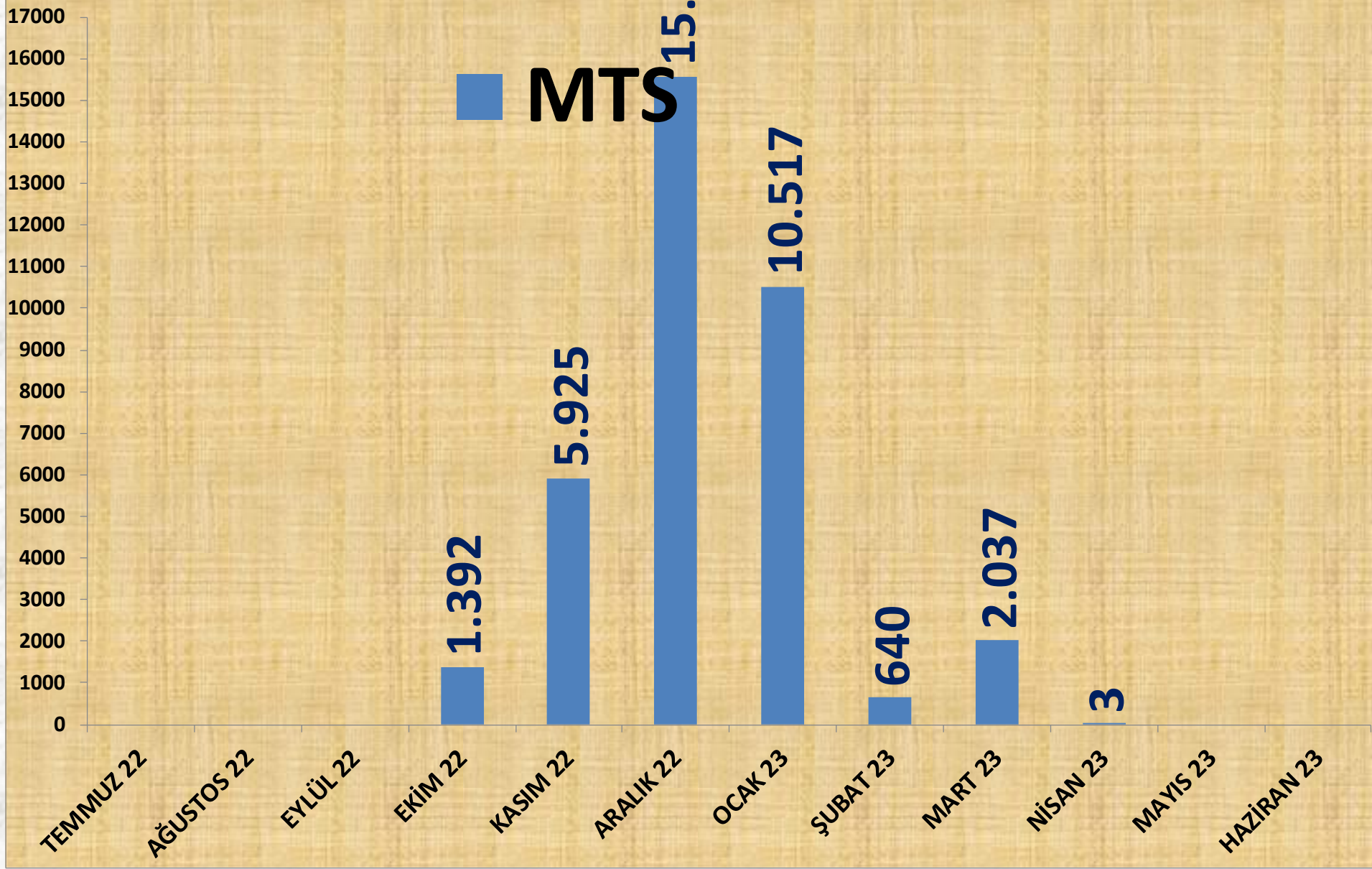
EN ÇOK FİYAT	2021 HAZİRAN	2022 HAZİRAN		2023 HAZİRAN	
MTS	-	-	-	-	-

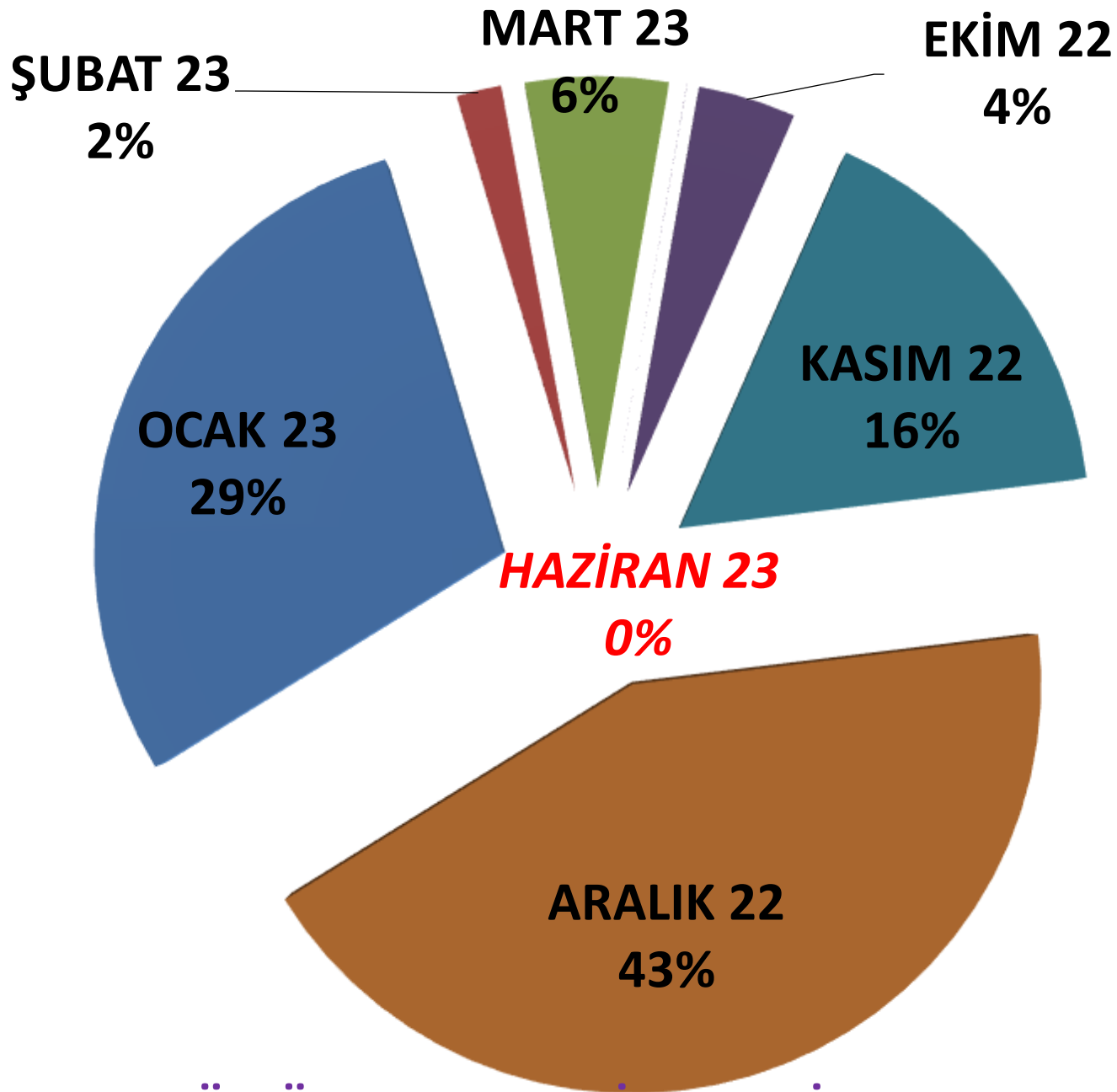
ORTALAMA FİYAT	2021 HAZİRAN	2022 HAZİRAN		2023 HAZİRAN	
MTS	-	-	-	-	-

AYLIK KÜTLÜ PAMUK FİYAT TRENDİ (TL)



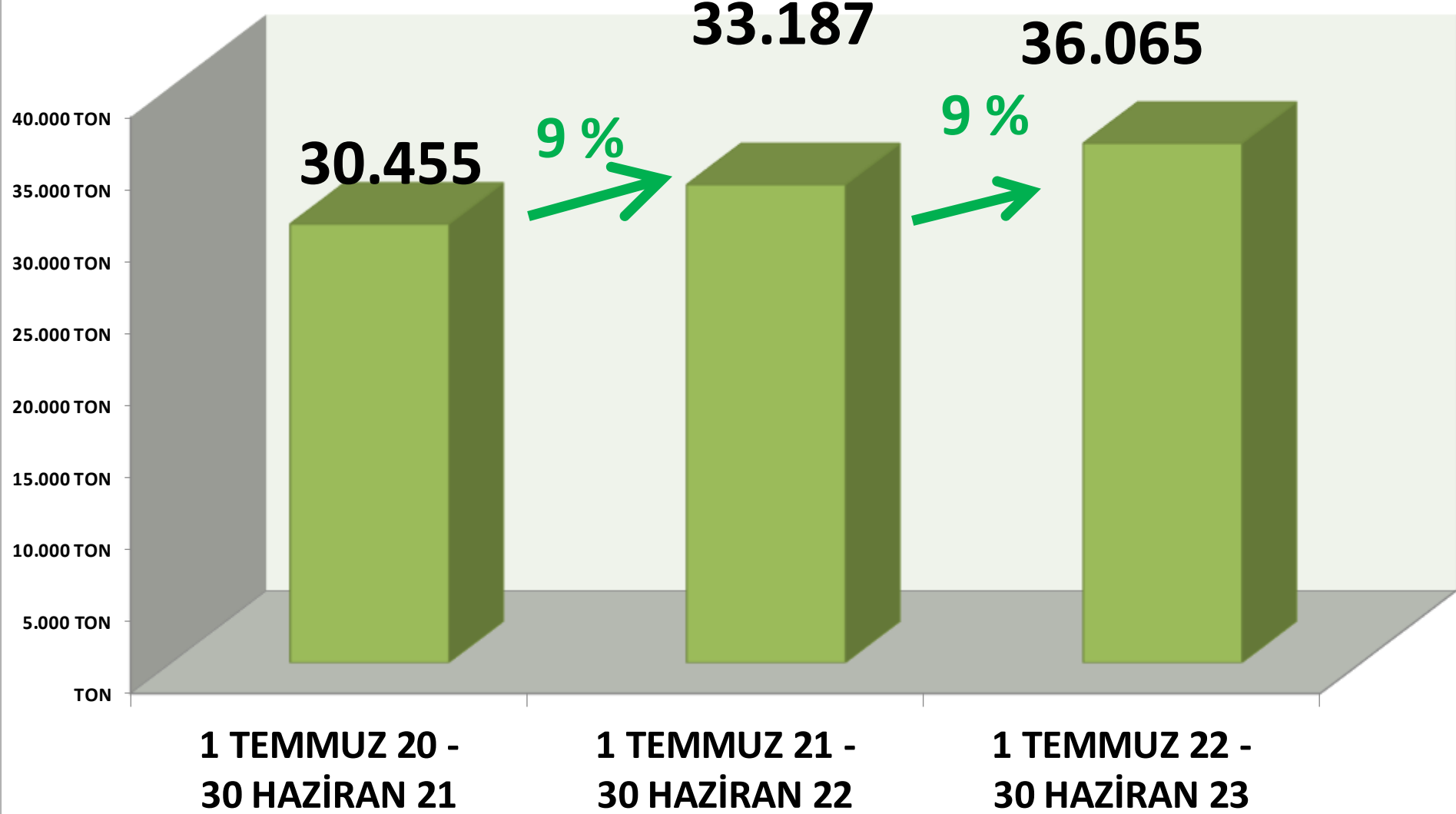
AYLIK KÜTLÜ PAMUK İŞLEM MİKTARI (TON)





AYLIK KÜTLÜ PAMUK MTS İŞLEM MİKTARI ORANLARI

YILLIK KÜTLÜ PAMUK İŞLEM MİKTARI



HAZİRAN AYLARI ÇİĞİTLİ PAMUK FİYAT TRENDİ (TL)

20,00
10,00
0,00

◆ MTS

HAZİRAN 14

HAZİRAN 15

HAZİRAN 16

HAZİRAN 17

HAZİRAN 18

HAZİRAN 19

HAZİRAN 20

HAZİRAN 21

HAZİRAN 22

HAZİRAN 23

MAHLIÇ PAMUK

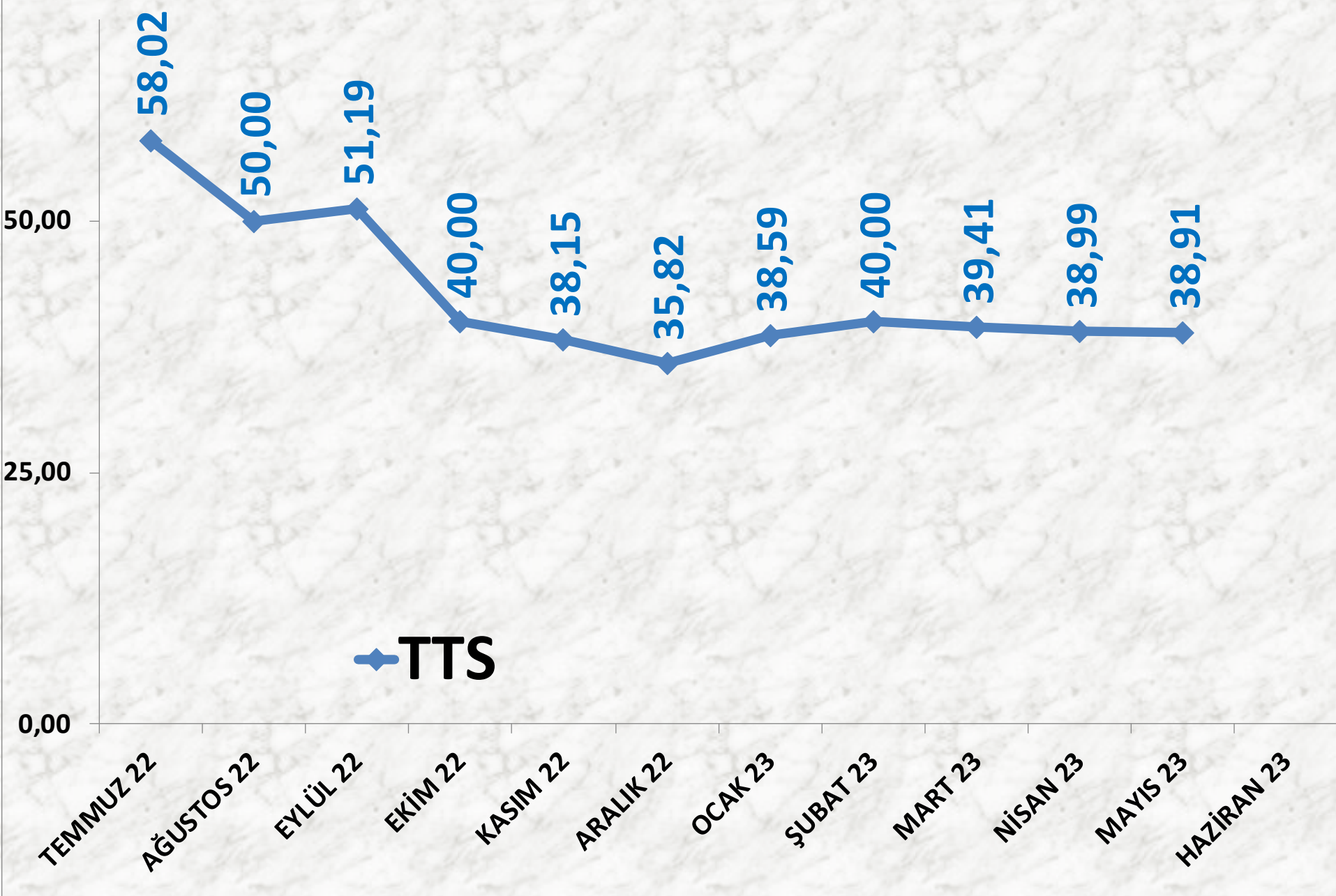
İŞLEM MİKTARI TON	2021 HAZİRAN	2022 HAZİRAN		2023 HAZİRAN	
	MTS	909 TON	-14%	783 TON	-100%

EN AZ FİYAT	2021 HAZİRAN	2022 HAZİRAN		2023 HAZİRAN	
	MTS	16,35 TL	252%	57,50 TL	#VALUE!

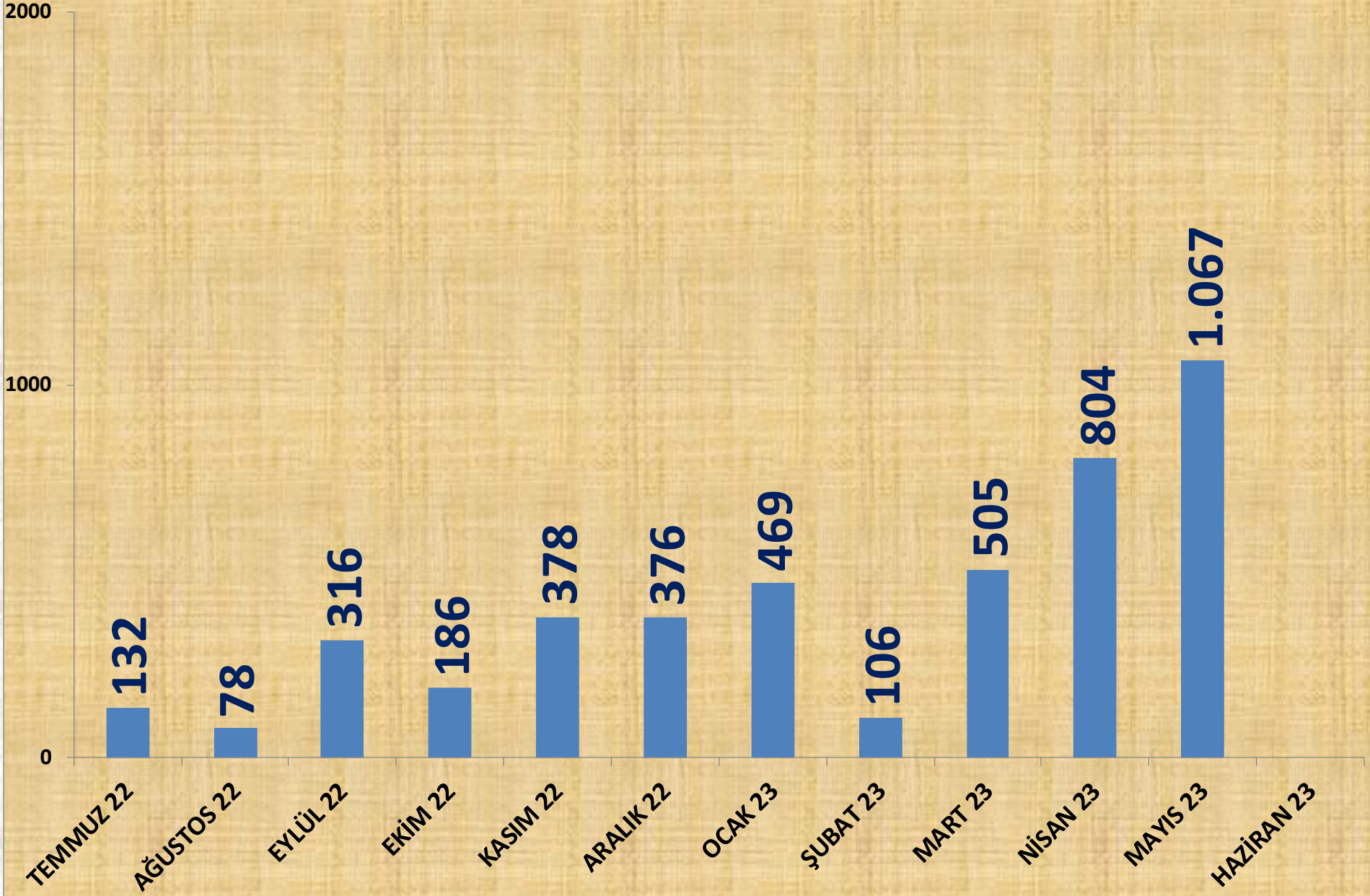
EN ÇOK FİYAT	2021 HAZİRAN	2022 HAZİRAN		2023 HAZİRAN	
	MTS	18,70 TL	226%	61,00 TL	#VALUE!

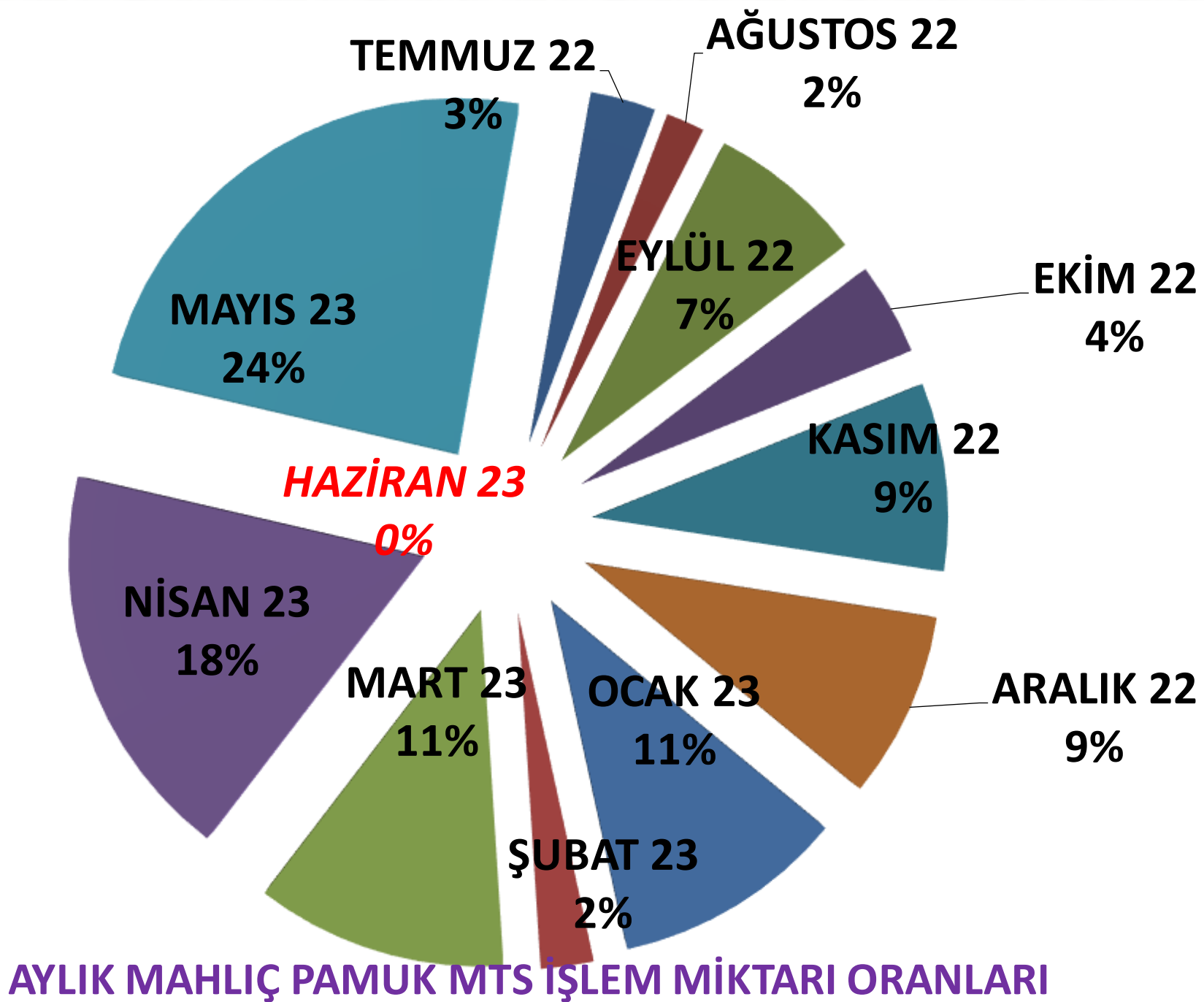
ORTALAMA FİYAT	2021 HAZİRAN	2022 HAZİRAN		2023 HAZİRAN	
	MTS	17,58 TL	236%	59,00 TL	-

AYLIK MAHLIÇ PAMUK FİYAT TRENDİ (TL)

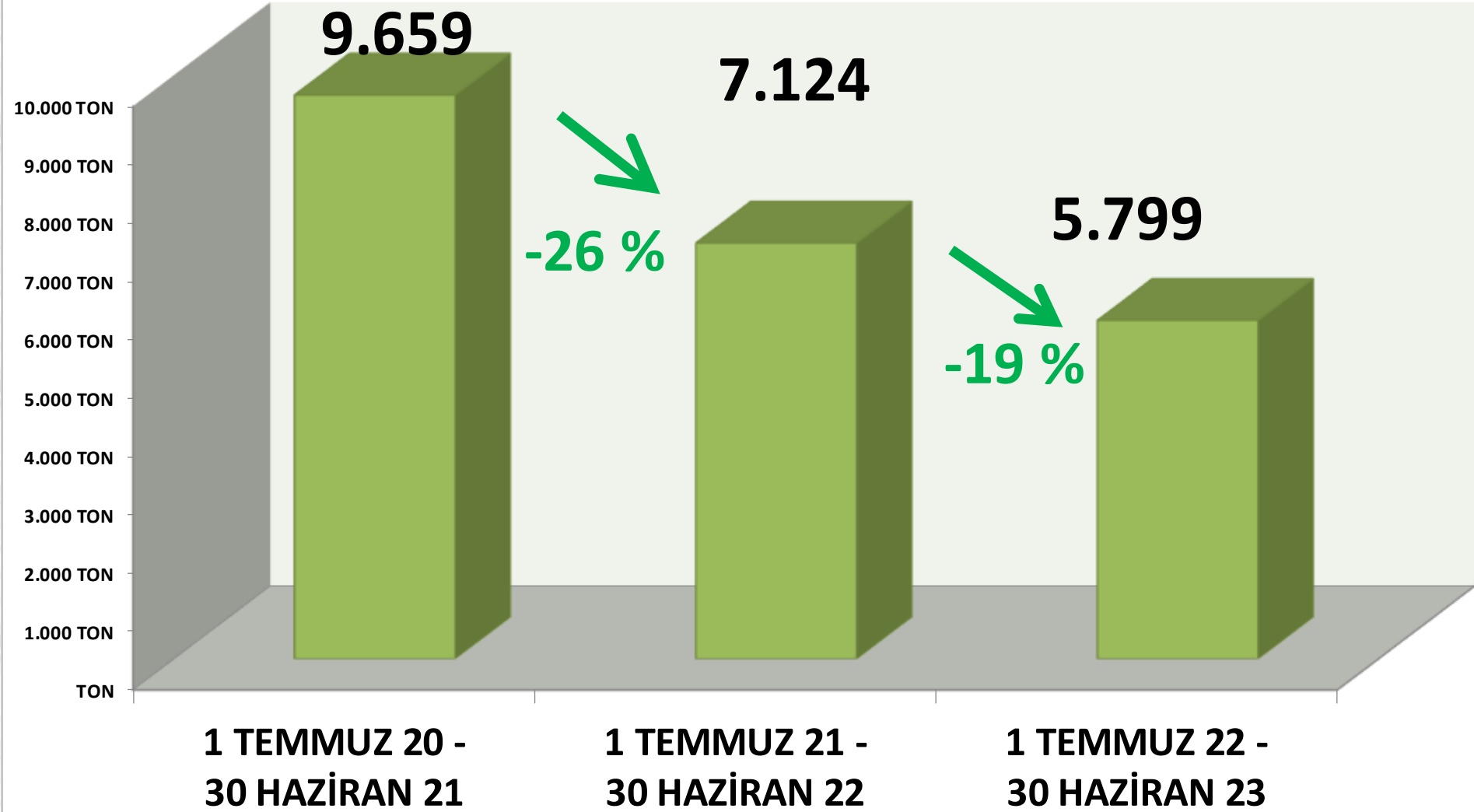


AYLIK MAHLIÇ PAMUK İŞLEM MİKTARI (TON)

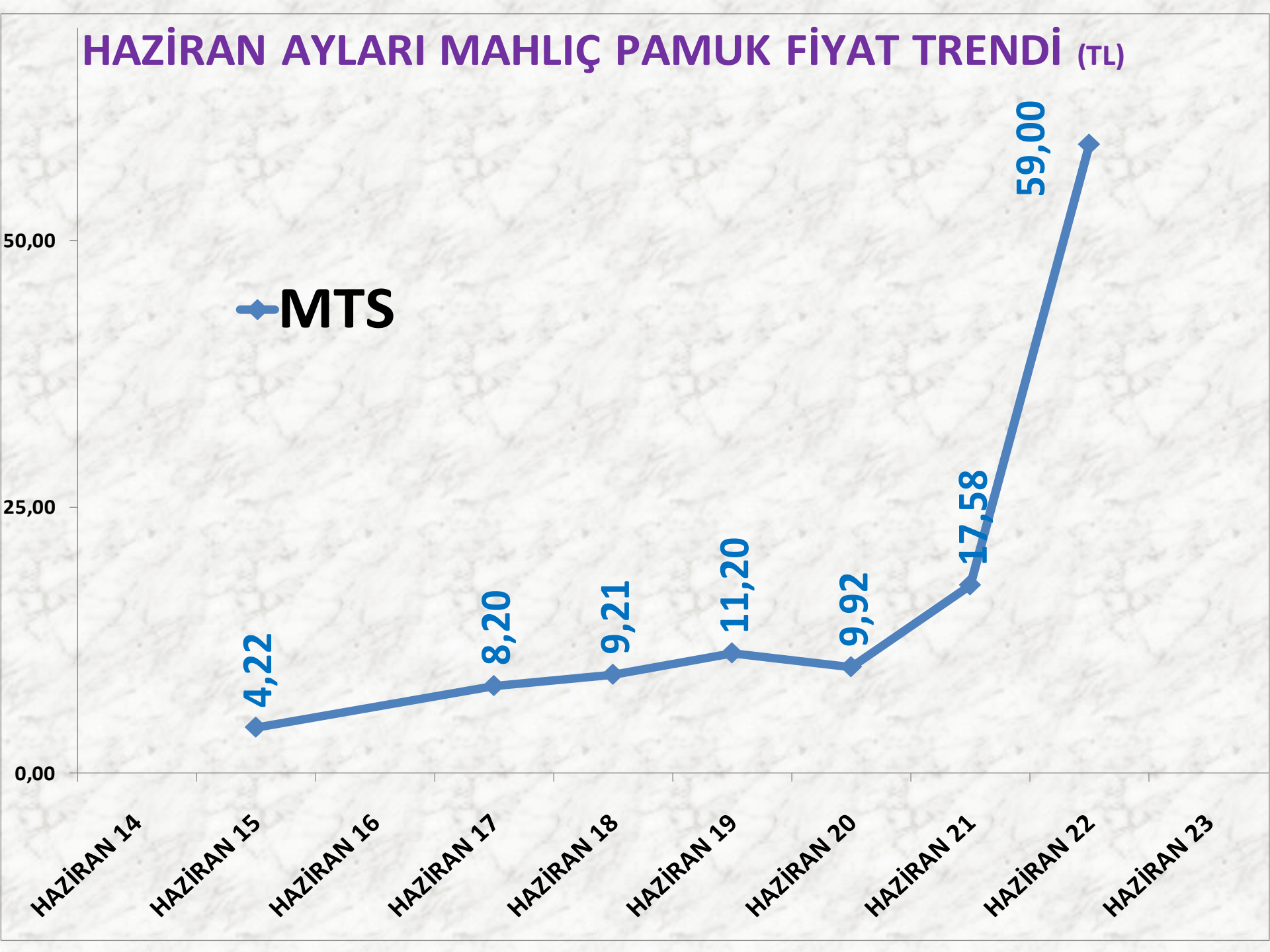




YILLIK MAHLIÇ PAMUK İŞLEM MİKTARI



HAZİRAN AYLARI MAHLIÇ PAMUK FİYAT TRENDİ (TL)



KEKİK

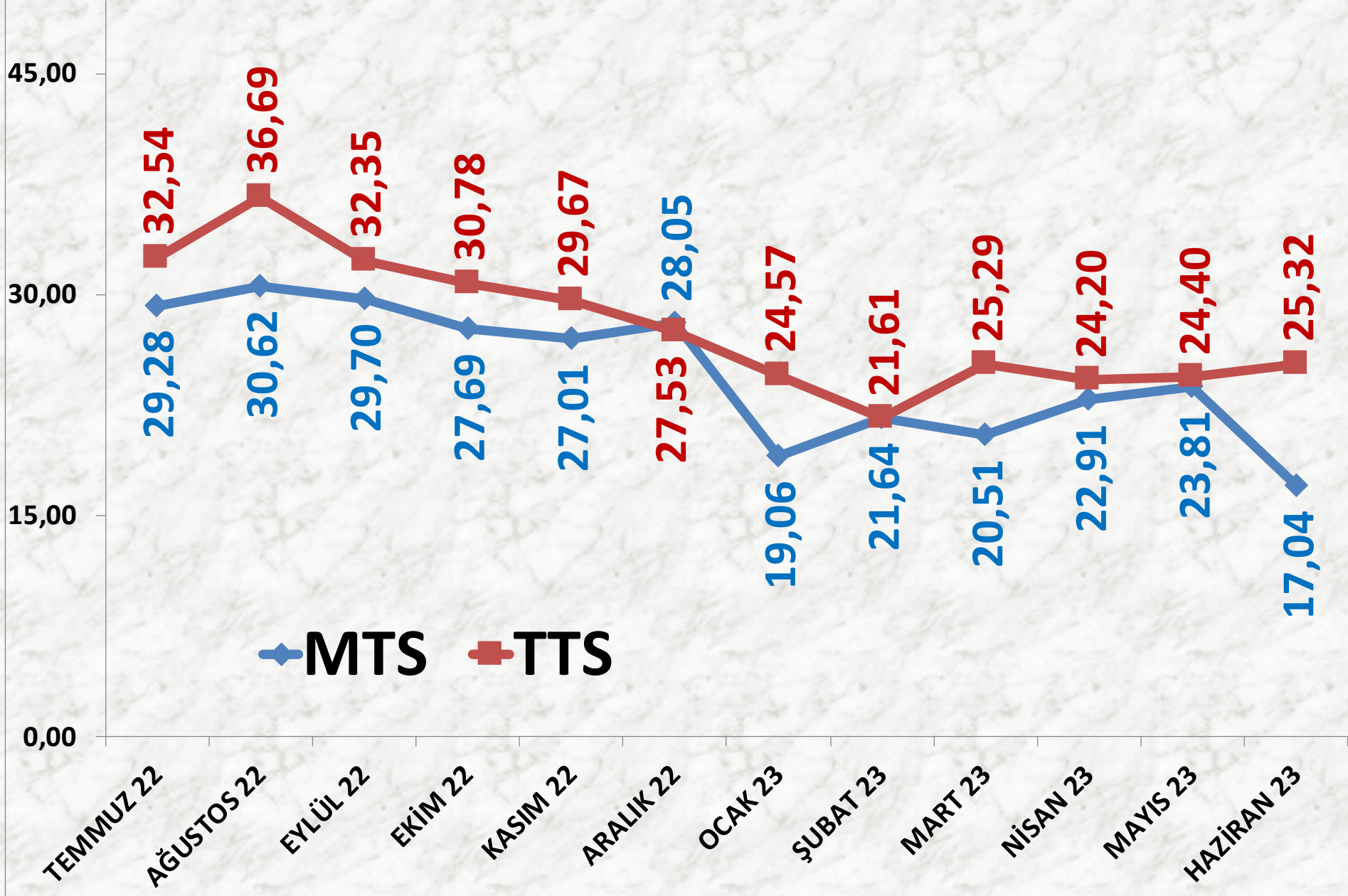
İŞLEM MİKTARI TON	2021 HAZİRAN	2022 HAZİRAN		2023 HAZİRAN	
MTS	291 TON	-47%	155 TON	239%	526 TON
TTS	218 TON	-41%	129 TON	258%	462 TON

EN AZ FİYAT	2021 HAZİRAN	2022 HAZİRAN		2023 HAZİRAN	
MTS	9,54 TL	142%	23,08 TL	-58%	9,72 TL
TTS	9,50 TL	136%	22,44 TL	-51%	11,00 TL

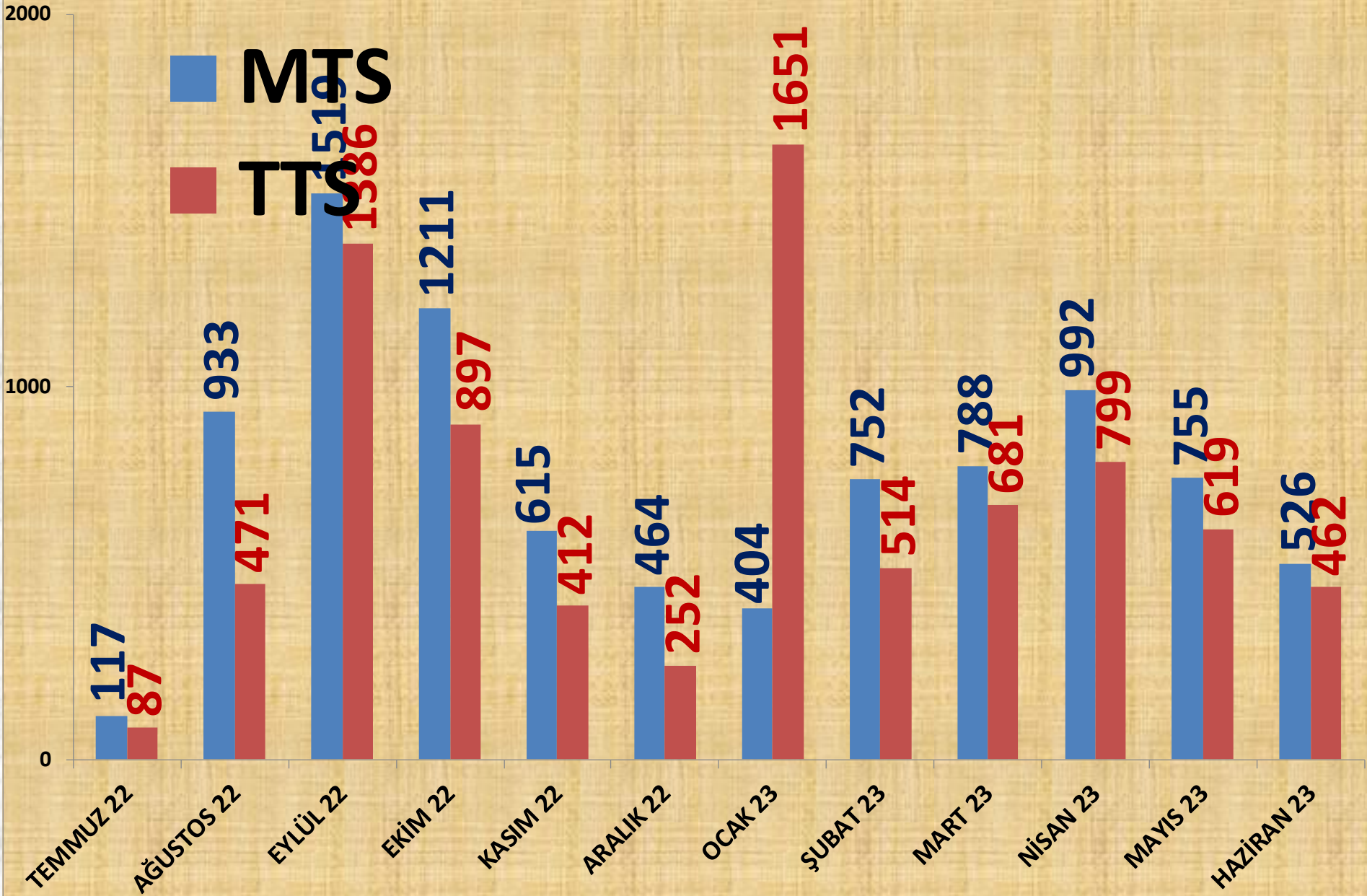
EN ÇOK FİYAT	2021 HAZİRAN	2022 HAZİRAN		2023 HAZİRAN	
MTS	15,77 TL	84%	29,08 TL	-3%	28,34 TL
TTS	25,70 TL	105%	52,68 TL	-47%	28,00 TL

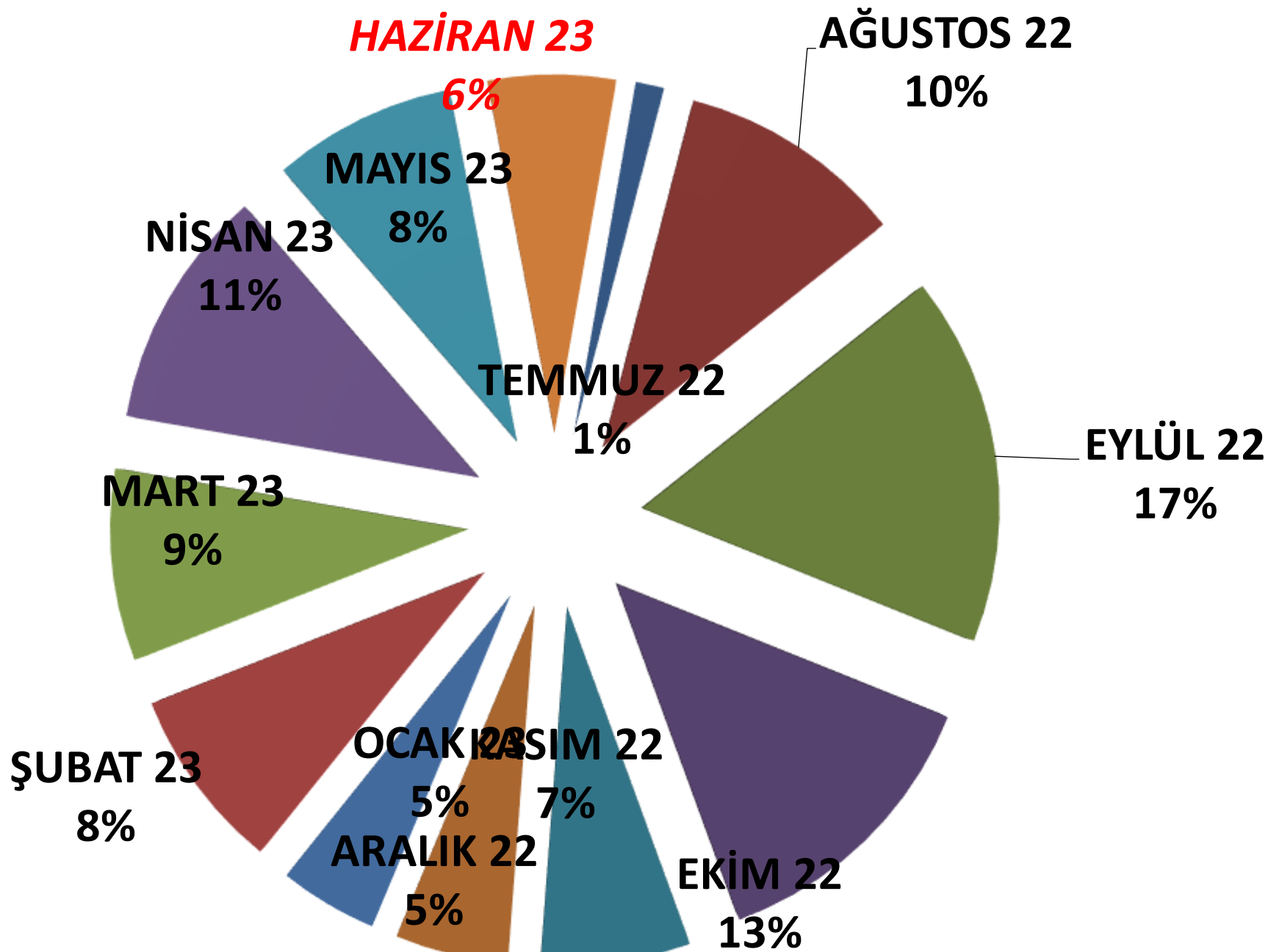
ORTALAMA FİYAT	2021 HAZİRAN	2022 HAZİRAN		2023 HAZİRAN	
MTS	10,63 TL	160%	27,66 TL	-38%	17,04 TL
TTS	13,98 TL	126%	31,63 TL	-20%	25,32 TL

AYLIK KEKİK FİYAT TRENDİ_(TL)



AYLIK KEKİK İŞLEM MİKTARI (TON)



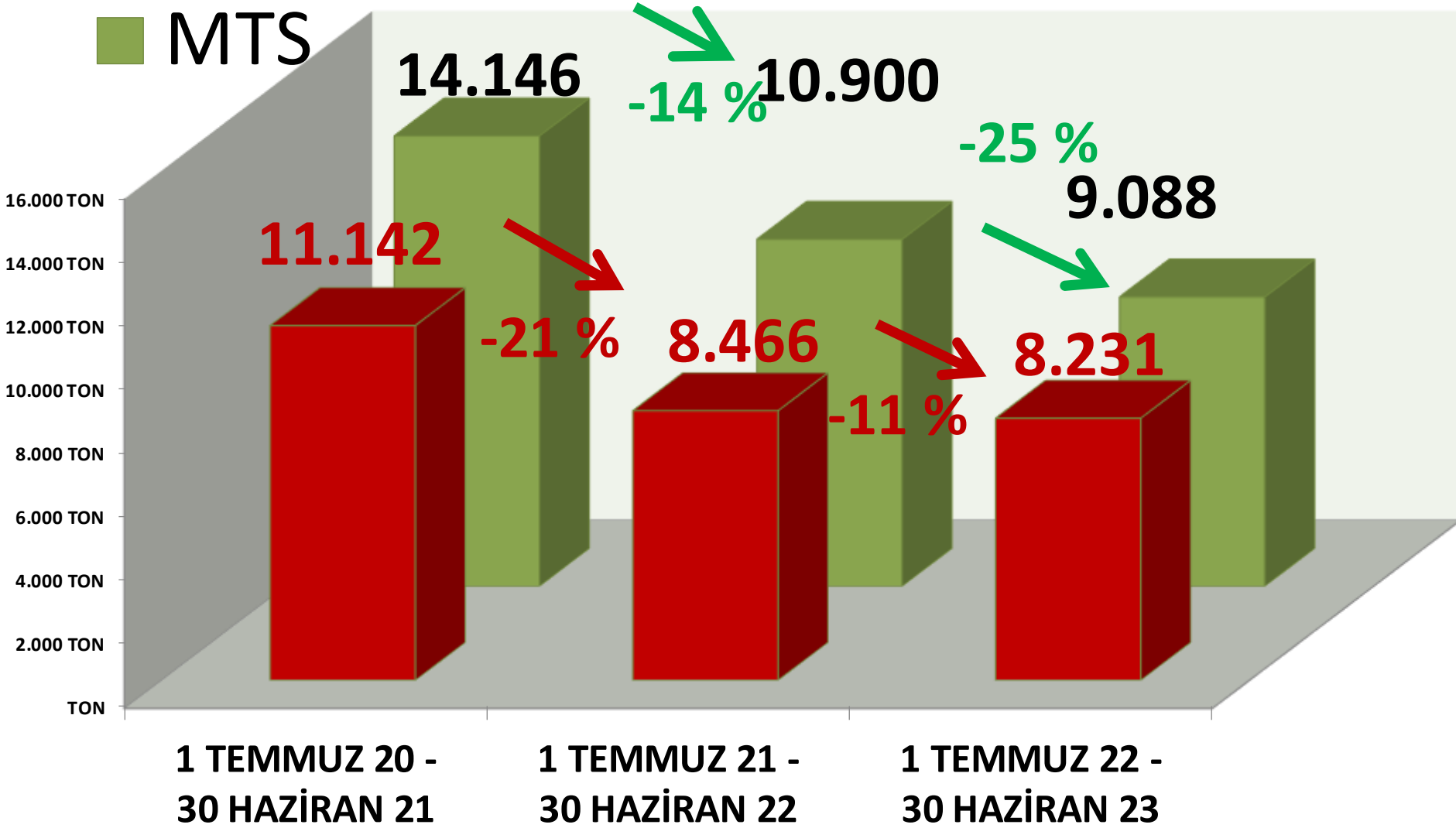


AYLIK KEKİK MTS İŞLEM MİKTARI ORANLARI

■ TTS

YILLIK KEKİK İŞLEM MİKTARI (TON)

■ MTS



ANASON

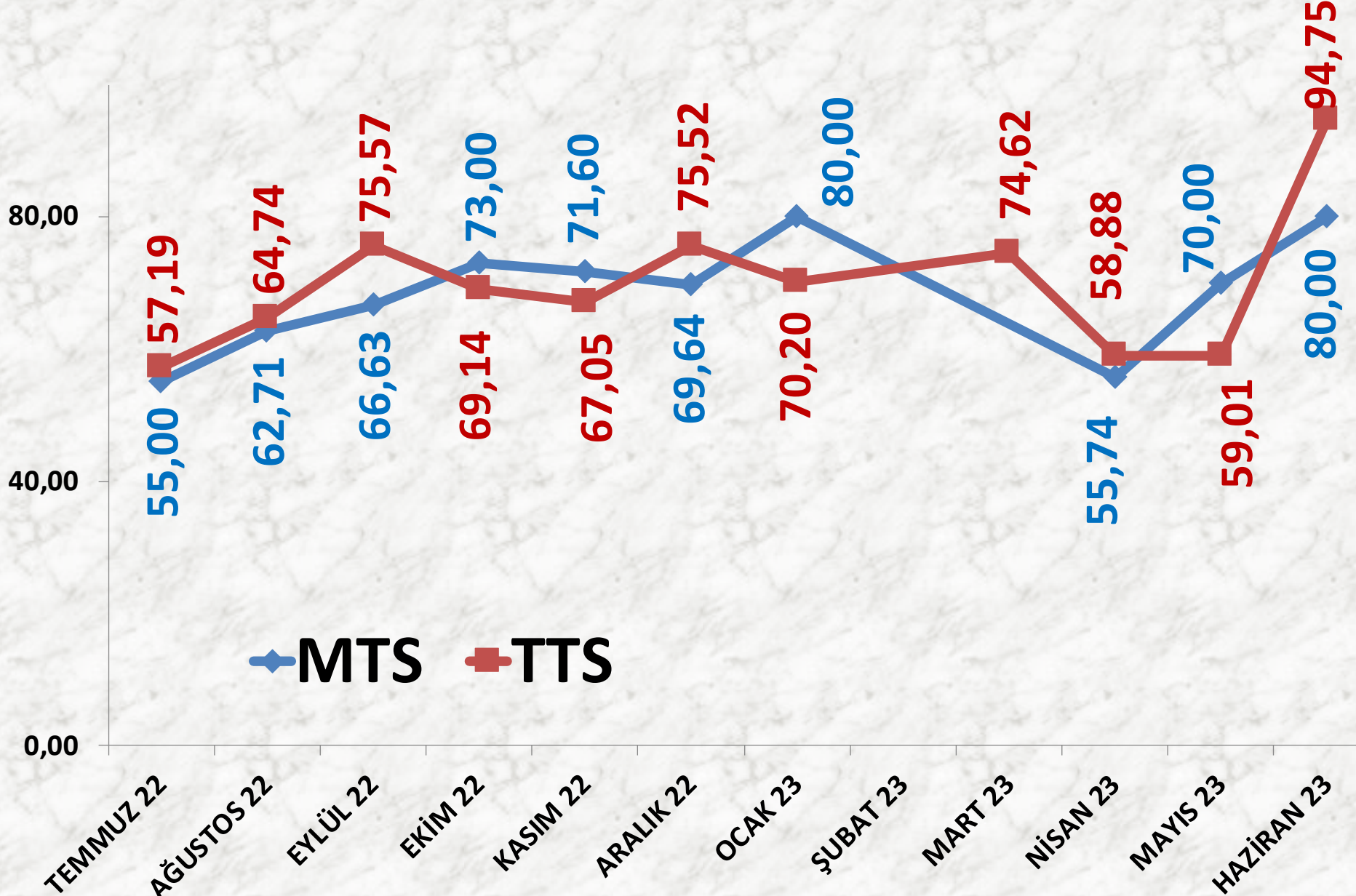
İŞLEM MİKTARI TON	2021 HAZİRAN	2022 HAZİRAN		2023 HAZİRAN	
MTS	0	-	4 TON	94%	8 TON
TTS	10 TON	393%	49 TON	-89%	5 TON

EN AZ FİYAT	2021 HAZİRAN	2022 HAZİRAN		2023 HAZİRAN	
MTS	-	-	43,98 TL	82%	80,00 TL
TTS	24,75 TL	68%	41,58 TL	128%	94,75 TL

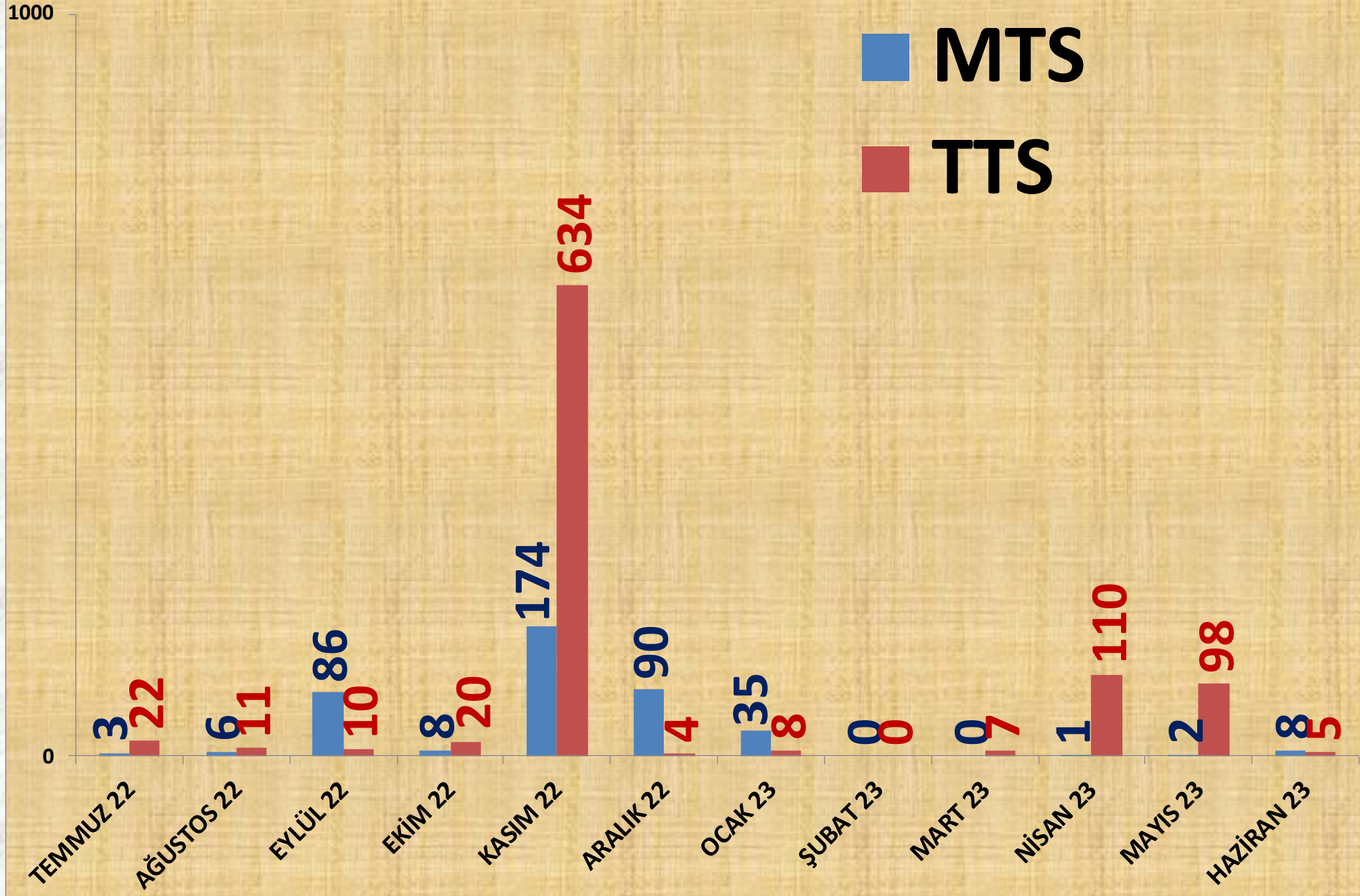
EN ÇOK FİYAT	2021 HAZİRAN	2022 HAZİRAN		2023 HAZİRAN	
MTS	-	-	45,00 TL	78%	80,00 TL
TTS	25,41 TL	105%	52,18 TL	82%	94,75 TL

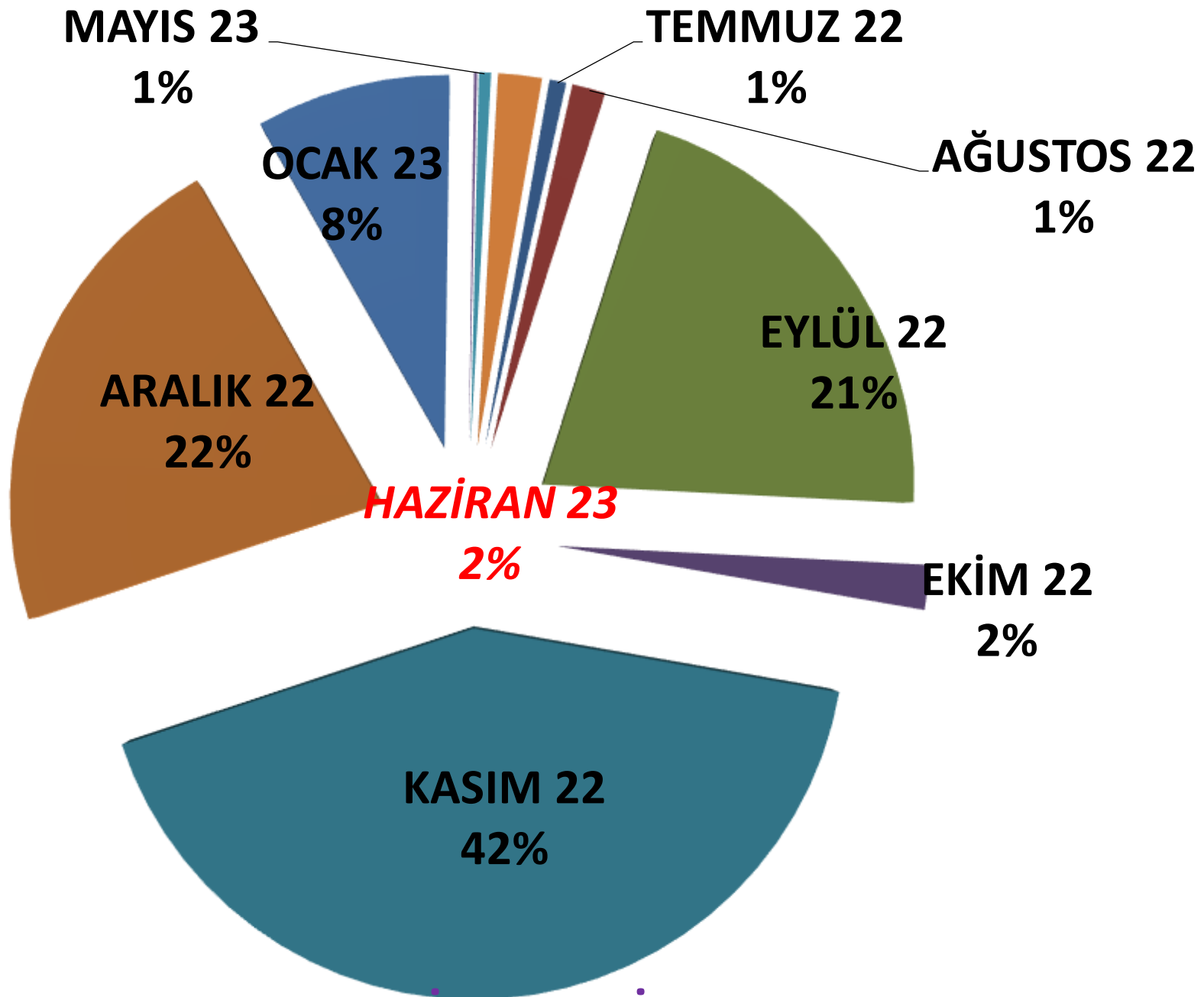
ORTALAMA FİYAT	2021 HAZİRAN	2022 HAZİRAN		2023 HAZİRAN	
MTS	-	-	44,91 TL	78%	80,00 TL
TTS	25,37 TL	79%	45,38 TL	109%	94,75 TL

AYLIK ANASON FİYAT TRENDİ (TL)



AYLIK ANASON İŞLEM MİKTARI (TON)

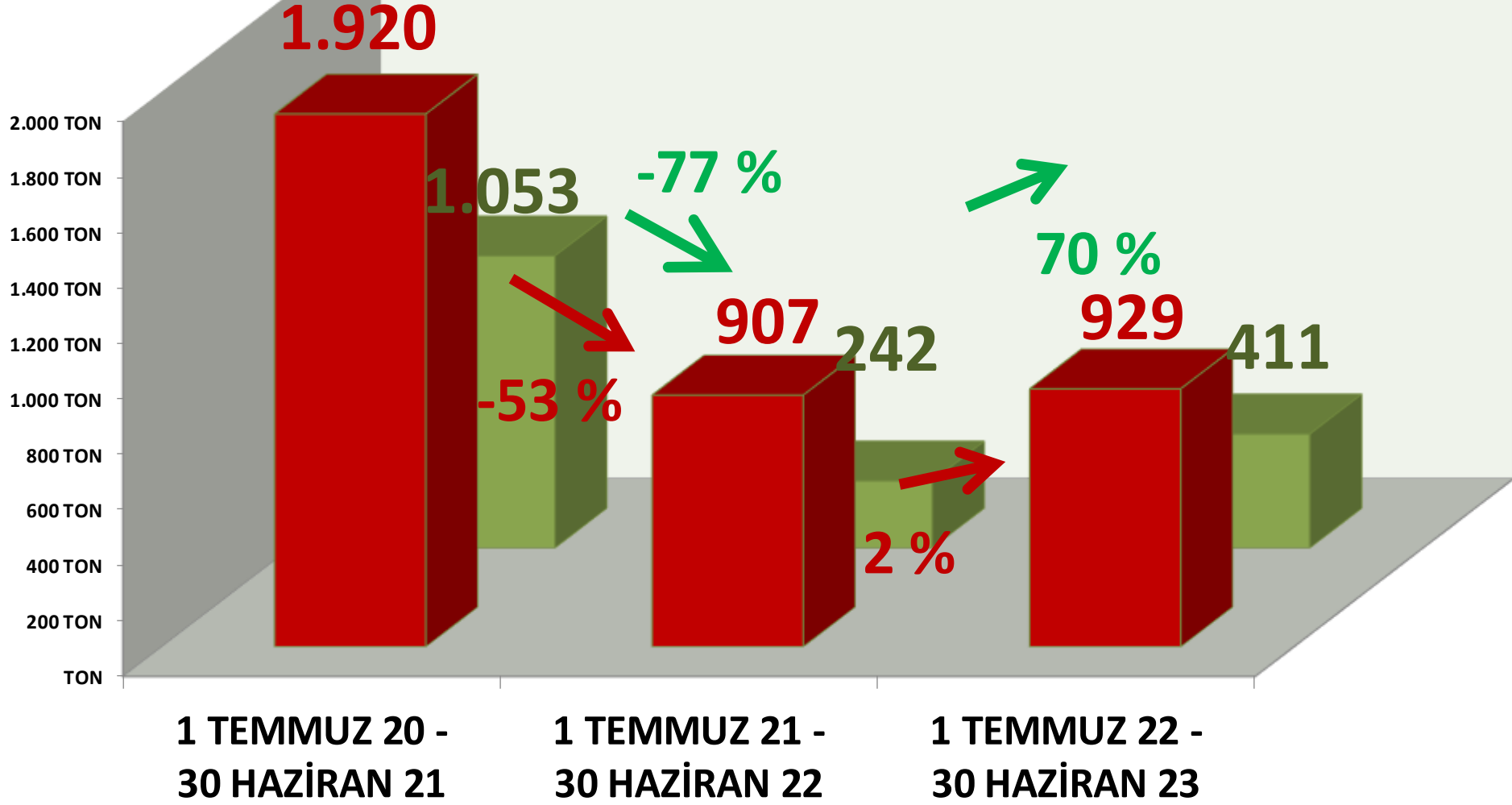




AYLIK ANASON MTS İŞLEM MİKTARI ORANLARI

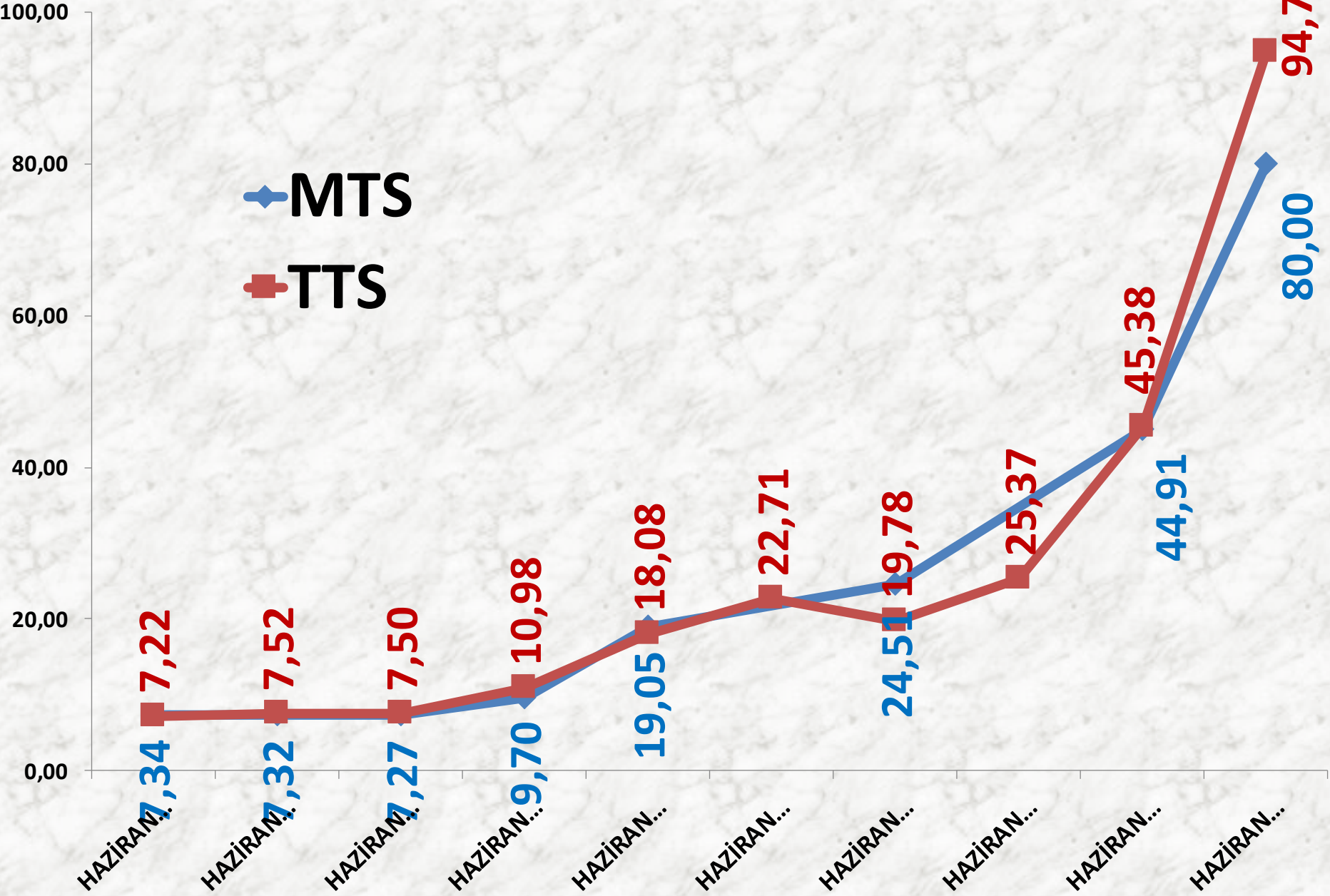
■ TTS YILLIK ANASON İŞLEM MİKTARI (TON)

■ MTS



HAZİRAN AYLARI ANASON FİYAT TRENDİ (TL)

◆ MTS
■ TTS



KASAPLIK CANLI HAYVAN

BÜYÜKBAŞ İŞLEM MİKTARI

İŞLEM MİKTARI ADET	2021 HAZİRAN	2022 HAZİRAN	2023 HAZİRAN		
MTS	1.422 ADET	15%	1.631 ADET	-31%	1.123 ADET
TTS	909 ADET	-43%	522 ADET	18%	618 ADET

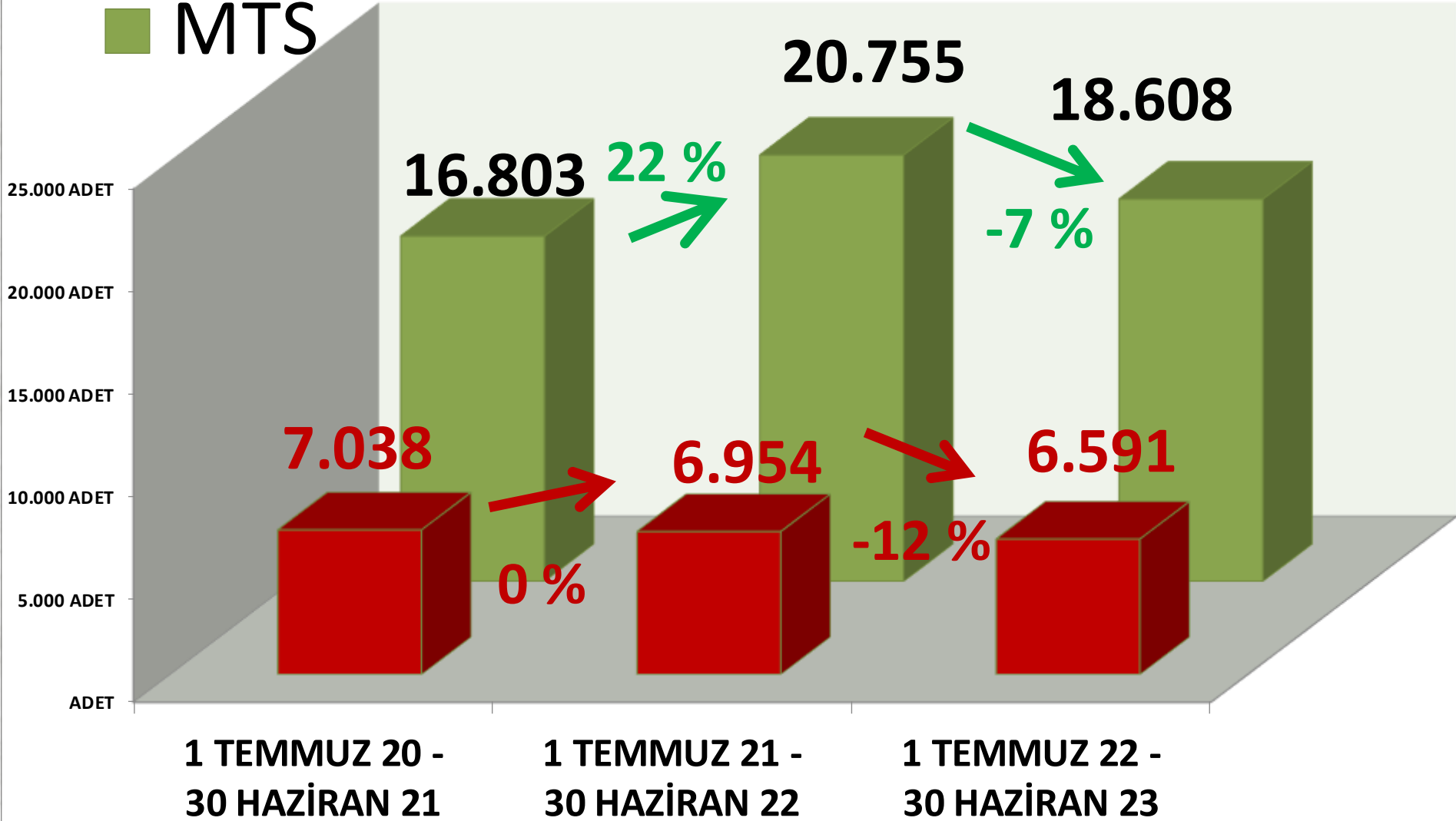
KÜÇÜKBAŞ İŞLEM MİKTARI

İŞLEM MİKTARI ADET	2021 HAZİRAN	2022 HAZİRAN	2023 HAZİRAN		
MTS	3.788 ADET	54%	5.824 ADET	-22%	4.546 ADET
TTS	2.236 ADET	-65%	780 ADET	-80%	157 ADET

■ TTS

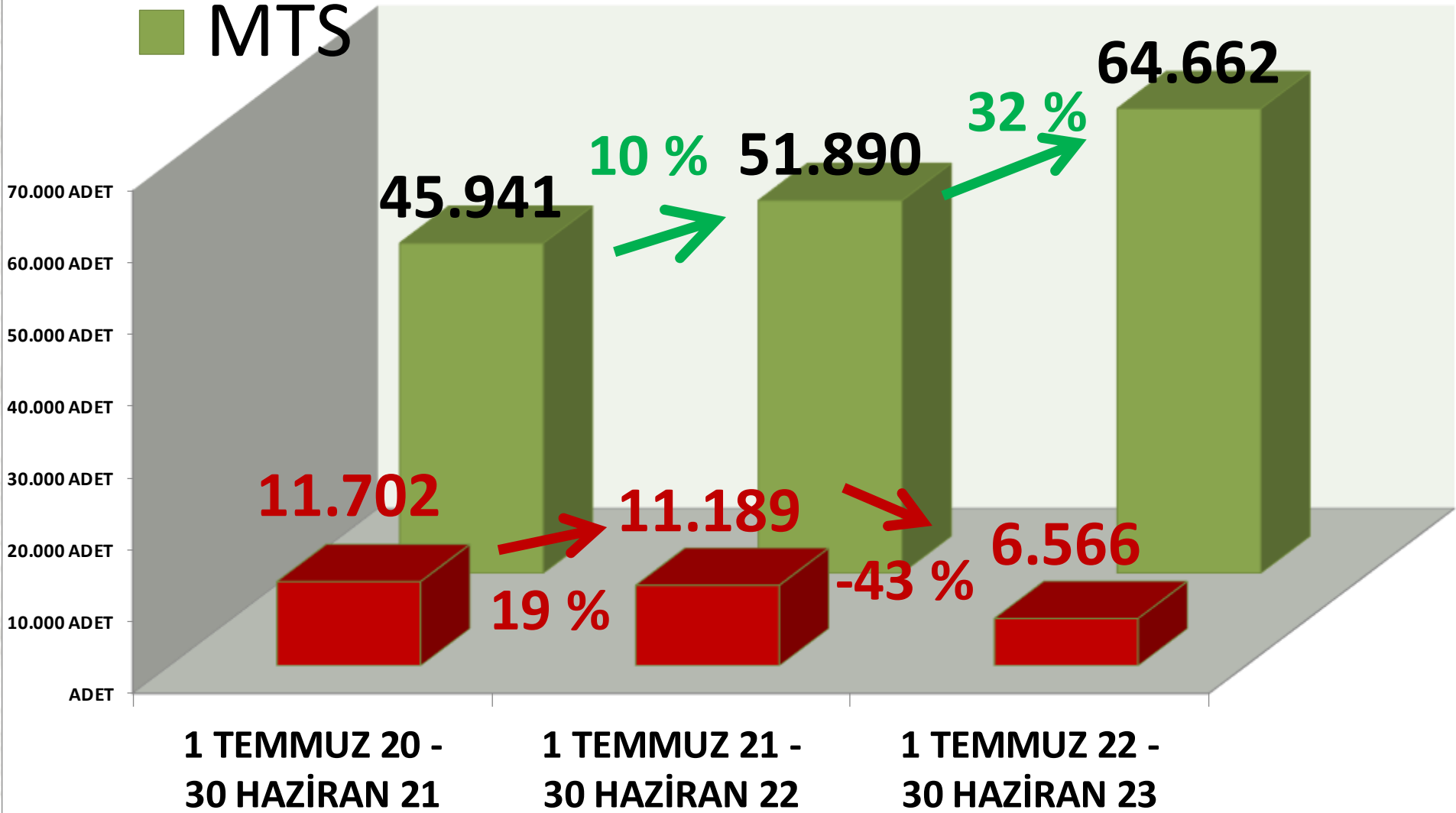
YILLIK BÜYÜKBAŞ İŞLEM MİKTARI (TON)

■ MTS



TTS YILLIK KÜÇÜKBAŞ İŞLEM MİKTARI (TON)

■ TTS
■ MTS





DINLEDİĞİNİZ İÇİN
TEŞEKKÜR EDERİM

RECEP MENGİ

