

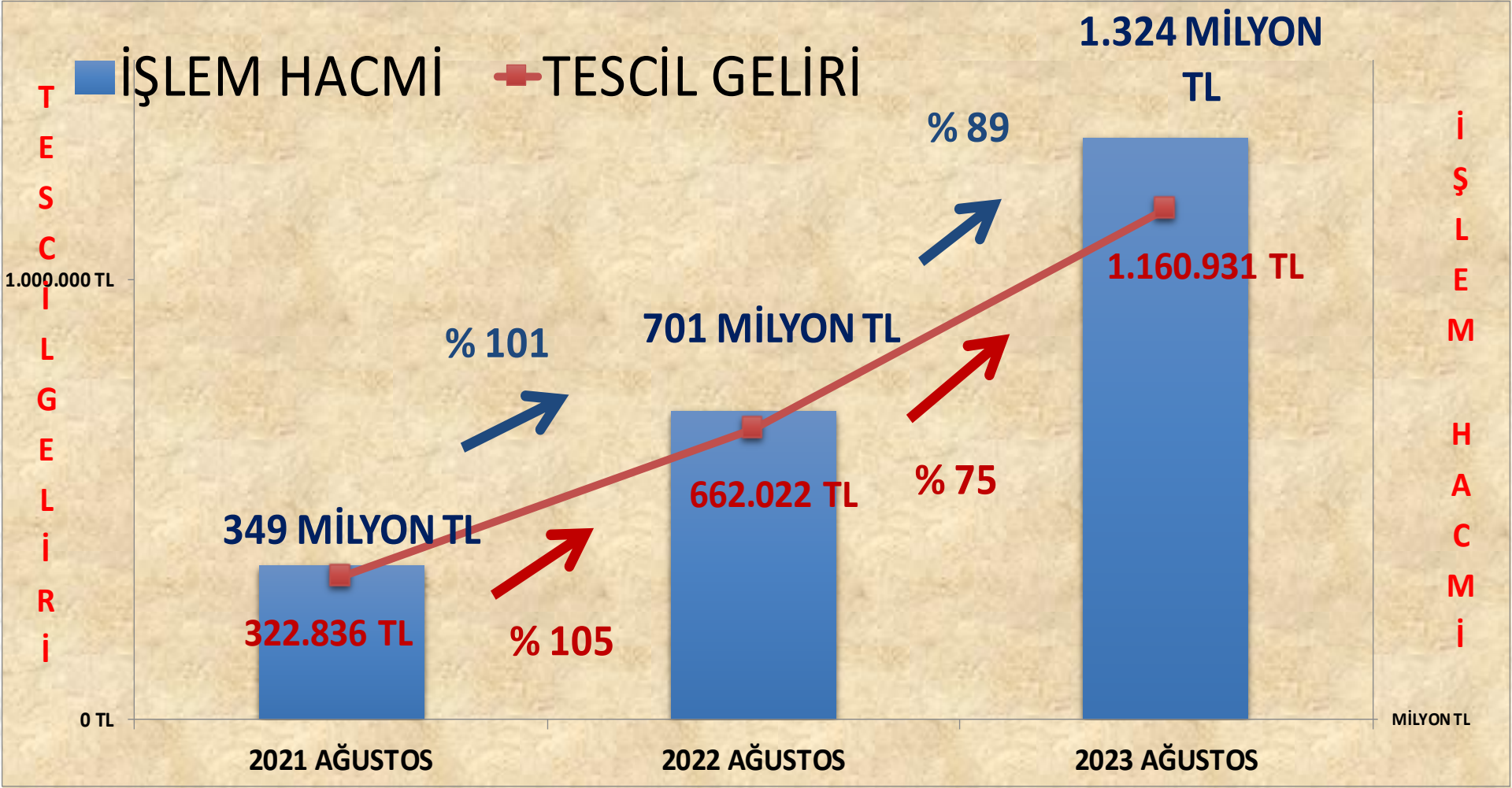


# AĞUSTOS 2023 TESCİL SUNUMU



# İŞLEM HACMİ VE TESCİL GELİRİ VERİLERİ

	2021 AĞUSTOS		2022 AĞUSTOS		2023 AĞUSTOS
İŞLEM HACMİ	349 MİLYON TL	101%	701 MİLYON TL	89%	1.324 MİLYON TL
TESCİL GELİRİ	322.836 TL	105%	662.022 TL	75%	1.160.931 TL



# 2022 AĞUSTOS

ÜRÜN GRUBU	Miktar(kg./lt/adet)	Tutar(TL)
BAKLİYAT VE MAMÜLLERİ	435.155	10.227.908
BİTKİSEL YAĞLAR	0	0
KOTASYON DIŐI ÜRÜNLER	34.228.760	291.919.931
HAM DERİLER VE BAĞIRSAKLAR	21.915	339.846
HAYVANSAL YAĞLAR	4	342
HUBUBAT .	30.552.042	200.884.791
HUBUBAT MAMÜLLERİ	601.103	3.761.981
KASAPLIK CANLI HAYVANLAR	12.652	61.444.792
KURU MEYVELER	1.078.020	33.389.733
ORMAN MAHSÜLLERİ	263.725	5.311.900
TEKSTİL HAMMADDELERİ	78.486	3.924.300
YAĞLI TOHUMLAR	4.668.755	89.372.901
<b><u>TOPLAM</u></b>	<b>71.940.617</b>	<b>700.578.426</b>

# 2023 AĞUSTOS

ÜRÜN GRUBU	Miktar(kg./lt/adet)	Tutar(TL)
BAKLİYAT VE MAMÜLLERİ	143.267	4.286.679
BİTKİSEL YAĞLAR	2.516	210.522
KOTASYON DIŐI ÜRÜNLER	34.159.365	425.236.552
HAM DERİLER VE BAĞIRSAKLAR	16.763	252.116
HAYVANSAL YAĞLAR	33	6.938
HUBUBAT .	64.440.973	427.047.436
HUBUBAT MAMÜLLERİ	2.805.375	5.300.363
KASAPLIK CANLI HAYVANLAR	9.147	118.158.349
KURU MEYVELER	5.520.057	167.070.320
ORMAN MAHSÜLLERİ	90.287	3.768.177
TEKSTİL HAMMADDELERİ	891.085	42.594.969
YAĞLI TOHUMLAR	3.168.851	130.275.032
<b><u>TOPLAM</u></b>	<b>111.247.719</b>	<b>1.324.207.454</b>



# 2022 AĞUSTOS - 2023 AĞUSTOS DEĞİŞİM

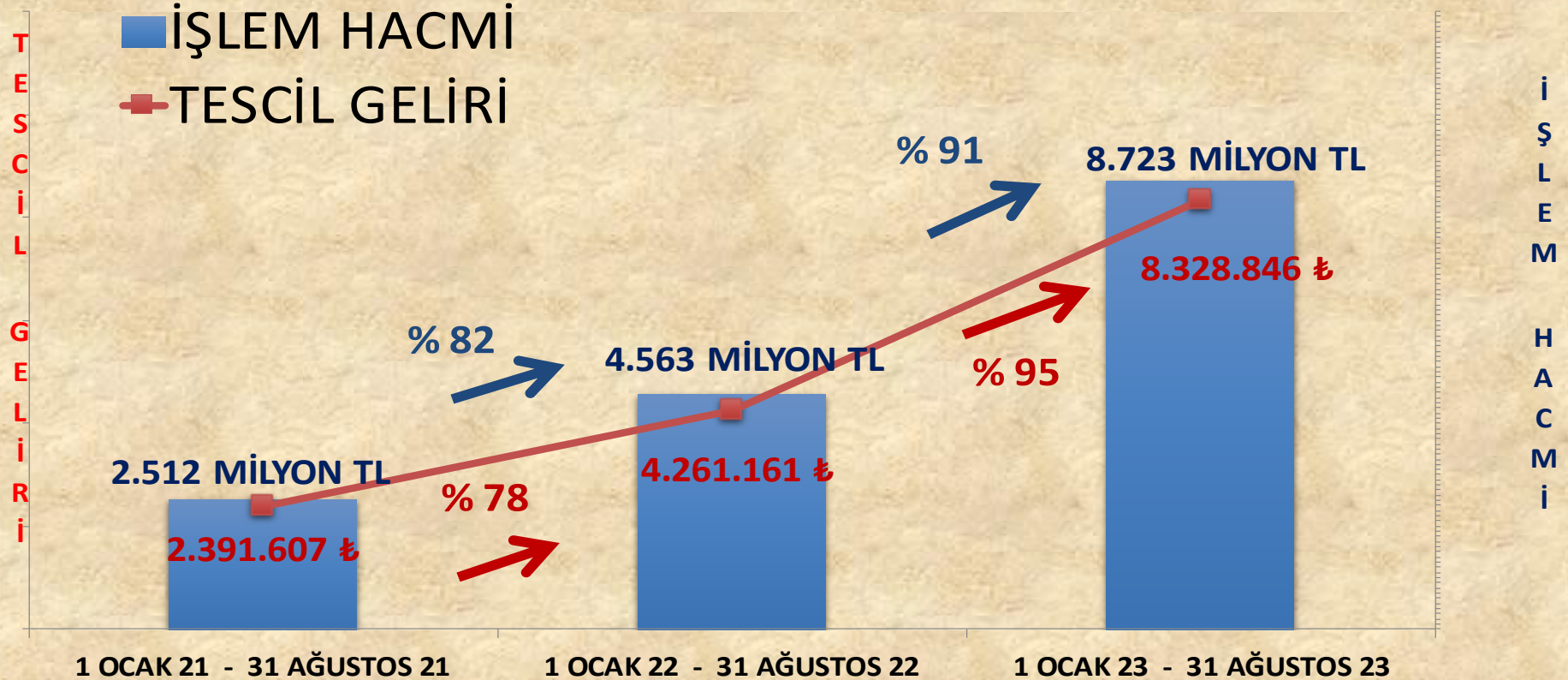
ÜRÜN GRUBU	Miktar(kg./lt/adet)	Tutar(TL)
BAKLİYAT VE MAMÜLLERİ	-291.888	-5.941.229
BİTKİSEL YAĞLAR	2.516	210.522
KOTASYON DIŞI ÜRÜNLER	-69.395	133.316.620
HAM DERİLER VE BAĞIRSAKLAR	-5.152	-87.731
HAYVANSAL YAĞLAR	29	6.596
HUBUBAT .	33.888.931	226.162.646
HUBUBAT MAMÜLLERİ	2.204.272	1.538.383
KASAPLIK CANLI HAYVANLAR	-3.505	56.713.557
KURU MEYVELER	4.442.036	133.680.586
ORMAN MAHSÜLLERİ	-173.438	-1.543.723
TEKSTİL HAMMADDELERİ	812.599	38.670.669
YAĞLI TOHUMLAR	-1.499.904	40.902.131
<b><u>TOPLAM</u></b>	<b>39.307.102</b>	<b>623.629.028</b>

# 2022 AĞUSTOS - 2023 AĞUSTOS DEĞİŞİM ORANI

ÜRÜN GRUBU	Miktar(kg./lt/adet)	Tutar(TL)
BAKLİYAT VE MAMÜLLERİ	-67%	-58%
BİTKİSEL YAĞLAR	-	-
KOTASYON DIŞI ÜRÜNLER	0%	46%
HAM DERİLER VE BAĞIRSAKLAR	-24%	-26%
HAYVANSAL YAĞLAR	768%	1929%
HUBUBAT .	111%	113%
HUBUBAT MAMÜLLERİ	367%	41%
KASAPLIK CANLI HAYVANLAR	-28%	92%
KURU MEYVELER	412%	400%
ORMAN MAHSÜLLERİ	-66%	-29%
TEKSTİL HAMMADDELERİ	1035%	985%
YAĞLI TOHUMLAR	-32%	46%
<b><u>TOPLAM</u></b>	<b>55%</b>	<b>89%</b>

# İŞLEM HACMİ VE TESCİL GELİRİ VERİLERİ

	1 OCAK 21 - 31 AĞUSTOS 21	1 OCAK 22 - 31 AĞUSTOS 22	1 OCAK 23 - 31 AĞUSTOS 23
İŞLEM HACMİ	2.512 MİLYON TL	4.563 MİLYON TL	8.723 MİLYON TL
TESCİL GELİRİ	2.391.607 TL	4.261.161 TL	8.328.846 TL



# 1 OCAK - 31 AĞUSTOS 2022

	Miktar(kg./lt/adet)	Tutar(TL)
BAKLİYAT VE MAMÜLLERİ	3.343.539	61.655.679
BİTKİSEL YAĞLAR	4.250	151.990
KOTASYON DIŐI ÜRÜNLER	375.992.652	2.186.568.618
HAM DERİLER VE BAĞIRSAKLAR	217.890	2.778.016
HAYVANSAL YAĞLAR	2.256	116.968
HUBUBAT .	108.687.715	605.963.606
HUBUBAT MAMÜLLERİ	1.699.223	9.614.024
KASAPLIK CANLI HAYVANLAR	68.823	375.259.788
KURU MEYVELER	8.913.762	209.030.581
MEYVE ÇEKİRDEKLERİ	500	15.939
ORMAN MAHSÜLLERİ	2.666.180	21.867.433
TEKSTİL HAMMADDELERİ	18.300.453	454.567.921
YAĞLI TOHUMLAR	44.874.534	635.163.000
<b><u>TOPLAM</u></b>	<b>564.771.777</b>	<b>4.562.753.563</b>



# 1 OCAK - 31 AĞUSTOS 2023

	Miktar(kg./lt/adet)	Tutar(TL)
BAKLİYAT VE MAMÜLLERİ	2.530.022	79.047.776
BİTKİSEL YAĞLAR	277.183	25.416.804
KOTASYON DIŐI ÜRÜNLER	448.566.572	4.508.718.206
HAM DERİLER VE BAĞIRSAKLAR	1.088.596	3.105.544
HAYVANSAL YAĞLAR	980	115.027
HUBUBAT .	251.253.127	1.433.465.136
HUBUBAT MAMÜLLERİ	4.104.875	14.435.758
KASAPLIK CANLI HAYVANLAR	58.515	759.847.173
KURU MEYVELER	12.536.375	438.808.434
MEYVE ÇEKİRDEKLERİ	3.224	41.912
ORMAN MAHSÜLLERİ	896.177	16.277.089
TEKSTİL HAMMADDELERİ	18.982.611	462.132.330
YAĞLI TOHUMLAR	29.091.378	981.791.386
<b><u>TOPLAM</u></b>	<b>769.389.635</b>	<b>8.723.202.576</b>

# 1 OCAK - 31 AĞUSTOS 2022-23 DEĞİŞİM

	Miktar(kg./lt/adet)	Tutar(TL)
BAKLİYAT VE MAMÜLLERİ	-813.517	17.392.097
BITKİSEL YAĞLAR	272.933	25.264.814
KOTASYON DIŞI ÜRÜNLER	72.573.921	2.322.149.588
HAM DERİLER VE BAĞIRSAKLAR	870.706	327.529
HAYVANSAL YAĞLAR	-1.277	-1.941
HUBUBAT .	142.565.412	827.501.529
HUBUBAT MAMÜLLERİ	2.405.652	4.821.734
KASAPLIK CANLI HAYVANLAR	-10.308	384.587.384
KURU MEYVELER	3.622.613	229.777.853
MEYVE ÇEKİRDEKLERİ	2.724	25.973
ORMAN MAHSÜLLERİ	-1.770.002	-5.590.344
TEKSTİL HAMMADDELERİ	682.158	7.564.409
YAĞLI TOHUMLAR	-15.783.156	346.628.386
<b><u>TOPLAM</u></b>	<b>204.617.858</b>	<b>4.160.449.014</b>

# 1 OCAK - 31 AĞUSTOS 2022-23 DEĞİŞİM ORANI

	Miktar(kg./lt/adet)	Tutar(TL)
BAKLİYAT VE MAMÜLLERİ	-24%	28%
BİTKİSEL YAĞLAR	6422%	16623%
KOTASYON DIŞI ÜRÜNLER	19%	106%
HAM DERİLER VE BAĞIRSAKLAR	400%	12%
HAYVANSAL YAĞLAR	-57%	-2%
HUBUBAT .	131%	137%
HUBUBAT MAMÜLLERİ	142%	50%
KASAPLIK CANLI HAYVANLAR	-15%	102%
KURU MEYVELER	41%	110%
MEYVE ÇEKİRDEKLERİ	545%	163%
ORMAN MAHSÜLLERİ	-66%	-26%
TEKSTİL HAMMADDELERİ	4%	2%
YAĞLI TOHUMLAR	-35%	55%
<b><u>TOPLAM</u></b>	<b>36%</b>	<b>91%</b>

# ARPA

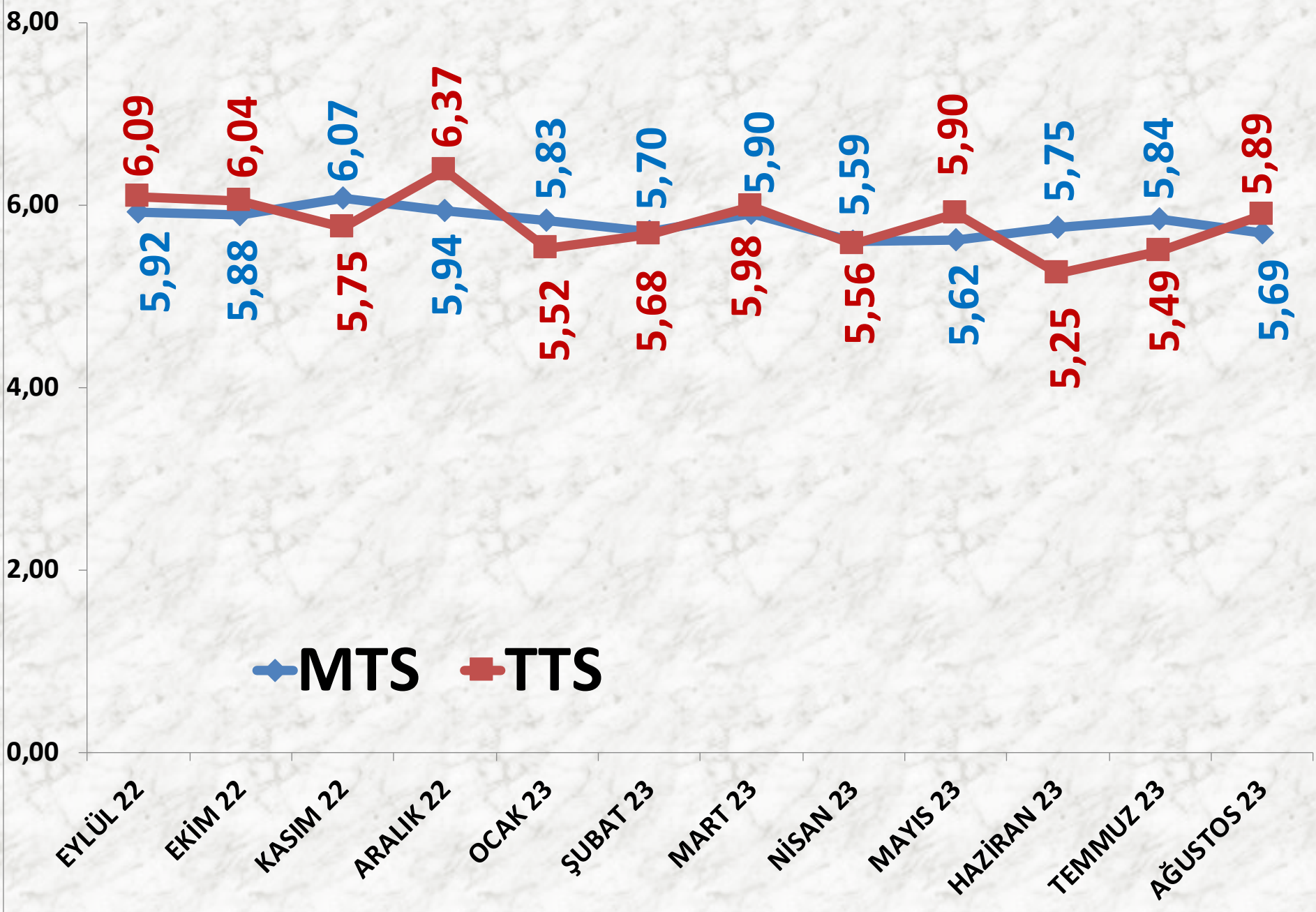
İŞLEM MİKTARI TON	2021 AĞUSTOS		2022 AĞUSTOS		2023 AĞUSTOS	
	MTS	629 TON	921%	6.414 TON	207%	19.692 TON
TTS	297 TON	1000%	3.263 TON	218%	10.382 TON	

EN AZ FİYAT	2021 AĞUSTOS		2022 AĞUSTOS		2023 AĞUSTOS	
	MTS	2,20 TL	147%	5,43 TL	-13%	4,75 TL
TTS	1,90 TL	189%	5,50 TL	-7%	5,10 TL	

EN ÇOK FİYAT	2021 AĞUSTOS		2022 AĞUSTOS		2023 AĞUSTOS	
	MTS	3,00 TL	117%	6,50 TL	0%	6,50 TL
TTS	2,50 TL	180%	7,00 TL	-10%	6,30 TL	

ORTALAMA FİYAT	2021 AĞUSTOS		2022 AĞUSTOS		2023 AĞUSTOS	
	MTS	2,41 TL	146%	5,93 TL	-4%	5,69 TL
TTS	2,16 TL	184%	6,12 TL	-4%	5,89 TL	

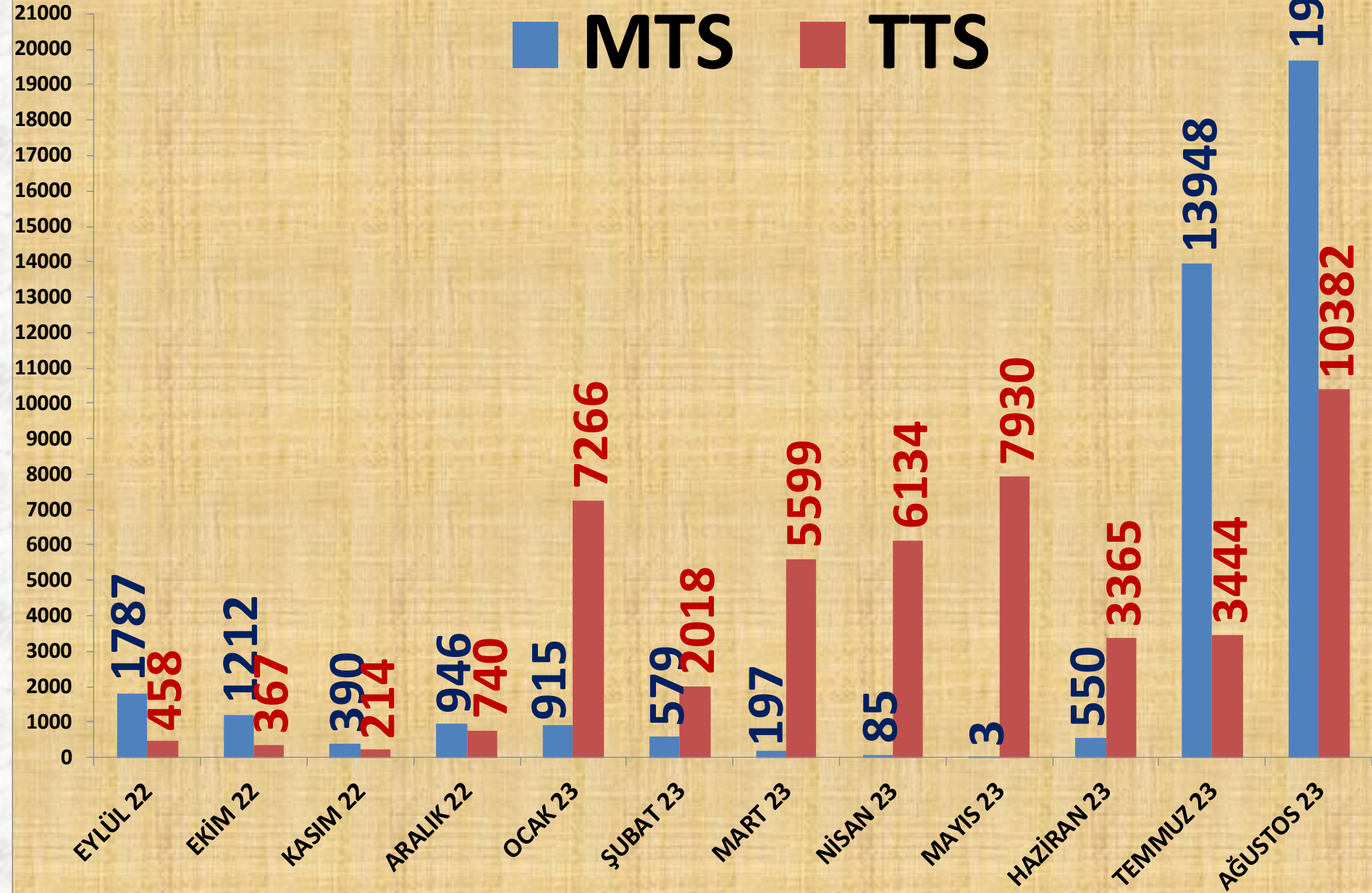
# AYLIK ARPA FİYAT TRENDİ (TL)

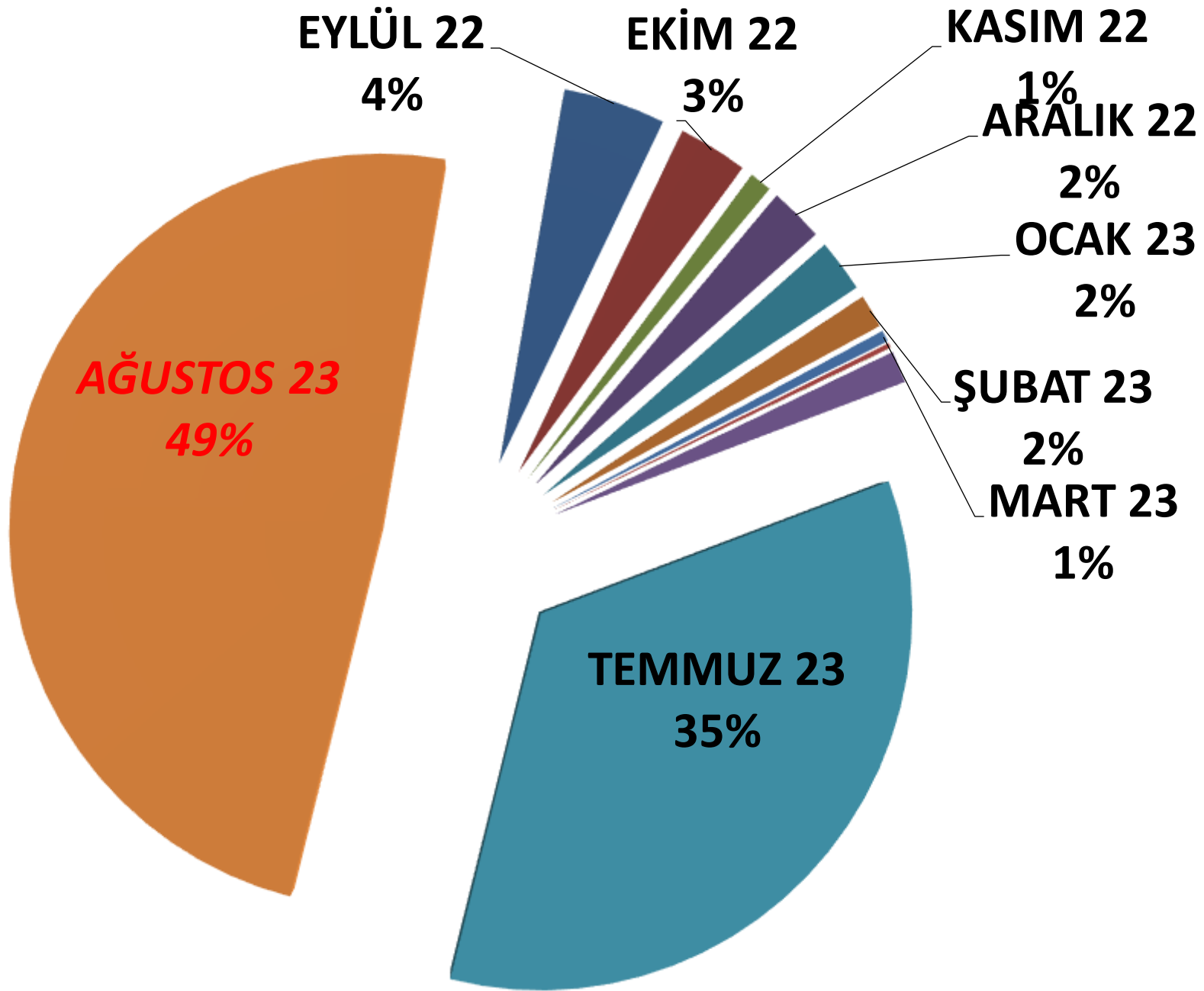




# AYLIK ARPA İŞLEM MİKTARI (TON)

■ MTS ■ TTS





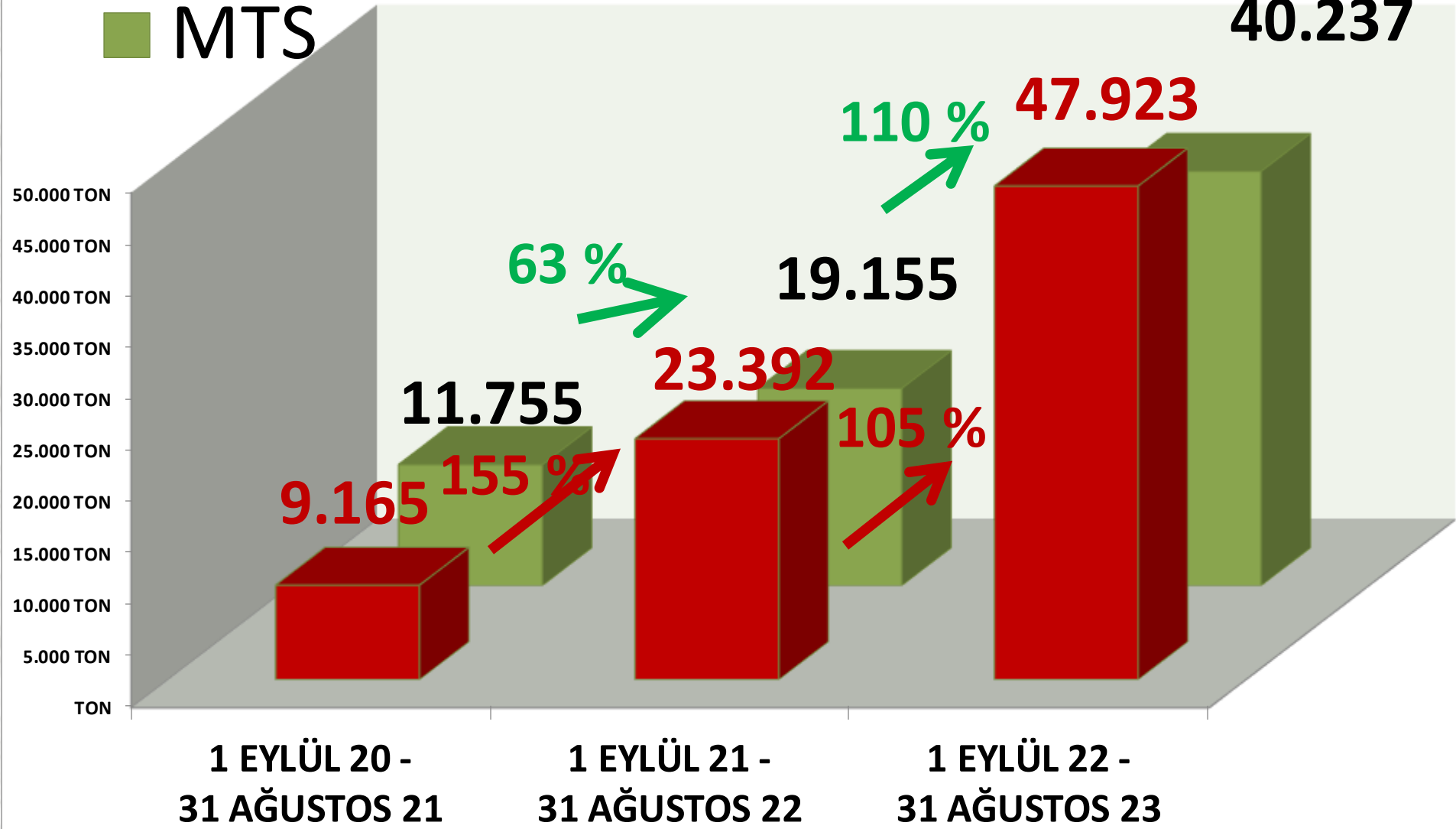
**AYLIK ARPA MTS İŞLEM MİKTARI ORANLARI**

■ TTS

# YILLIK ARPA İŞLEM MİKTARI (TON)

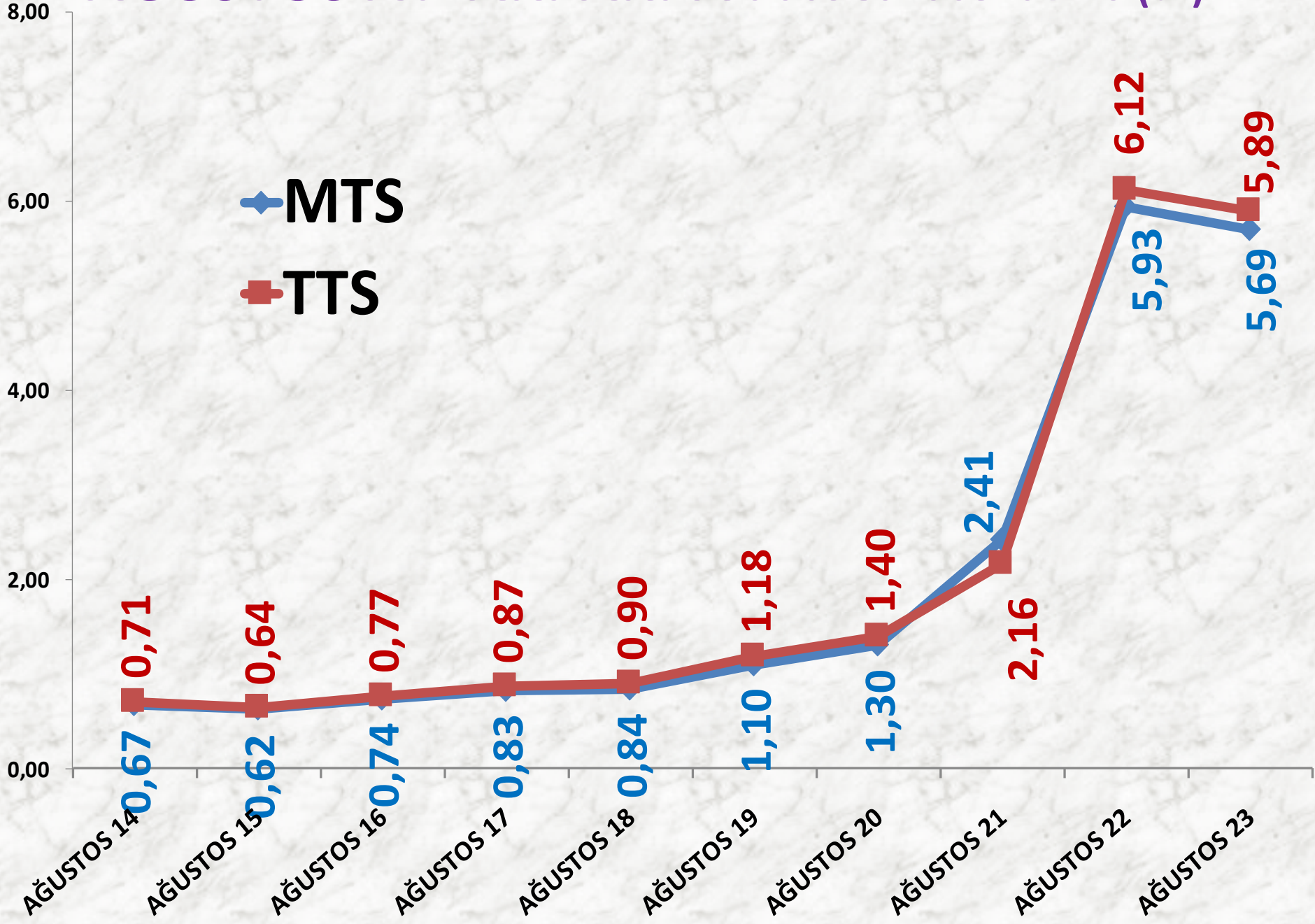
■ MTS

40.237



# AĞUSTOS AYLARI ARPA FİYAT TRENDİ (TL)

◆ MTS  
■ TTS



# BUĞDAY

<b>İŞLEM MİKTARI TON</b>	<b>2021 AĞUSTOS</b>	<b>2022 AĞUSTOS</b>		<b>2023 AĞUSTOS</b>	
MTS	629 TON	921%	6.414 TON	207%	19.692 TON
TTS	297 TON	1000%	3.263 TON	218%	10.382 TON

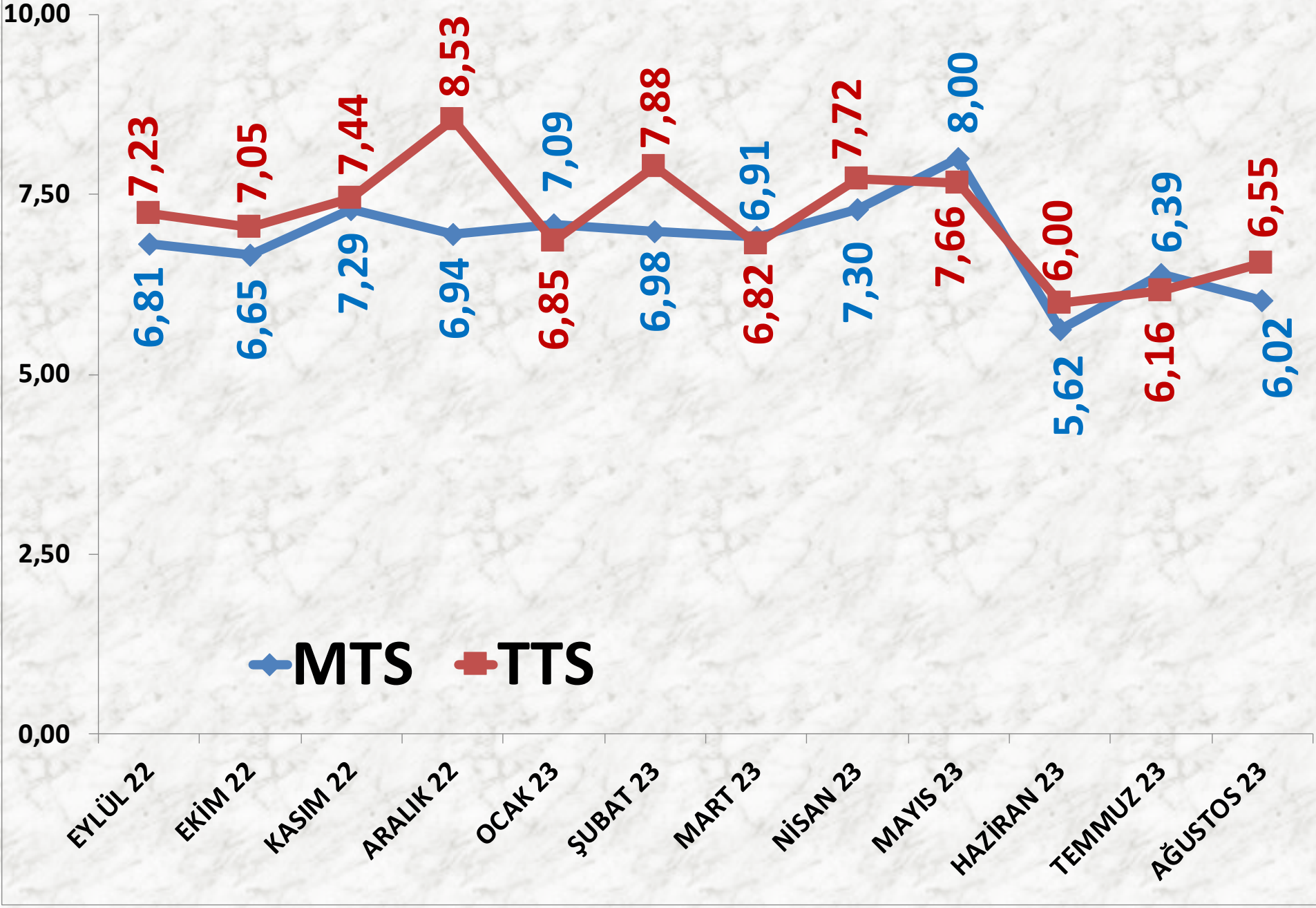
<b>EN AZ FİYAT</b>	<b>2021 AĞUSTOS</b>	<b>2022 AĞUSTOS</b>		<b>2023 AĞUSTOS</b>	
MTS	2,20 TL	150%	5,50 TL	-9%	5,00 TL
TTS	2,00 TL	194%	5,88 TL	-11%	5,25 TL

<b>EN ÇOK FİYAT</b>	<b>2021 AĞUSTOS</b>	<b>2022 AĞUSTOS</b>		<b>2023 AĞUSTOS</b>	
MTS	2,98 TL	172%	8,10 TL	-12%	7,12 TL
TTS	3,11 TL	148%	7,70 TL	14%	8,75 TL

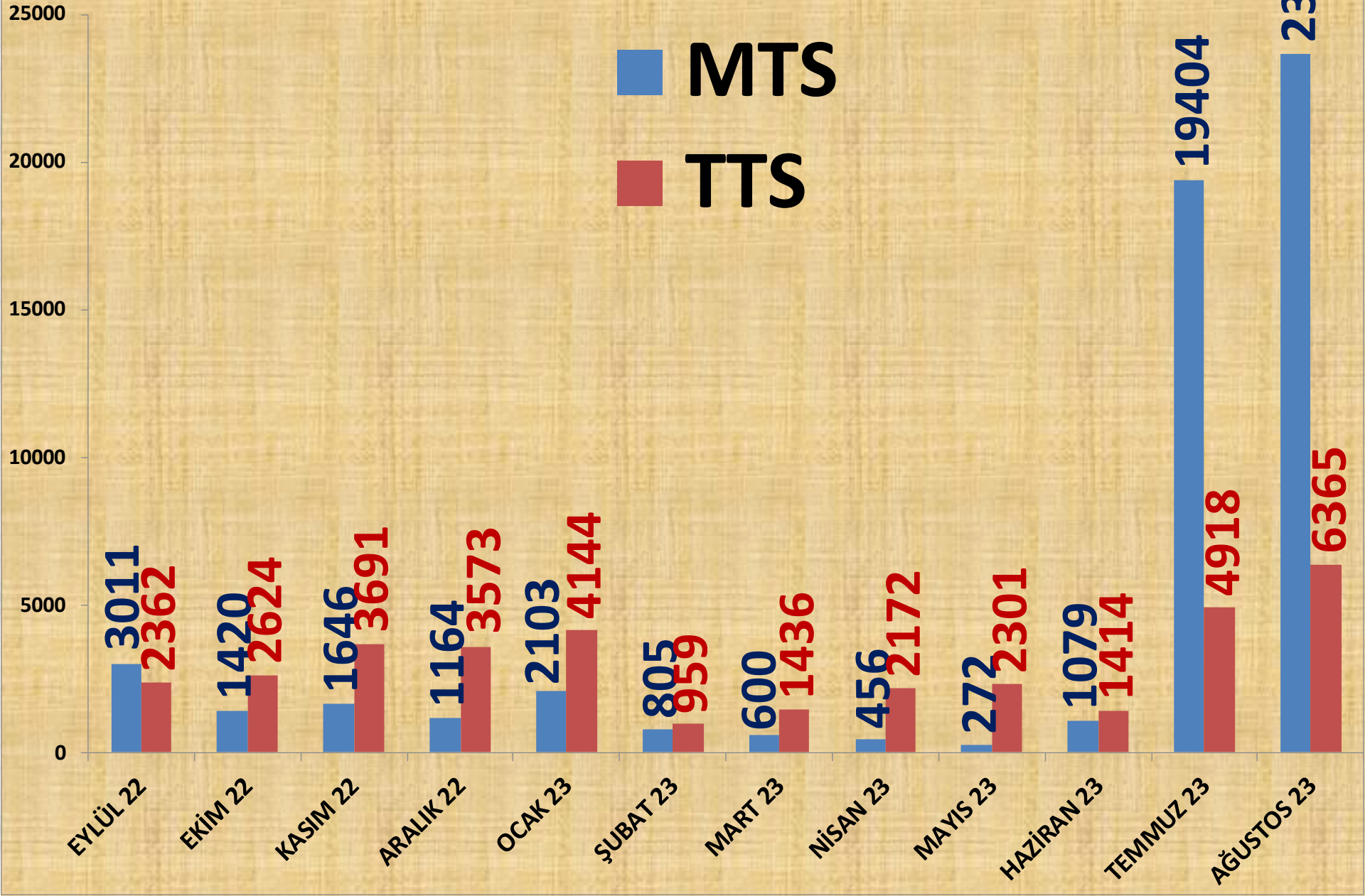
<b>ORTALAMA FİYAT</b>	<b>2021 AĞUSTOS</b>	<b>2022 AĞUSTOS</b>		<b>2023 AĞUSTOS</b>	
MTS	2,53 TL	165%	6,68 TL	-10%	6,02 TL
TTS	2,64 TL	148%	6,54 TL	0%	6,55 TL

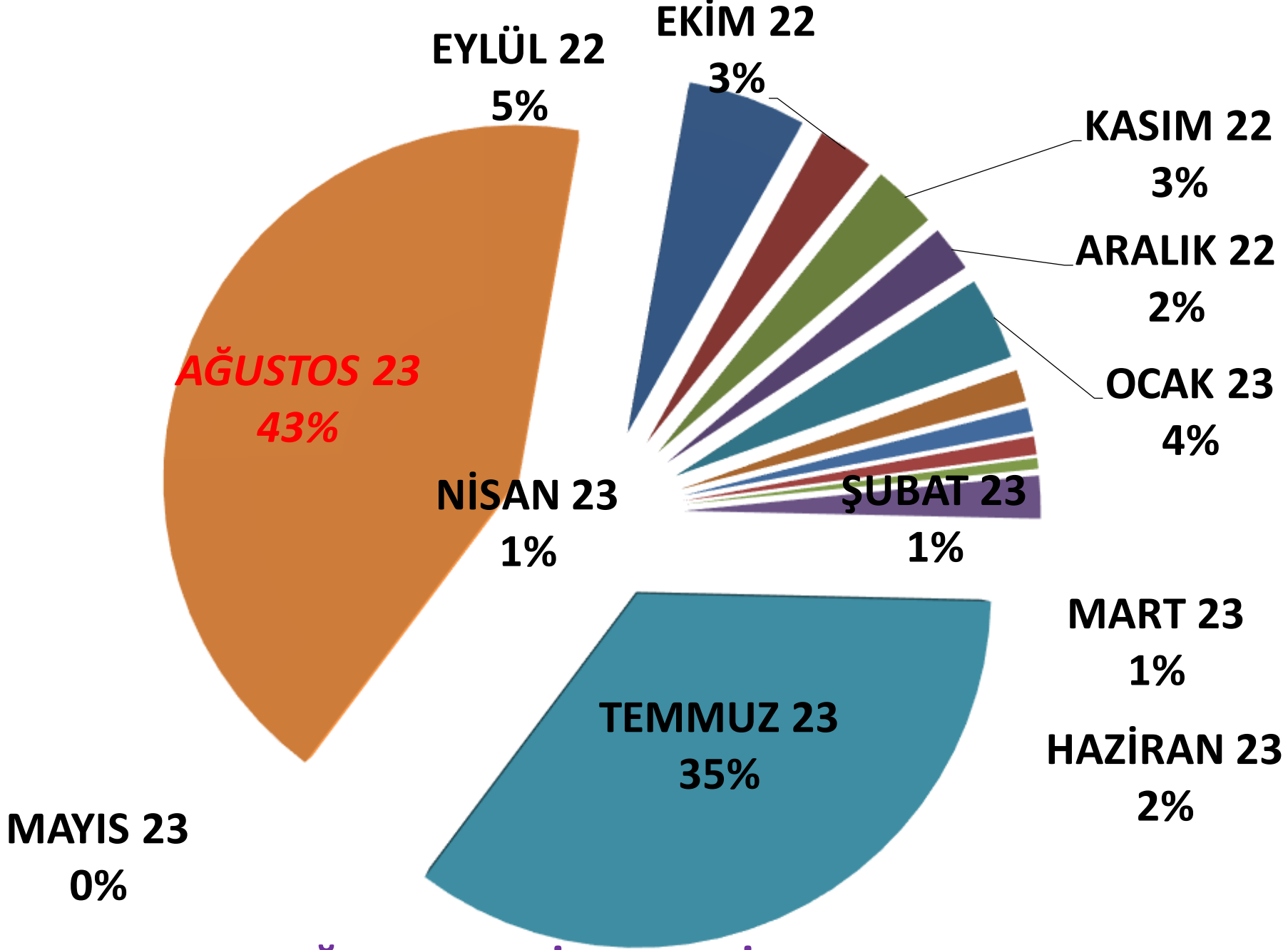


# AYLIK BUĞDAY FİYAT TRENDİ (TL)



# AYLIK BUĞDAY İŞLEM MİKTARI (TON)



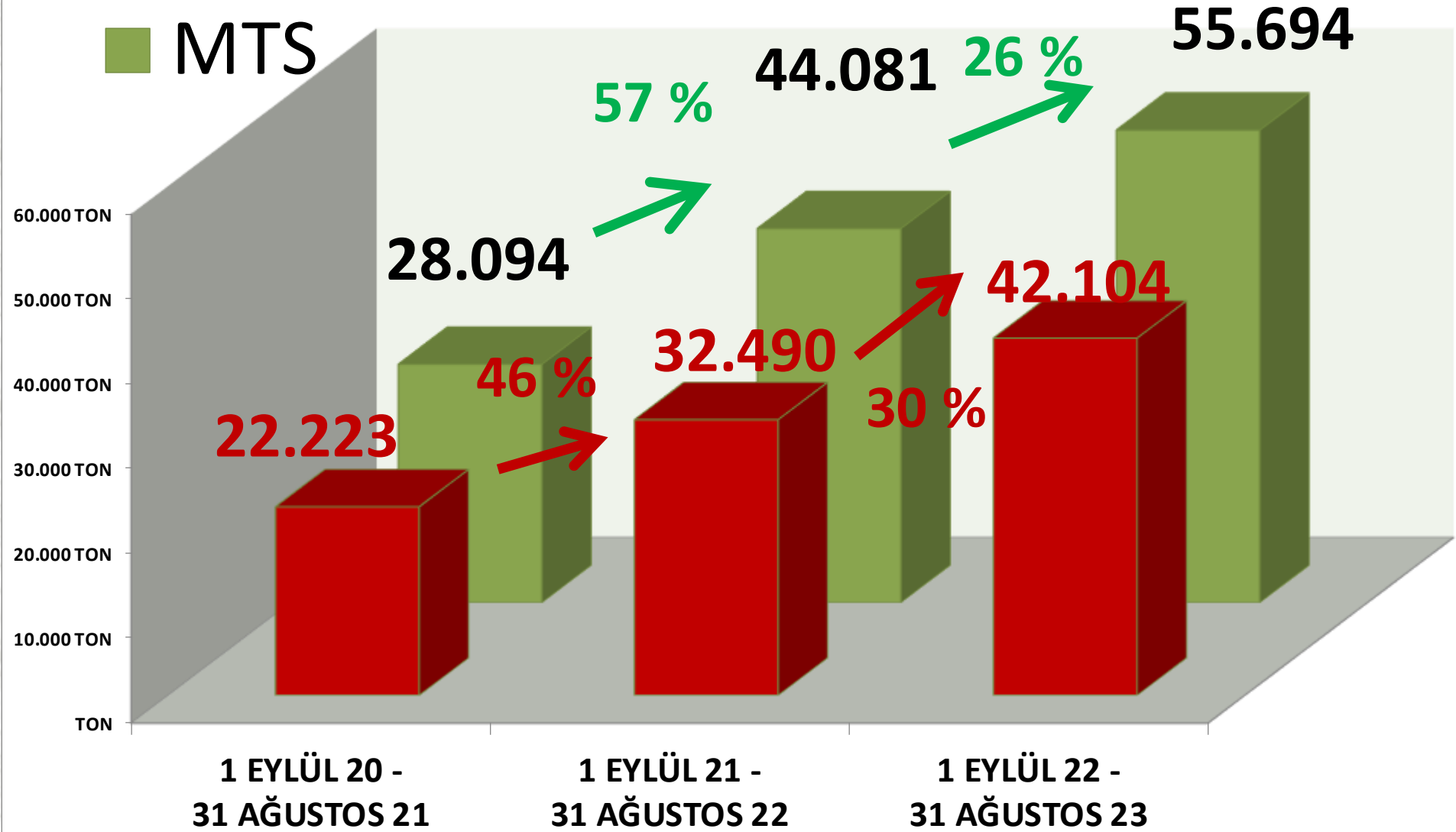


**AYLIK BUĞDAY MTS İŞLEM MİKTARI ORANLARI**

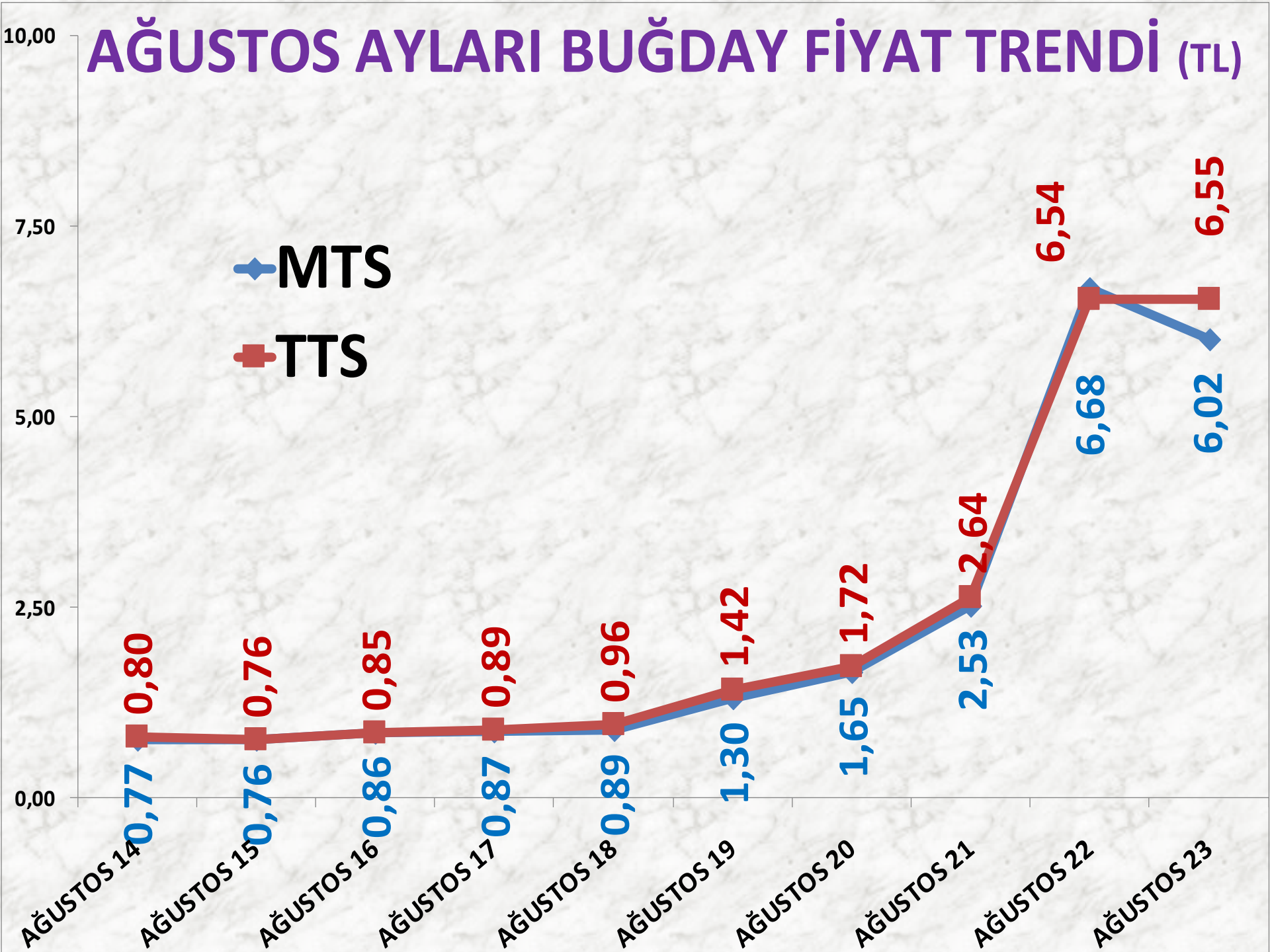
■ TTS

# YILLIK BUĞDAY İŞLEM MİKTARI (TON)

■ MTS



# AĞUSTOS AYLARI BUĞDAY FİYAT TRENDİ (TL)





# MISIR DANE

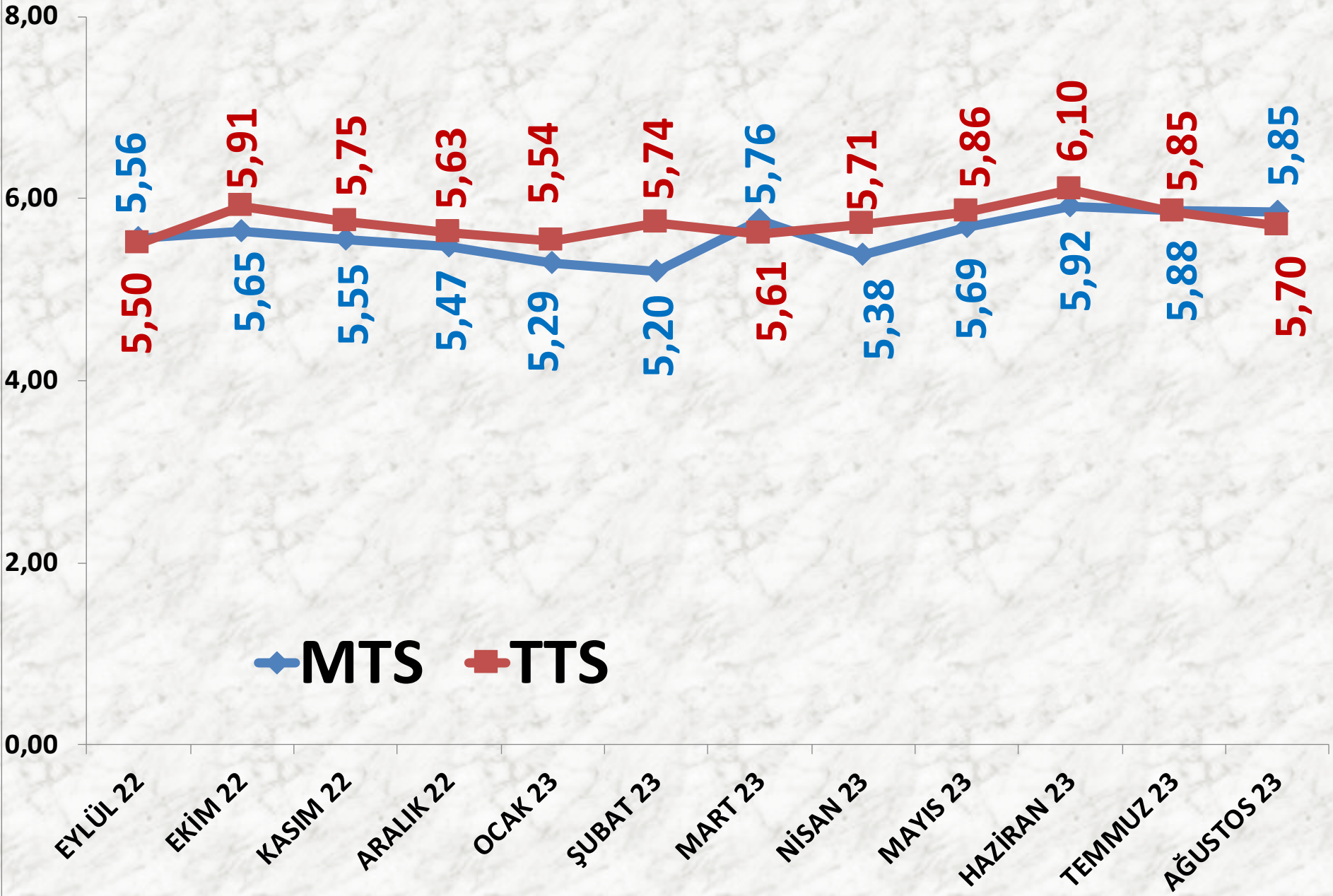
<b>İŞLEM MİKTARI TON</b>	<b>2021 AĞUSTOS</b>	<b>2022 AĞUSTOS</b>		<b>2023 AĞUSTOS</b>	
MTS	0	-	4 TON	37022%	1.656 TON
TTS	0	-	0	-	1.906 TON

<b>EN AZ FİYAT</b>	<b>2021 AĞUSTOS</b>	<b>2022 AĞUSTOS</b>		<b>2023 AĞUSTOS</b>	
MTS	-	-	5,41 TL	-4%	5,20 TL
TTS	-	-	-	-	5,50 TL

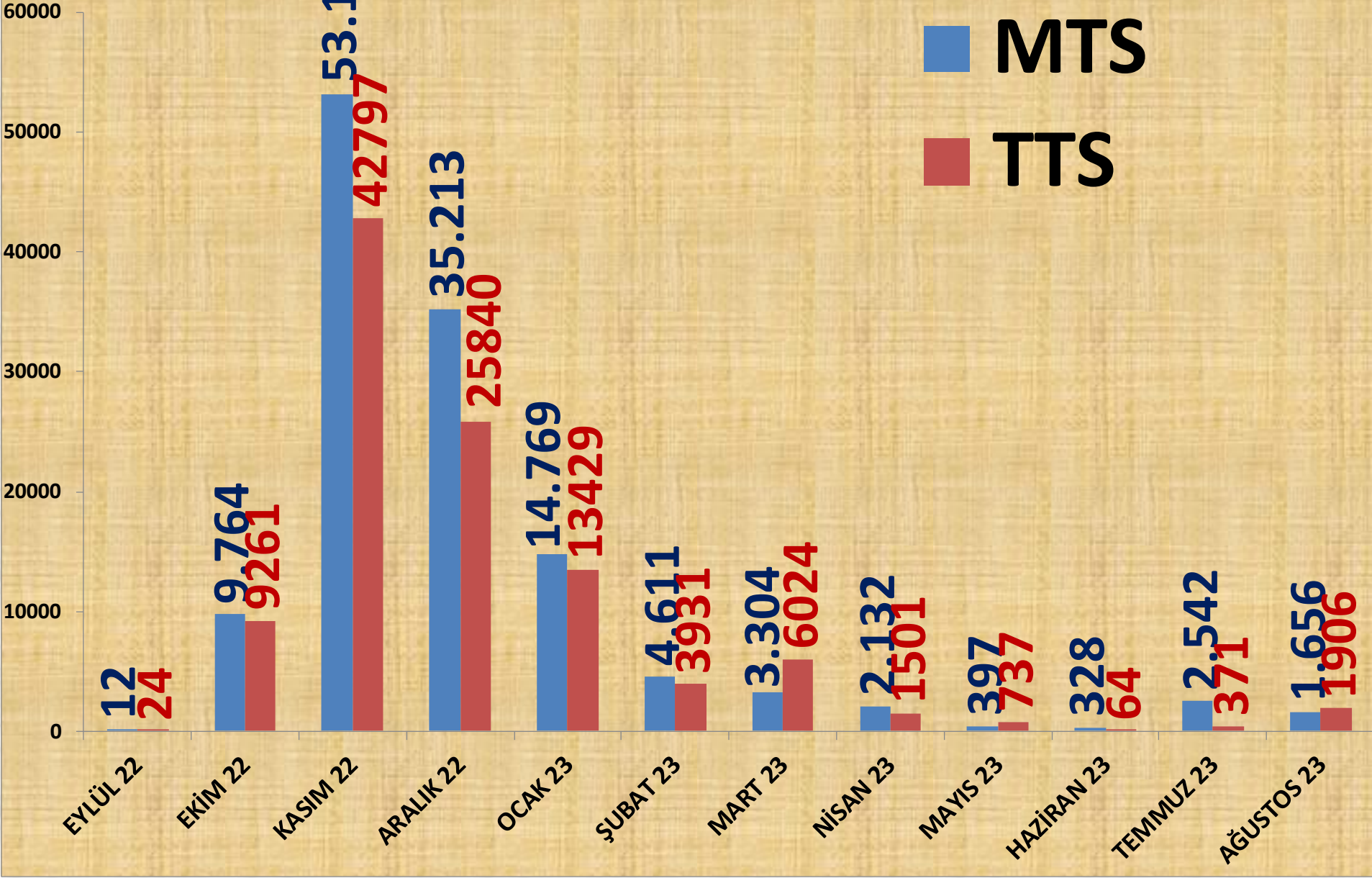
<b>EN ÇOK FİYAT</b>	<b>2021 AĞUSTOS</b>	<b>2022 AĞUSTOS</b>		<b>2023 AĞUSTOS</b>	
MTS	-	-	5,41 TL	11%	6,00 TL
TTS	-	-	-	-	6,50 TL

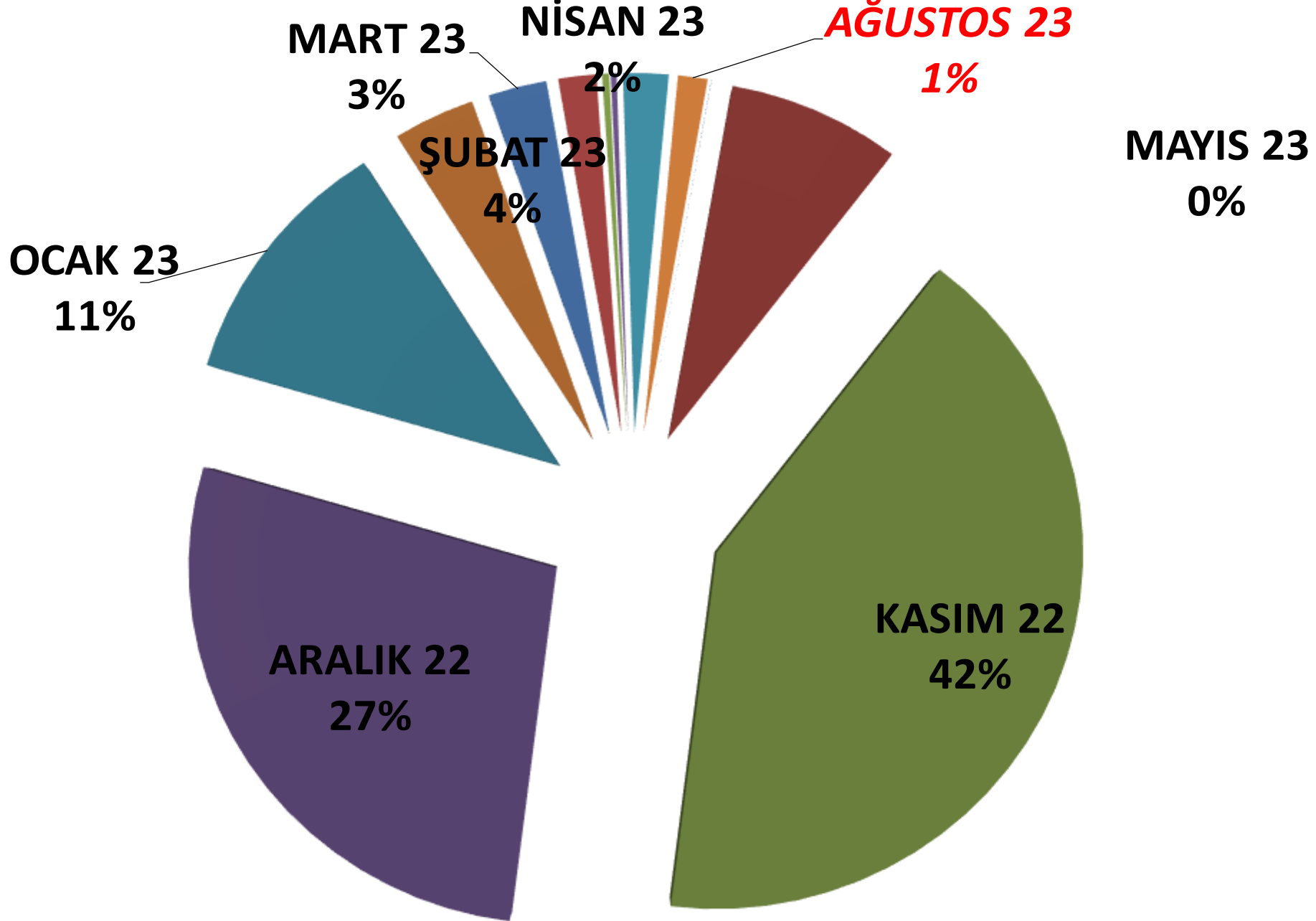
<b>ORTALAMA FİYAT</b>	<b>2021 AĞUSTOS</b>	<b>2022 AĞUSTOS</b>		<b>2023 AĞUSTOS</b>	
MTS	-	-	5,41 TL	8%	5,85 TL
TTS	-	-	-	-	5,70 TL

# AYLIK MISIR DANE FİYAT TRENDİ (TL)



# AYLIK MISIR DANE İŞLEM MİKTARI (TON)



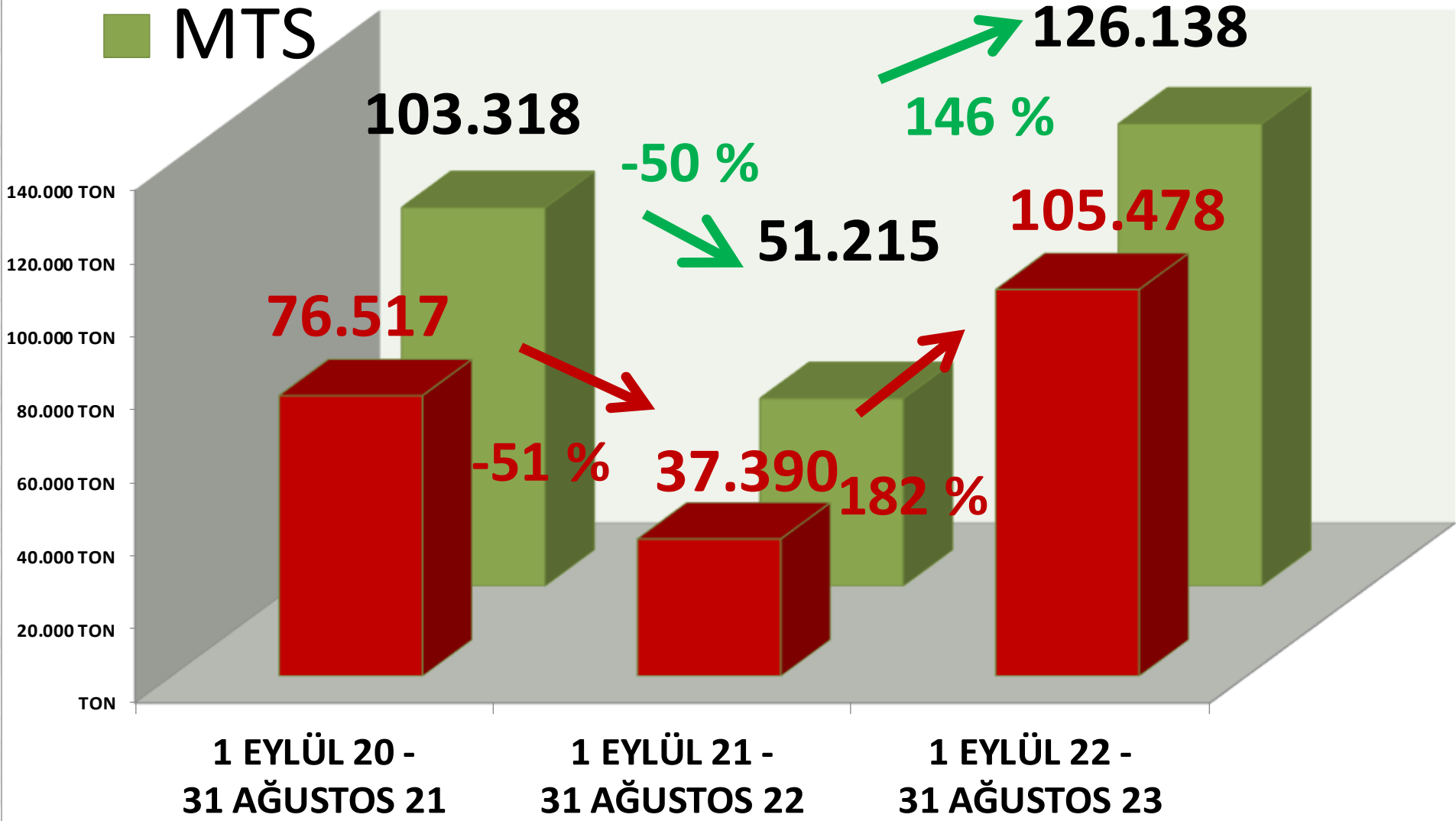


**AYLIK MISIR DANE MTS İŞLEM MİKTARI ORANLARI**

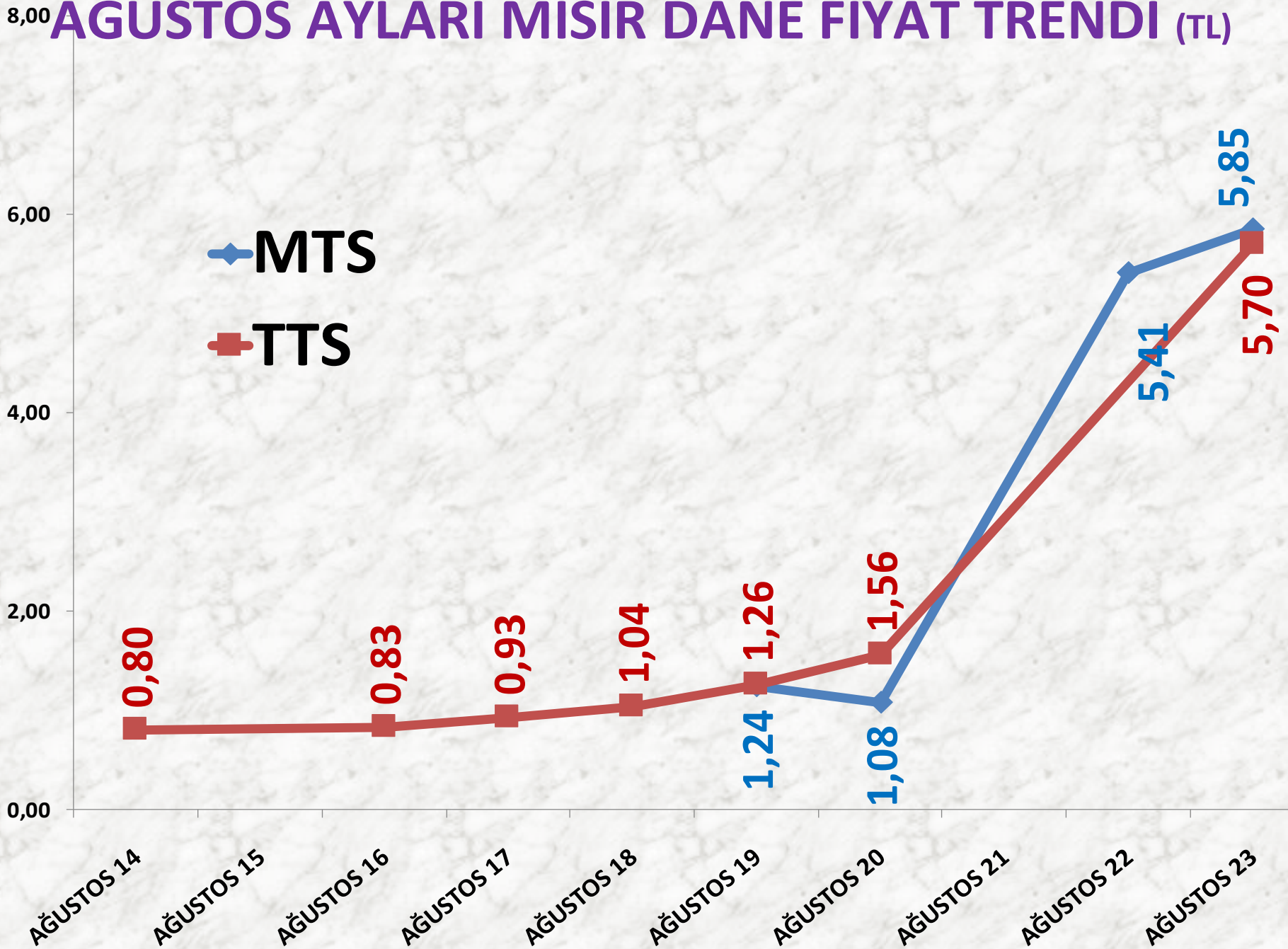
■ TTS

# YILLIK MISIR DANE İŞLEM MİKTARI (TON)

■ MTS



# AĞUSTOS AYLARI MISIR DANE FİYAT TRENDİ (TL)





# NOHUT

<b>İŞLEM MİKTARI TON</b>	<b>2021 AĞUSTOS</b>	<b>2022 AĞUSTOS</b>		<b>2023 AĞUSTOS</b>	
MTS	210 TON	105%	431 TON	-78%	93 TON
TTS	167 TON	-97%	5 TON	877%	49 TON

<b>EN AZ FİYAT</b>	<b>2021 AĞUSTOS</b>	<b>2022 AĞUSTOS</b>		<b>2023 AĞUSTOS</b>	
MTS	7,00 TL	143%	17,00 TL	3%	17,47 TL
TTS	2,50 TL	160%	6,50 TL	200%	19,50 TL

<b>EN ÇOK FİYAT</b>	<b>2021 ŞUBAT</b>	<b>2022 MART</b>		<b>2023 MART</b>	
MTS	12,16 TL	106%	25,00 TL	51%	37,79 TL
TTS	7,50 TL	100%	15,00 TL	103%	30,50 TL

<b>ORTALAMA FİYAT</b>	<b>2021 AĞUSTOS</b>	<b>2022 AĞUSTOS</b>		<b>2023 AĞUSTOS</b>	
MTS	8,22 TL	188%	23,65 TL	28%	30,25 TL
TTS	6,11 TL	58%	9,69 TL	205%	29,56 TL

# NOHUT DOĞAL

<b>İŞLEM MİKTARI TON</b>	<b>2021 AĞUSTOS</b>	<b>2022 AĞUSTOS</b>		<b>2023 AĞUSTOS</b>	
MTS	0	-	15 TON	103%	30 TON
TTS	31 TON	-100%	0	-	45 TON

<b>EN AZ FİYAT</b>	<b>2021 AĞUSTOS</b>	<b>2022 AĞUSTOS</b>		<b>2023 AĞUSTOS</b>	
MTS	-	-	17,00 TL	38%	23,47 TL
TTS	4,25 TL	-	-	-	27,88 TL

<b>EN ÇOK FİYAT</b>	<b>2021 AĞUSTOS</b>	<b>2022 AĞUSTOS</b>		<b>2023 AĞUSTOS</b>	
MTS	-	-	17,00 TL	65%	28,00 TL
TTS	5,70 TL	-	-	-	30,00 TL

<b>ORTALAMA FİYAT</b>	<b>2021 AĞUSTOS</b>	<b>2022 AĞUSTOS</b>		<b>2023 AĞUSTOS</b>	
MTS	-	-	17,00 TL	64%	27,94 TL
TTS	5,49 TL	-	-	-	29,28 TL

# NOHUT - ELENMİŞ

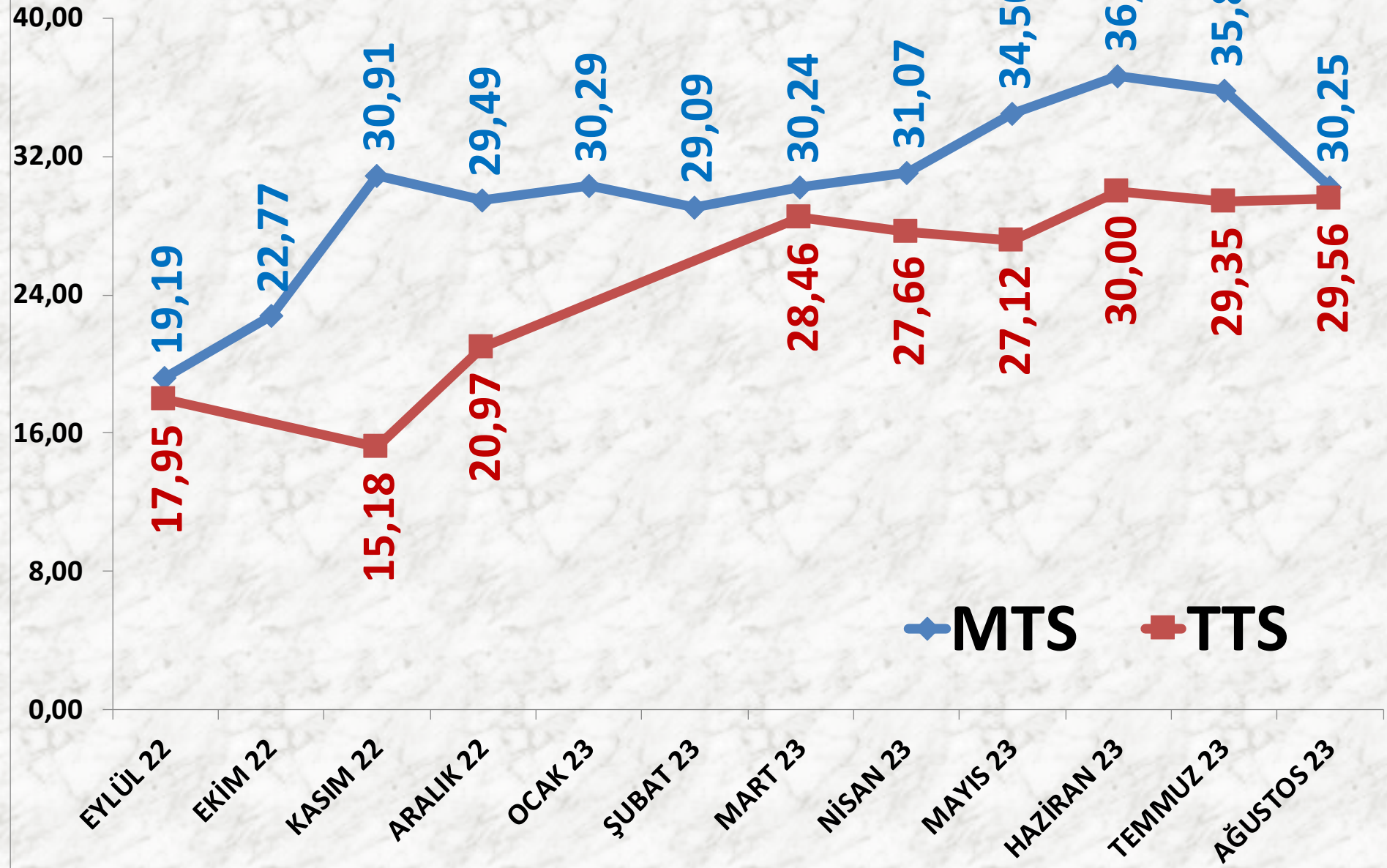
<b>İŞLEM MİKTARI TON</b>	<b>2021 AĞUSTOS</b>	<b>2022 AĞUSTOS</b>		<b>2023 AĞUSTOS</b>	
MTS	210 TON	98%	416 TON	-90%	44 TON
TTS	96 TON	-100%	0	-	4 TON

<b>EN AZ FİYAT</b>	<b>2021 AĞUSTOS</b>	<b>2022 AĞUSTOS</b>		<b>2023 AĞUSTOS</b>	
MTS	7,00 TL	186%	20,00 TL	75%	35,00 TL
TTS	6,45 TL	-	-	-	32,50 TL

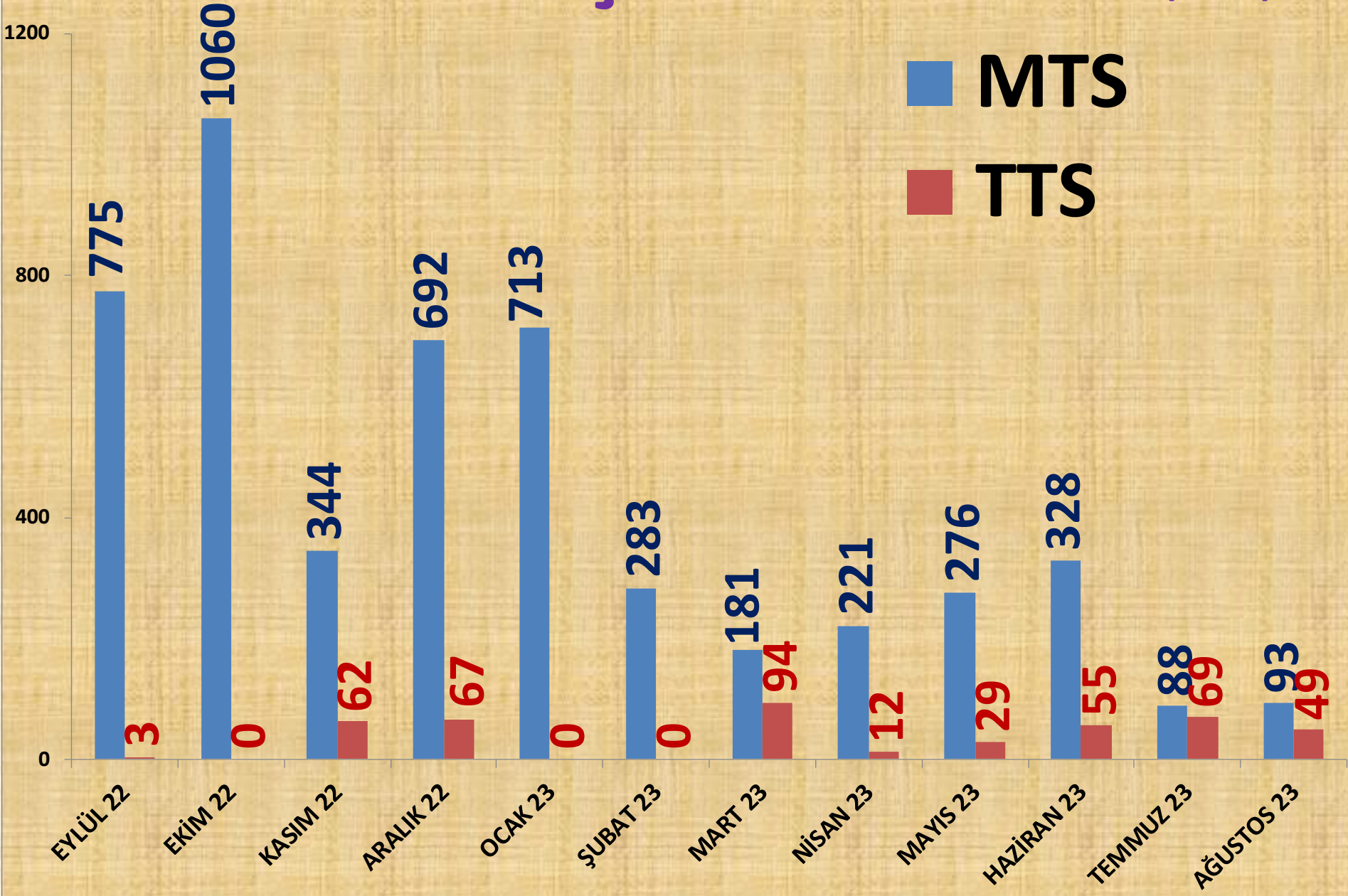
<b>EN ÇOK FİYAT</b>	<b>2021 AĞUSTOS</b>	<b>2022 AĞUSTOS</b>		<b>2023 AĞUSTOS</b>	
MTS	11,00 TL	135%	25,90 TL	54%	40,00 TL
TTS	8,25 TL	-	-	-	40,00 TL

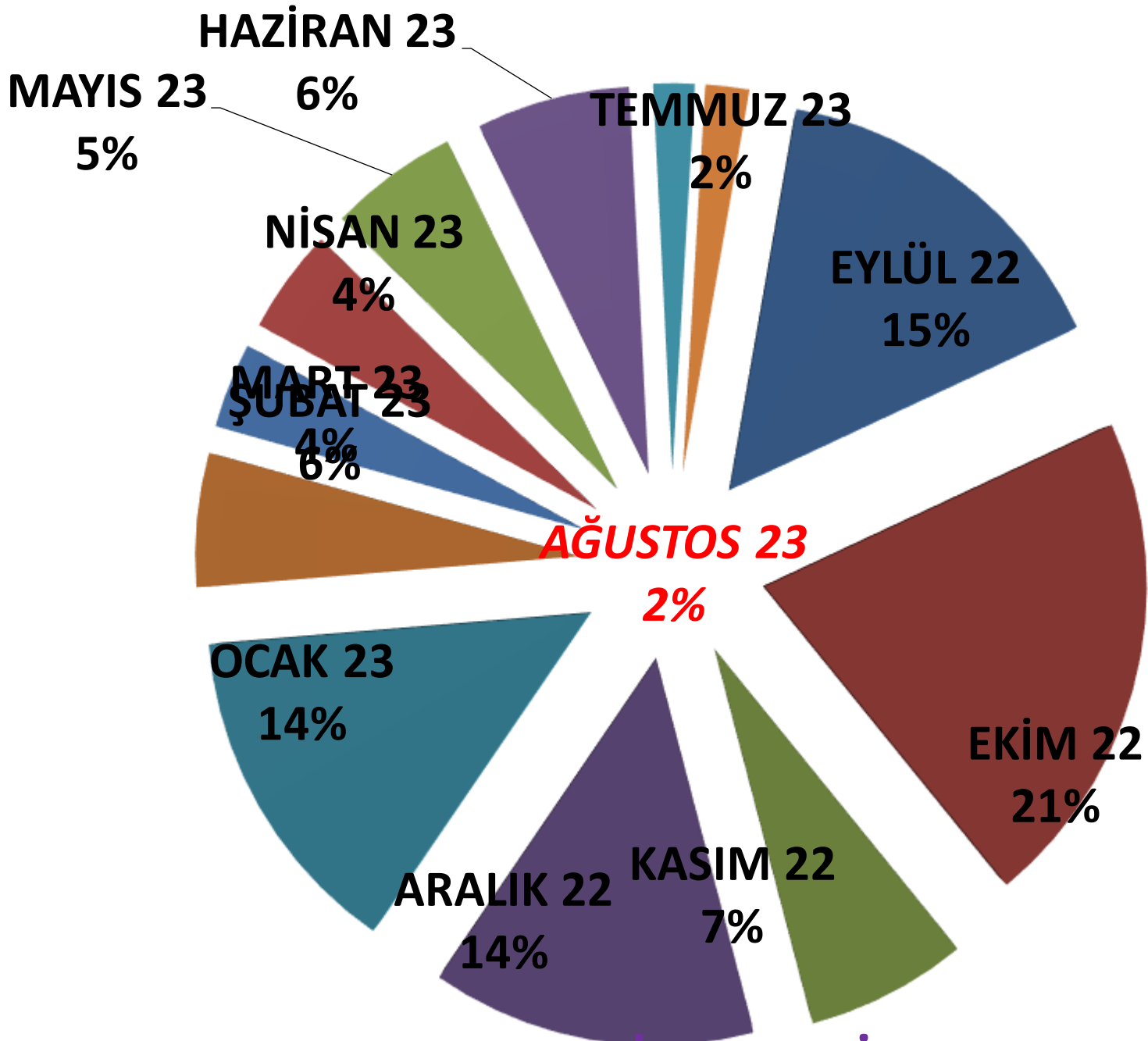
<b>ORTALAMA FİYAT</b>	<b>2021 AĞUSTOS</b>	<b>2022 AĞUSTOS</b>		<b>2023 AĞUSTOS</b>	
MTS	8,22 TL	191%	23,89 TL	57%	37,53 TL
TTS	7,36 TL	-	-	-	32,60 TL

# AYLIK NOHUT FİYAT TRENDİ (TL)



# AYLIK NOHUT İŞLEM MİKTARI (TON)





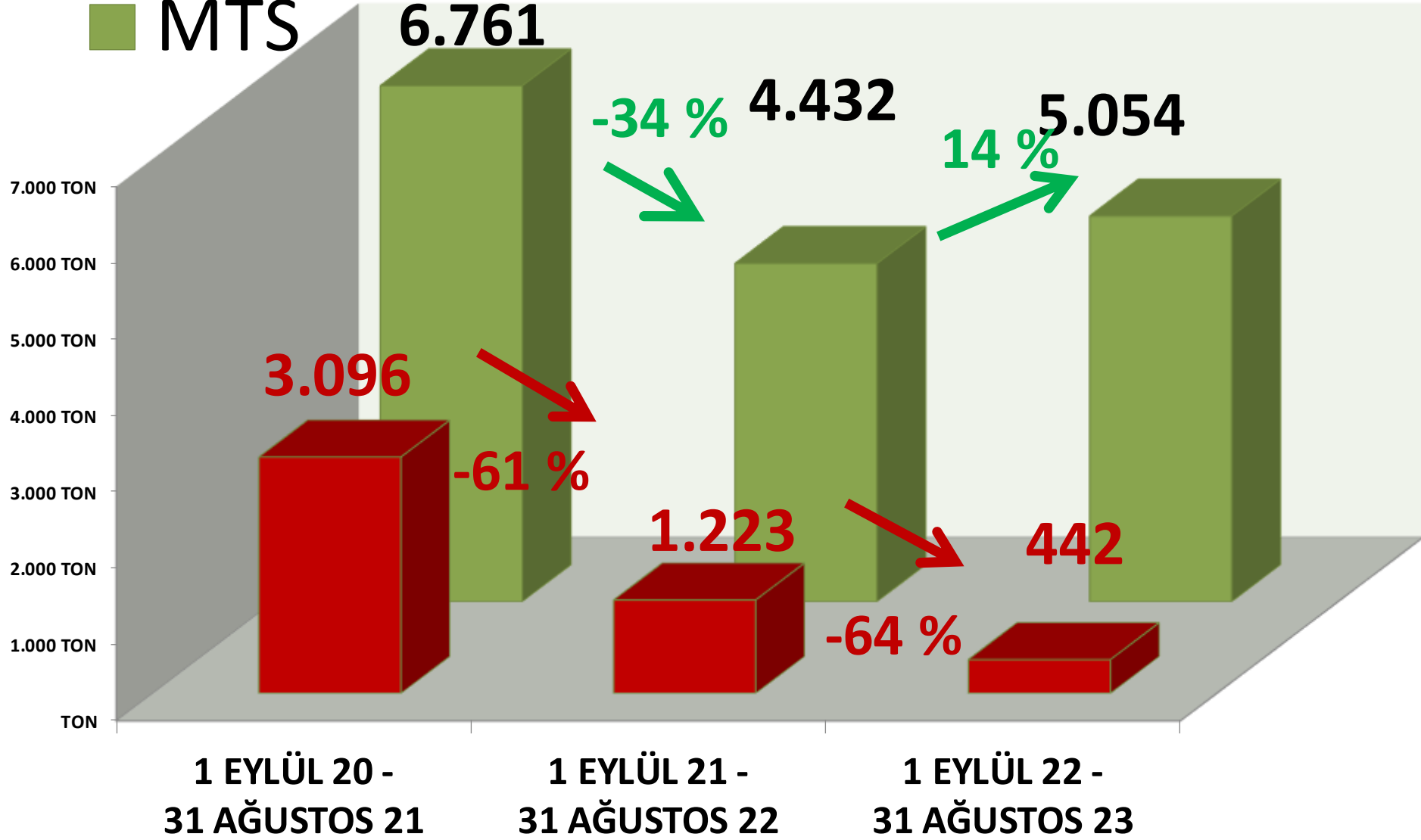
**AYLIK NOHUT MTS İŞLEM MİKTARI ORANLARI**



**TTS**

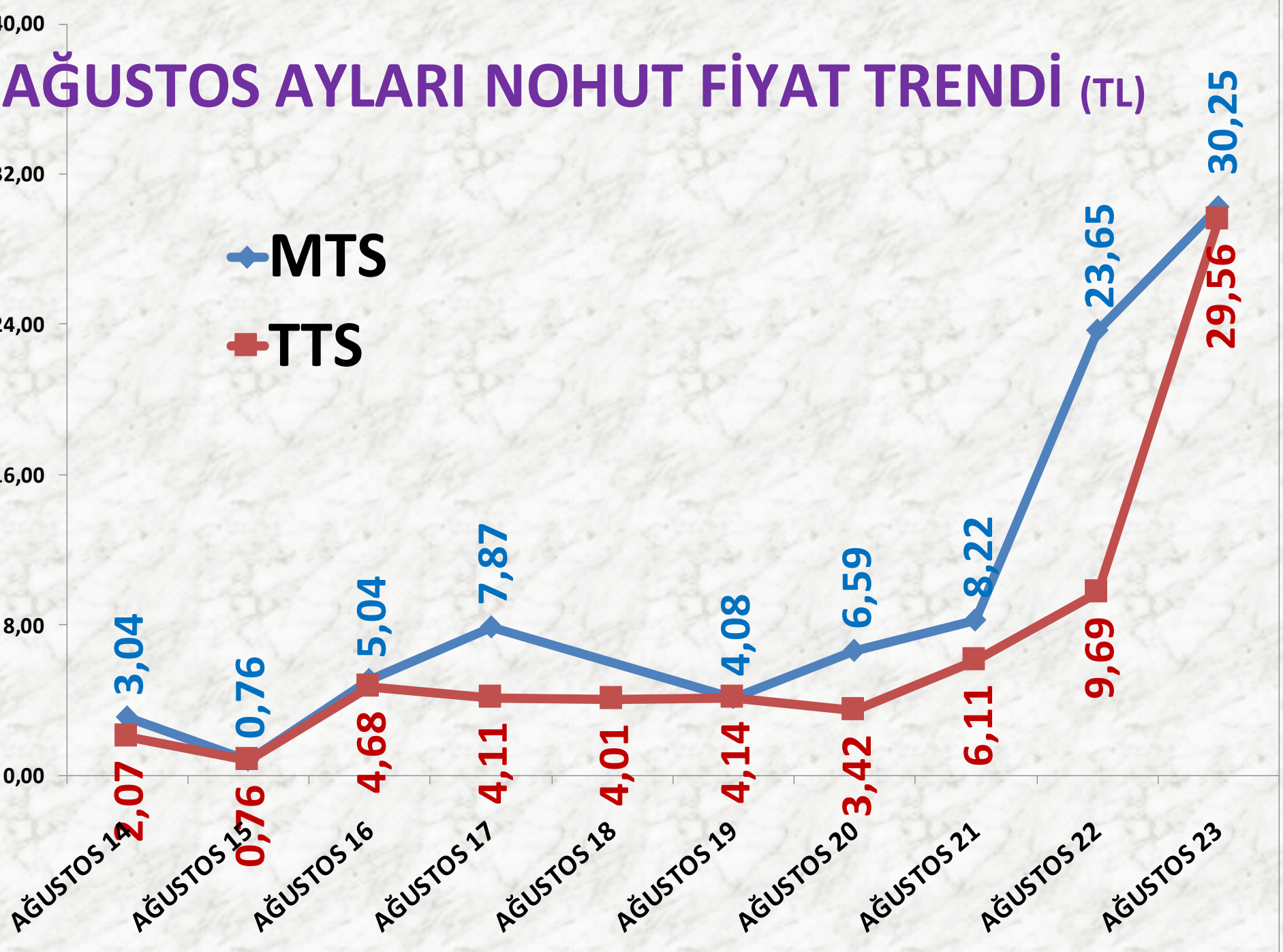
# YILLIK NOHUT İŞLEM MİKTARI (TON)

**MTS**



# AĞUSTOS AYLARI NOHUT FİYAT TRENDİ (TL)

◆ MTS  
■ TTS



# BEYAZ LEBLEBİ

## LEBLEBİ BEYAZ 8,50 mm

İŞLEM MİKTARI TON	2021 AĞUSTOS	2022 AĞUSTOS		2023 AĞUSTOS	
TTS	2 TON	423%	13 TON	-85%	2 TON

## LEBLEBİ BEYAZ 9 mm

İŞLEM MİKTARI TON	2021 AĞUSTOS	2022 AĞUSTOS		2023 AĞUSTOS	
TTS	127 TON	19%	151 TON	-52%	73 TON

# BEYAZ LEBLEBİ

## LEBLEBİ BEYAZ 9 + 9,50 mm

İŞLEM MİKTARI TON	2021 AĞUSTOS	2022 AĞUSTOS		2023 AĞUSTOS	
TTS	10 TON	-4%	10 TON	943%	103 TON

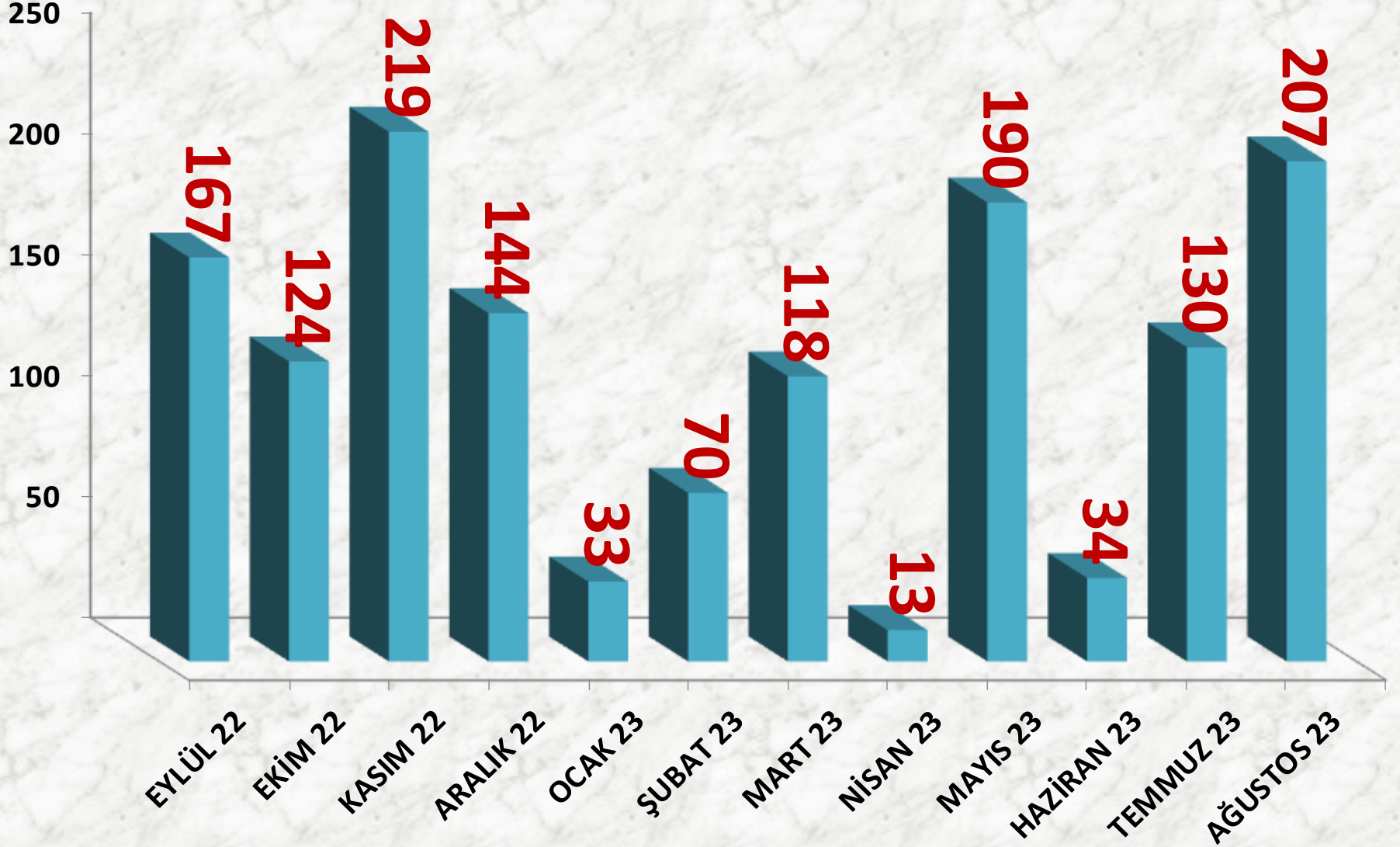
## LEBLEBİ ELENTİ (Beyaz)

İŞLEM MİKTARI TON	2021 AĞUSTOS	2022 AĞUSTOS		2023 AĞUSTOS	
TTS	6 TON	154%	16 TON	85%	29 TON

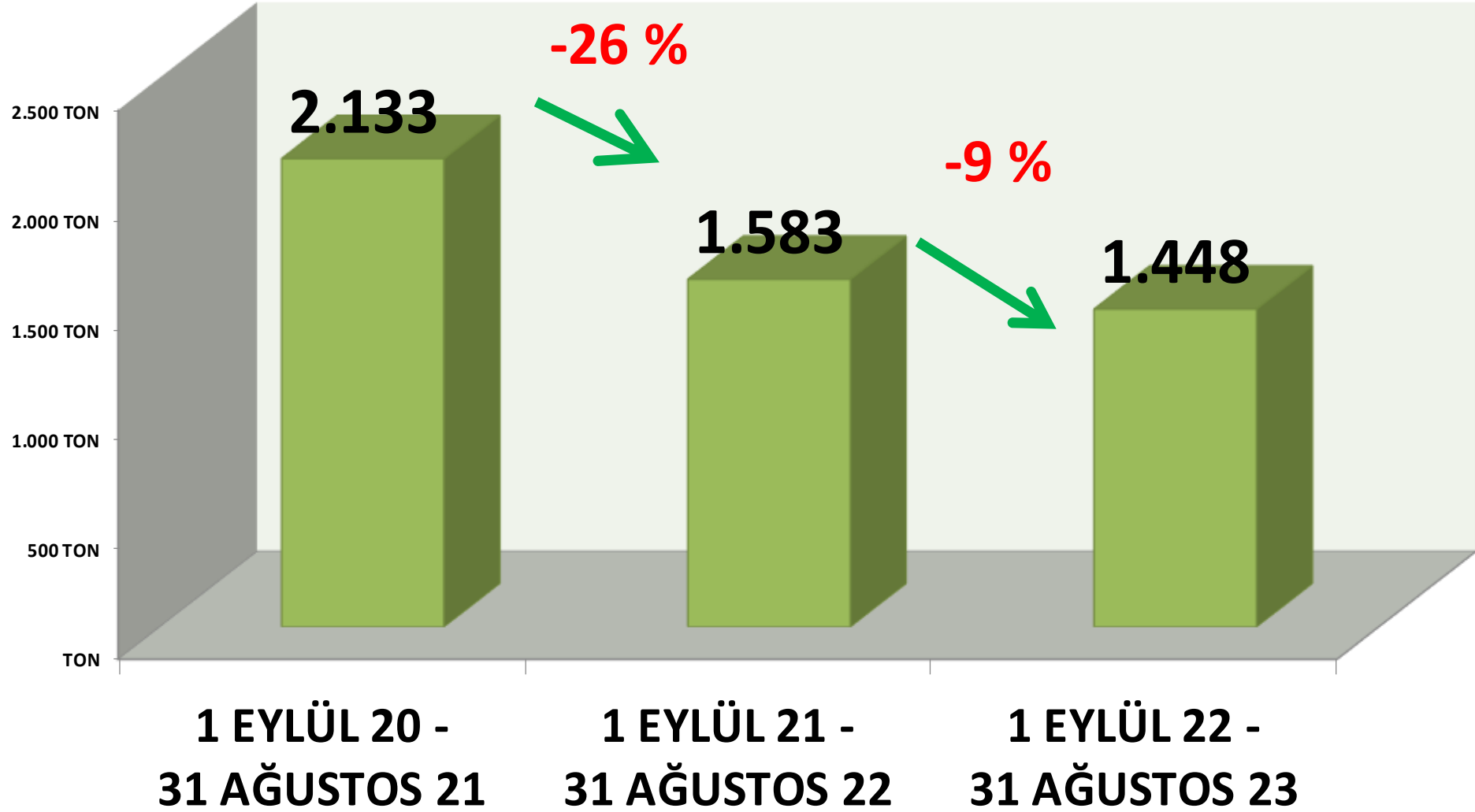
## LEBLEBİ BEYAZ TOPLAM

İŞLEM MİKTARI TON	2021 AĞUSTOS	2022 AĞUSTOS		2023 AĞUSTOS	
TTS	<u>146 TON</u>	30%	<u>190 TON</u>	9%	<u>207 TON</u>

# Leblebi Beyaz İşlem Miktarı (Ton)



# YILLIK TOPLAM BEYAZ LEBLEBİ İŞLEM MİKTARI (TON)





## LEBLEBİ BEYAZ 8,50 mm FİYATLARI

FİYAT	2021 AĞUSTOS	2022 AĞUSTOS		2023 AĞUSTOS	
EN AZ	8,00 TL	100%	16,00 TL	205%	48,76 TL
EN ÇOK	8,00 TL	100%	16,00 TL	205%	48,76 TL
ORTALAMA	8,00 TL	100%	16,00 TL	205%	48,76 TL

## LEBLEBİ BEYAZ 9 mm FİYATLARI

FİYAT	2021 AĞUSTOS	2022 AĞUSTOS		2023 AĞUSTOS	
EN AZ	13,75 TL	151%	34,50 TL	105%	70,73 TL
EN ÇOK	21,00 TL	107%	43,50 TL	84%	80,20 TL
ORTALAMA	15,98 TL	143%	38,86 TL	84%	71,42 TL

## LEBLEBİ BEYAZ 9 + 9,50 mm FİYATLARI

FİYAT	2021 AĞUSTOS	2022 AĞUSTOS		2023 AĞUSTOS	
EN AZ	9,35 TL	221%	30,00 TL	77%	53,00 TL
EN ÇOK	10,00 TL	200%	30,00 TL	127%	68,21 TL
ORTALAMA	9,61 TL	212%	30,00 TL	107%	62,15 TL

## LEBLEBİ ELENTİ (Beyaz) Fiyatları

ORTALAMA FİYAT	2021 AĞUSTOS	2022 AĞUSTOS		2023 AĞUSTOS	
	3,30 TL	143%	8,03 TL	51%	12,13 TL

# SARI LEBLEBİ

## LEBLEBİ SARI 9 mm

<b>İŞLEM MİKT. TON</b>	<b>2021 AĞUSTOS</b>	<b>2022 AĞUSTOS</b>		<b>2023 AĞUSTOS</b>	
TTS	26 TON	-74%	7 TON	597%	47 TON

## LEBLEBİ SARI 9,50 mm

<b>İŞLEM MİKT. TON</b>	<b>2021 AĞUSTOS</b>	<b>2022 AĞUSTOS</b>		<b>2023 AĞUSTOS</b>	
TTS	61 TON	-22%	48 TON	402%	239 TON

## LEBLEBİ SARI 9,75 mm

<b>İŞLEM MİKT. TON</b>	<b>2021 AĞUSTOS</b>	<b>2022 AĞUSTOS</b>		<b>2023 AĞUSTOS</b>	
TTS	135 TON	-80%	28 TON	88%	52 TON

## LEBLEBİ SARI 10 mm

İŞLEM MİKT. TON	2021 AĞUSTOS	2022 AĞUSTOS		2023 AĞUSTOS	
TTS	518 TON	-33%	349 TON	-94%	21 TON

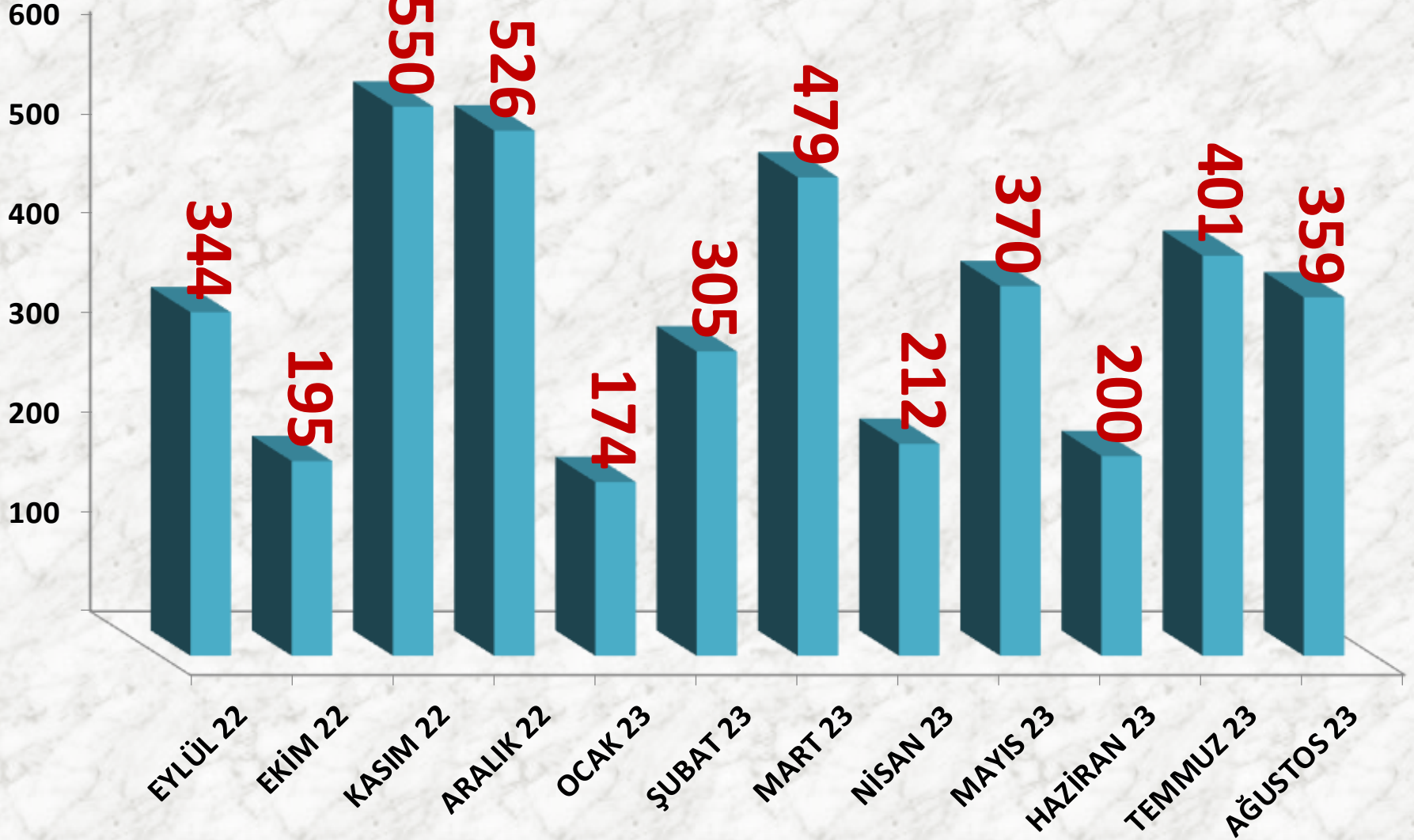
## LEBLEBİ KALBURALTI (SARI)

İŞLEM MİKT. TON	2021 AĞUSTOS	2022 AĞUSTOS		2023 AĞUSTOS	
TTS	1 TON	510%	5 TON	-80%	1 TON

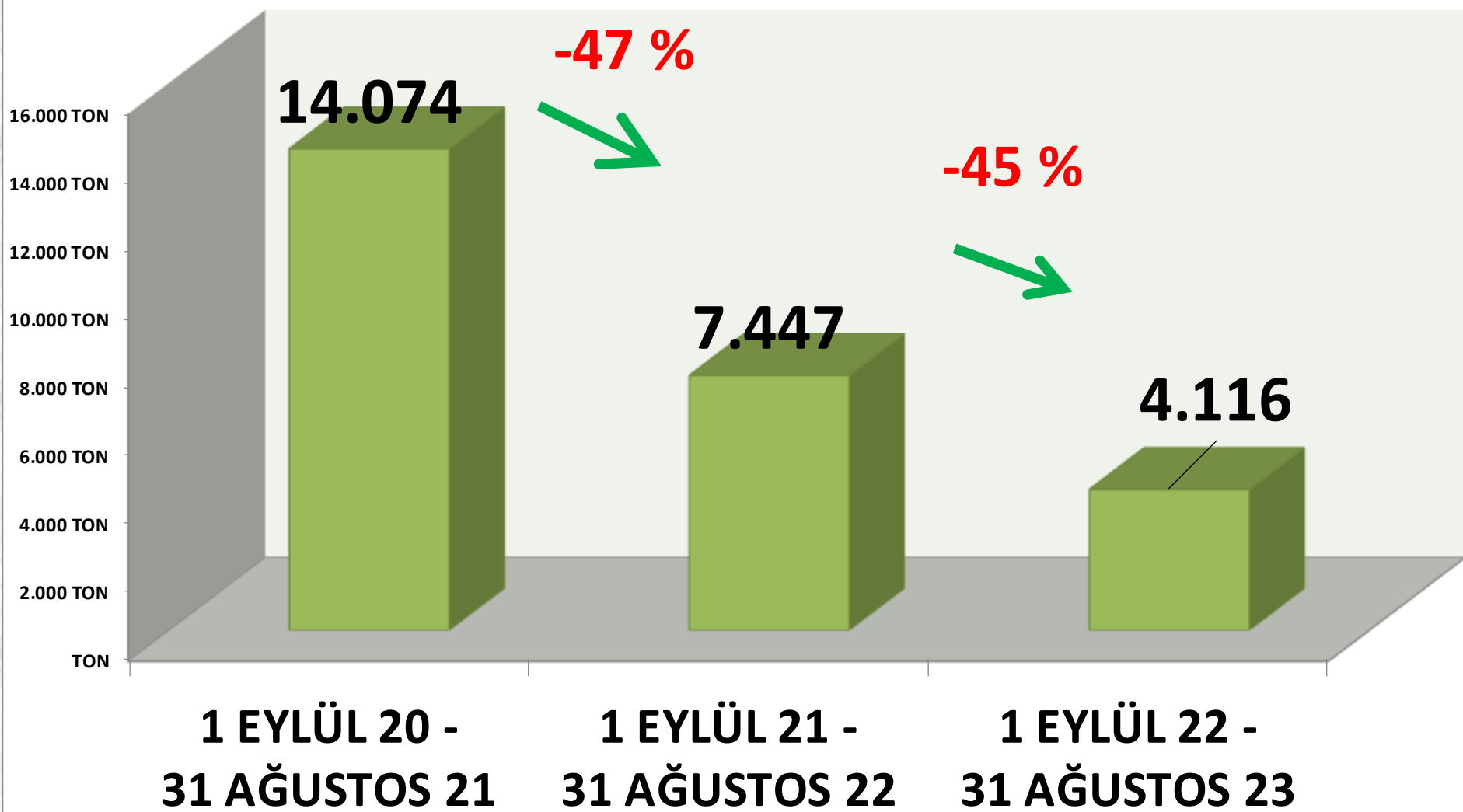
## LEBLEBİ SARI TOPLAM

İŞLEM MİKT. TON	2021 AĞUSTOS	2022 AĞUSTOS		2023 AĞUSTOS	
TTS	<u>741 TON</u>	-41%	<u>435 TON</u>	-18%	<u>359 TON</u>

# Leblebi Sarı İşlem Miktarı (Ton)



# YILLIK TOPLAM SARI LEBLEBİ İŞLEM MİKTARI (TON)





## LEBLEBİ SARI 9 mm FİYATLARI

	2021 AĞUSTOS	2022 AĞUSTOS		2023 AĞUSTOS	
EN AZ	5,00 TL	250%	17,50 TL	151%	44,00 TL
EN ÇOK	7,00 TL	186%	20,00 TL	150%	50,00 TL
ORTALAMA	6,70 TL	171%	18,16 TL	153%	46,01 TL

## LEBLEBİ SARI 9,50 mm FİYATLARI

	2021 AĞUSTOS	2022 AĞUSTOS		2023 AĞUSTOS	
EN AZ	7,20 TL	188%	20,75 TL	146%	51,00 TL
EN ÇOK	9,00 TL	161%	23,50 TL	155%	60,00 TL
ORTALAMA	8,11 TL	166%	21,57 TL	154%	54,76 TL

## LEBLEBİ SARI 9,75 mm FİYATLARI

	2021 AĞUSTOS	2022 AĞUSTOS		2023 AĞUSTOS	
EN AZ	9,00 TL	189%	26,00 TL	135%	61,00 TL
EN ÇOK	11,00 TL	173%	30,00 TL	117%	65,00 TL
ORTALAMA	10,54 TL	174%	28,84 TL	117%	62,73 TL

## LEBLEBİ SARI 10 mm FİYATLARI

	2021 AĞUSTOS	2022 AĞUSTOS		2023 AĞUSTOS	
EN AZ	11,00 TL	186%	31,50 TL	116%	68,00 TL
EN ÇOK	22,50 TL	122%	50,00 TL	52%	76,00 TL
ORTALAMA	14,22 TL	157%	36,48 TL	92%	70,16 TL

## LEBLEBİ KALBURALTI (SARI) FİYATLARI

	2021 AĞUSTOS	2022 AĞUSTOS		2023 AĞUSTOS	
ORTALAMA FİYAT	3,75 TL	207%	11,50 TL	244%	39,52 TL

# YILLIK YURTIÇI TOPLAM LEBLEBİ İŞLEM MİKTARI

<b>MIKTAR</b>	<b>1 EYLÜL 20 - 31 AĞUSTOS 21</b>	<b>1 EYLÜL 21 - 31 AĞUSTOS 22</b>		<b>1 EYLÜL 22 - 31 AĞUSTOS 23</b>	
<b>SARI</b>	<b>14.074 TON</b>	<b>-47%</b>	<b>7.447 TON</b>	<b>-45%</b>	<b>4.116 TON</b>
<b>BEYAZ</b>	<b>2.133 TON</b>	<b>-26%</b>	<b>1.583 TON</b>	<b>-9%</b>	<b>1.448 TON</b>
<b>KAPL.+KIRIK</b>	<b>4.418 TON</b>	<b>-54%</b>	<b>2.047 TON</b>	<b>4%</b>	<b>2.130 TON</b>
<b>LEBLEBİ TOPLAM</b>	<b>20.625 TON</b>	<b>-46%</b>	<b>11.078 TON</b>	<b>-31%</b>	<b>7.694 TON</b>

# YILLIK TOPLAM TTS LEBLEBİ TESCİLİ

■ KAPL. + KIRIK

■ BEYAZ

■ SARI

40.000 TON  
35.000 TON  
30.000 TON  
25.000 TON  
20.000 TON  
15.000 TON  
10.000 TON  
5.000 TON  
TON

1 EYLÜL 20 -  
31 AĞUSTOS 21

4418 TON

2.133 TON

14.074 TON

-47 %

1 EYLÜL 21 -  
31 AĞUSTOS 22

2047 TON

1.583 TON

7.447 TON

-31 %

1 EYLÜL 22 -  
31 AĞUSTOS 23

2130 TON

1.448 TON

4.116 TON



# LEBLEBİ İHRACAT MİKTARLARI

## 2021 AĞUSTOS

SARI LEBLEBİ	31.530 kg.
BEYAZ LEBLEBİ	17.100 kg.
KAPLAMALI LEBLEBİ	-
KIRIK LEBLEBİ	-
LEBLEBİ UNU	-
LEBLEBİ KALBURALTI	-
TOPLAM	48.630 kg.

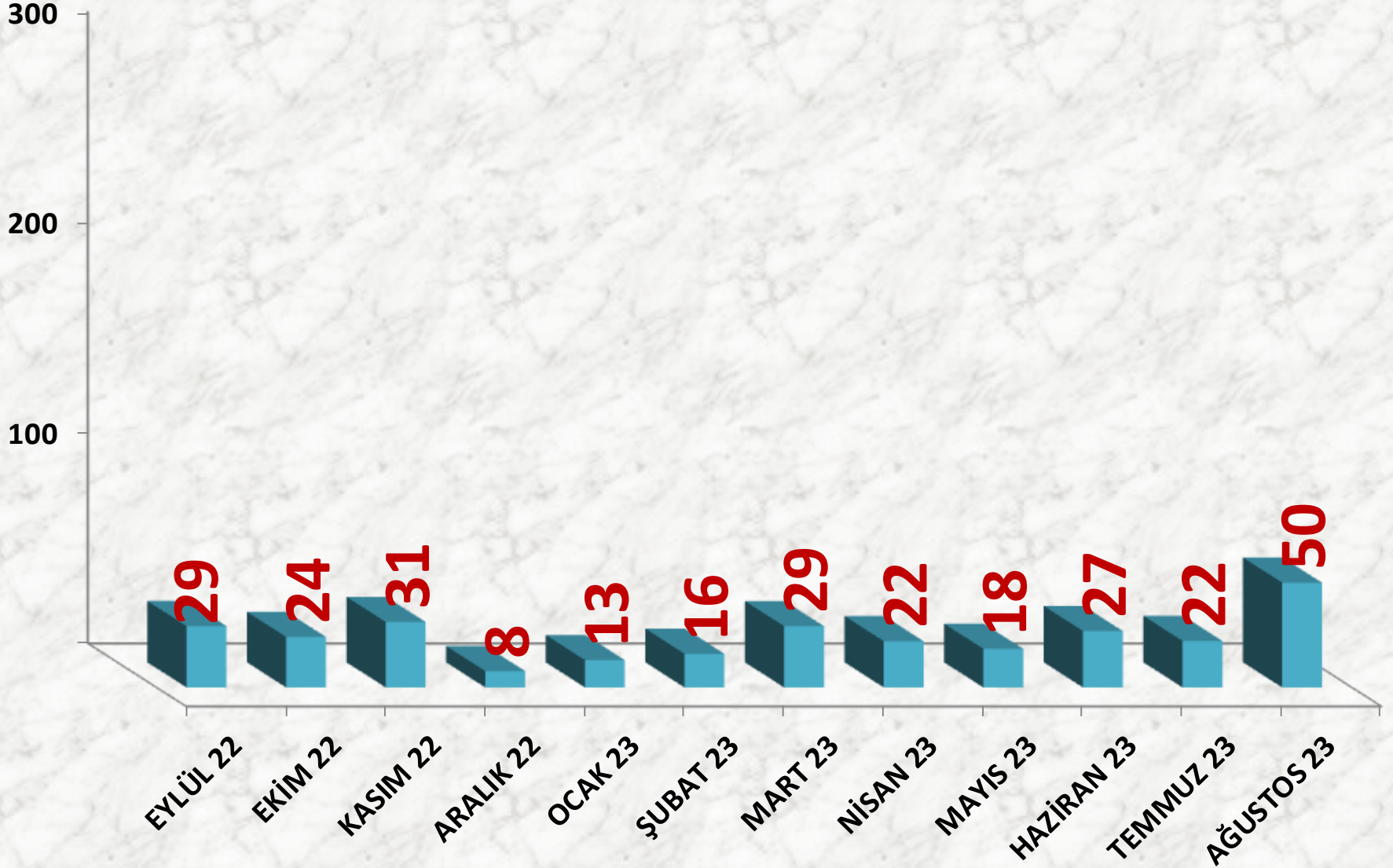
## 2022 AĞUSTOS

SARI LEBLEBİ	28.439 kg.
BEYAZ LEBLEBİ	22.564 kg.
KAPLAMALI LEBLEBİ	3.847 kg.
KIRIK LEBLEBİ	-
LEBLEBİ UNU	3.200 kg.
LEBLEBİ KALBURALTI	-
TOPLAM	58.050 kg.

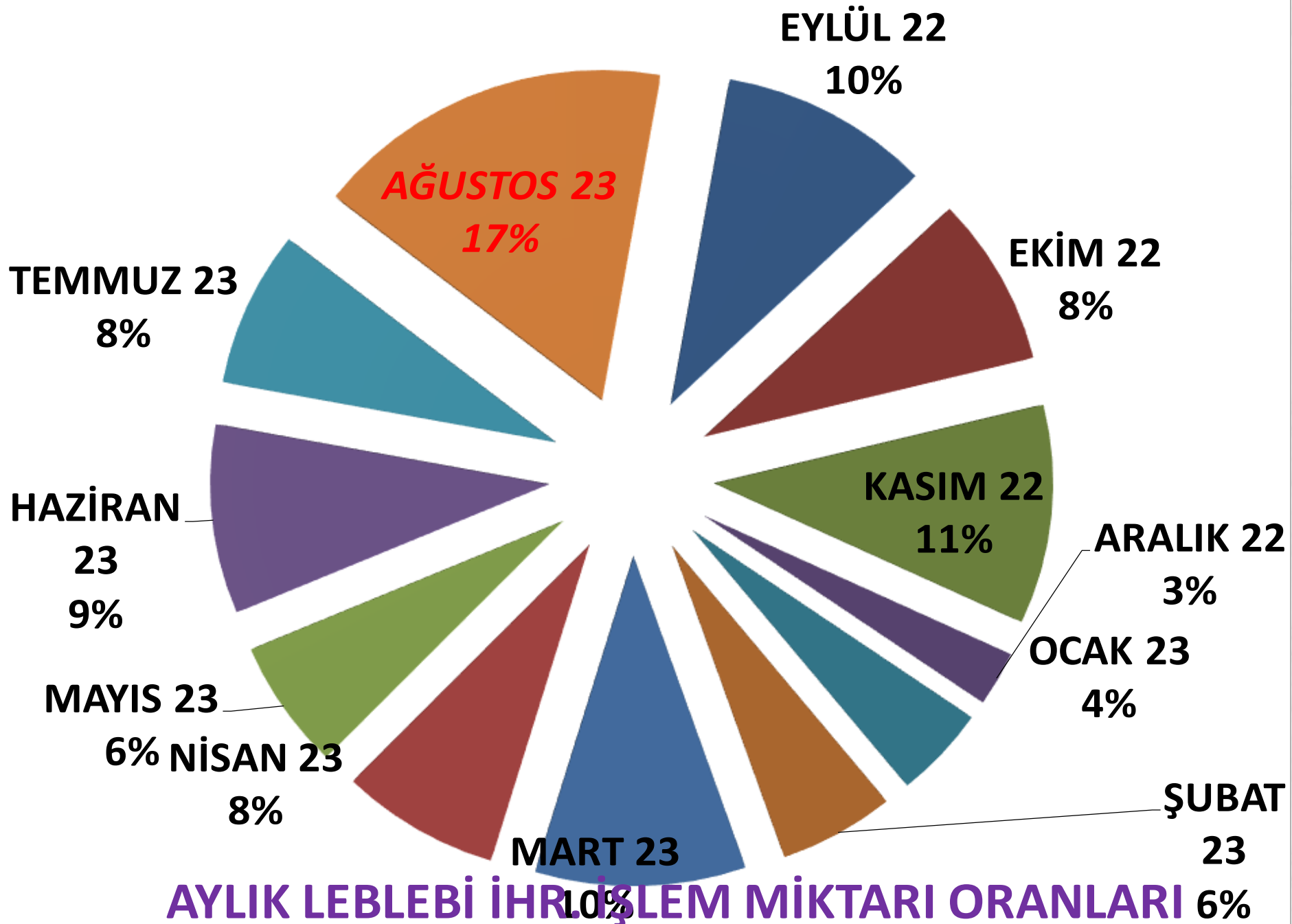
## 2023 AĞUSTOS

SARI LEBLEBİ	38.136 kg.
BEYAZ LEBLEBİ	4.098 kg.
KAPLAMALI LEBLEBİ	7.548 kg.
KIRIK LEBLEBİ	-
LEBLEBİ UNU	-
LEBLEBİ KALBURALTI	-
TOPLAM	49.782 kg.

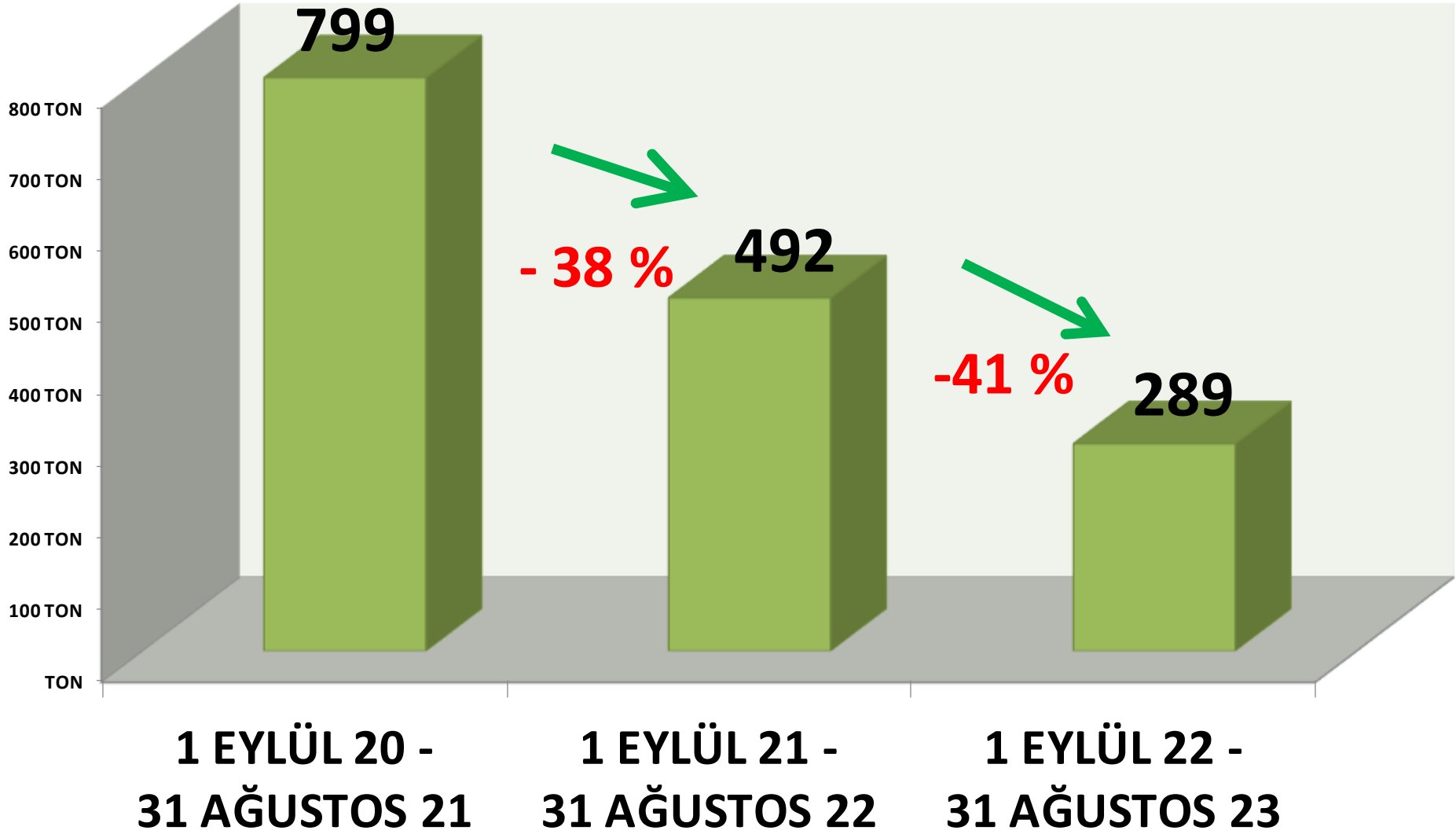
# Leblebi İhracat (Ton)







# YILLIK TOPLAM LEBLEBİ İHRACAT MİKTARI (TON)



# AYÇEKİRDEĞİ

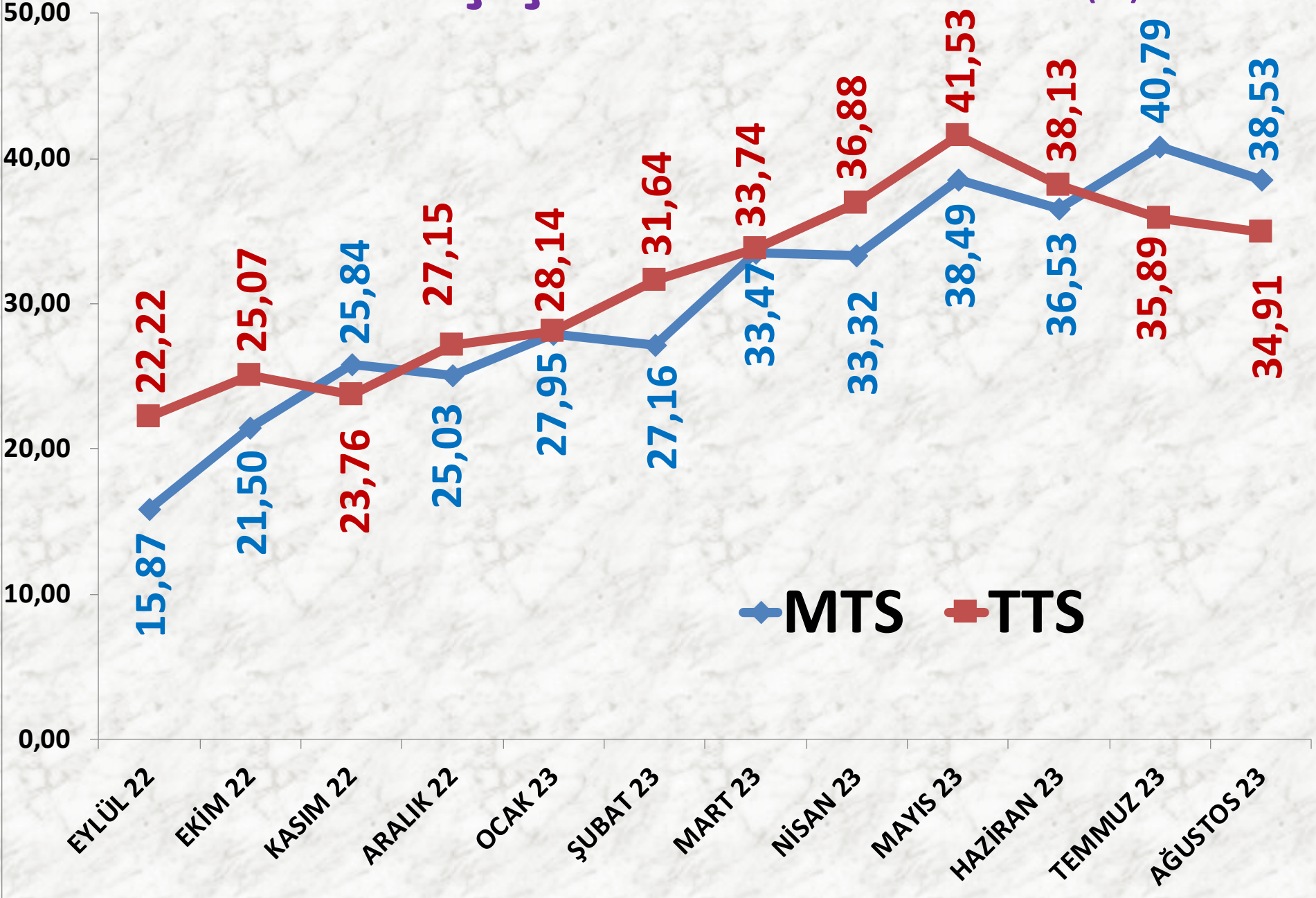
<b>İŞLEM MİKTARI TON</b>	<b>2021 AĞUSTOS</b>	<b>2022 AĞUSTOS</b>		<b>2023 AĞUSTOS</b>	
MTS	446 TON	83%	819 TON	43%	1.174 TON
TTS	936 TON	173%	2.554 TON	-57%	1.099 TON

<b>EN AZ FİYAT</b>	<b>2021 AĞUSTOS</b>	<b>2022 AĞUSTOS</b>		<b>2023 AĞUSTOS</b>	
MTS	11,15 TL	-18%	9,16 TL	268%	33,67 TL
TTS	7,00 TL	79%	12,50 TL	132%	29,00 TL

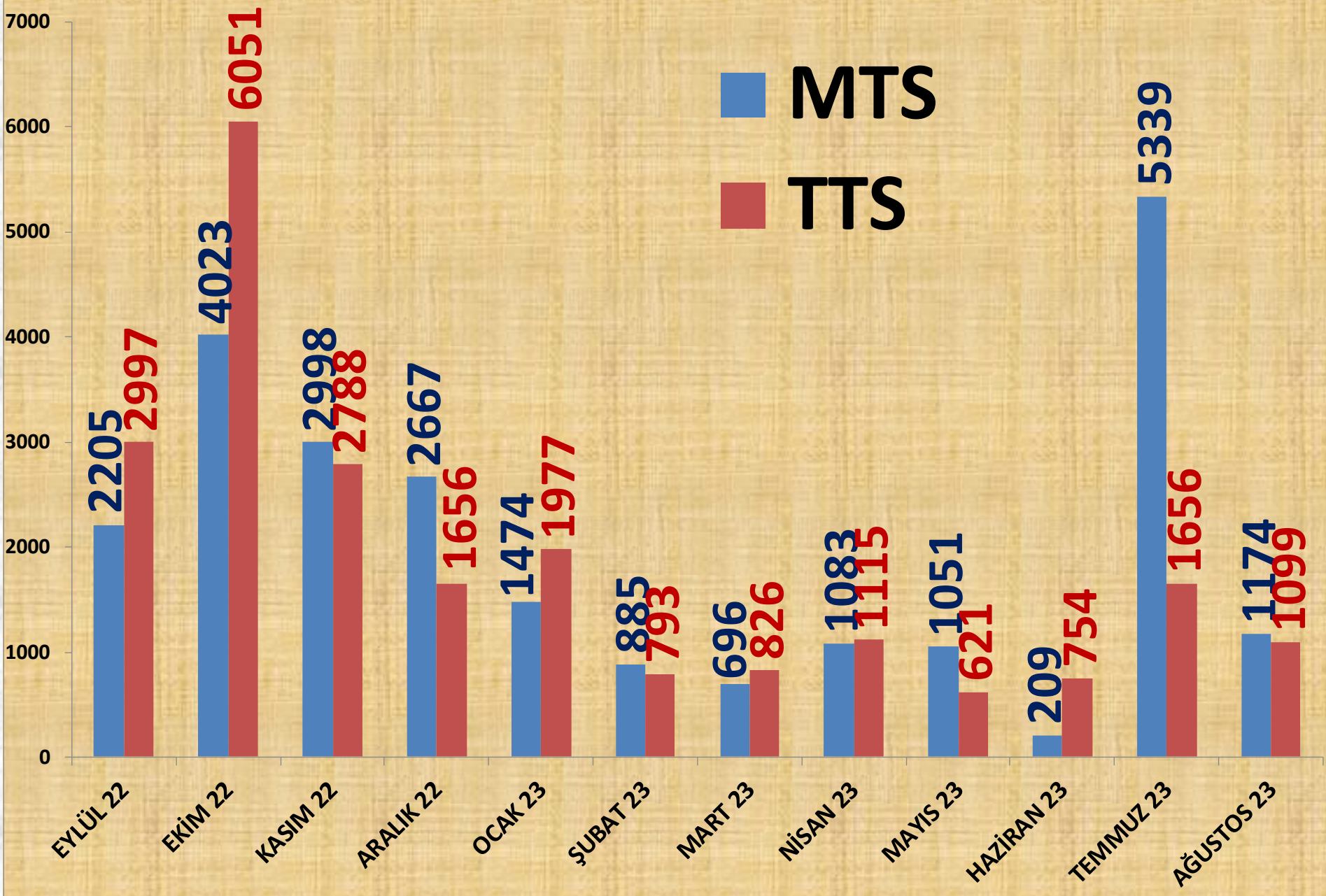
<b>EN ÇOK FİYAT</b>	<b>2021 AĞUSTOS</b>	<b>2022 AĞUSTOS</b>		<b>2023 AĞUSTOS</b>	
MTS	16,05 TL	55%	24,85 TL	125%	56,00 TL
TTS	18,50 TL	51%	28,00 TL	107%	58,00 TL

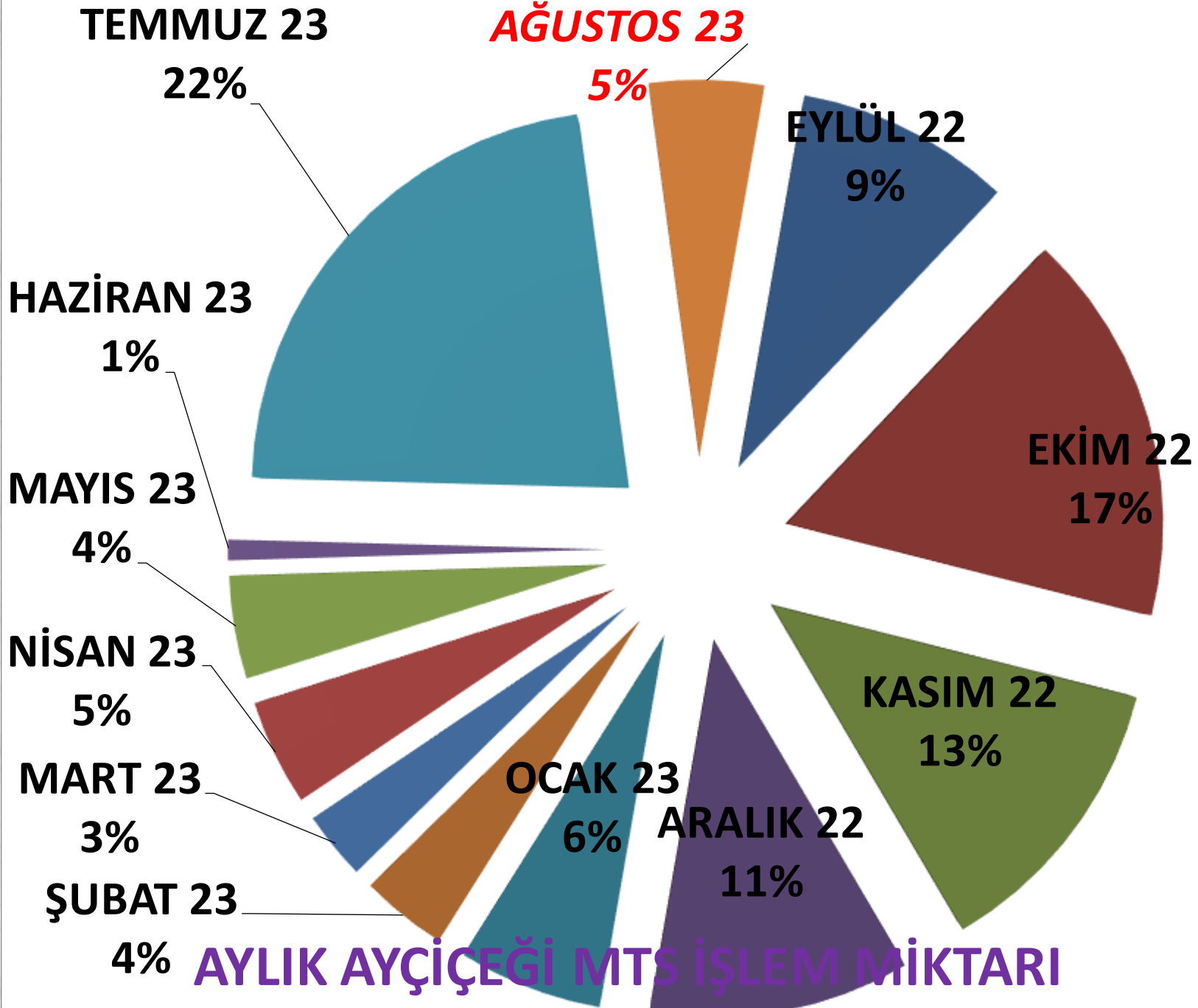
<b>ORTALAMA FİYAT</b>	<b>2021 AĞUSTOS</b>	<b>2022 AĞUSTOS</b>		<b>2023 AĞUSTOS</b>	
MTS	12,42 TL	0%	12,43 TL	210%	38,53 TL
TTS	12,89 TL	11%	14,31 TL	144%	34,91 TL

# AYLIK AYÇİÇEĞİ FİYAT TRENDİ (TL)



# AYLIK AYÇİÇEĞİ İŞLEM MİKTARI (TON)



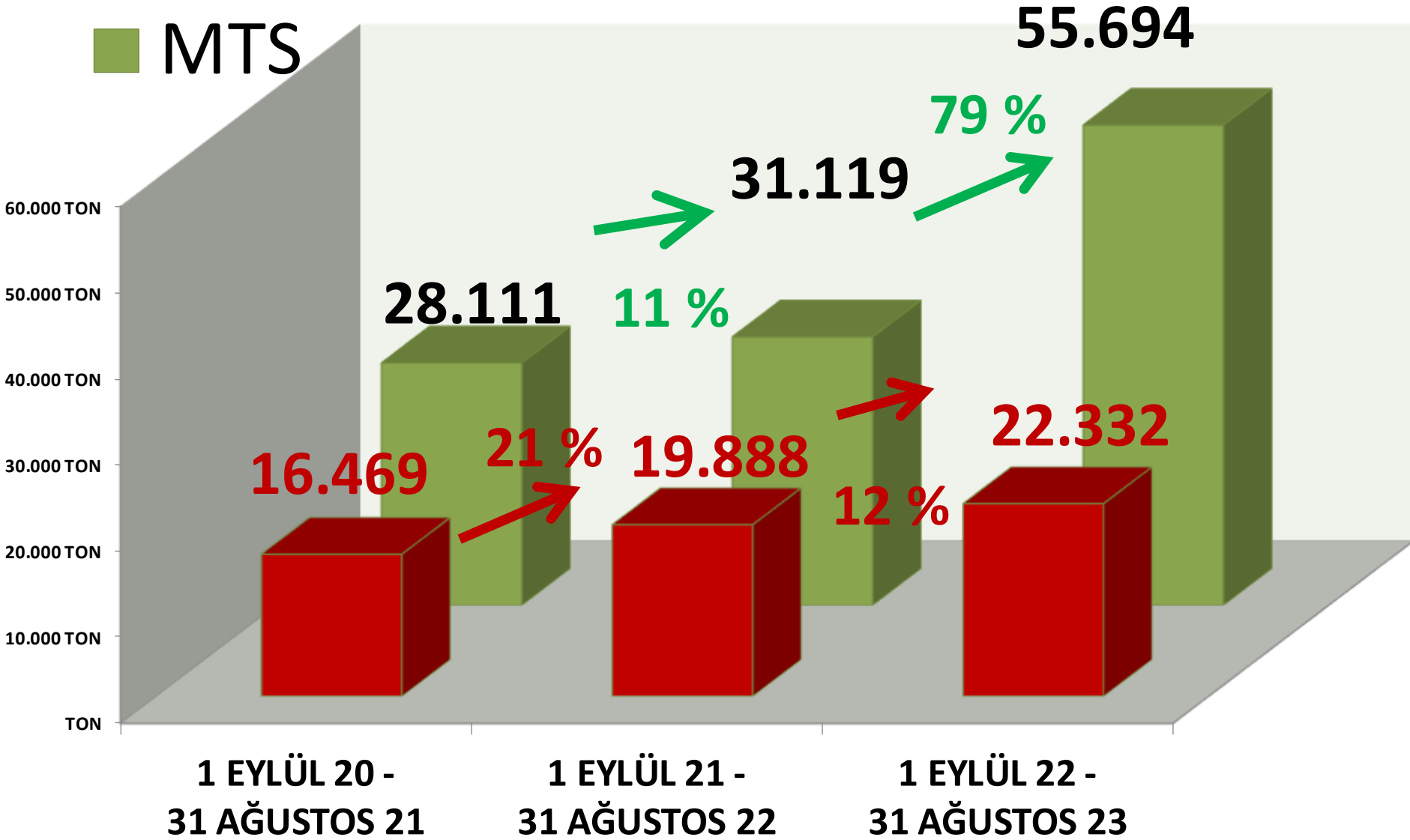


**AYLIK AYÇİÇEĞİ MTS İŞLEM MİKTARI ORANLARI**



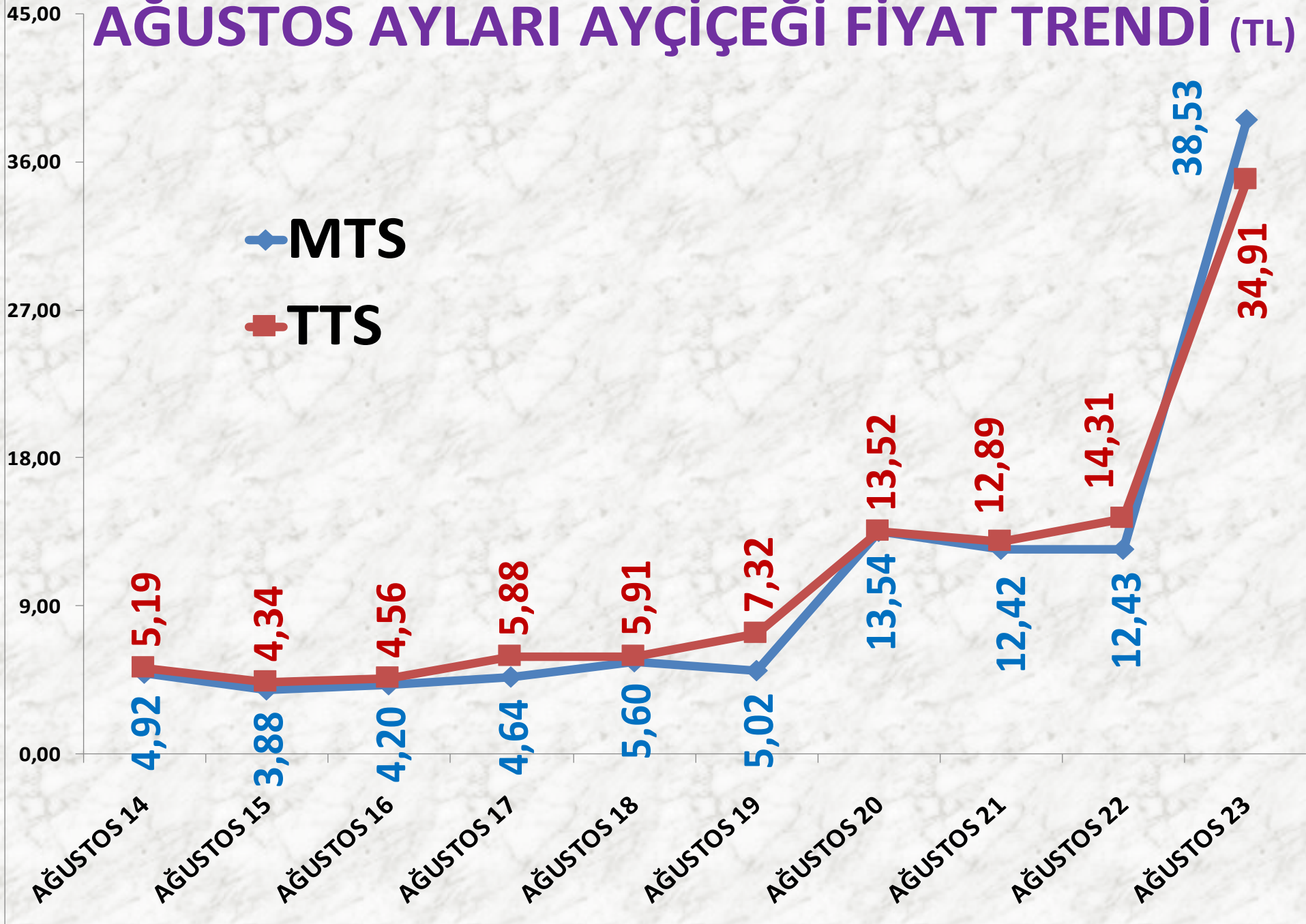
# ■ TTS YILLIK AYÇİÇEĞİ İŞLEM MİKTARI (TON)

■ MTS



# AĞUSTOS AYLARI AYÇİÇEĞİ FİYAT TRENDİ (TL)

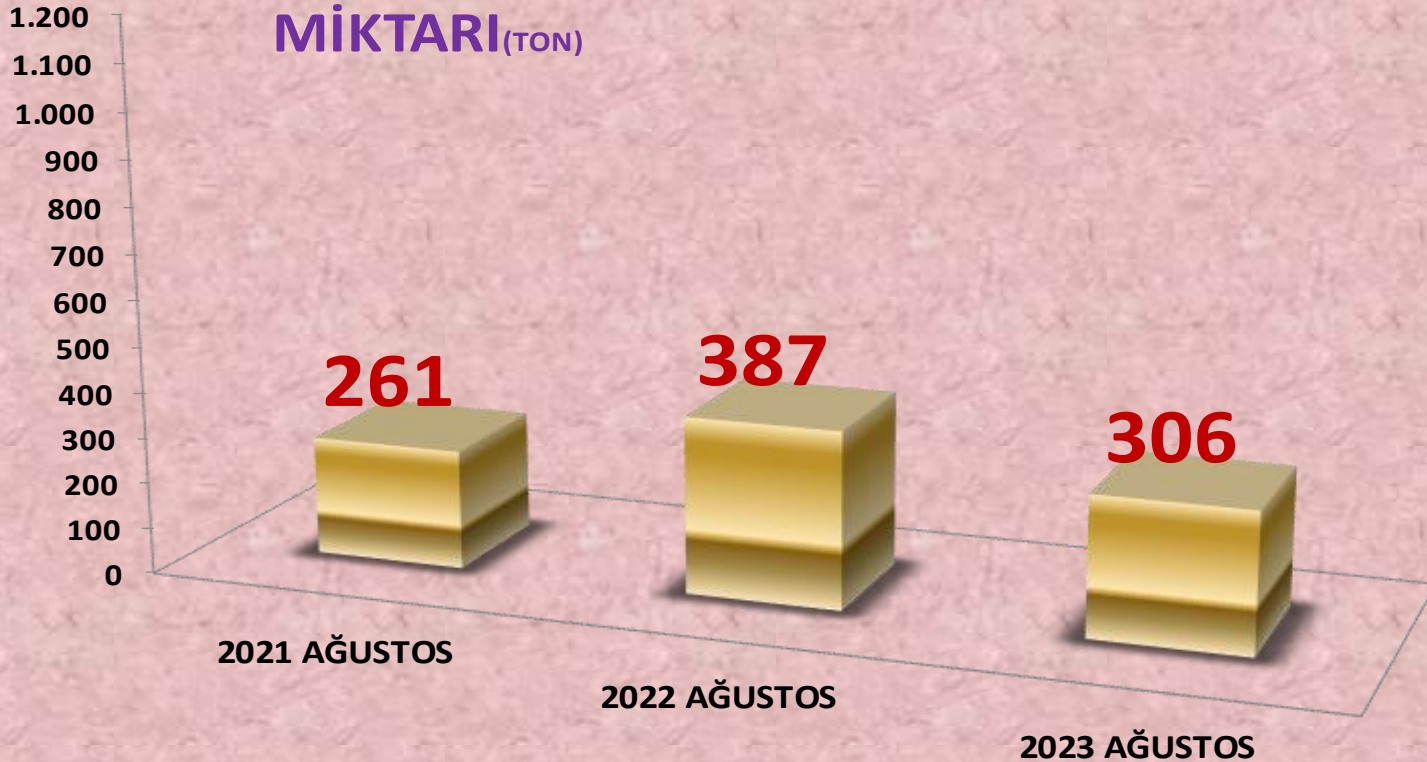
◆ MTS  
■ TTS



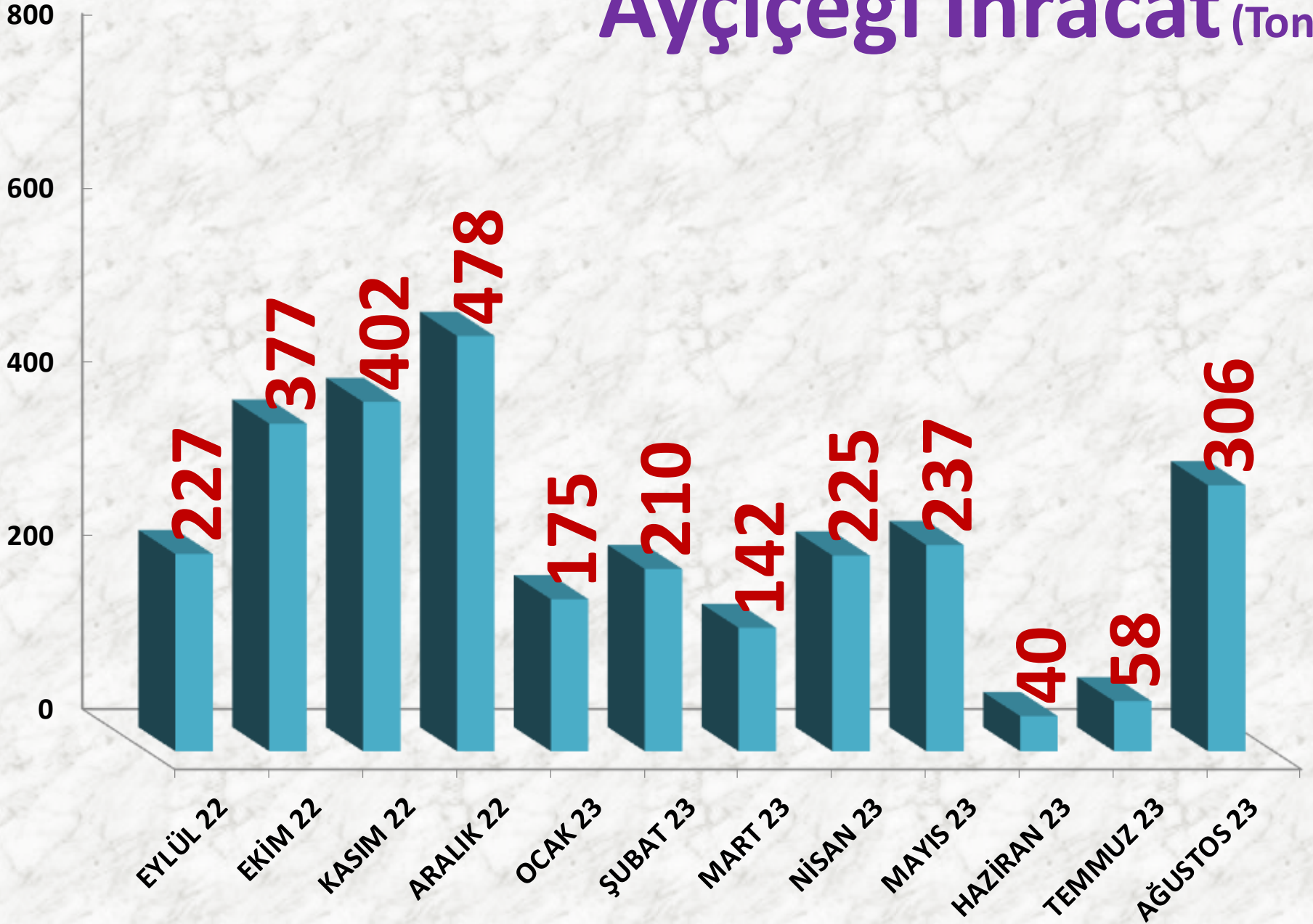
# AYÇEKİRDEĞİ İHRACATI

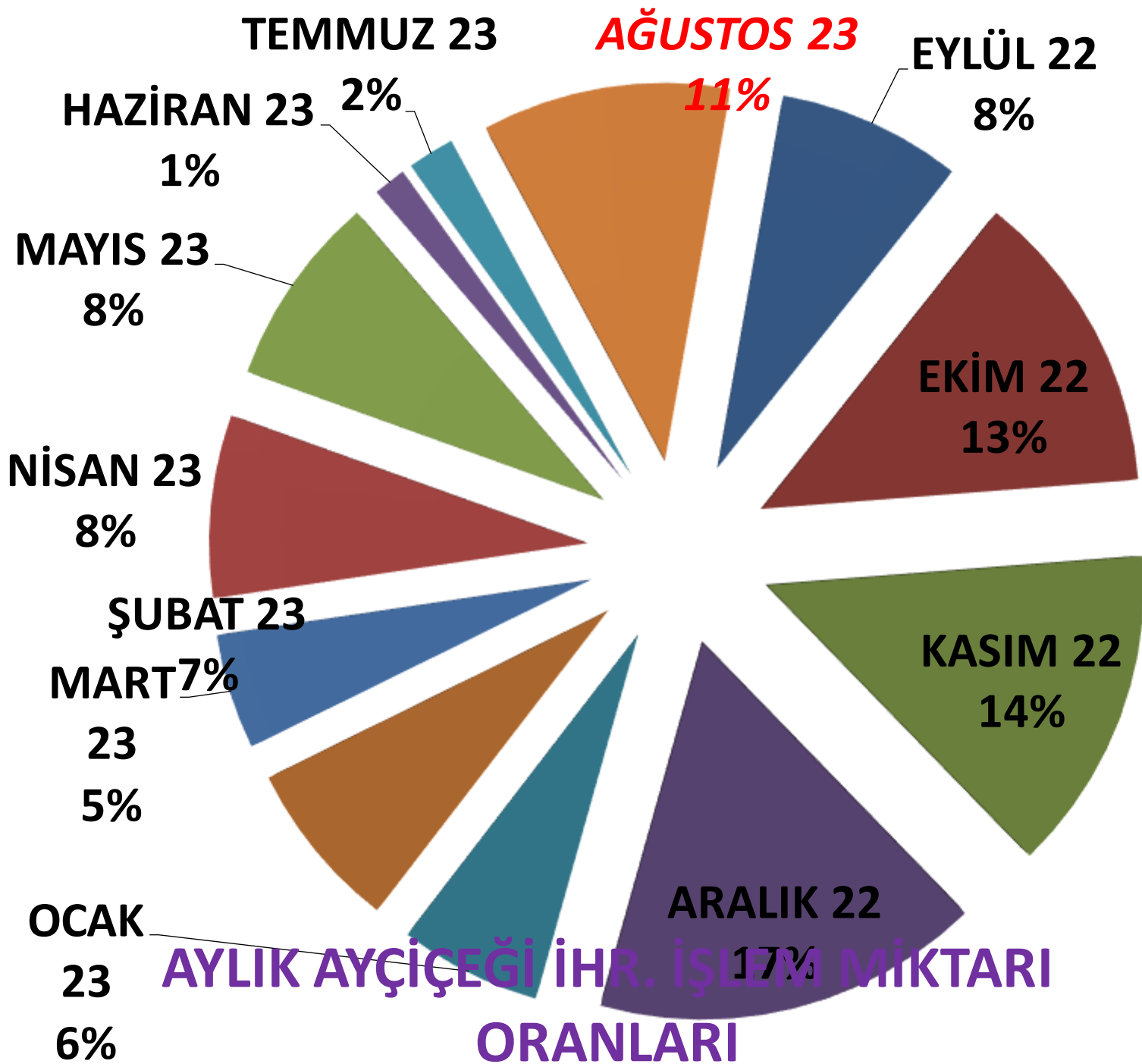
	2021 AĞUSTOS	2022 AĞUSTOS		2023 AĞUSTOS	
İHRACAT	261 TON	48%	387 TON	-21%	306 TON

## AYÇEKİRDEĞİ İHRACAT MİKTARI (TON)

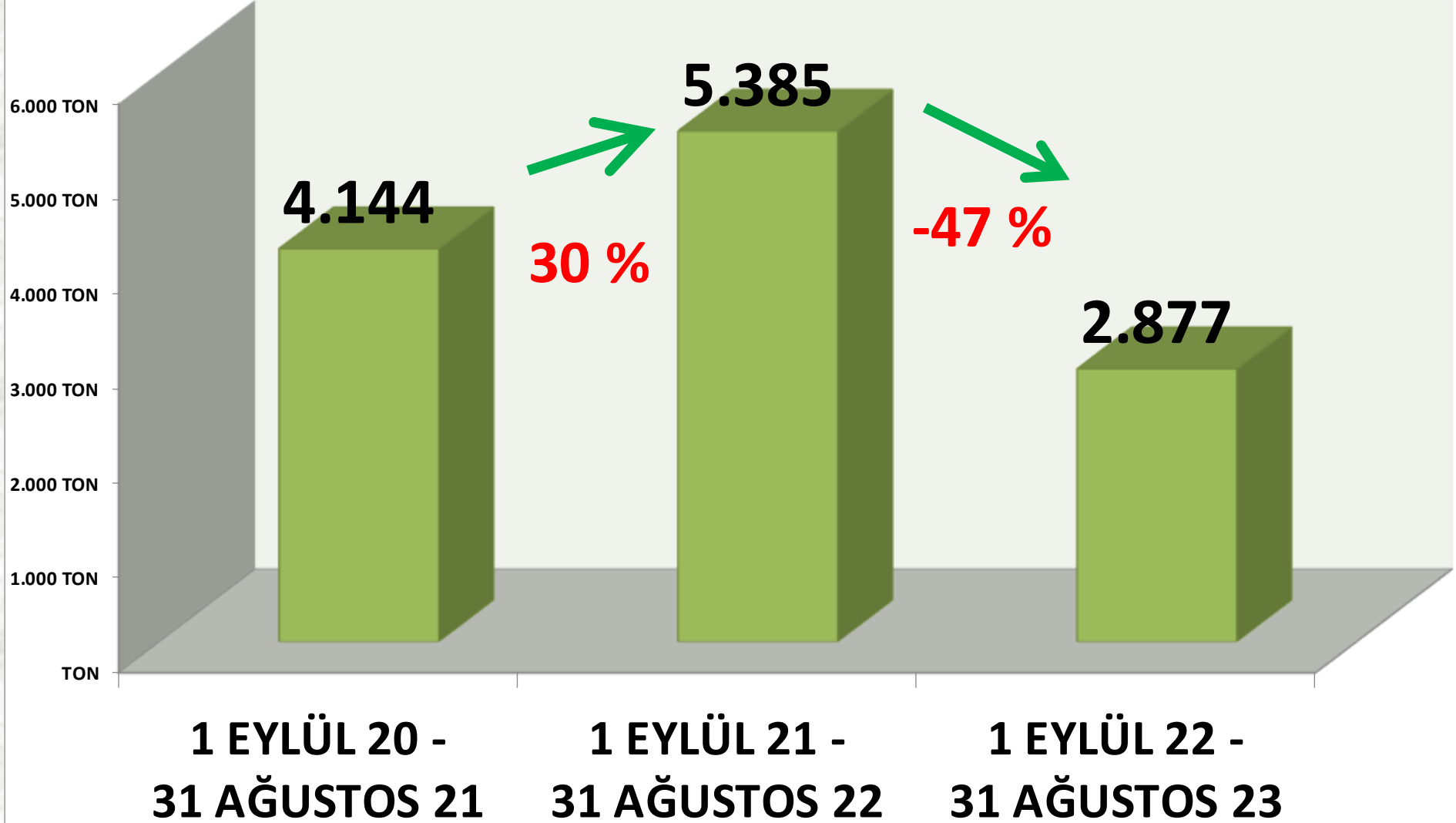


# Ayçiçeği İhracat (Ton)





# YILLIK TOPLAM AYÇIĞEĞİ İHRACAT MİKTARI (TON)





# SÜT

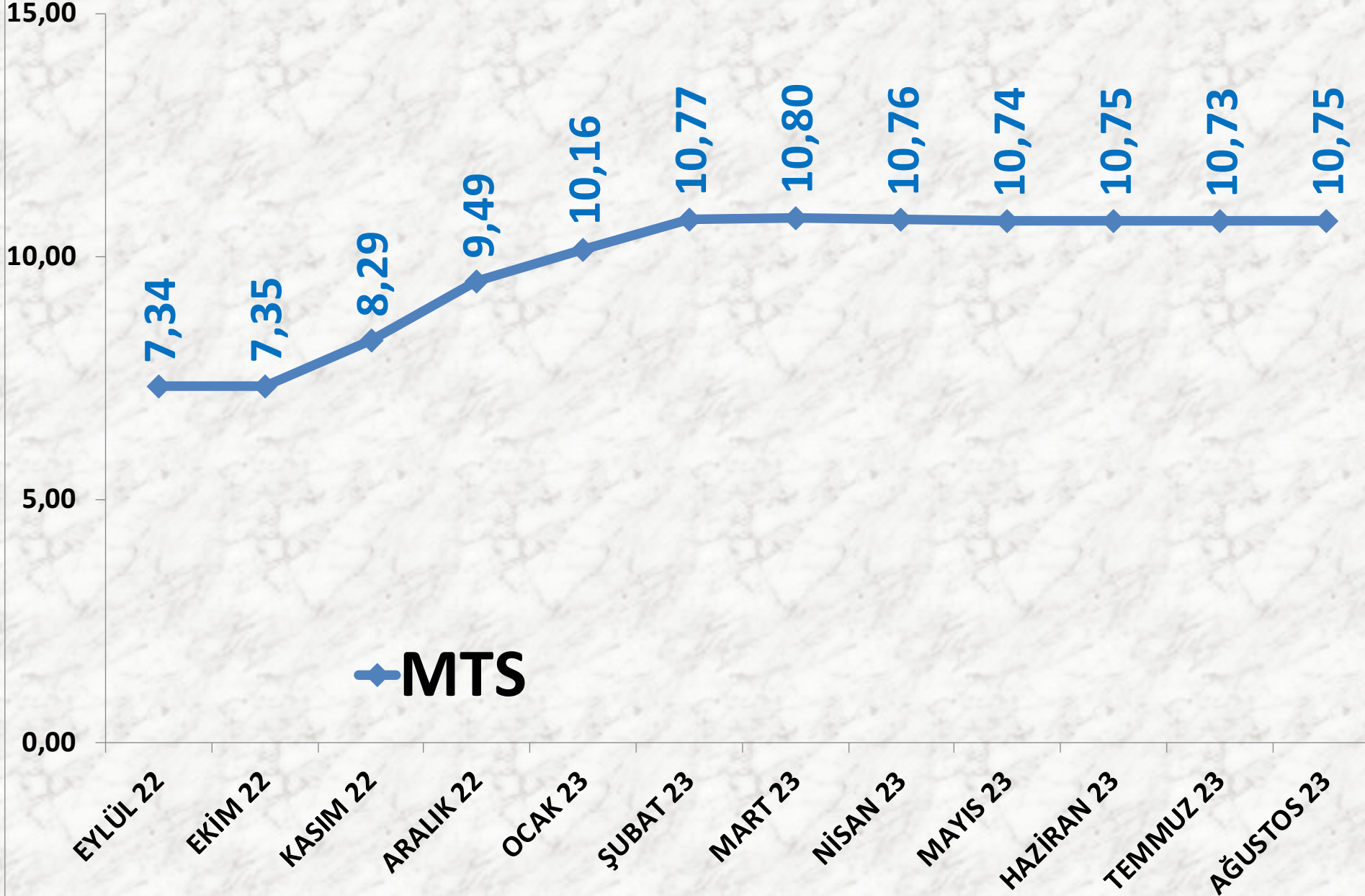
<b>İŞLEM MİKTARI (M<sup>3</sup>)</b>	<b>2021 AĞUSTOS</b>	<b>2022 AĞUSTOS</b>		<b>2023 AĞUSTOS</b>	
MTS	30.252 M <sup>3</sup>	-12%	26.704 M <sup>3</sup>	1%	26.978 M <sup>3</sup>

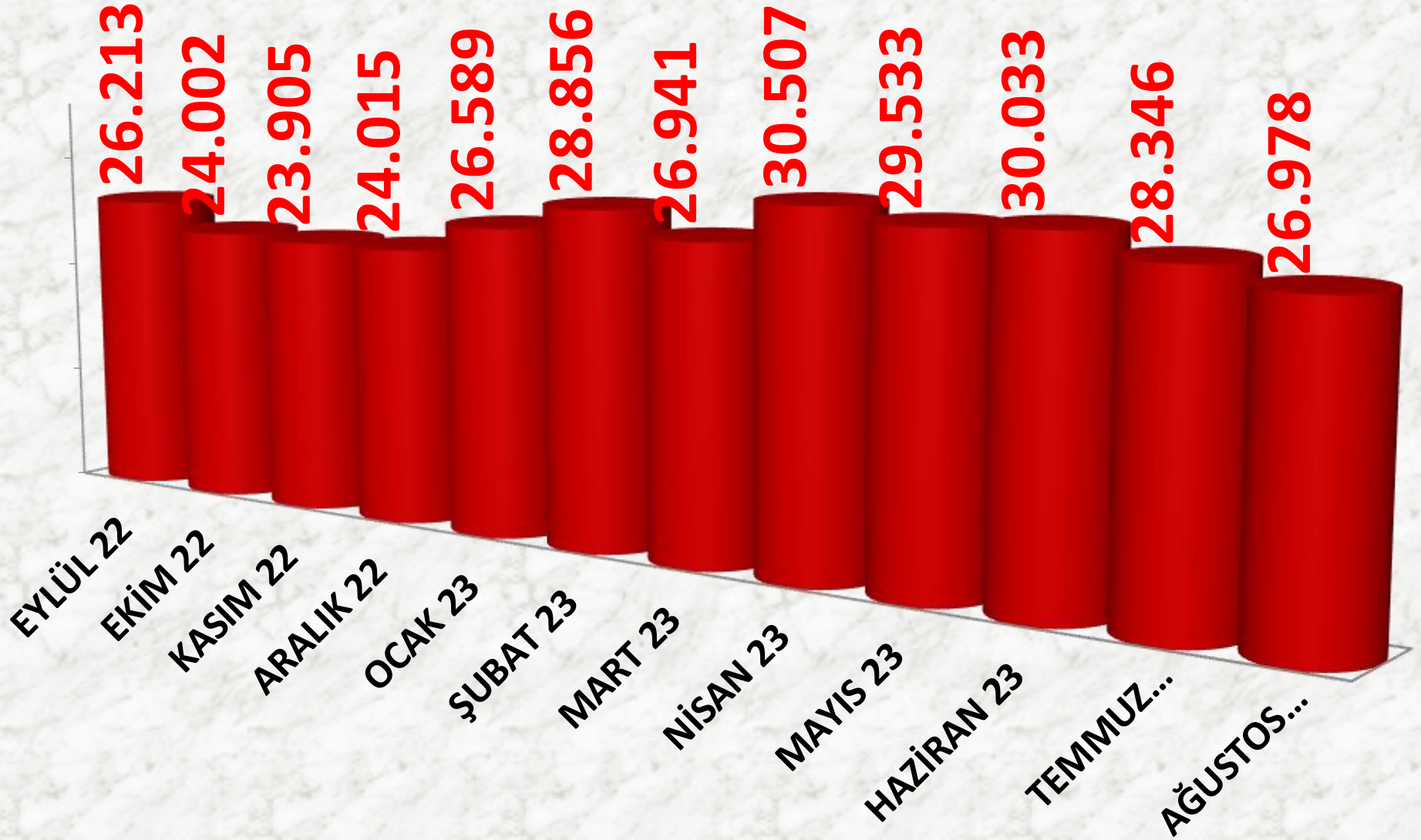
<b>EN AZ FİYAT</b>	<b>2021 AĞUSTOS</b>	<b>2022 AĞUSTOS</b>		<b>2023 AĞUSTOS</b>	
MTS	2,30 TL	194%	6,77 TL	33%	9,00 TL

<b>EN ÇOK FİYAT</b>	<b>2021 AĞUSTOS</b>	<b>2022 AĞUSTOS</b>		<b>2023 AĞUSTOS</b>	
MTS	3,40 TL	166%	9,04 TL	38%	12,50 TL

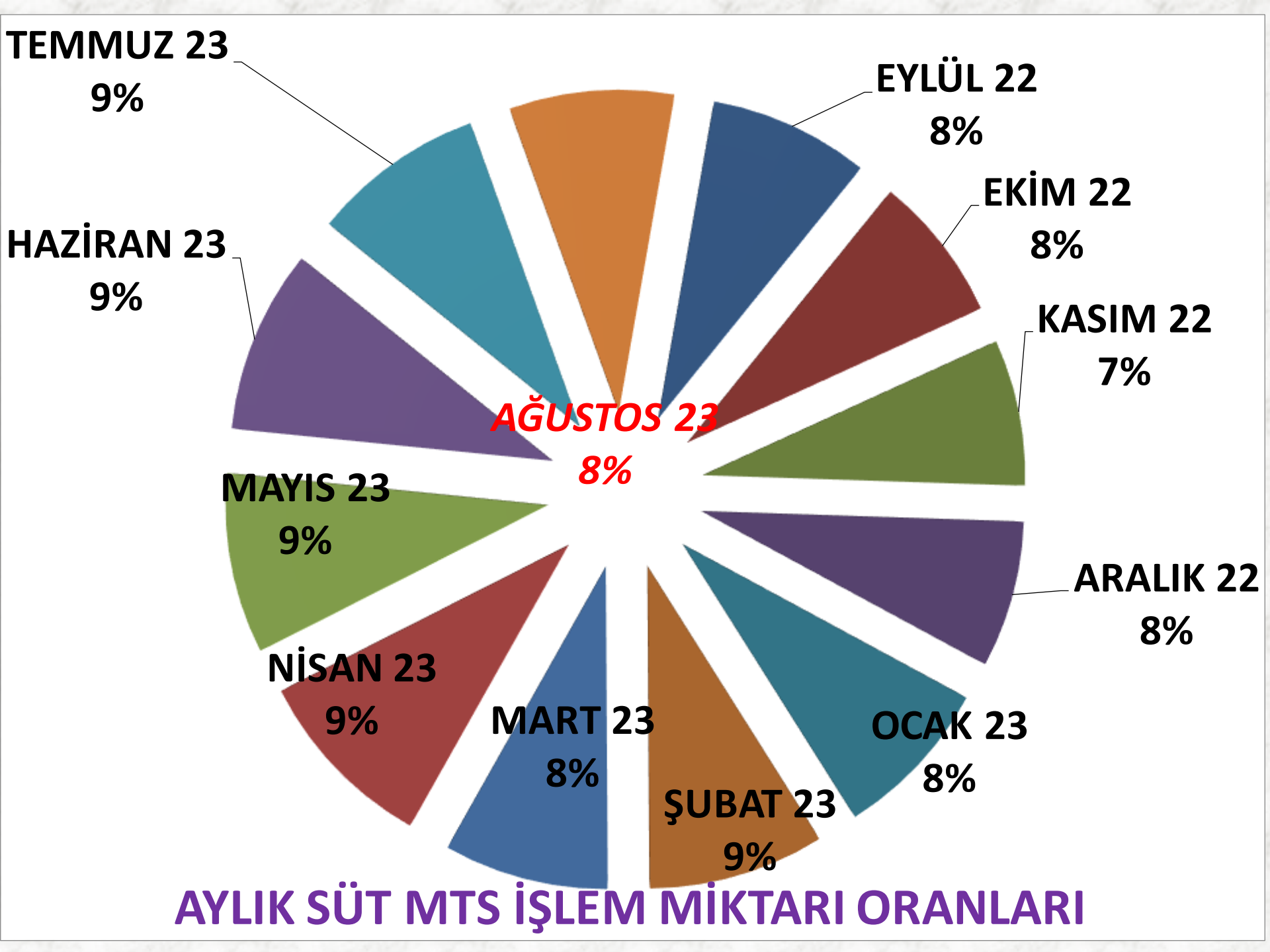
<b>ORTALAMA FİYAT</b>	<b>2021 AĞUSTOS</b>	<b>2022 AĞUSTOS</b>		<b>2023 AĞUSTOS</b>	
MTS	3,08 TL	137%	7,32 TL	47%	10,75 TL

# AYLIK İNEK SÜTÜ FİYAT TRENDİ<sub>(TL)</sub>

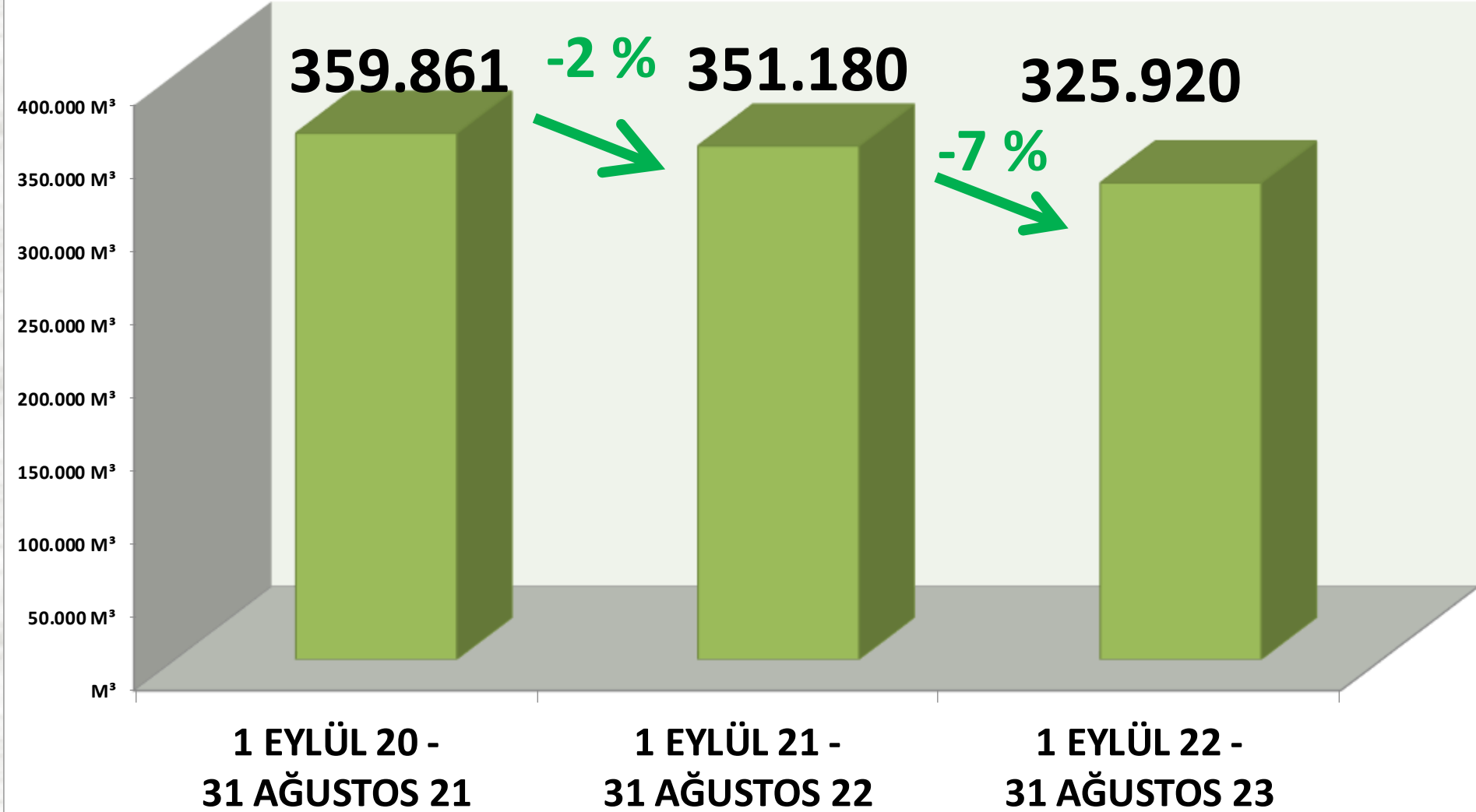




**AYLIK SÜT İŞLEM MİKTARI (M<sup>3</sup>)**



# YILLIK İNEK SÜTÜ İŞLEM MİKTARI (TON)



# BEYAZ HAŞHAŞ

İŞLEM MİKTARI TON	2021 AĞUSTOS	2022 AĞUSTOS		2023 AĞUSTOS	
MTS	22 TON	326%	92 TON	-78%	20 TON
TTS	114 TON	-26%	85 TON	241%	288 TON

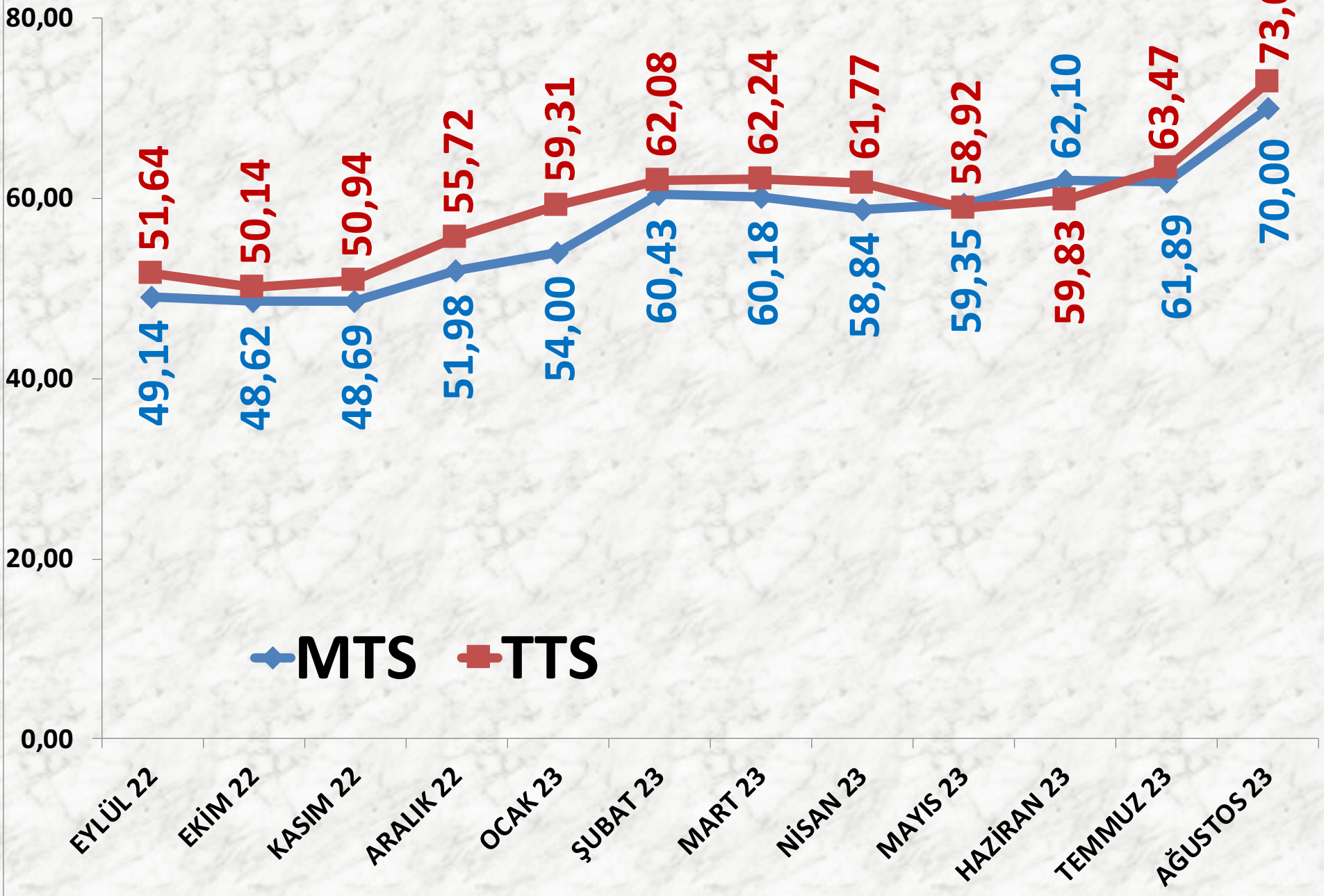
EN AZ FİYAT	2021 AĞUSTOS	2022 AĞUSTOS		2023 AĞUSTOS	
MTS	24,00 TL	50%	36,00 TL	94%	70,00 TL
TTS	21,92 TL	74%	38,24 TL	70%	65,00 TL

EN ÇOK FİYAT	2021 AĞUSTOS	2022 AĞUSTOS		2023 AĞUSTOS	
MTS	24,00 TL	129%	55,00 TL	27%	70,00 TL
TTS	28,74 TL	88%	54,01 TL	86%	100,69 TL

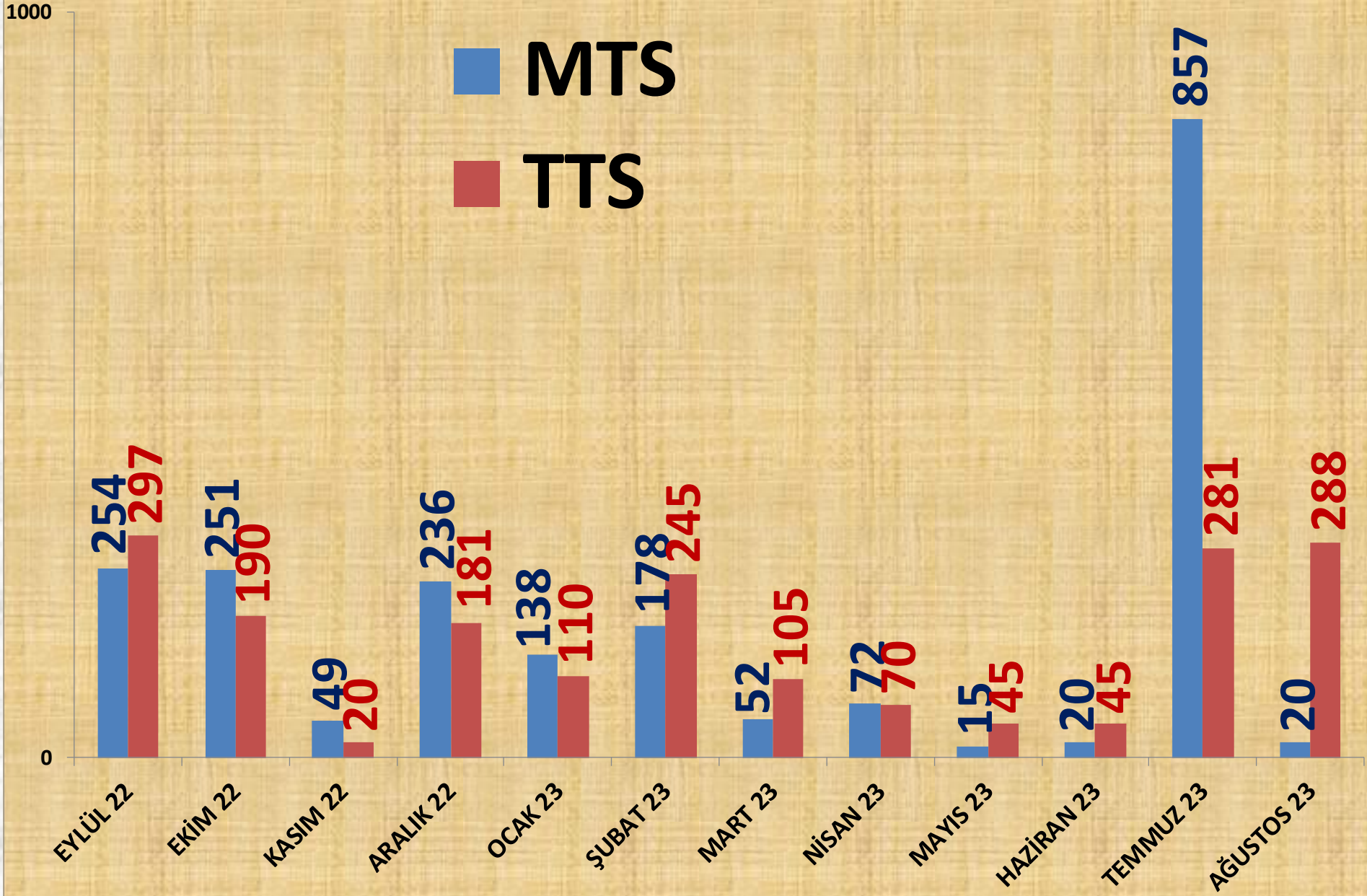
ORTALAMA FİYAT	2021 AĞUSTOS	2022 AĞUSTOS		2023 AĞUSTOS	
MTS	24,00 TL	101%	48,19 TL	45%	70,00 TL
TTS	24,03 TL	106%	49,50 TL	47%	73,01 TL



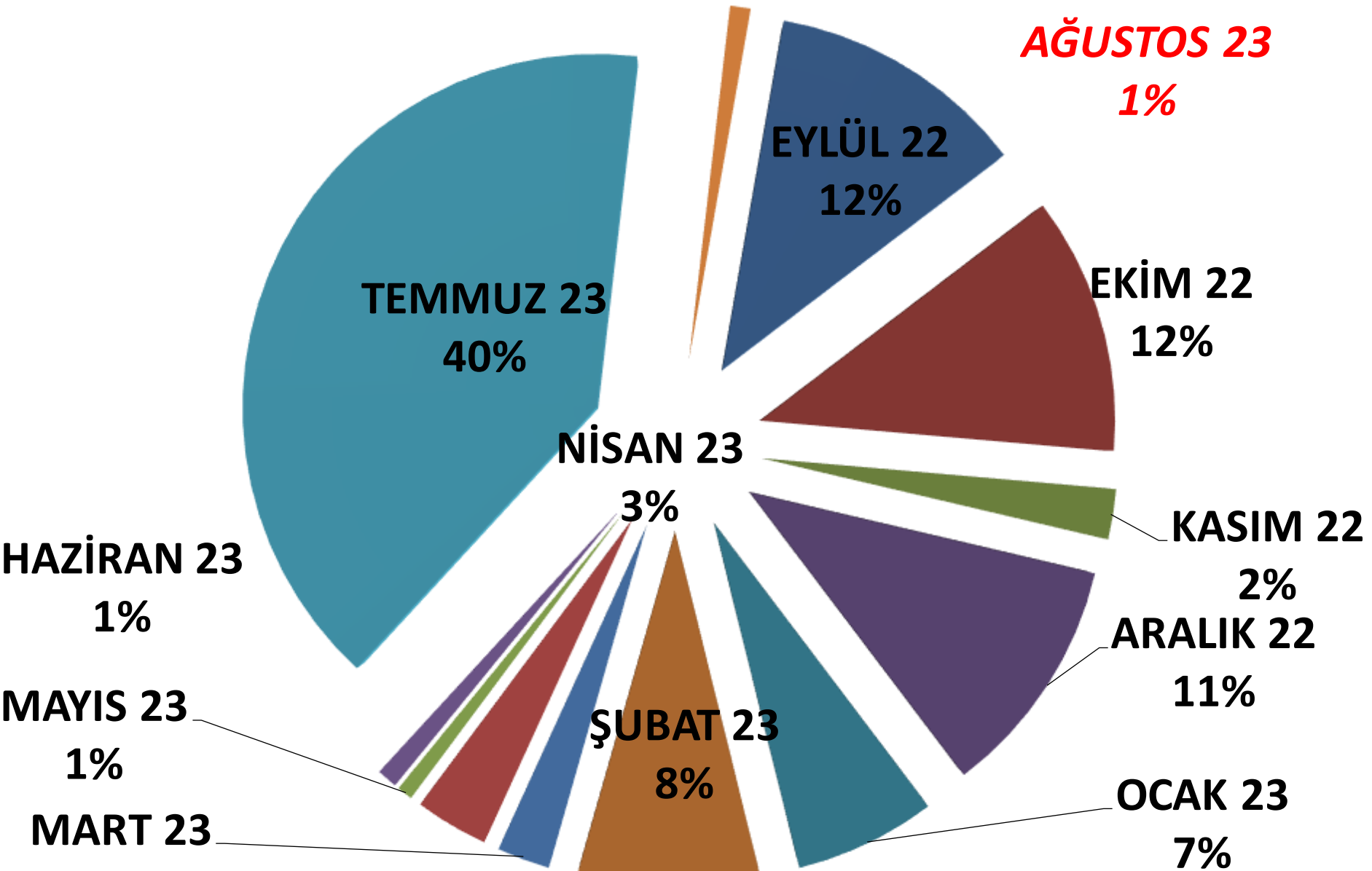
# AYLIK B. HAŞHAŞ FİYAT TRENDİ (TL)



# AYLIK B. HAŞHAŞ İŞLEM MİKTARI (TON)



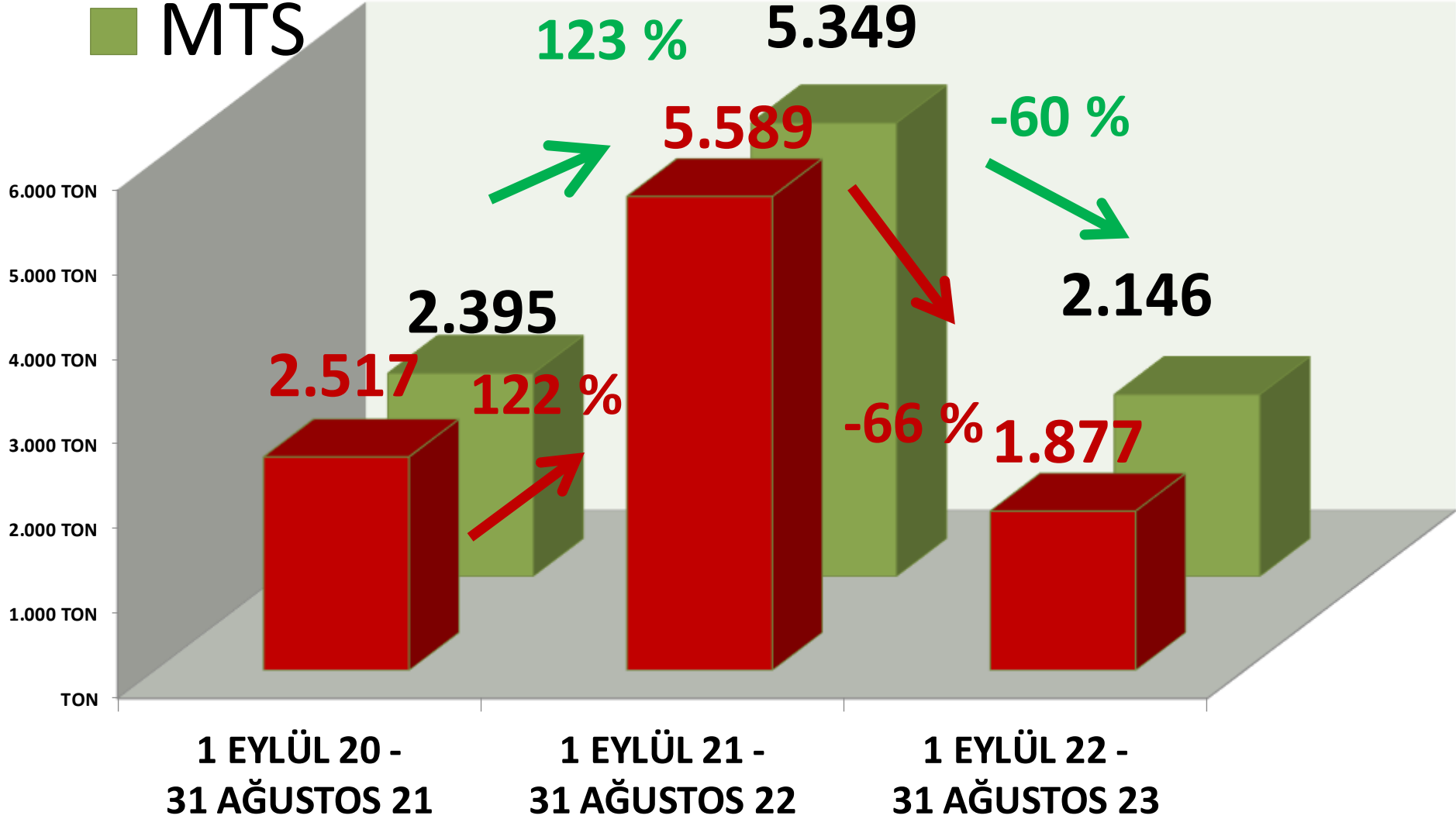
**AYLIK B. HAŞHAŞ MTS İŞLEM MİKTARI ORANLARI**



■ TTS

# YILLIK B. HAŞHAŞ İŞLEM MİKTARI (TON)

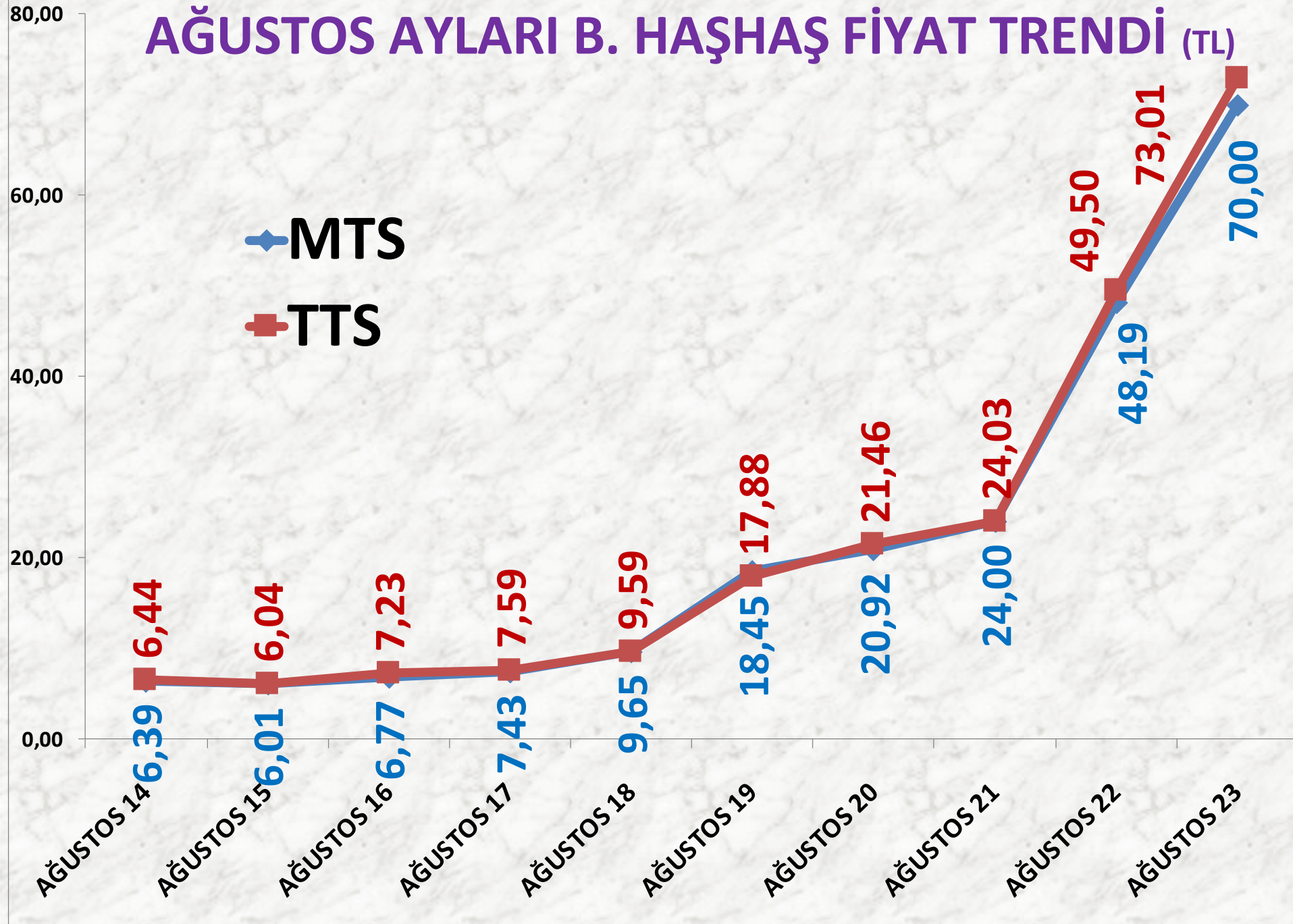
■ MTS



# AĞUSTOS AYLARI B. HAŞHAŞ FİYAT TRENDİ (TL)

◆ MTS

■ TTS



# MAVİ HAŞHAŞ

<b>İŞLEM MİKTARI TON</b>	<b>2021 AĞUSTOS</b>	<b>2022 AĞUSTOS</b>		<b>2023 AĞUSTOS</b>	
MTS	50 TON	361%	231 TON	-91%	22 TON
TTS	95 TON	211%	296 TON	-46%	159 TON

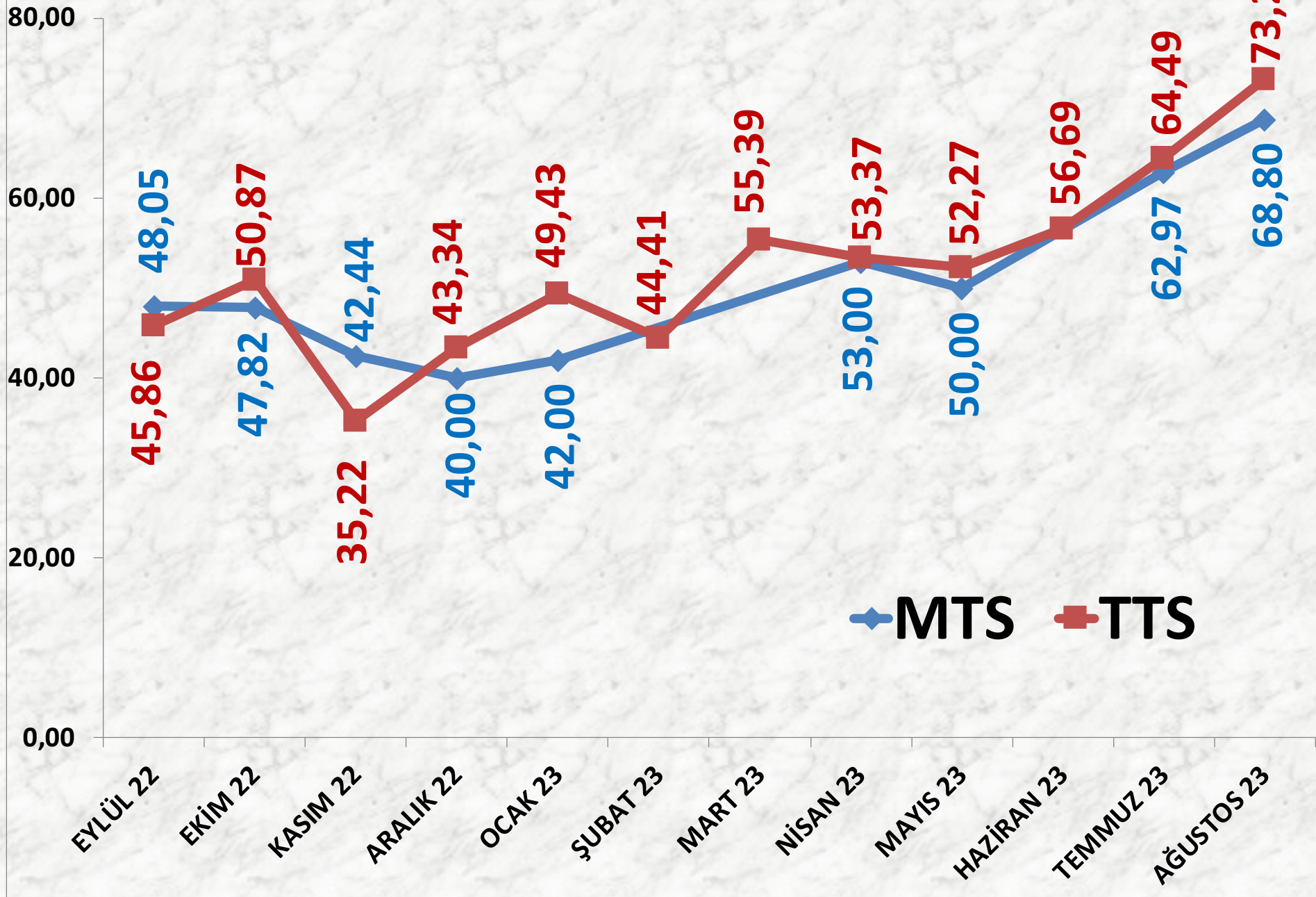
<b>EN AZ FİYAT</b>	<b>2021 AĞUSTOS</b>	<b>2022 AĞUSTOS</b>		<b>2023 AĞUSTOS</b>	
MTS	20,50 TL	60%	32,90 TL	104%	67,00 TL
TTS	19,12 TL	114%	41,00 TL	63%	67,00 TL

<b>EN ÇOK FİYAT</b>	<b>2021 AĞUSTOS</b>	<b>2022 AĞUSTOS</b>		<b>2023 AĞUSTOS</b>	
MTS	20,50 TL	183%	58,03 TL	19%	69,00 TL
TTS	24,00 TL	179%	67,00 TL	27%	85,00 TL

<b>ORTALAMA FİYAT</b>	<b>2021 AĞUSTOS</b>	<b>2022 AĞUSTOS</b>		<b>2023 AĞUSTOS</b>	
MTS	20,50 TL	165%	54,26 TL	27%	68,80 TL
TTS	20,26 TL	171%	54,94 TL	33%	73,26 TL



# AYLIK MAVİ HAŞHAŞ FİYAT TRENDİ



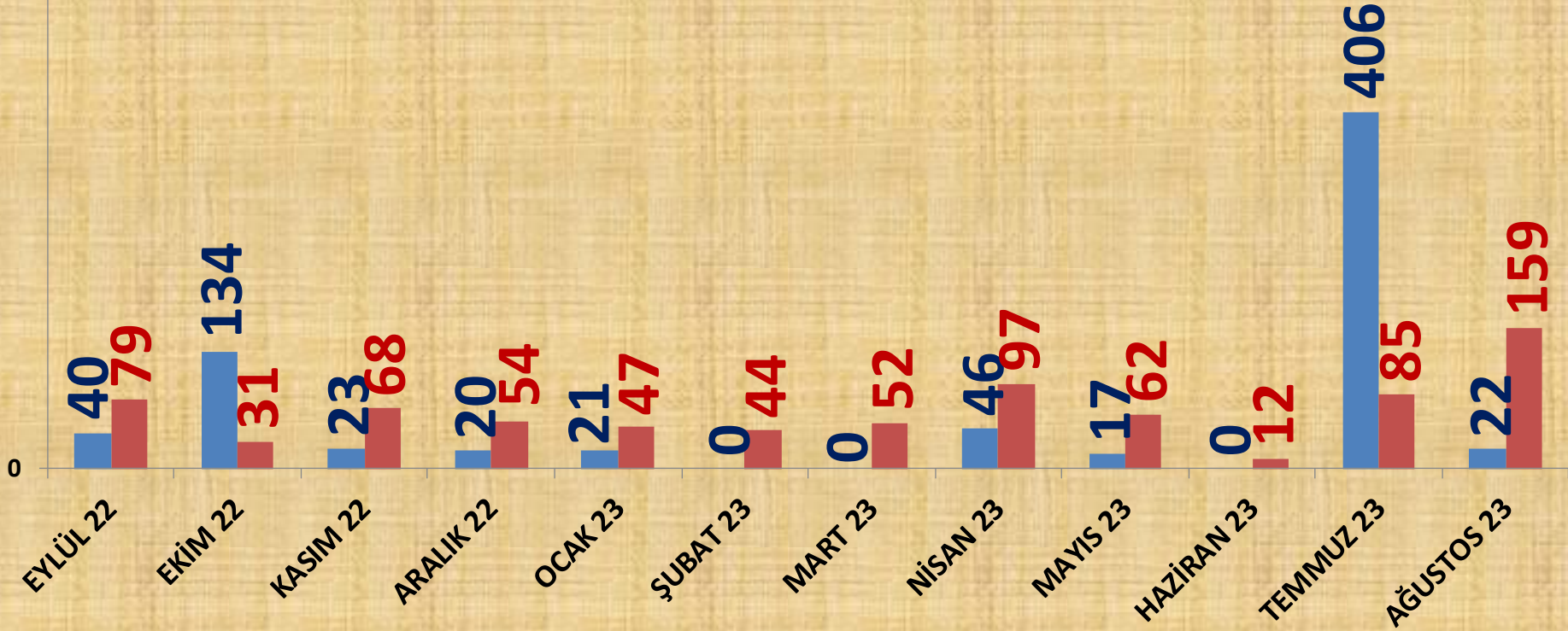


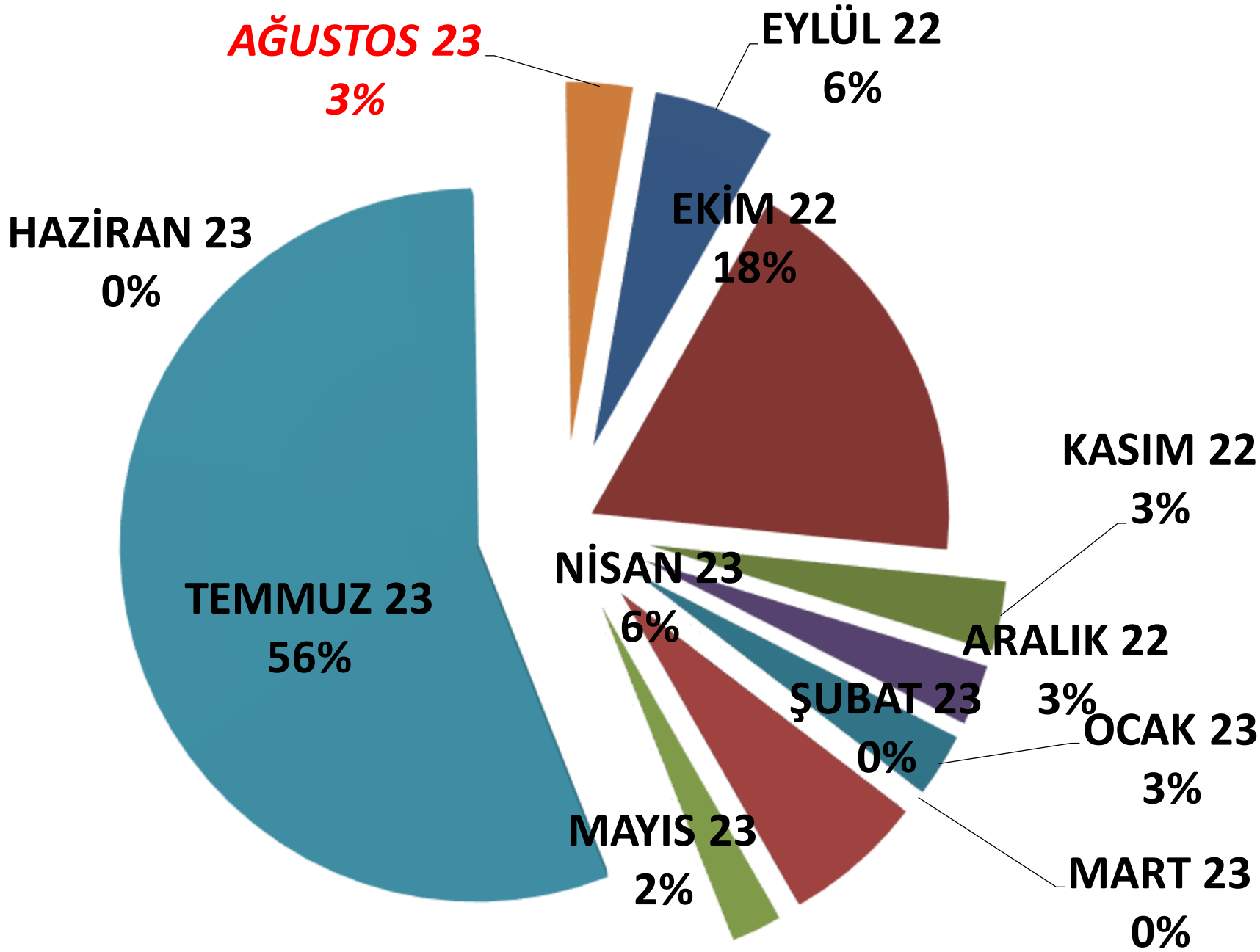
# AYLIK MAVİ HAŞHAŞ İŞLEM MİKTARI (TON)

1000

■ MTS

■ TTS

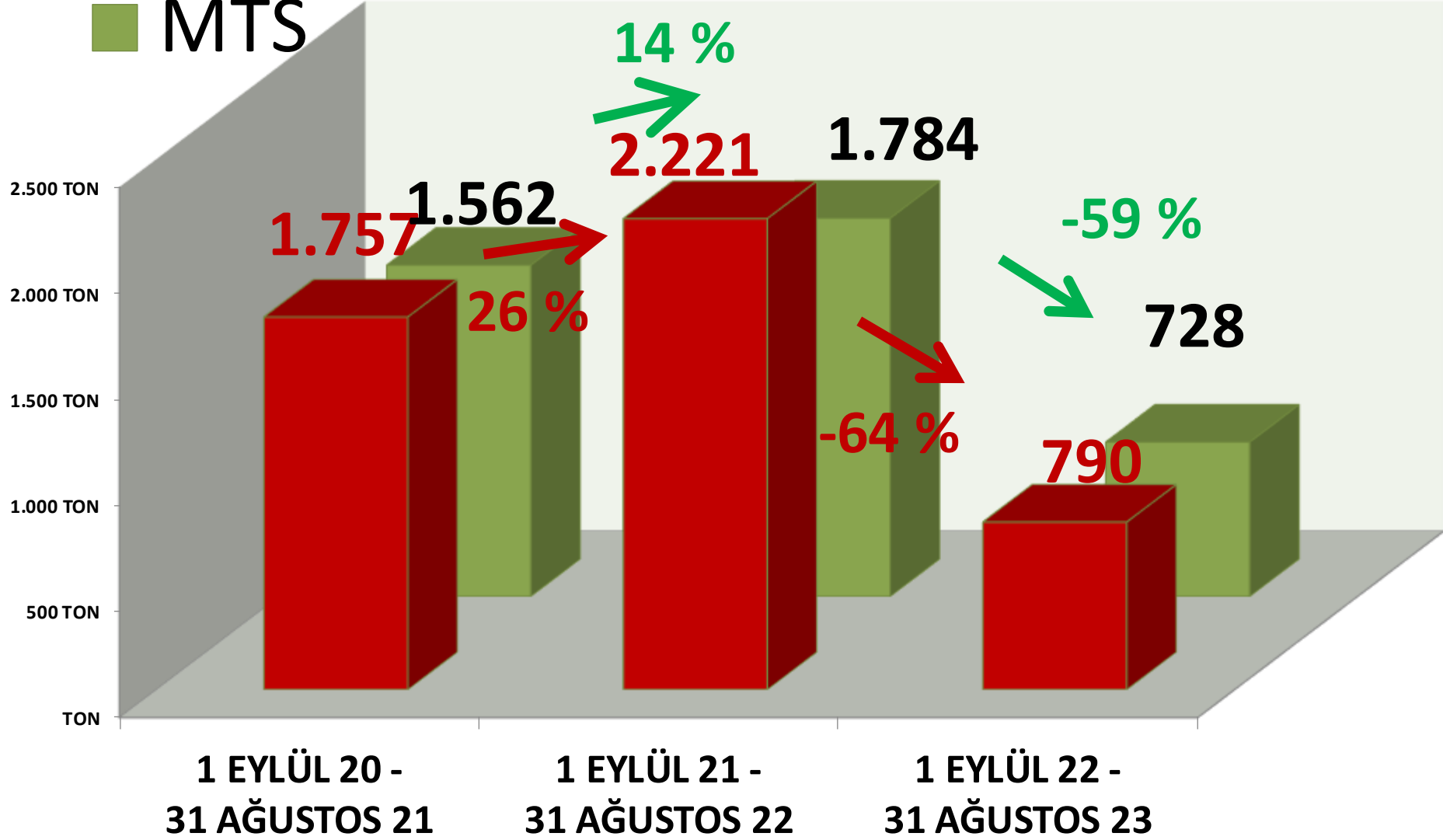




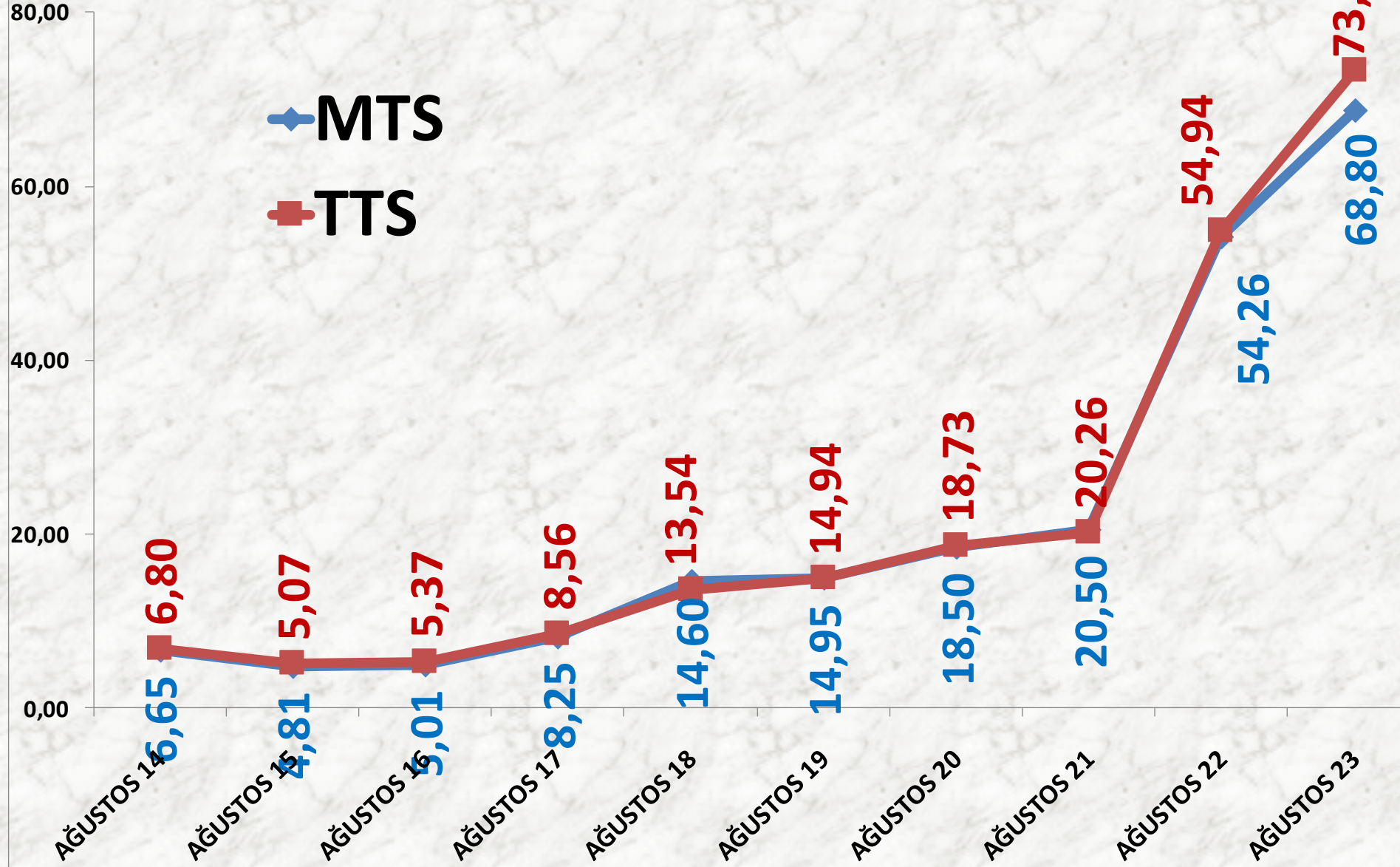
**AYLIK MAVİ MTS İŞLEM MİKTARI ORANLARI**

# TTS YILLIK MAVİ HAŞHAŞ İŞLEM MİKTARI

■ MTS



# AĞUSTOS AYLARI MAVİ HAŞHAŞ FİYAT TRENDİ (TL)



# KÜTLÜ PAMUK

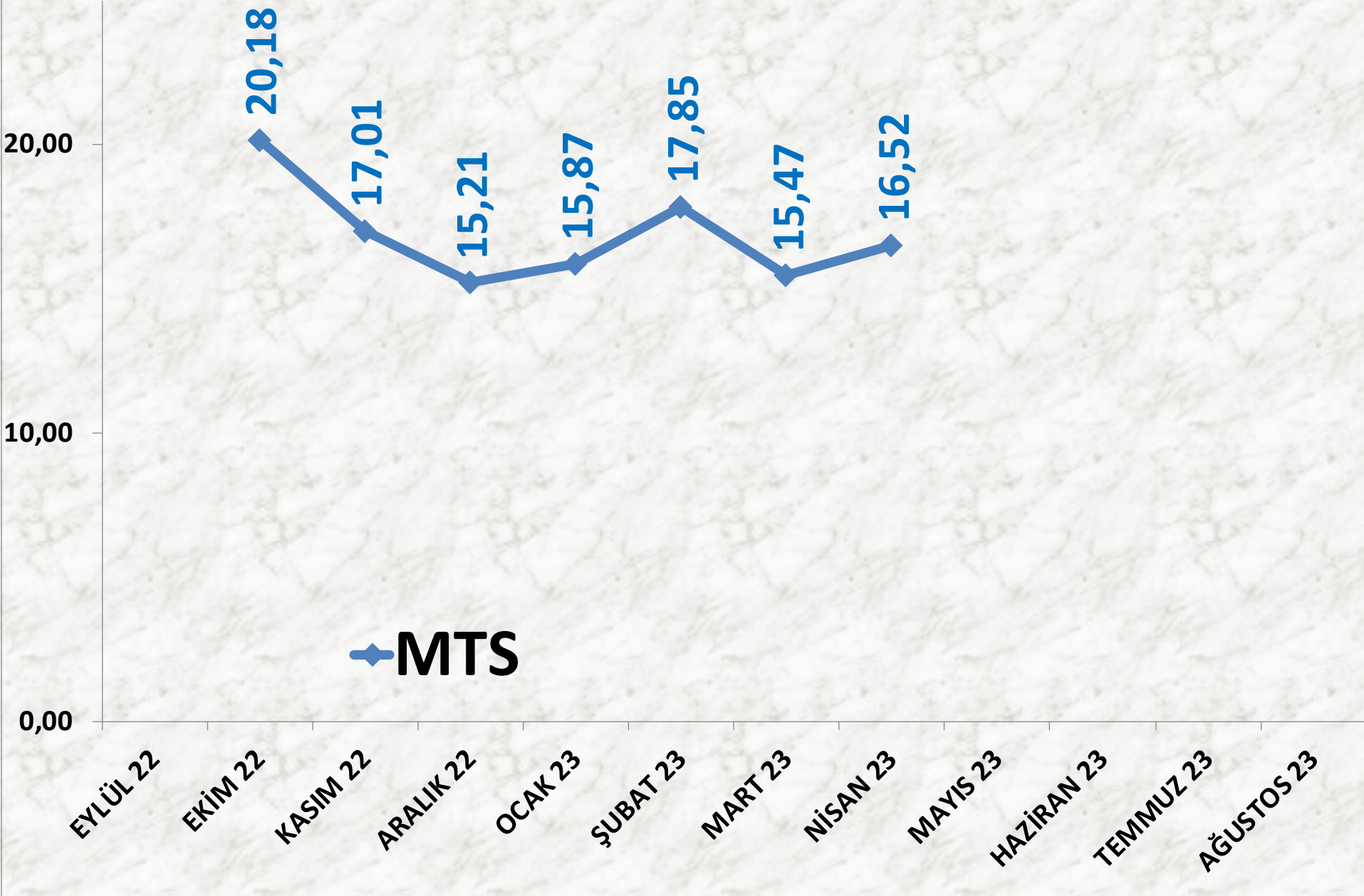
<b>İŞLEM MİKTARI TON</b>	<b>2021 AĞUSTOS</b>	<b>2022 AĞUSTOS</b>		<b>2023 AĞUSTOS</b>	
<b>MTS</b>	<b>0</b>	-	<b>0</b>	-	<b>0</b>

<b>EN AZ FİYAT</b>	<b>2021 AĞUSTOS</b>	<b>2022 AĞUSTOS</b>		<b>2023 AĞUSTOS</b>	
<b>MTS</b>	-	-	-	-	-

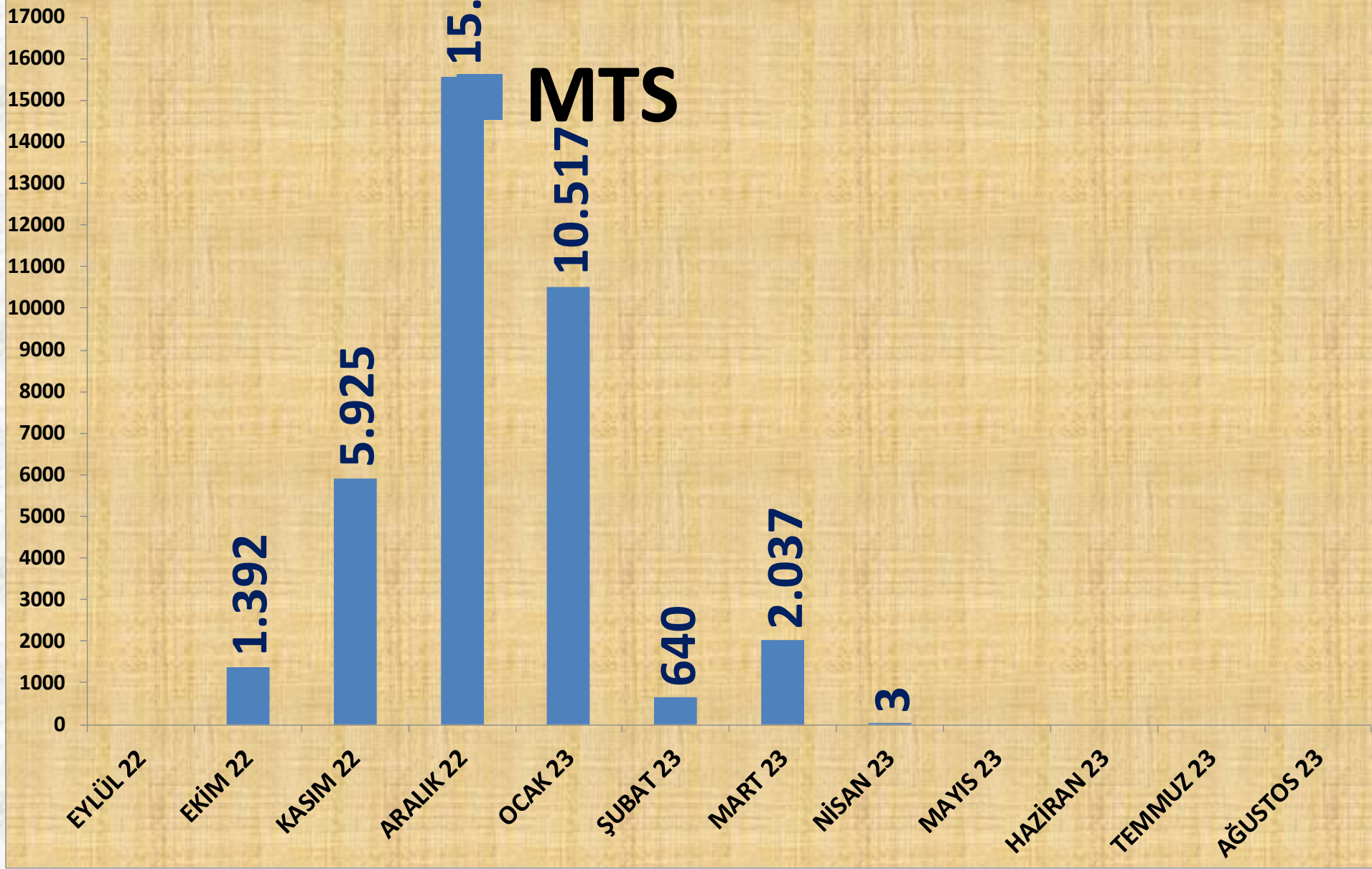
<b>EN ÇOK FİYAT</b>	<b>2021 AĞUSTOS</b>	<b>2022 AĞUSTOS</b>		<b>2023 AĞUSTOS</b>	
<b>MTS</b>	-	-	-	-	-

<b>ORTALAMA FİYAT</b>	<b>2021 AĞUSTOS</b>	<b>2022 AĞUSTOS</b>		<b>2023 AĞUSTOS</b>	
<b>MTS</b>	-	-	-	-	-

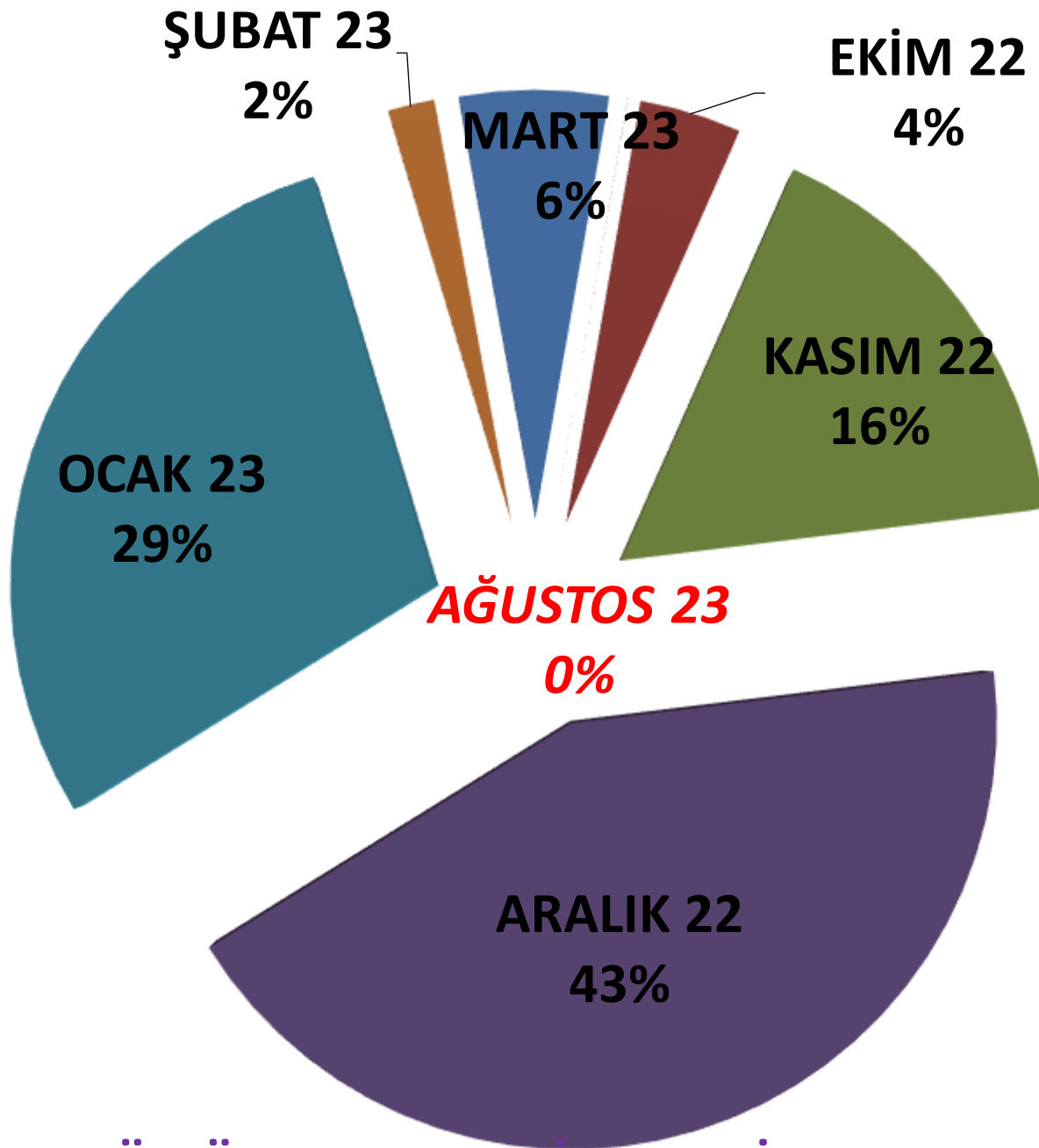
# AYLIK KÜTLÜ PAMUK FİYAT TRENDİ (TL)



# AYLIK KÜTLÜ PAMUK İŞLEM MİKTARI (TON)

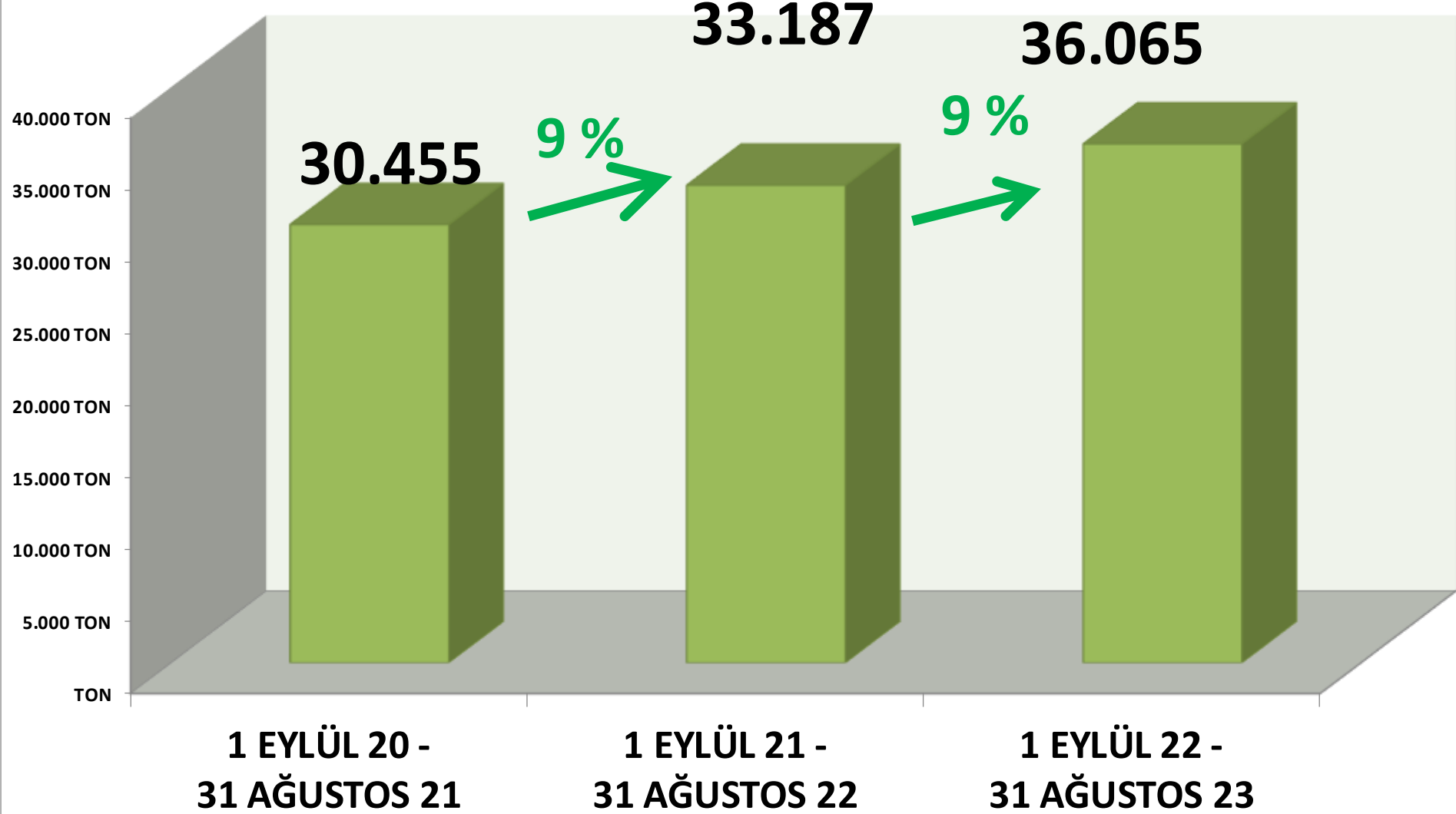






**AYLIK KÜTLÜ PAMUK MTS İŞLEM MİKTARI ORANLARI**

# YILLIK KÜTLÜ PAMUK İŞLEM MİKTARI



# AĞUSTOS AYLARI ÇİĞİTLİ PAMUK FİYAT TRENDİ (TL)

20,00  
10,00  
0,00

◆ MTS

AĞUSTOS 14

AĞUSTOS 15

AĞUSTOS 16

AĞUSTOS 17

AĞUSTOS 18

AĞUSTOS 19

AĞUSTOS 20

AĞUSTOS 21

AĞUSTOS 22

AĞUSTOS 23

# MAHLIÇ PAMUK

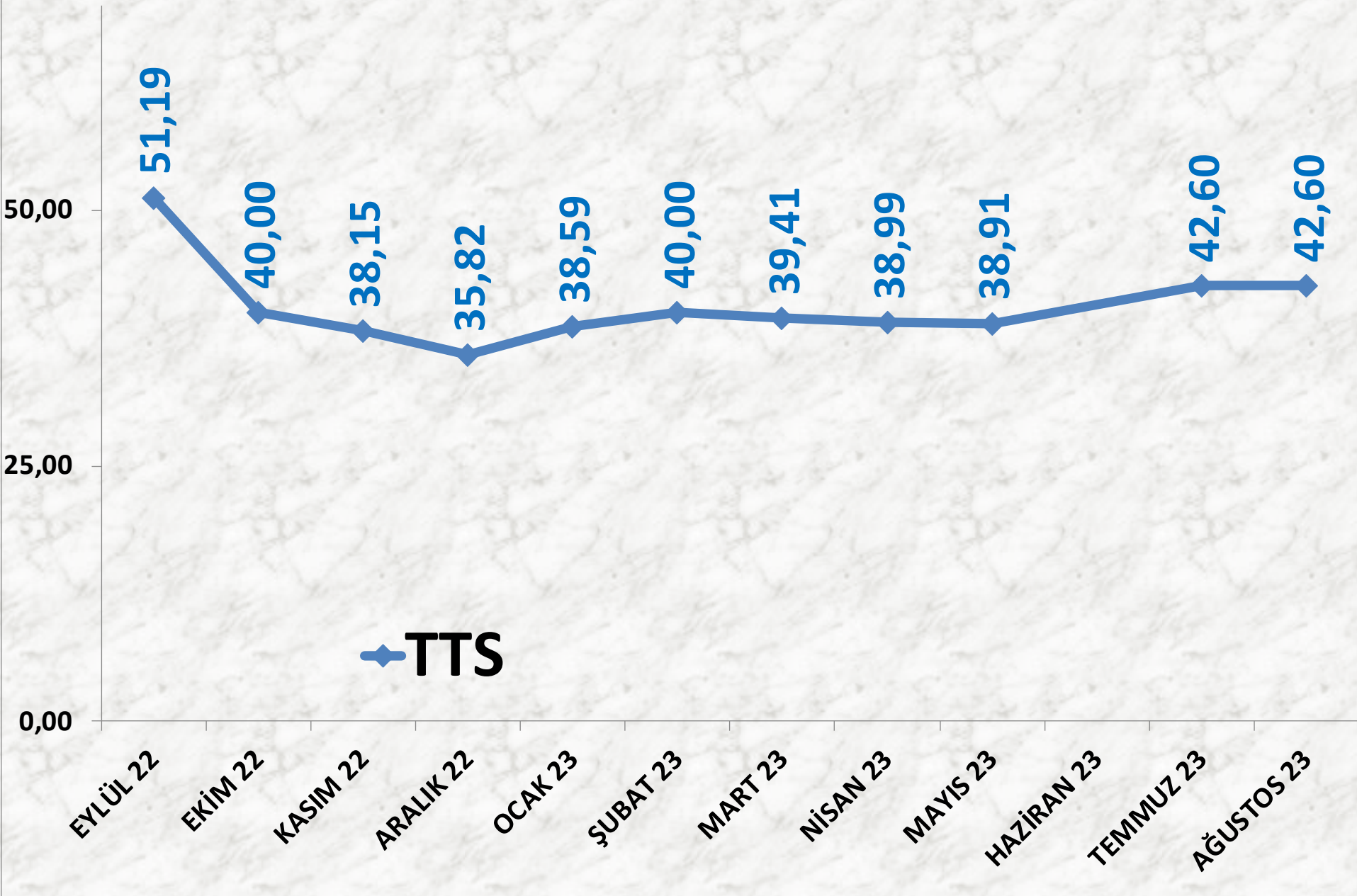
<b>İŞLEM MİKTARI TON</b>	<b>2021 AĞUSTOS</b>	<b>2022 AĞUSTOS</b>		<b>2023 AĞUSTOS</b>	
MTS	780 TON	-90%	78 TON	1035%	891 TON

<b>EN AZ FİYAT</b>	<b>2021 AĞUSTOS</b>	<b>2022 AĞUSTOS</b>		<b>2023 AĞUSTOS</b>	
MTS	18,00 TL	178%	50,00 TL	-16%	42,00 TL

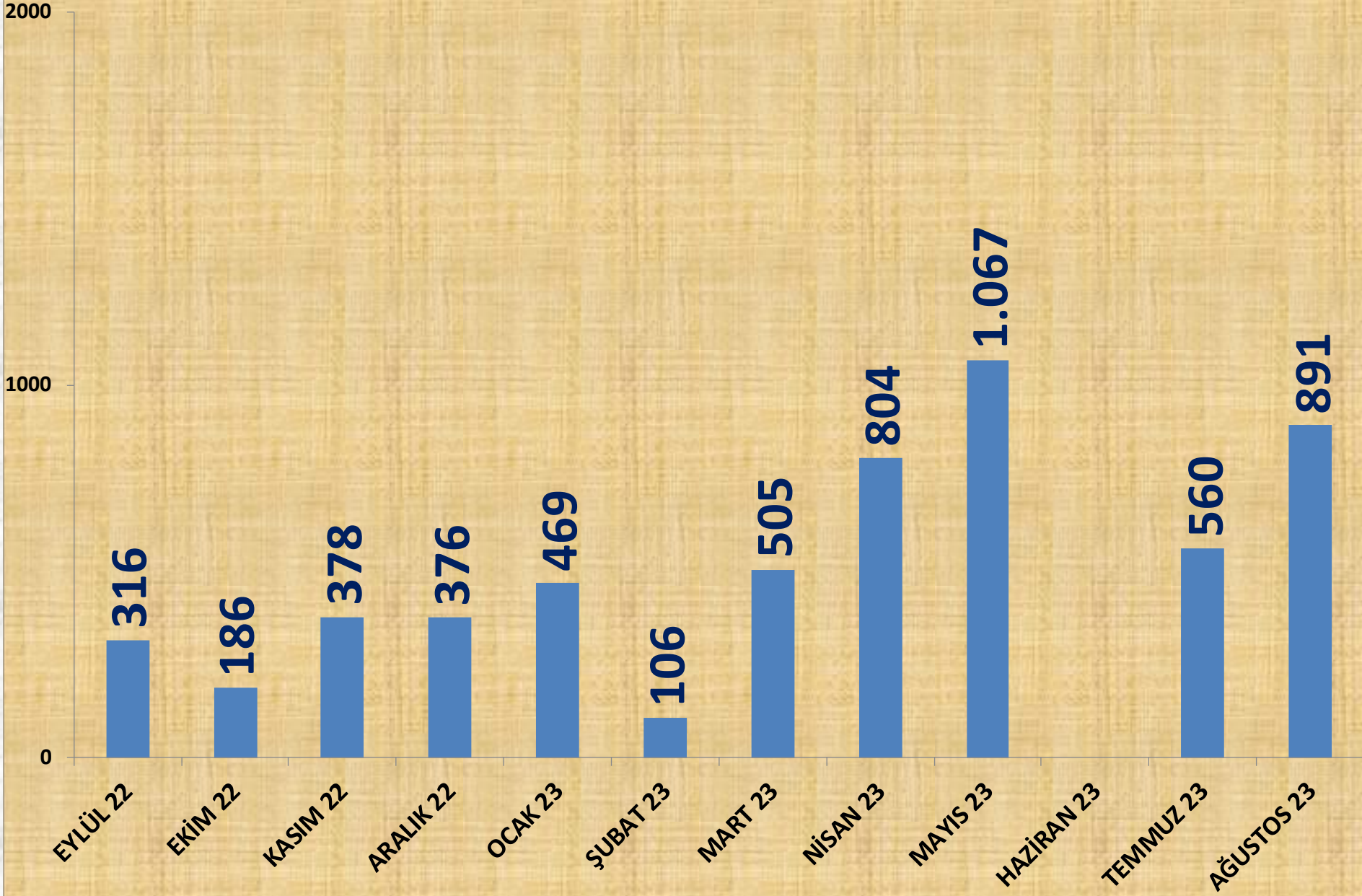
<b>EN ÇOK FİYAT</b>	<b>2021 AĞUSTOS</b>	<b>2022 AĞUSTOS</b>		<b>2023 AĞUSTOS</b>	
MTS	20,50 TL	144%	50,00 TL	-12%	44,00 TL

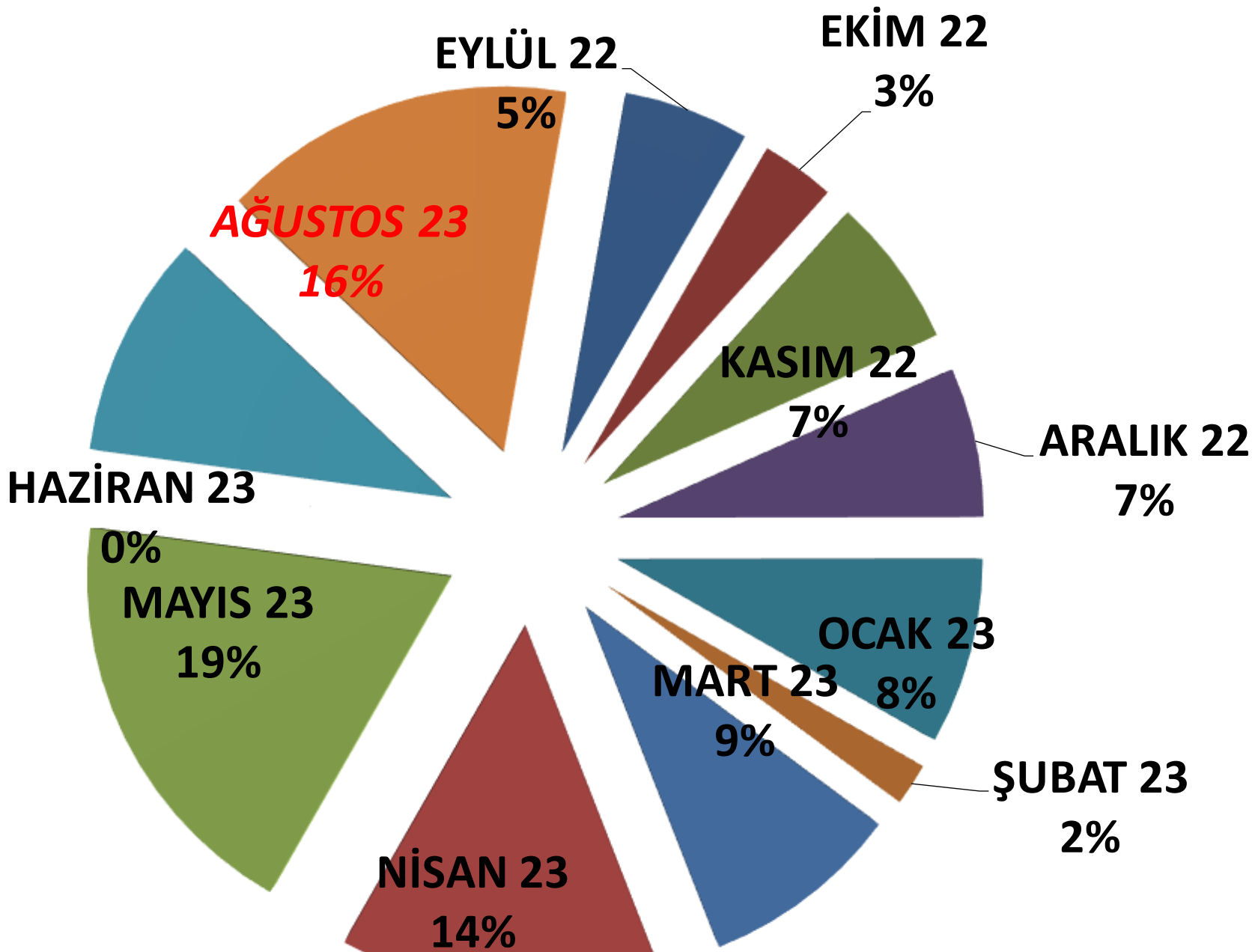
<b>ORTALAMA FİYAT</b>	<b>2021 AĞUSTOS</b>	<b>2022 AĞUSTOS</b>		<b>2023 AĞUSTOS</b>	
MTS	19,27 TL	159%	50,00 TL	-15%	42,60 TL

# AYLIK MAHLIÇ PAMUK FİYAT TRENDİ (TL)



# AYLIK MAHLIÇ PAMUK İŞLEM MİKTARI (TON)

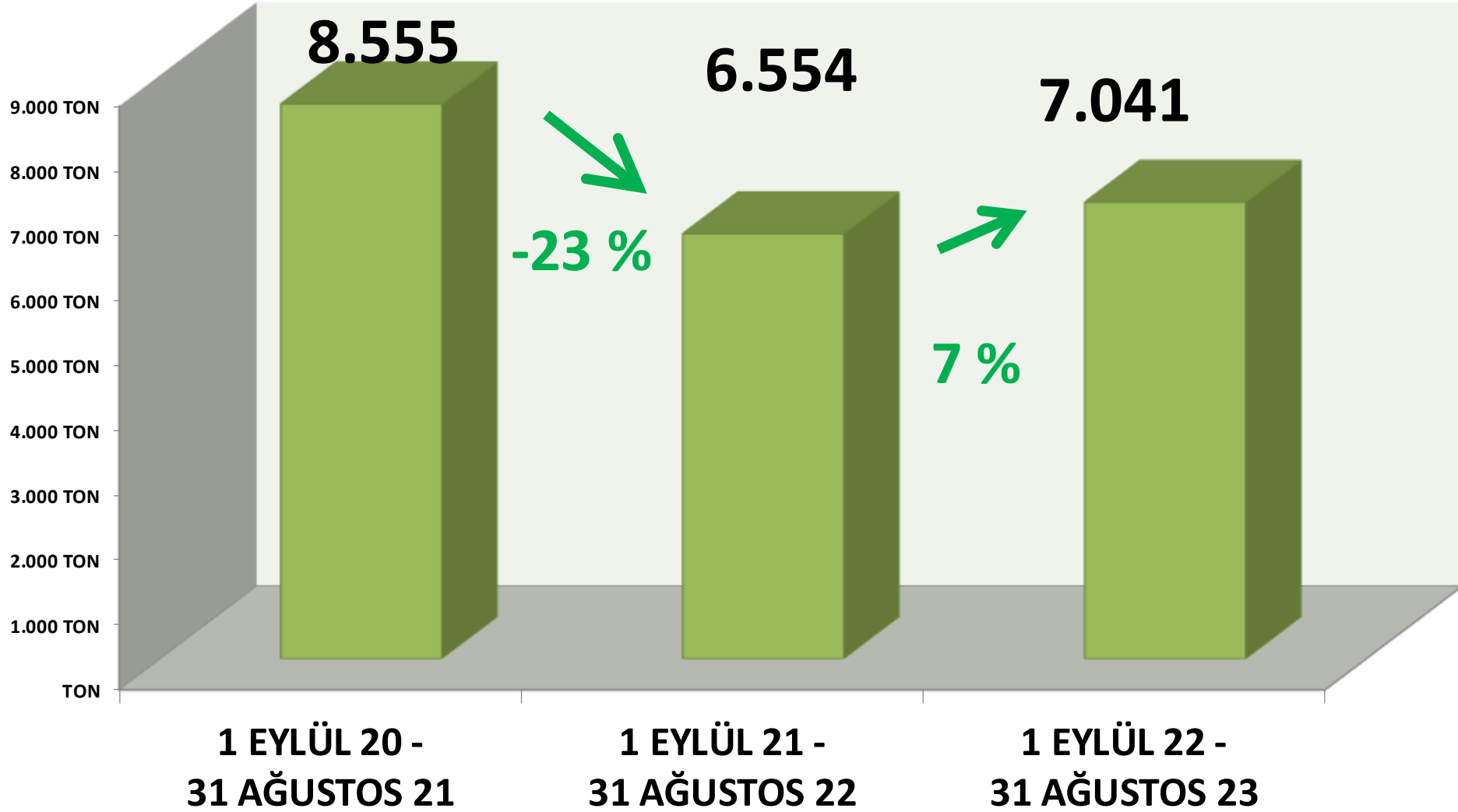




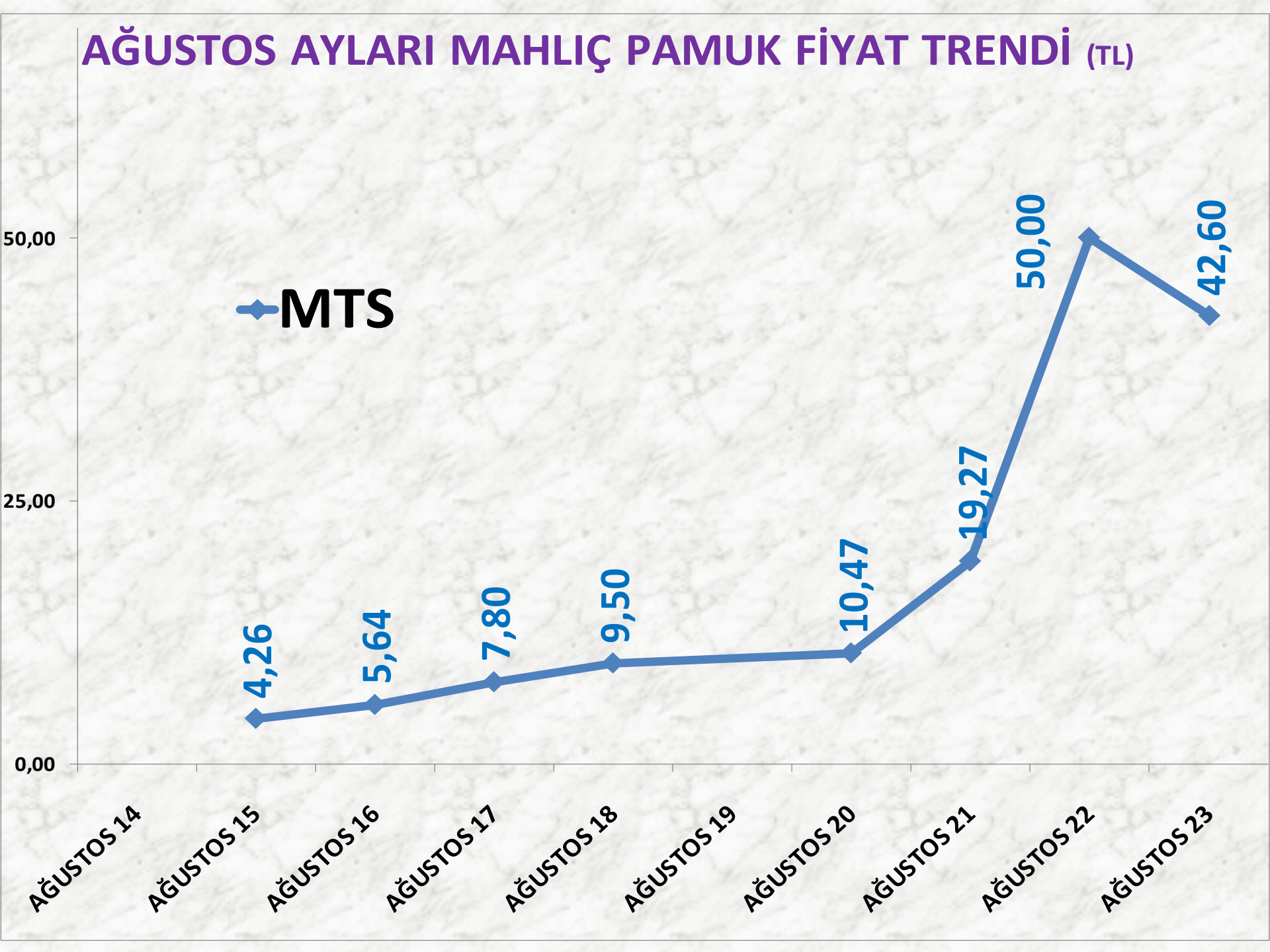
AYLIK MAHLİÇ PAMUK MTS İŞLEM MİKTARI ORANLARI



# YILLIK MAHLIÇ PAMUK İŞLEM MİKTARI



# AĞUSTOS AYLARI MAHLIÇ PAMUK FİYAT TRENDİ (TL)



# KEKİK

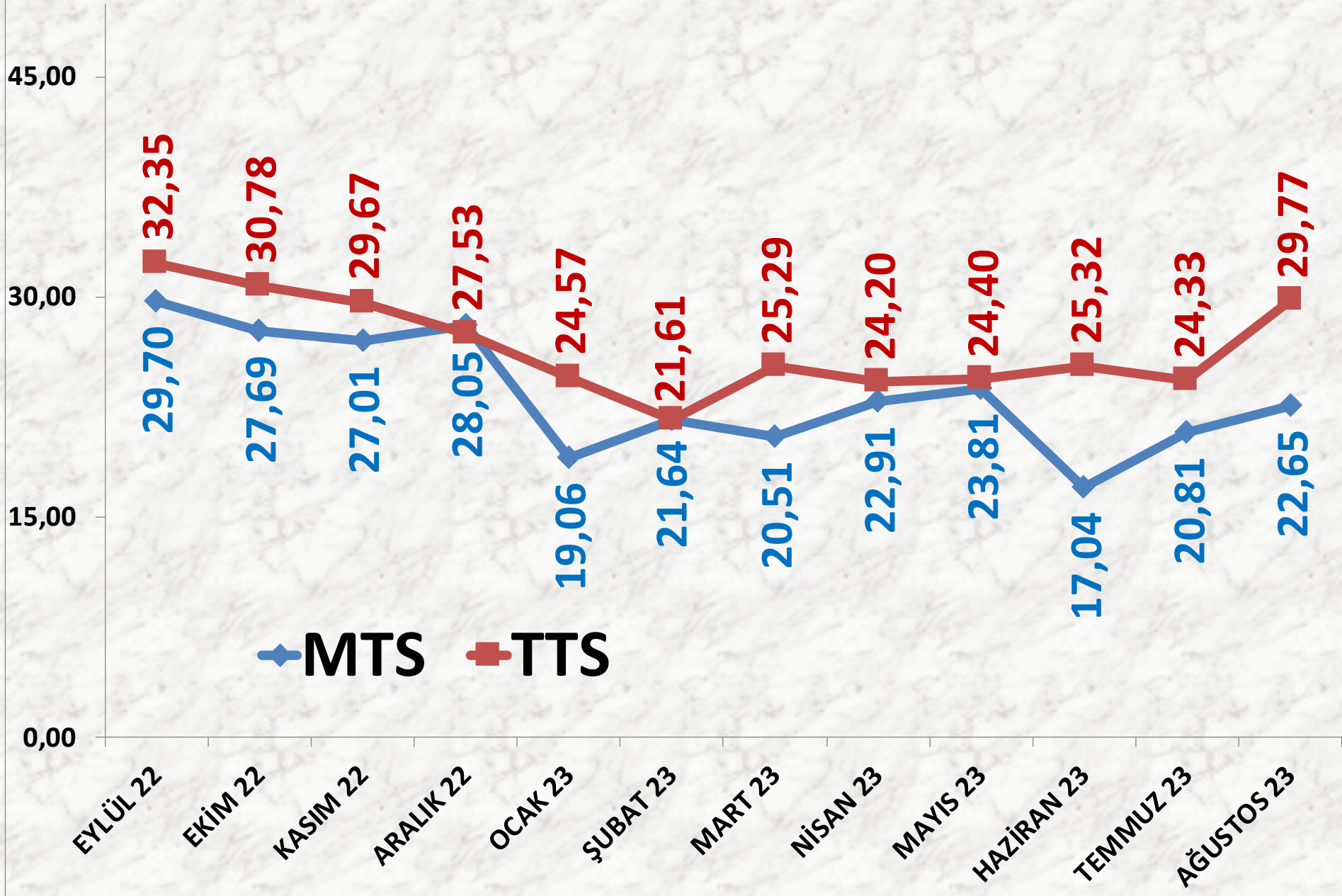
<b>İŞLEM MİKTARI TON</b>	<b>2021 AĞUSTOS</b>	<b>2022 AĞUSTOS</b>		<b>2023 AĞUSTOS</b>	
MTS	1.781 TON	-48%	933 TON	26%	1.176 TON
TTS	1.279 TON	-63%	471 TON	114%	1.008 TON

<b>EN AZ FİYAT</b>	<b>2021 AĞUSTOS</b>	<b>2022 AĞUSTOS</b>		<b>2023 AĞUSTOS</b>	
MTS	7,50 TL	177%	20,81 TL	-31%	14,29 TL
TTS	7,00 TL	275%	26,24 TL	-45%	14,50 TL

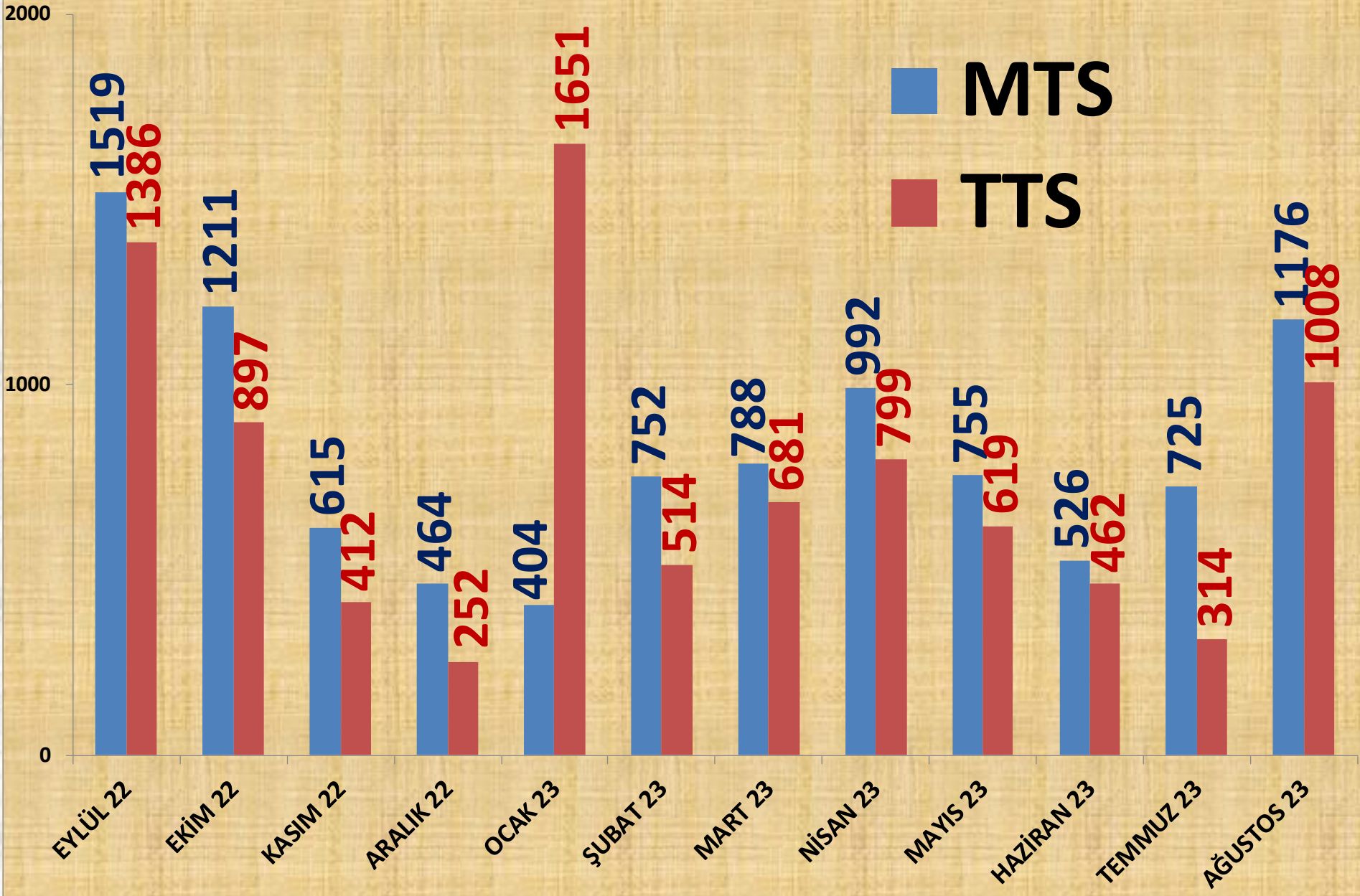
<b>EN ÇOK FİYAT</b>	<b>2021 AĞUSTOS</b>	<b>2022 AĞUSTOS</b>		<b>2023 AĞUSTOS</b>	
MTS	19,00 TL	84%	34,92 TL	-11%	31,05 TL
TTS	27,99 TL	124%	62,59 TL	-45%	34,65 TL

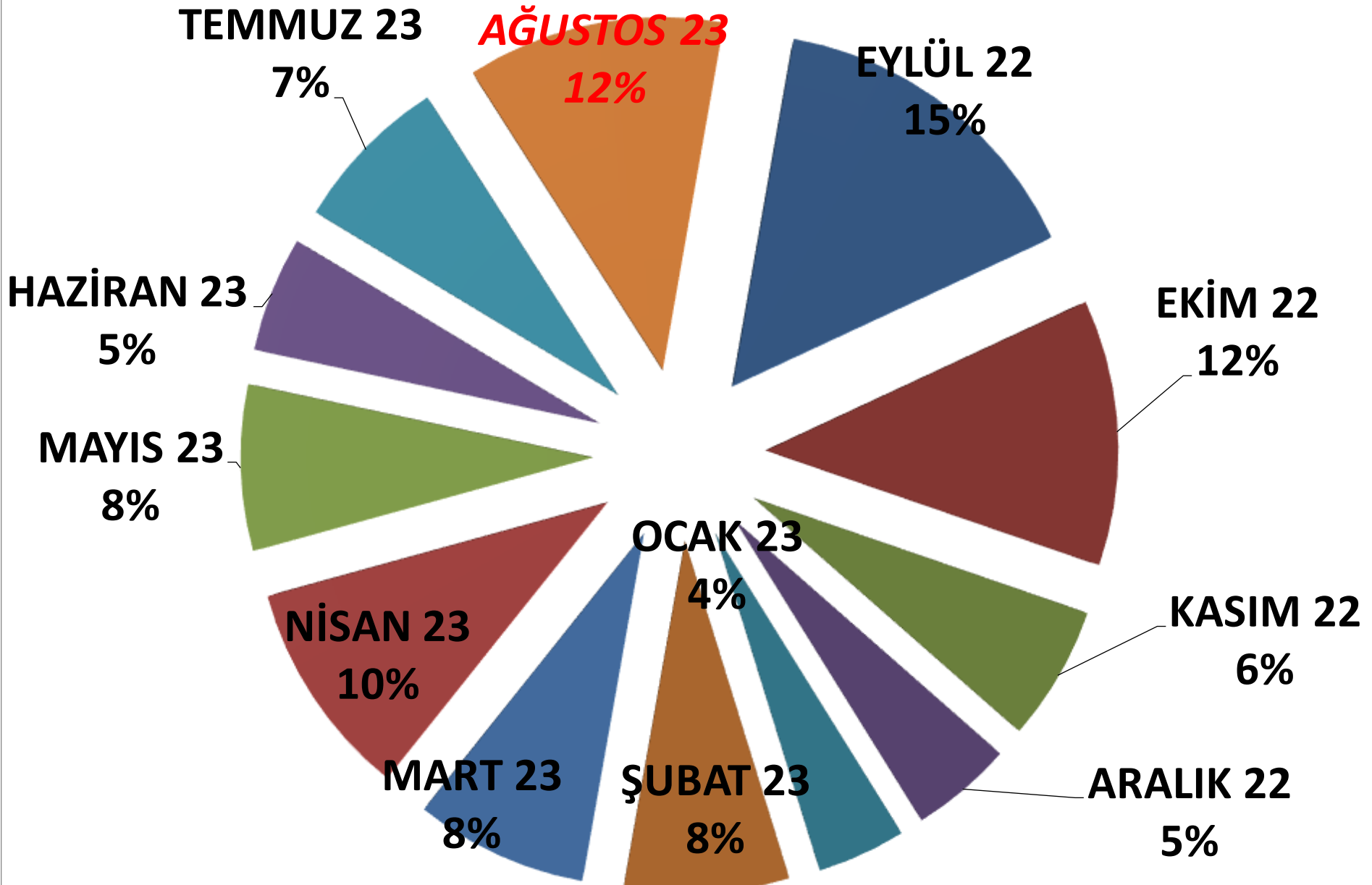
<b>ORTALAMA FİYAT</b>	<b>2021 AĞUSTOS</b>	<b>2022 AĞUSTOS</b>		<b>2023 AĞUSTOS</b>	
MTS	13,98 TL	119%	30,62 TL	-26%	22,65 TL
TTS	16,33 TL	125%	36,67 TL	-19%	29,77 TL

# AYLIK KEKİK FİYAT TRENDİ<sub>(TL)</sub>



# AYLIK KEKİK İŞLEM MİKTARI (TON)



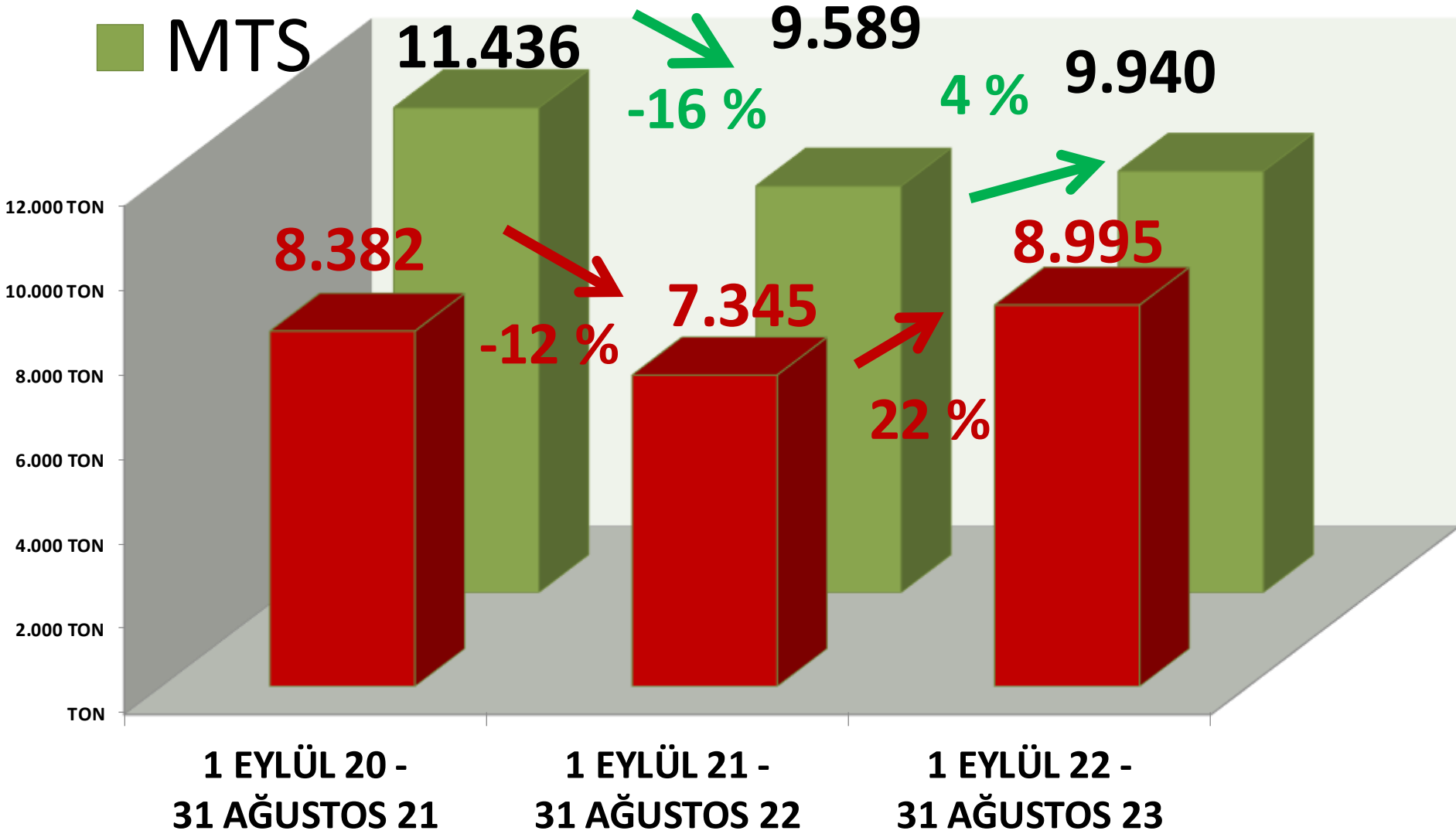


**AYLIK KEKİK MTS İŞLEM MİKTARI ORANLARI**

■ TTS

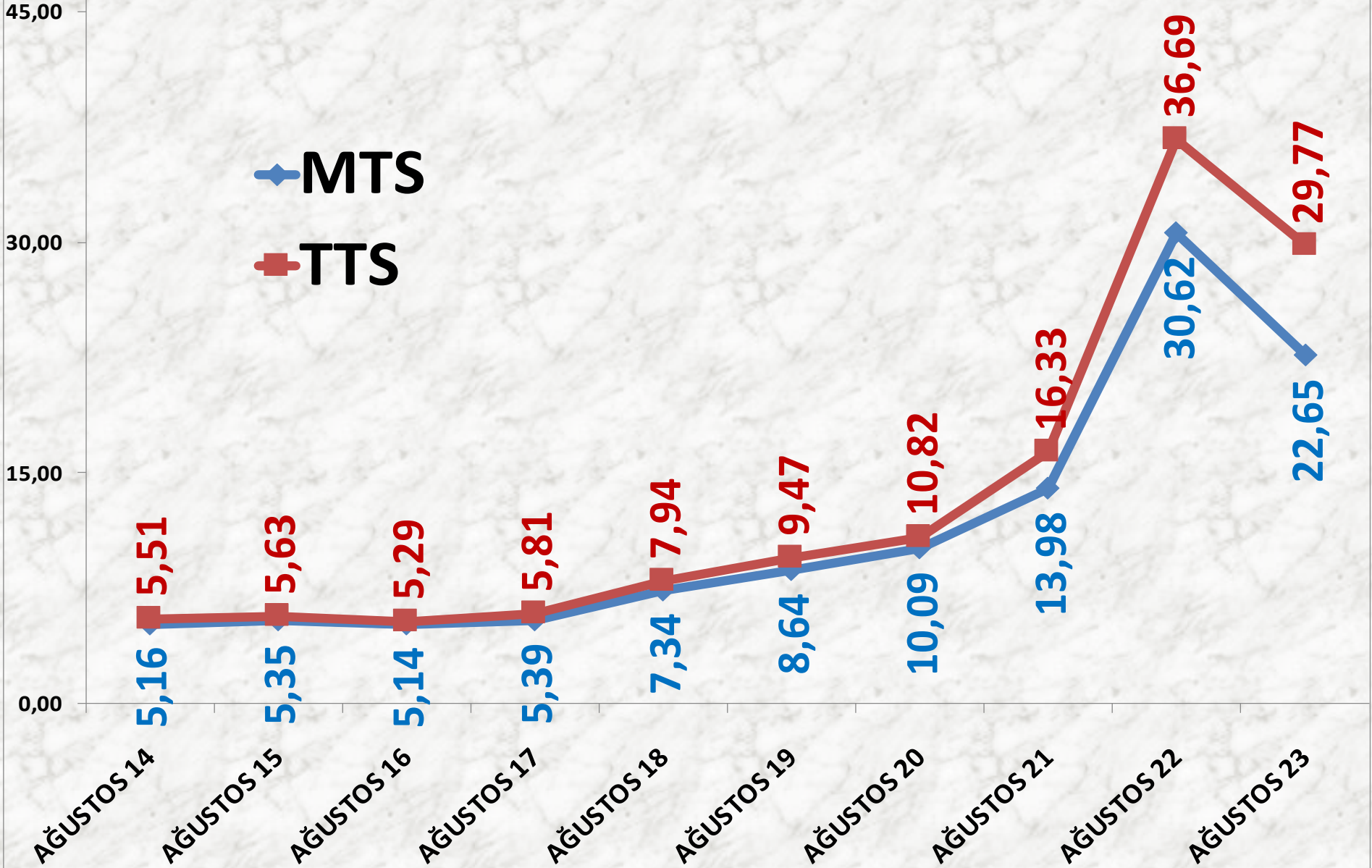
# YILLIK KEKİK İŞLEM MİKTARI (TON)

■ MTS





# AĞUSTOS AYLARI KEKİK FİYAT TRENDİ (TL)



# ANASON

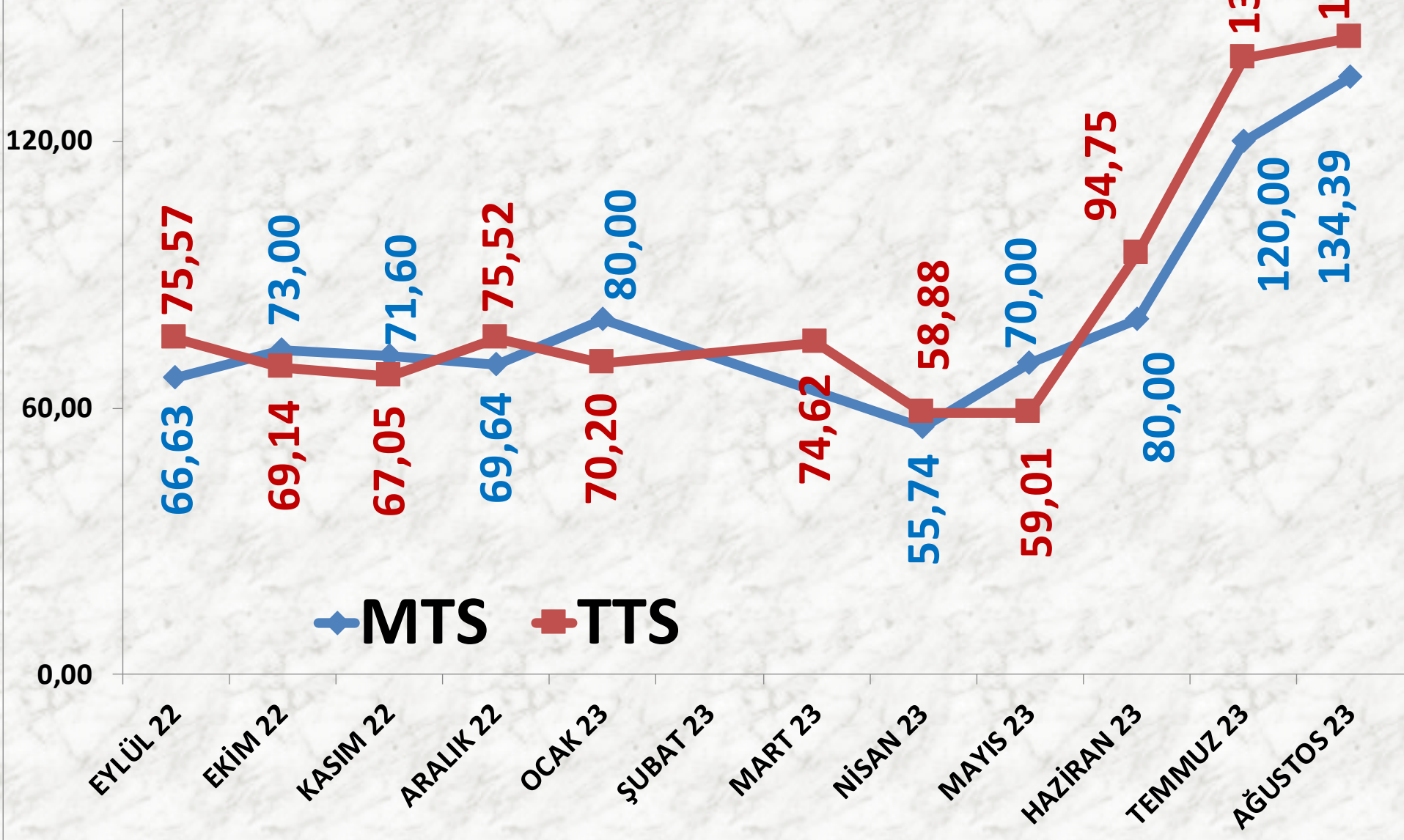
<b>İŞLEM MİKTARI TON</b>	<b>2021 AĞUSTOS</b>	<b>2022 AĞUSTOS</b>		<b>2023 AĞUSTOS</b>	
MTS	13 TON	-54%	6 TON	118%	13 TON
TTS	172 TON	-93%	11 TON	-6%	11 TON

<b>EN AZ FİYAT</b>	<b>2021 AĞUSTOS</b>	<b>2022 AĞUSTOS</b>		<b>2023 AĞUSTOS</b>	
MTS	23,00 TL	154%	58,50 TL	88%	110,00 TL
TTS	17,50 TL	270%	64,74 TL	119%	142,00 TL

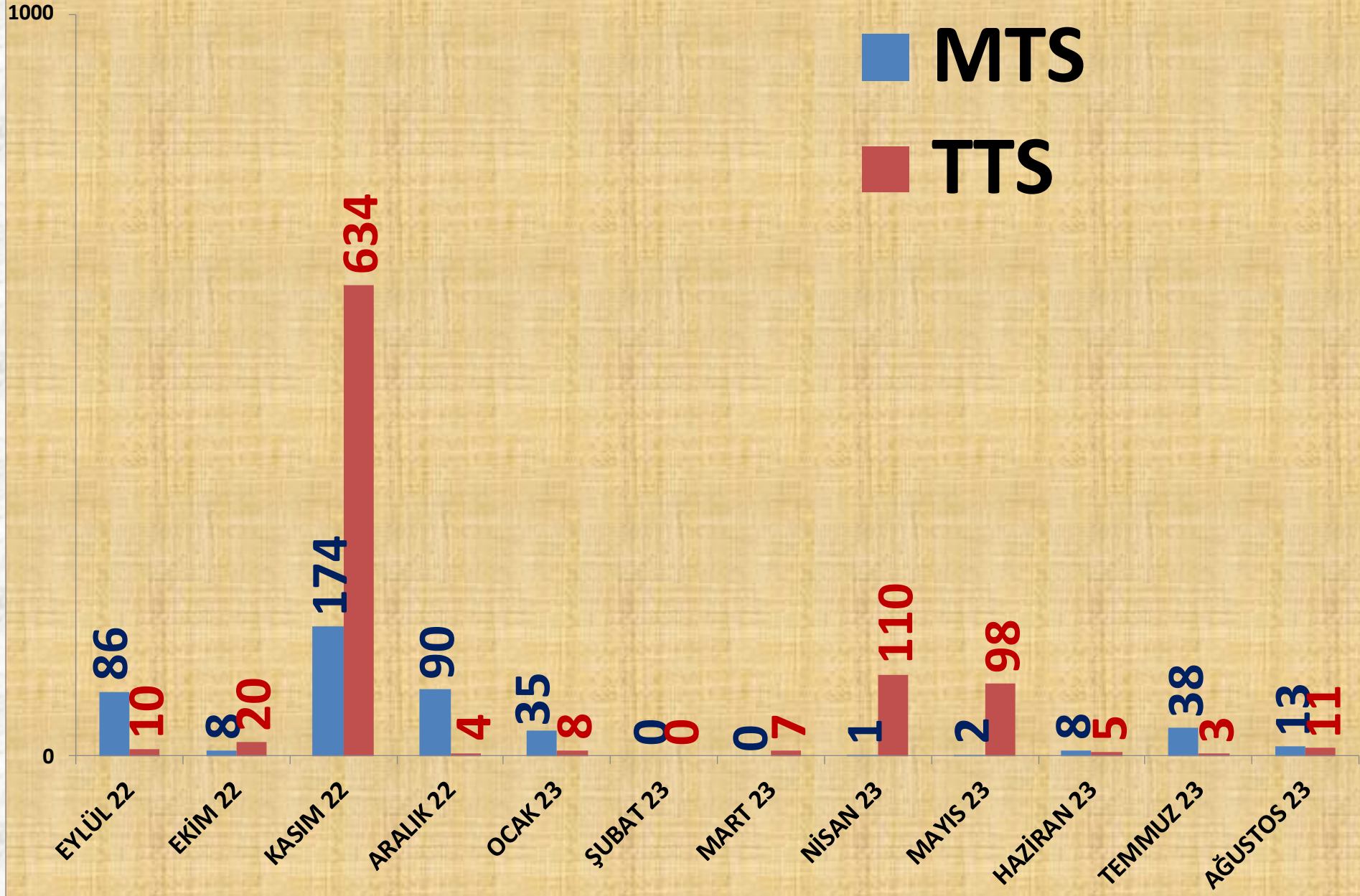
<b>EN ÇOK FİYAT</b>	<b>2021 AĞUSTOS</b>	<b>2022 AĞUSTOS</b>		<b>2023 AĞUSTOS</b>	
MTS	23,00 TL	204%	70,00 TL	107%	145,03 TL
TTS	28,47 TL	127%	64,74 TL	125%	145,66 TL

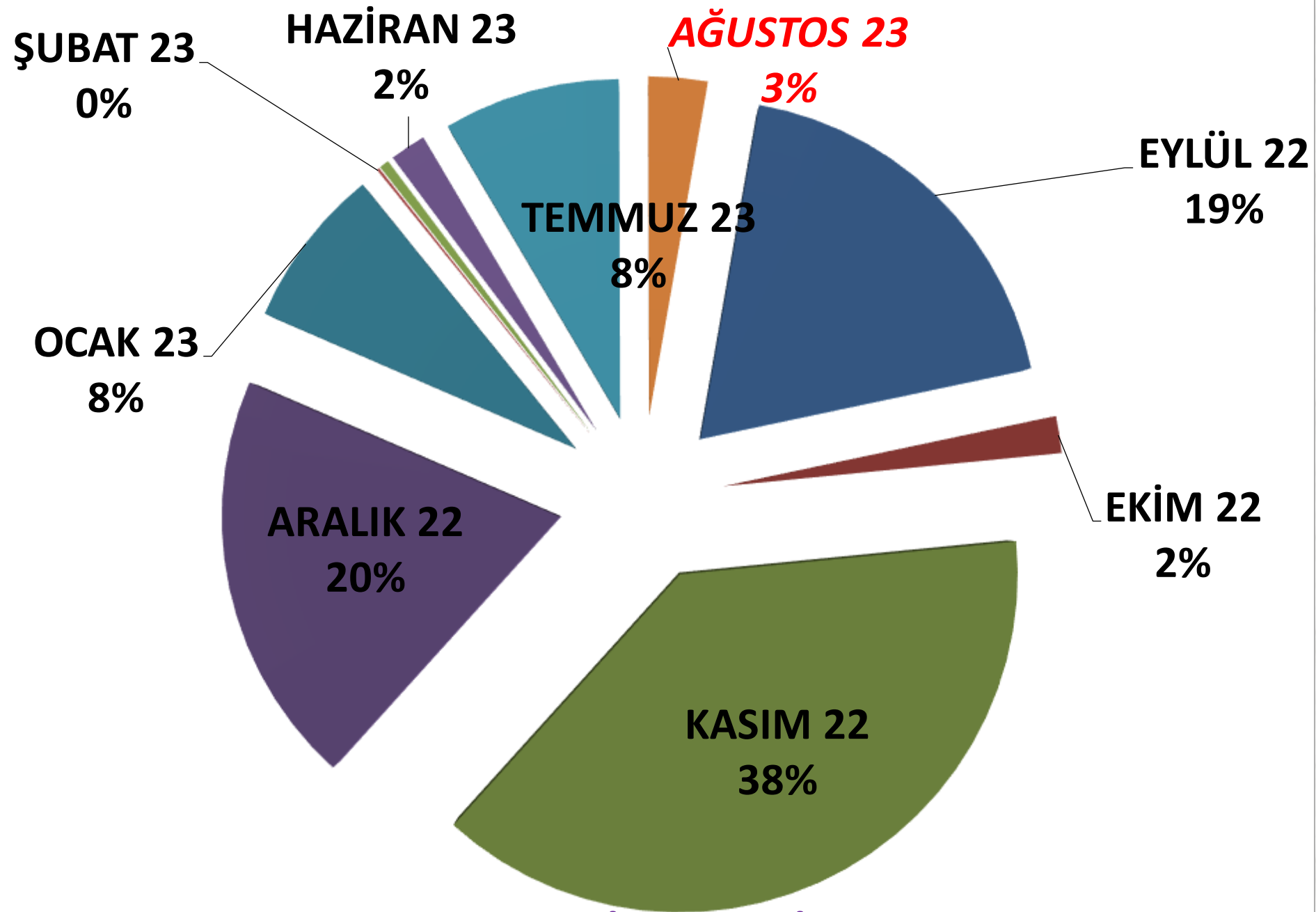
<b>ORTALAMA FİYAT</b>	<b>2021 AĞUSTOS</b>	<b>2022 AĞUSTOS</b>		<b>2023 AĞUSTOS</b>	
MTS	23,00 TL	173%	62,71 TL	114%	134,39 TL
TTS	19,30 TL	236%	64,74 TL	121%	143,22 TL

# AYLIK ANASON FİYAT TRENDİ (TL)



# AYLIK ANASON İŞLEM MİKTARI (TON)



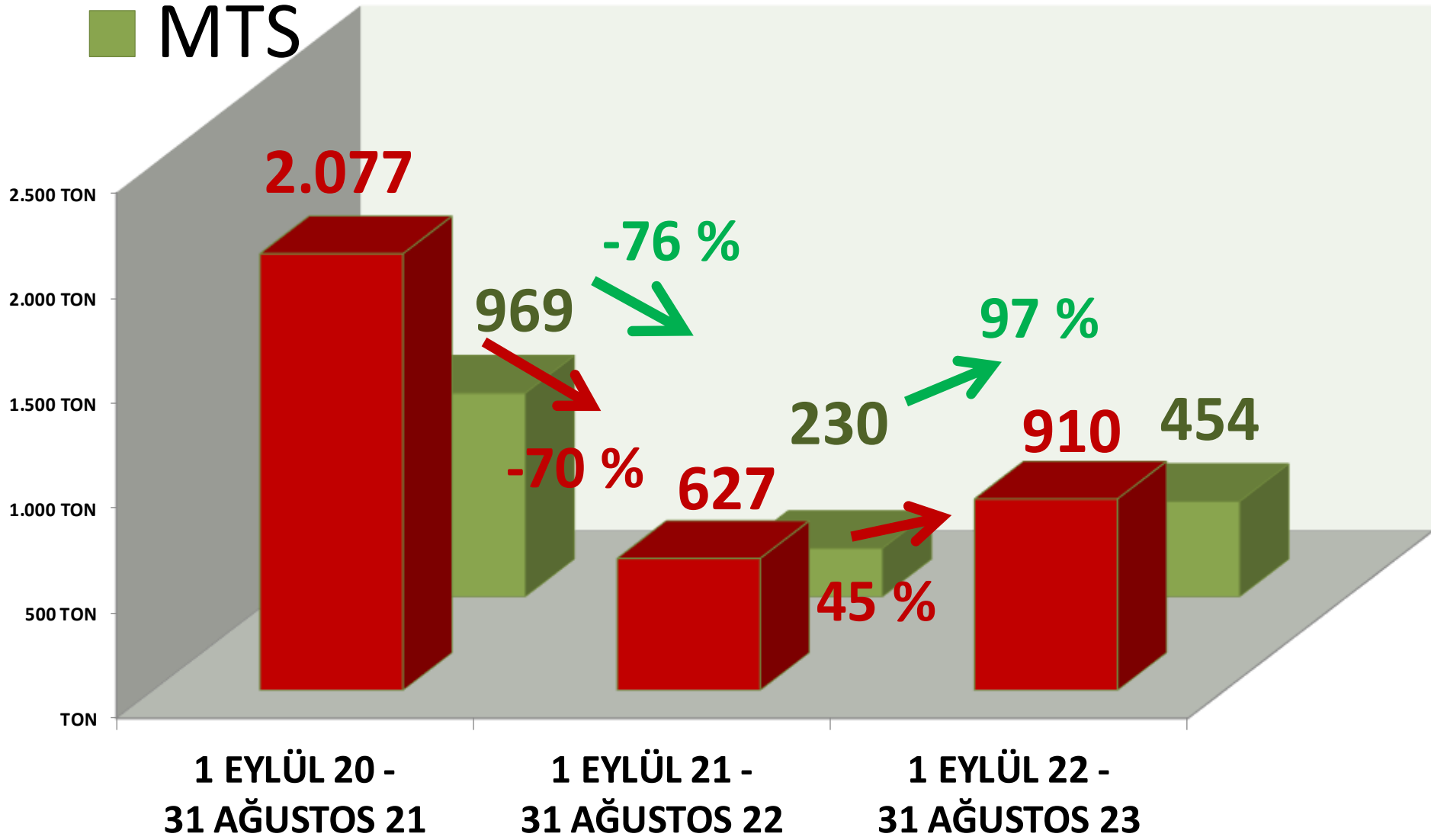


**AYLIK ANASON MTS İŞLEM MİKTARI ORANLARI**

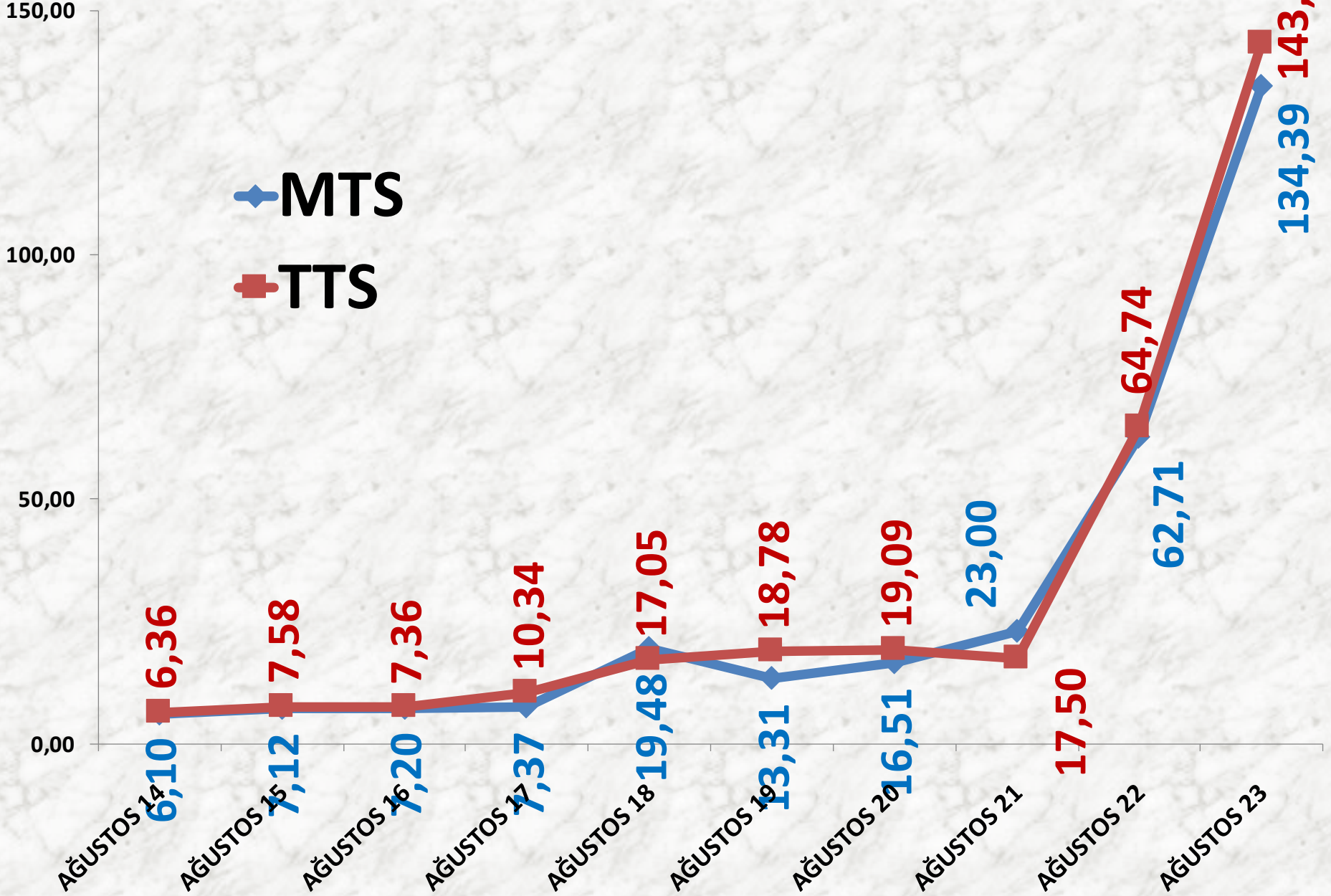
# YILLIK ANASON İŞLEM MİKTARI (TON)

■ TTS

■ MTS



# AĞUSTOS AYLARI ANASON FİYAT TRENDİ (TL)





# KASAPLIK CANLI HAYVAN

## BÜYÜKBAŞ İŞLEM MİKTARI

İŞLEM MİKTARI ADET	2021 AĞUSTOS	2022 AĞUSTOS		2023 AĞUSTOS	
MTS	1.347 ADET	16%	1.558 ADET	37%	2.129 ADET
TTS	927 ADET	-34%	610 ADET	-34%	400 ADET

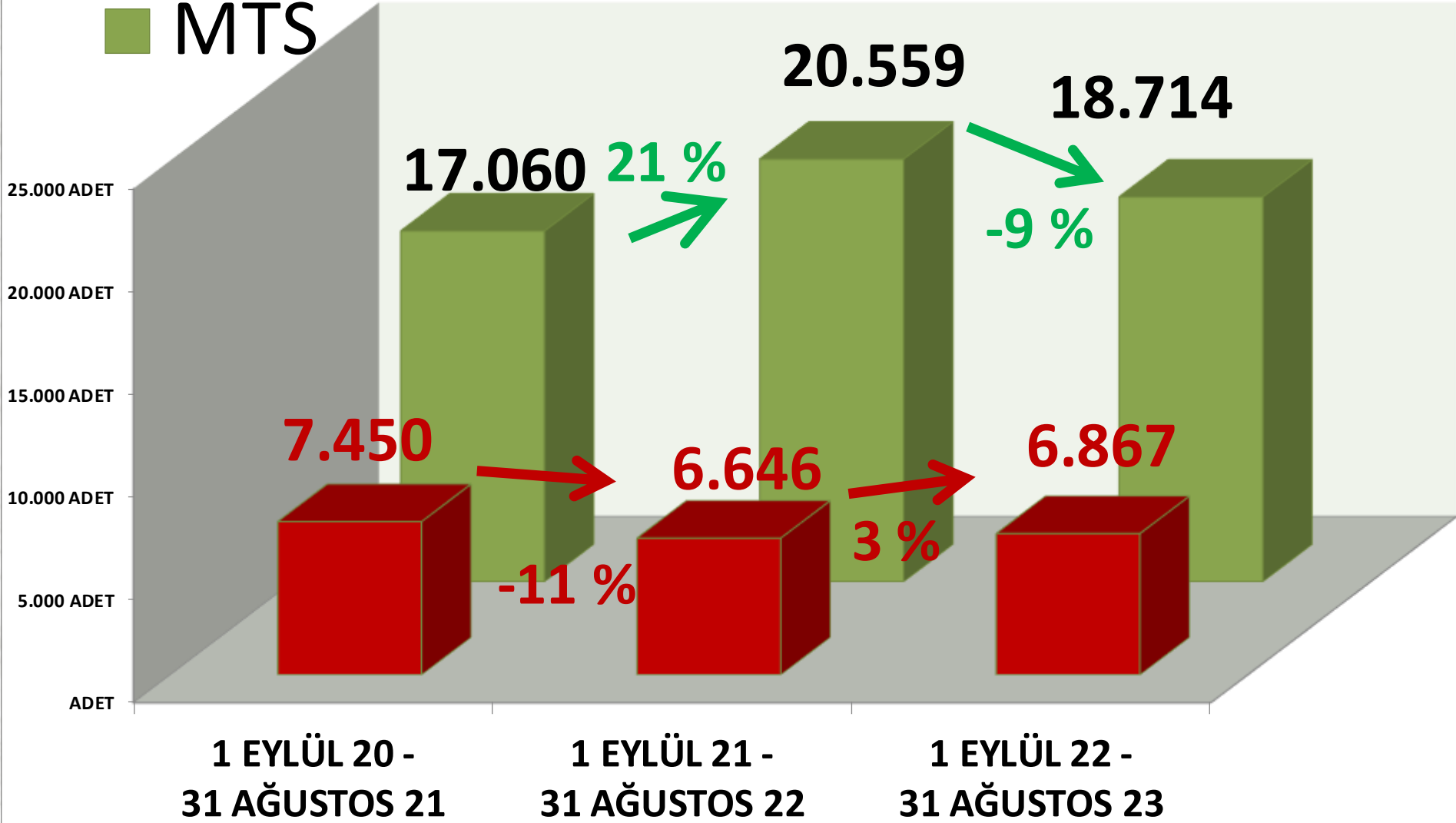
## KÜÇÜKBAŞ İŞLEM MİKTARI

İŞLEM MİKTARI ADET	2021 AĞUSTOS	2022 AĞUSTOS		2023 AĞUSTOS	
MTS	3.543 ADET	156%	9.071 ADET	-28%	6.564 ADET
TTS	159 ADET	793%	1.420 ADET	-100%	0

■ TTS

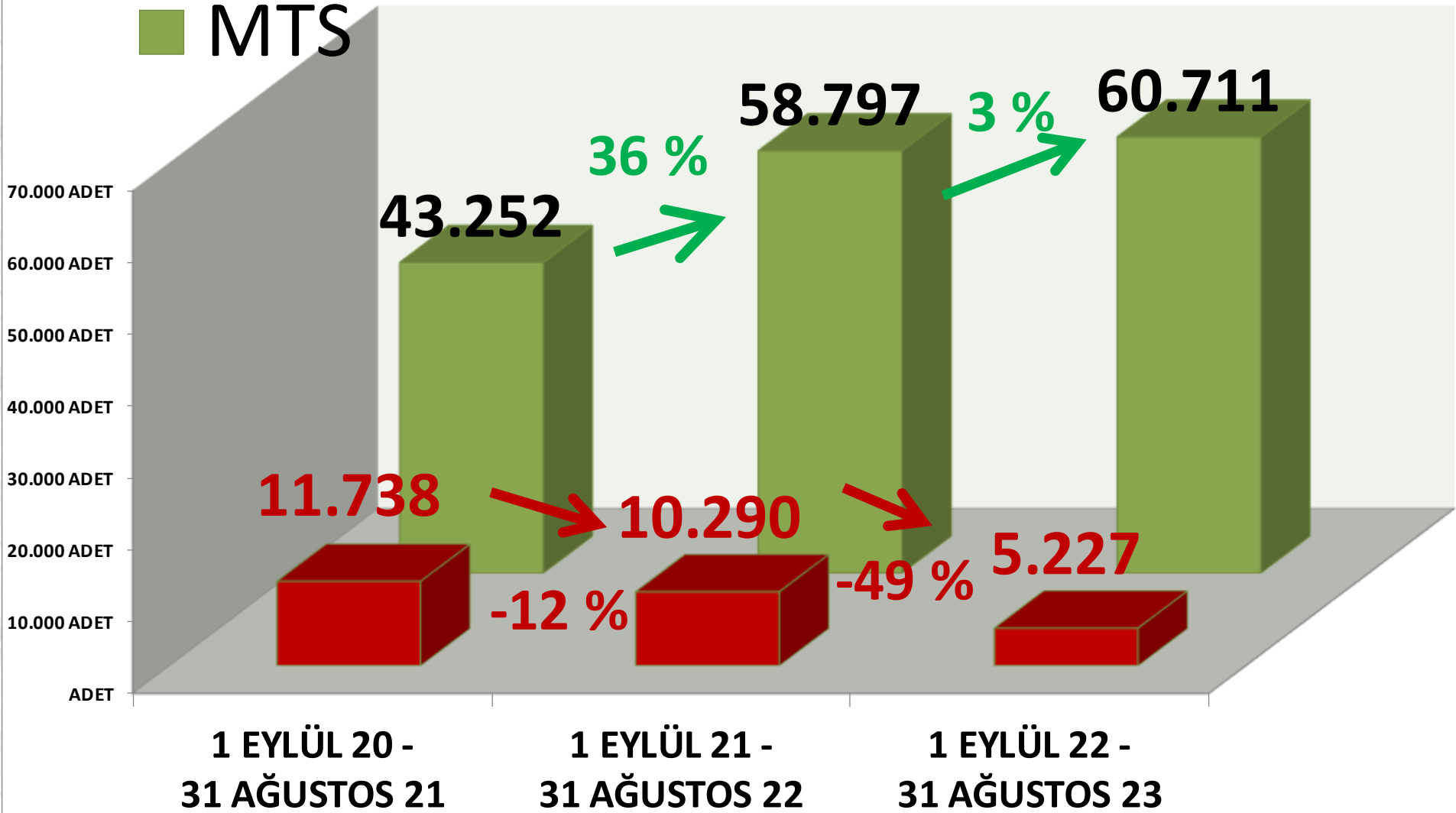
# YILLIK BÜYÜKBAŞ İŞLEM MİKTARI (TON)

■ MTS



# TTS YILLIK KÜÇÜKBAŞ İŞLEM MİKTARI (TON)

■ TTS  
■ MTS





DINLEDİĞİNİZ İÇİN  
TEŞEKKÜR EDERİM

RECEP MENGİ

