



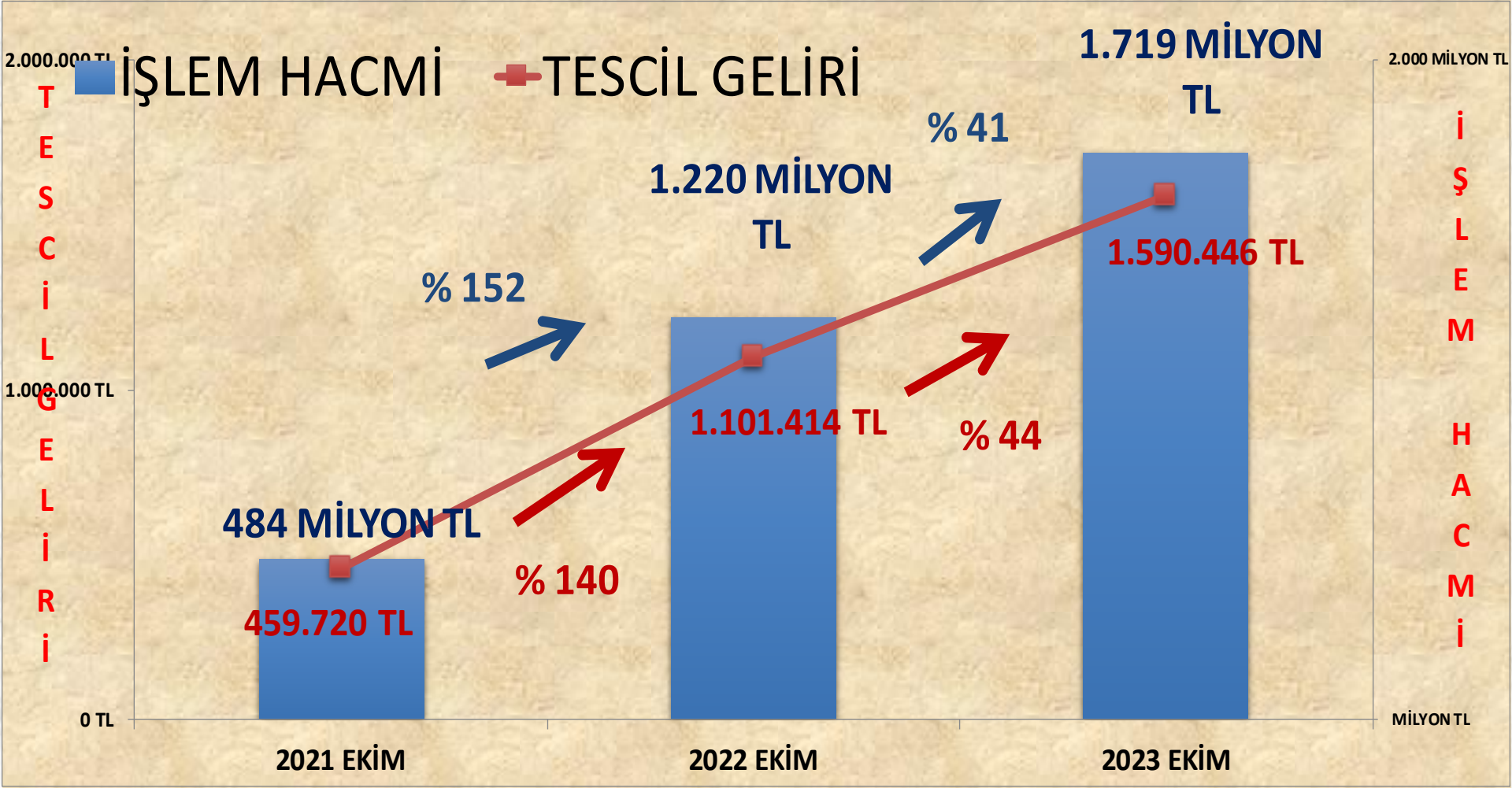
# *EKİM 2023*

# *TESCİL SUNUMU*



# İŞLEM HACMİ VE TESCİL GELİRİ VERİLERİ

	2021 EKİM		2022 EKİM		2023 EKİM
İŞLEM HACMİ	484 MİLYON TL	152%	1.220 MİLYON TL	41%	1.719 MİLYON TL
TESCİL GELİRİ	459.720 TL	140%	1.101.414 TL	44%	1.590.446 TL



# 2022 EKİM

ÜRÜN GRUBU	Miktar(kg./lt/adet)	Tutar(TL)
BAKLIYAT VE MAMÜLLERİ	1.095.047	24.464.387
BİTKİSEL YAĞLAR	0	0
KOTASYON DIŞI ÜRÜNLER	75.279.024	525.112.360
HAM DERİLER VE BAĞIRSAKLAR	36.402	567.694
HAYVANSAL YAĞLAR	35	4.260
HUBUBAT .	41.139.814	176.254.990
HUBUBAT MAMÜLLERİ	1.189.200	7.636.520
KASAPLIK CANLI HAYVANLAR	10.405	64.011.511
KURU MEYVELER	5.082.736	128.625.084
ORMAN MAHSÜLLERİ	305.664	6.908.322
TEKSTİL HAMMADDELERİ	1.577.916	35.533.982
YAĞLI TOHUMLAR	13.389.486	251.238.470
<b><u>TOPLAM</u></b>	<b>139.105.728</b>	<b>1.220.357.598</b>

# 2023 EKİM

<b>ÜRÜN GRUBU</b>	<b>Miktar(kg./lt/adet)</b>	<b>Tutar(TL)</b>
BAKLİYAT VE MAMÜLLERİ	<b>1.082.424</b>	<b>44.027.416</b>
BİTKİSEL YAĞLAR	<b>0</b>	<b>0</b>
KOTASYON DIŐI ÜRÜNLER	<b>56.155.497</b>	<b>879.479.202</b>
HAM DERİLER VE BAĞIRSAKLAR	<b>10.704</b>	<b>144.858</b>
HAYVANSAL YAĞLAR	<b>24</b>	<b>5.400</b>
HUBUBAT .	<b>32.377.503</b>	<b>149.737.007</b>
HUBUBAT MAMÜLLERİ	<b>1.225.184</b>	<b>8.190.743</b>
KASAPLIK CANLI HAYVANLAR	<b>7.942</b>	<b>175.880.461</b>
KURU MEYVELER	<b>813.736</b>	<b>53.864.394</b>
ORMAN MAHSÜLLERİ	<b>270.596</b>	<b>6.841.298</b>
TEKSTİL HAMMADDELERİ	<b>322.316</b>	<b>20.433.022</b>
YAĞLI TOHUMLAR	<b>9.500.636</b>	<b>380.069.938</b>
<b><u>TOPLAM</u></b>	<b>101.766.561</b>	<b>1.718.673.737</b>

# 2022 EKİM - 2023 EKİM DEĞİŞİM

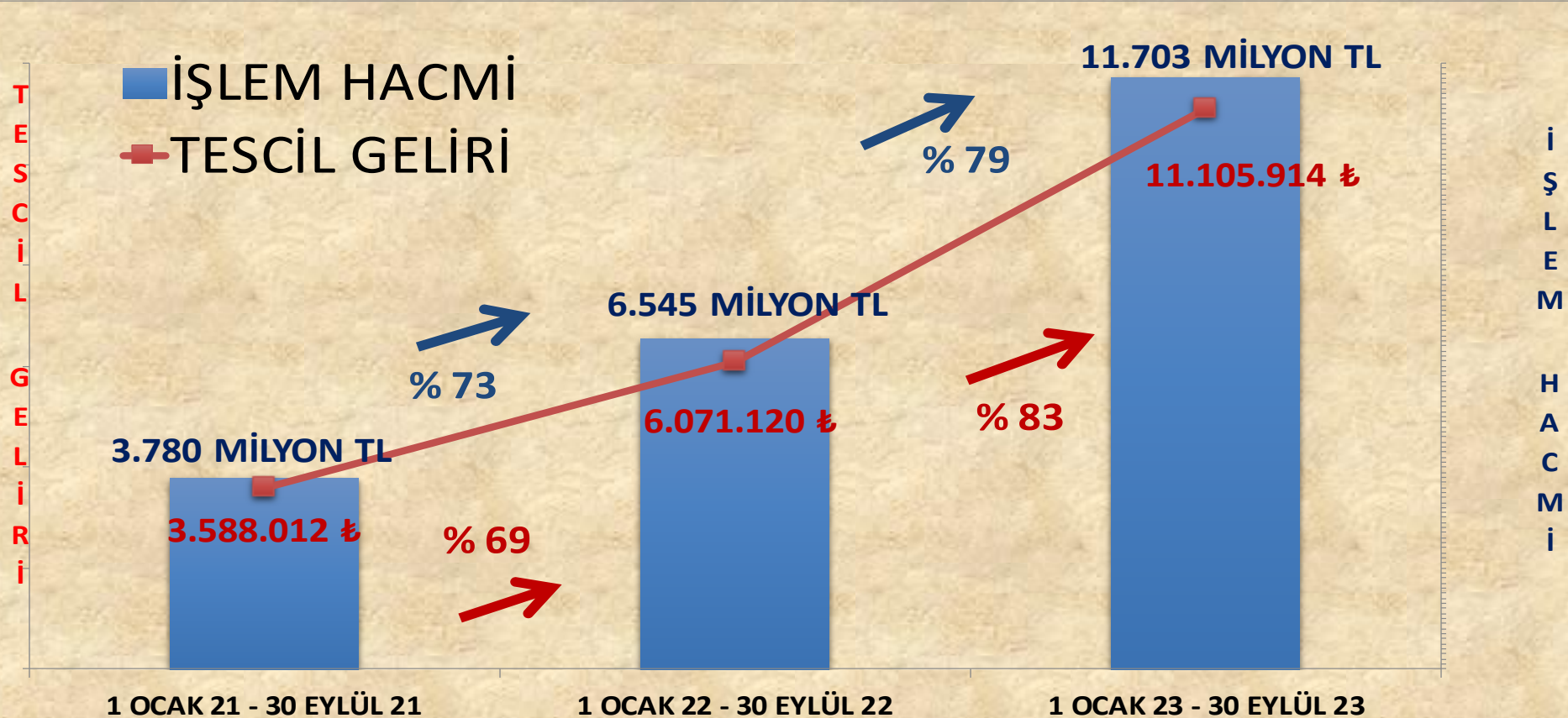
ÜRÜN GRUBU	Miktar(kg./lt/adet)	Tutar(TL)
BAKLİYAT VE MAMÜLLERİ	-12.623	19.563.029
BİTKİSEL YAĞLAR	0	0
KOTASYON DIŞI ÜRÜNLER	-19.123.526	354.366.842
HAM DERİLER VE BAĞIRSAKLAR	-25.698	-422.836
HAYVANSAL YAĞLAR	-11	1.140
HUBUBAT .	-8.762.311	-26.517.990
HUBUBAT MAMÜLLERİ	35.984	554.217
KASAPLIK CANLI HAYVANLAR	-2.463	111.868.950
KURU MEYVELER	-4.269.000	-74.760.690
ORMAN MAHSÜLLERİ	-35.068	-67.024
TEKSTİL HAMMADDELERİ	-1.255.600	-15.100.960
YAĞLI TOHUMLAR	-3.888.851	128.831.462
<b><u>TOPLAM</u></b>	<b>-37.339.167</b>	<b>498.316.139</b>

# 2022 EKİM - 2023 EKİM DEĞİŞİM ORANI

ÜRÜN GRUBU	Miktar(kg./lt/adet)	Tutar(TL)
BAKLİYAT VE MAMÜLLERİ	-1%	80%
BİTKİSEL YAĞLAR	-	-
KOTASYON DIŞI ÜRÜNLER	-25%	67%
HAM DERİLER VE BAĞIRSAKLAR	-71%	-74%
HAYVANSAL YAĞLAR	-31%	27%
HUBUBAT .	-21%	-15%
HUBUBAT MAMÜLLERİ	3%	7%
KASAPLIK CANLI HAYVANLAR	-24%	175%
KURU MEYVELER	-84%	-58%
ORMAN MAHSÜLLERİ	-11%	-1%
TEKSTİL HAMMADDELERİ	-80%	-42%
YAĞLI TOHUMLAR	-29%	51%
<b><u>TOPLAM</u></b>	<b>-27%</b>	<b>41%</b>

# İŞLEM HACMİ VE TESCİL GELİRİ VERİLERİ

	1 OCAK 21 - 31 EKİM 21	1 OCAK 22 - 31 EKİM 22	1 OCAK 23 - 31 EKİM 23
İŞLEM HACMI	3.780 MİLYON TL	73% 6.545 MİLYON TL	79% 11.703 MİLYON TL
TESCİL GELİRİ	3.588.012 TL	69% 6.071.120 TL	83% 11.105.914 TL



# 1 OCAK - 31 EKİM 2022

	Miktar(kg./lt/adet)	Tutar(TL)
BAKLİYAT VE MAMÜLLERİ	5.224.505	101.057.691
BİTKİSEL YAĞLAR	4.250	151.990
KOTASYON DIŐI ÜRÜNLER	509.827.819	3.130.827.603
HAM DERİLER VE BAĞIRSAKLAR	295.745	3.994.910
HAYVANSAL YAĞLAR	2.580	149.185
HUBUBAT .	158.661.381	840.876.533
HUBUBAT MAMÜLLERİ	3.157.923	19.063.778
KASAPLIK CANLI HAYVANLAR	89.785	505.668.645
KURU MEYVELER	14.830.828	363.517.376
MEYVE ÇEKİRDEKLERİ	500	15.939
ORMAN MAHSÜLLERİ	3.361.734	37.019.079
TEKSTİL HAMMADDELERİ	20.194.304	508.388.183
YAĞLI TOHUMLAR	65.625.152	1.034.405.051
<b><u>TOPLAM</u></b>	<b>781.276.505</b>	<b>6.545.135.961</b>



# 1 OCAK - 31 EKİM 2023

	Miktar(kg./lt/adet)	Tutar(TL)
BAKLİYAT VE MAMÜLLERİ	4.445.956	151.814.137
BİTKİSEL YAĞLAR	484.795	68.243.427
KOTASYON DIŞI ÜRÜNLER	549.492.485	5.979.394.666
HAM DERİLER VE BAĞIRSAKLAR	1.102.880	3.296.374
HAYVANSAL YAĞLAR	1.005	120.562
HUBUBAT .	320.185.133	1.831.036.996
HUBUBAT MAMÜLLERİ	6.597.864	30.931.970
KASAPLIK CANLI HAYVANLAR	76.177	1.090.194.133
KURU MEYVELER	13.763.884	515.868.252
MEYVE ÇEKİRDEKLERİ	3.224	41.912
ORMAN MAHSÜLLERİ	1.489.701	32.349.235
TEKSTİL HAMMADDELERİ	20.544.808	542.741.556
YAĞLI TOHUMLAR	41.084.389	1.457.462.566
<b><u>TOPLAM</u></b>	<b>959.272.300</b>	<b>11.703.495.786</b>

# 1 OCAK - 31 EKİM 2022-23 DEĞİŞİM

	Miktar(kg./lt/adet)	Tutar(TL)
BAKLİYAT VE MAMÜLLERİ	-778.549	50.756.446
BITKİSEL YAĞLAR	480.545	68.091.437
KOTASYON DIŞI ÜRÜNLER	39.664.666	2.848.567.064
HAM DERİLER VE BAĞIRSAKLAR	807.135	-698.536
HAYVANSAL YAĞLAR	-1.575	-28.623
HUBUBAT .	161.523.752	990.160.463
HUBUBAT MAMÜLLERİ	3.439.941	11.868.192
KASAPLIK CANLI HAYVANLAR	-13.608	584.525.489
KURU MEYVELER	-1.066.943	152.350.875
MEYVE ÇEKİRDEKLERİ	2.724	25.973
ORMAN MAHSÜLLERİ	-1.872.033	-4.669.844
TEKSTİL HAMMADDELERİ	350.504	34.353.373
YAĞLI TOHUMLAR	-24.540.763	423.057.516
<b><u>TOPLAM</u></b>	<b>177.995.796</b>	<b>5.158.359.825</b>

# 1 OCAK - 31 EKİM 2022-23 DEĞİŞİM ORANI

	Miktar(kg./lt/adet)	Tutar(TL)
BAKLİYAT VE MAMÜLLERİ	-15%	50%
BİTKİSEL YAĞLAR	11307%	44800%
KOTASYON DIŞI ÜRÜNLER	8%	91%
HAM DERİLER VE BAĞIRSAKLAR	273%	-17%
HAYVANSAL YAĞLAR	-61%	-19%
HUBUBAT .	102%	118%
HUBUBAT MAMÜLLERİ	109%	62%
KASAPLIK CANLI HAYVANLAR	-15%	116%
KURU MEYVELER	-7%	42%
MEYVE ÇEKİRDEKLERİ	545%	163%
ORMAN MAHSÜLLERİ	-56%	-13%
TEKSTİL HAMMADDELERİ	2%	7%
YAĞLI TOHUMLAR	-37%	41%
<b><u>TOPLAM</u></b>	<b>23%</b>	<b>79%</b>

# ARPA

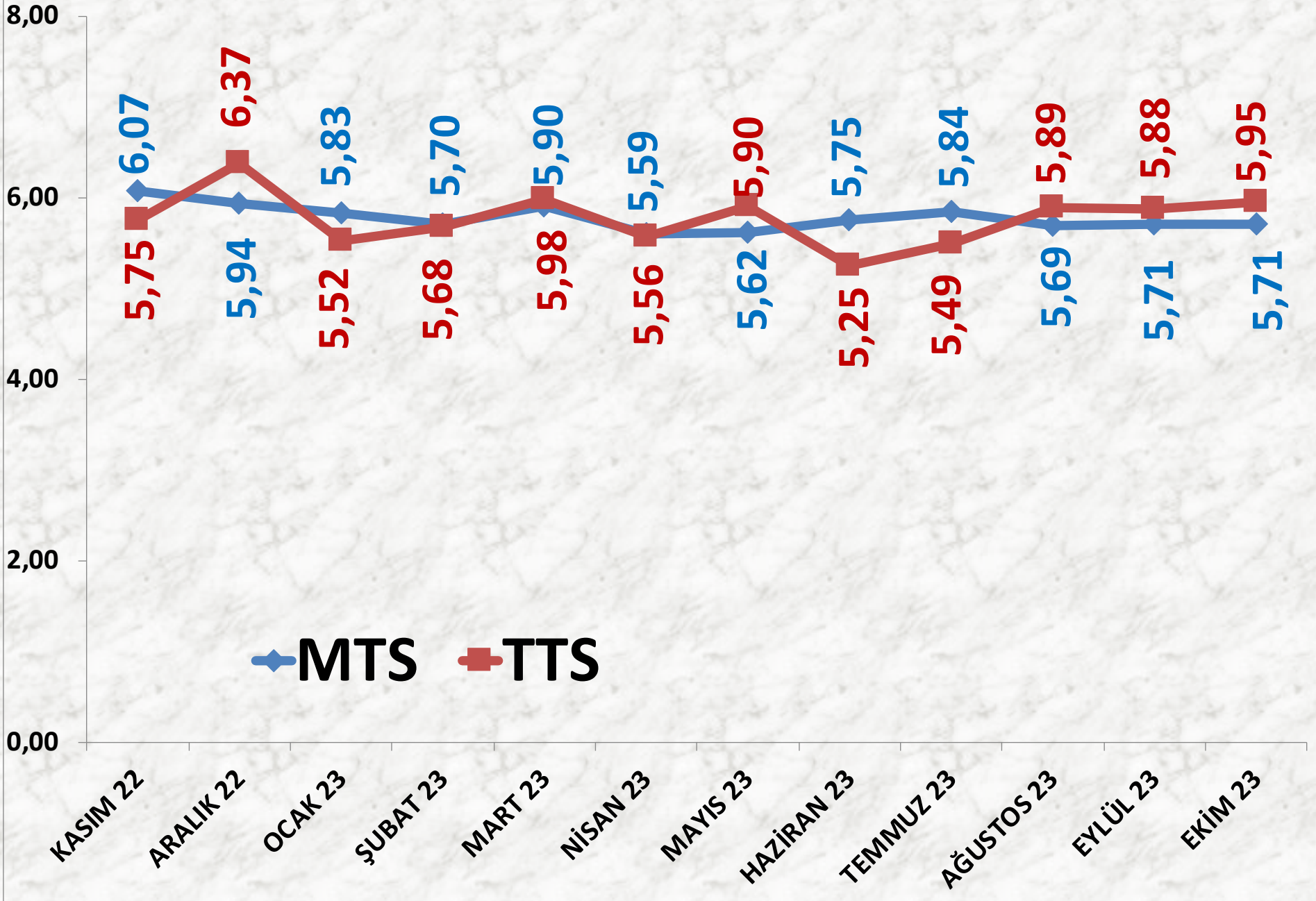
<b>İŞLEM MİKTARI TON</b>	<b>2021 EKİM</b>	<b>2022 EKİM</b>		<b>2023 EKİM</b>	
MTS	623 TON	95%	1.212 TON	180%	3.391 TON
TTS	18 TON	1907%	367 TON	326%	1.565 TON

<b>EN AZ FİYAT</b>	<b>2021 EKİM</b>	<b>2022 EKİM</b>		<b>2023 EKİM</b>	
MTS	1,87 TL	189%	5,40 TL	-7%	5,00 TL
TTS	2,39 TL	138%	5,70 TL	-4%	5,50 TL

<b>EN ÇOK FİYAT</b>	<b>2021 EKİM</b>	<b>2022 EKİM</b>		<b>2023 EKİM</b>	
MTS	2,90 TL	124%	6,51 TL	0%	6,50 TL
TTS	2,65 TL	164%	7,00 TL	-3%	6,80 TL

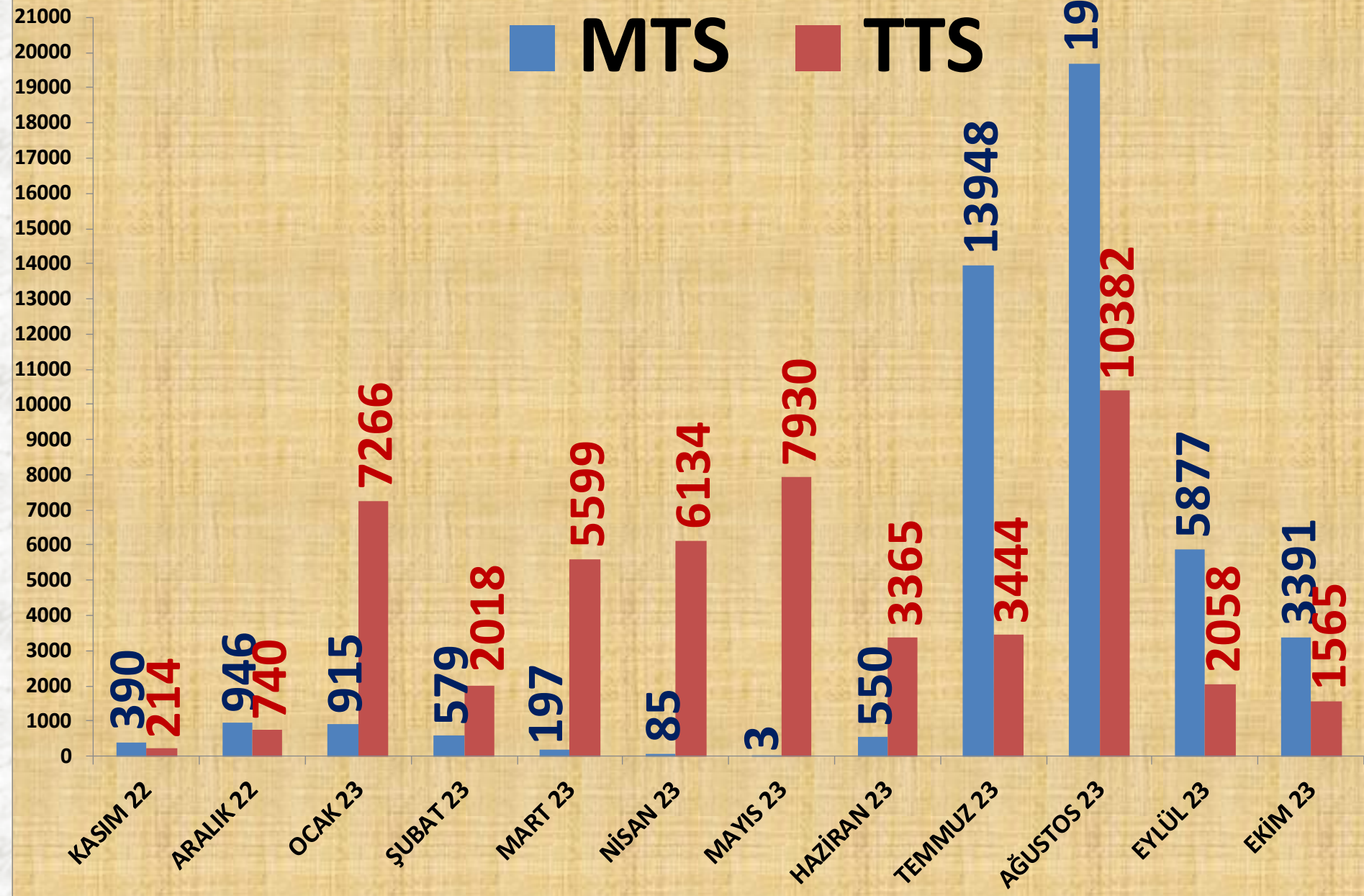
<b>ORTALAMA FİYAT</b>	<b>2021 EKİM</b>	<b>2022 EKİM</b>		<b>2023 EKİM</b>	
MTS	2,50 TL	135%	5,88 TL	-3%	5,71 TL
TTS	2,65 TL	128%	6,04 TL	-1%	5,95 TL

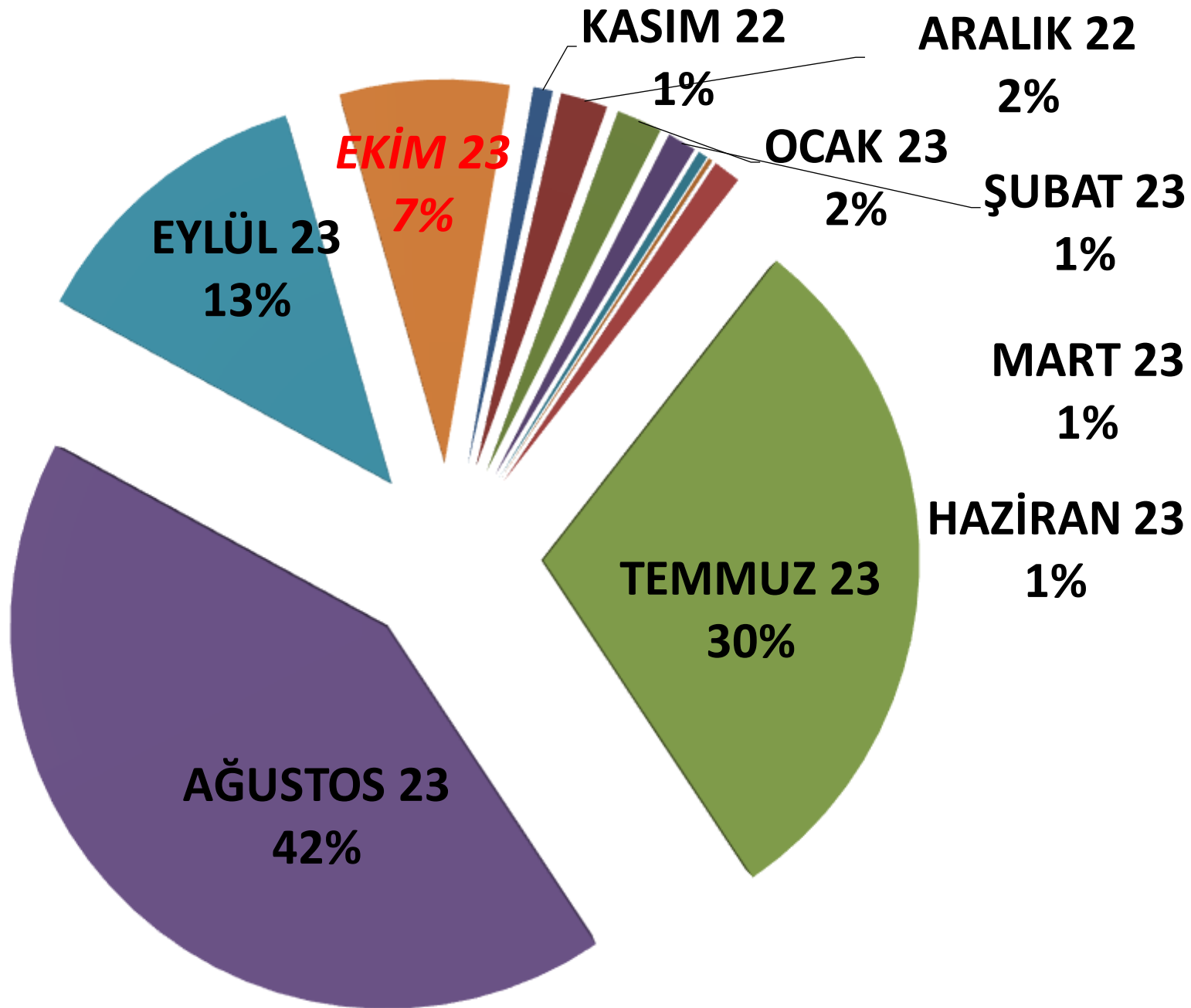
# AYLIK ARPA FİYAT TRENDİ (TL)



# AYLIK ARPA İŞLEM MİKTARI (TON)

■ MTS ■ TTS





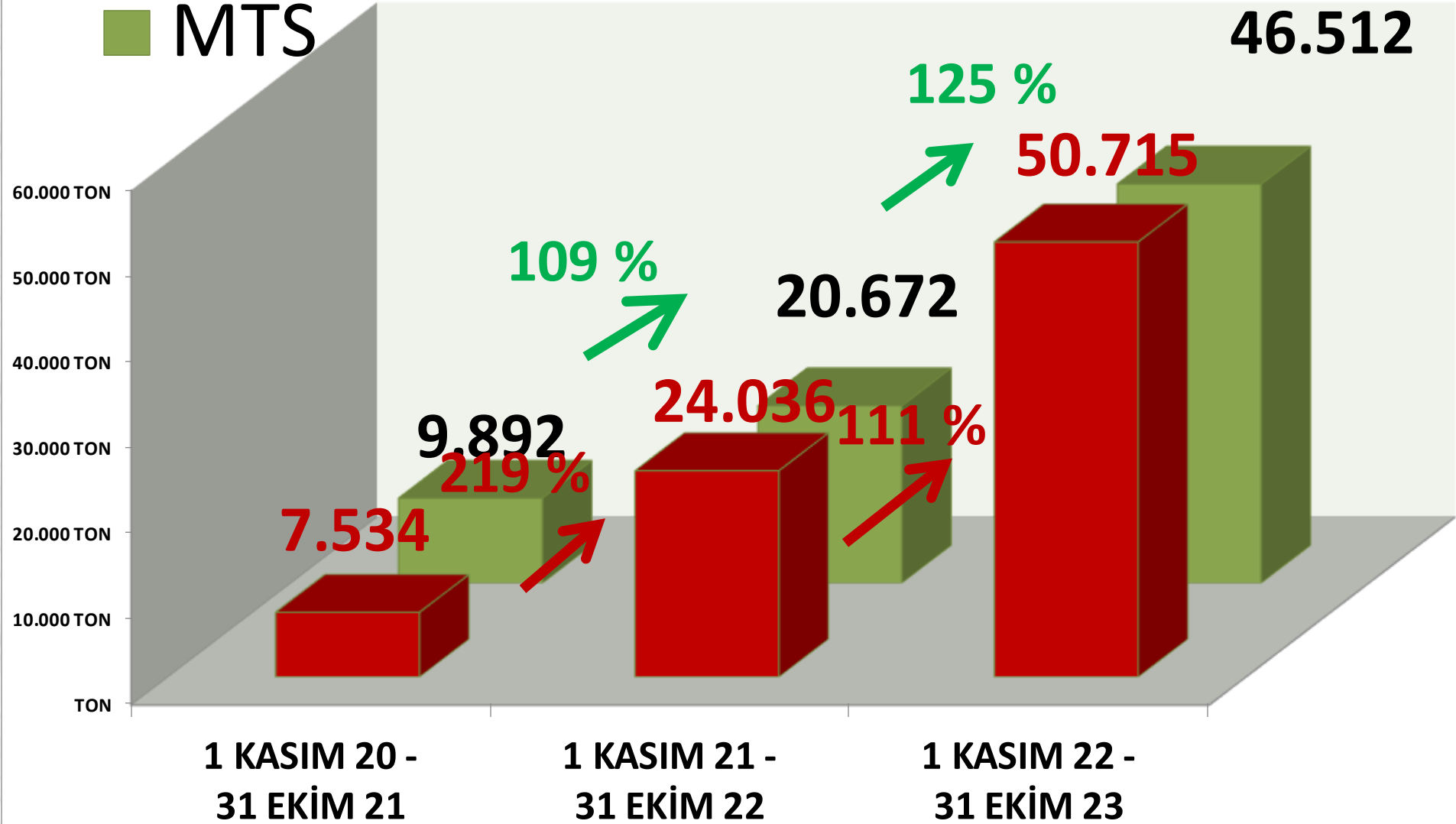
**AYLIK ARPA MTS İŞLEM MİKTARI ORANLARI**

■ TTS

# YILLIK ARPA İŞLEM MİKTARI (TON)

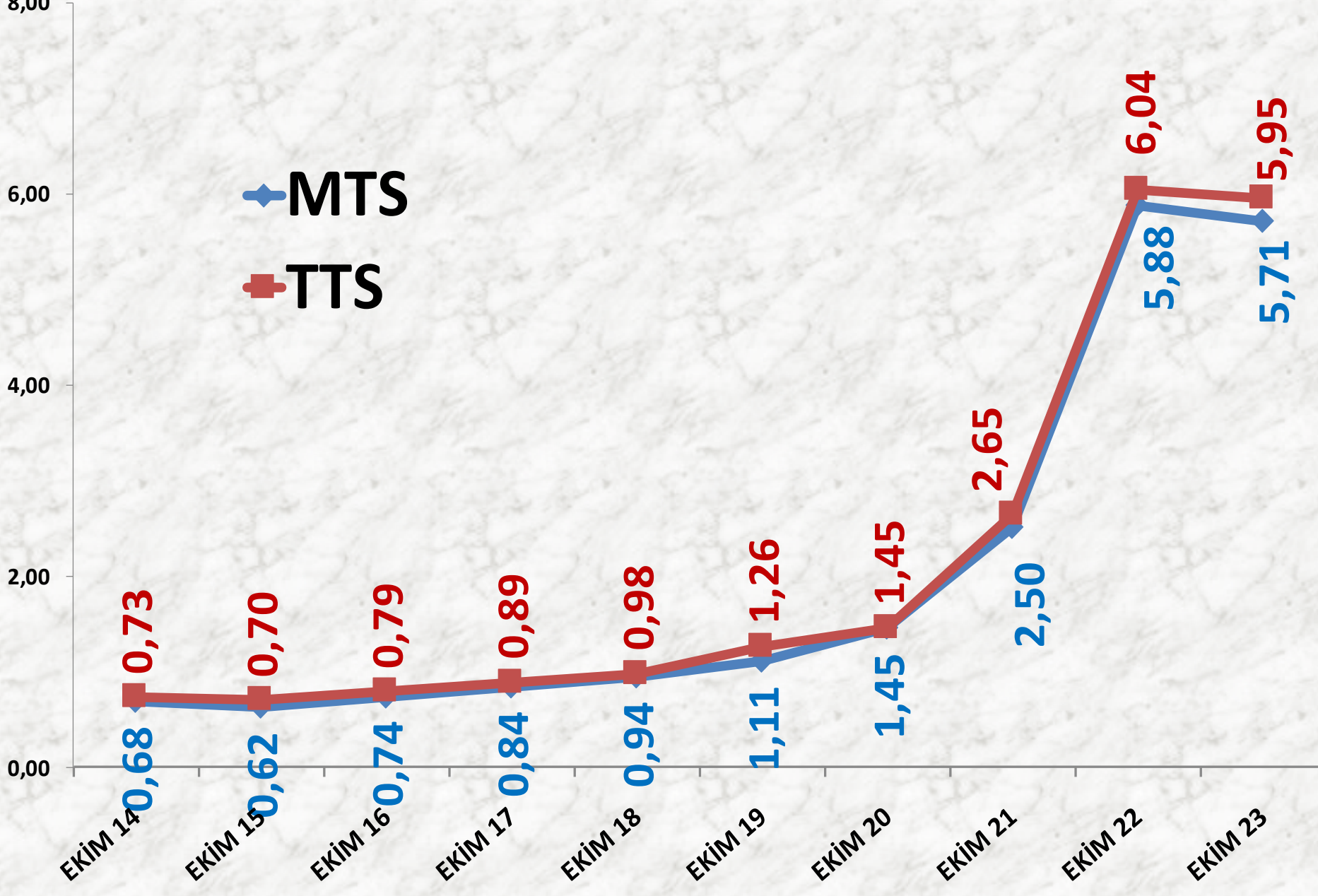
■ MTS

46.512





# EKİM AYLARI ARPA FİYAT TRENDİ (TL)



# BUĞDAY

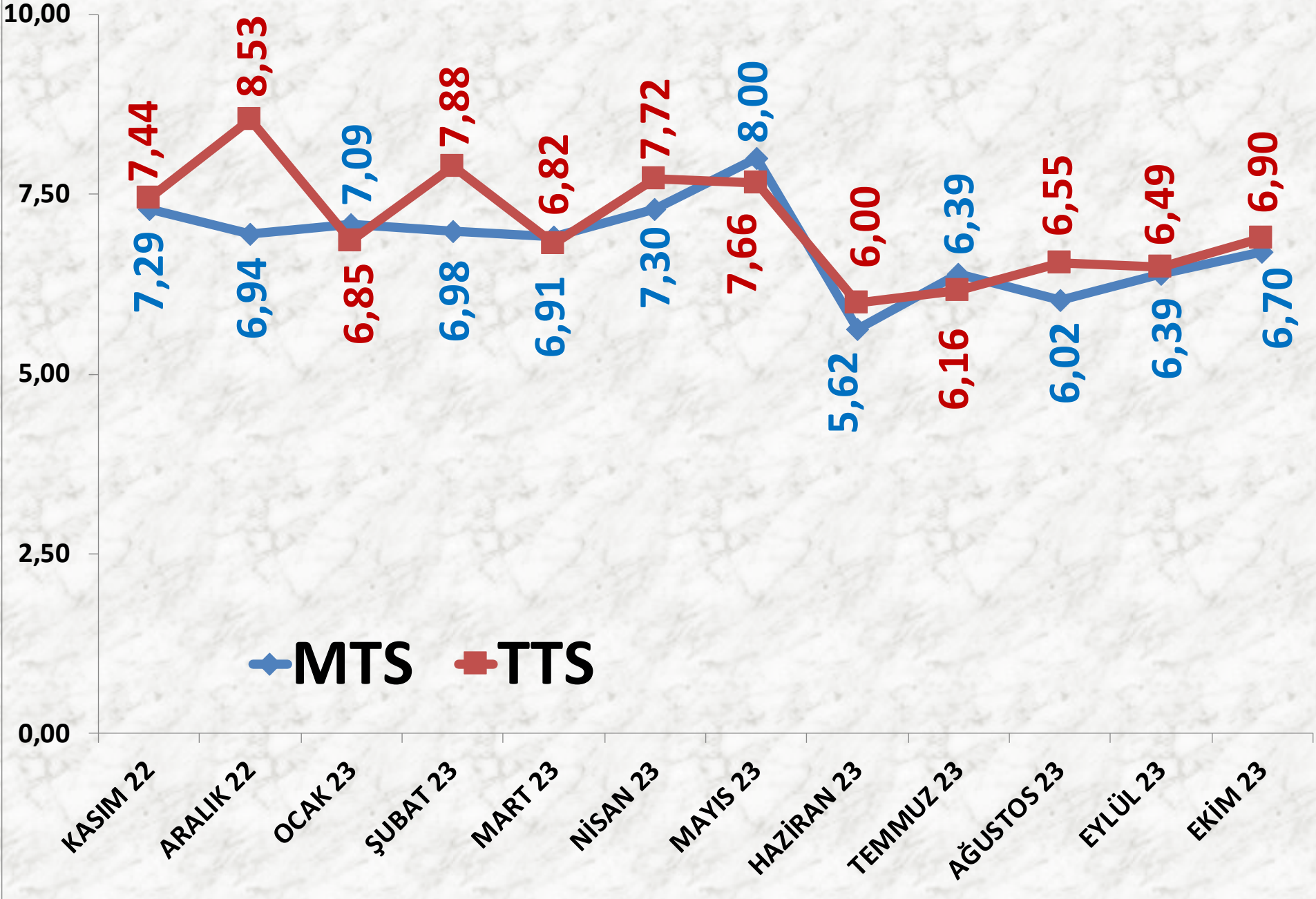
<b>İŞLEM MİKTARI TON</b>	<b>2021 EKİM</b>	<b>2022 EKİM</b>		<b>2023 EKİM</b>	
MTS	623 TON	95%	1.212 TON	180%	3.391 TON
TTS	18 TON	1907%	367 TON	326%	1.565 TON

<b>EN AZ FİYAT</b>	<b>2021 EKİM</b>	<b>2022 EKİM</b>		<b>2023 EKİM</b>	
MTS	2,05 TL	168%	5,50 TL	-8%	5,06 TL
TTS	2,51 TL	135%	5,90 TL	-3%	5,70 TL

<b>EN ÇOK FİYAT</b>	<b>2021 EKİM</b>	<b>2022 EKİM</b>		<b>2023 EKİM</b>	
MTS	3,12 TL	156%	8,00 TL	9%	8,68 TL
TTS	3,15 TL	157%	8,10 TL	13%	9,13 TL

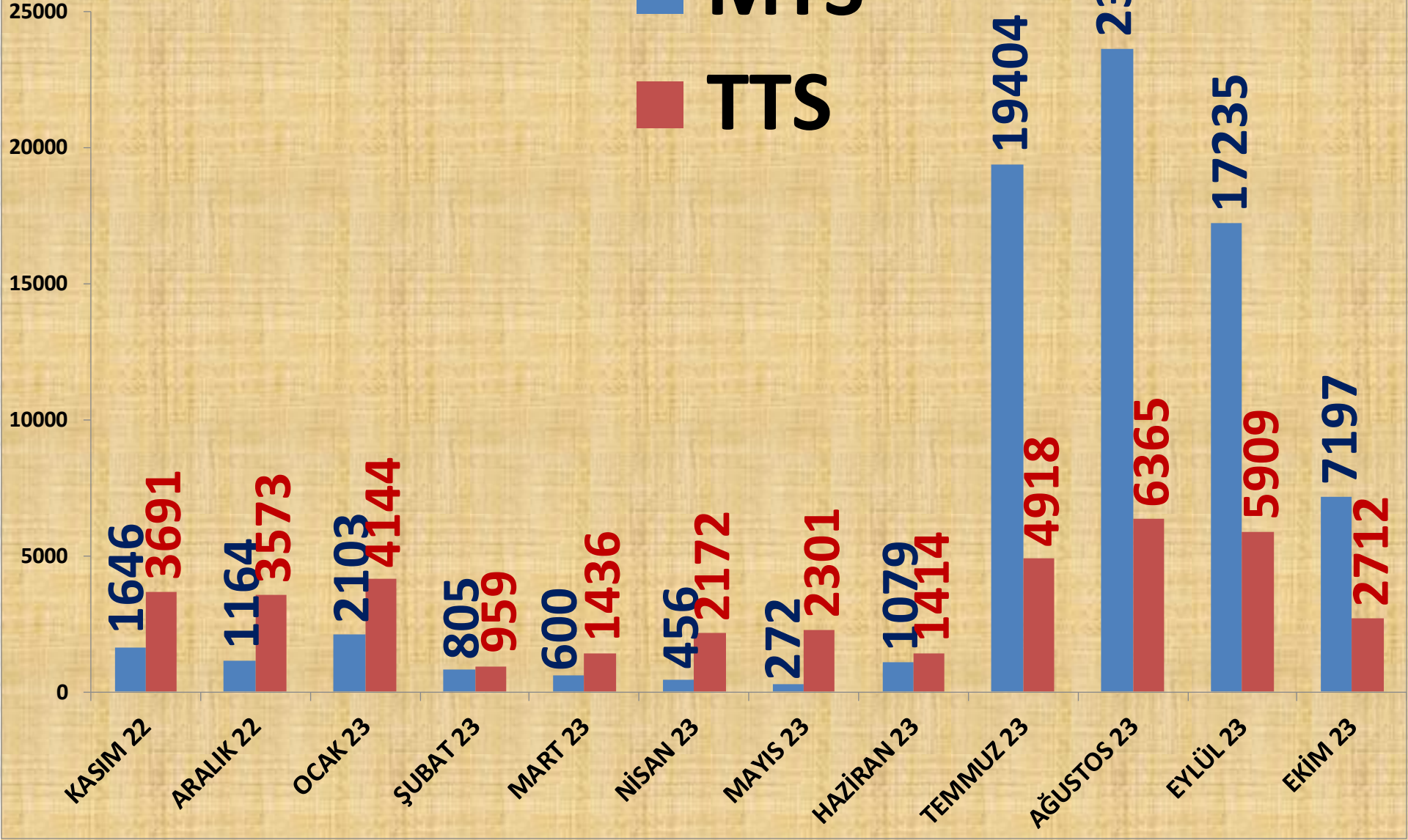
<b>ORTALAMA FİYAT</b>	<b>2021 EKİM</b>	<b>2022 EKİM</b>		<b>2023 EKİM</b>	
MTS	2,59 TL	157%	6,65 TL	1%	6,70 TL
TTS	2,72 TL	160%	7,05 TL	-2%	6,90 TL

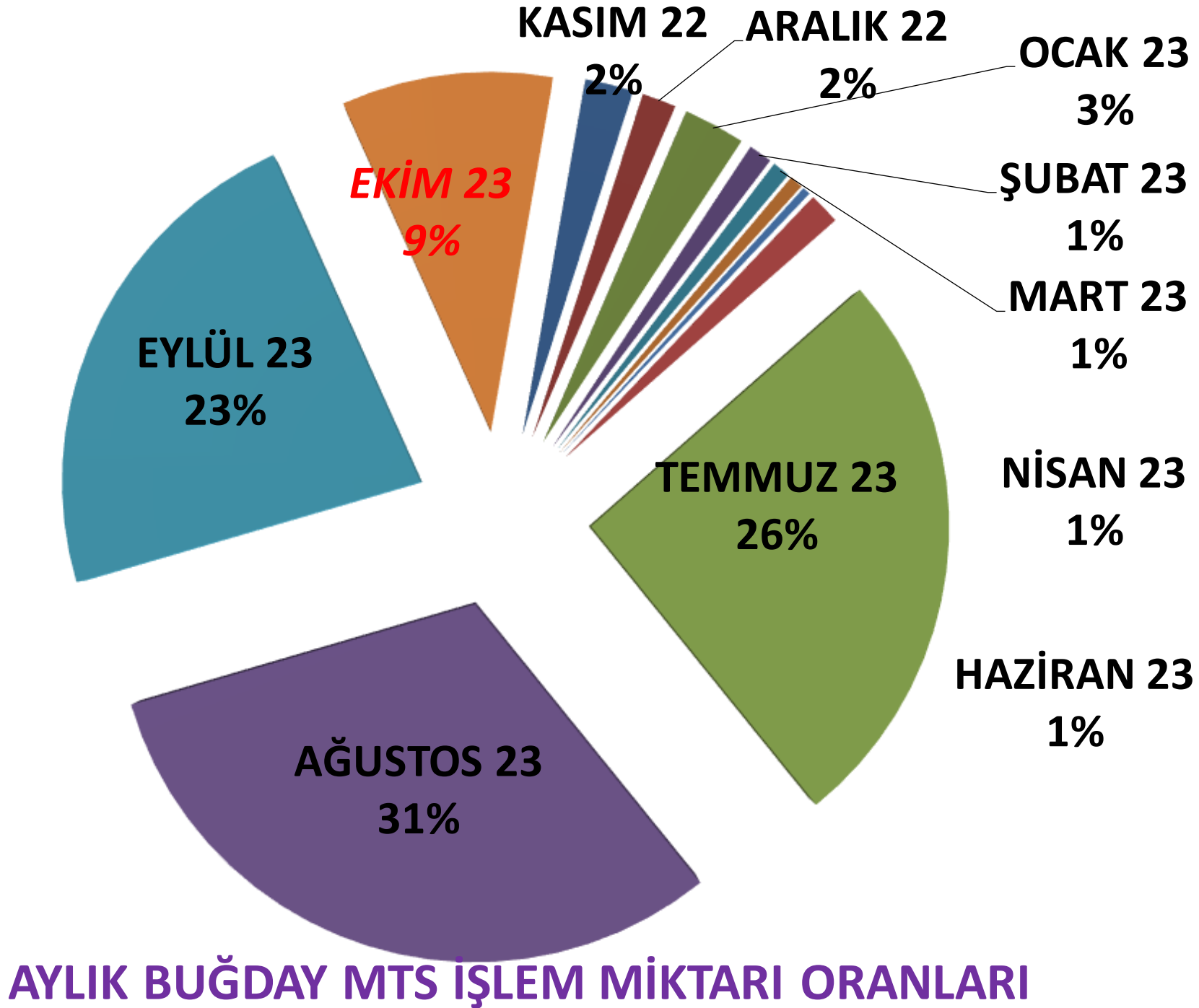
# AYLIK BUĞDAY FİYAT TRENDİ (TL)



# AYLIK BUĞDAY İŞLEM MİKTARI (TON)

■ MTS  
■ TTS

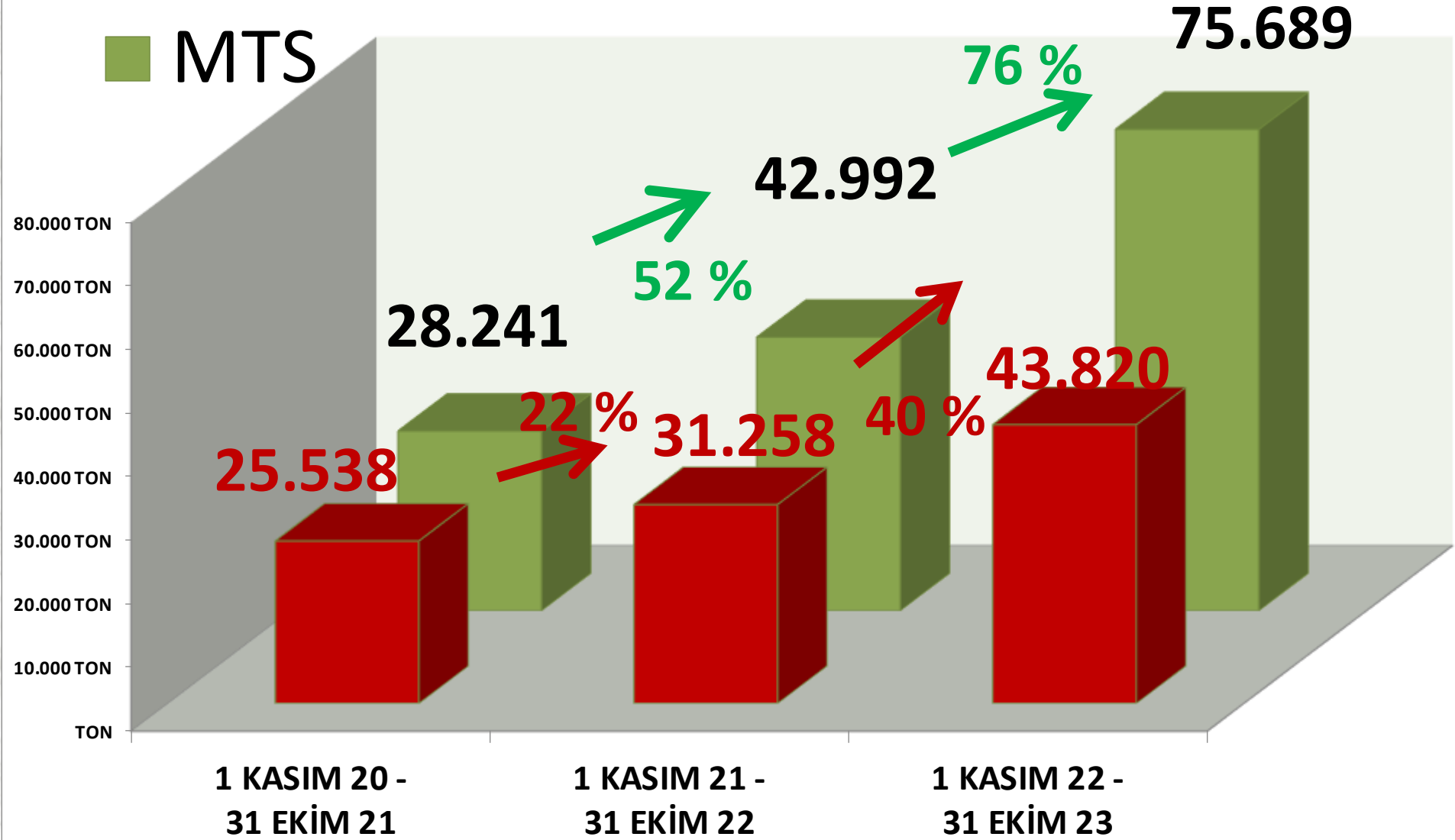




■ TTS

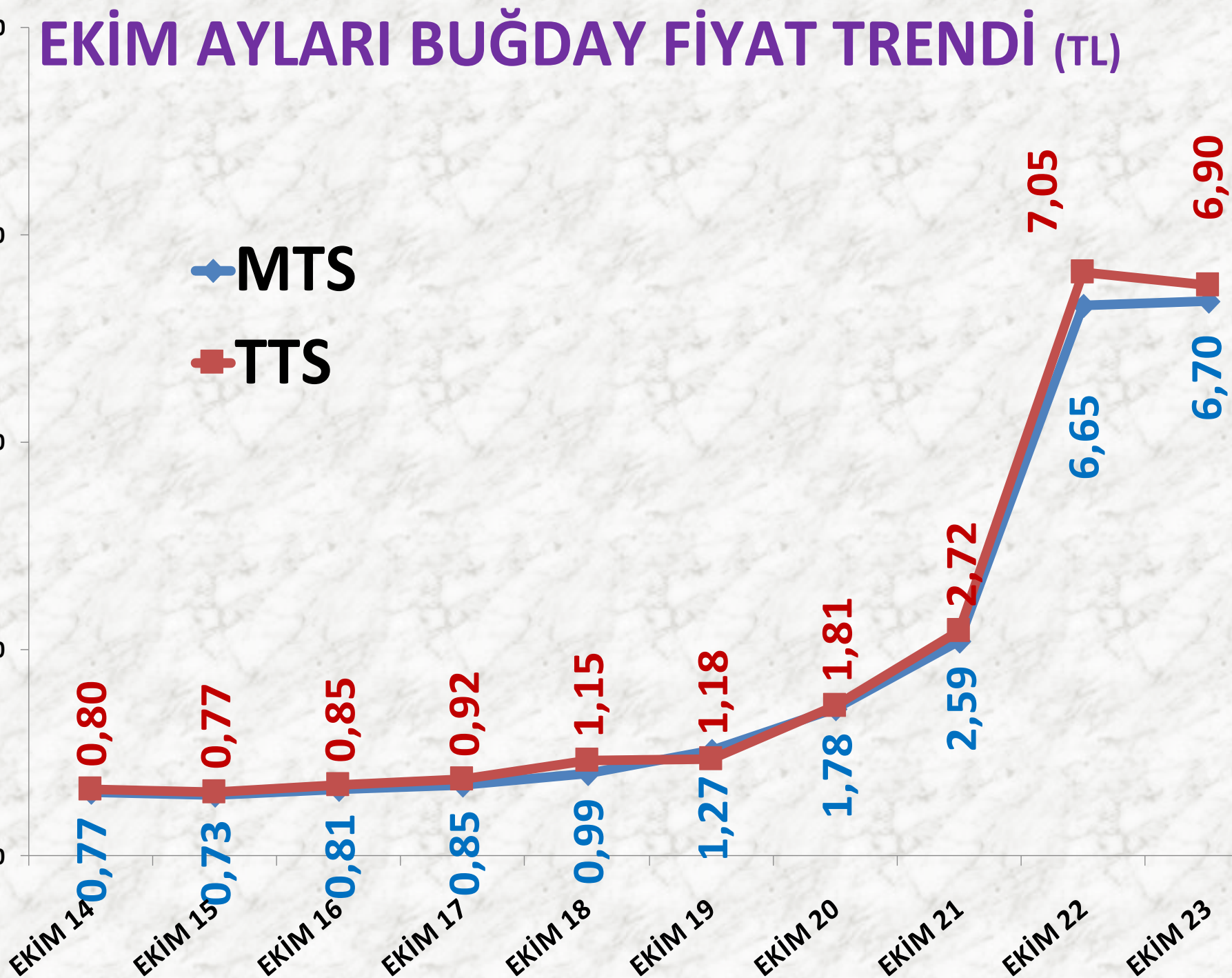
# YILLIK BUĞDAY İŞLEM MİKTARI (TON)

■ MTS



# EKİM AYLARI BUĞDAY FİYAT TRENDİ (TL)

◆ MTS  
■ TTS



# MISIR DANE

<b>İŞLEM MİKTARI TON</b>	<b>2021 EKİM</b>	<b>2022 EKİM</b>		<b>2023 EKİM</b>	
MTS	2.711 TON	260%	9.764 TON	-83%	1.616 TON
TTS	2.493 TON	271%	9.261 TON	-75%	2.343 TON

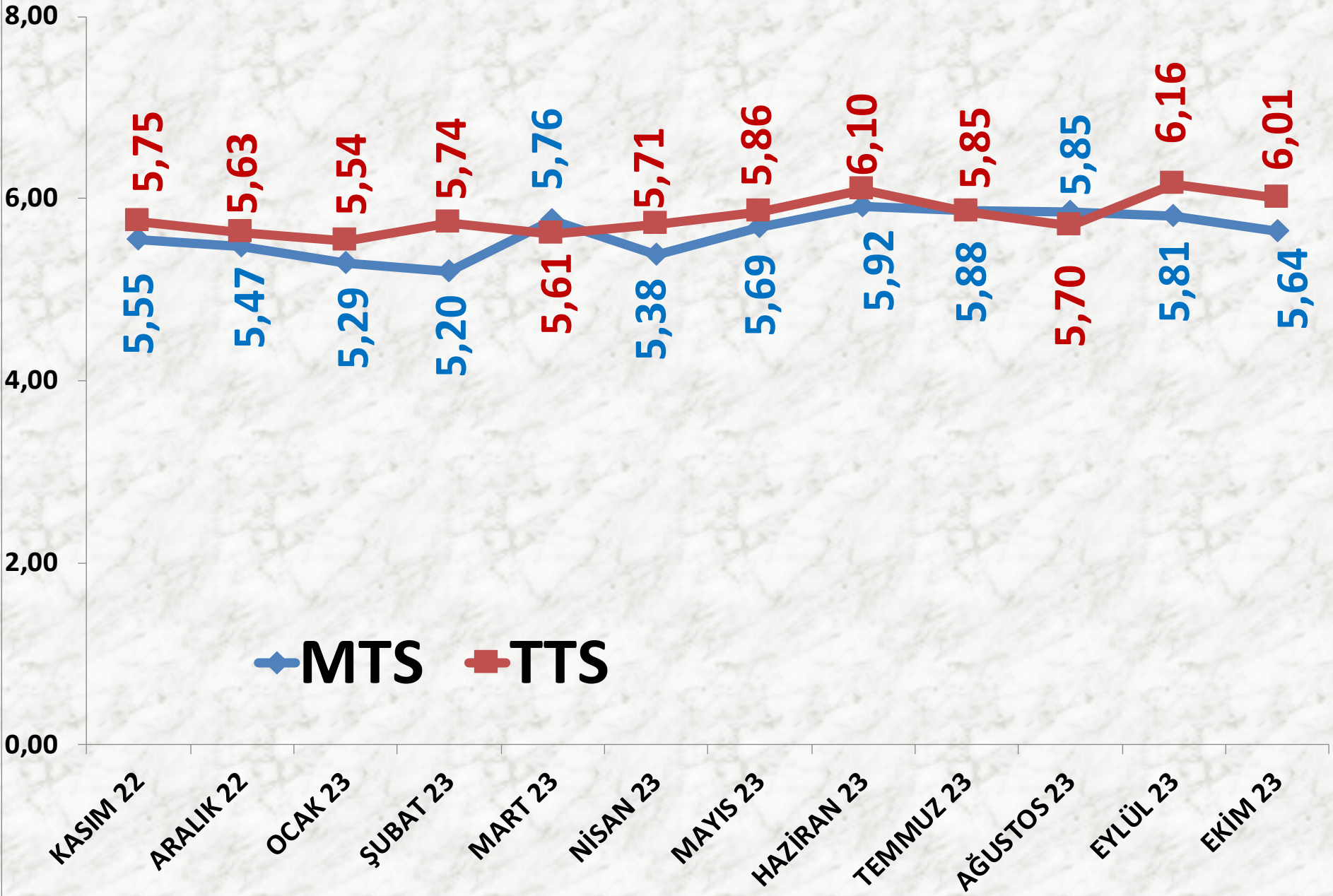
<b>EN AZ FİYAT</b>	<b>2021 EKİM</b>	<b>2022 EKİM</b>		<b>2023 EKİM</b>	
MTS	2,50 TL	112%	5,30 TL	2%	5,40 TL
TTS	1,70 TL	196%	5,03 TL	9%	5,50 TL

<b>EN ÇOK FİYAT</b>	<b>2021 EKİM</b>	<b>2022 EKİM</b>		<b>2023 EKİM</b>	
MTS	2,77 TL	138%	6,60 TL	-3%	6,38 TL
TTS	2,86 TL	171%	7,75 TL	-20%	6,20 TL

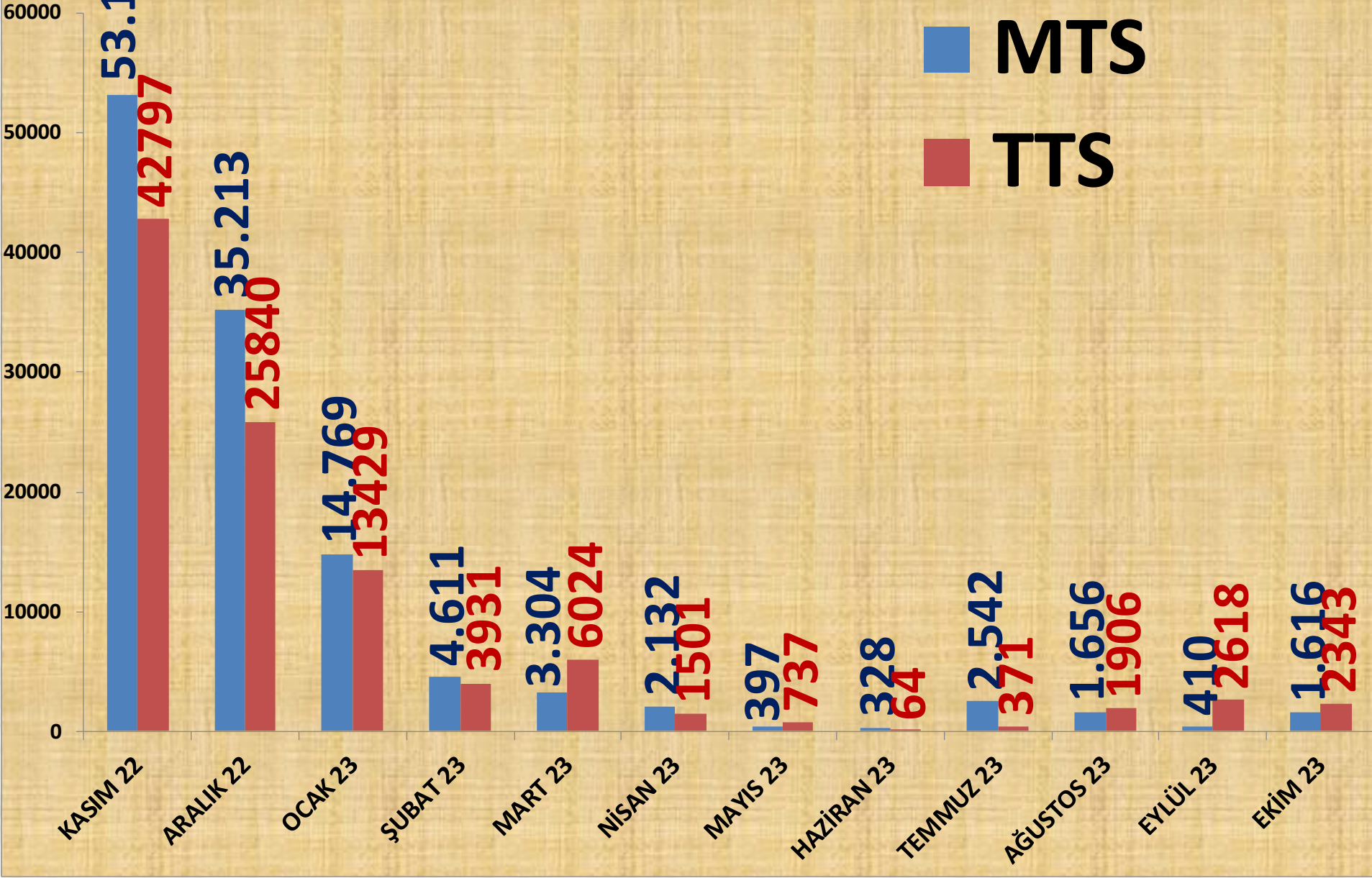
<b>ORTALAMA FİYAT</b>	<b>2021 EKİM</b>	<b>2022 EKİM</b>		<b>2023 EKİM</b>	
MTS	2,63 TL	115%	5,65 TL	0%	5,64 TL
TTS	2,73 TL	116%	5,91 TL	2%	6,01 TL

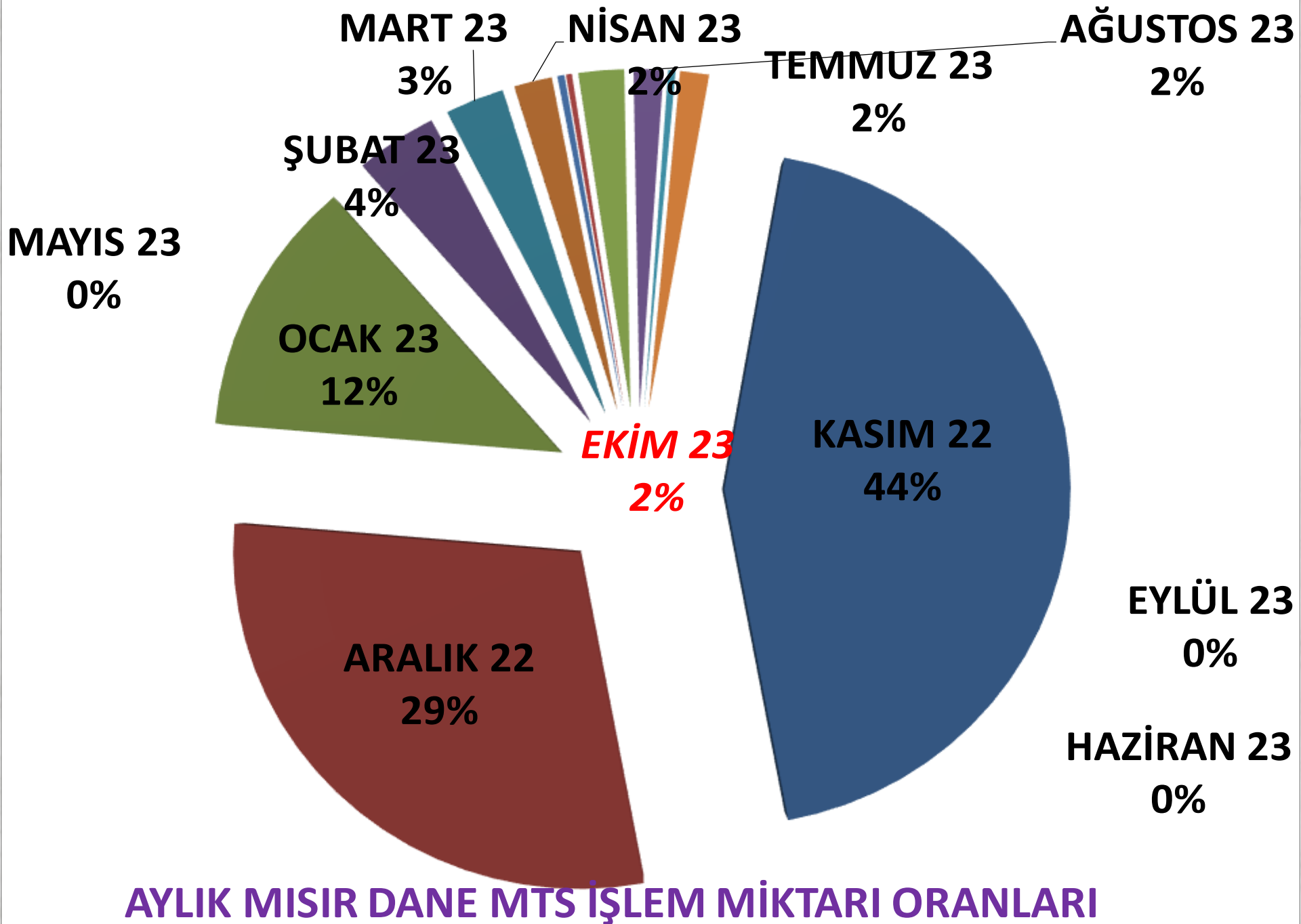


# AYLIK MISIR DANE FİYAT TRENDİ (TL)



# AYLIK MISIR DANE İŞLEM MİKTARI (TON)

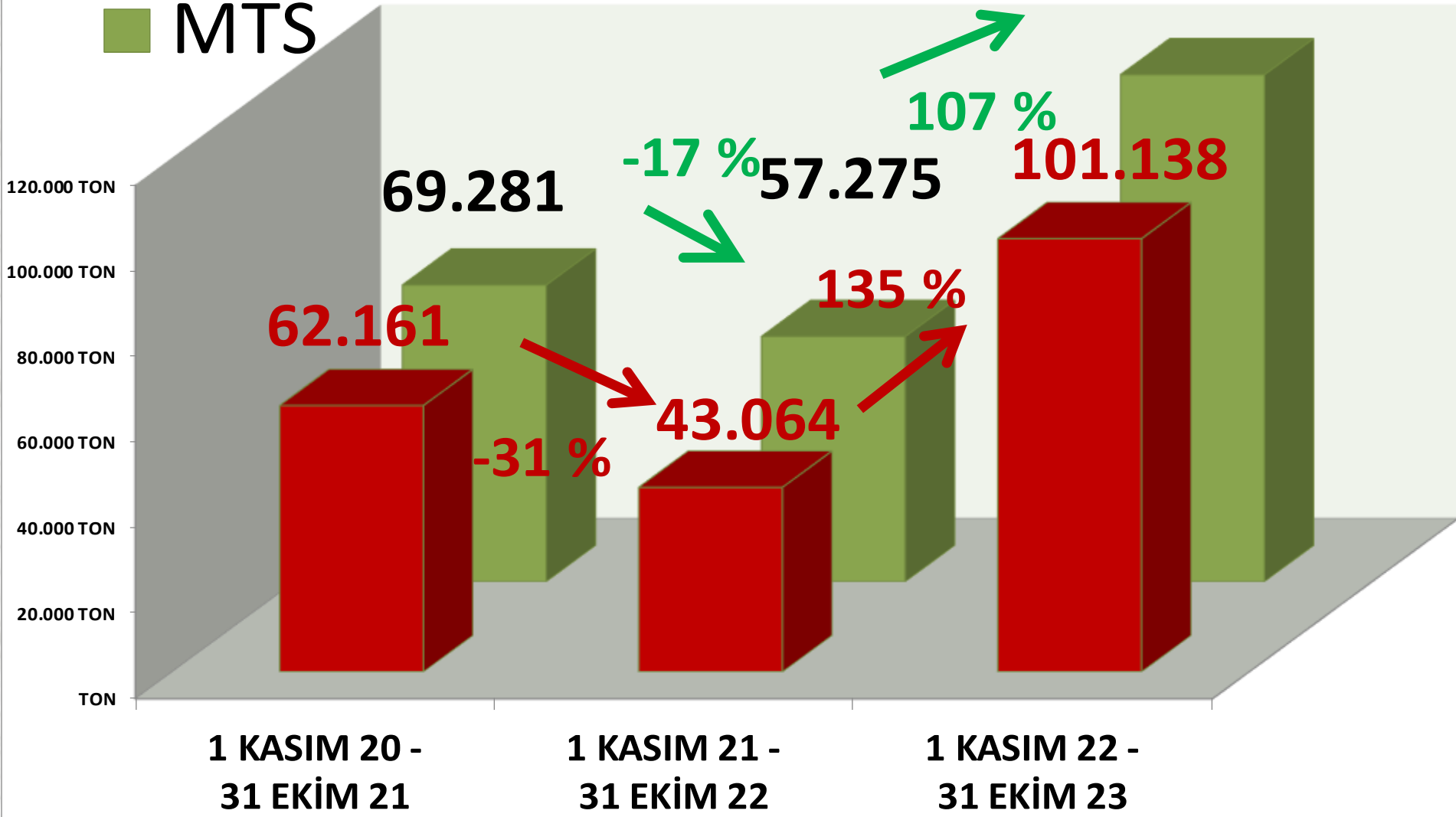




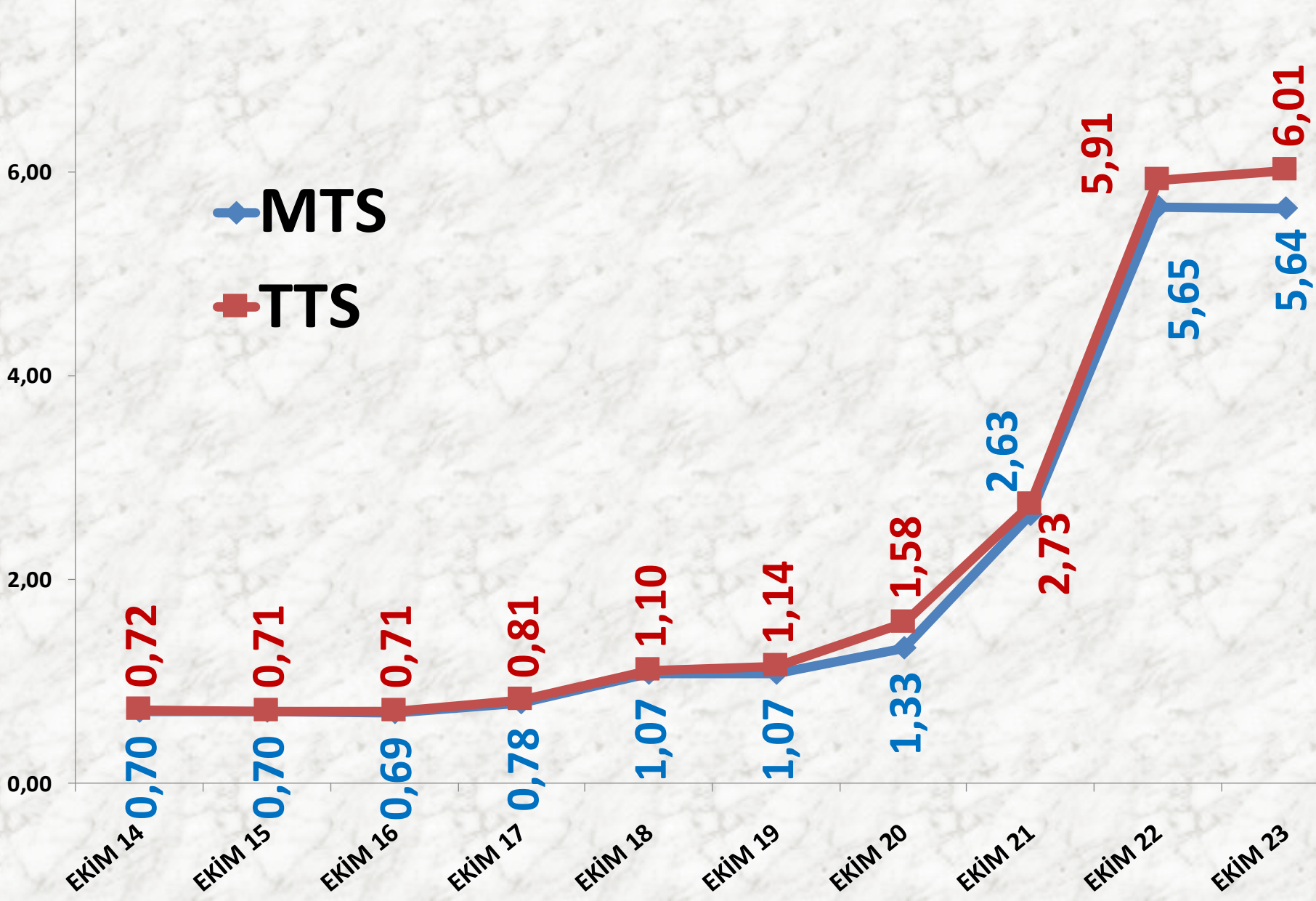
■ TTS

# YILLIK MISIR DANE İŞLEM MİKTARI (TON)

■ MTS



# EKİM AYLARI MISIR DANE FİYAT TRENDİ (TL)



# NOHUT

<b>İŞLEM MİKTARI TON</b>	<b>2021 EKİM</b>	<b>2022 EKİM</b>		<b>2023 EKİM</b>	
MTS	468 TON	126%	1.060 TON	-10%	954 TON
TTS	133 TON	-100%	0	-	126 TON

<b>EN AZ FİYAT</b>	<b>2021 EKİM</b>	<b>2022 EKİM</b>		<b>2023 EKİM</b>	
MTS	7,08 TL	89%	13,37 TL	49%	19,93 TL
TTS	6,00 TL	-	-	-	30,00 TL

<b>EN ÇOK FİYAT</b>	<b>2021 ŞUBAT</b>	<b>2022 MART</b>		<b>2023 MART</b>	
MTS	12,16 TL	106%	25,00 TL	51%	37,79 TL
TTS	7,50 TL	100%	15,00 TL	103%	30,50 TL

<b>ORTALAMA FİYAT</b>	<b>2021 EKİM</b>	<b>2022 EKİM</b>		<b>2023 EKİM</b>	
MTS	9,45 TL	141%	22,77 TL	80%	41,07 TL
TTS	8,72 TL	-	-	-	37,65 TL

# NOHUT DOĞAL

<b>İŞLEM MİKTARI TON</b>	<b>2021 EKİM</b>	<b>2022 EKİM</b>		<b>2023 EKİM</b>	
MTS	0	-	190 TON	-92%	15 TON
TTS	10 TON	-	0	-	0

<b>EN AZ FİYAT</b>	<b>2021 EKİM</b>	<b>2022 EKİM</b>		<b>2023 EKİM</b>	
MTS	-	-	13,37 TL	113%	28,50 TL
TTS	6,00 TL	-	-	-	-

<b>EN ÇOK FİYAT</b>	<b>2021 EKİM</b>	<b>2022 EKİM</b>		<b>2023 EKİM</b>	
MTS	-	-	17,50 TL	63%	28,50 TL
TTS	6,00 TL	-	-	-	-

<b>ORTALAMA FİYAT</b>	<b>2021 EKİM</b>	<b>2022 EKİM</b>		<b>2023 EKİM</b>	
MTS	-	-	14,72 TL	94%	28,50 TL
TTS	6,00 TL	-	-	-	-

# NOHUT - ELENMİŞ

<b>İŞLEM MİKTARI TON</b>	<b>2021 EKİM</b>	<b>2022 EKİM</b>		<b>2023 EKİM</b>	
MTS	468 TON	86%	870 TON	-7%	813 TON
TTS	122 TON	-100%	0	-	126 TON

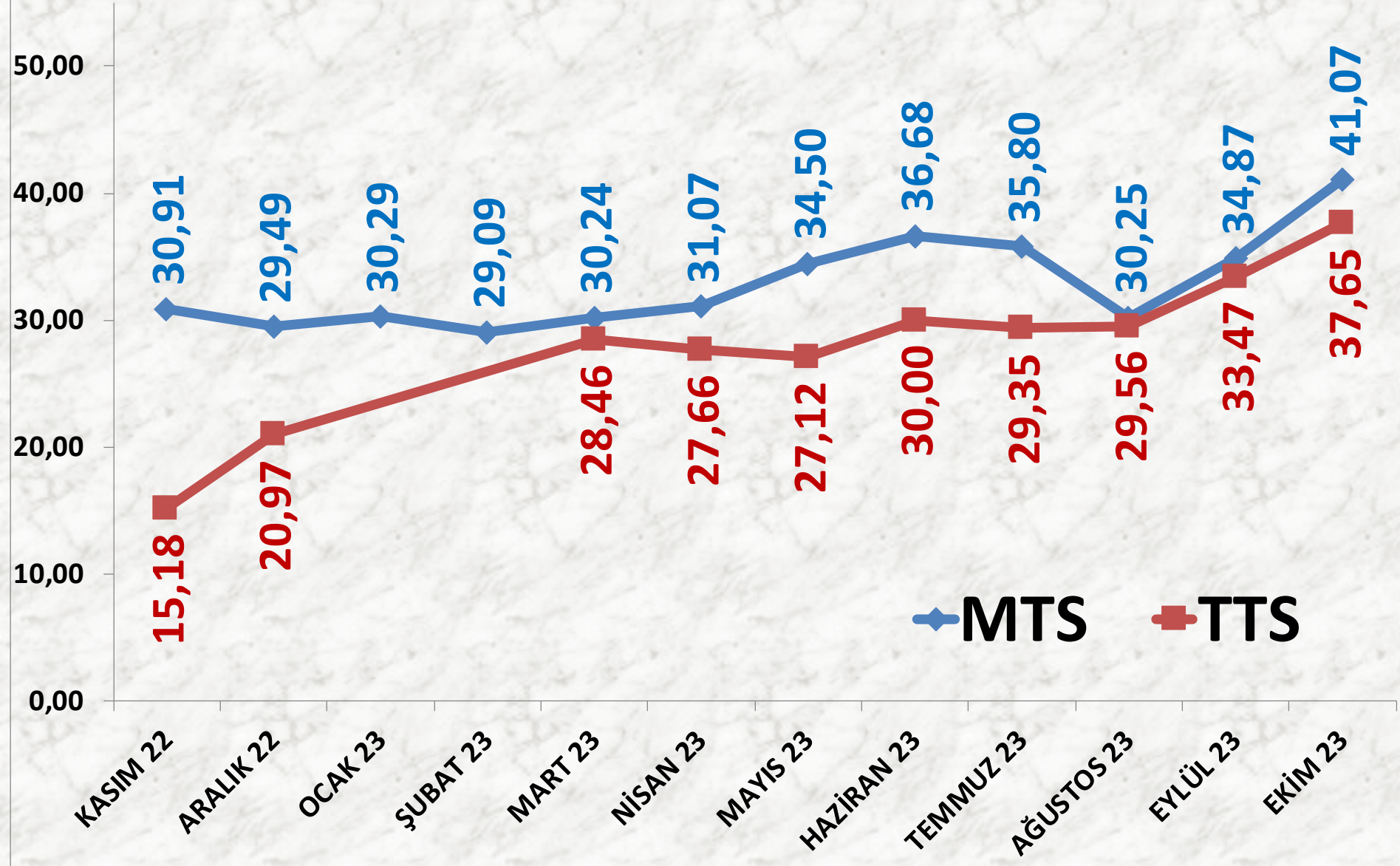
<b>EN AZ FİYAT</b>	<b>2021 EKİM</b>	<b>2022 EKİM</b>		<b>2023 EKİM</b>	
MTS	7,08 TL	154%	18,00 TL	84%	33,18 TL
TTS	7,38 TL	-	-	-	36,50 TL

<b>EN ÇOK FİYAT</b>	<b>2021 EKİM</b>	<b>2022 EKİM</b>		<b>2023 EKİM</b>	
MTS	15,88 TL	133%	37,00 TL	57%	58,00 TL
TTS	11,00 TL	-	-	-	40,00 TL

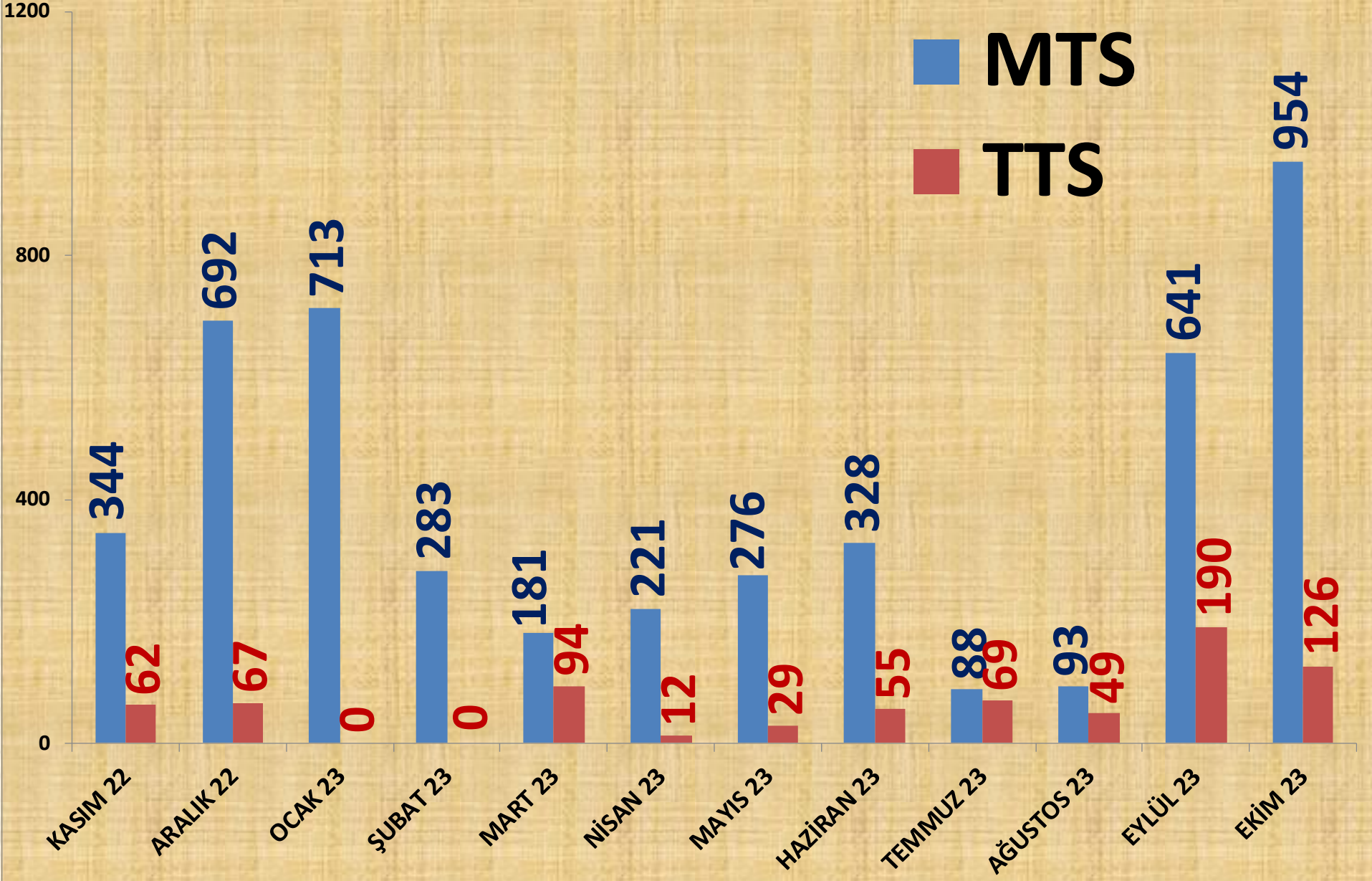
<b>ORTALAMA FİYAT</b>	<b>2021 EKİM</b>	<b>2022 EKİM</b>		<b>2023 EKİM</b>	
MTS	9,45 TL	160%	24,53 TL	82%	44,59 TL
TTS	8,96 TL	-	-	-	37,69 TL



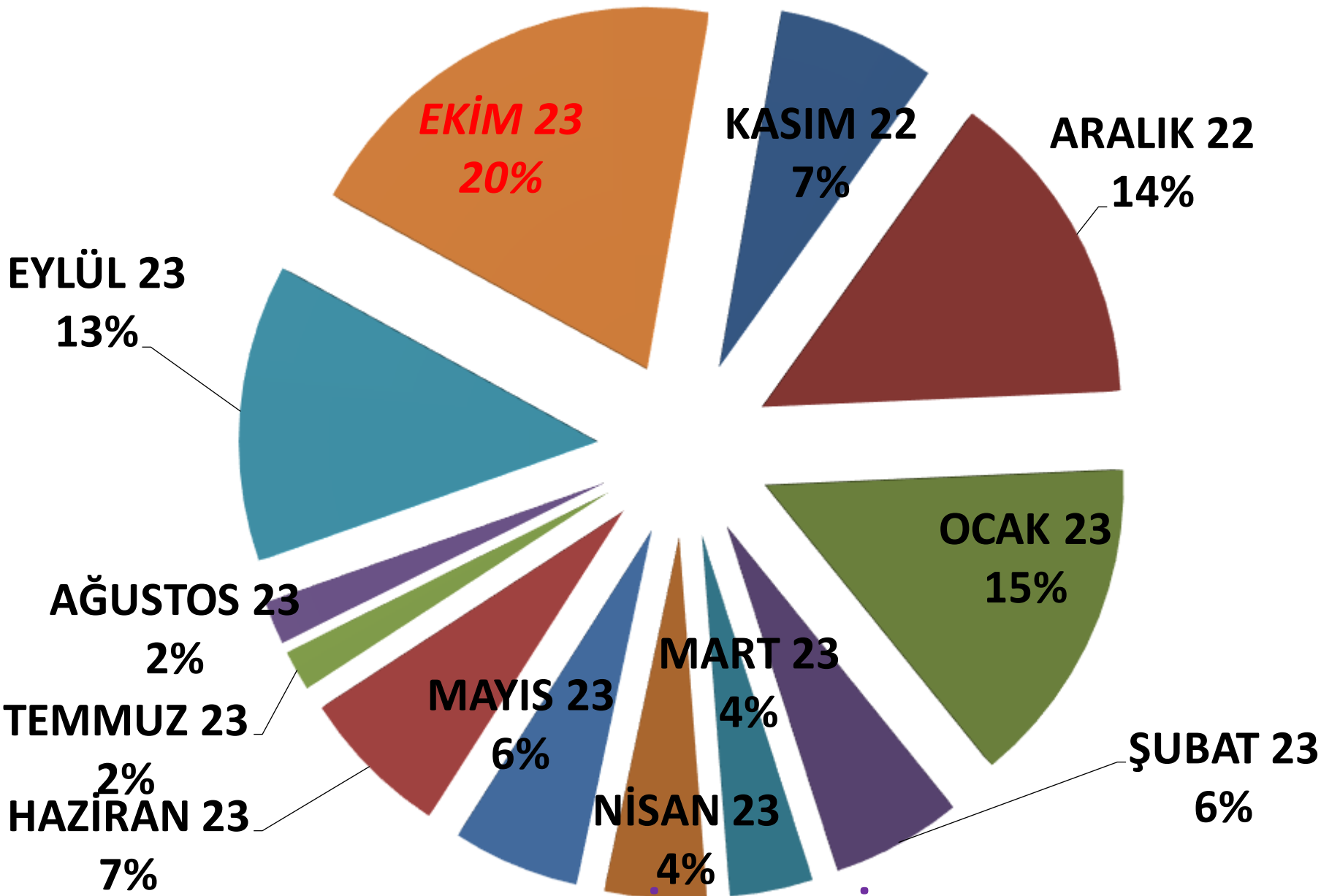
# AYLIK NOHUT FİYAT TRENDİ (TL)



# AYLIK NOHUT İŞLEM MİKTARI (TON)



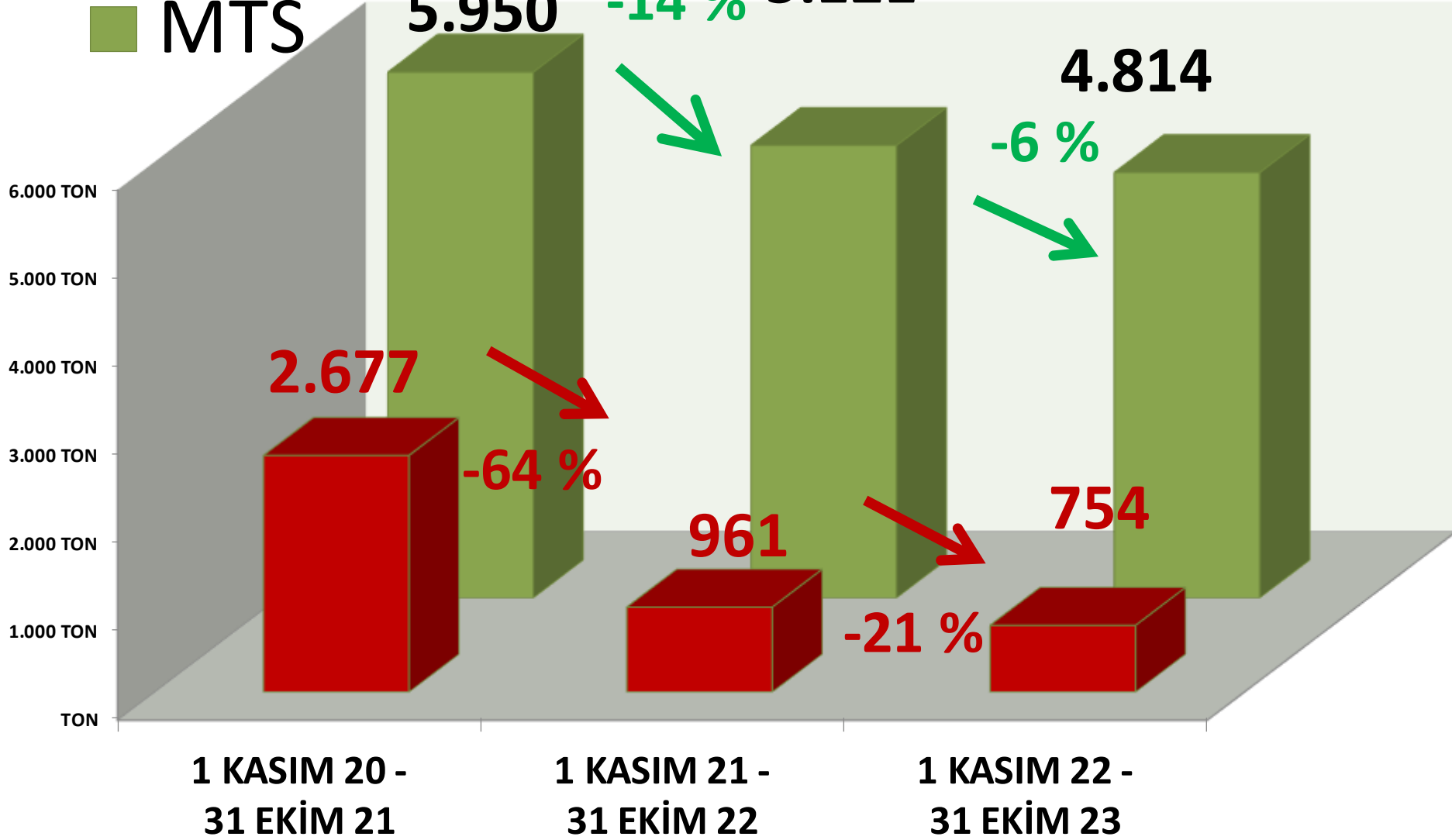
## AYLIK NOHUT MTS İŞLEM MİKTARI ORANLARI



■ TTS

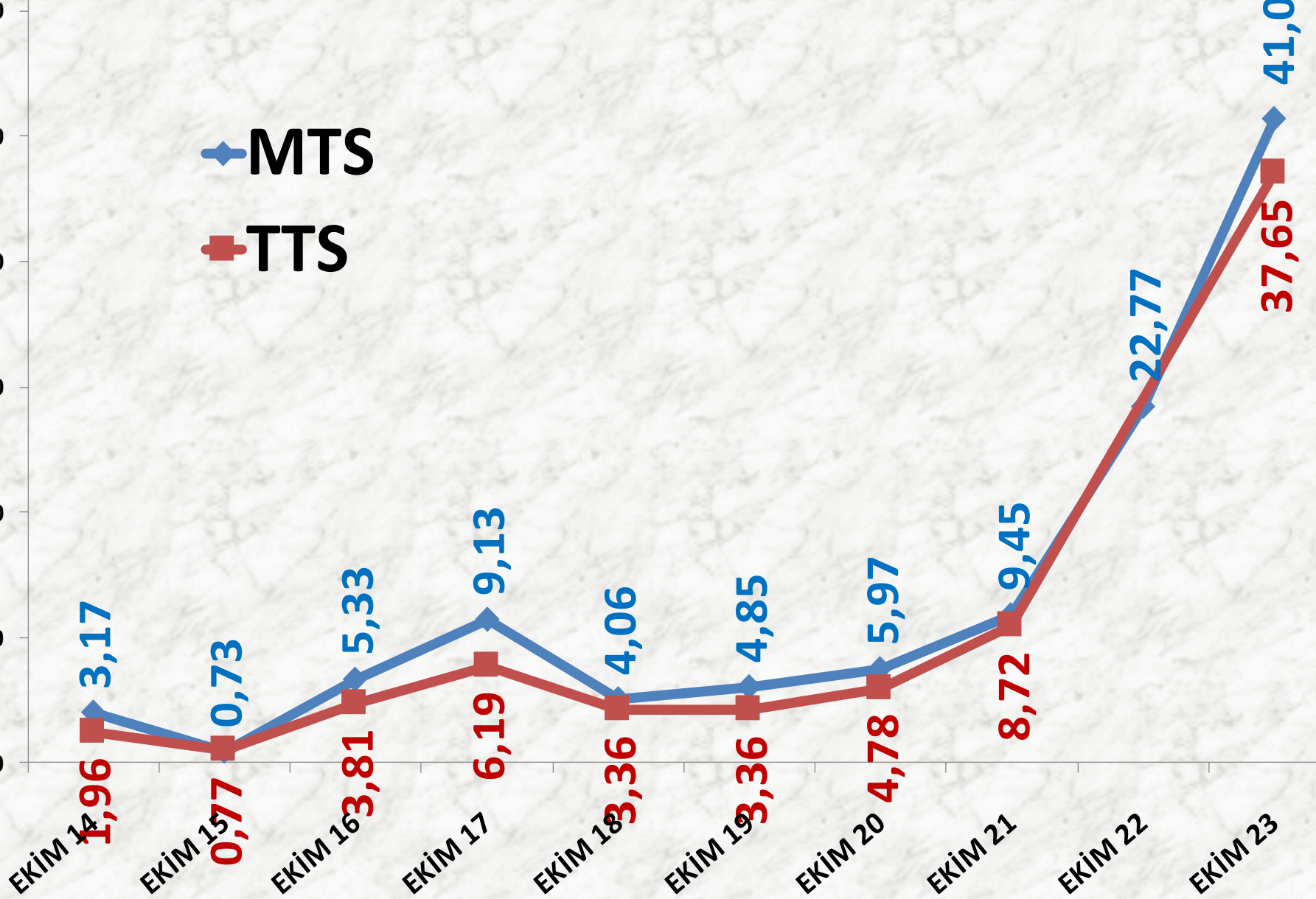
# YILLIK NOHUT İŞLEM MİKTARI (TON)

■ MTS



# EKİM AYLARI NOHUT FİYAT TRENDİ (TL)

◆ MTS  
■ TTS



# BEYAZ LEBLEBİ

## LEBLEBİ BEYAZ 8,50 mm

İŞLEM MİKTARI TON	2021 EKİM		2022 EKİM		2023 EKİM	
	TTS	10 TON	-70%	3 TON	74%	5 TON

## LEBLEBİ BEYAZ 9 mm

İŞLEM MİKTARI TON	2021 EKİM		2022 EKİM		2023 EKİM	
	TTS	31 TON	103%	62 TON	11%	69 TON

# BEYAZ LEBLEBİ

## LEBLEBİ BEYAZ 9 + 9,50 mm

İŞLEM MİKTARI TON	2021 EKİM	2022 EKİM		2023 EKİM	
TTS	55 TON	-68%	18 TON	-86%	2 TON

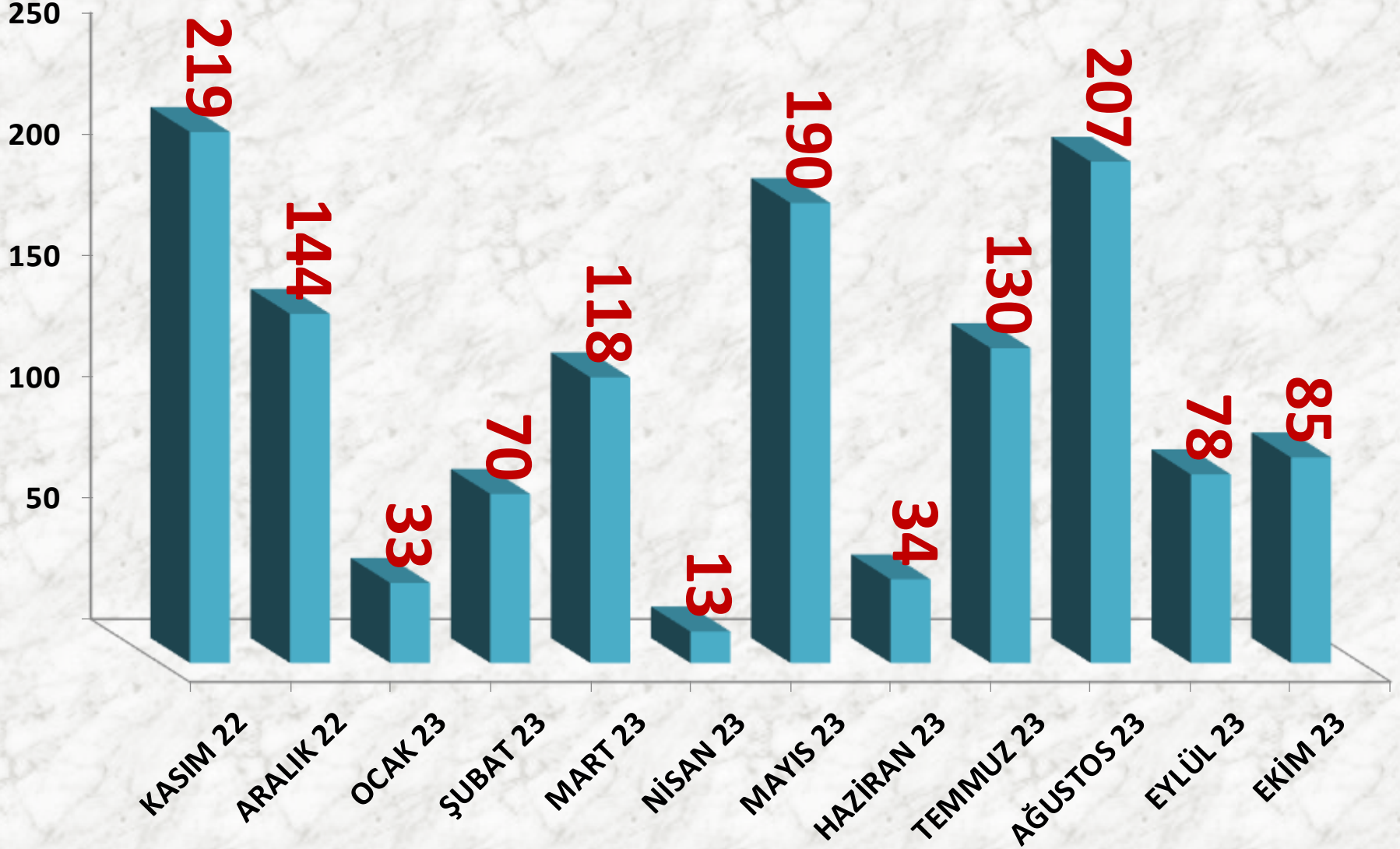
## LEBLEBİ ELENTİ (Beyaz)

İŞLEM MİKTARI TON	2021 EKİM	2022 EKİM		2023 EKİM	
TTS	0	-	41 TON	-81%	8 TON

## LEBLEBİ BEYAZ TOPLAM

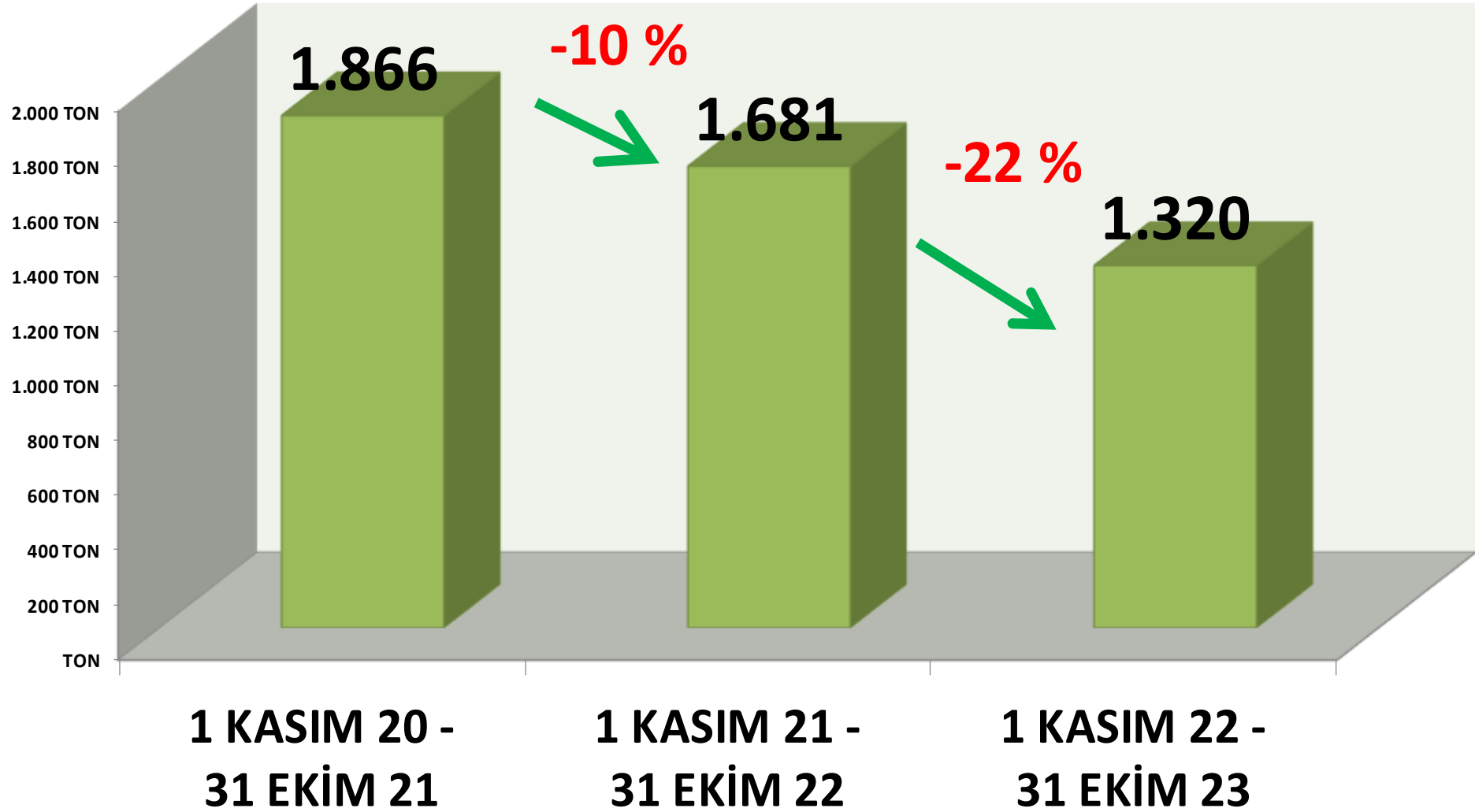
İŞLEM MİKTARI TON	2021 EKİM	2022 EKİM		2023 EKİM	
TTS	<u>96 TON</u>	29%	<u>124 TON</u>	-32%	<u>85 TON</u>

# Leblebi Beyaz İşlem Miktarı (Ton)





# YILLIK TOPLAM BEYAZ LEBLEBİ İŞLEM MİKTARI (TON)



## LEBLEBİ BEYAZ 8,50 mm FİYATLARI

FİYAT	2021 EKİM	2022 EKİM		2023 EKİM	
EN AZ	9,00 TL	211%	28,00 TL	59%	44,55 TL
EN ÇOK	15,00 TL	87%	28,00 TL	74%	48,79 TL
ORTALAMA	12,51 TL	124%	28,00 TL	66%	46,35 TL

## LEBLEBİ BEYAZ 9 mm FİYATLARI

FİYAT	2021 EKİM	2022 EKİM		2023 EKİM	
EN AZ	19,00 TL	132%	44,00 TL	69%	74,25 TL
EN ÇOK	25,00 TL	100%	50,00 TL	90%	95,00 TL
ORTALAMA	19,90 TL	128%	45,29 TL	81%	82,07 TL

## LEBLEBİ BEYAZ 9 + 9,50 mm FİYATLARI

FİYAT	2021 EKİM	2022 EKİM		2023 EKİM	
EN AZ	15,00 TL	127%	34,00 TL	75%	59,41 TL
EN ÇOK	19,00 TL	111%	40,00 TL	70%	68,02 TL
ORTALAMA	16,52 TL	124%	37,07 TL	79%	66,36 TL

## LEBLEBİ ELENTİ (Beyaz) Fiyatları

ORTALAMA FİYAT	2021 EKİM	2022 EKİM		2023 EKİM	
	-	-	16,66 TL	-19%	13,47 TL

# SARI LEBLEBİ

## LEBLEBİ SARI 9 mm

<b>İŞLEM MİKT. TON</b>	<b>2021 EKİM</b>	<b>2022 EKİM</b>		<b>2023 EKİM</b>	
TTS	36 TON	-70%	11 TON	65%	18 TON

## LEBLEBİ SARI 9,50 mm

<b>İŞLEM MİKT. TON</b>	<b>2021 EKİM</b>	<b>2022 EKİM</b>		<b>2023 EKİM</b>	
TTS	68 TON	-90%	7 TON	156%	17 TON

## LEBLEBİ SARI 9,75 mm

<b>İŞLEM MİKT. TON</b>	<b>2021 EKİM</b>	<b>2022 EKİM</b>		<b>2023 EKİM</b>	
TTS	479 TON	-85%	71 TON	-55%	32 TON

## LEBLEBİ SARI 10 mm

İŞLEM MİKT. TON	2021 EKİM	2022 EKİM		2023 EKİM	
TTS	101 TON	-19%	82 TON	162%	214 TON

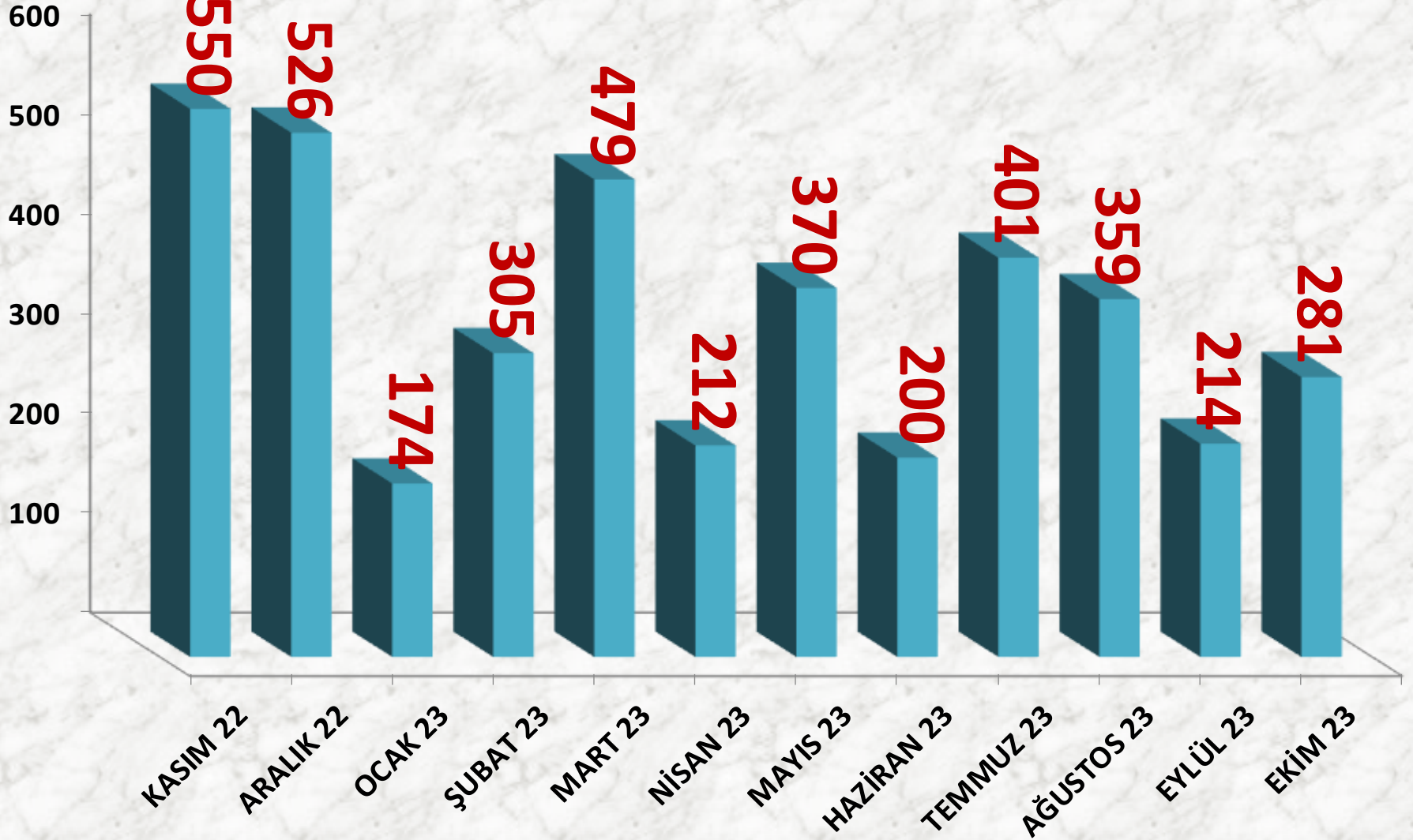
## LEBLEBİ KALBURALTI (SARI)

İŞLEM MİKT. TON	2021 EKİM	2022 EKİM		2023 EKİM	
TTS	1 TON	300%	4 TON	-	0

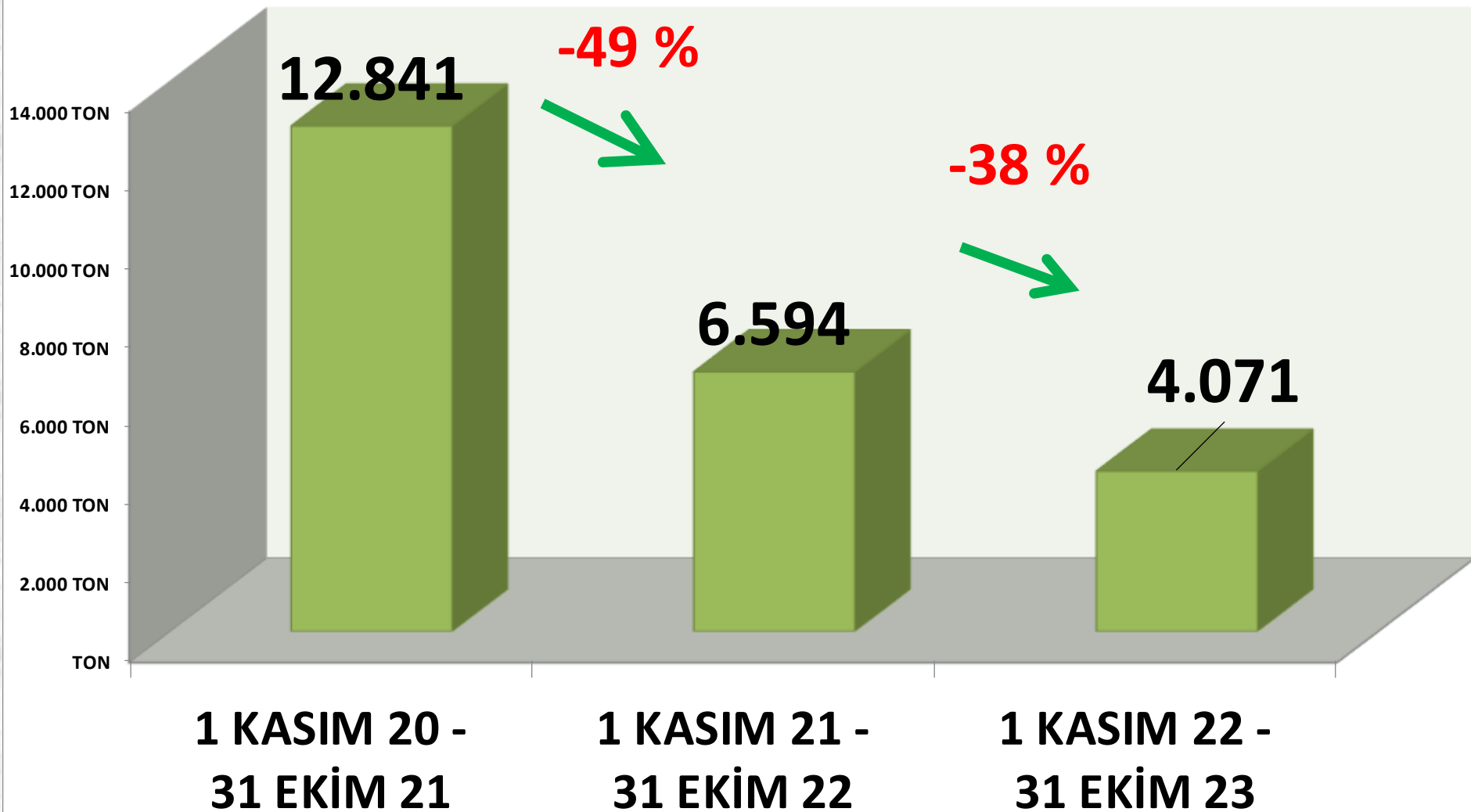
## LEBLEBİ SARI TOPLAM

İŞLEM MİKT. TON	2021 EKİM	2022 EKİM		2023 EKİM	
TTS	<u>685 TON</u>	-75%	<u>174 TON</u>	61%	<u>281 TON</u>

# Leblebi Sarı İşlem Miktarı (Ton)



# YILLIK TOPLAM SARI LEBLEBİ İŞLEM MİKTARI (TON)



## LEBLEBİ SARI 9 mm FİYATLARI

	2021 EKİM	2022 EKİM		2023 EKİM	
EN AZ	9,00 TL	122%	20,00 TL	105%	41,00 TL
EN ÇOK	12,00 TL	150%	30,00 TL	50%	45,00 TL
ORTALAMA	10,64 TL	138%	25,34 TL	70%	43,03 TL

## LEBLEBİ SARI 9,50 mm FİYATLARI

	2021 EKİM	2022 EKİM		2023 EKİM	
EN AZ	12,00 TL	167%	32,00 TL	63%	52,00 TL
EN ÇOK	15,00 TL	127%	34,00 TL	76%	60,00 TL
ORTALAMA	13,92 TL	141%	33,49 TL	69%	56,46 TL

## LEBLEBİ SARI 9,75 mm FİYATLARI

	2021 EKİM	2022 EKİM		2023 EKİM	
EN AZ	15,00 TL	138%	35,75 TL	76%	63,00 TL
EN ÇOK	18,00 TL	122%	40,00 TL	63%	65,00 TL
ORTALAMA	16,37 TL	136%	38,58 TL	67%	64,41 TL



## LEBLEBİ SARI 10 mm FİYATLARI

	2021 EKİM	2022 EKİM		2023 EKİM	
EN AZ	18,00 TL	128%	41,00 TL	63%	67,00 TL
EN ÇOK	23,50 TL	130%	54,00 TL	60%	86,25 TL
ORTALAMA	19,55 TL	131%	45,12 TL	65%	74,64 TL

## LEBLEBİ KALBURALTI (SARI) FİYATLARI

	2021 EKİM	2022 EKİM		2023 EKİM	
ORTALAMA FİYAT	7,75 TL	110%	16,29 TL	-	-

# YILLIK YURTIÇI TOPLAM LEBLEBİ İŞLEM MİKTARI

<b>MİKTAR</b>	<b>1 KASIM 20 - 31 EKİM 21</b>	<b>1 KASIM 21 - 31 EKİM 22</b>		<b>1 KASIM 22 - 31 EKİM 23</b>	
<b>SARI</b>	<b>12.841 TON</b>	<b>-49%</b>	<b>6.594 TON</b>	<b>-38%</b>	<b>4.071 TON</b>
<b>BEYAZ</b>	<b>1.866 TON</b>	<b>-10%</b>	<b>1.681 TON</b>	<b>-22%</b>	<b>1.320 TON</b>
<b>KAPL.+KIRIK</b>	<b>3.554 TON</b>	<b>-44%</b>	<b>1.999 TON</b>	<b>10%</b>	<b>2.197 TON</b>
<b>LEBLEBİ TOPLAM</b>	<b>18.261 TON</b>	<b>-44%</b>	<b>10.273 TON</b>	<b>-26%</b>	<b>7.588 TON</b>

# YILLIK TOPLAM TTS LEBLEBİ TESCİLİ

■ KAPL. + KIRIK


■ BEYAZ

■ SARI

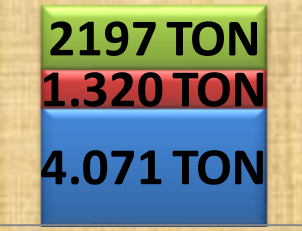
40.000 TON  
35.000 TON  
30.000 TON  
25.000 TON  
20.000 TON  
15.000 TON  
10.000 TON  
5.000 TON  
TON



-44 %



-26 %



1 KASIM 20 -  
31 EKİM 21

1 KASIM 21 -  
31 EKİM 22

1 KASIM 22 -  
31 EKİM 23

# LEBLEBİ İHRACAT MİKTARLARI

## 2021 EKİM

SARI LEBLEBİ	12.924 kg.
BEYAZ LEBLEBİ	4.796 kg.
KAPLAMALI LEBLEBİ	2.560 kg.
KIRIK LEBLEBİ	-
LEBLEBİ UNU	4.500 kg.
LEBLEBİ KALBURALTI	-
TOPLAM	24.780 kg.

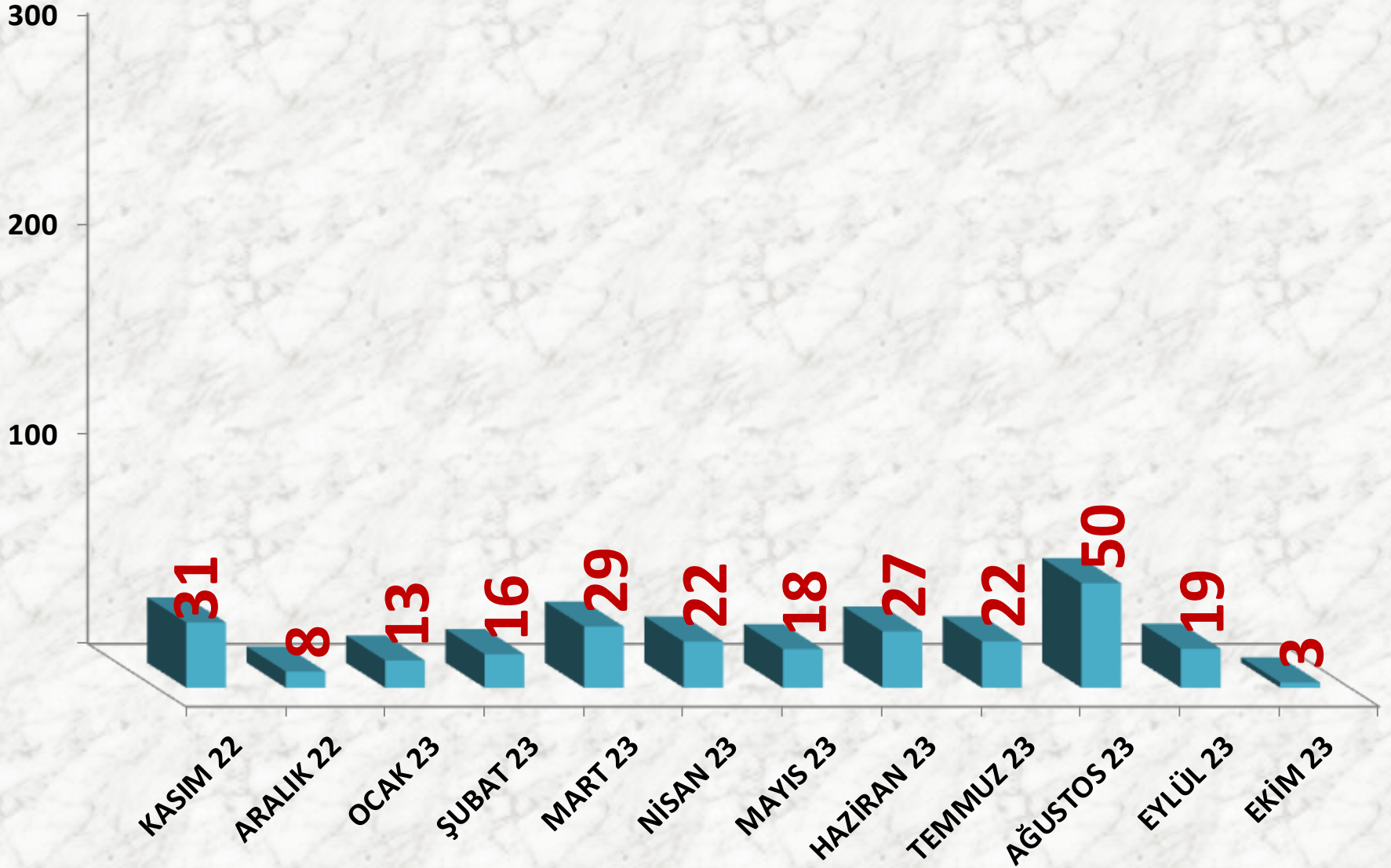
## 2022 EKİM

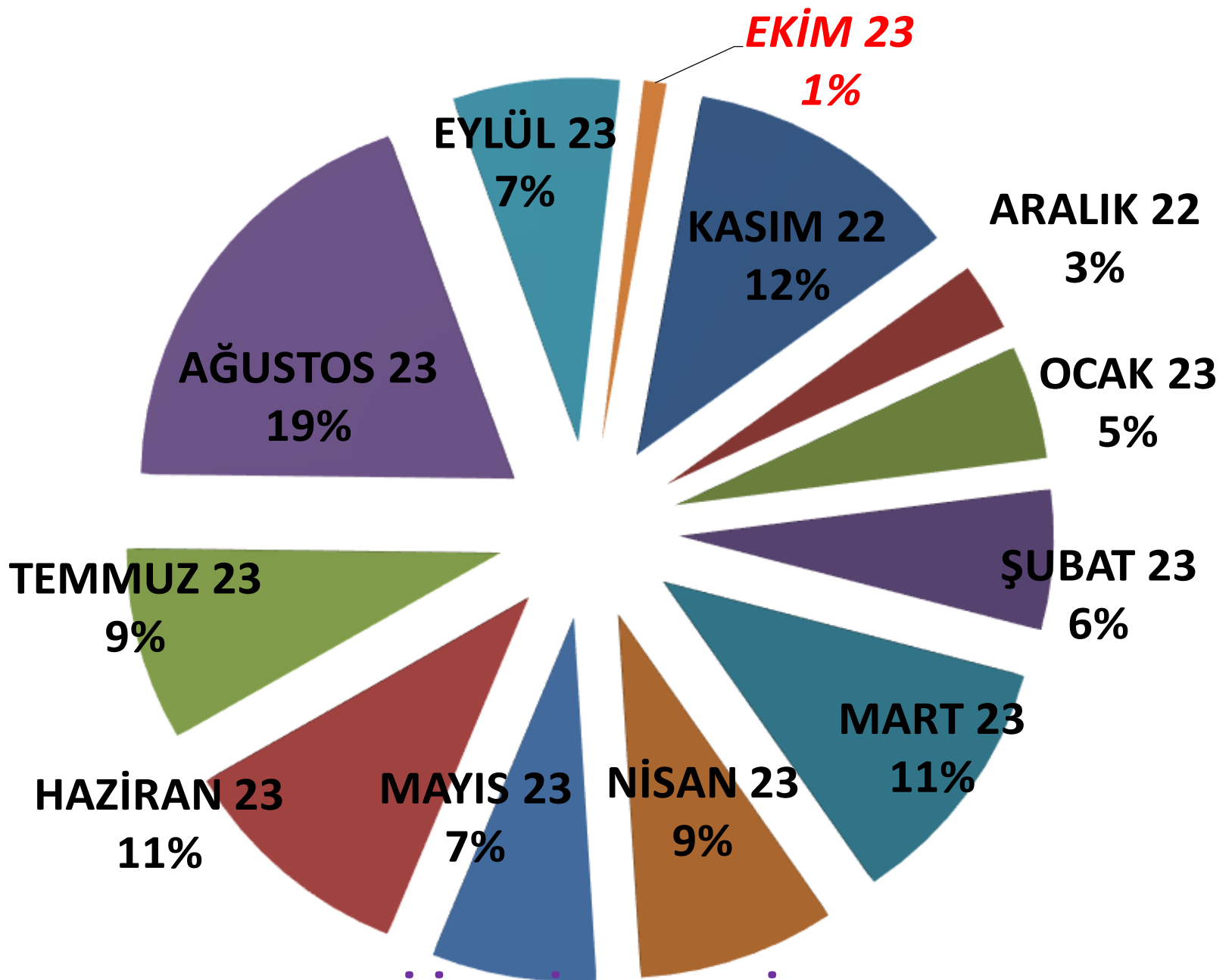
SARI LEBLEBİ	18.080 kg.
BEYAZ LEBLEBİ	4.140 kg.
KAPLAMALI LEBLEBİ	1.800 kg.
KIRIK LEBLEBİ	-
LEBLEBİ UNU	-
LEBLEBİ KALBURALTI	-
TOPLAM	24.020 kg.

## 2023 EKİM

SARI LEBLEBİ	1.488 kg.
BEYAZ LEBLEBİ	1.056 kg.
KAPLAMALI LEBLEBİ	-
KIRIK LEBLEBİ	-
LEBLEBİ UNU	-
LEBLEBİ KALBURALTI	-
TOPLAM	2.544 kg.

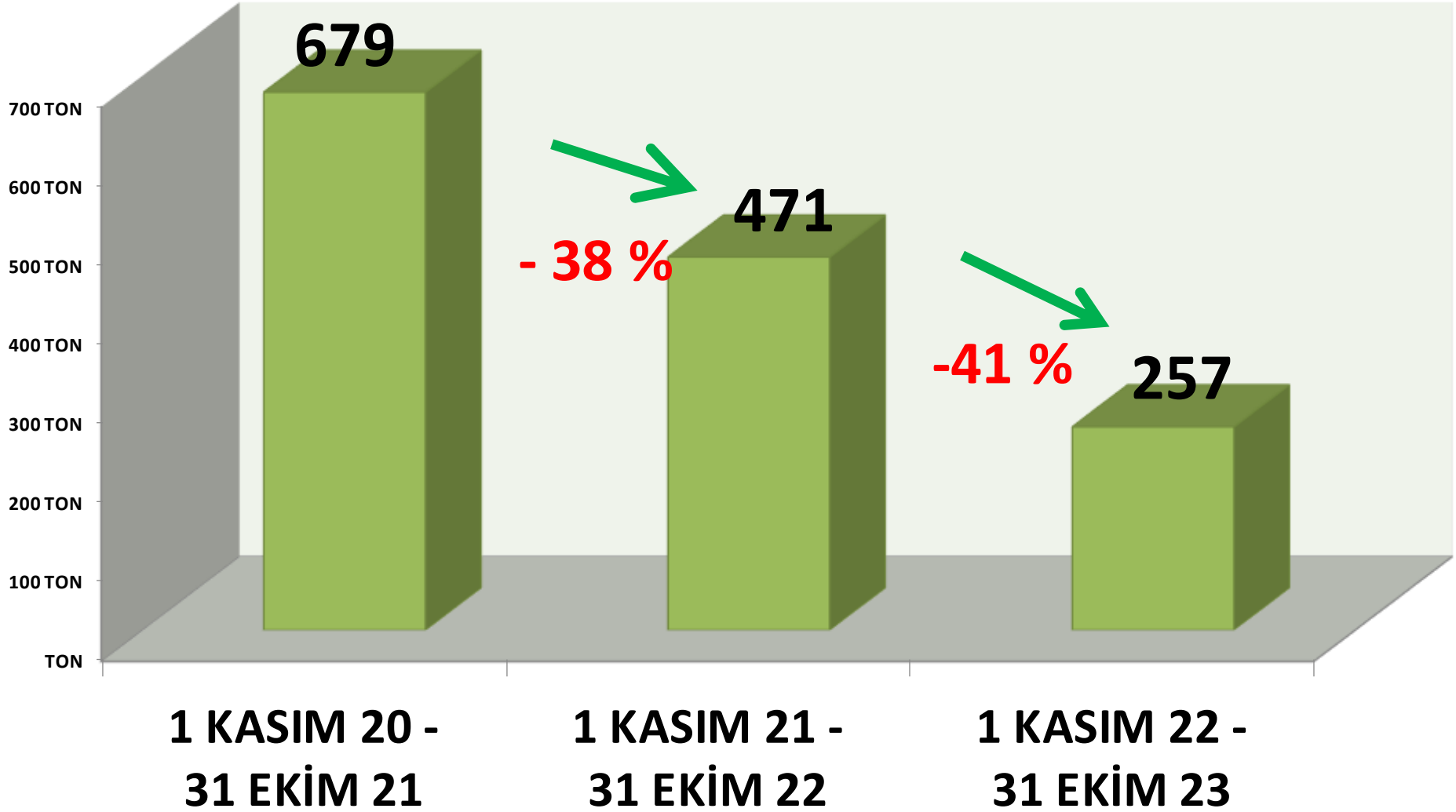
# Leblebi İhracat (Ton)





**AYLIK LEBLEBİ İHR. İŞLEM MİKTARI ORANLARI**

# YILLIK TOPLAM LEBLEBİ İHRACAT MİKTARI (TON)



# AYÇEKİRDEĞİ

<b>İŞLEM MİKTARI TON</b>	<b>2021 EKİM</b>	<b>2022 EKİM</b>		<b>2023 EKİM</b>	
MTS	2.518 TON	60%	4.023 TON	-58%	1.678 TON
TTS	1.898 TON	219%	6.051 TON	-17%	5.013 TON

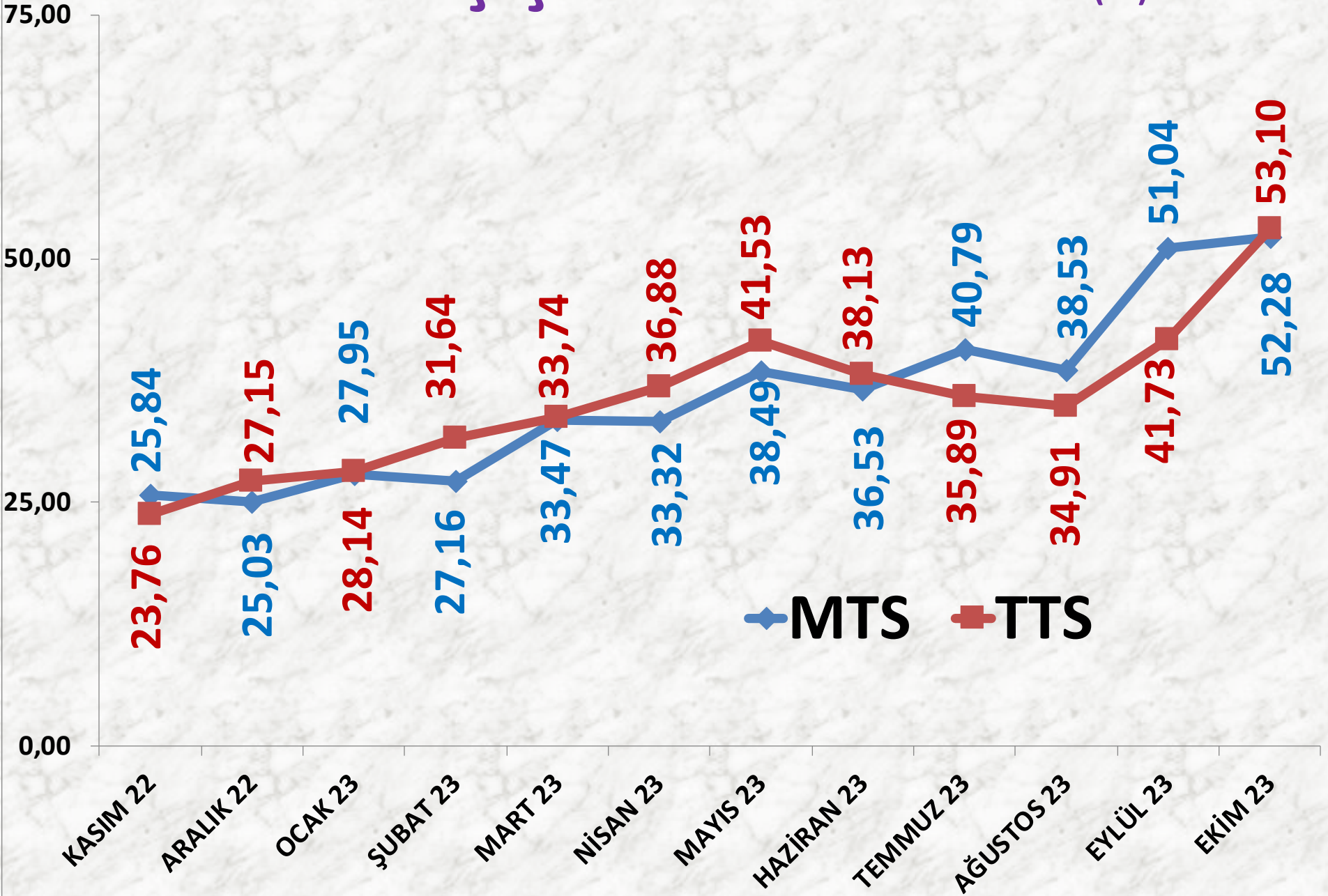
<b>EN AZ FİYAT</b>	<b>2021 EKİM</b>	<b>2022 EKİM</b>		<b>2023 EKİM</b>	
MTS	7,80 TL	118%	17,00 TL	98%	33,67 TL
TTS	8,10 TL	54%	12,50 TL	136%	29,50 TL

<b>EN ÇOK FİYAT</b>	<b>2021 EKİM</b>	<b>2022 EKİM</b>		<b>2023 EKİM</b>	
MTS	16,68 TL	112%	35,40 TL	159%	91,58 TL
TTS	19,29 TL	113%	41,00 TL	156%	105,00 TL

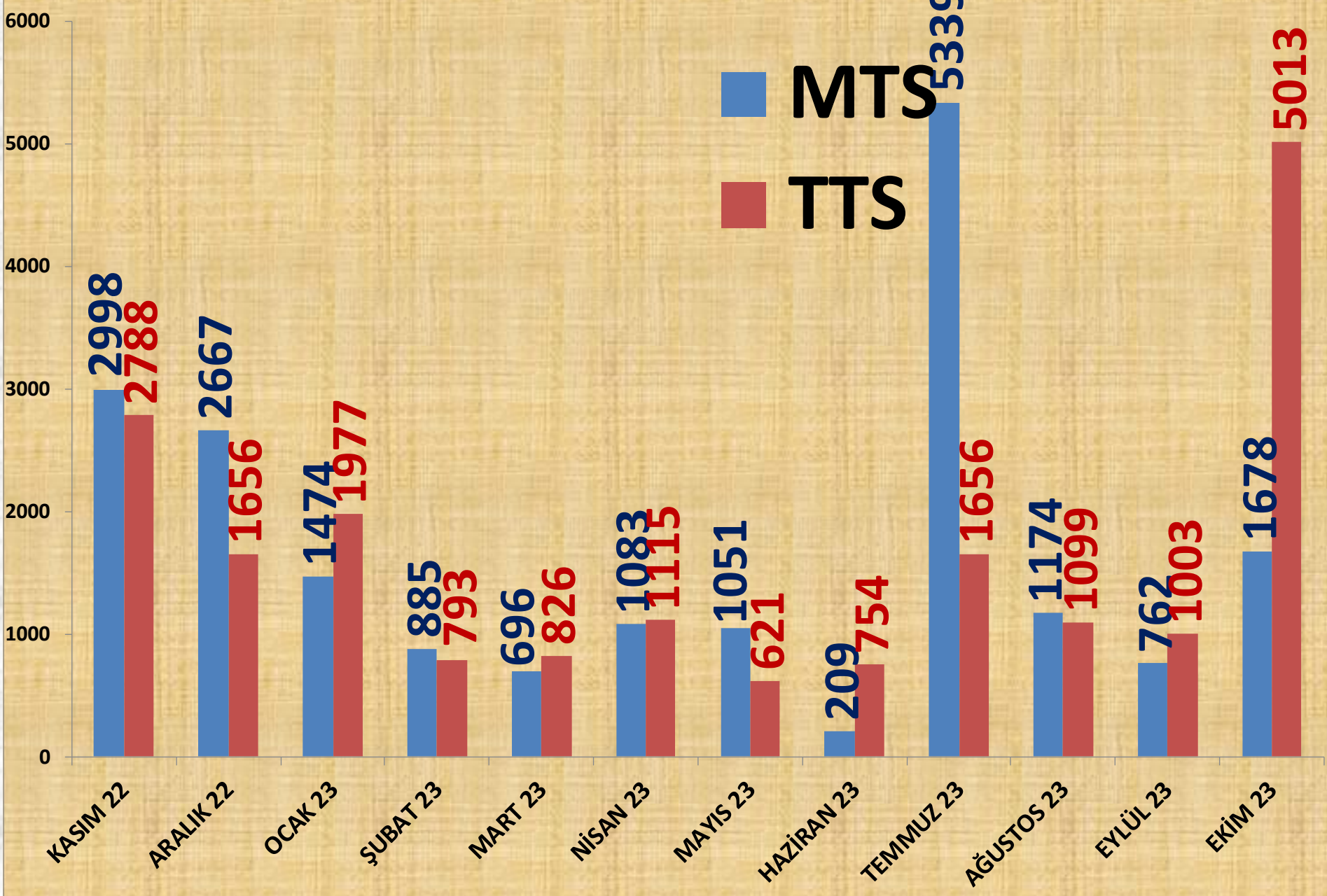
<b>ORTALAMA FİYAT</b>	<b>2021 EKİM</b>	<b>2022 EKİM</b>		<b>2023 EKİM</b>	
MTS	9,66 TL	123%	21,50 TL	143%	52,28 TL
TTS	12,35 TL	103%	25,07 TL	112%	53,10 TL

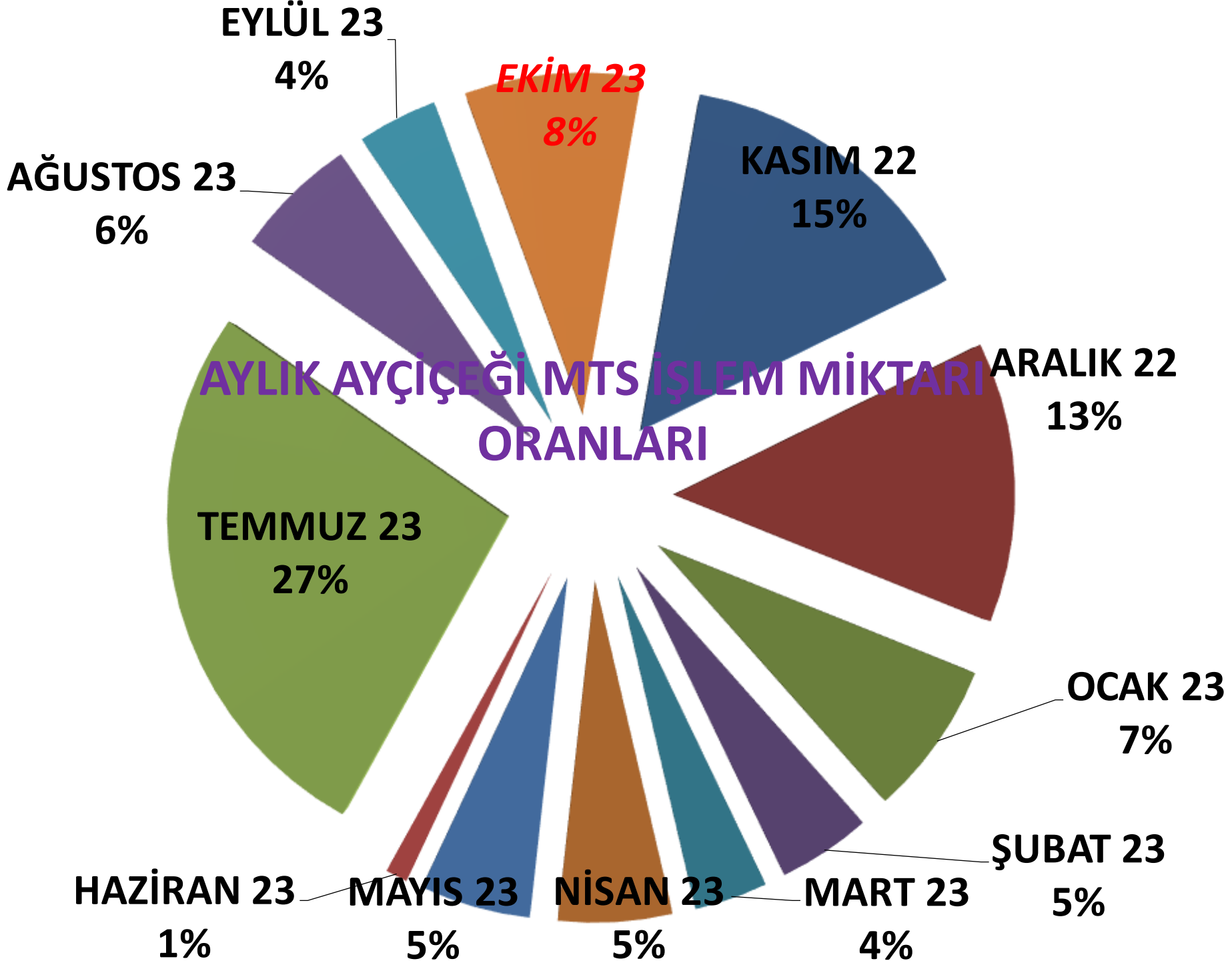


# AYLIK AYÇİÇEĞİ FİYAT TRENDİ (TL)



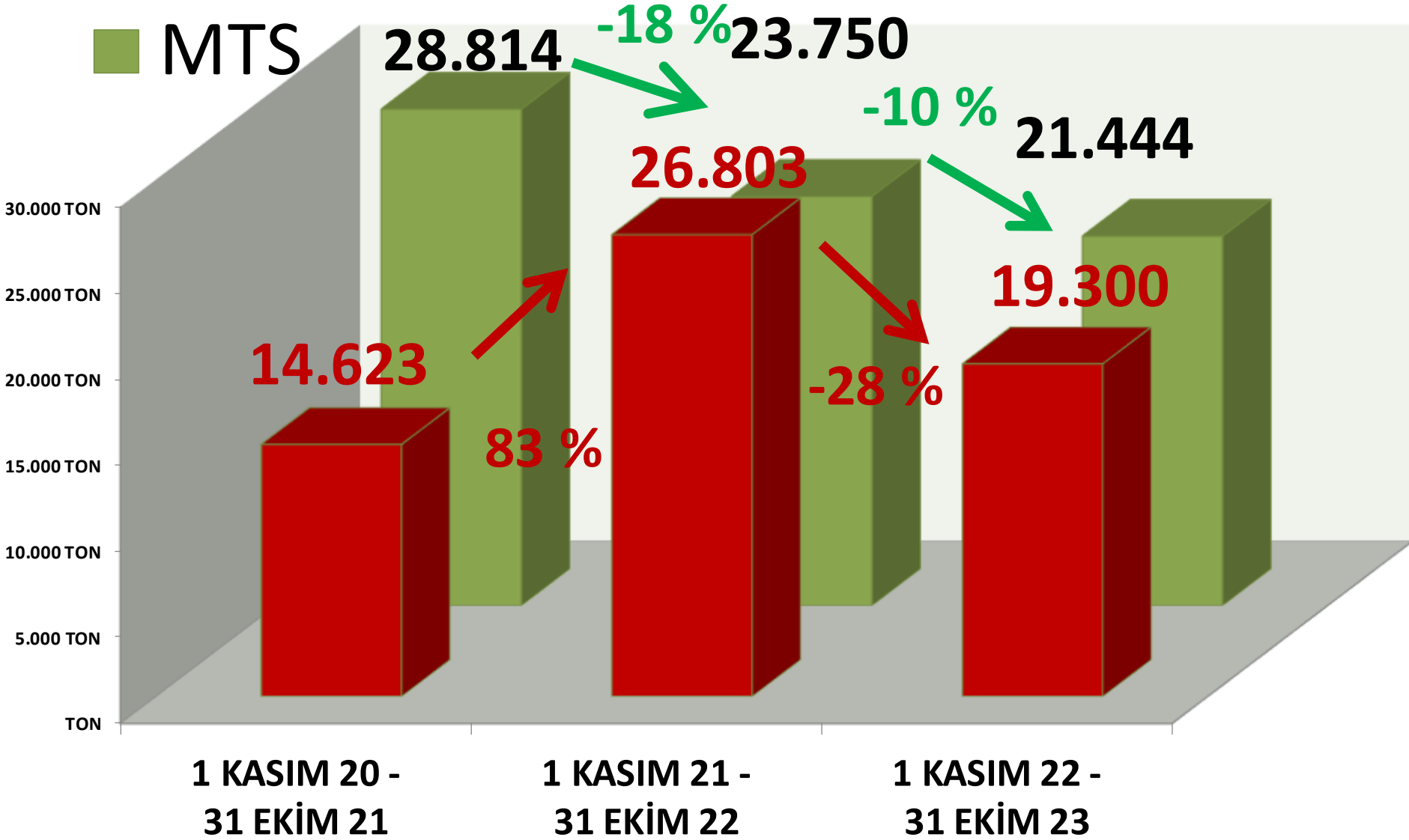
# AYLIK AYÇİÇEĞİ İŞLEM MİKTARI (TON)





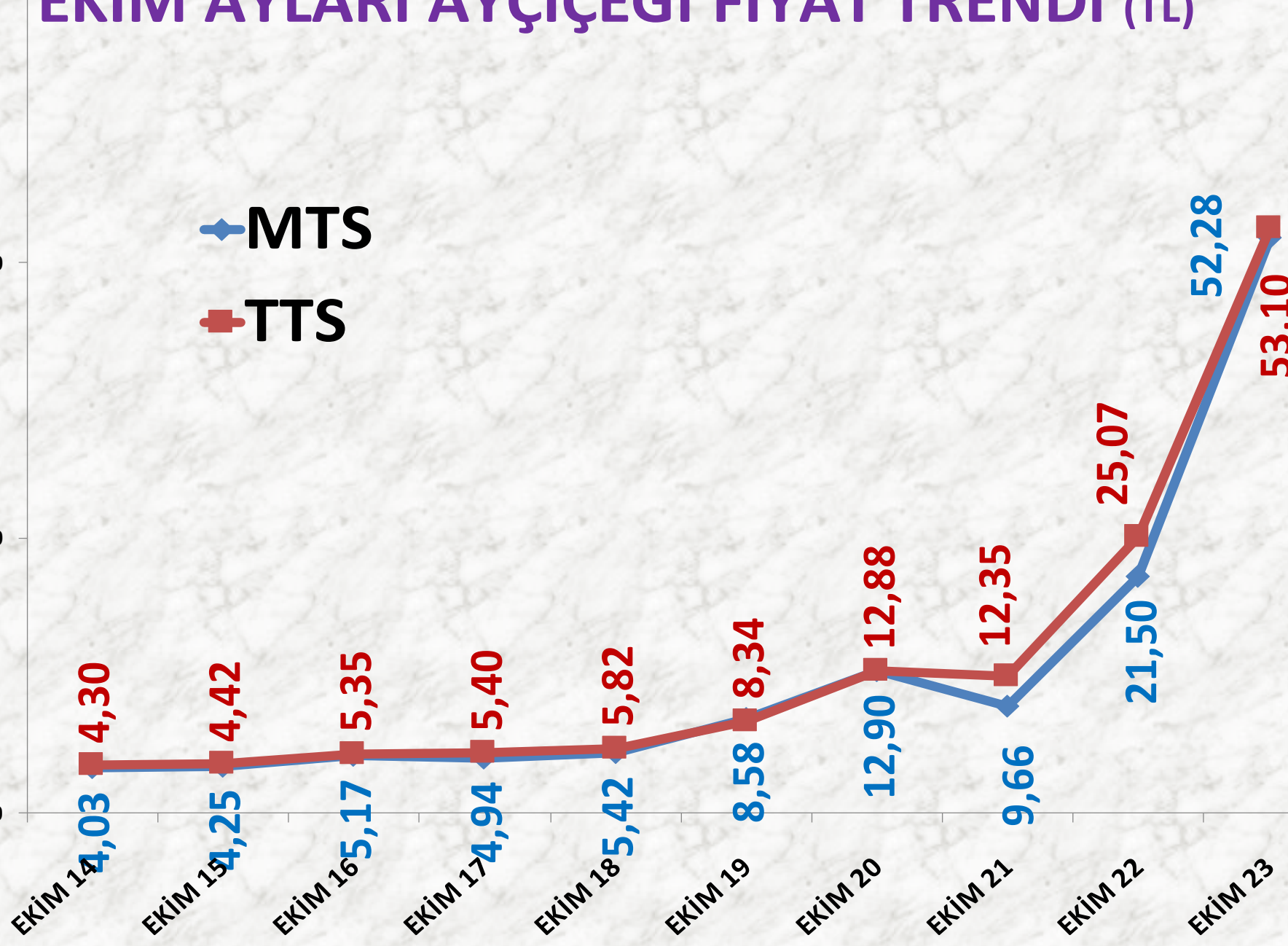
# ■ TTS YILLIK AYÇİÇEĞİ İŞLEM MİKTARI (TON)

■ MTS



# EKİM AYLARI AYÇİÇEĞİ FİYAT TRENDİ (TL)

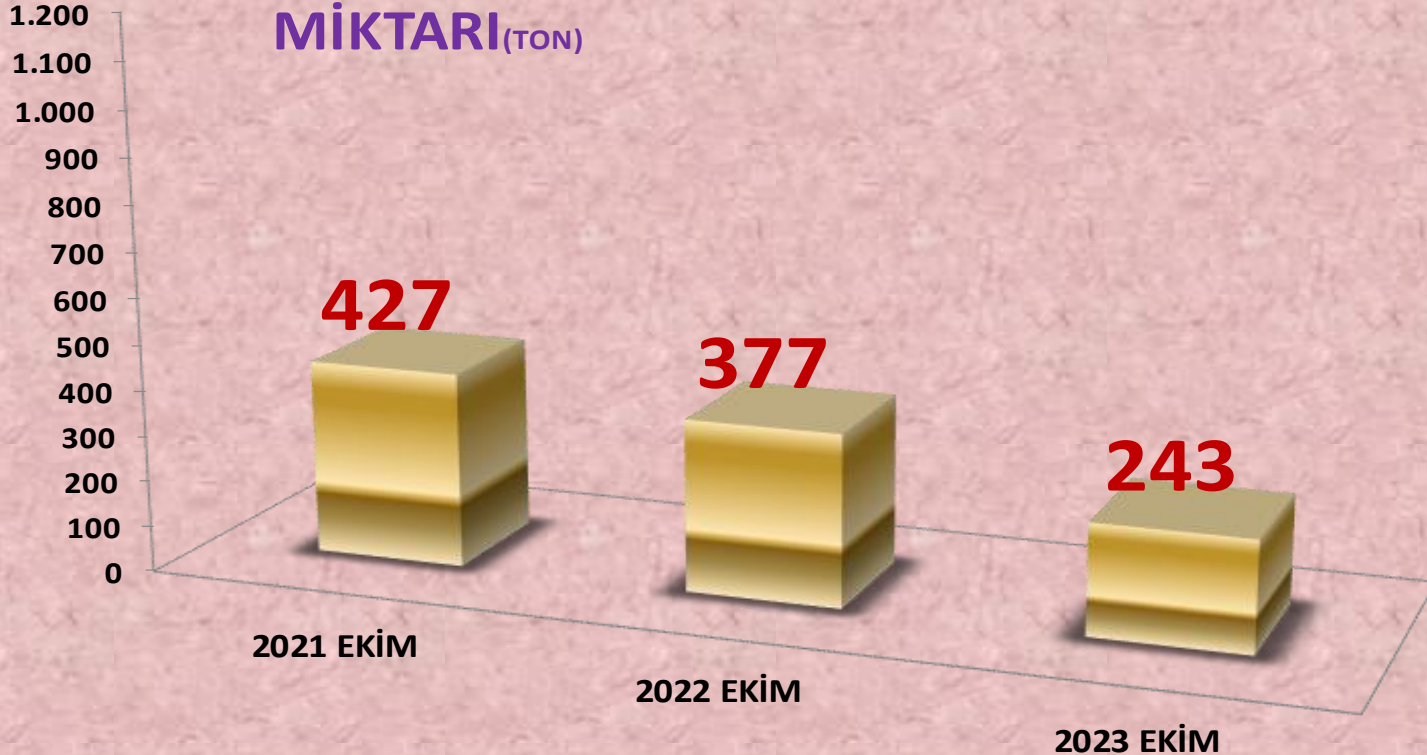
◆ MTS  
■ TTS



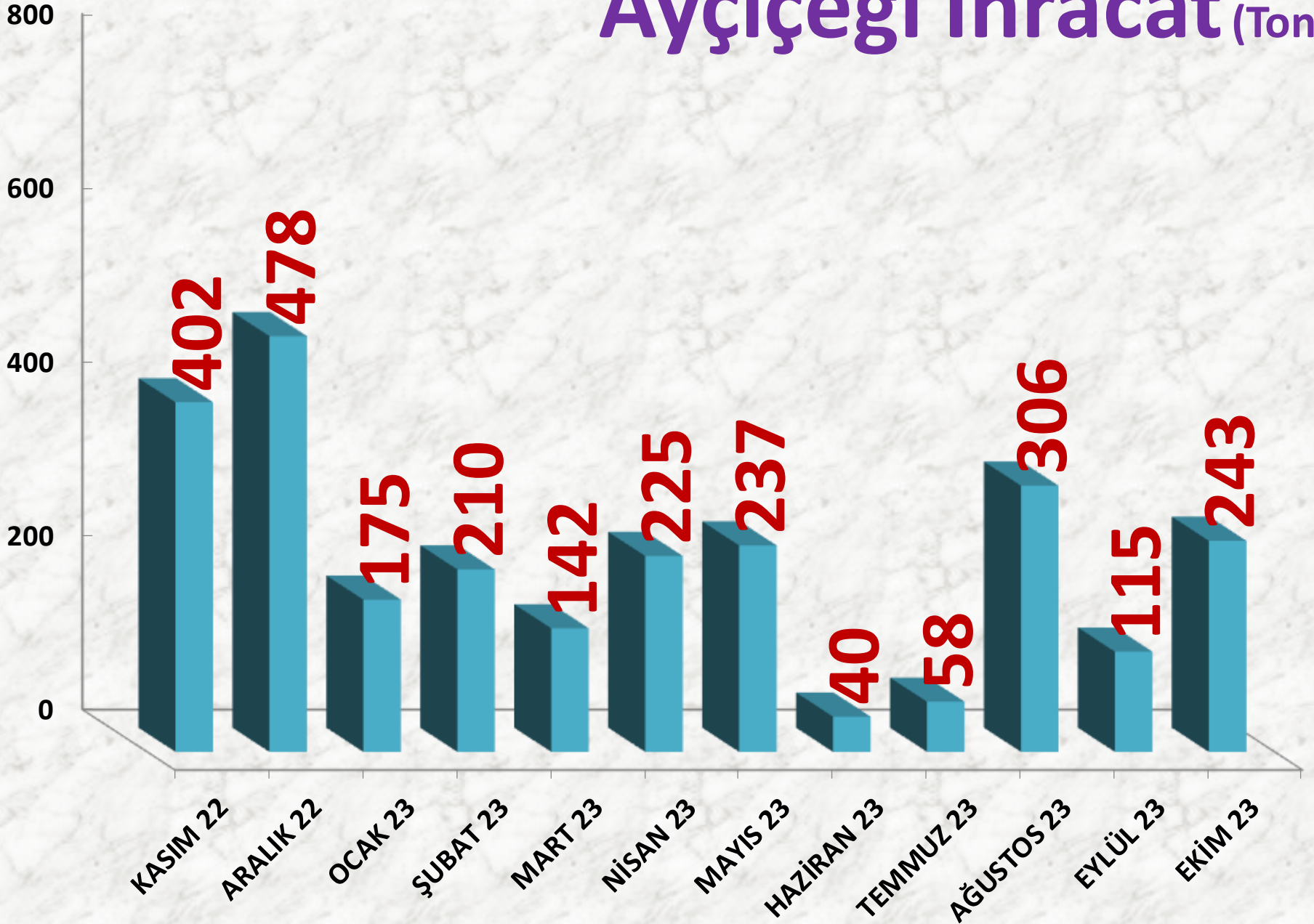
# AYÇEKİRDEĞİ İHRACATI

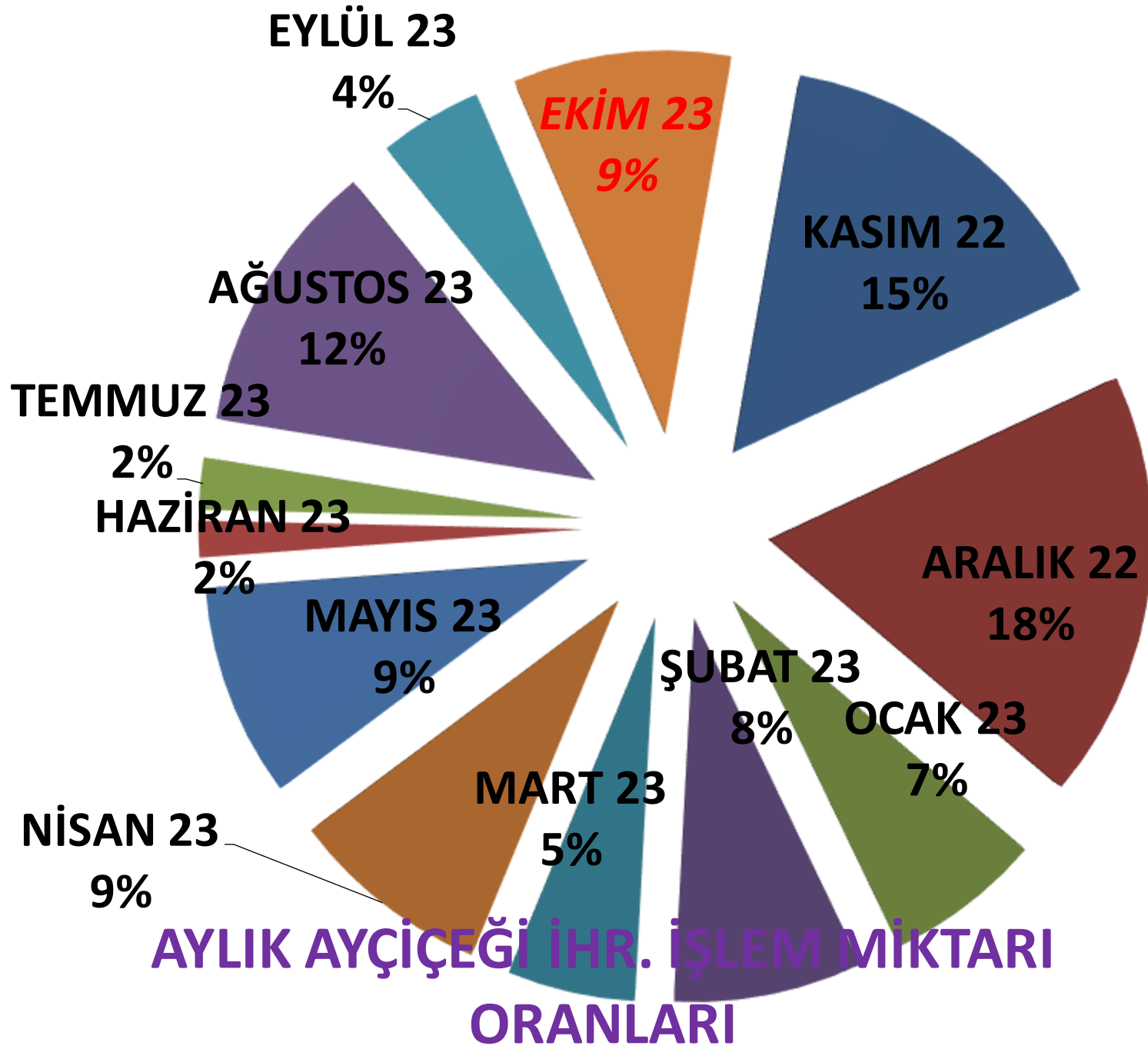
	2021 EKİM	2022 EKİM		2023 EKİM	
İHRACAT	427 TON	-12%	377 TON	-36%	243 TON

## AYÇEKİRDEĞİ İHRACAT MİKTARI (TON)



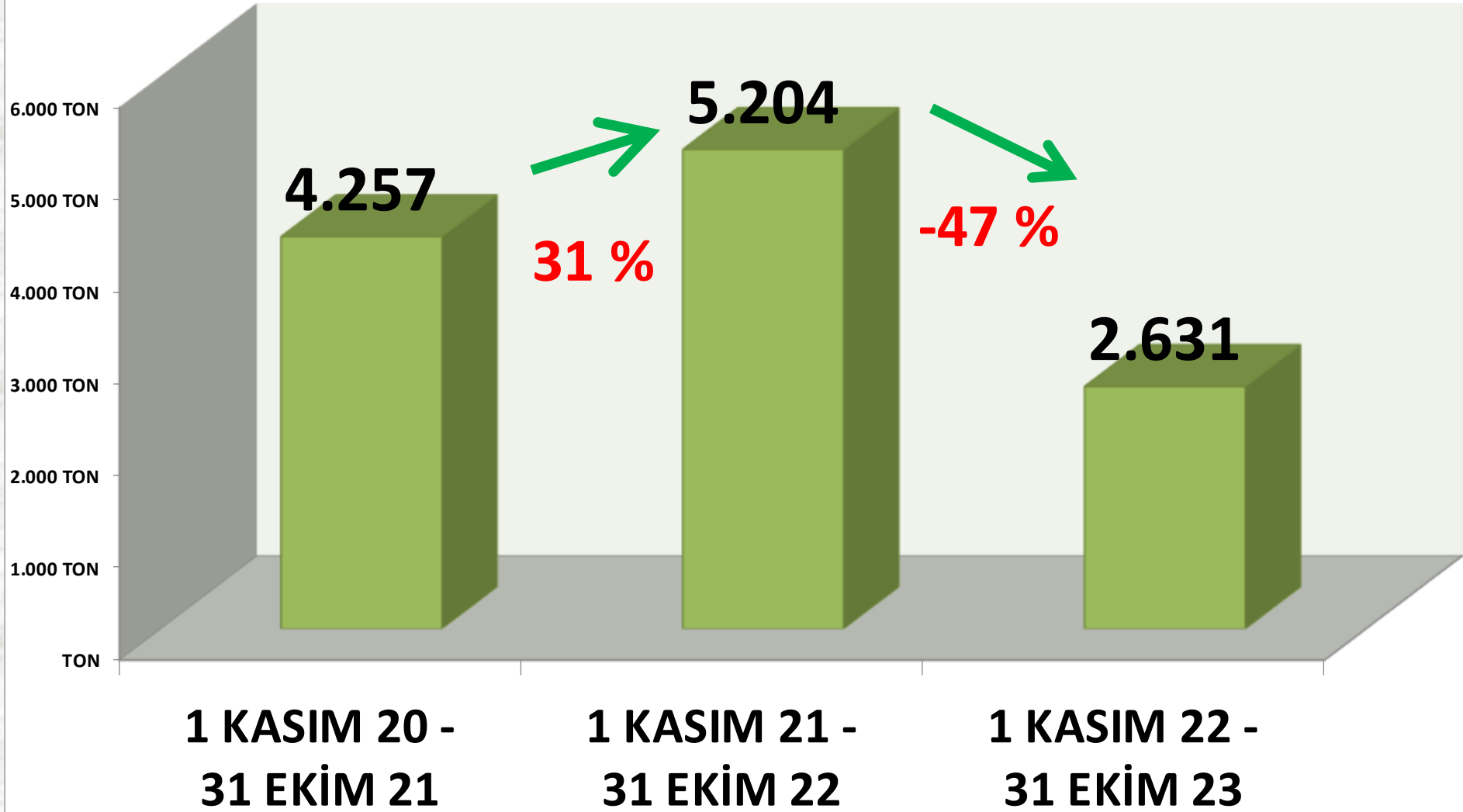
# Ayçiçeği İhracat (Ton)







# YILLIK TOPLAM AYÇIĞEĞİ İHRACAT MİKTARI (TON)



# SÜT

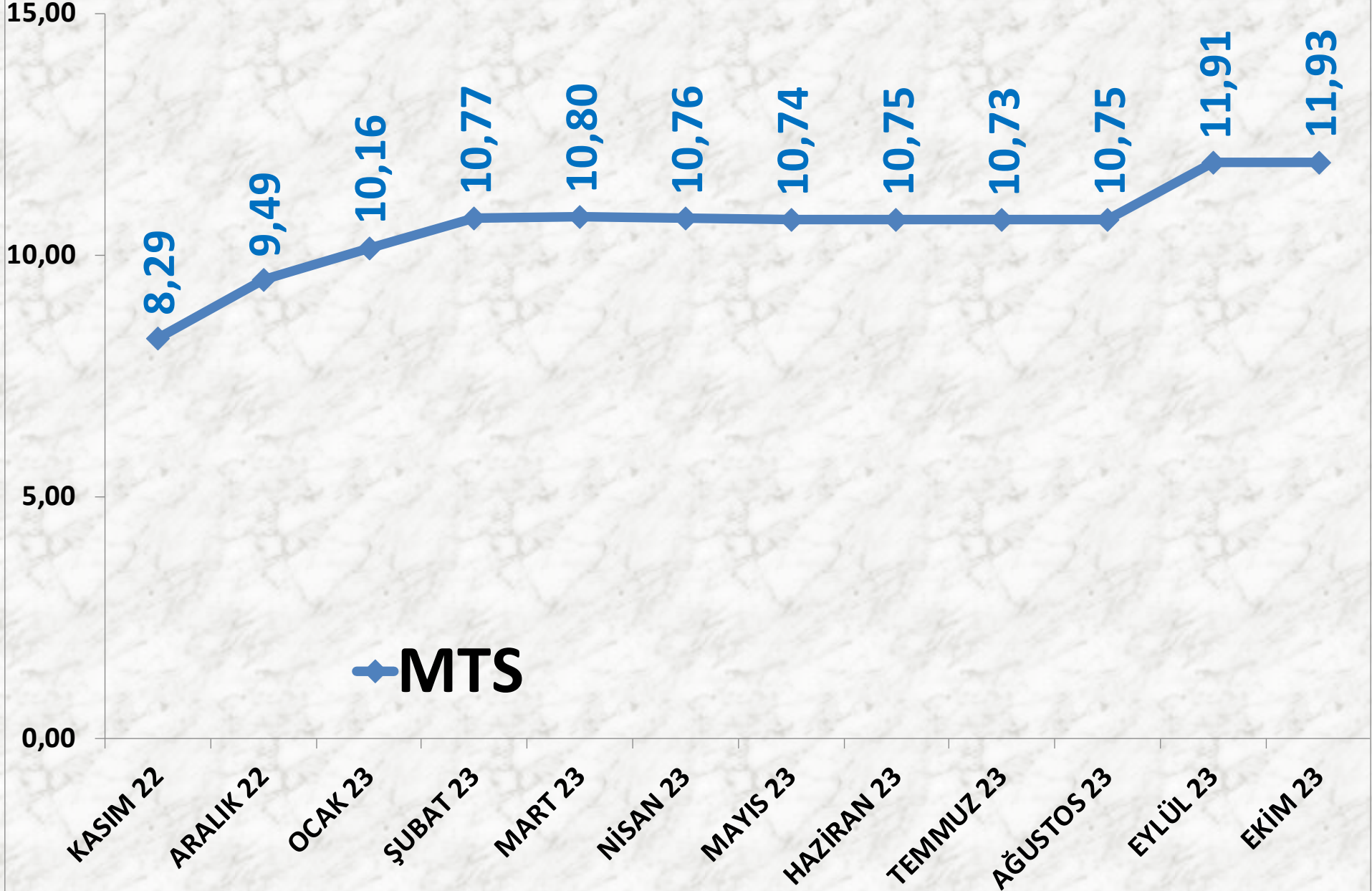
<b>İŞLEM MİKTARI (M<sup>3</sup>)</b>	<b>2021 EKİM</b>	<b>2022 EKİM</b>		<b>2023 EKİM</b>	
MTS	28.963 M <sup>3</sup>	-17%	24.002 M <sup>3</sup>	12%	26.864 M <sup>3</sup>

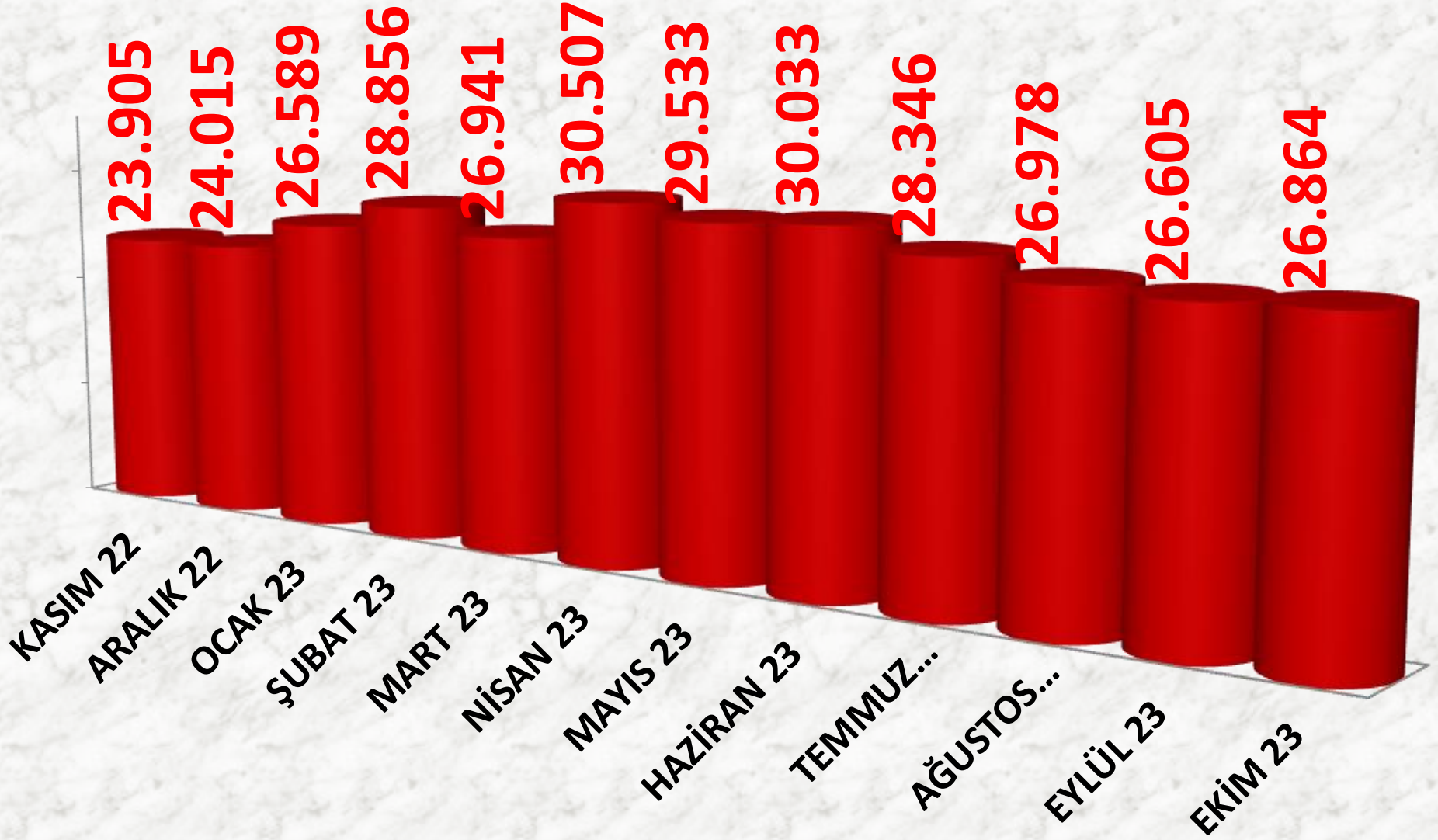
<b>EN AZ FİYAT</b>	<b>2021 EKİM</b>	<b>2022 EKİM</b>		<b>2023 EKİM</b>	
MTS	2,79 TL	147%	6,90 TL	49%	10,30 TL

<b>EN ÇOK FİYAT</b>	<b>2021 EKİM</b>	<b>2022 EKİM</b>		<b>2023 EKİM</b>	
MTS	3,49 TL	135%	8,20 TL	95%	16,00 TL

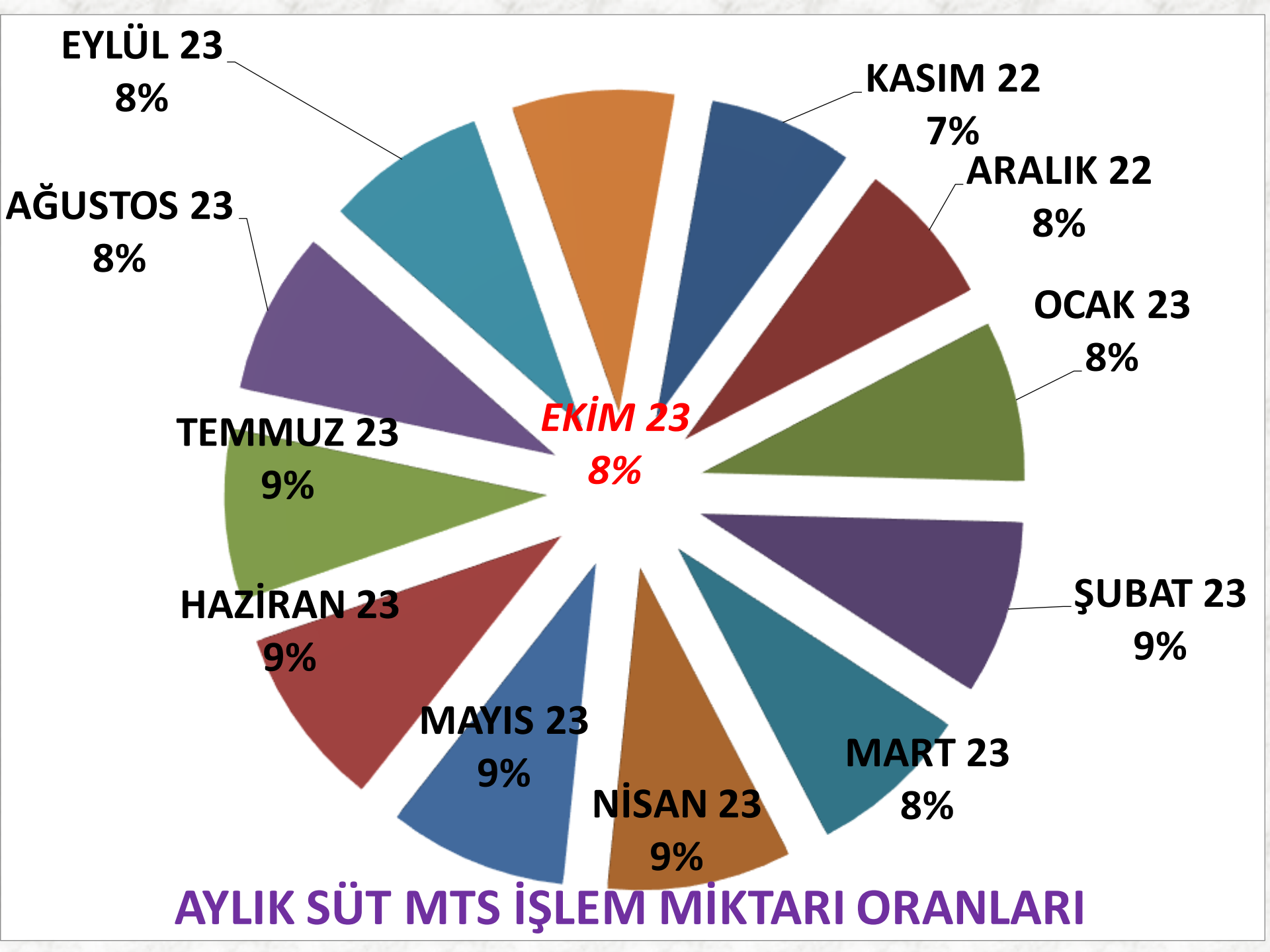
<b>ORTALAMA FİYAT</b>	<b>2021 EKİM</b>	<b>2022 EKİM</b>		<b>2023 EKİM</b>	
MTS	3,09 TL	138%	7,35 TL	62%	11,93 TL

# AYLIK İNEK SÜTÜ FİYAT TRENDİ<sub>(TL)</sub>

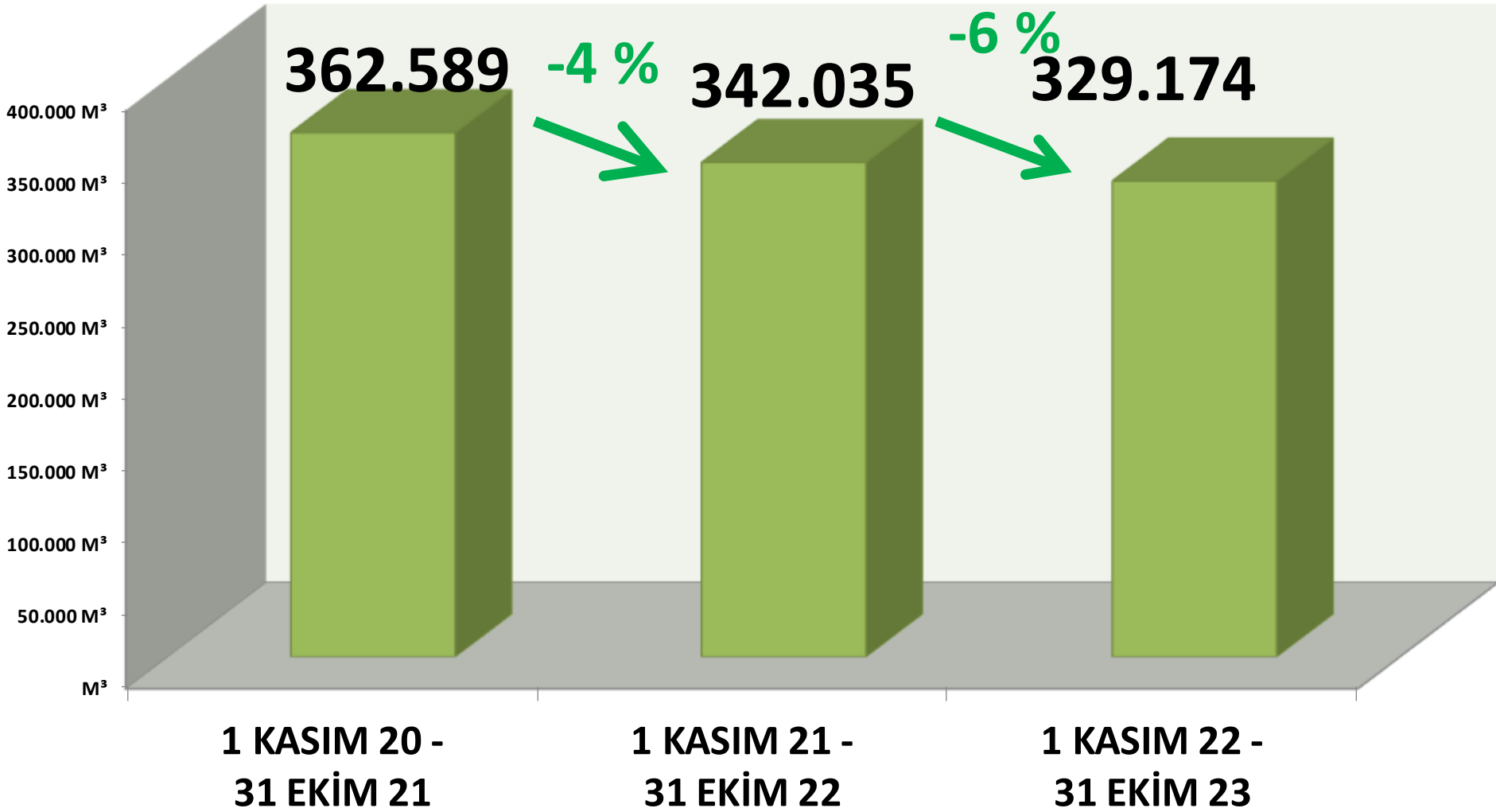




**AYLIK SÜT İŞLEM MİKTARI (M<sup>3</sup>)**



# YILLIK İNEK SÜTÜ İŞLEM MİKTARI (TON)



# BEYAZ HAŞHAŞ

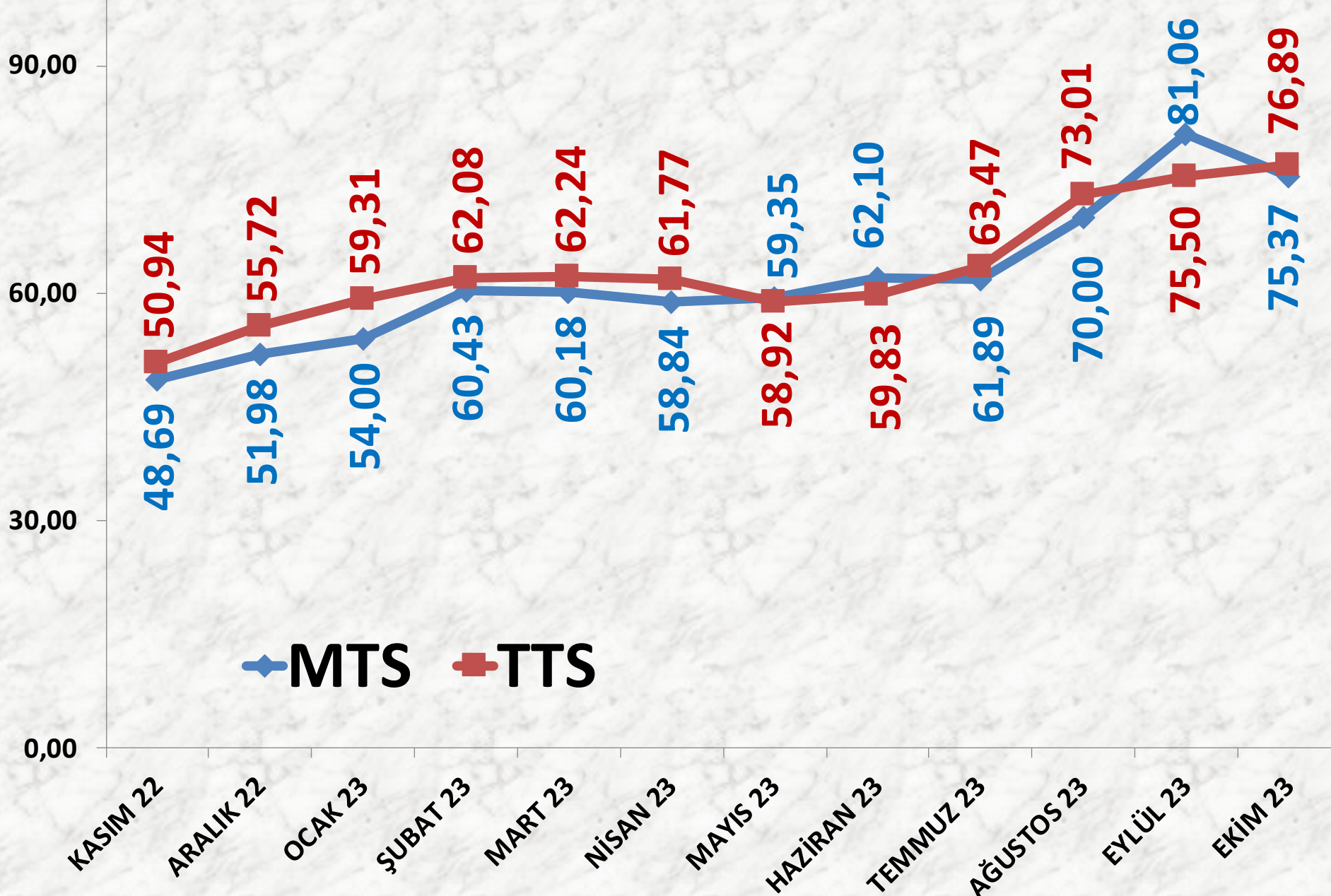
<b>İŞLEM MİKTARI TON</b>	<b>2021 EKİM</b>	<b>2022 EKİM</b>		<b>2023 EKİM</b>	
MTS	81 TON	209%	251 TON	-80%	51 TON
TTS	492 TON	-61%	190 TON	-21%	151 TON

<b>EN AZ FİYAT</b>	<b>2021 EKİM</b>	<b>2022 EKİM</b>		<b>2023 EKİM</b>	
MTS	25,50 TL	84%	46,93 TL	52%	71,50 TL
TTS	23,27 TL	110%	48,96 TL	52%	74,46 TL

<b>EN ÇOK FİYAT</b>	<b>2021 EKİM</b>	<b>2022 EKİM</b>		<b>2023 EKİM</b>	
MTS	35,00 TL	49%	52,00 TL	50%	78,08 TL
TTS	32,00 TL	104%	65,17 TL	68%	109,70 TL

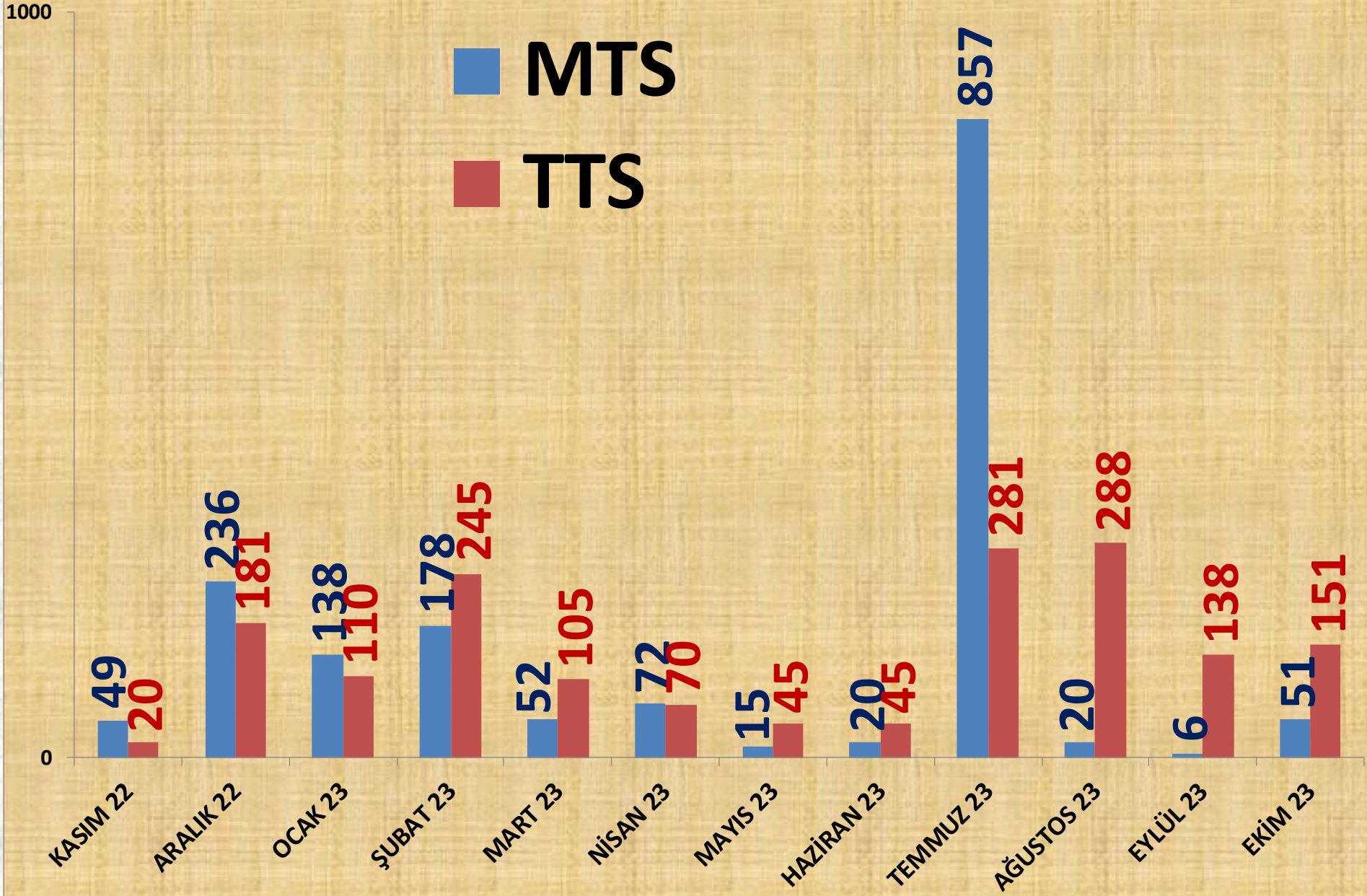
<b>ORTALAMA FİYAT</b>	<b>2021 EKİM</b>	<b>2022 EKİM</b>		<b>2023 EKİM</b>	
MTS	25,55 TL	90%	48,62 TL	55%	75,37 TL
TTS	24,91 TL	101%	50,14 TL	53%	76,89 TL

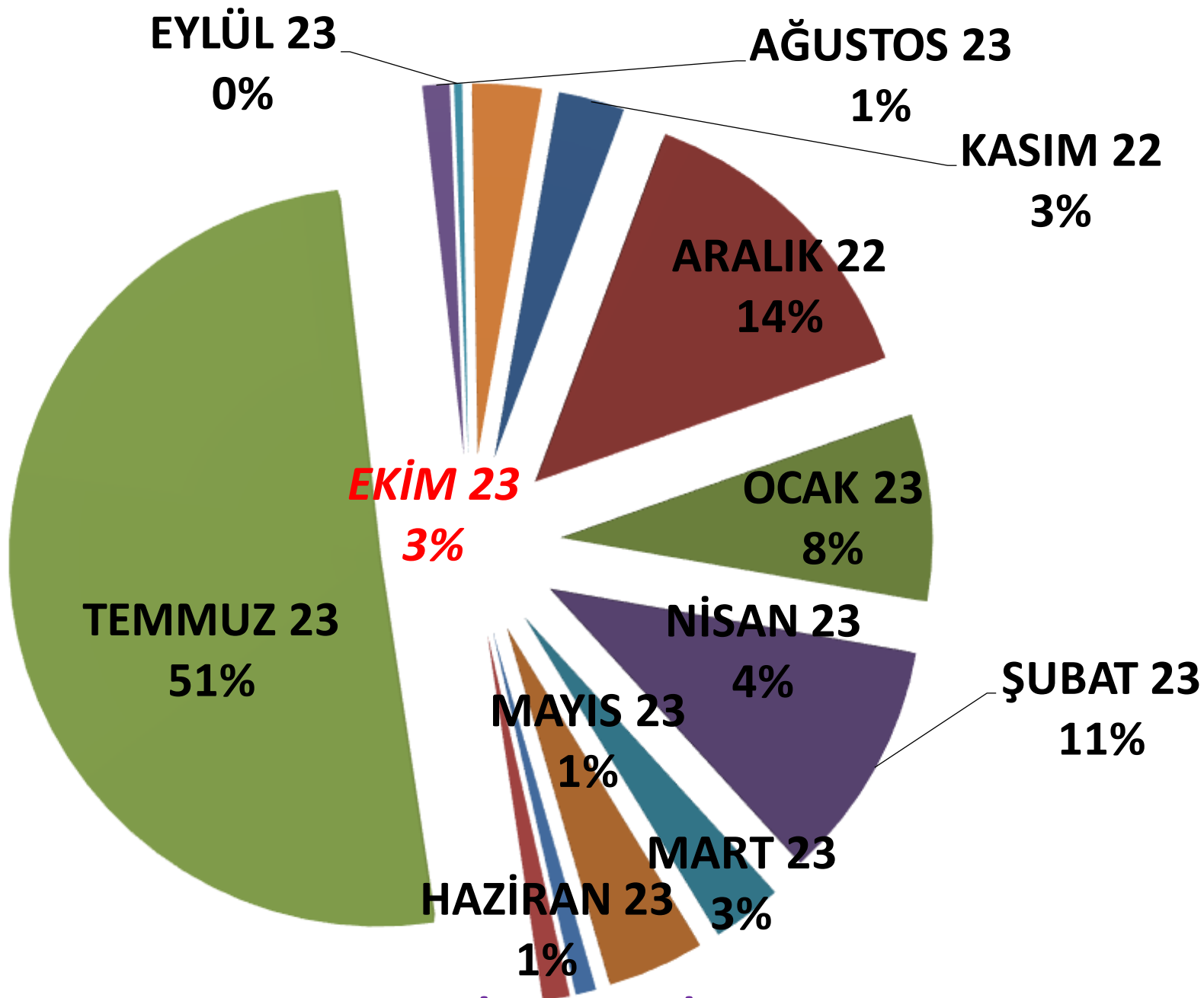
# AYLIK B. HAŞHAŞ FİYAT TRENDİ (₺)





# AYLIK B. HAŞHAŞ İŞLEM MİKTARI (TON)



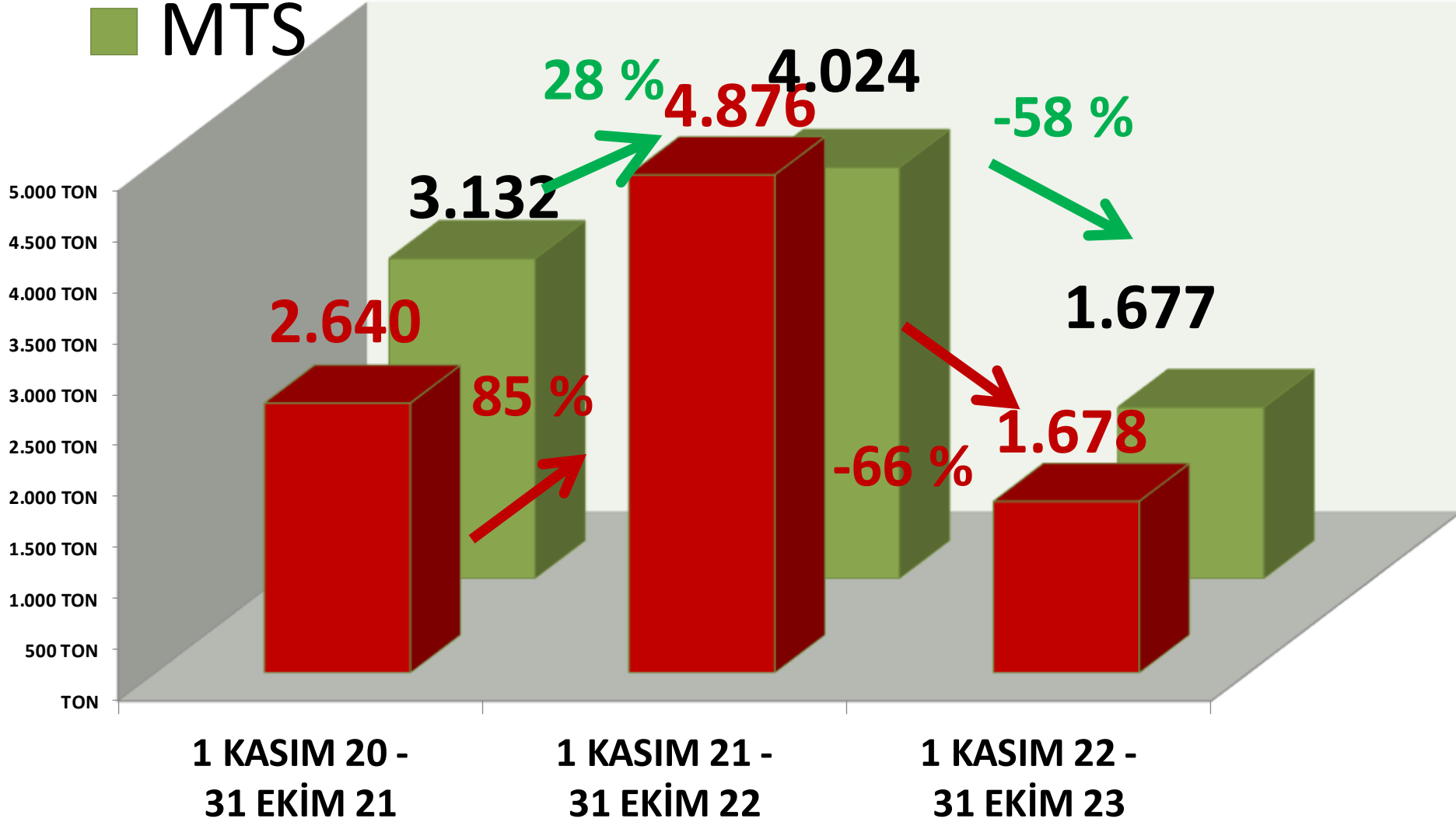


**AYLIK B. HAŞHAŞ MTS İŞLEM MİKTARI ORANLARI**

■ TTS

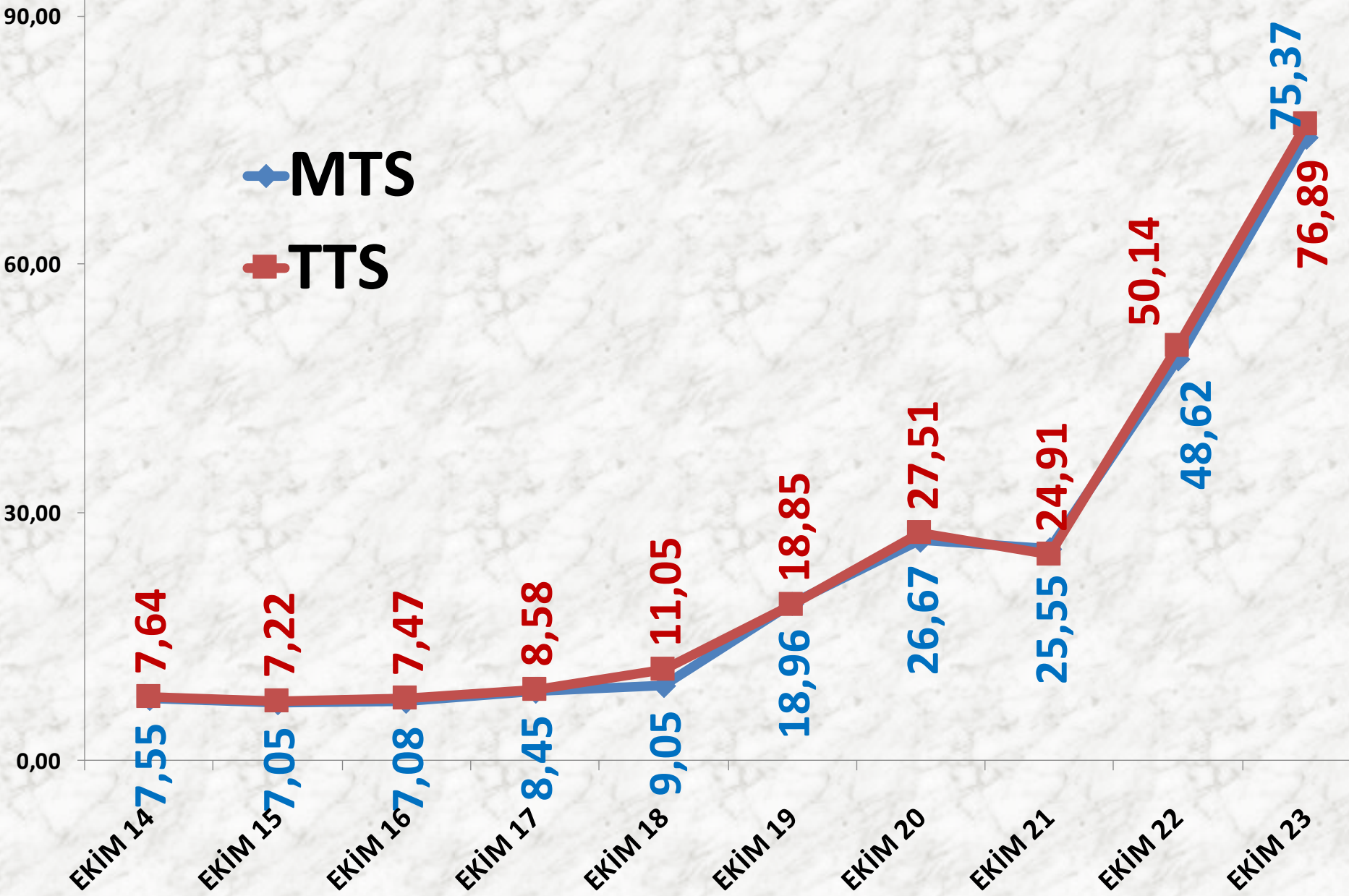
# YILLIK B. HAŞHAŞ İŞLEM MİKTARI (TON)

■ MTS



# EKİM AYLARI B. HAŞHAŞ FİYAT TRENDİ (TL)

◆ MTS  
■ TTS



# MAVİ HAŞHAŞ

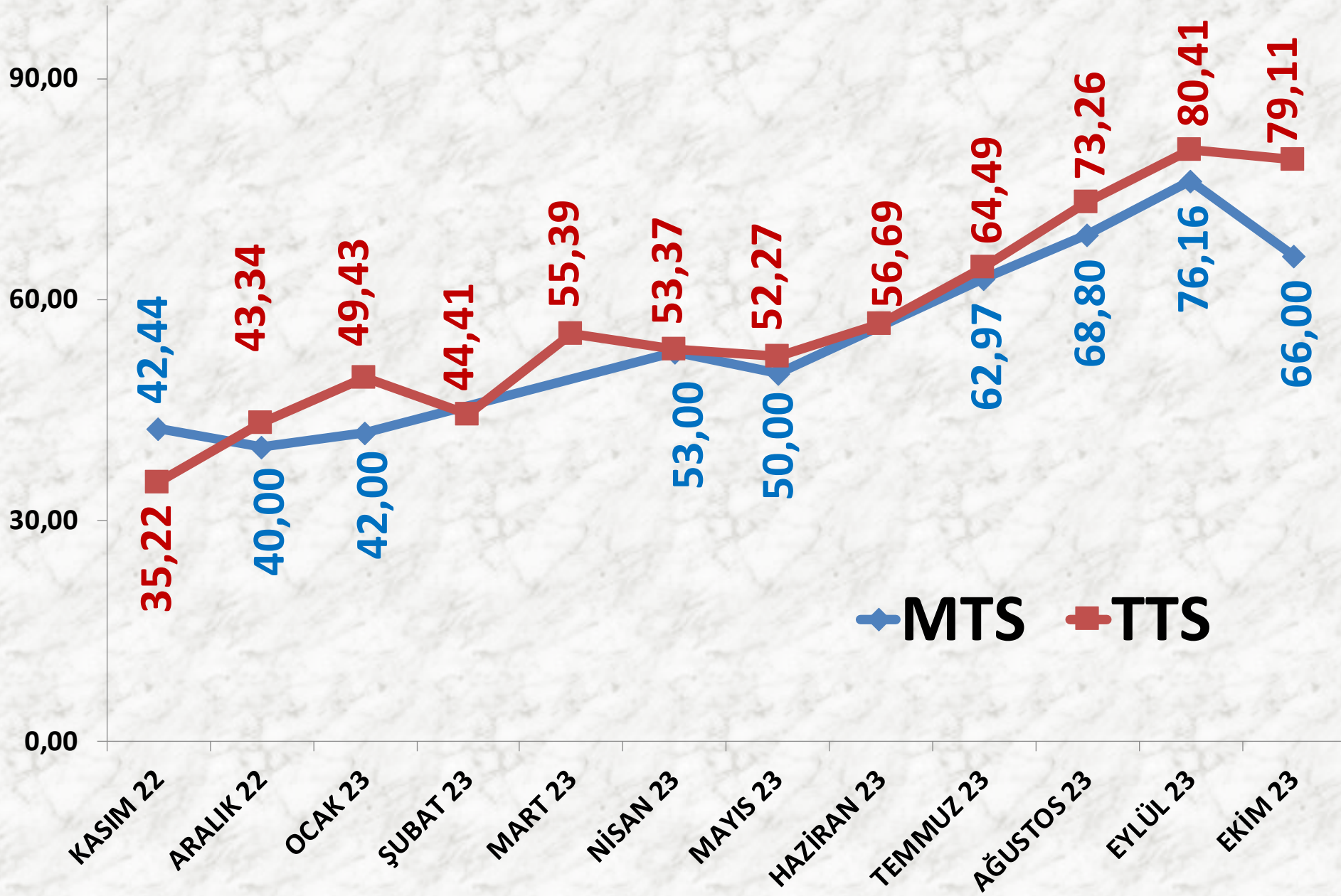
<b>İŞLEM MİKTARI TON</b>	<b>2021 EKİM</b>	<b>2022 EKİM</b>		<b>2023 EKİM</b>	
MTS	99 TON	36%	134 TON	-74%	34 TON
TTS	234 TON	-87%	31 TON	69%	53 TON

<b>EN AZ FİYAT</b>	<b>2021 EKİM</b>	<b>2022 EKİM</b>		<b>2023 EKİM</b>	
MTS	18,10 TL	149%	45,00 TL	47%	66,00 TL
TTS	15,50 TL	221%	49,80 TL	47%	73,00 TL

<b>EN ÇOK FİYAT</b>	<b>2021 EKİM</b>	<b>2022 EKİM</b>		<b>2023 EKİM</b>	
MTS	18,68 TL	168%	50,00 TL	32%	66,00 TL
TTS	28,00 TL	148%	69,50 TL	58%	110,00 TL

<b>ORTALAMA FİYAT</b>	<b>2021 EKİM</b>	<b>2022 EKİM</b>		<b>2023 EKİM</b>	
MTS	18,62 TL	157%	47,82 TL	38%	66,00 TL
TTS	18,67 TL	172%	50,87 TL	56%	79,11 TL

# AYLIK MAVİ HAŞHAŞ FİYAT TRENDİ (TL)

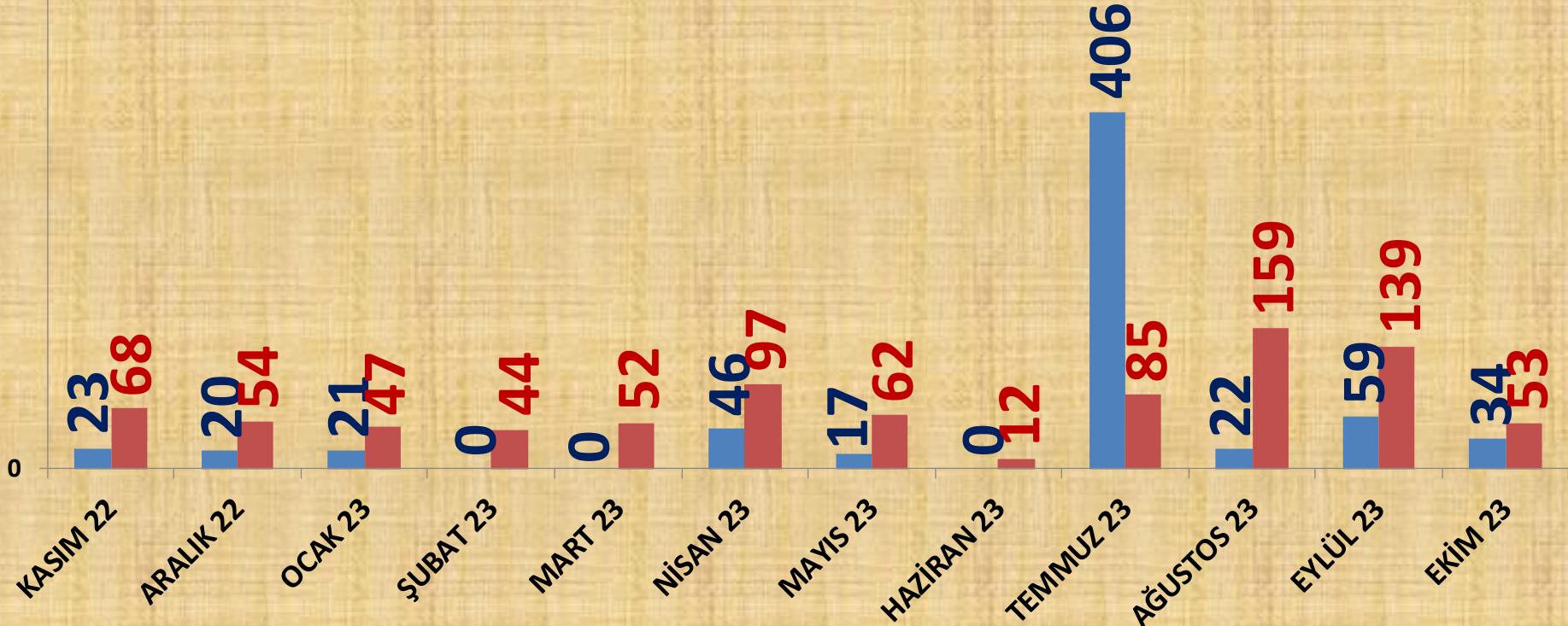


# AYLIK MAVİ HAŞHAŞ İŞLEM MİKTARI (TON)

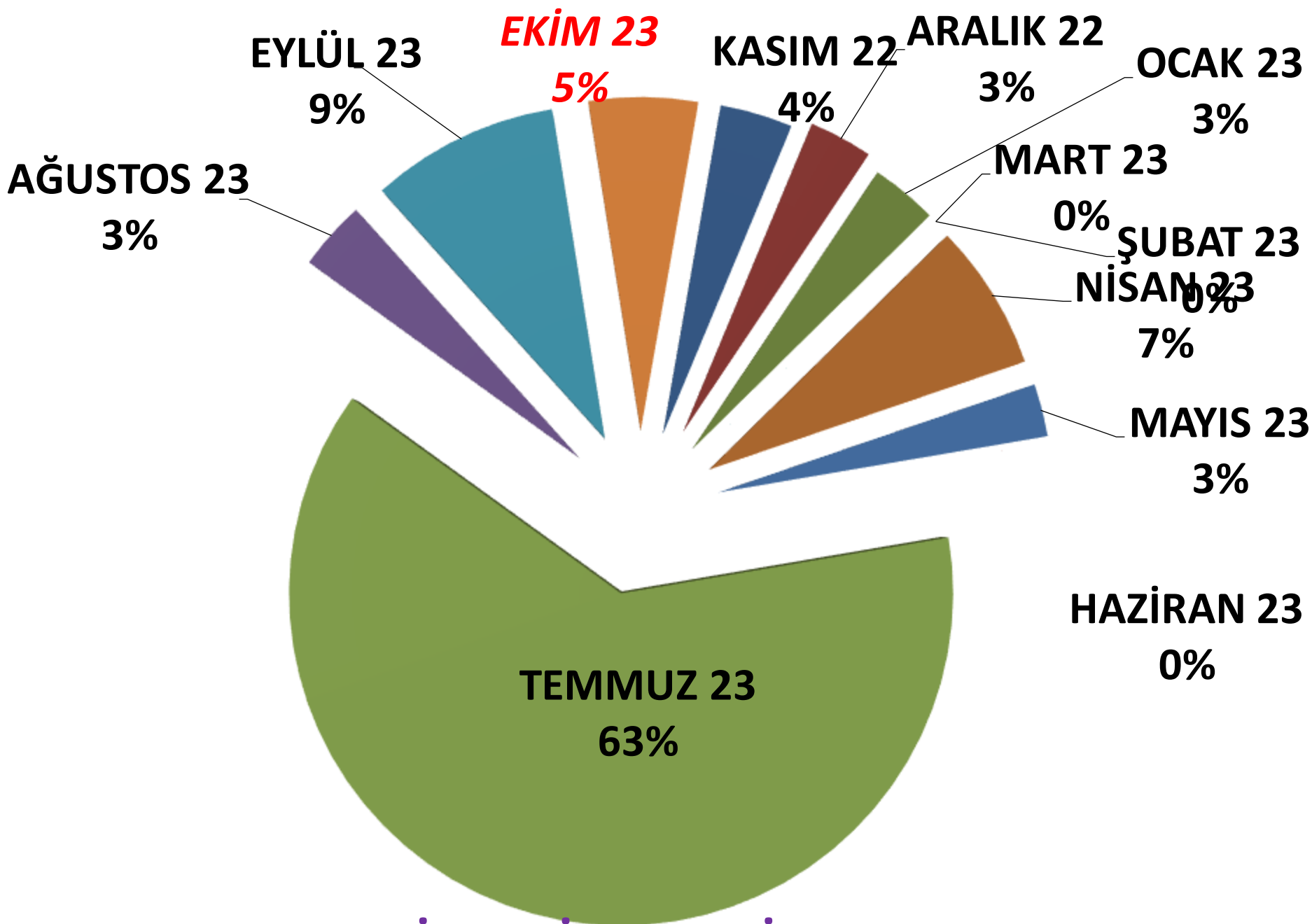
1000

■ MTS

■ TTS



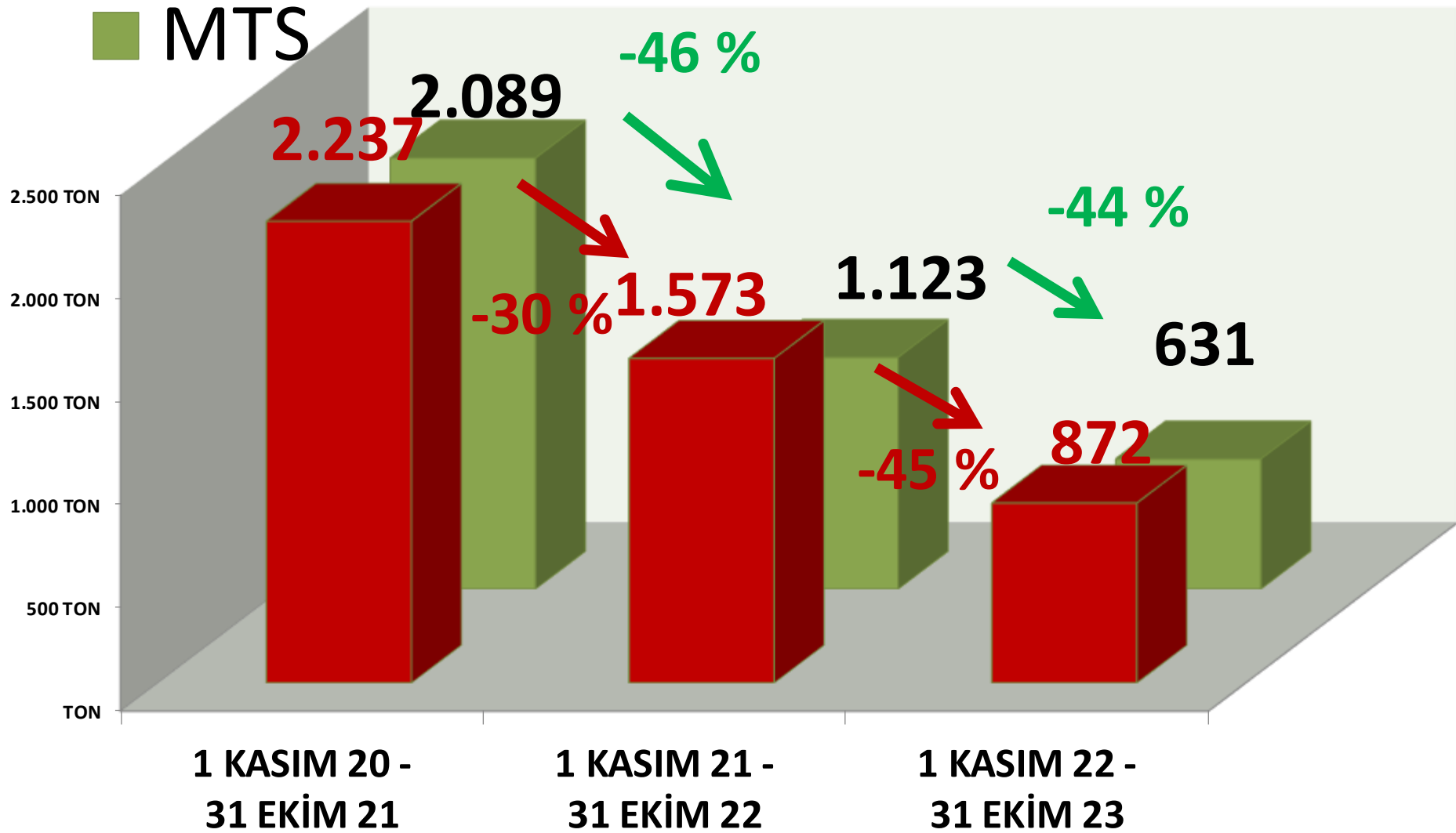
## AYLIK MAVİ MTS İŞLEM MİKTARI ORANLARI





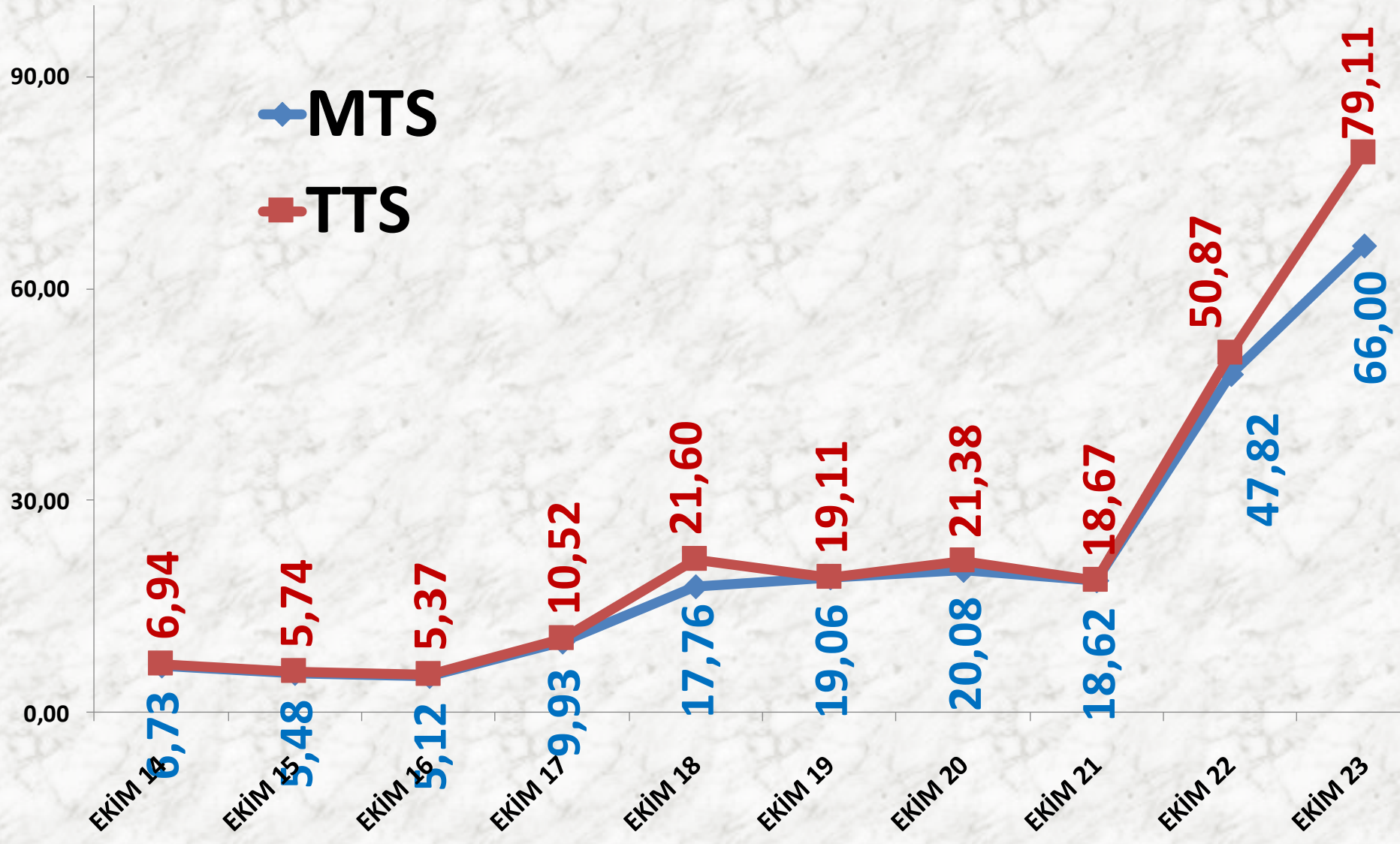
# TTS YILLIK MAVİ HAŞHAŞ İŞLEM MİKTARI

■ TTS  
■ MTS



# EKİM AYLARI MAVİ HAŞHAŞ FİYAT TRENDİ (TL)

◆ MTS  
■ TTS



# KÜTLÜ PAMUK

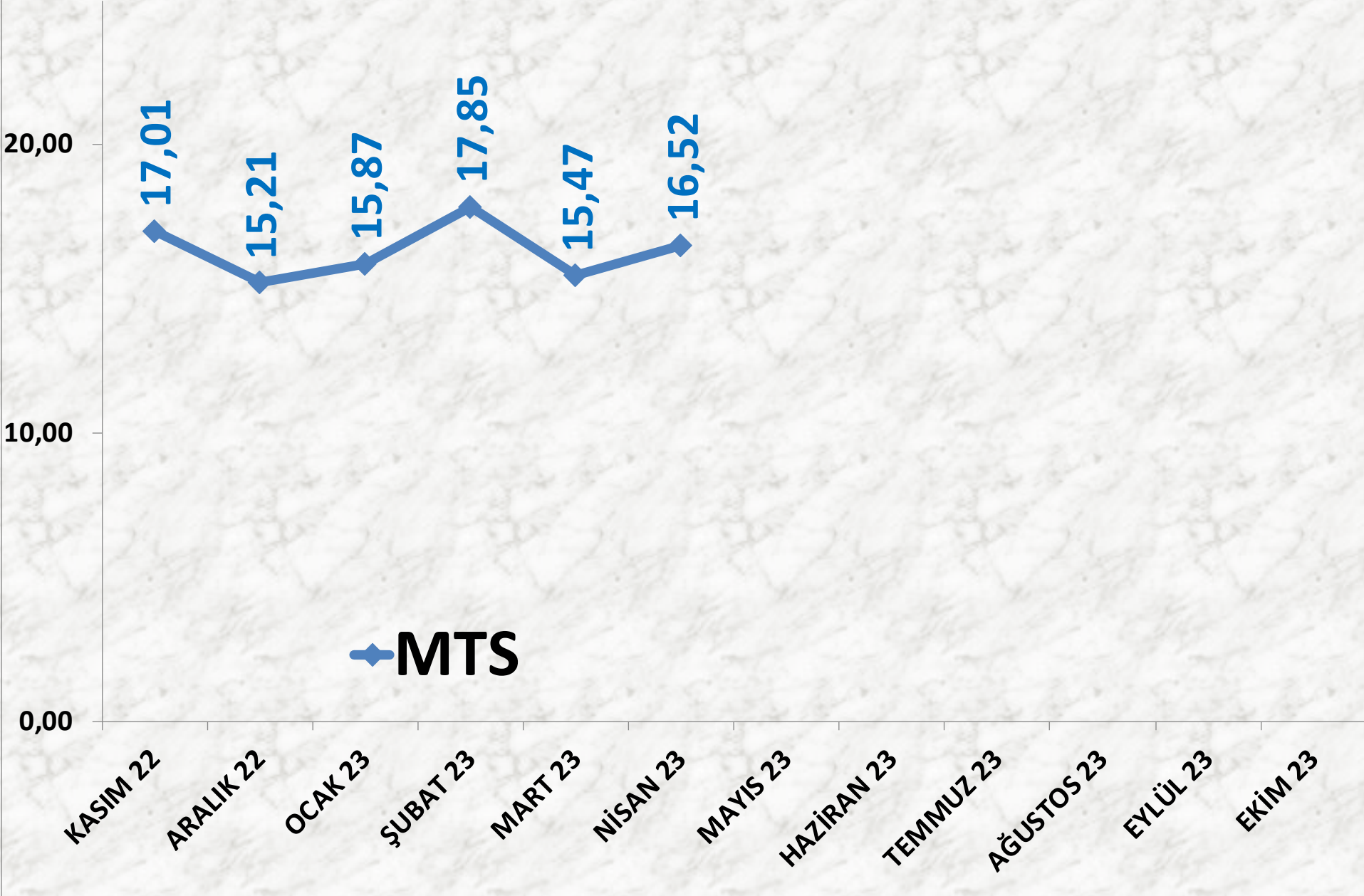
<b>İŞLEM MİKTARI TON</b>	<b>2021 EKİM</b>	<b>2022 EKİM</b>		<b>2023 EKİM</b>	
MTS	0	-	1.392 TON	-	TON

<b>EN AZ FİYAT</b>	<b>2021 EKİM</b>	<b>2022 EKİM</b>		<b>2023 EKİM</b>	
MTS	-	-	18,17 TL	-	-

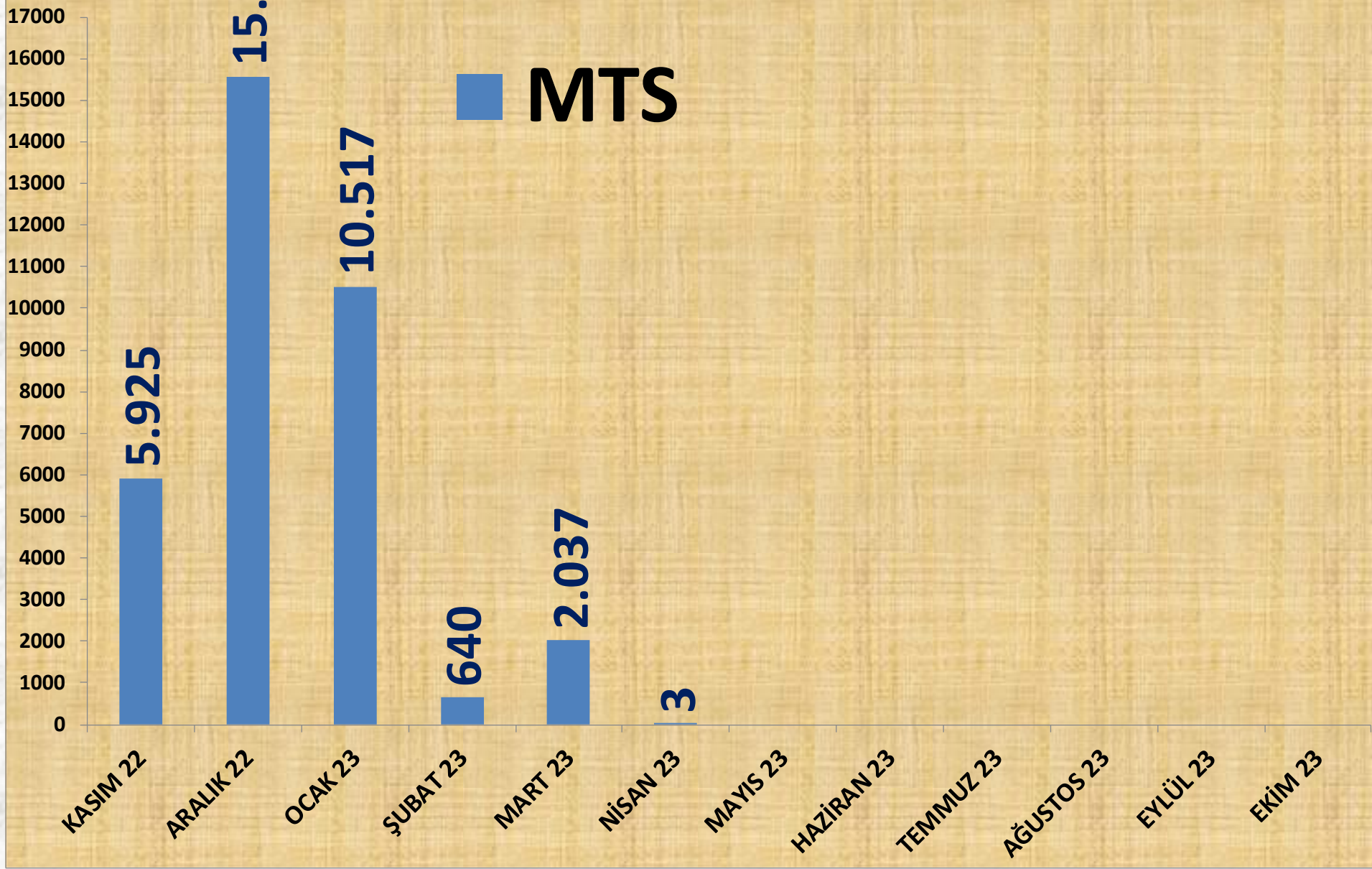
<b>EN ÇOK FİYAT</b>	<b>2021 EKİM</b>	<b>2022 EKİM</b>		<b>2023 EKİM</b>	
MTS	-	-	25,00 TL	-	-

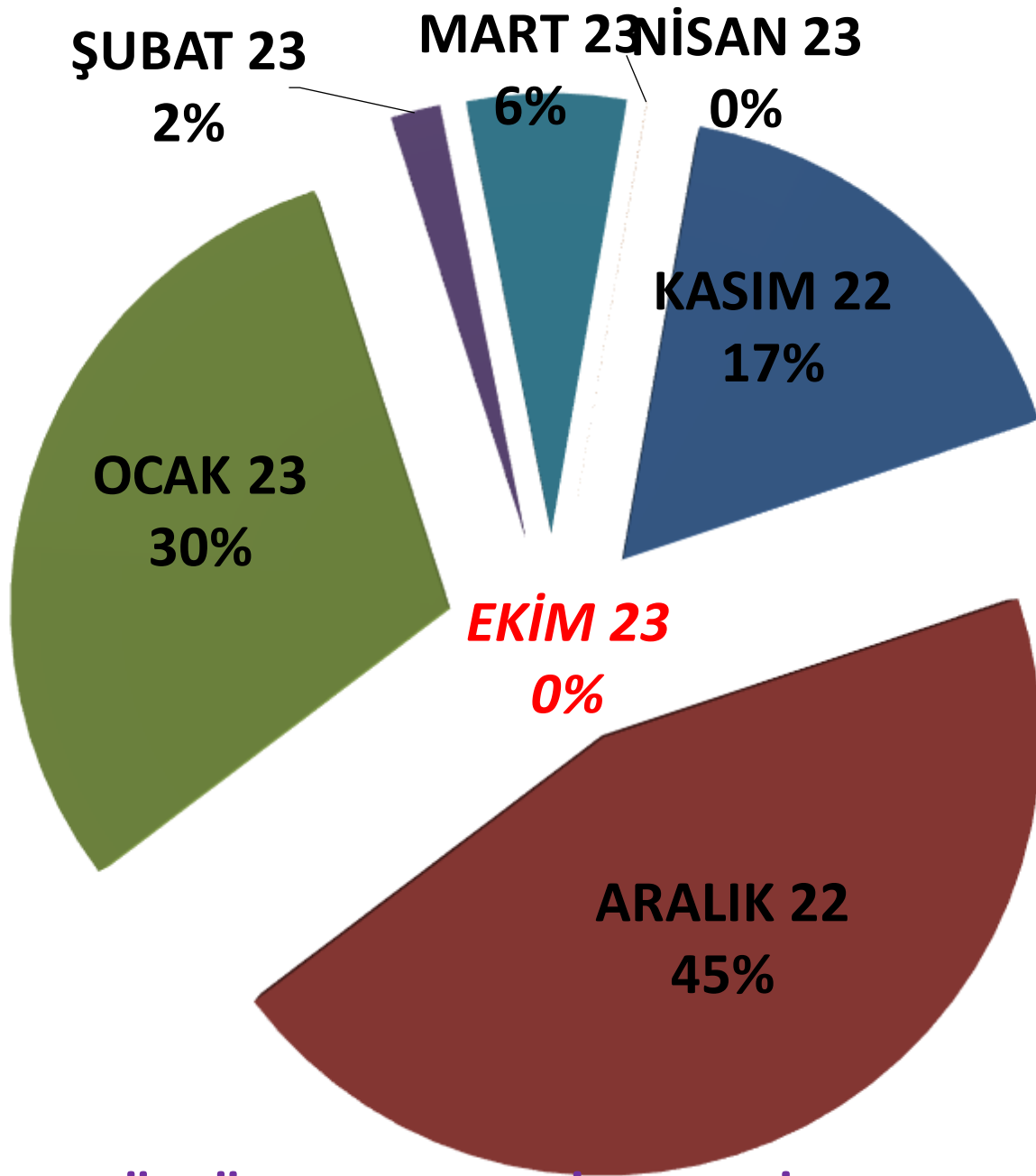
<b>ORTALAMA FİYAT</b>	<b>2021 EKİM</b>	<b>2022 EKİM</b>		<b>2023 EKİM</b>	
MTS	-	-	20,18 TL	-	-

# AYLIK KÜTLÜ PAMUK FİYAT TRENDİ<sub>(TL)</sub>



# AYLIK KÜTLÜ PAMUK İŞLEM MİKTARI (TON)





**AYLIK KÜTLÜ PAMUK MTS İŞLEM MİKTARI ORANLARI**

# YILLIK KÜTLÜ PAMUK İŞLEM MİKTARI

34.579

34.673

30.455

14 %

0 %

35.000 TON

30.000 TON

25.000 TON

20.000 TON

15.000 TON

10.000 TON

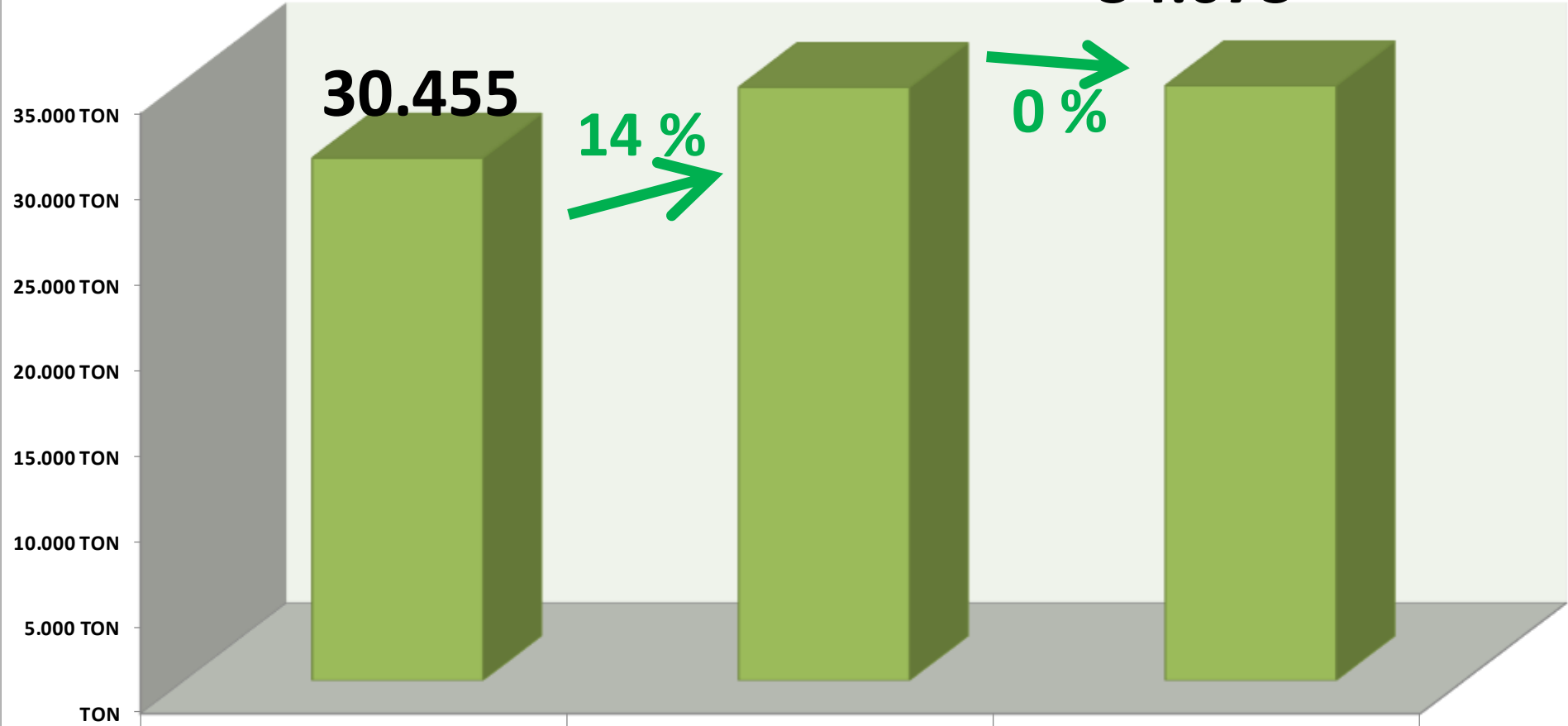
5.000 TON

TON

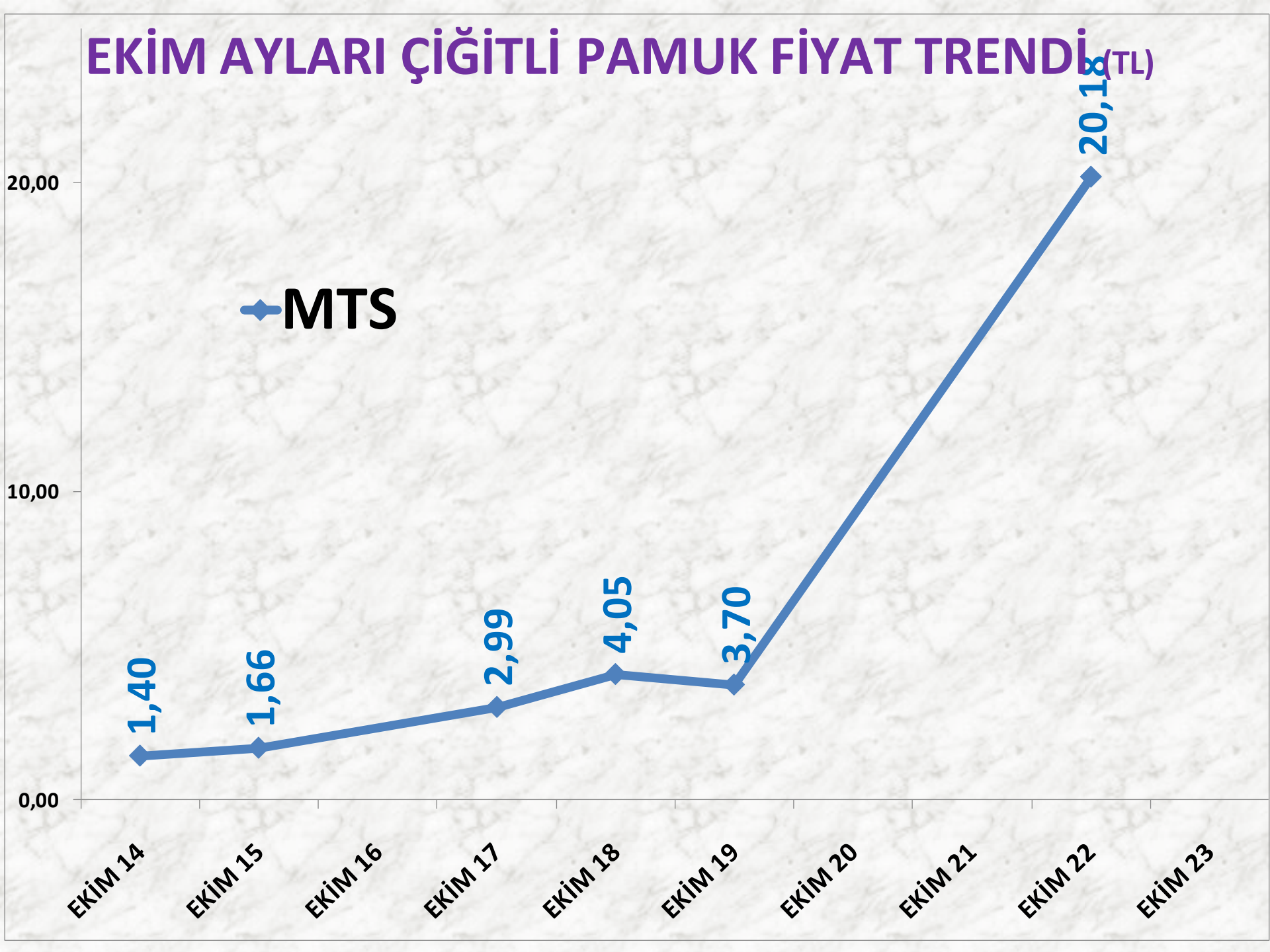
1 KASIM 20 -  
31 EKİM 21

1 KASIM 21 -  
31 EKİM 22

1 KASIM 22 -  
31 EKİM 23



# EKİM AYLARI ÇİĞİTLİ PAMUK FİYAT TRENDİ (TL)





# MAHLIÇ PAMUK

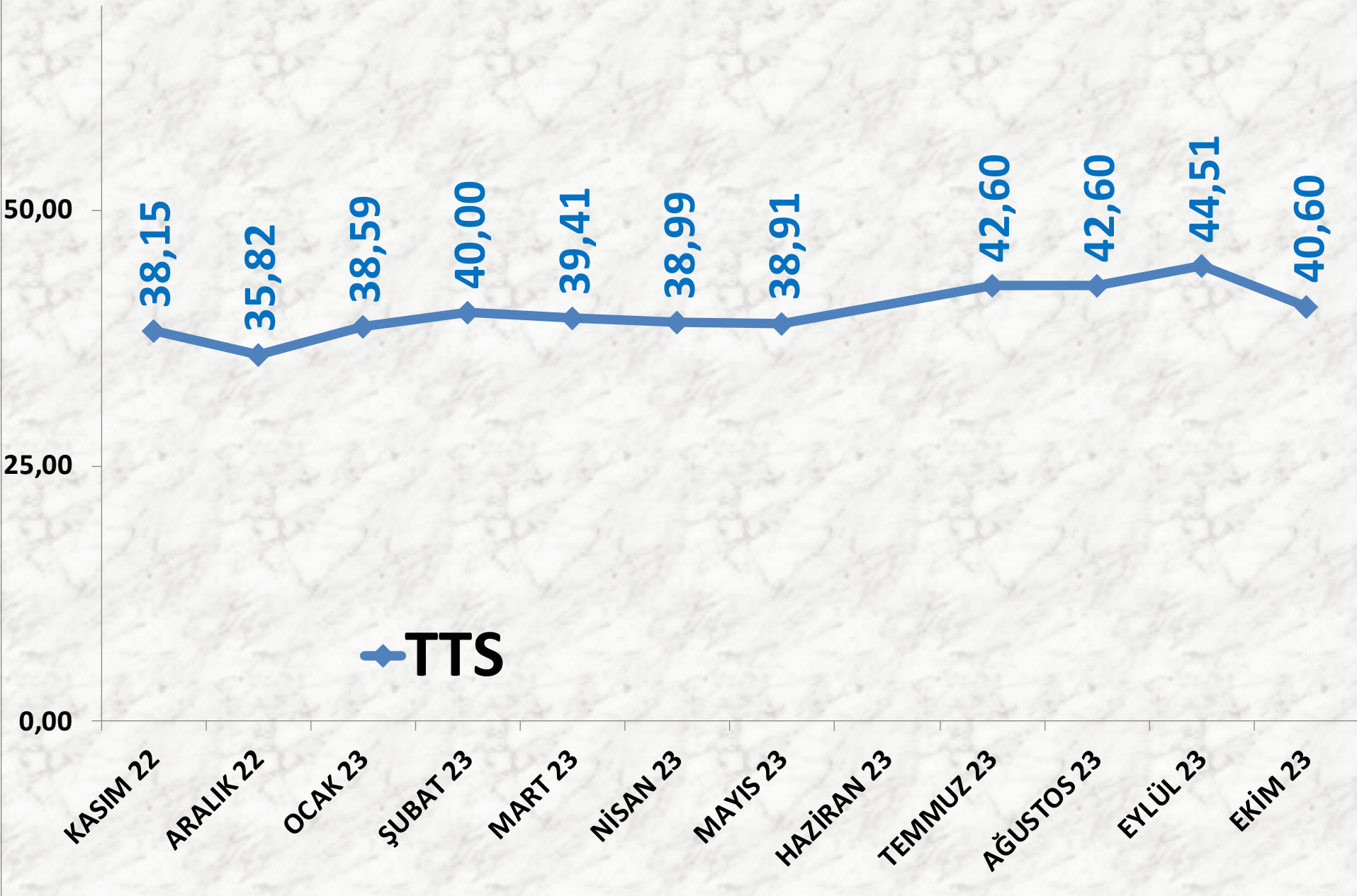
<b>İŞLEM MİKTARI TON</b>	<b>2021 EKİM</b>	<b>2022 EKİM</b>		<b>2023 EKİM</b>	
MTS	135 TON	38%	186 TON	73%	322 TON

<b>EN AZ FİYAT</b>	<b>2021 EKİM</b>	<b>2022 EKİM</b>		<b>2023 EKİM</b>	
MTS	26,00 TL	54%	40,00 TL	0%	40,00 TL

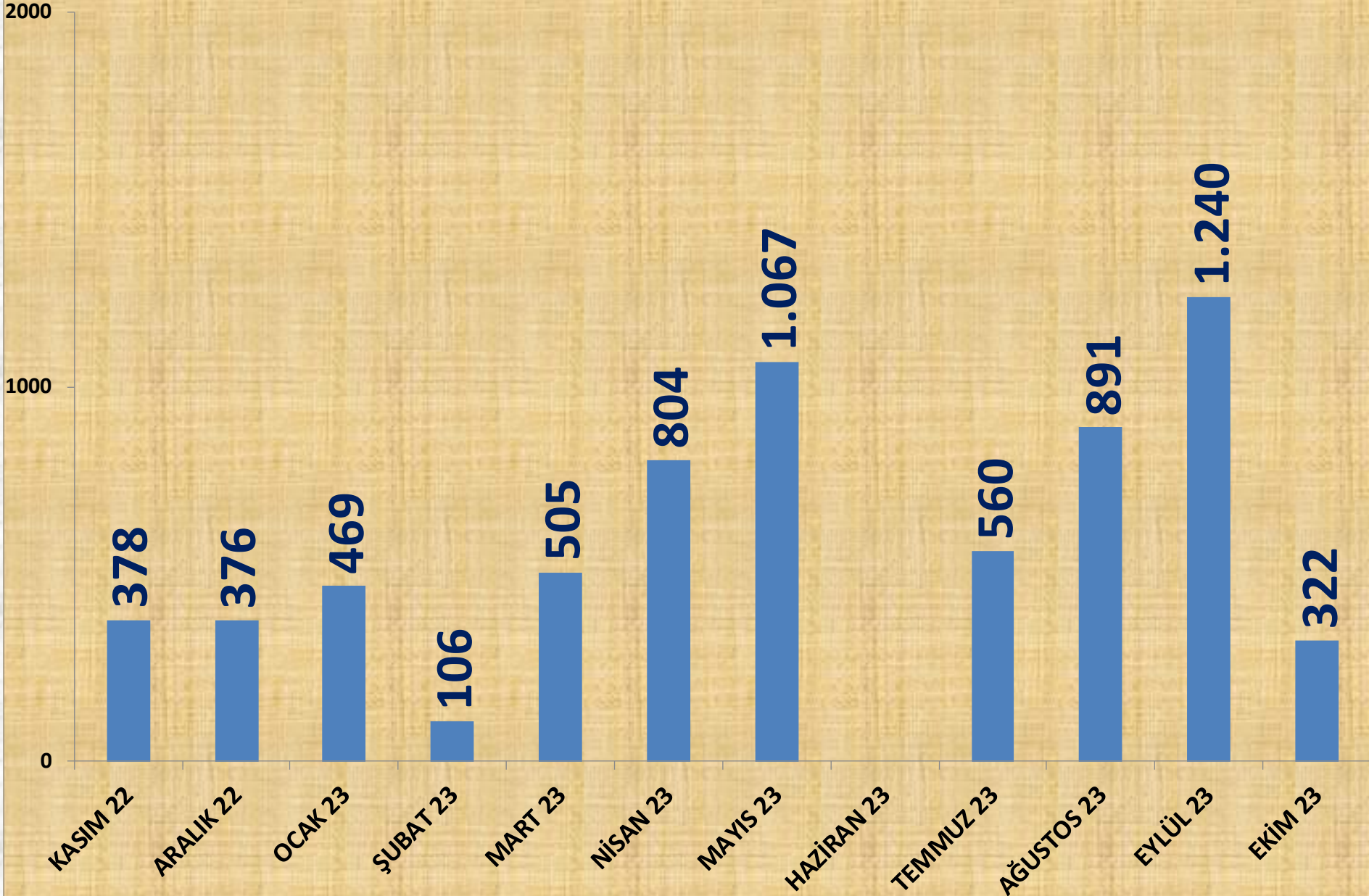
<b>EN ÇOK FİYAT</b>	<b>2021 EKİM</b>	<b>2022 EKİM</b>		<b>2023 EKİM</b>	
MTS	27,00 TL	48%	40,00 TL	4%	41,50 TL

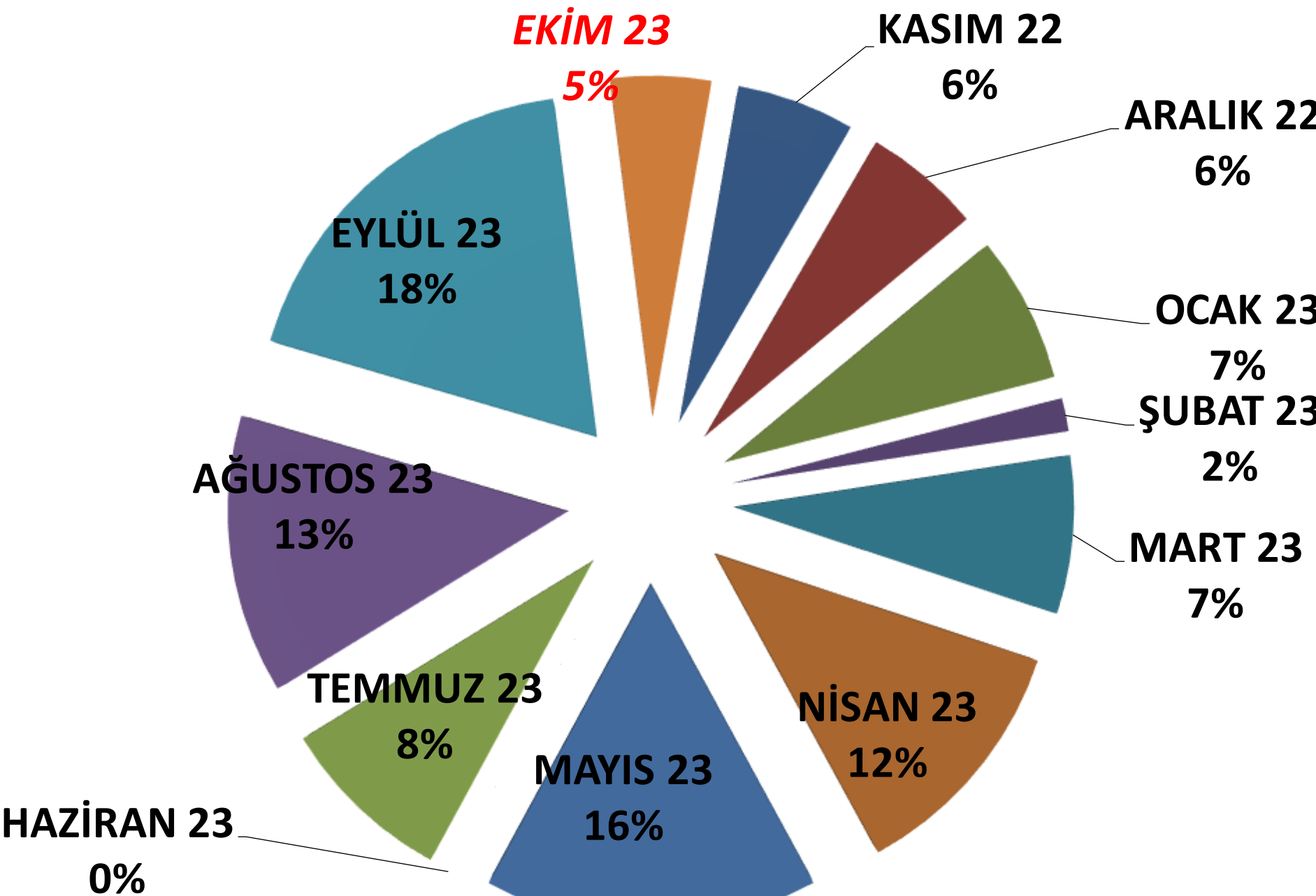
<b>ORTALAMA FİYAT</b>	<b>2021 EKİM</b>	<b>2022 EKİM</b>		<b>2023 EKİM</b>	
MTS	26,60 TL	50%	40,00 TL	2%	40,60 TL

# AYLIK MAHLIÇ PAMUK FİYAT TRENDİ (TL)



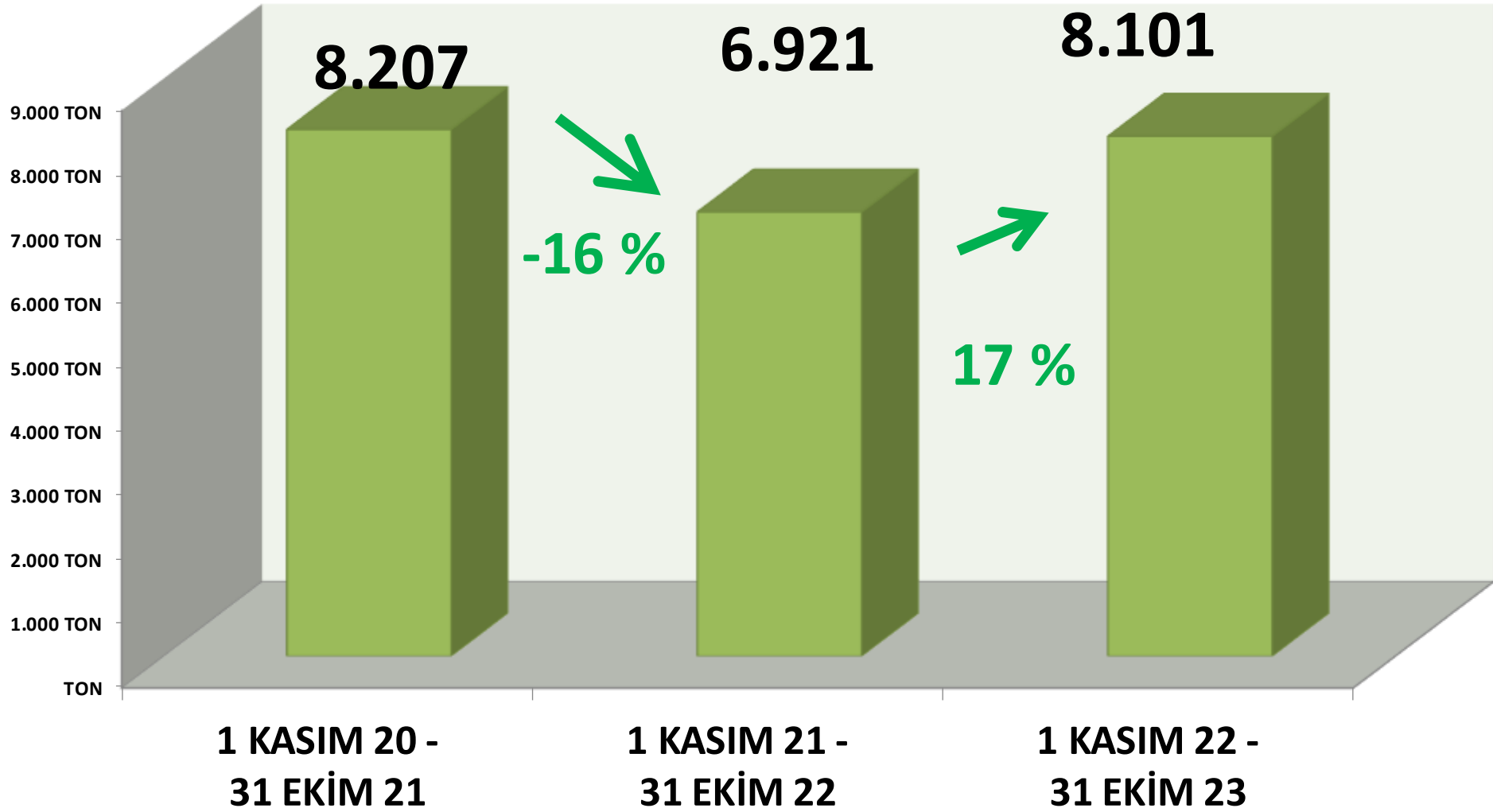
# AYLIK MAHLIÇ PAMUK İŞLEM MİKTARI (TON)



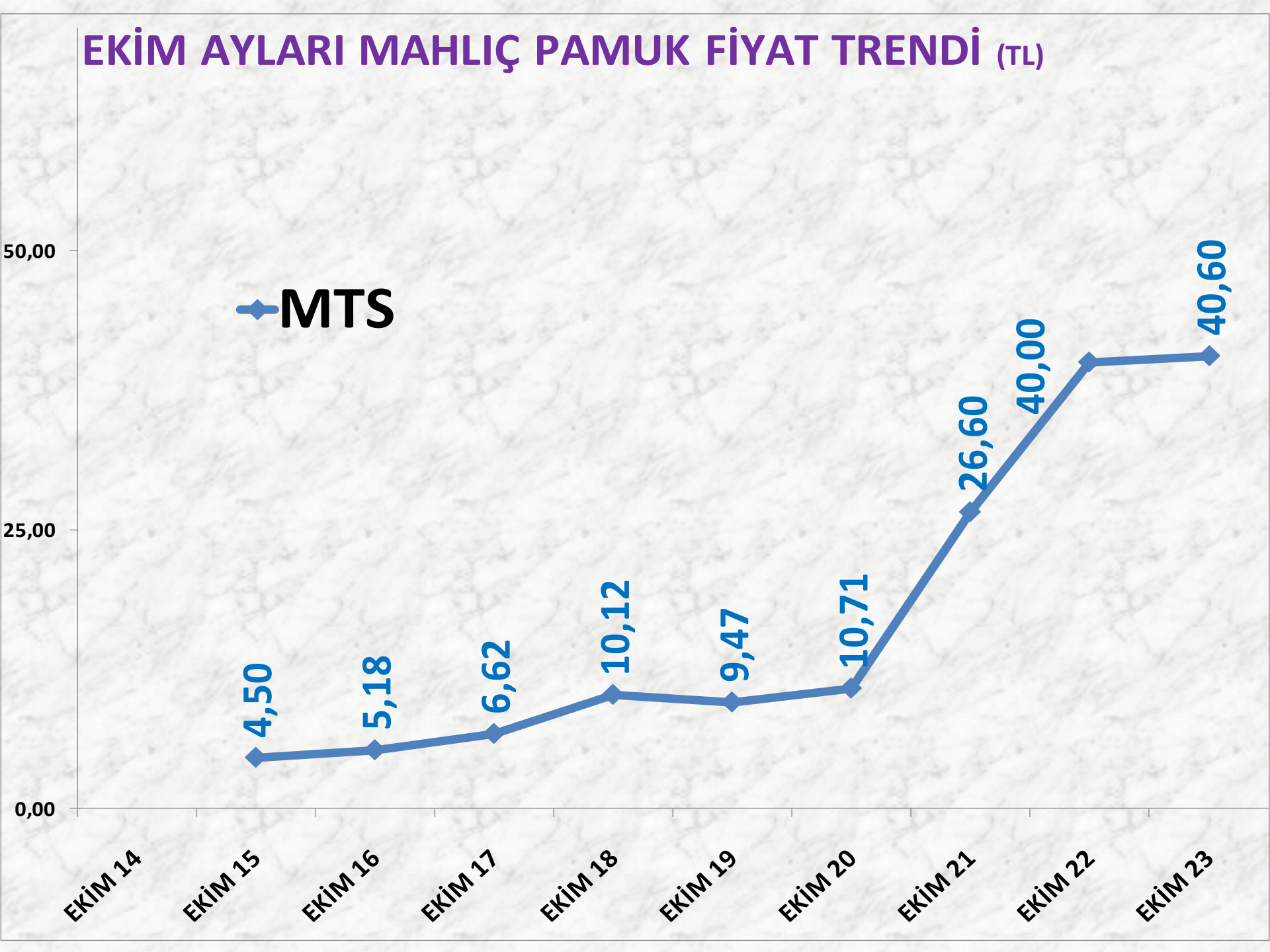


**AYLIK MAHLIÇ PAMUK MTS İŞLEM MİKTARI ORANLARI**

# YILLIK MAHLIÇ PAMUK İŞLEM MİKTARI



# EKİM AYLARI MAHLİÇ PAMUK FİYAT TRENDİ (TL)



# KEKİK

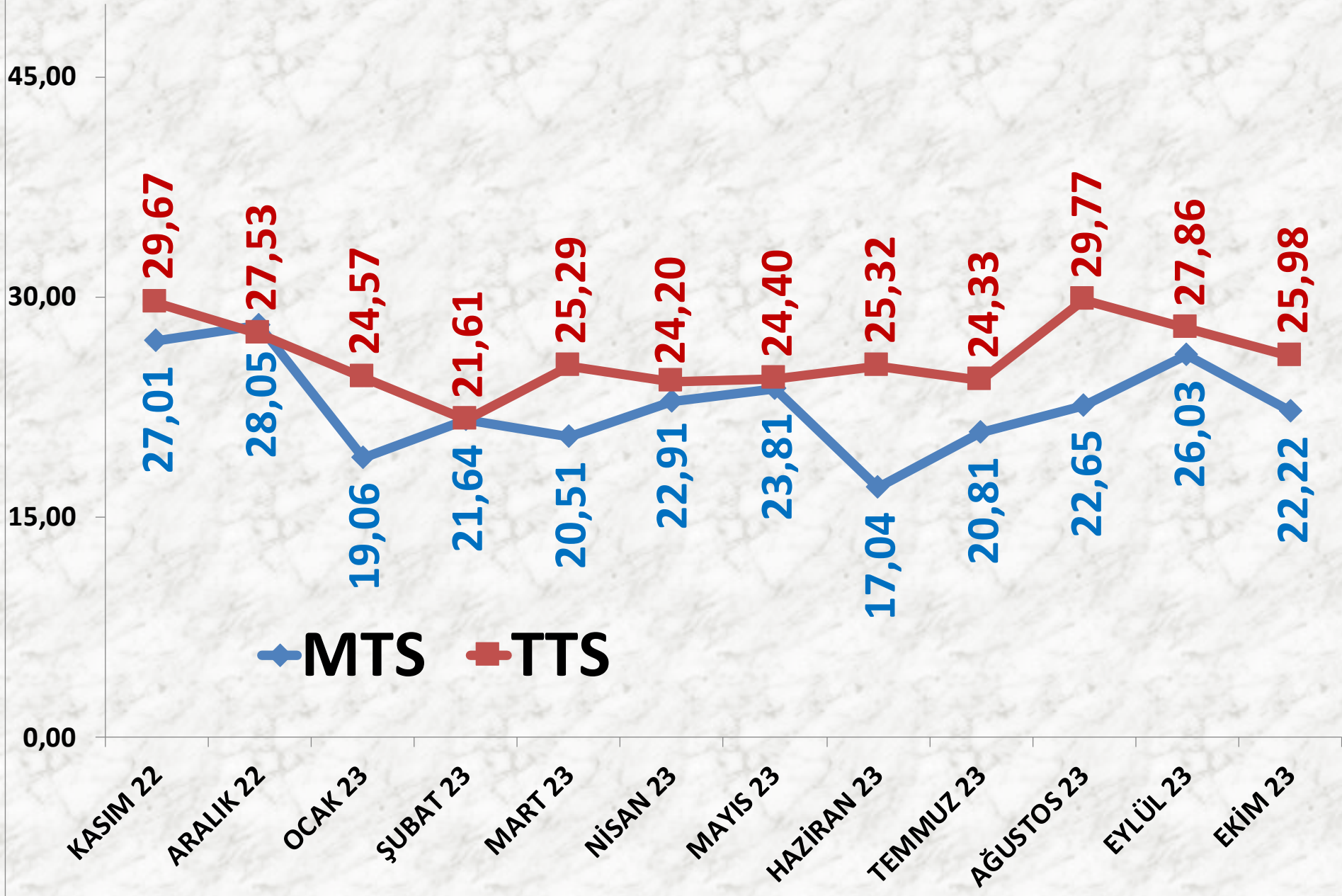
<b>İŞLEM MİKTARI TON</b>	<b>2021 EKİM</b>	<b>2022 EKİM</b>		<b>2023 EKİM</b>	
MTS	1.141 TON	6%	1.211 TON	78%	2.153 TON
TTS	1.173 TON	-24%	897 TON	87%	1.680 TON

<b>EN AZ FİYAT</b>	<b>2021 EKİM</b>	<b>2022 EKİM</b>		<b>2023 EKİM</b>	
MTS	11,04 TL	76%	19,48 TL	-28%	14,00 TL
TTS	7,80 TL	108%	16,25 TL	-8%	15,00 TL

<b>EN ÇOK FİYAT</b>	<b>2021 EKİM</b>	<b>2022 EKİM</b>		<b>2023 EKİM</b>	
MTS	19,00 TL	85%	35,12 TL	0%	35,00 TL
TTS	36,00 TL	4%	37,50 TL	50%	56,39 TL

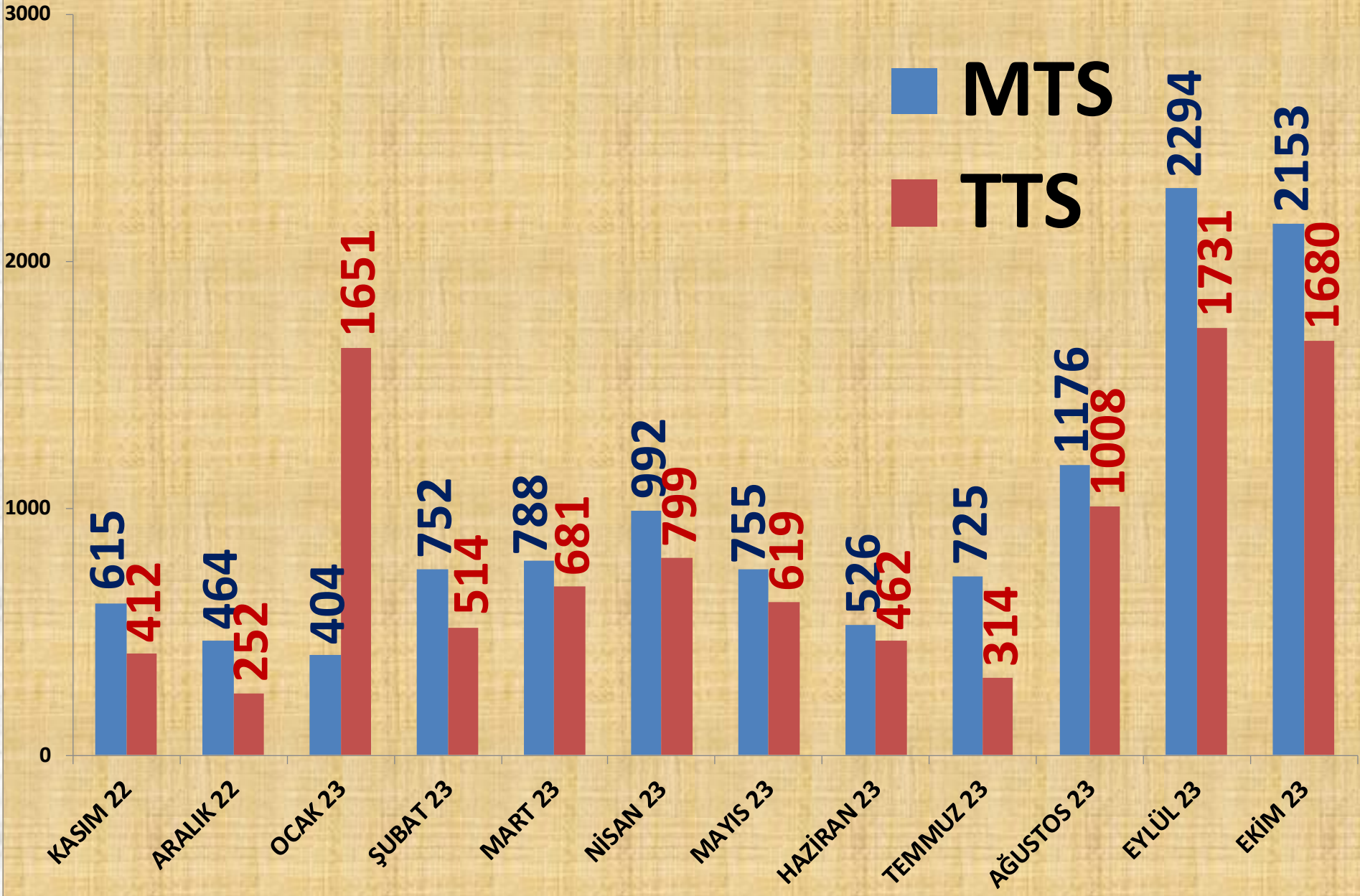
<b>ORTALAMA FİYAT</b>	<b>2021 EKİM</b>	<b>2022 EKİM</b>		<b>2023 EKİM</b>	
MTS	17,44 TL	59%	27,69 TL	-20%	22,22 TL
TTS	18,66 TL	65%	30,78 TL	-16%	25,98 TL

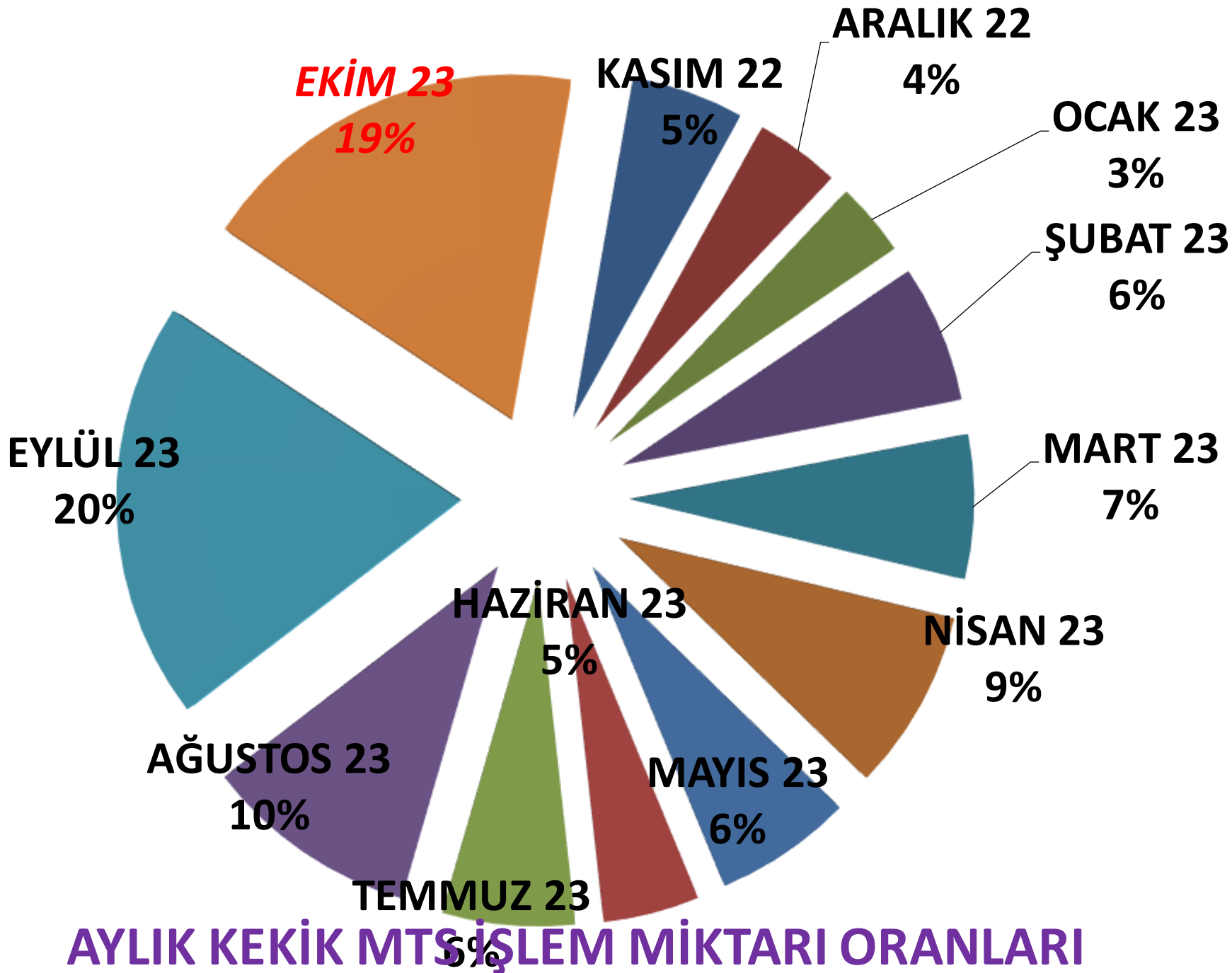
# AYLIK KEKİK FİYAT TRENDİ<sub>(TL)</sub>





# AYLIK KEKİK İŞLEM MİKTARI (TON)





■ TTS

# YILLIK KEKİK İŞLEM MİKTARI (TON)

■ MTS

11.655

10.780

-23 %

8.265

41 %

7.705

-13 %

6.723

51 %

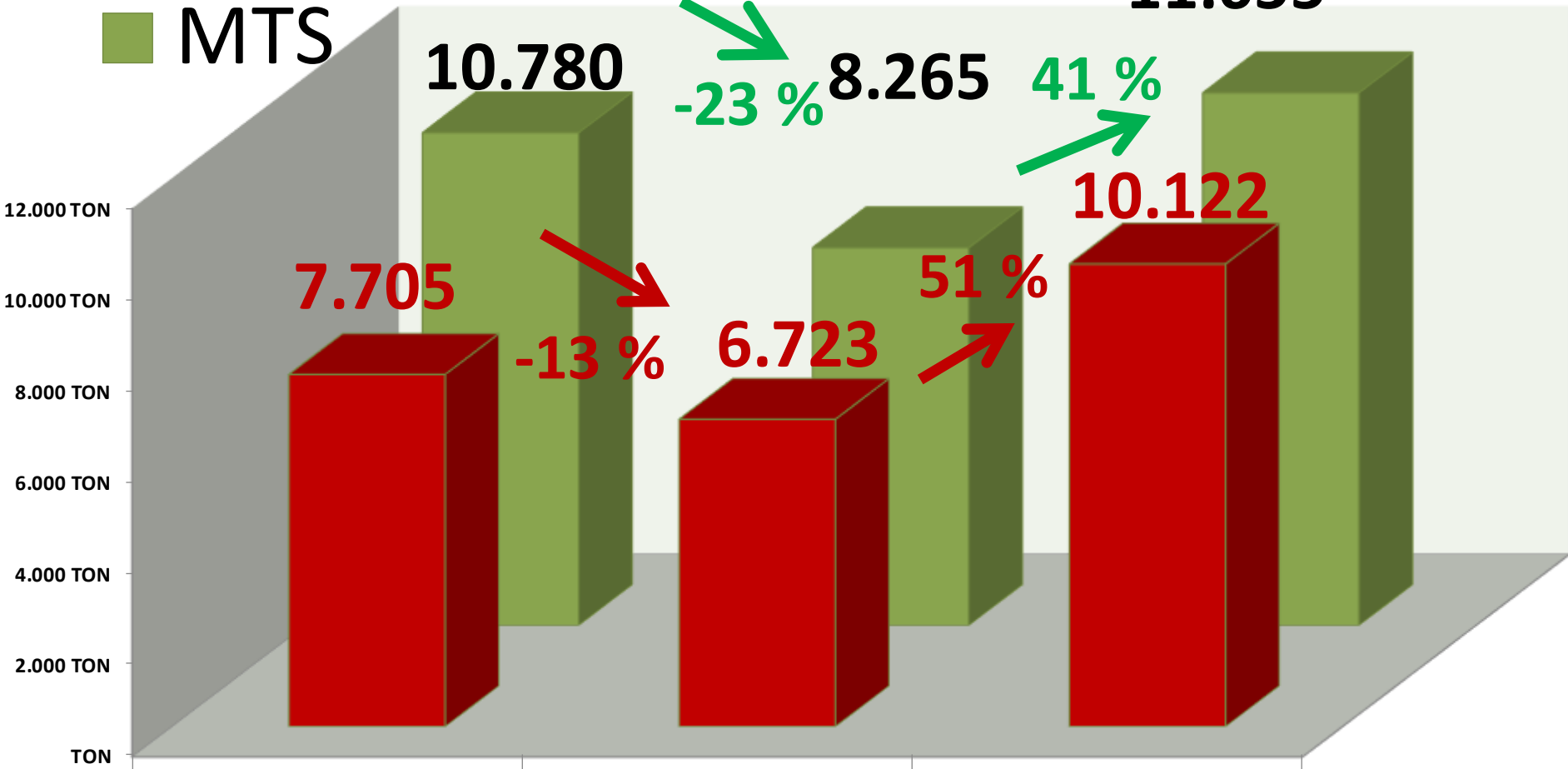
10.122

1 KASIM 20 -  
31 EKİM 21

1 KASIM 21 -  
31 EKİM 22

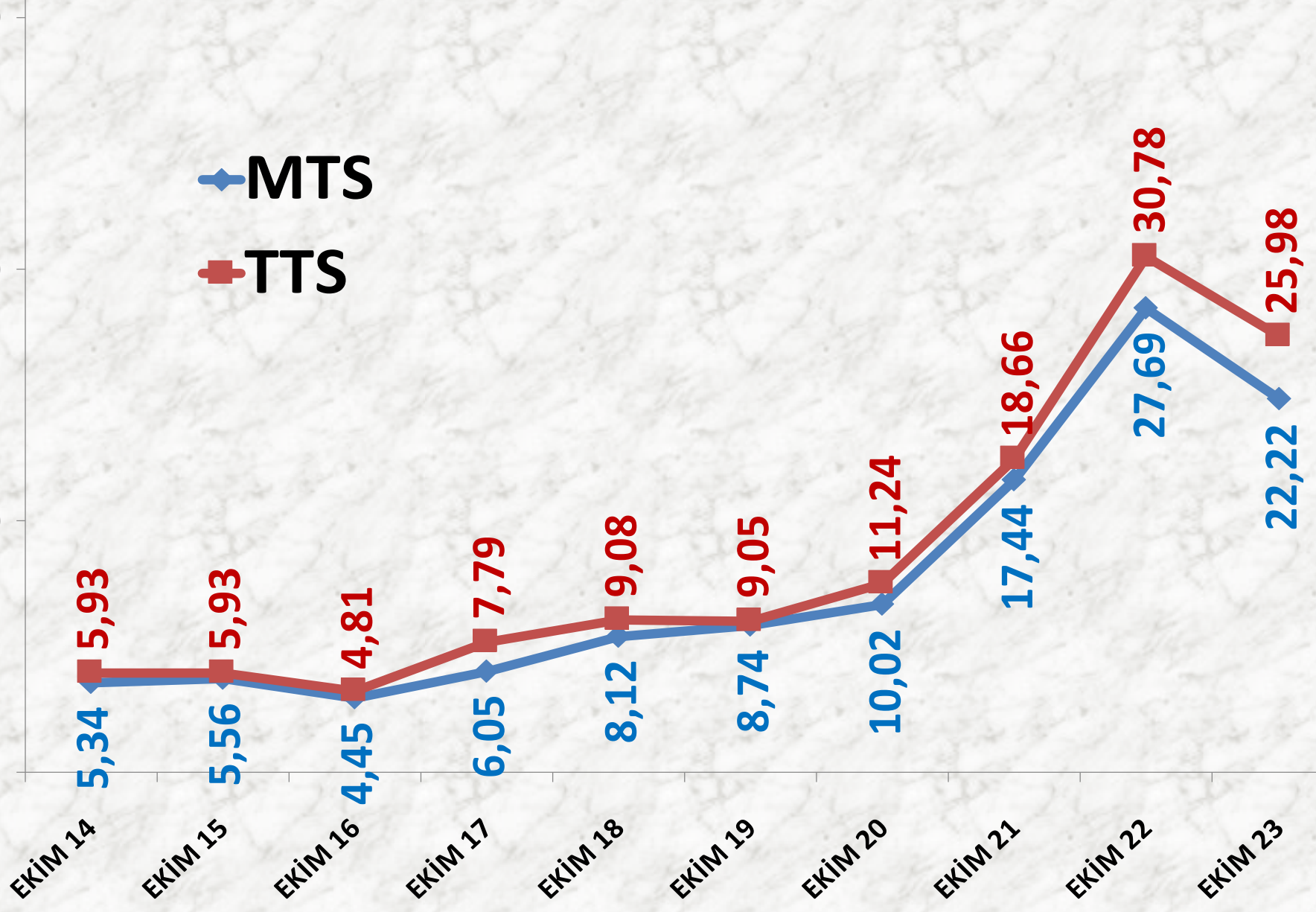
1 KASIM 22 -  
31 EKİM 23

12.000 TON  
10.000 TON  
8.000 TON  
6.000 TON  
4.000 TON  
2.000 TON  
TON



# EKİM AYLARI KEKİK FİYAT TRENDİ (TL)

◆ MTS  
■ TTS



# ANASON

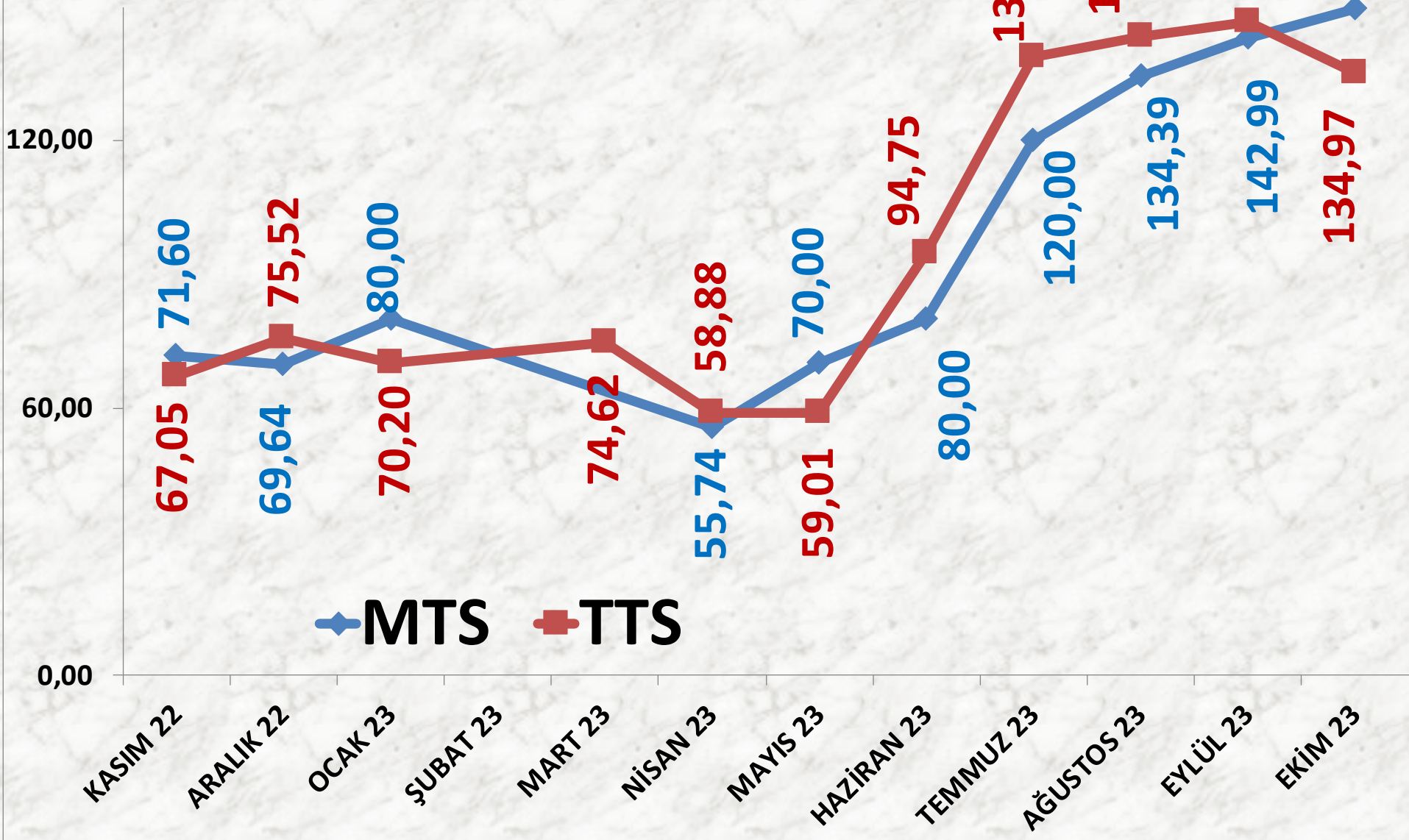
<b>İŞLEM MİKTARI TON</b>	<b>2021 EKİM</b>	<b>2022 EKİM</b>		<b>2023 EKİM</b>	
MTS	46 TON	-84%	8 TON	1504%	120 TON
TTS	64 TON	-68%	20 TON	1236%	274 TON

<b>EN AZ FİYAT</b>	<b>2021 EKİM</b>	<b>2022 EKİM</b>		<b>2023 EKİM</b>	
MTS	20,35 TL	259%	73,00 TL	57%	114,29 TL
TTS	25,50 TL	171%	69,14 TL	92%	133,00 TL

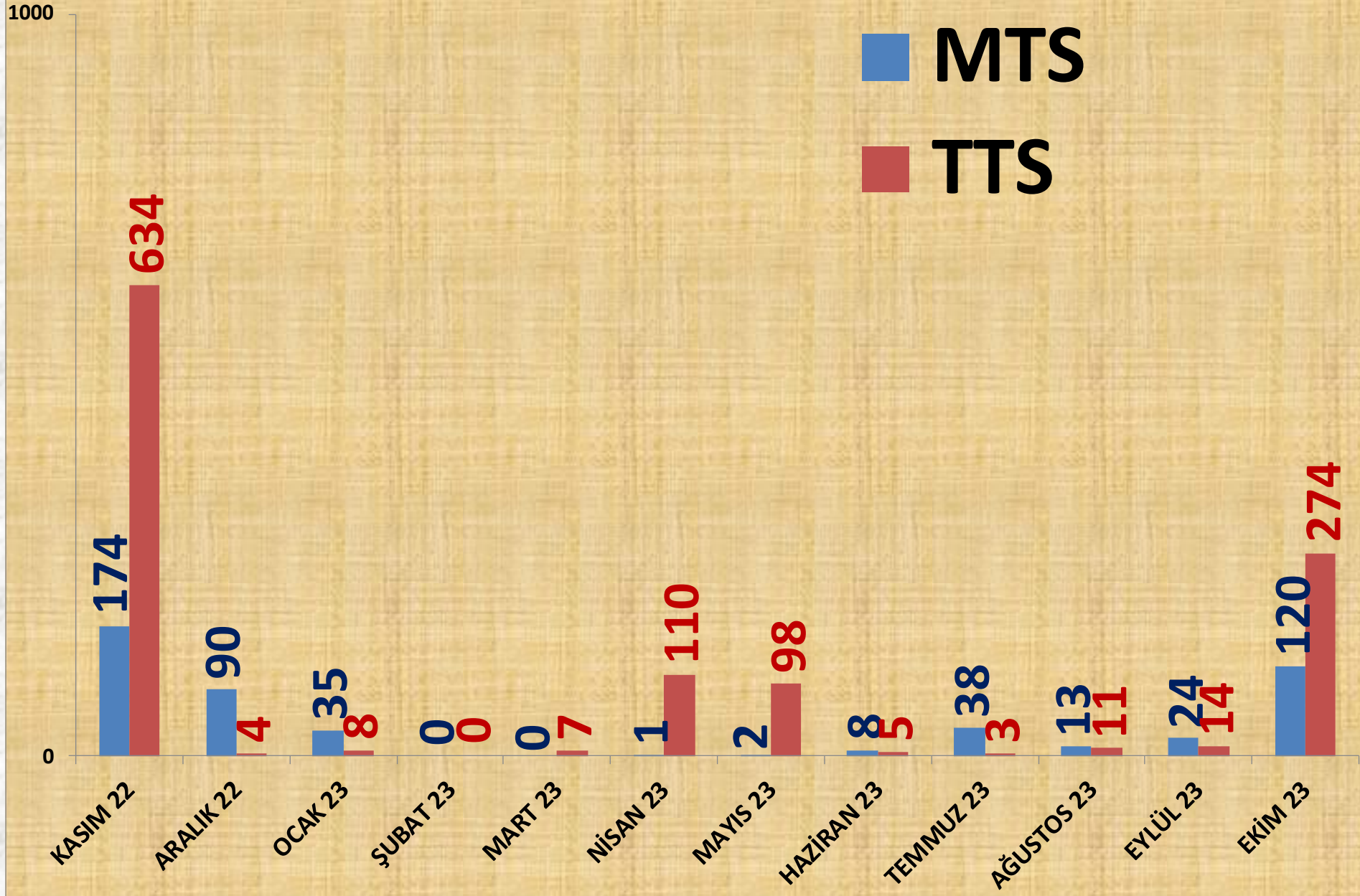
<b>EN ÇOK FİYAT</b>	<b>2021 EKİM</b>	<b>2022 EKİM</b>		<b>2023 EKİM</b>	
MTS	30,00 TL	143%	73,00 TL	160%	190,00 TL
TTS	31,73 TL	118%	69,14 TL	115%	148,52 TL

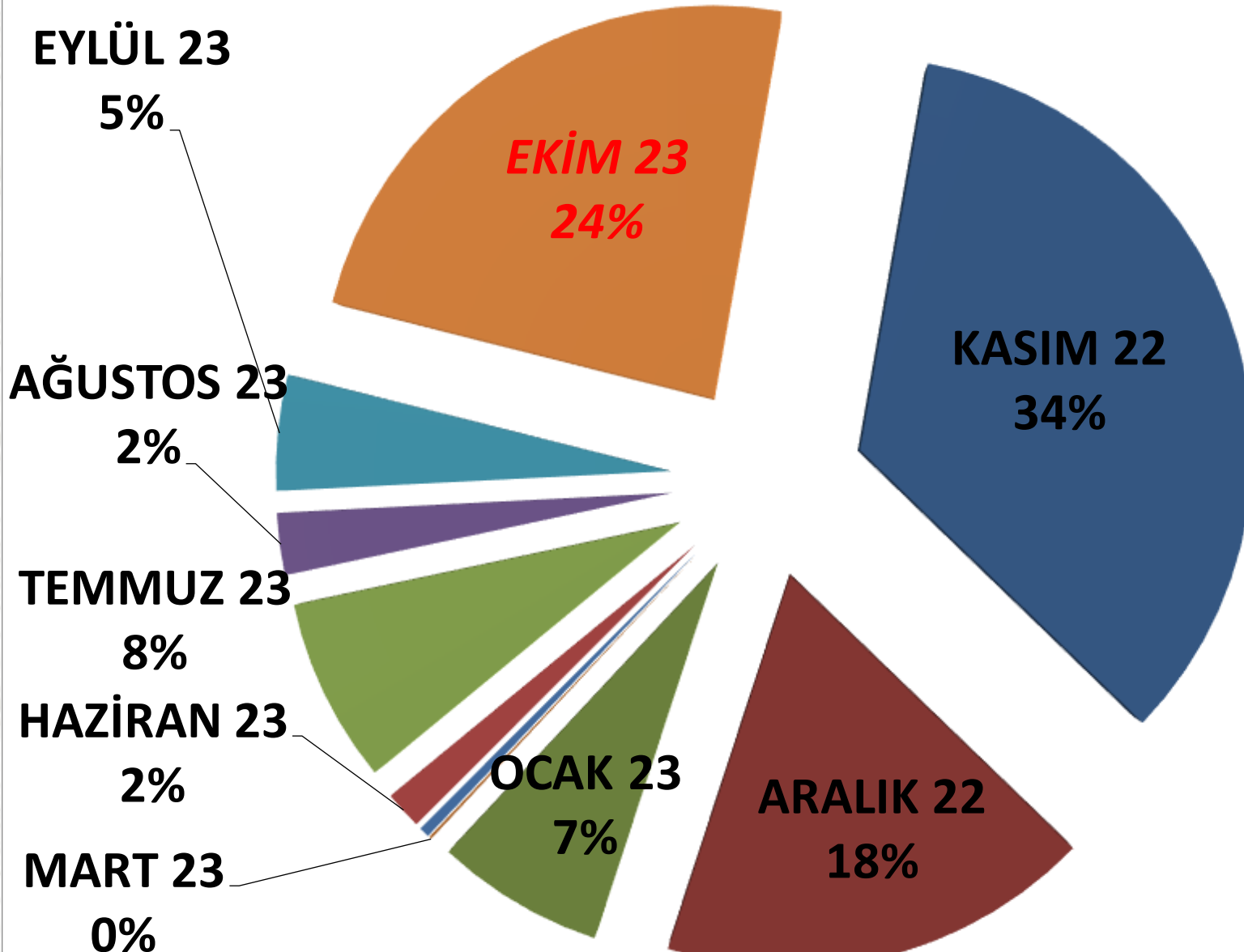
<b>ORTALAMA FİYAT</b>	<b>2021 EKİM</b>	<b>2022 EKİM</b>		<b>2023 EKİM</b>	
MTS	23,45 TL	211%	73,00 TL	105%	149,59 TL
TTS	26,47 TL	161%	69,14 TL	95%	134,97 TL

# AYLIK ANASON FİYAT TRENDİ (TL)



# AYLIK ANASON İŞLEM MİKTARI (TON)





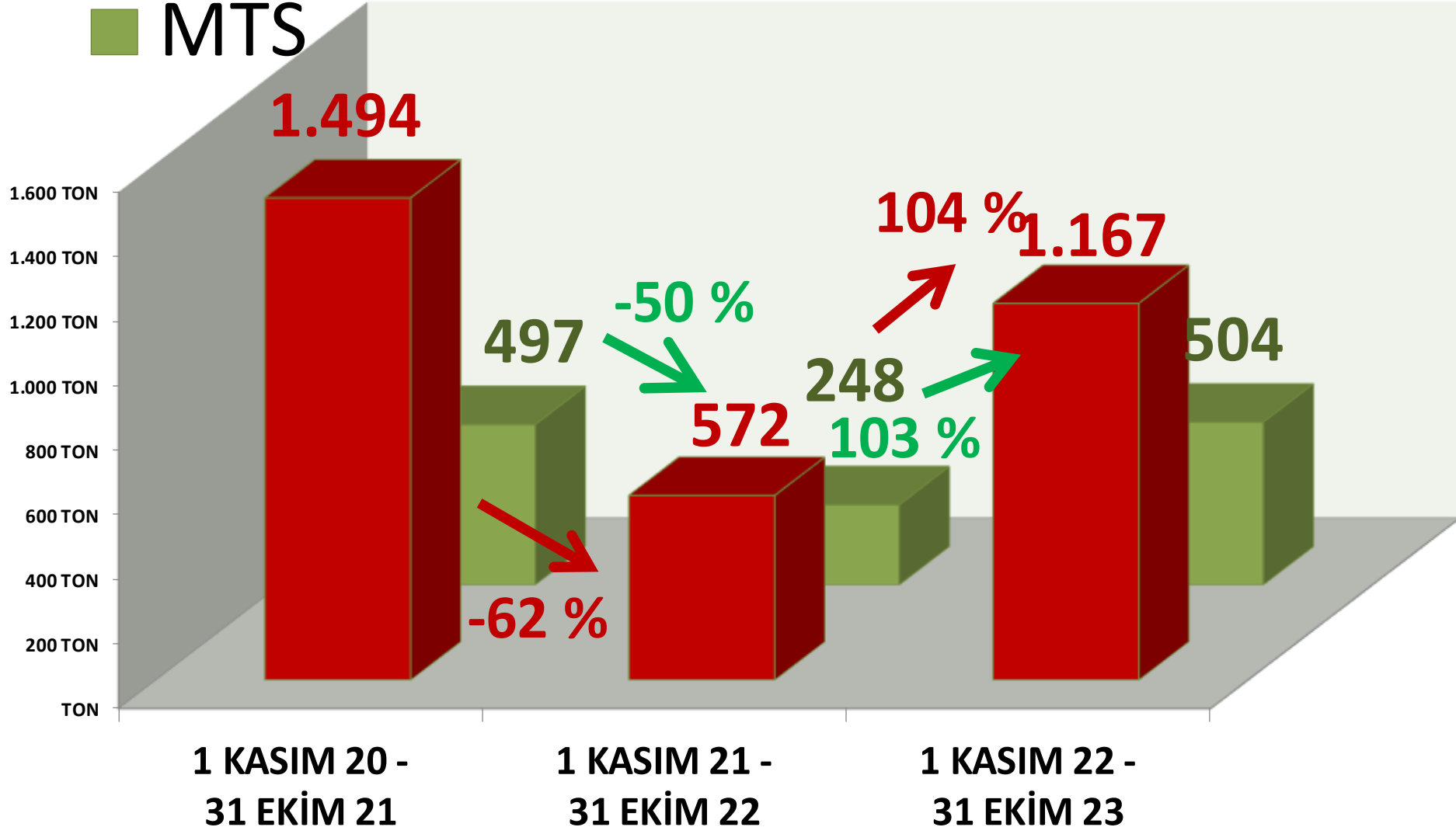
**AYLIK ANASON MTS İŞLEM MİKTARI ORANLARI**



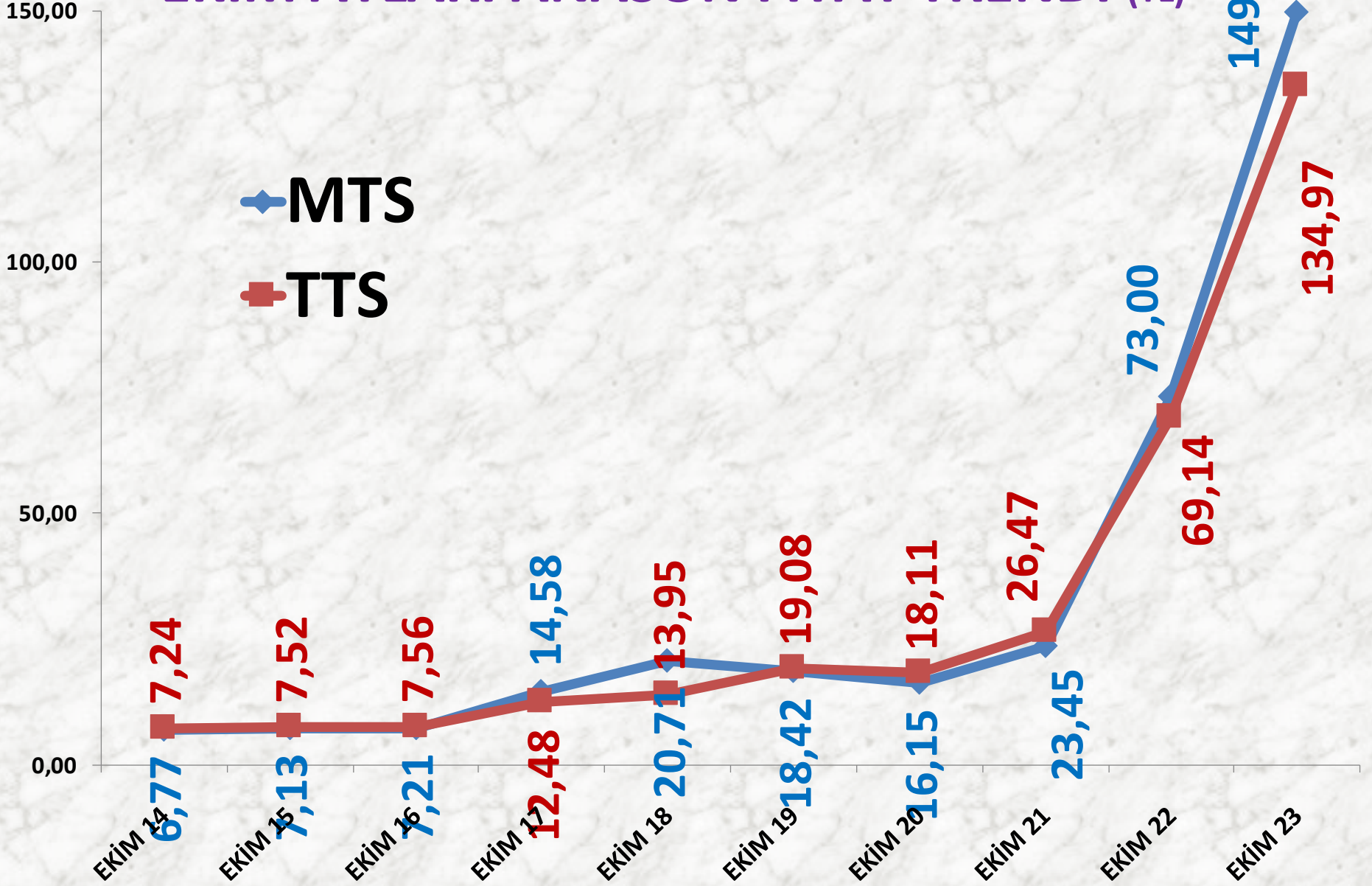
■ TTS

# YILLIK ANASON İŞLEM MİKTARI (TON)

■ MTS



# EKİM AYLARI ANASON FİYAT TRENDİ (TL)



# KASAPLIK CANLI HAYVAN

## BÜYÜKBAŞ İŞLEM MİKTARI

İŞLEM MİKTARI ADET	2021 EKİM	2022 EKİM		2023 EKİM	
MTS	1.829 ADET	7%	1.954 ADET	10%	2.153 ADET
TTS	170 ADET	243%	583 ADET	-28%	417 ADET

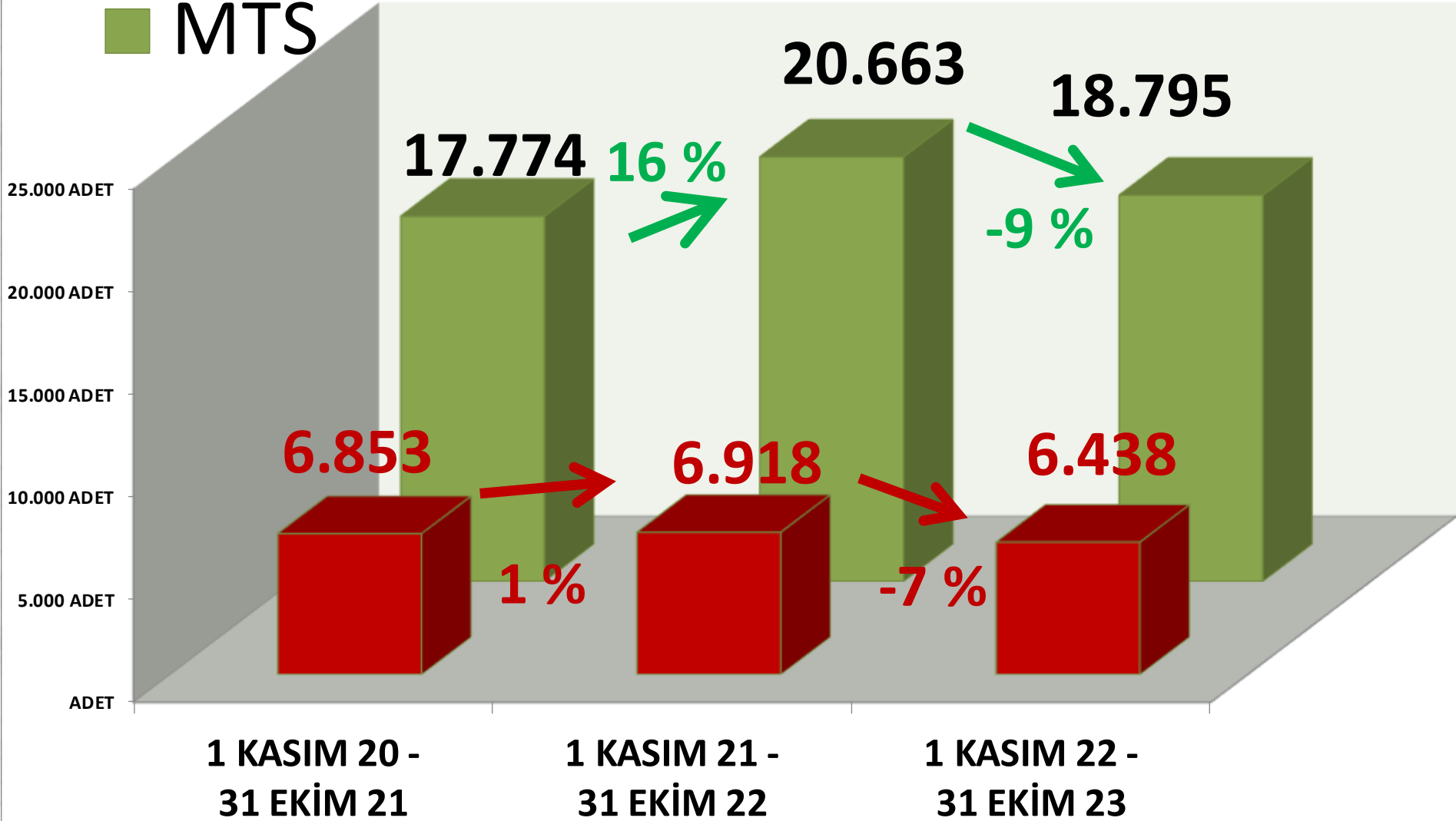
## KÜÇÜKBAŞ İŞLEM MİKTARI

İŞLEM MİKTARI ADET	2021 EKİM	2022 EKİM		2023 EKİM	
MTS	3.505 ADET	69%	5.919 ADET	-16%	4.989 ADET
TTS	1.209 ADET	-22%	945 ADET	-70%	279 ADET

■ TTS

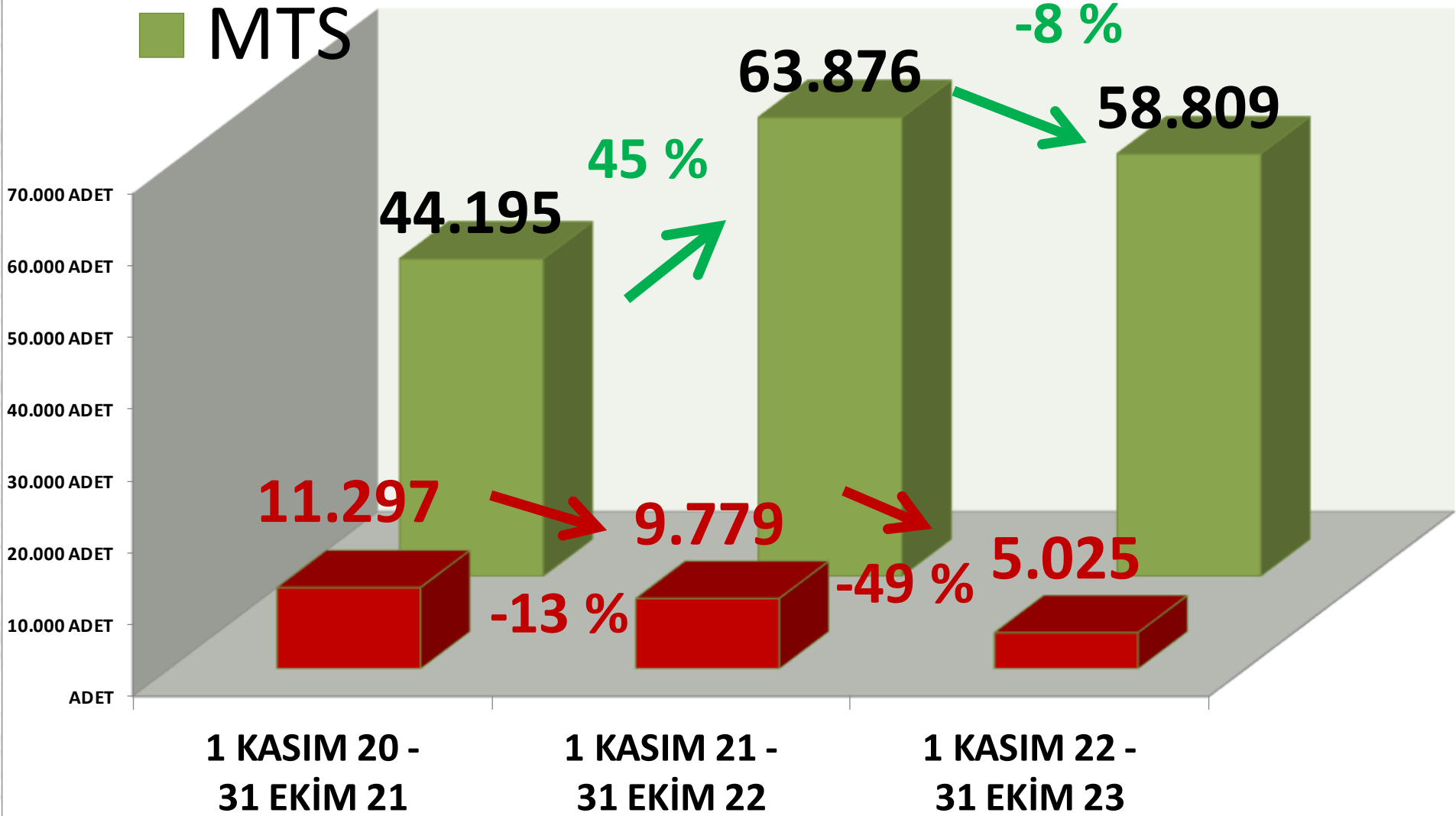
# YILLIK BÜYÜKBAŞ İŞLEM MİKTARI (TON)

■ MTS



# ■ TTS YILLIK KÜÇÜKBAŞ İŞLEM MİKTARI (TON)

■ MTS





DINLEDİĞİNİZ İÇİN  
TEŞEKKÜR EDERİM

RECEP MENGİ

