

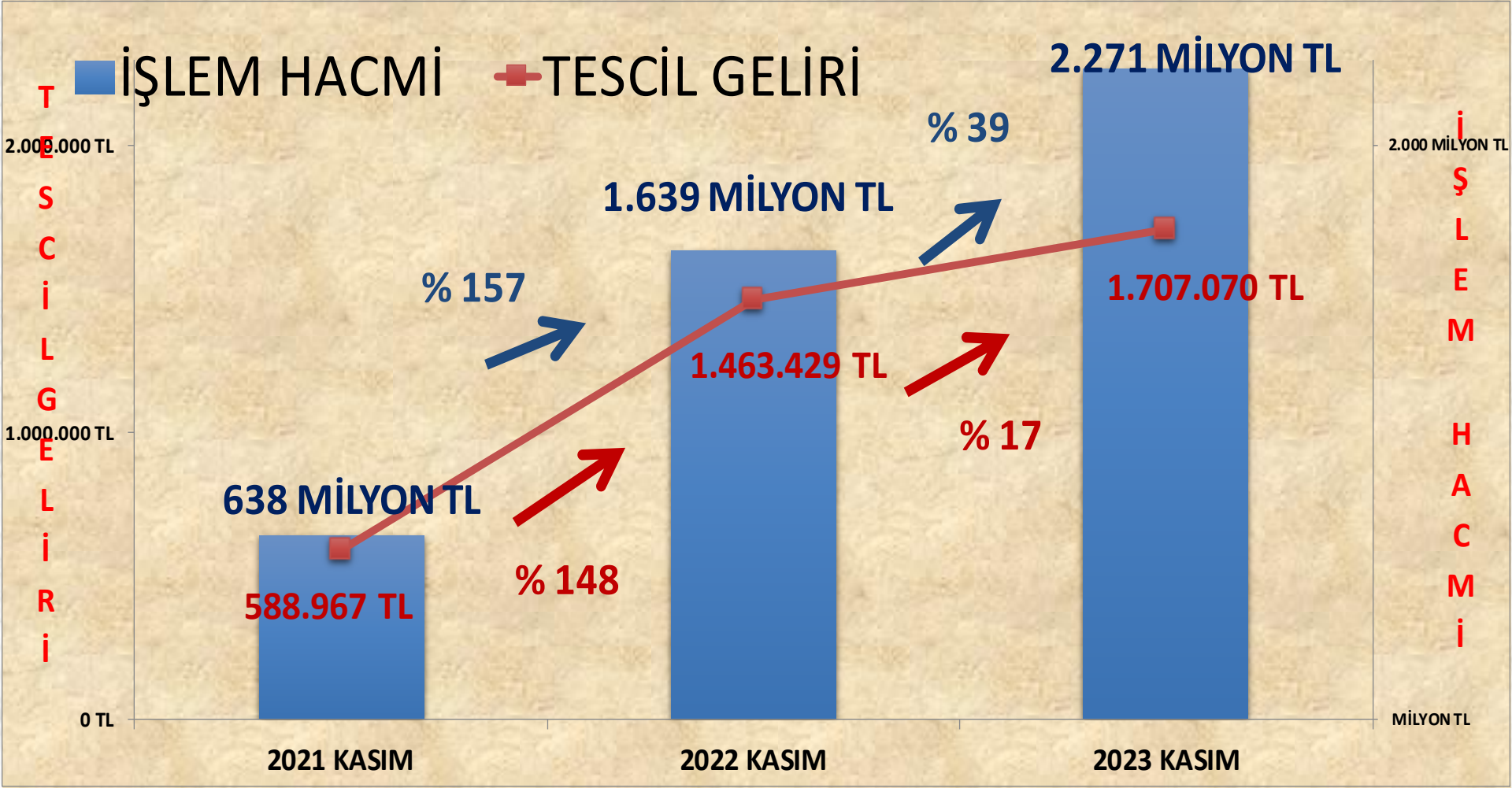


KASIM 2023 TESCİL SUNUMU



İŞLEM HACMİ VE TESCİL GELİRİ VERİLERİ

	2021 KASIM		2022 KASIM		2023 KASIM
İŞLEM HACMİ	638 MİLYON TL	157%	1.639 MİLYON TL	39%	2.271 MİLYON TL
TESCİL GELİRİ	588.967 TL	148%	1.463.429 TL	17%	1.707.070 TL



2022 KASIM

ÜRÜN GRUBU	Miktar(kg./lt/adet)	Tutar(TL)
BAKLIYAT VE MAMÜLLERİ	409.602	11.669.896
BİTKİSEL YAĞLAR	0	0
KOTASYON DIŐI ÜRÜNLER	70.678.991	472.279.991
HAM DERİLER VE BAĞIRSAKLAR	59.664	936.035
HAYVANSAL YAĞLAR	44	5.611
HUBUBAT .	103.271.981	587.047.239
HUBUBAT MAMÜLLERİ	187.930	1.243.246
KASAPLIK CANLI HAYVANLAR	6.798	60.286.987
KURU MEYVELER	5.362.231	157.477.130
ORMAN MAHSÜLLERİ	60.945	1.914.493
TEKSTİL HAMMADDELERİ	6.302.813	115.219.599
YAĞLI TOHUMLAR	11.595.467	231.406.071
<u>TOPLAM</u>	197.936.465	1.639.486.298

2023 KASIM

ÜRÜN GRUBU	Miktar(kg./lt/adet)	Tutar(TL)
BAKLİYAT VE MAMÜLLERİ	896.710	34.431.256
BİTKİSEL YAĞLAR	177	81.471
KOTASYON DIŐI ÜRÜNLER	61.146.618	1.353.338.690
HAM DERİLER VE BAĞIRSAKLAR	19.750	605.527
HAYVANSAL YAĞLAR	20	4.400
HUBUBAT .	55.918.202	265.852.611
HUBUBAT MAMÜLLERİ	330.275	2.902.400
KASAPLIK CANLI HAYVANLAR	7.555	139.403.595
KURU MEYVELER	1.036.880	67.903.483
ORMAN MAHSÜLLERİ	534.444	8.044.389
TEKSTİL HAMMADDELERİ	3.405.600	76.905.200
YAĞLI TOHUMLAR	9.182.928	321.724.809
<u>TOPLAM</u>	132.479.159	2.271.197.829

2022 KASIM - 2023 KASIM DEĞİŞİM

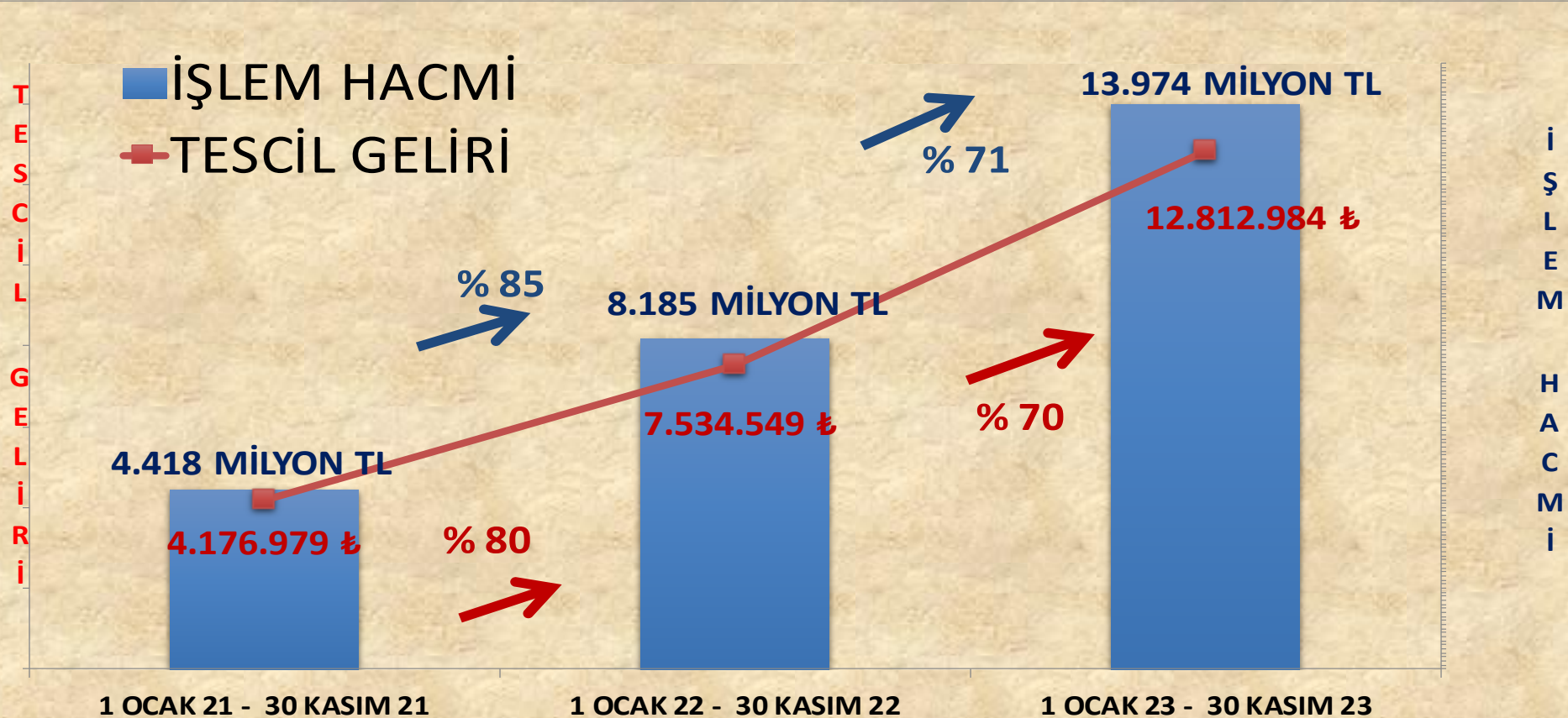
ÜRÜN GRUBU	Miktar(kg./lt/adet)	Tutar(TL)
BAKLİYAT VE MAMÜLLERİ	487.108	22.761.360
BİTKİSEL YAĞLAR	177	81.471
KOTASYON DIŞI ÜRÜNLER	-9.532.373	881.058.698
HAM DERİLER VE BAĞIRSAKLAR	-39.914	-330.509
HAYVANSAL YAĞLAR	-24	-1.211
HUBUBAT .	-47.353.778	-321.194.628
HUBUBAT MAMÜLLERİ	142.345	1.659.154
KASAPLIK CANLI HAYVANLAR	757	79.116.608
KURU MEYVELER	-4.325.352	-89.573.647
ORMAN MAHSÜLLERİ	473.499	6.129.896
TEKSTİL HAMMADDELERİ	-2.897.213	-38.314.398
YAĞLI TOHUMLAR	-2.412.538	90.318.738
<u>TOPLAM</u>	-65.457.306	631.711.531

2022 KASIM - 2023 KASIM DEĞİŞİM ORANI

ÜRÜN GRUBU	Miktar(kg./lt/adet)	Tutar(TL)
BAKLİYAT VE MAMÜLLERİ	119%	195%
BİTKİSEL YAĞLAR	-	-
KOTASYON DIŞI ÜRÜNLER	-13%	187%
HAM DERİLER VE BAĞIRSAKLAR	-67%	-35%
HAYVANSAL YAĞLAR	-54%	-22%
HUBUBAT .	-46%	-55%
HUBUBAT MAMÜLLERİ	76%	133%
KASAPLIK CANLI HAYVANLAR	11%	131%
KURU MEYVELER	-81%	-57%
ORMAN MAHSÜLLERİ	777%	320%
TEKSTİL HAMMADDELERİ	-46%	-33%
YAĞLI TOHUMLAR	-21%	39%
<u>TOPLAM</u>	<i>-33%</i>	<i>39%</i>

İŞLEM HACMİ VE TESCİL GELİRİ VERİLERİ

	1 OCAK 21 - 30 KASIM 21	1 OCAK 22 - 30 KASIM 22		1 OCAK 23 - 30 KASIM 23	
İŞLEM HACMI	4.418 MİLYON TL	85%	8.185 MİLYON TL	71%	13.974 MİLYON TL
TESCİL GELİRİ	4.176.979 TL	80%	7.534.549 TL	70%	12.812.984 TL



1 OCAK - 30 KASIM 2022

	Miktar(kg./lt/adet)	Tutar(TL)
BAKLİYAT VE MAMÜLLERİ	5.634.107	112.727.587
BİTKİSEL YAĞLAR	4.250	151.990
KOTASYON DIŐI ÜRÜNLER	580.506.810	3.603.107.594
HAM DERİLER VE BAĞIRSAKLAR	355.409	4.930.945
HAYVANSAL YAĞLAR	2.624	154.796
HUBUBAT .	261.933.362	1.427.923.772
HUBUBAT MAMÜLLERİ	3.345.853	20.307.024
KASAPLIK CANLI HAYVANLAR	96.583	565.955.632
KURU MEYVELER	20.193.059	520.994.506
MEYVE ÇEKİRDEKLERİ	500	15.939
ORMAN MAHSÜLLERİ	3.422.678	38.933.572
TEKSTİL HAMMADDELERİ	26.497.117	623.607.782
YAĞLI TOHUMLAR	77.224.776	1.265.811.121
<u>TOPLAM</u>	979.217.128	8.184.622.259

1 OCAK - 30 KASIM 2023

	Miktar(kg./lt/adet)	Tutar(TL)
BAKLİYAT VE MAMÜLLERİ	5.342.666	186.245.393
BİTKİSEL YAĞLAR	484.972	68.324.898
KOTASYON DIŐI ÜRÜNLER	610.629.523	7.332.515.890
HAM DERİLER VE BAĞIRSAKLAR	1.122.630	3.901.900
HAYVANSAL YAĞLAR	1.025	124.962
HUBUBAT .	376.103.336	2.096.889.606
HUBUBAT MAMÜLLERİ	6.928.139	33.834.370
KASAPLIK CANLI HAYVANLAR	83.732	1.229.597.728
KURU MEYVELER	14.800.764	583.771.734
MEYVE ÇEKİRDEKLERİ	3.224	41.912
ORMAN MAHSÜLLERİ	2.024.144	40.393.624
TEKSTİL HAMMADDELERİ	23.950.408	619.646.757
YAĞLI TOHUMLAR	50.267.317	1.779.187.375
<u>TOPLAM</u>	1.091.741.880	13.974.476.149

1 OCAK - 30 KASIM 2022-23 DEĞİŞİM

	Miktar(kg./lt/adet)	Tutar(TL)
BAKLİYAT VE MAMÜLLERİ	-291.441	73.517.806
BITKİSEL YAĞLAR	480.722	68.172.908
KOTASYON DIŞI ÜRÜNLER	30.122.713	3.729.408.296
HAM DERİLER VE BAĞIRSAKLAR	767.221	-1.029.045
HAYVANSAL YAĞLAR	-1.599	-29.834
HUBUBAT .	114.169.974	668.965.834
HUBUBAT MAMÜLLERİ	3.582.286	13.527.346
KASAPLIK CANLI HAYVANLAR	-12.851	663.642.096
KURU MEYVELER	-5.392.295	62.777.228
MEYVE ÇEKİRDEKLERİ	2.724	25.973
ORMAN MAHSÜLLERİ	-1.398.534	1.460.052
TEKSTİL HAMMADDELERİ	-2.546.709	-3.961.025
YAĞLI TOHUMLAR	-26.957.459	513.376.253
<u>TOPLAM</u>	112.524.752	5.789.853.890

1 OCAK - 30 KASIM 2022-23 DEĞİŞİM ORANI

	Miktar(kg./lt/adet)	Tutar(TL)
BAKLİYAT VE MAMÜLLERİ	-5%	65%
BİTKİSEL YAĞLAR	11311%	44854%
KOTASYON DIŞI ÜRÜNLER	5%	104%
HAM DERİLER VE BAĞIRSAKLAR	216%	-21%
HAYVANSAL YAĞLAR	-61%	-19%
HUBUBAT .	44%	47%
HUBUBAT MAMÜLLERİ	107%	67%
KASAPLIK CANLI HAYVANLAR	-13%	117%
KURU MEYVELER	-27%	12%
MEYVE ÇEKİRDEKLERİ	545%	163%
ORMAN MAHSÜLLERİ	-41%	4%
TEKSTİL HAMMADDELERİ	-10%	-1%
YAĞLI TOHUMLAR	-35%	41%
<u>TOPLAM</u>	11%	71%

ARPA

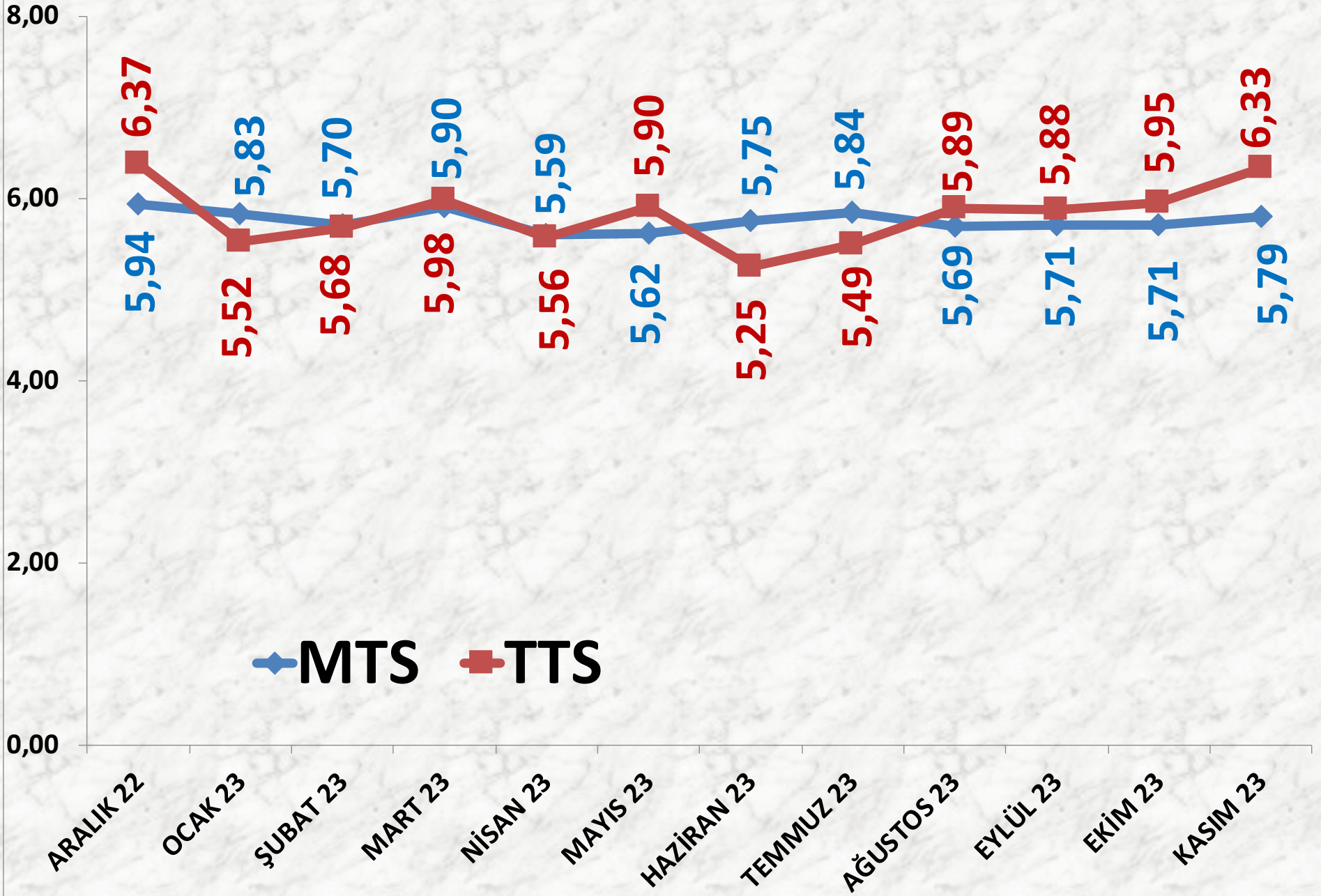
İŞLEM MİKTARI TON	2021 KASIM	2022 KASIM		2023 KASIM	
MTS	643 TON	-39%	390 TON	372%	1.839 TON
TTS	267 TON	-20%	214 TON	258%	766 TON

EN AZ FİYAT	2021 KASIM	2022 KASIM		2023 KASIM	
MTS	2,36 TL	129%	5,40 TL	-4%	5,18 TL
TTS	2,60 TL	117%	5,65 TL	-4%	5,40 TL

EN ÇOK FİYAT	2021 KASIM	2022 KASIM		2023 KASIM	
MTS	3,20 TL	117%	6,95 TL	-6%	6,50 TL
TTS	2,92 TL	109%	6,09 TL	14%	6,93 TL

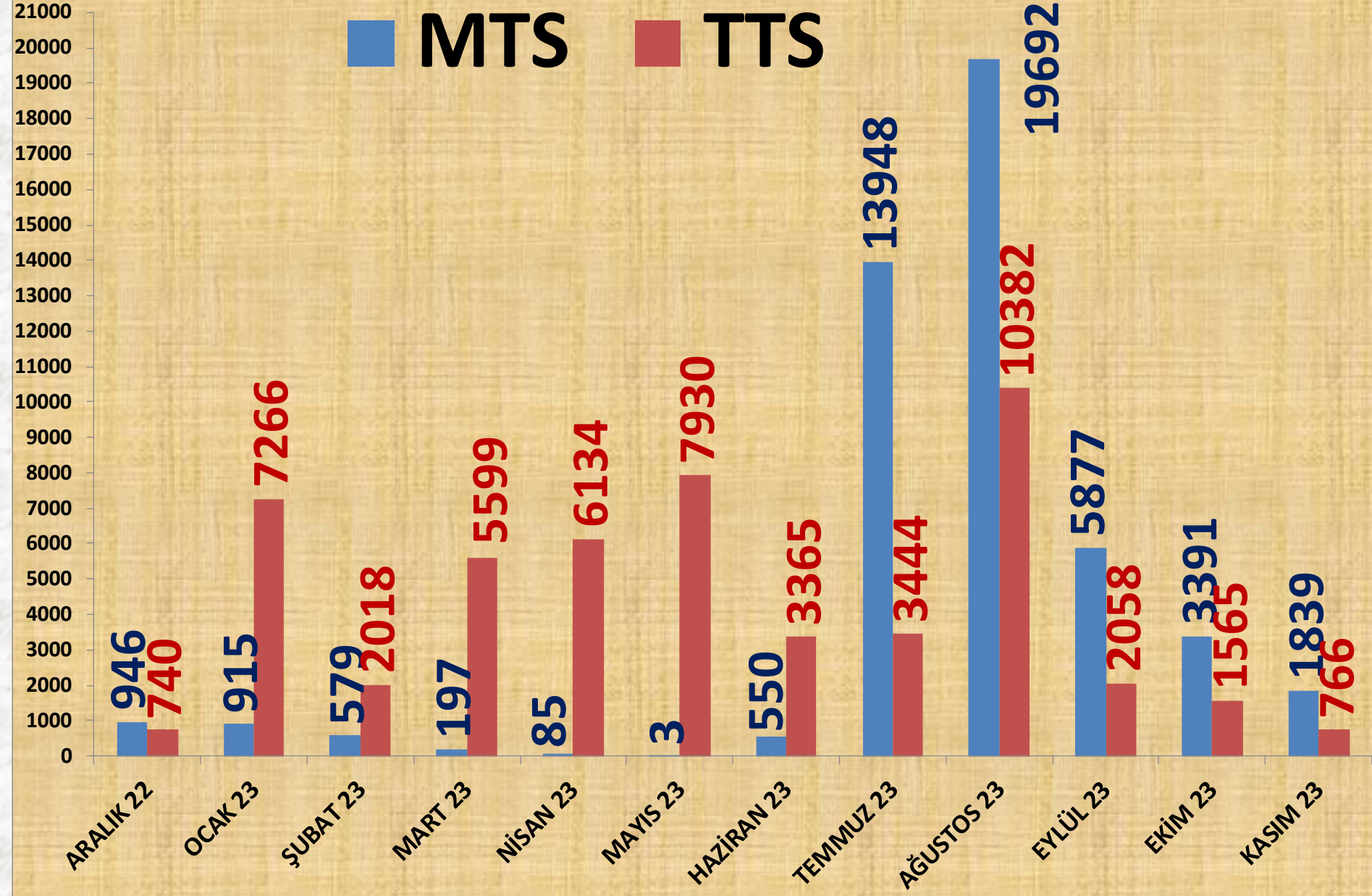
ORTALAMA FİYAT	2021 KASIM	2022 KASIM		2023 KASIM	
MTS	2,67 TL	128%	6,07 TL	-5%	5,79 TL
TTS	2,82 TL	104%	5,75 TL	10%	6,33 TL

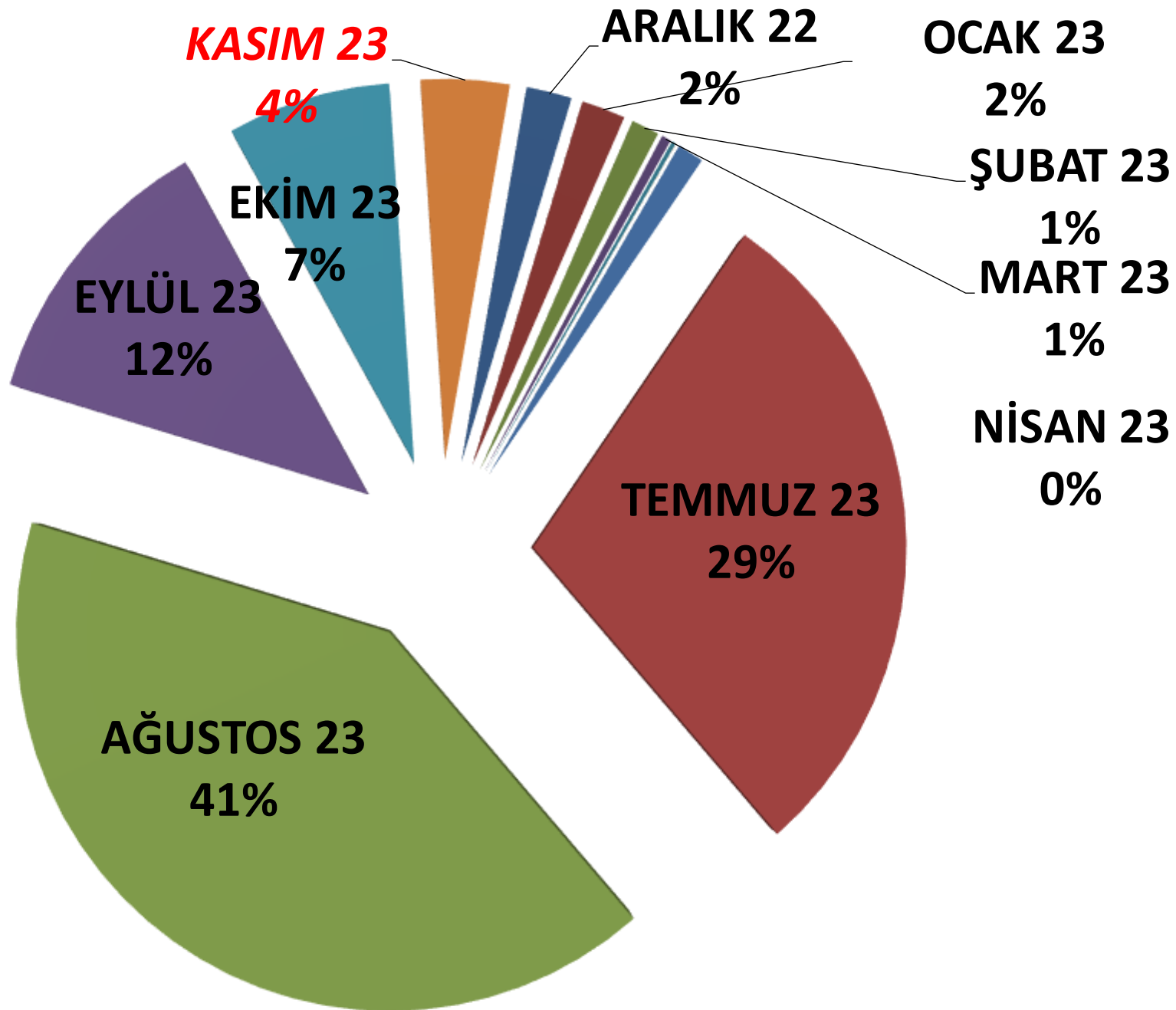
AYLIK ARPA FİYAT TRENDİ (TL)



AYLIK ARPA İŞLEM MİKTARI (TON)

■ MTS ■ TTS





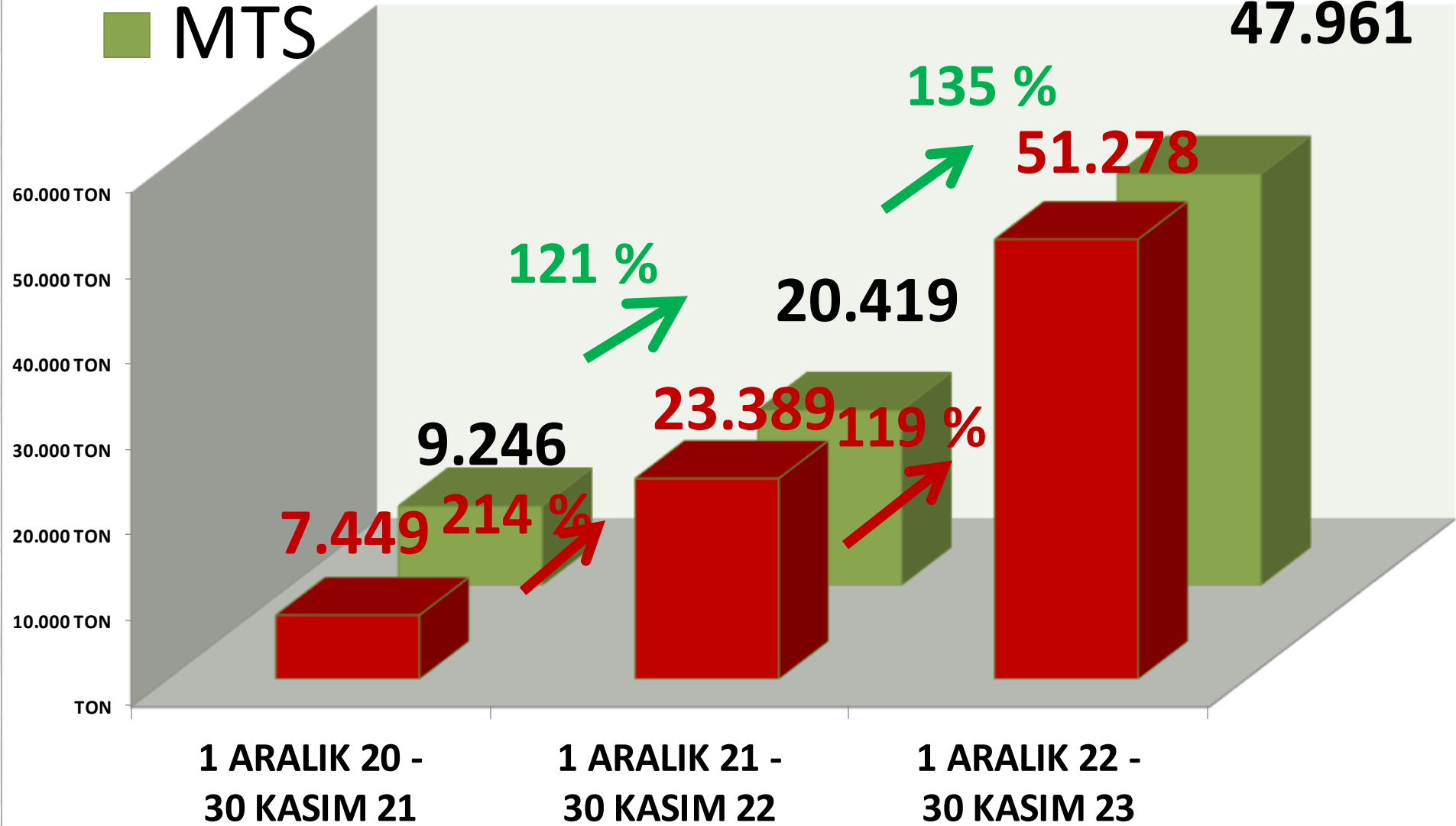
AYLIK ARPA MTS İŞLEM MİKTARI ORANLARI

■ TTS

YILLIK ARPA İŞLEM MİKTARI (TON)

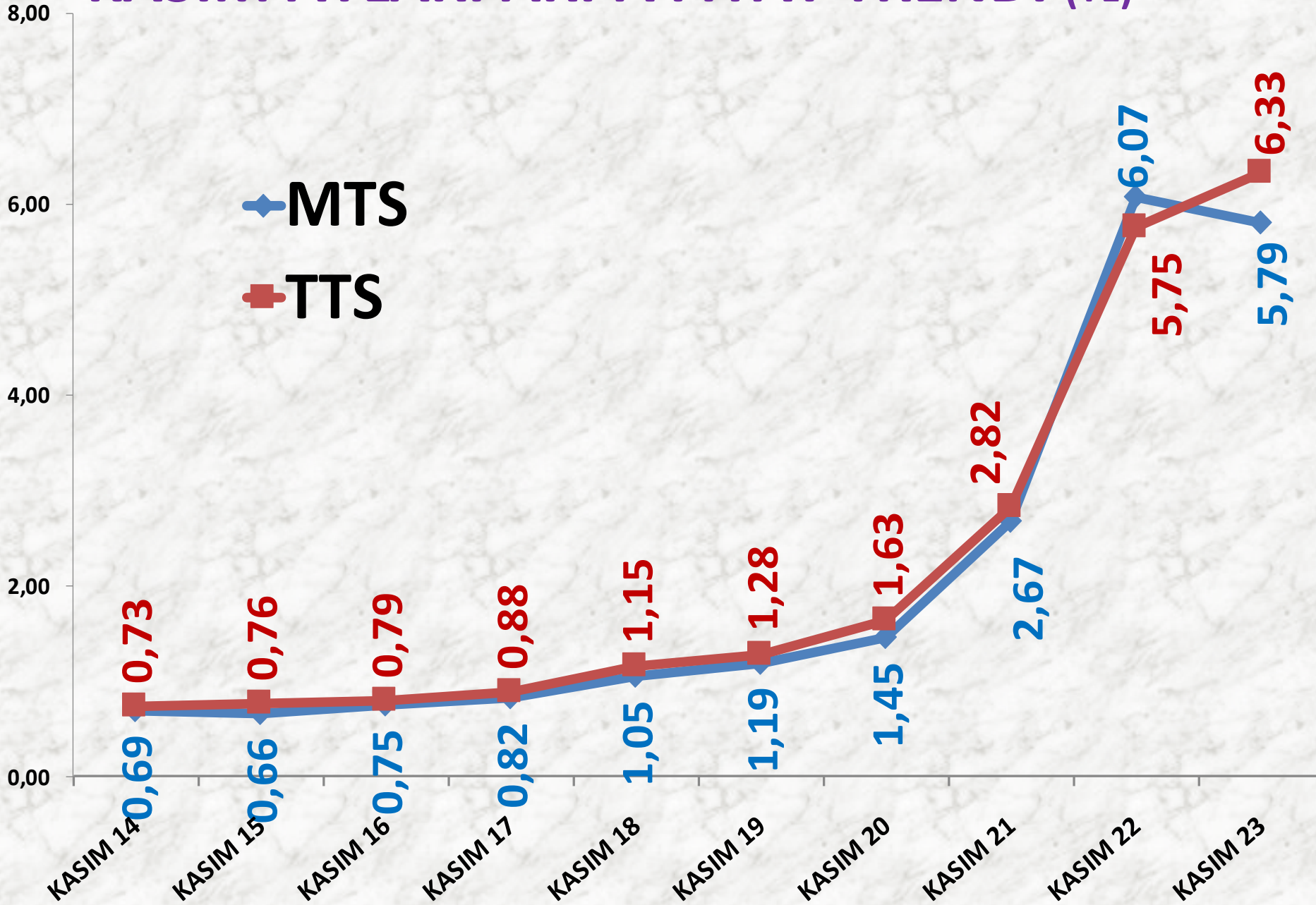
■ MTS

47.961



KASIM AYLARI ARPA FİYAT TRENDİ (TL)

◆ MTS
■ TTS



BUĞDAY

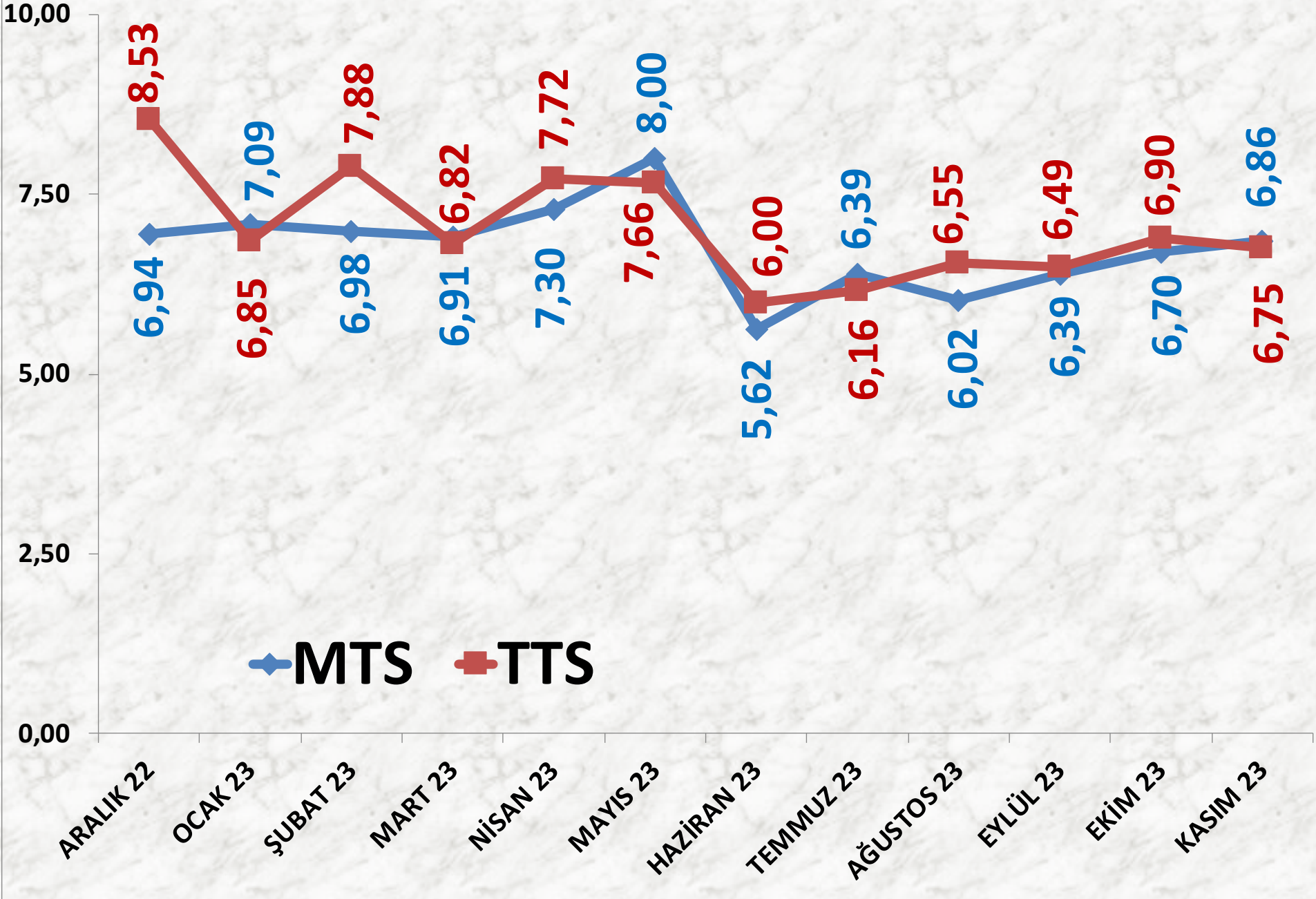
İŞLEM MİKTARI TON	2021 KASIM	2022 KASIM		2023 KASIM	
MTS	643 TON	-39%	390 TON	372%	1.839 TON
TTS	267 TON	-20%	214 TON	258%	766 TON

EN AZ FİYAT	2021 KASIM	2022 KASIM		2023 KASIM	
MTS	2,02 TL	197%	6,00 TL	-12%	5,30 TL
TTS	2,56 TL	134%	6,00 TL	-14%	5,15 TL

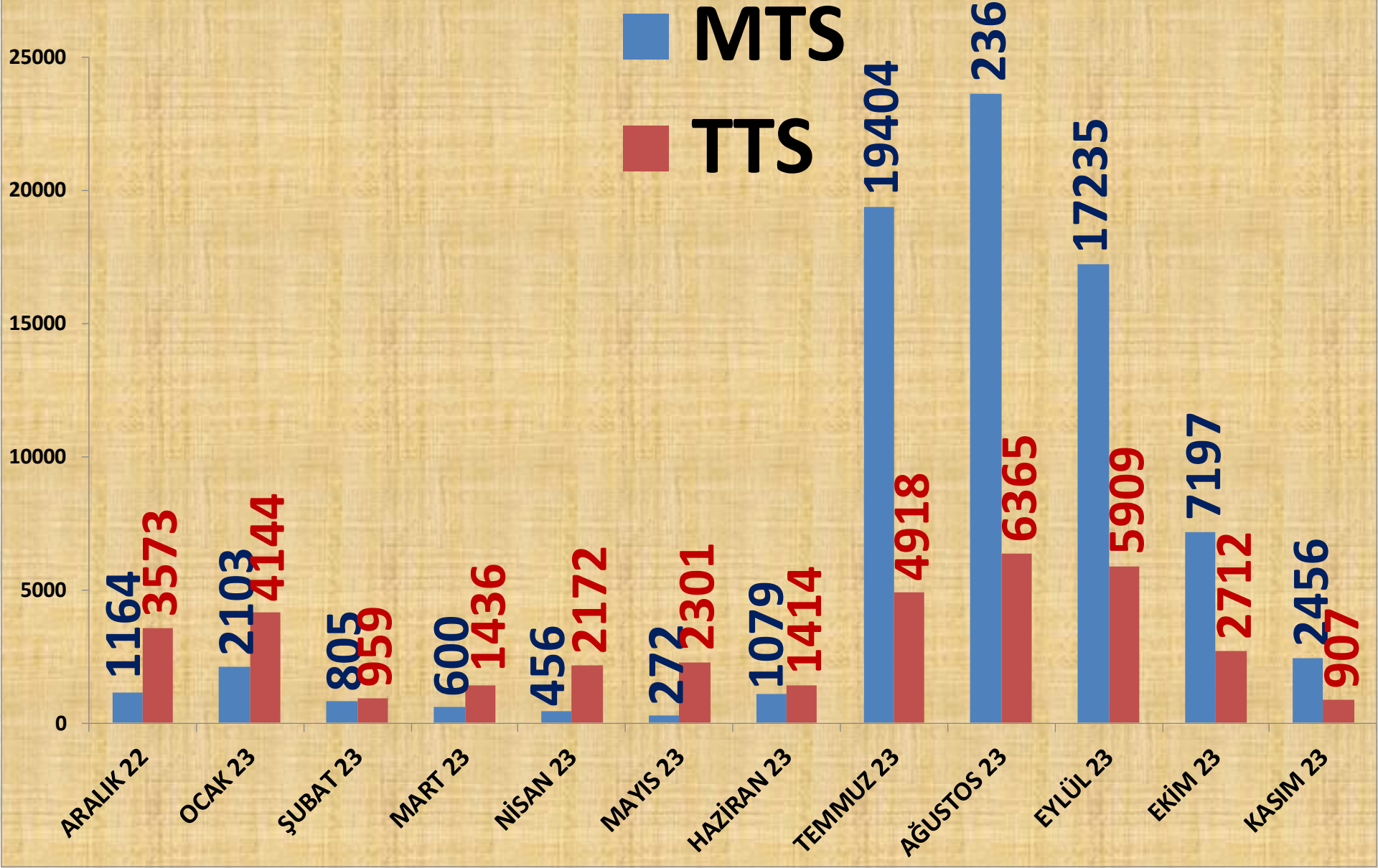
EN ÇOK FİYAT	2021 KASIM	2022 KASIM		2023 KASIM	
MTS	3,86 TL	120%	8,50 TL	6%	9,00 TL
TTS	3,65 TL	126%	8,25 TL	3%	8,50 TL

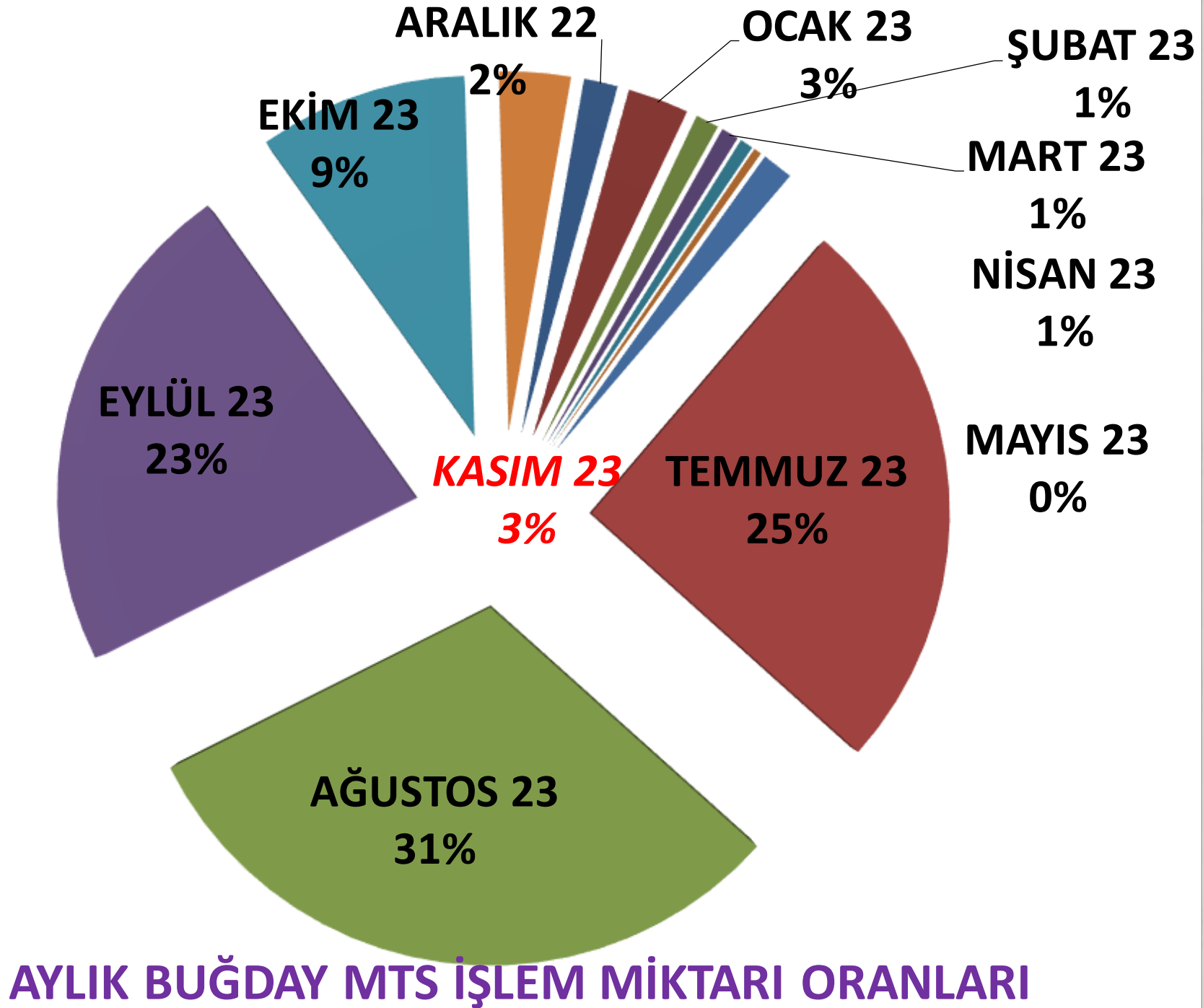
ORTALAMA FİYAT	2021 KASIM	2022 KASIM		2023 KASIM	
MTS	2,73 TL	167%	7,29 TL	-6%	6,86 TL
TTS	2,88 TL	158%	7,44 TL	-9%	6,75 TL

AYLIK BUĞDAY FİYAT TRENDİ (TL)



AYLIK BUĞDAY İŞLEM MİKTARI (TON)

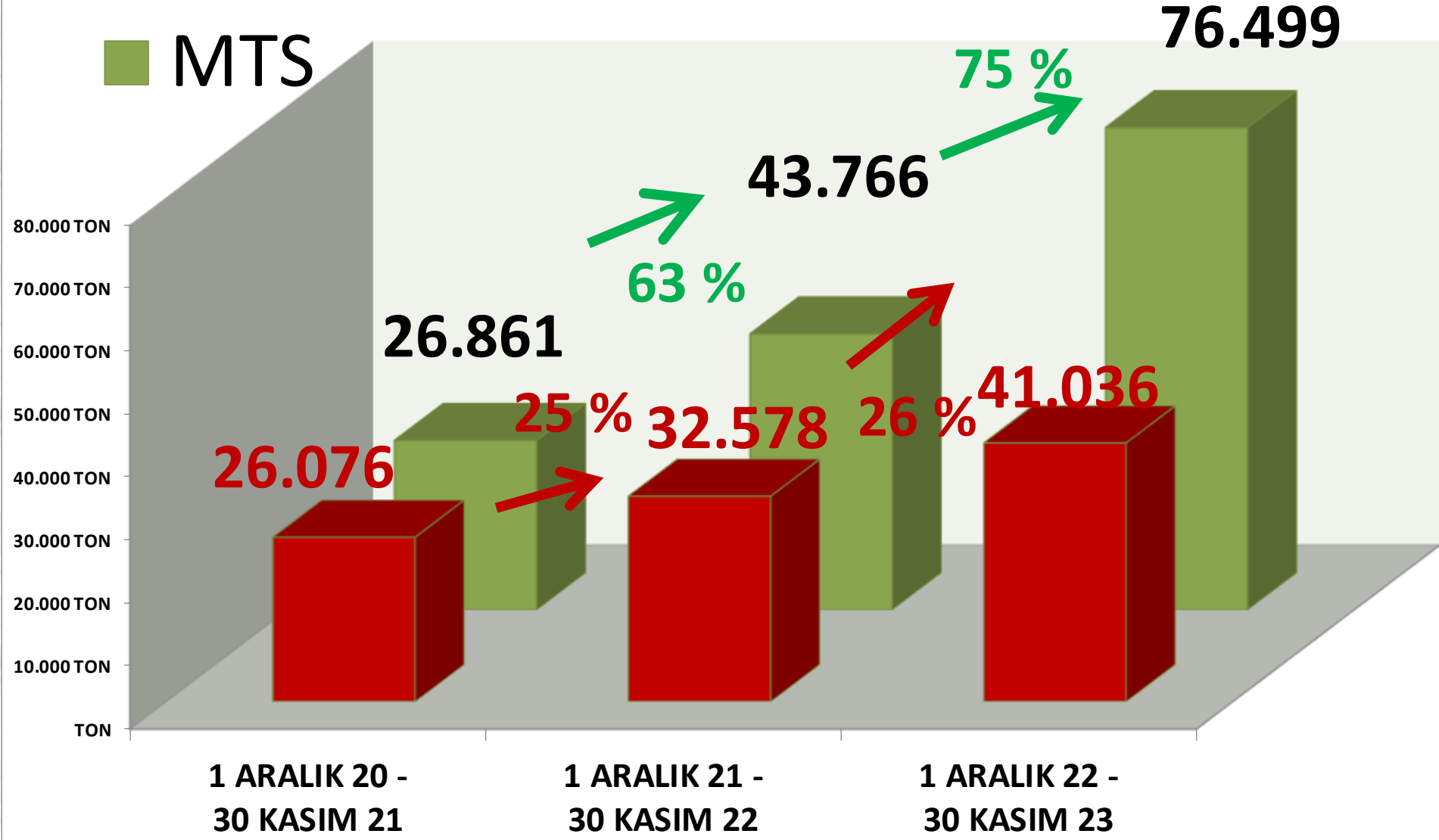




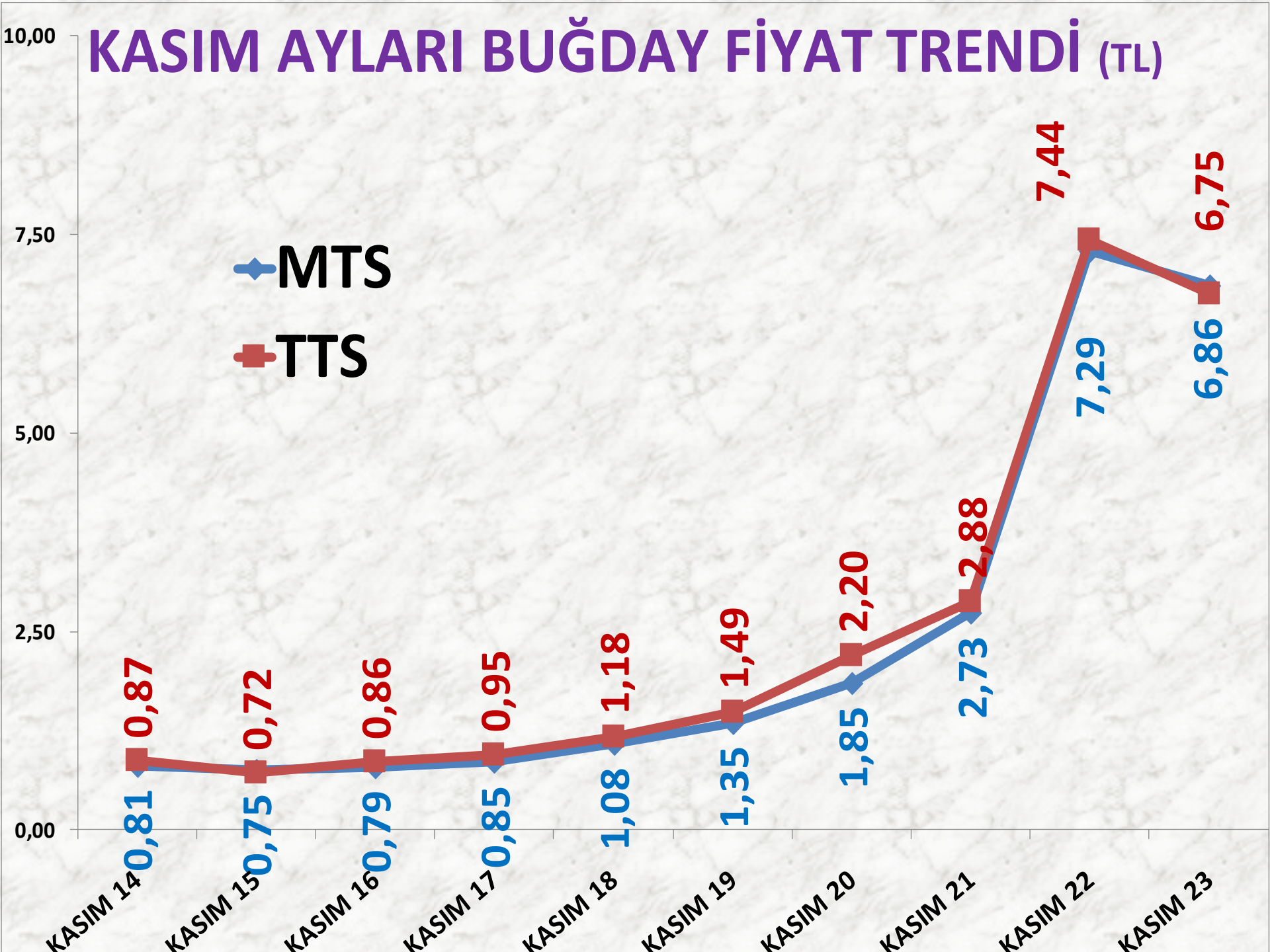
■ TTS

YILLIK BUĞDAY İŞLEM MİKTARI (TON)

■ MTS



KASIM AYLARI BUĞDAY FİYAT TRENDİ (TL)



MISIR DANE

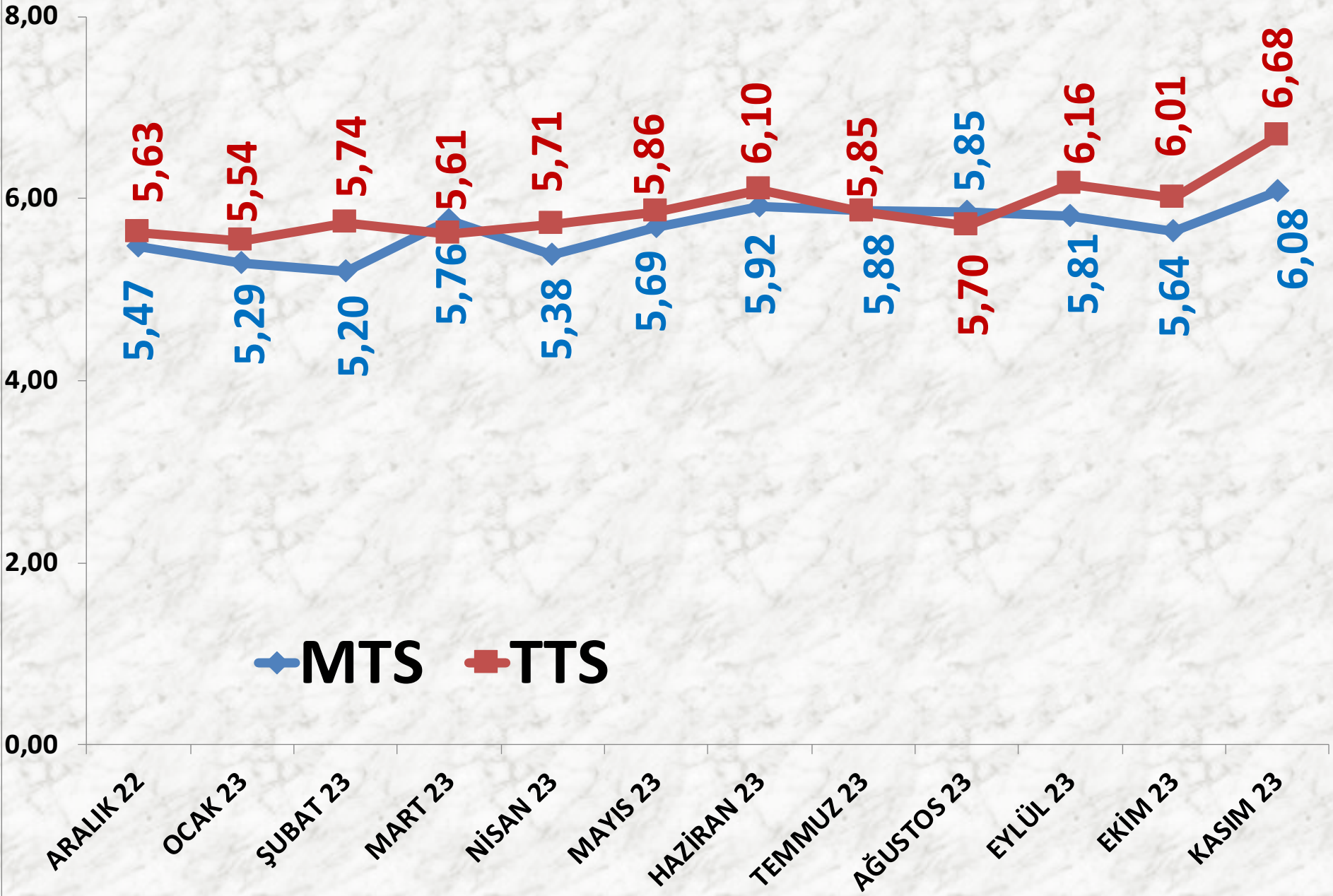
İŞLEM MİKTARI TON	2021 KASIM	2022 KASIM		2023 KASIM	
MTS	21.795 TON	144%	53.185 TON	-67%	17.617 TON
TTS	14.709 TON	191%	42.797 TON	-71%	12.283 TON

EN AZ FİYAT	2021 KASIM	2022 KASIM		2023 KASIM	
MTS	2,35 TL	120%	5,17 TL	-13%	4,50 TL
TTS	2,52 TL	98%	5,00 TL	9%	5,45 TL

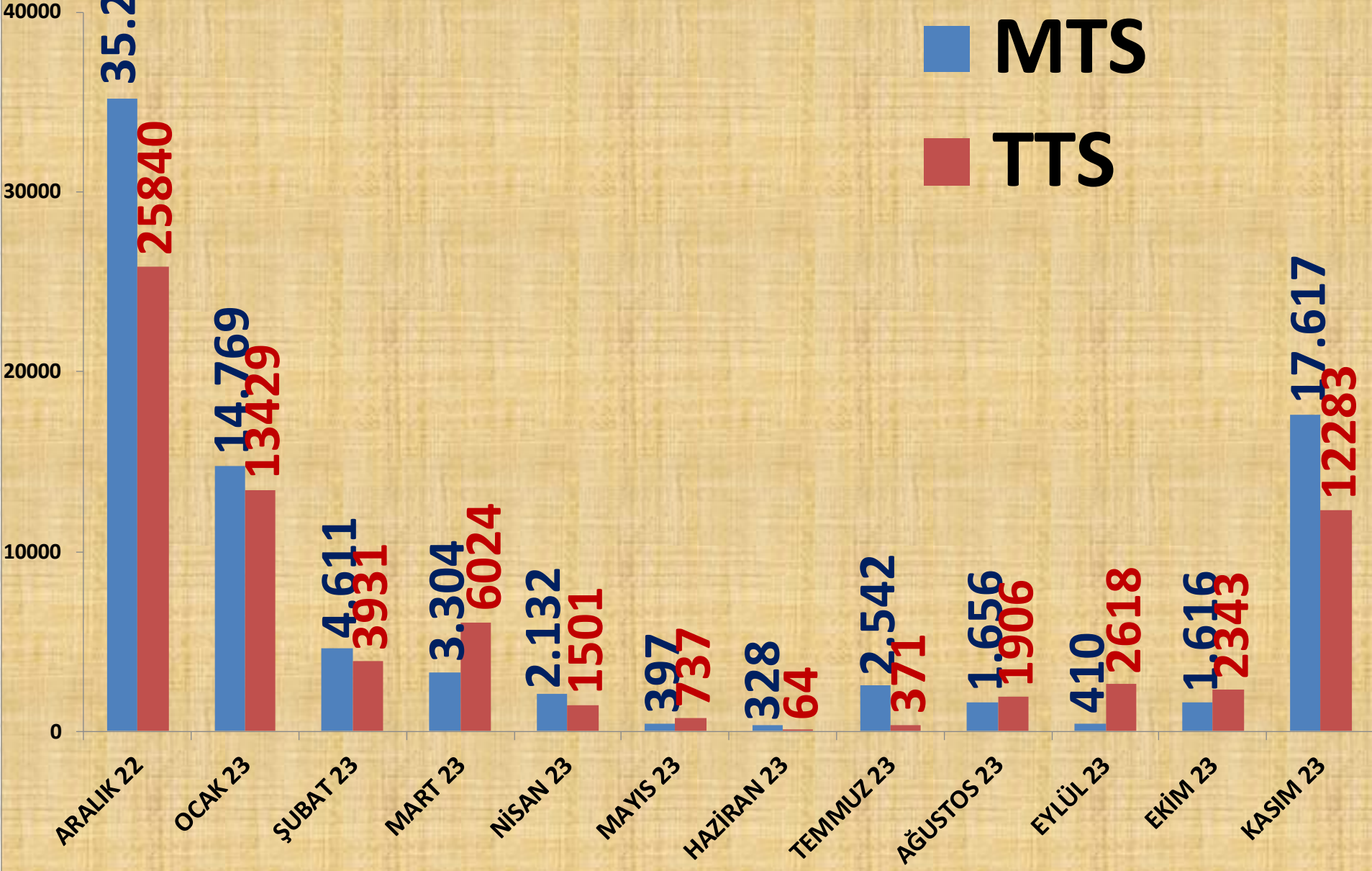
EN ÇOK FİYAT	2021 KASIM	2022 KASIM		2023 KASIM	
MTS	3,68 TL	79%	6,60 TL	102%	13,33 TL
TTS	3,55 TL	118%	7,75 TL	68%	13,00 TL

ORTALAMA FİYAT	2021 KASIM	2022 KASIM		2023 KASIM	
MTS	2,82 TL	96%	5,55 TL	10%	6,08 TL
TTS	2,89 TL	99%	5,75 TL	16%	6,68 TL

AYLIK MISIR DANE FİYAT TRENDİ (TL)



AYLIK MISIR DANE İŞLEM MİKTARI (TON)



EYLÜL 23 EKİM 23

1%

2%

AĞUSTOS 23

2%

TEMMUZ 23

3%

HAZİRAN 23

0%

MAYIS 23

0%

NİSAN 23

3%

MART 23

4%

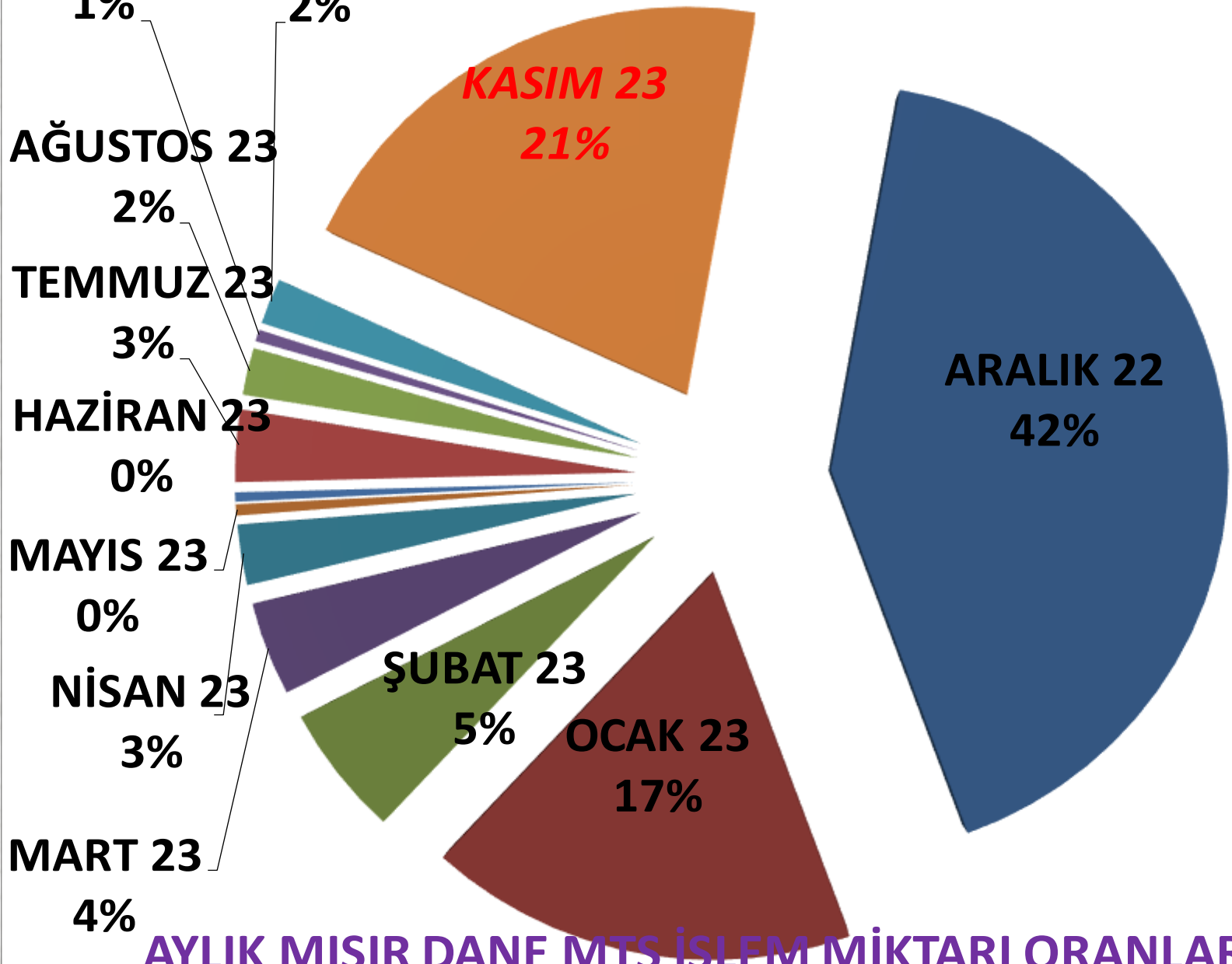
KASIM 23
21%

ARALIK 22
42%

ŞUBAT 23
5%

OCAK 23
17%

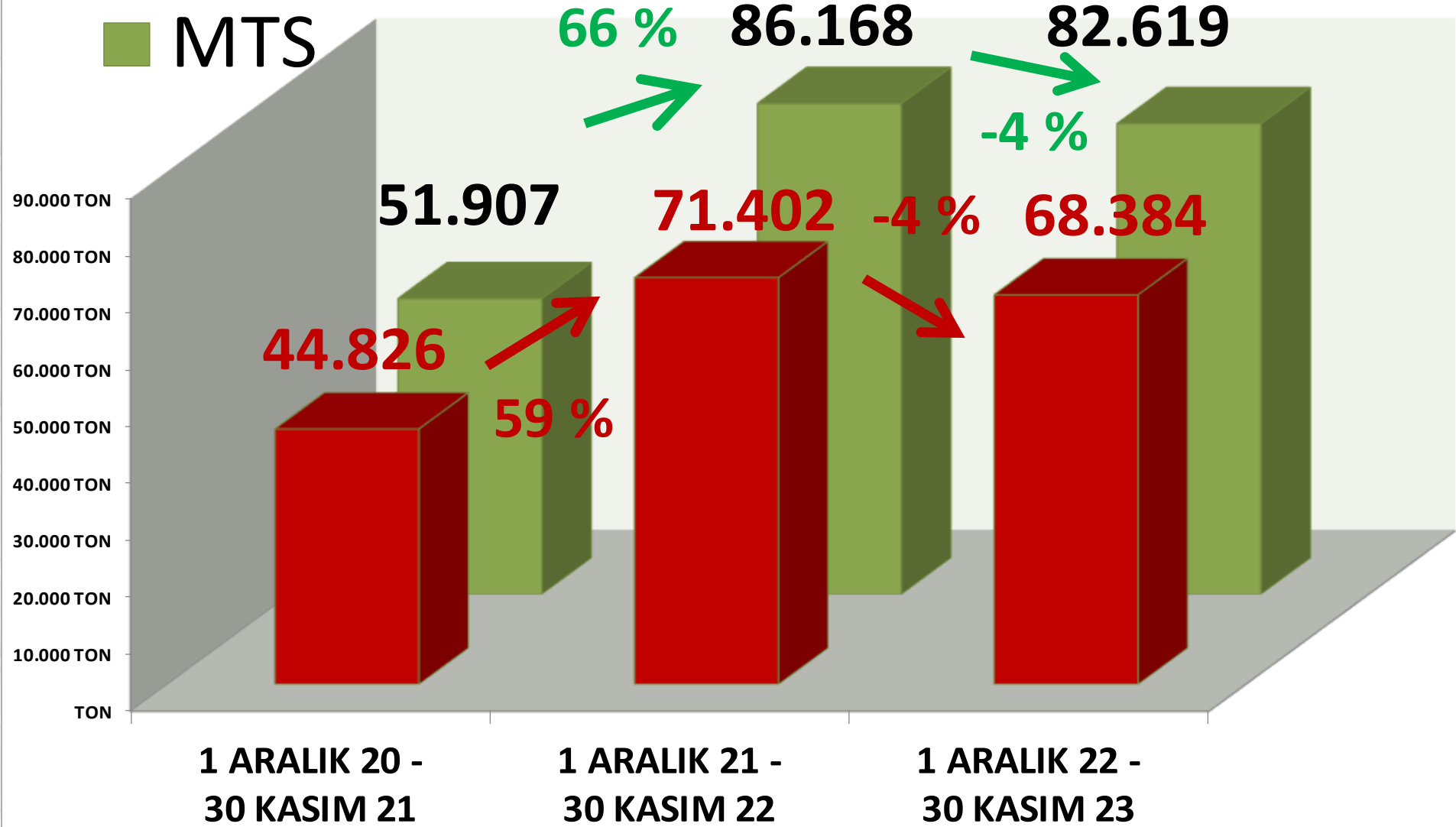
AYLIK MISIR DANE MTS İŞLEM MİKTARI ORANLARI



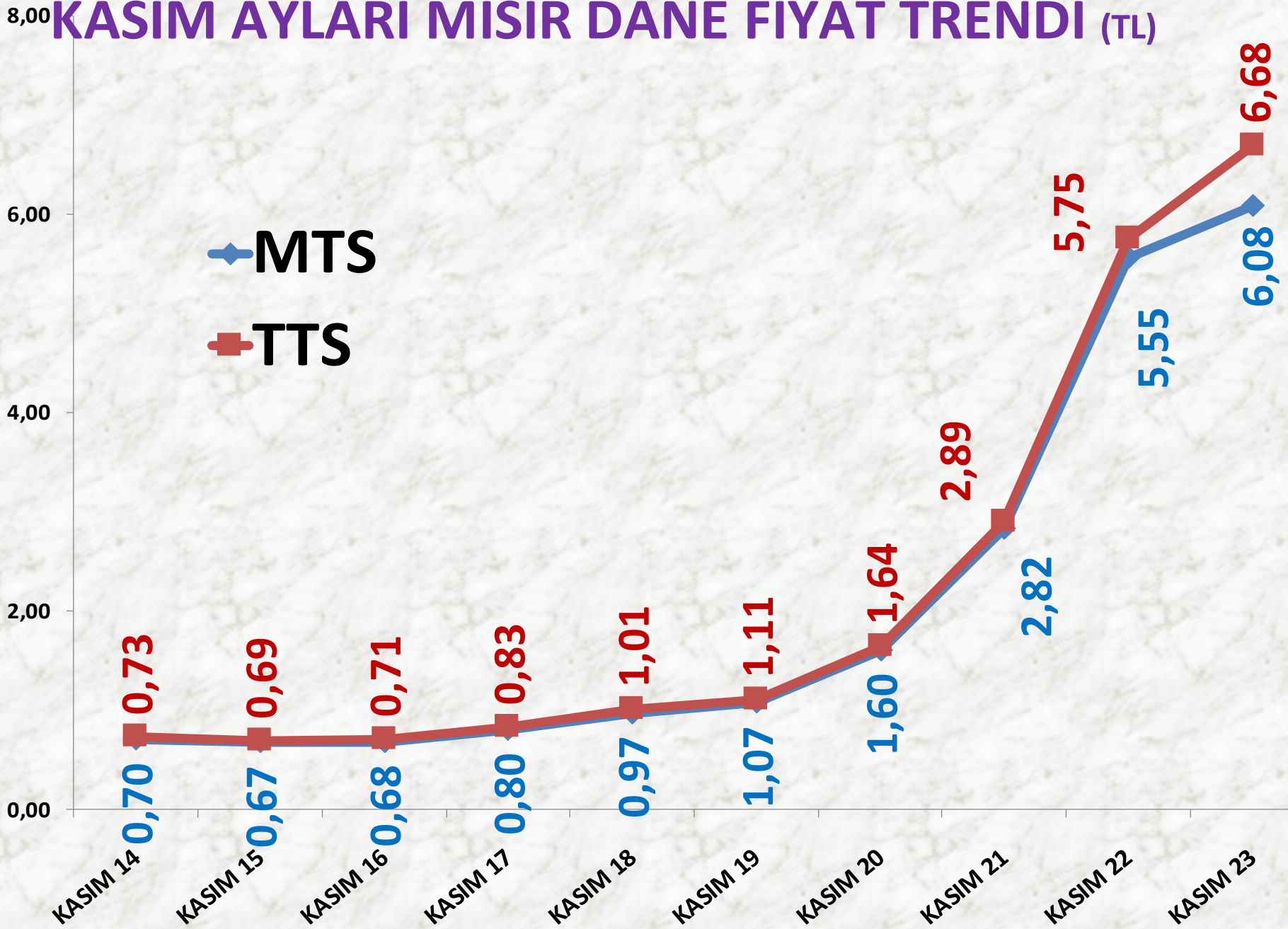
■ TTS

YILLIK MISIR DANE İŞLEM MİKTARI (TON)

■ MTS



KASIM AYLARI MISIR DANE FİYAT TRENDİ (TL)



NOHUT

İŞLEM MİKTARI TON	2021 KASIM	2022 KASIM		2023 KASIM	
MTS	160 TON	115%	344 TON	132%	797 TON
TTS	82 TON	-24%	62 TON	54%	96 TON

EN AZ FİYAT	2021 KASIM	2022 KASIM		2023 KASIM	
MTS	8,50 TL	18%	10,00 TL	150%	25,00 TL
TTS	4,50 TL	106%	9,25 TL	224%	30,00 TL

EN ÇOK FİYAT	2021 ŞUBAT	2022 MART		2023 MART	
MTS	12,16 TL	106%	25,00 TL	51%	37,79 TL
TTS	7,50 TL	100%	15,00 TL	103%	30,50 TL

ORTALAMA FİYAT	2021 KASIM	2022 KASIM		2023 KASIM	
MTS	12,81 TL	141%	30,91 TL	26%	38,93 TL
TTS	9,90 TL	53%	15,18 TL	131%	35,14 TL

NOHUT DOĞAL

İŞLEM MİKTARI TON	2021 KASIM	2022 KASIM		2023 KASIM	
MTS	38 TON	126%	86 TON	-53%	40 TON
TTS	82 TON	-75%	20 TON	-	0

EN AZ FİYAT	2021 KASIM	2022 KASIM		2023 KASIM	
MTS	8,50 TL	159%	22,00 TL	14%	25,00 TL
TTS	4,50 TL	424%	23,60 TL	-	-

EN ÇOK FİYAT	2021 KASIM	2022 KASIM		2023 KASIM	
MTS	11,54 TL	99%	23,00 TL	24%	28,50 TL
TTS	11,26 TL	149%	28,06 TL	-	-

ORTALAMA FİYAT	2021 KASIM	2022 KASIM		2023 KASIM	
MTS	10,74 TL	111%	22,69 TL	21%	27,57 TL
TTS	9,92 TL	161%	25,86 TL	-	-

NOHUT - ELENMİŞ

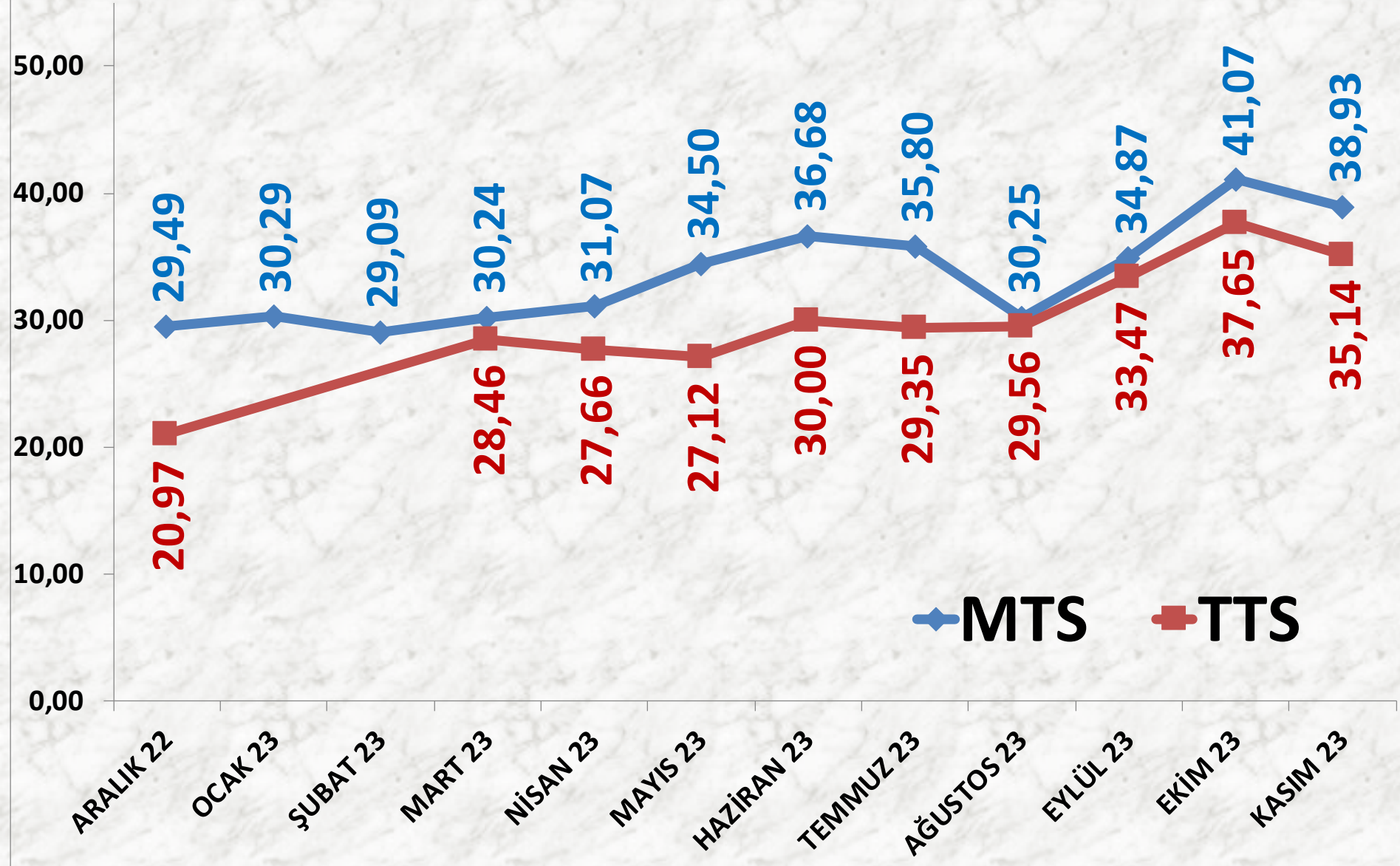
İŞLEM MİKTARI TON	2021 KASIM	2022 KASIM		2023 KASIM	
MTS	122 TON	93%	235 TON	216%	743 TON
TTS	0	-	0	-	79 TON

EN AZ FİYAT	2021 KASIM	2022 KASIM		2023 KASIM	
MTS	13,00 TL	146%	32,00 TL	-1%	31,81 TL
TTS	-	-	-	-	40,00 TL

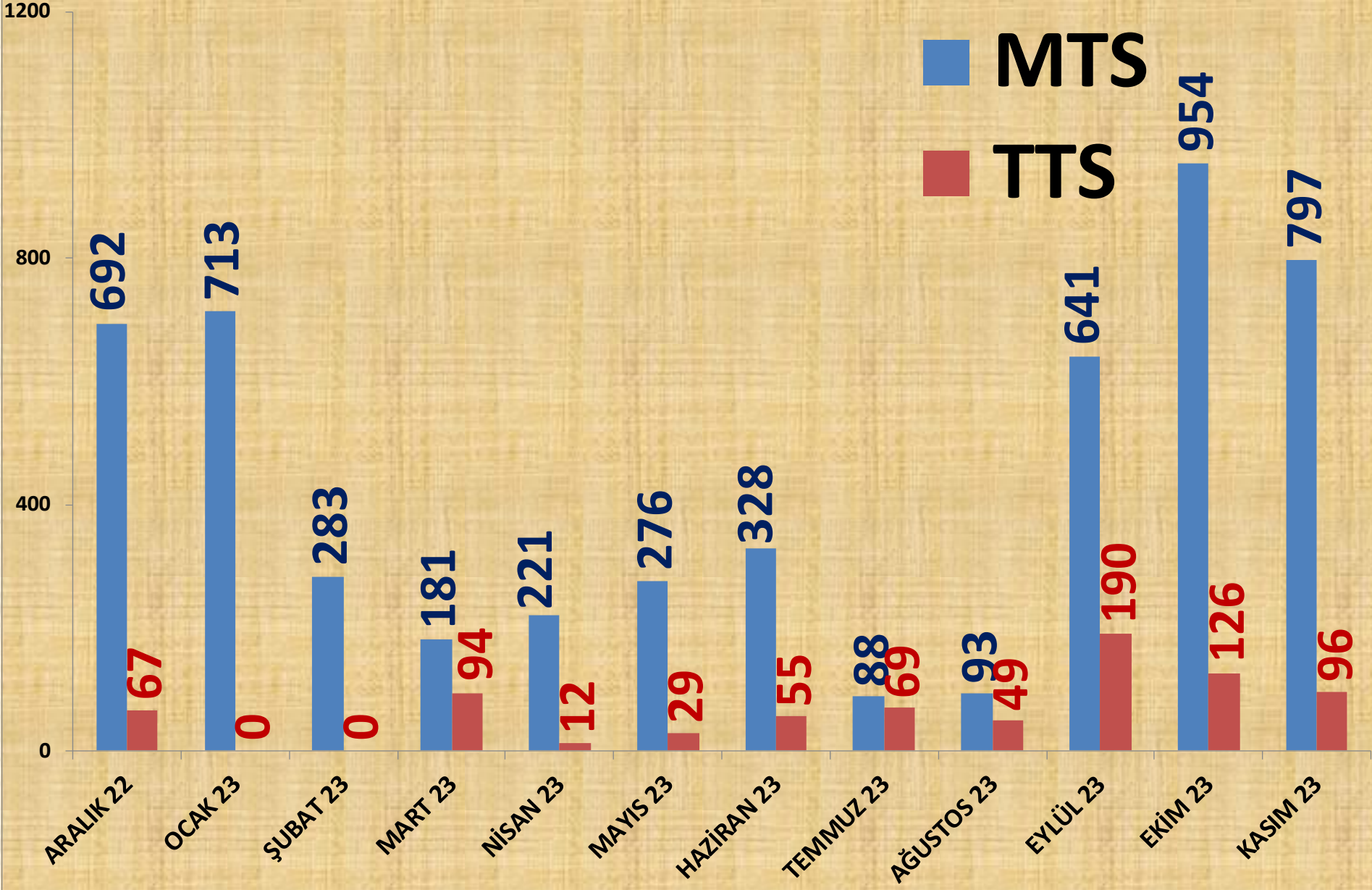
EN ÇOK FİYAT	2021 KASIM	2022 KASIM		2023 KASIM	
MTS	16,27 TL	127%	37,00 TL	47%	54,33 TL
TTS	-	-	-	-	40,00 TL

ORTALAMA FİYAT	2021 KASIM	2022 KASIM		2023 KASIM	
MTS	13,46 TL	162%	35,24 TL	13%	39,96 TL
TTS	-	-	-	-	40,00 TL

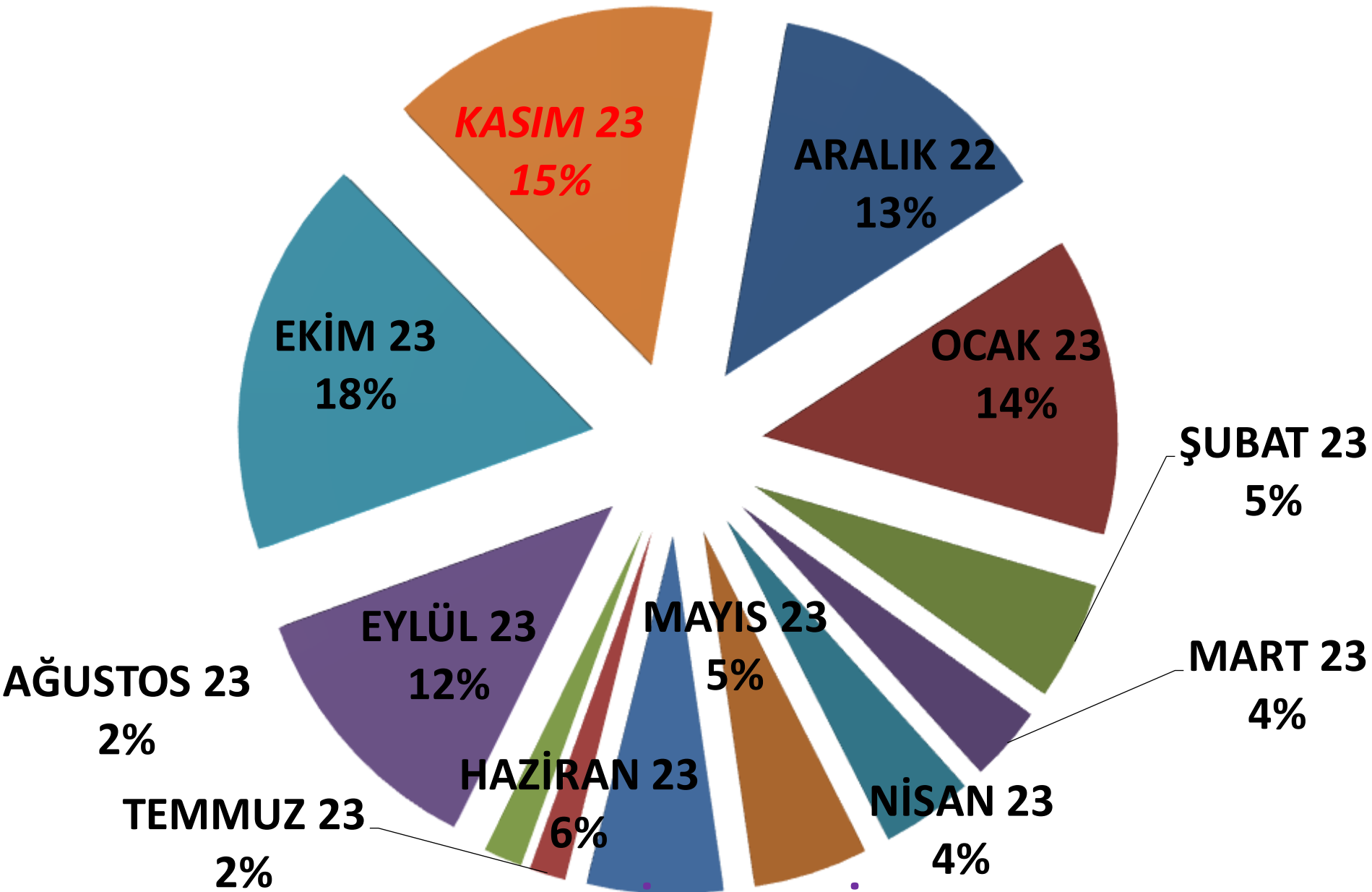
AYLIK NOHUT FİYAT TRENDİ (TL)



AYLIK NOHUT İŞLEM MİKTARI (TON)



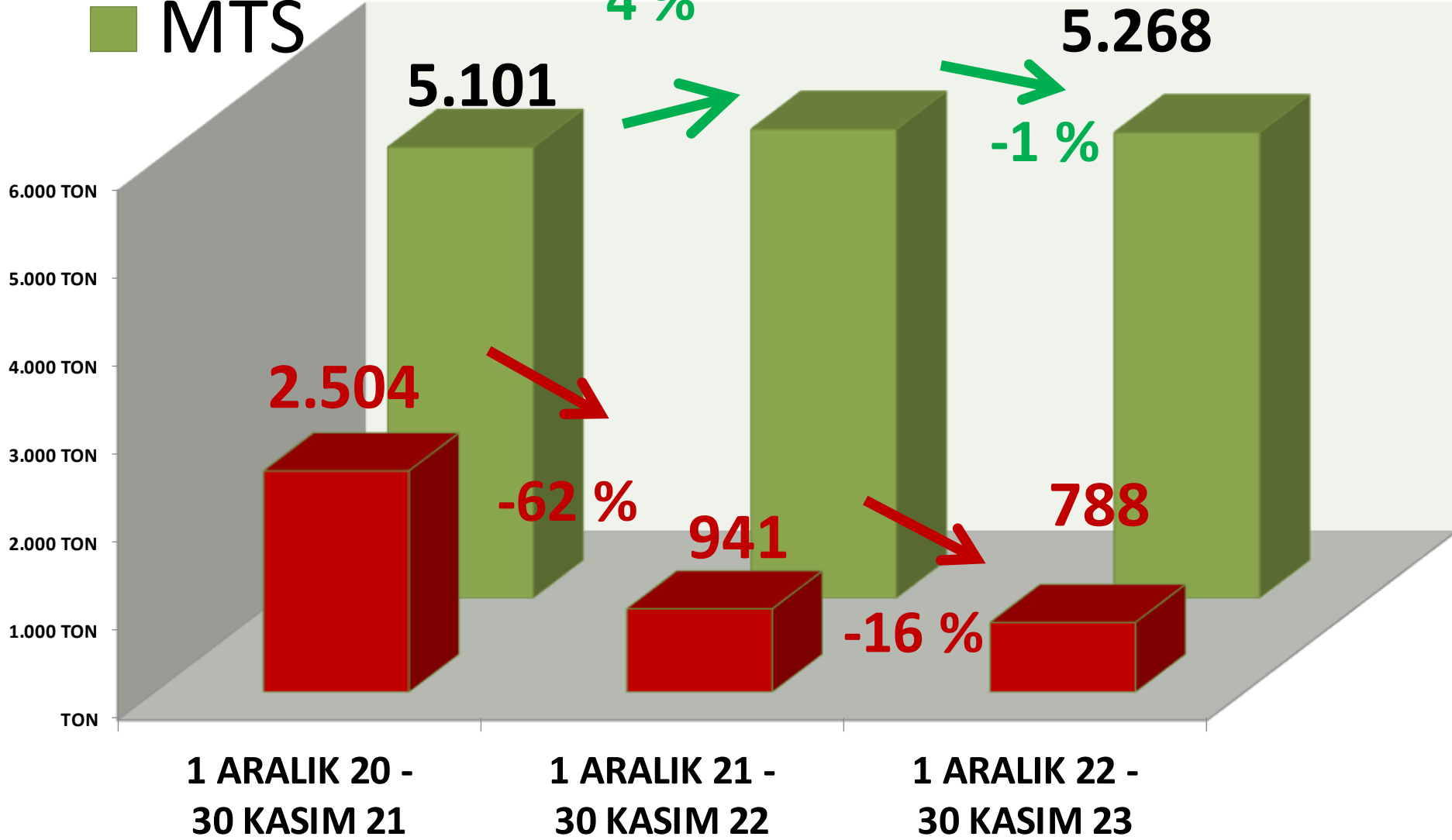
AYLIK NOHUT MTS İŞLEM MİKTARI ORANLARI



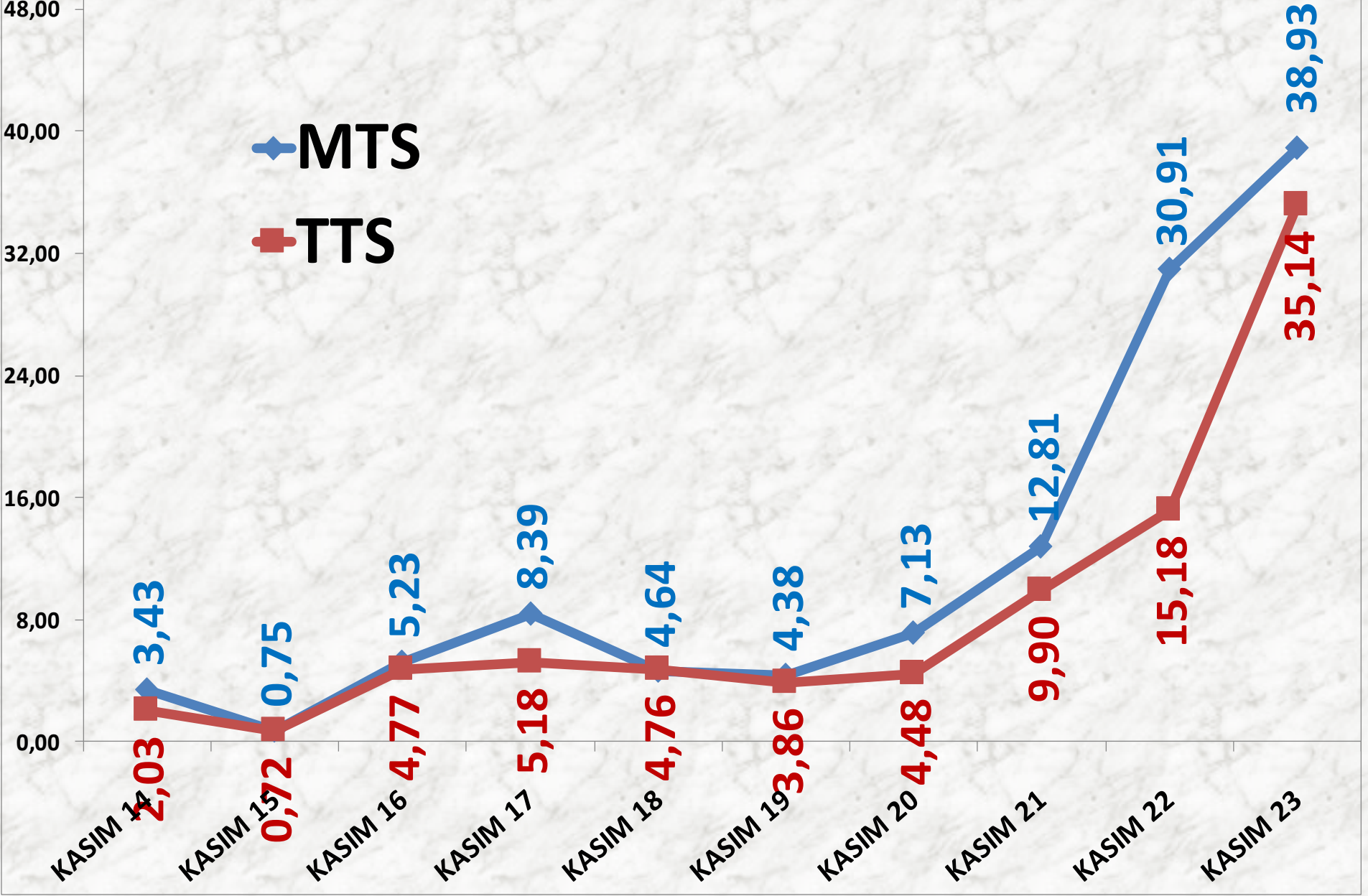
■ TTS

YILLIK NOHUT İŞLEM MİKTARI (TON)

■ MTS



KASIM AYLARI NOHUT FİYAT TRENDİ (TL)



BEYAZ LEBLEBİ

LEBLEBİ BEYAZ 8,50 mm

İŞLEM MİKTARI TON	2021 KASIM	2022 KASIM		2023 KASIM	
TTS	41 TON	-	TON	-	0

LEBLEBİ BEYAZ 9 mm

İŞLEM MİKTARI TON	2021 KASIM	2022 KASIM		2023 KASIM	
TTS	25 TON	508%	153 TON	-53%	72 TON

BEYAZ LEBLEBİ

LEBLEBİ BEYAZ 9 + 9,50 mm

İŞLEM MİKTARI TON	2021 KASIM	2022 KASIM		2023 KASIM	
TTS	172 TON	-76%	42 TON	18%	50 TON

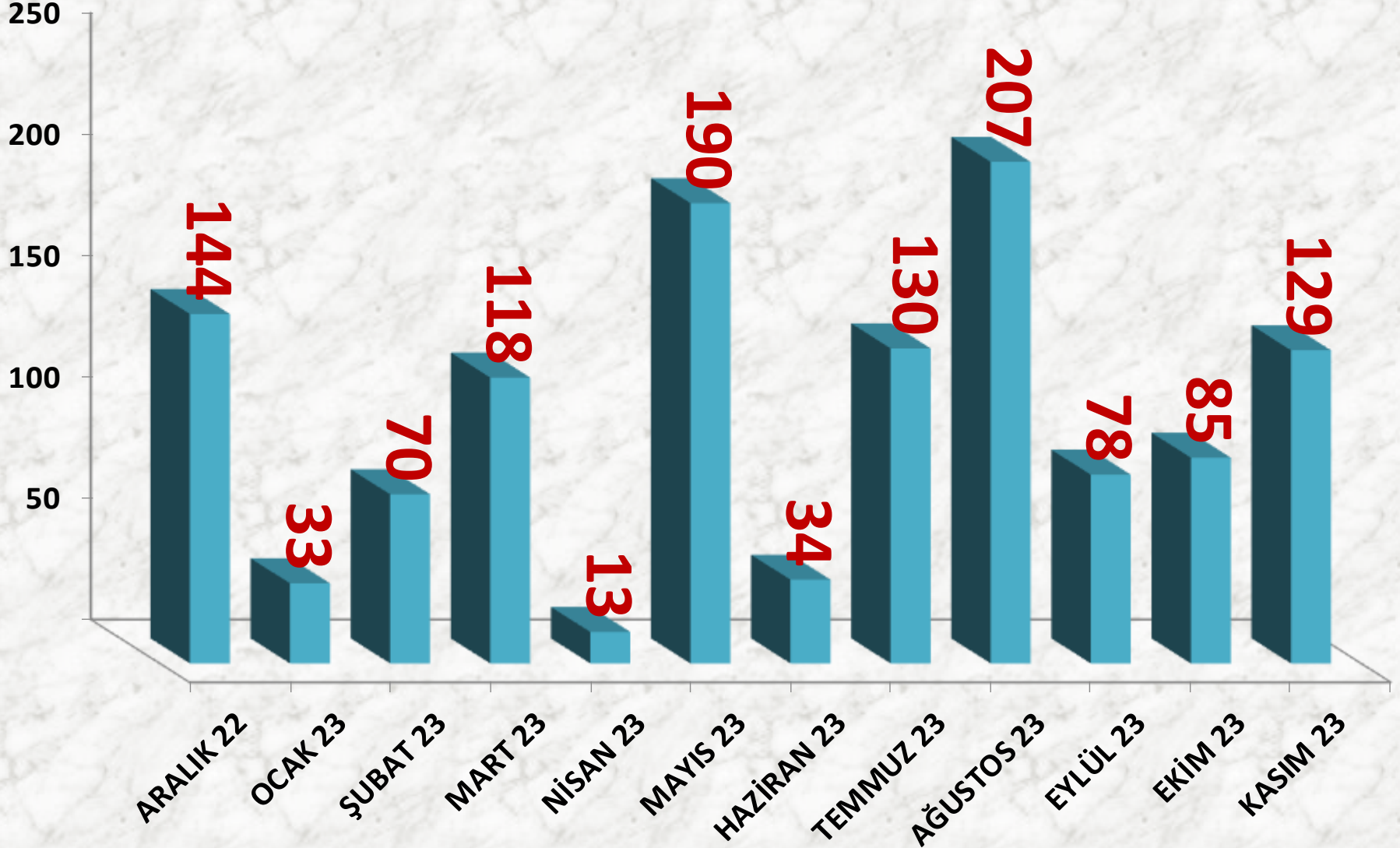
LEBLEBİ ELENTİ (Beyaz)

İŞLEM MİKTARI TON	2021 KASIM	2022 KASIM		2023 KASIM	
TTS	15 TON	63%	24 TON	-69%	7 TON

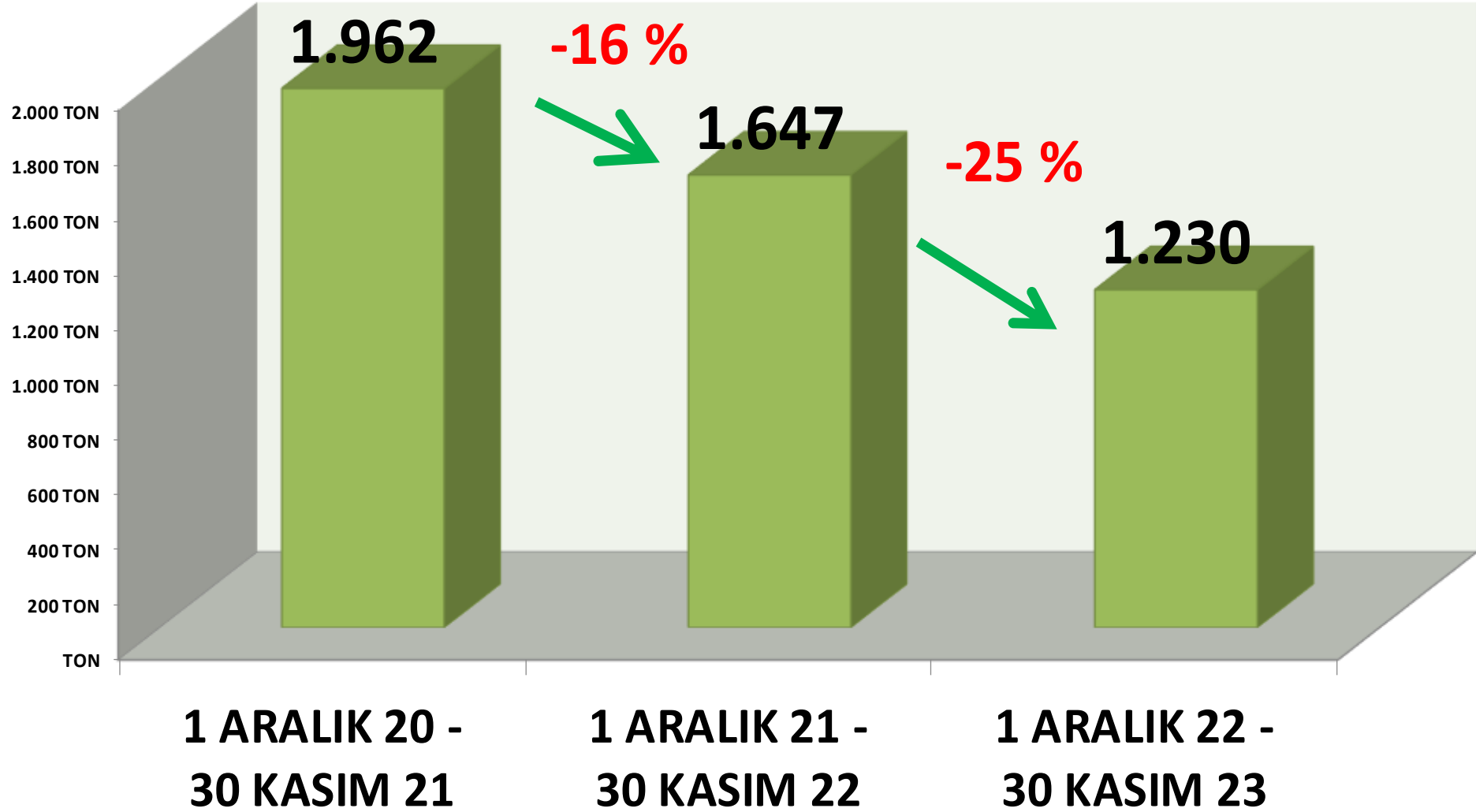
LEBLEBİ BEYAZ TOPLAM

İŞLEM MİKTARI TON	2021 KASIM	2022 KASIM		2023 KASIM	
TTS	<u>253 TON</u>	-13%	<u>219 TON</u>	-41%	<u>129 TON</u>

Leblebi Beyaz İşlem Miktarı (Ton)



YILLIK TOPLAM BEYAZ LEBLEBİ İŞLEM MİKTARI (TON)



LEBLEBİ BEYAZ 8,50 mm FİYATLARI

FİYAT	2021 KASIM	2022 KASIM		2023 KASIM	
EN AZ	9,00 TL	-	-	-	-
EN ÇOK	12,00 TL	-	-	-	-
ORTALAMA	11,13 TL	-	-	-	-

LEBLEBİ BEYAZ 9 mm FİYATLARI

FİYAT	2021 KASIM	2022 KASIM		2023 KASIM	
EN AZ	19,00 TL	112%	40,25 TL	84%	74,25 TL
EN ÇOK	25,00 TL	132%	58,00 TL	64%	95,00 TL
ORTALAMA	20,75 TL	118%	45,31 TL	77%	80,29 TL

LEBLEBİ BEYAZ 9 + 9,50 mm FİYATLARI

FİYAT	2021 KASIM	2022 KASIM		2023 KASIM	
EN AZ	15,65 TL	132%	36,38 TL	90%	69,00 TL
EN ÇOK	18,80 TL	113%	40,00 TL	75%	70,00 TL
ORTALAMA	16,80 TL	124%	37,62 TL	86%	69,99 TL

LEBLEBİ ELENTİ (Beyaz) Fiyatları

ORTALAMA FİYAT	2021 KASIM	2022 KASIM		2023 KASIM	
	5,31 TL	125%	11,97 TL	13%	13,47 TL

SARI LEBLEBİ

LEBLEBİ SARI 9 mm

İŞLEM MİKT. TON	2021 KASIM	2022 KASIM		2023 KASIM	
TTS	5 TON	103%	11 TON	-30%	8 TON

LEBLEBİ SARI 9,50 mm

İŞLEM MİKT. TON	2021 KASIM	2022 KASIM		2023 KASIM	
TTS	99 TON	-98%	2 TON	5048%	119 TON

LEBLEBİ SARI 9,75 mm

İŞLEM MİKT. TON	2021 KASIM	2022 KASIM		2023 KASIM	
TTS	710 TON	-84%	116 TON	43%	166 TON

LEBLEBİ SARI 10 mm

İŞLEM MİKT. TON	2021 KASIM	2022 KASIM		2023 KASIM	
TTS	315 TON	14%	358 TON	-18%	294 TON

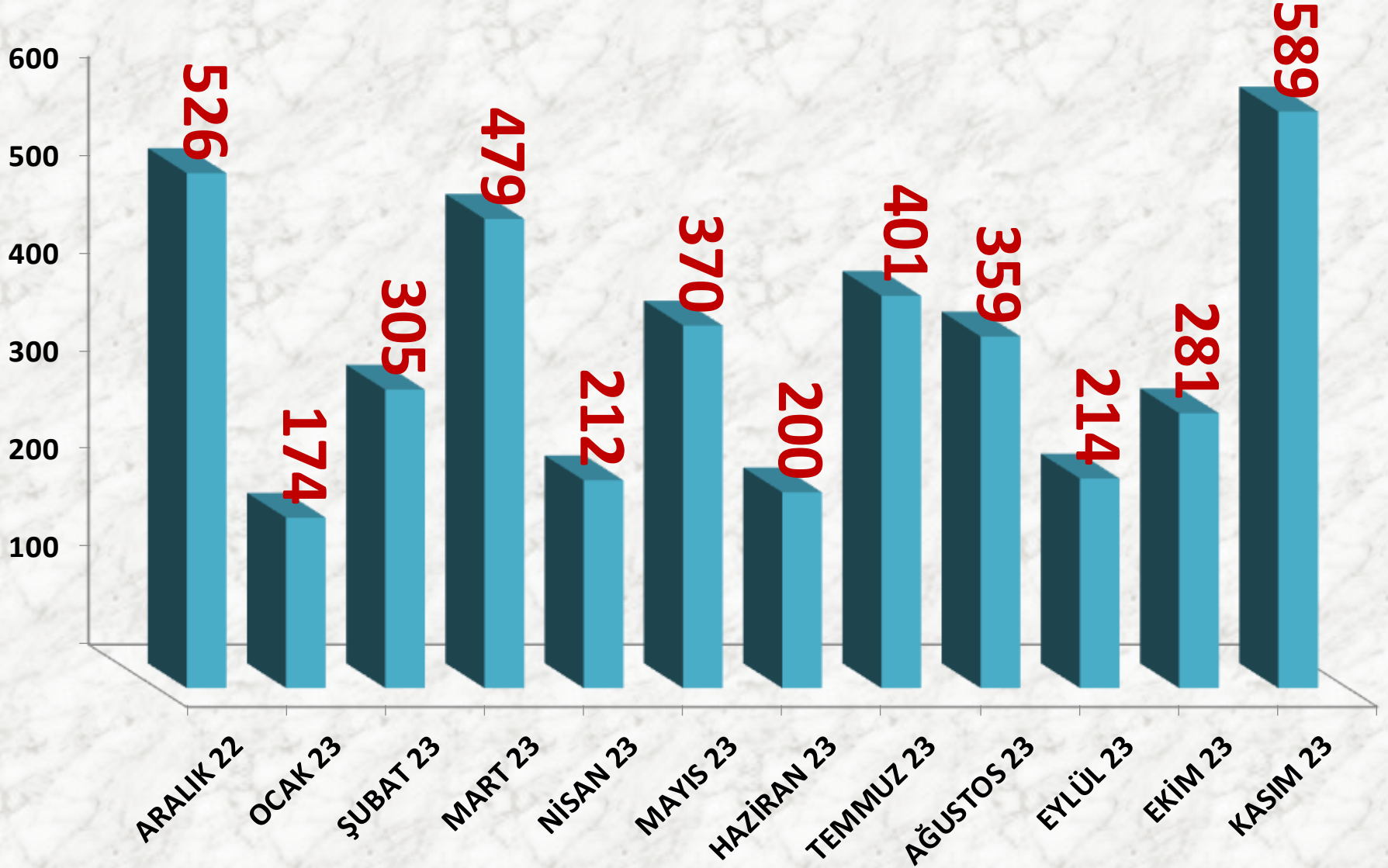
LEBLEBİ KALBURALTI (SARI)

İŞLEM MİKT. TON	2021 KASIM	2022 KASIM		2023 KASIM	
TTS	33 TON	-100%	0	-	3 TON

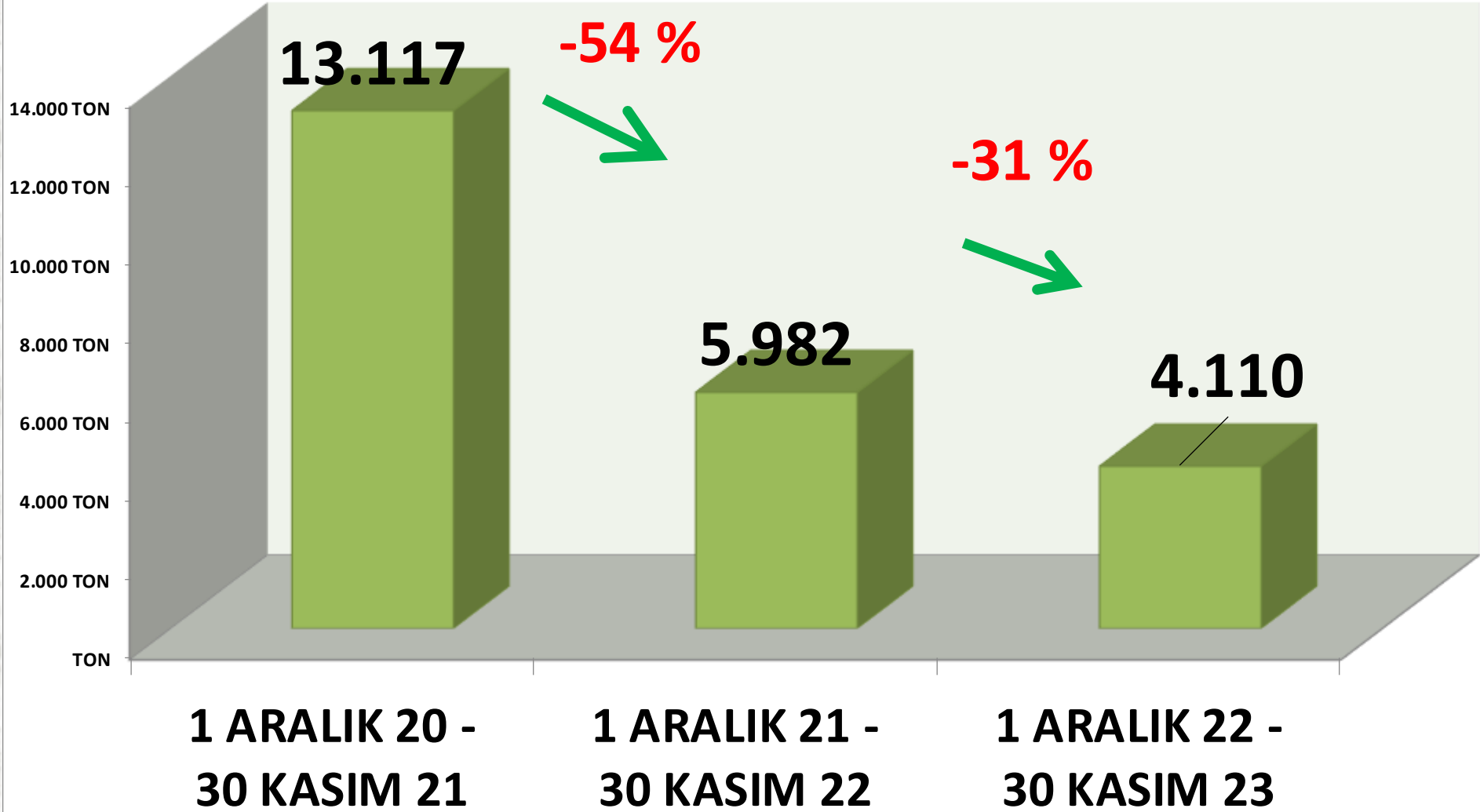
LEBLEBİ SARI TOPLAM

İŞLEM MİKT. TON	2021 KASIM	2022 KASIM		2023 KASIM	
TTS	<u>1.162 TON</u>	-58%	<u>487 TON</u>	21%	<u>589 TON</u>

Leblebi Sarı İşlem Miktarı (Ton)



YILLIK TOPLAM SARI LEBLEBİ İŞLEM MİKTARI (TON)



LEBLEBİ SARI 9 mm FİYATLARI

	2021 KASIM	2022 KASIM		2023 KASIM	
EN AZ	10,00 TL	100%	20,00 TL	125%	45,00 TL
EN ÇOK	11,50 TL	161%	30,00 TL	60%	48,00 TL
ORTALAMA	10,75 TL	160%	28,00 TL	62%	45,40 TL

LEBLEBİ SARI 9,50 mm FİYATLARI

	2021 KASIM	2022 KASIM		2023 KASIM	
EN AZ	12,00 TL	167%	32,00 TL	69%	54,00 TL
EN ÇOK	14,90 TL	115%	32,00 TL	88%	60,00 TL
ORTALAMA	13,24 TL	142%	32,00 TL	82%	58,27 TL

LEBLEBİ SARI 9,75 mm FİYATLARI

	2021 KASIM	2022 KASIM		2023 KASIM	
EN AZ	15,00 TL	153%	38,00 TL	61%	61,00 TL
EN ÇOK	17,75 TL	125%	40,00 TL	63%	65,00 TL
ORTALAMA	16,36 TL	142%	39,61 TL	62%	64,04 TL

LEBLEBİ SARI 10 mm FİYATLARI

	2021 KASIM	2022 KASIM		2023 KASIM	
EN AZ	18,00 TL	125%	40,50 TL	63%	66,00 TL
EN ÇOK	23,50 TL	172%	64,00 TL	48%	95,00 TL
ORTALAMA	19,34 TL	146%	47,66 TL	52%	72,34 TL

LEBLEBİ KALBURALTI (SARI) FİYATLARI

	2021 KASIM	2022 KASIM		2023 KASIM	
ORTALAMA FİYAT	6,46 TL	-	-	-	40,00 TL

YILLIK YURTIÇI TOPLAM LEBLEBİ İŞLEM MİKTARI

MİKTAR	1 ARALIK 20 - 30 KASIM 21	1 ARALIK 21 - 30 KASIM 22		1 ARALIK 22 - 30 KASIM 23	
SARI	13.117 TON	-54%	5.982 TON	-31%	4.110 TON
BEYAZ	1.962 TON	-16%	1.647 TON	-25%	1.230 TON
KAPL.+KIRIK	3.498 TON	-39%	2.136 TON	-9%	1.953 TON
LEBLEBİ TOPLAM	18.578 TON	-47%	9.764 TON	-25%	7.292 TON

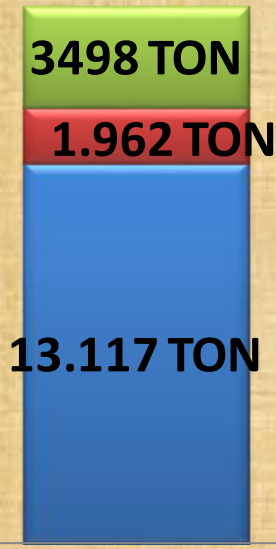
YILLIK TOPLAM TTS LEBLEBİ TESCİLİ

■ KAPL. + KIRIK

■ BEYAZ

■ SARI

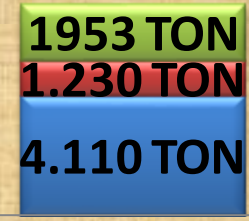
40.000 TON
35.000 TON
30.000 TON
25.000 TON
20.000 TON
15.000 TON
10.000 TON
5.000 TON
TON



-47 %



-25 %



1 ARALIK 20 -
30 KASIM 21

1 ARALIK 21 -
30 KASIM 22

1 ARALIK 22 -
30 KASIM 23

LEBLEBİ İHRACAT MİKTARLARI

2021 KASIM

SARI LEBLEBİ	55.584 kg.
BEYAZ LEBLEBİ	13.000 kg.
KAPLAMALI LEBLEBİ	-
KIRIK LEBLEBİ	-
LEBLEBİ UNU	-
LEBLEBİ KALBURALTI	-
TOPLAM	68.584 kg.

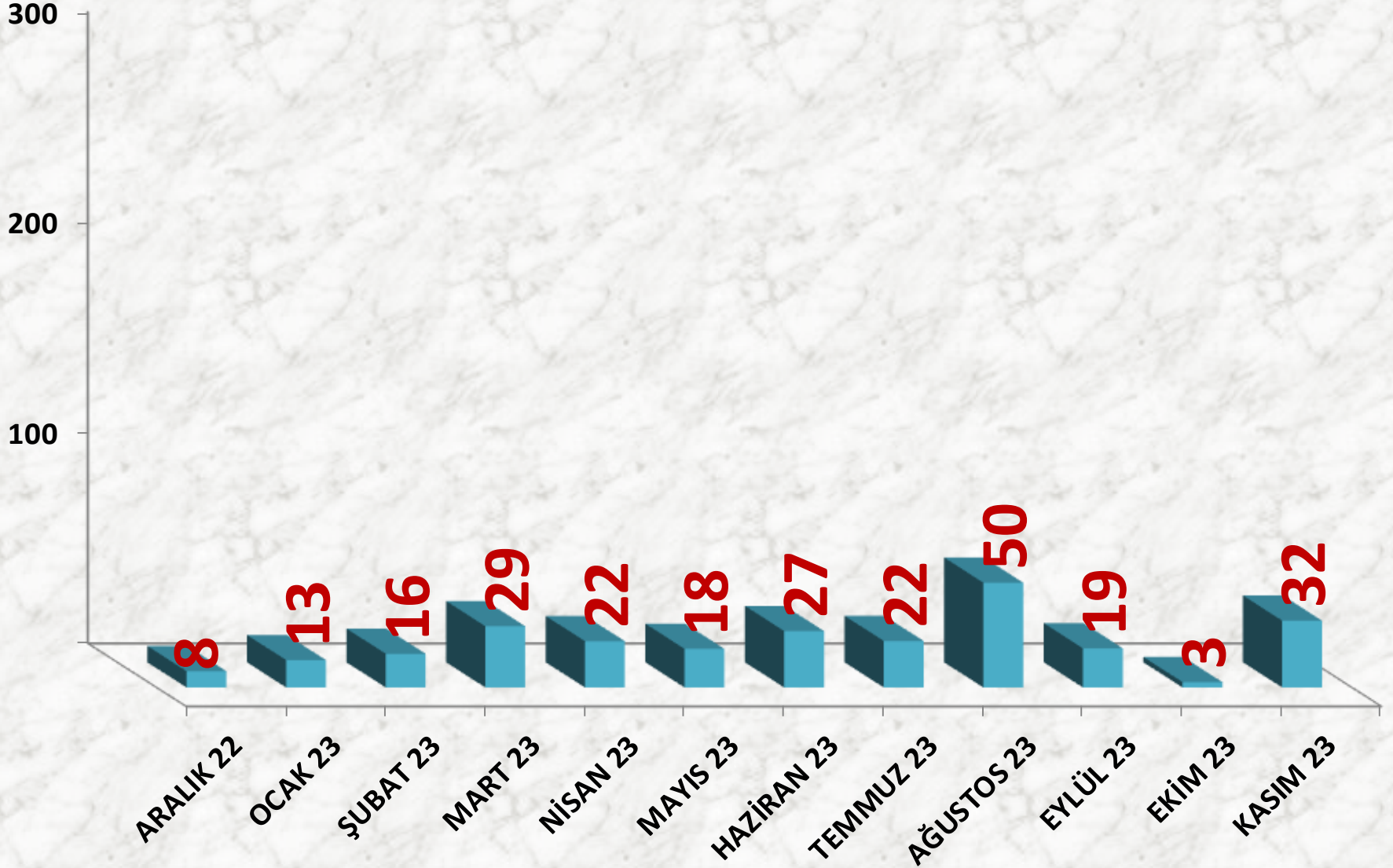
2022 KASIM

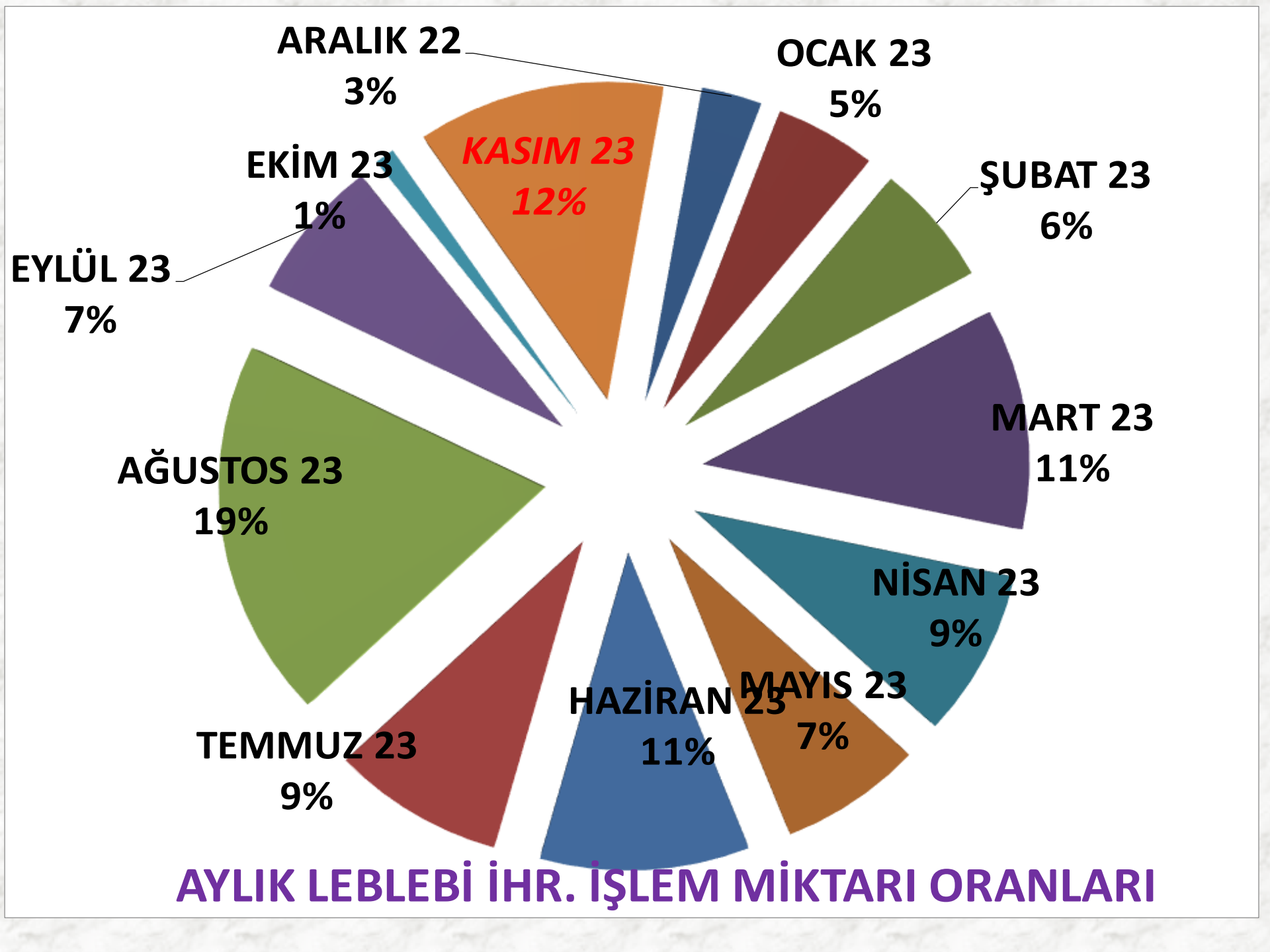
SARI LEBLEBİ	18.266 kg.
BEYAZ LEBLEBİ	10.398 kg.
KAPLAMALI LEBLEBİ	2.432 kg.
KIRIK LEBLEBİ	-
LEBLEBİ UNU	-
LEBLEBİ KALBURALTI	-
TOPLAM	31.096 kg.

2023 KASIM

SARI LEBLEBİ	14.160 kg.
BEYAZ LEBLEBİ	11.800 kg.
KAPLAMALI LEBLEBİ	1.800 kg.
KIRIK LEBLEBİ	-
LEBLEBİ UNU	4.000 kg.
LEBLEBİ KALBURALTI	-
TOPLAM	31.760 kg.

Leblebi İhracat (Ton)





ARALIK 22

3%

OCAK 23

5%

KASIM 23

12%

EKİM 23

1%

ŞUBAT 23

6%

EYLÜL 23

7%

AĞUSTOS 23

19%

MART 23

11%

NİSAN 23

9%

HAZİRAN 23

11%

MAYIS 23

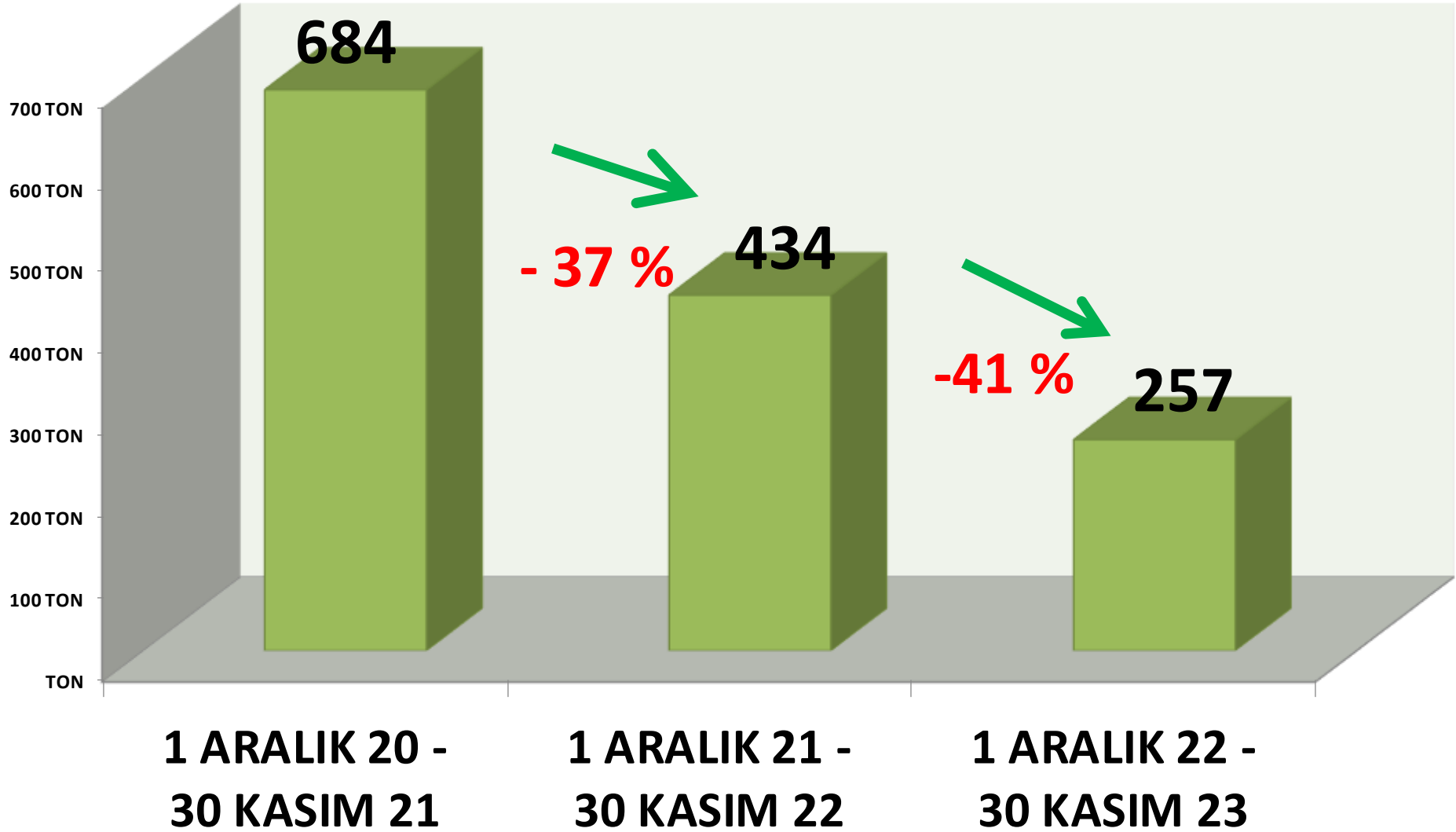
7%

TEMMUZ 23

9%

AYLIK LEBLEBİ İHR. İŞLEM MİKTARI ORANLARI

YILLIK TOPLAM LEBLEBİ İHRACAT MİKTARI (TON)



AYÇEKİRDEĞİ

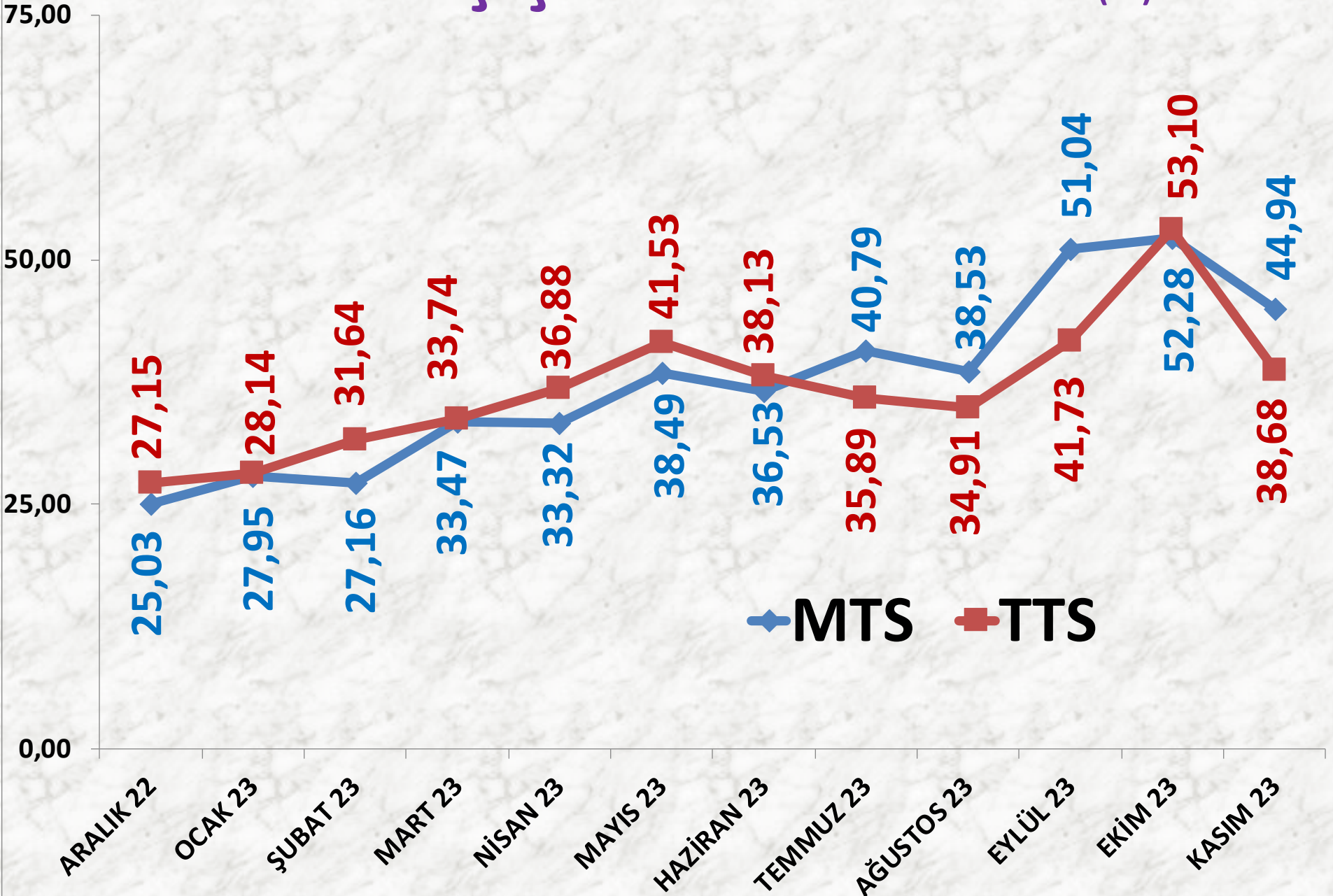
İŞLEM MİKTARI TON	2021 KASIM	2022 KASIM		2023 KASIM	
MTS	2.217 TON	35%	2.998 TON	-11%	2.680 TON
TTS	1.963 TON	42%	2.788 TON	37%	3.816 TON

EN AZ FİYAT	2021 KASIM	2022 KASIM		2023 KASIM	
MTS	4,00 TL	322%	16,86 TL	84%	31,00 TL
TTS	6,60 TL	120%	14,50 TL	93%	28,00 TL

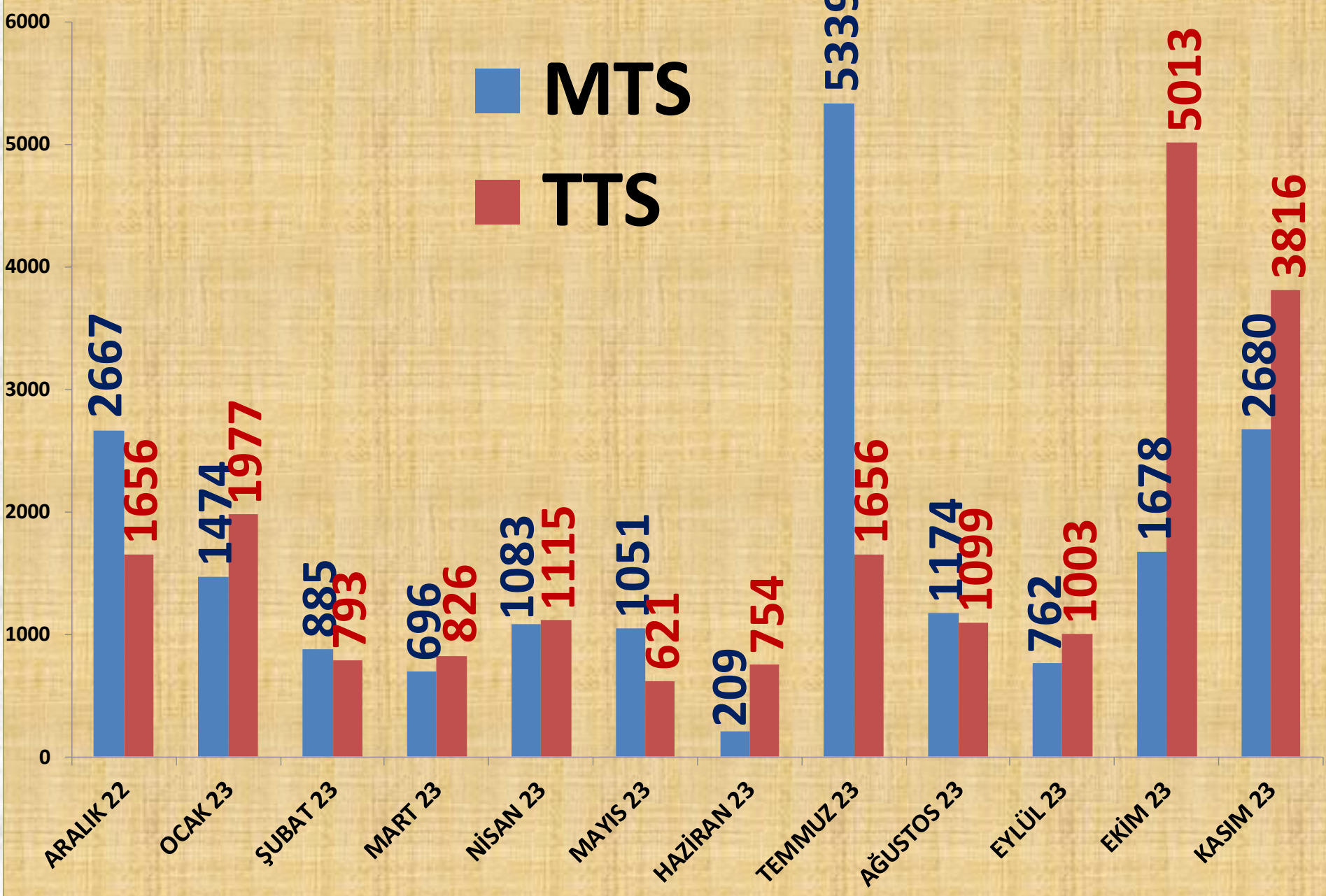
EN ÇOK FİYAT	2021 KASIM	2022 KASIM		2023 KASIM	
MTS	14,50 TL	134%	34,00 TL	212%	105,92 TL
TTS	19,50 TL	167%	52,00 TL	62%	84,00 TL

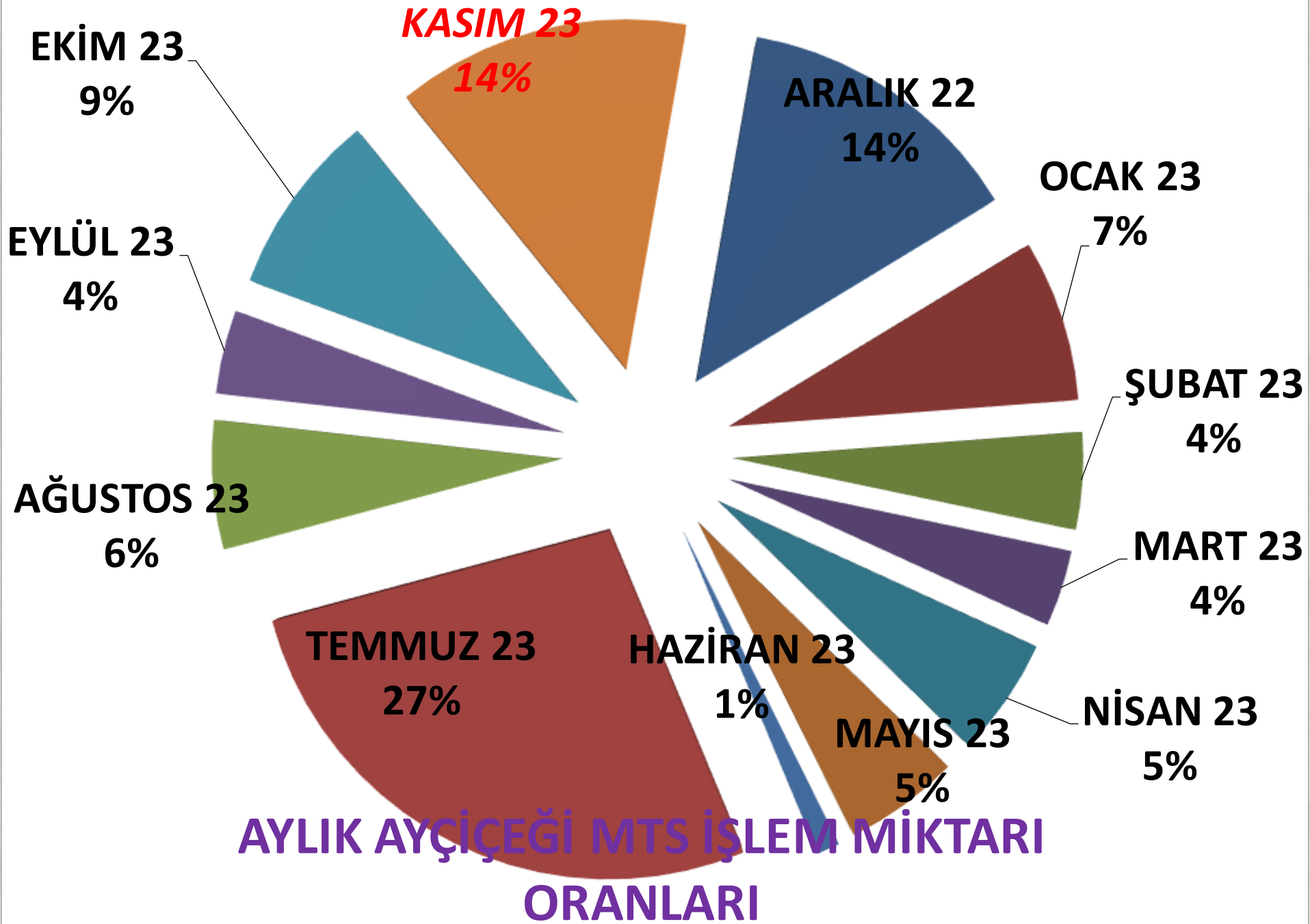
ORTALAMA FİYAT	2021 KASIM	2022 KASIM		2023 KASIM	
MTS	8,06 TL	221%	25,84 TL	74%	44,94 TL
TTS	11,84 TL	101%	23,76 TL	63%	38,68 TL

AYLIK AYÇİÇEĞİ FİYAT TRENDİ (TL)



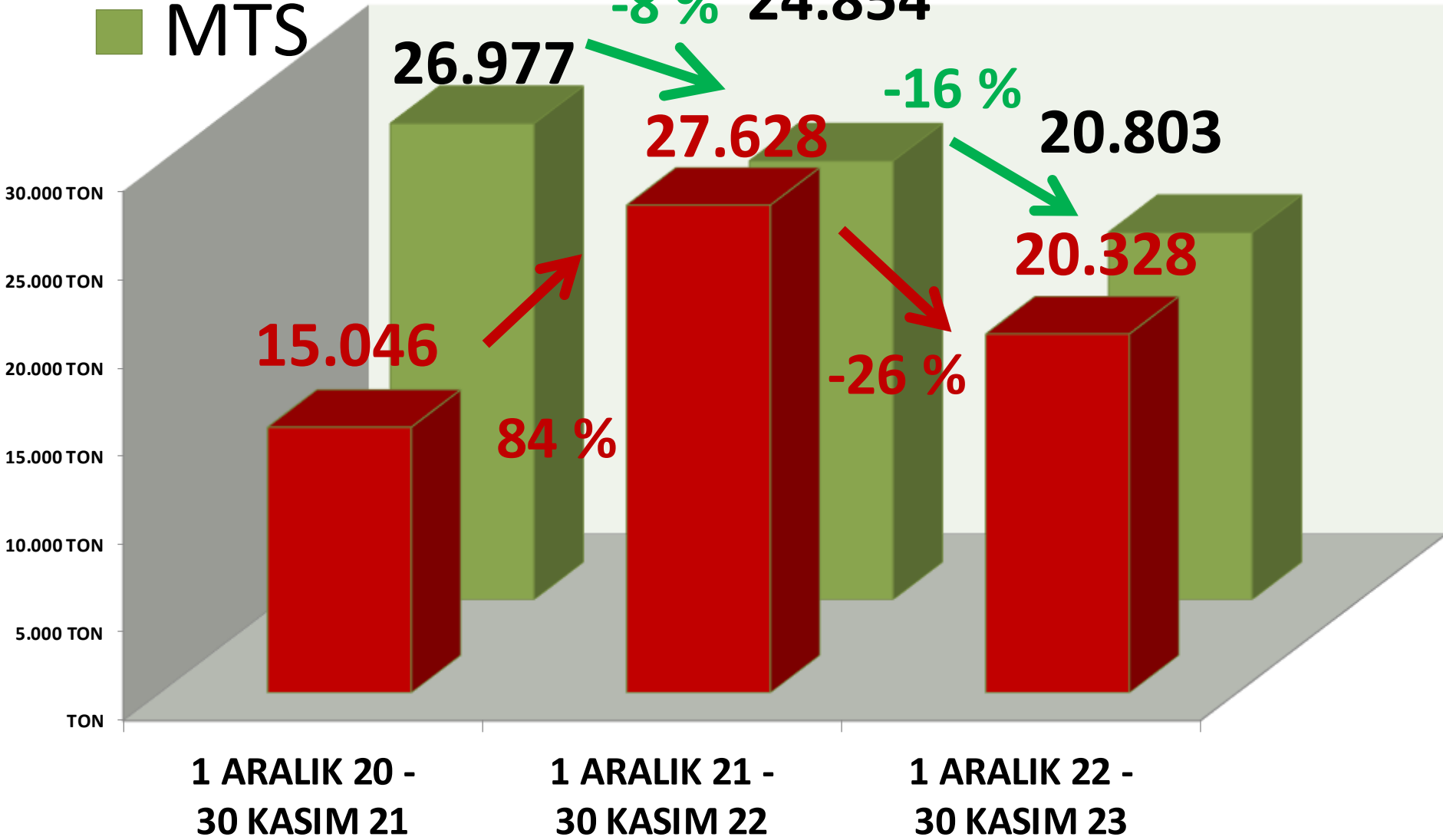
AYLIK AYÇİÇEĞİ İŞLEM MİKTARI (TON)





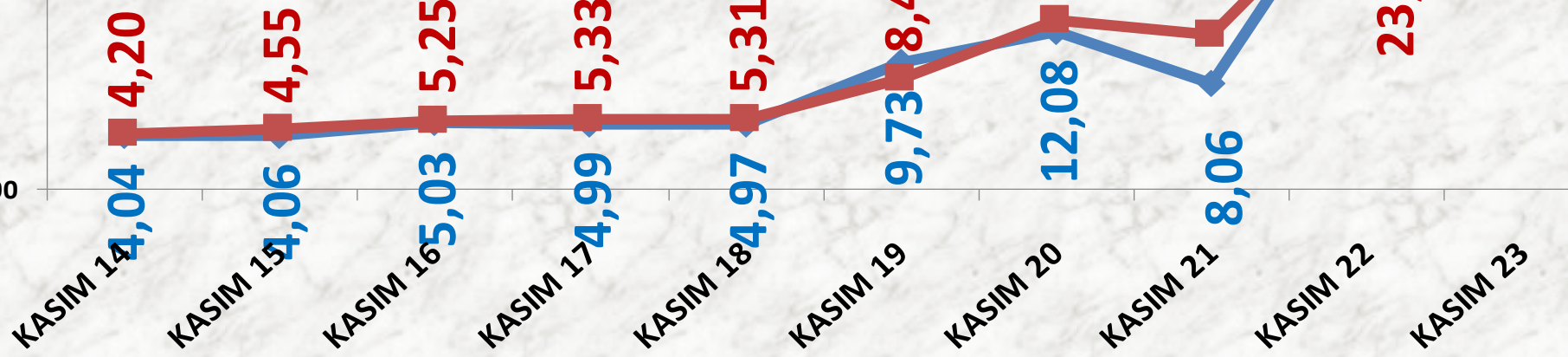
■ TTS YILLIK AYÇİÇEĞİ İŞLEM MİKTARI (TON)

■ MTS



KASIM AYLARI AYÇİÇEĞİ FİYAT TRENDİ (TL)

◆ MTS
■ TTS



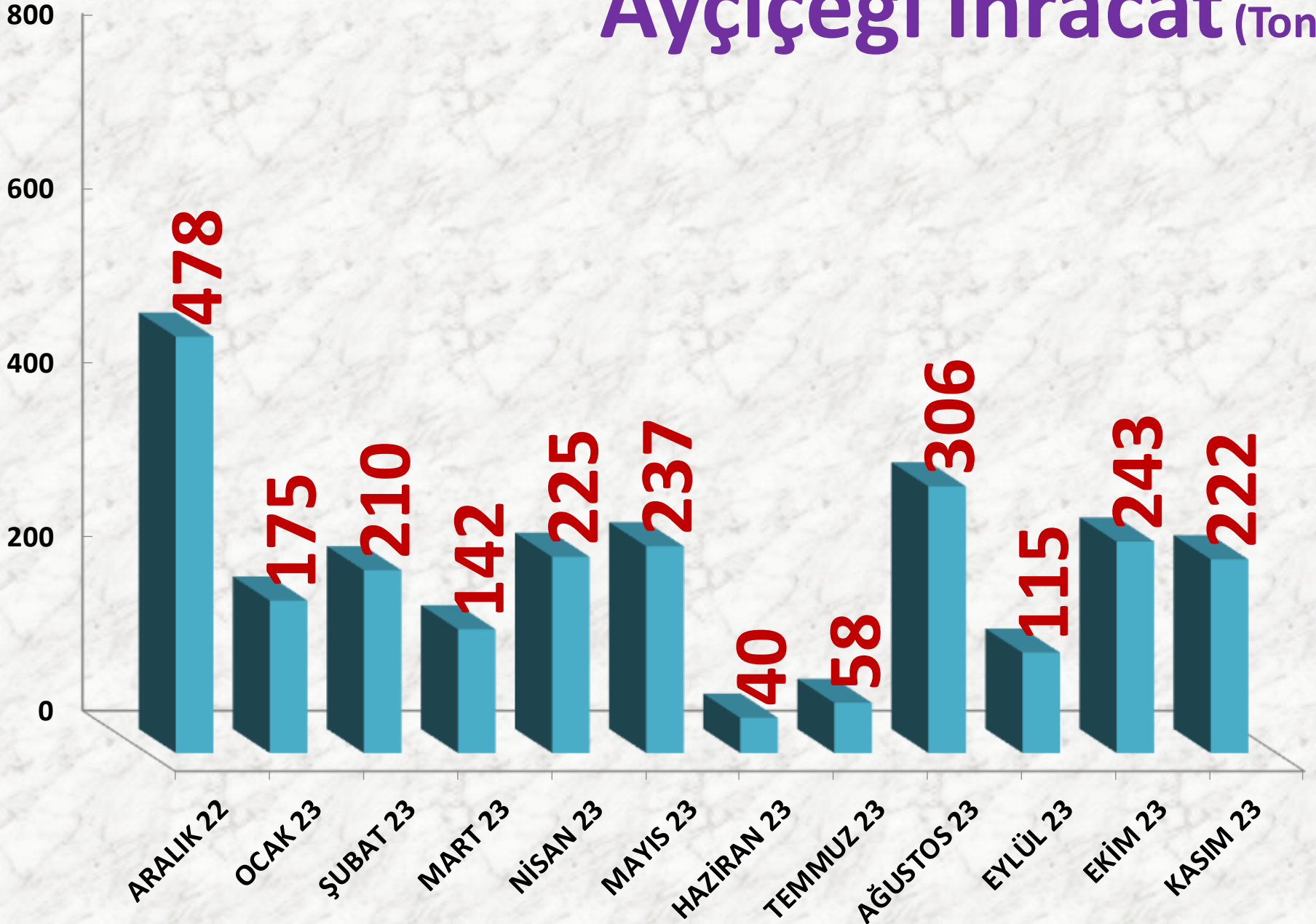
AYÇEKİRDEĞİ İHRACATI

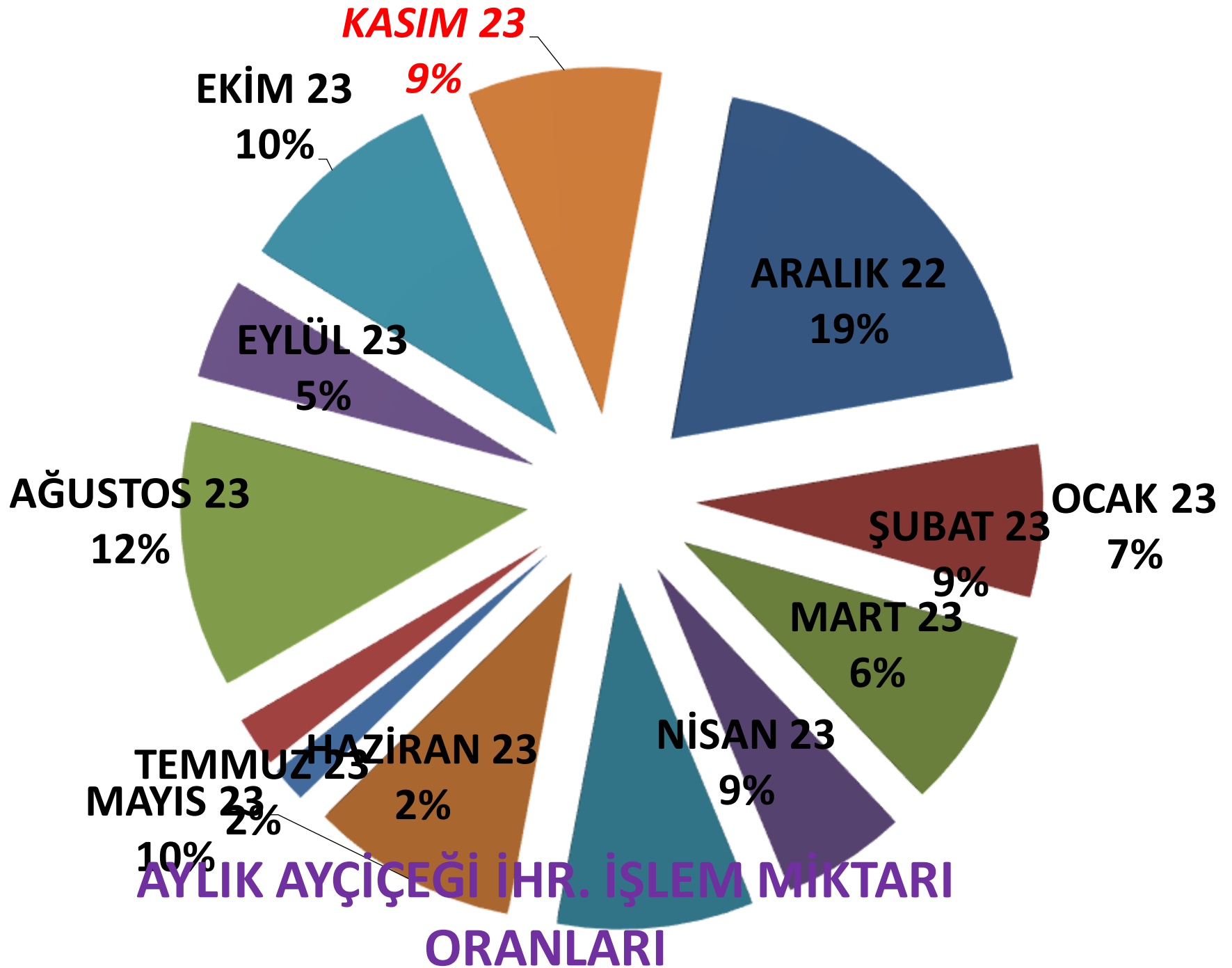
	2021 KASIM	2022 KASIM		2023 KASIM	
İHRACAT	429 TON	-6%	402 TON	-45%	222 TON

AYÇEKİRDEĞİ İHRACAT MİKTARI (TON)

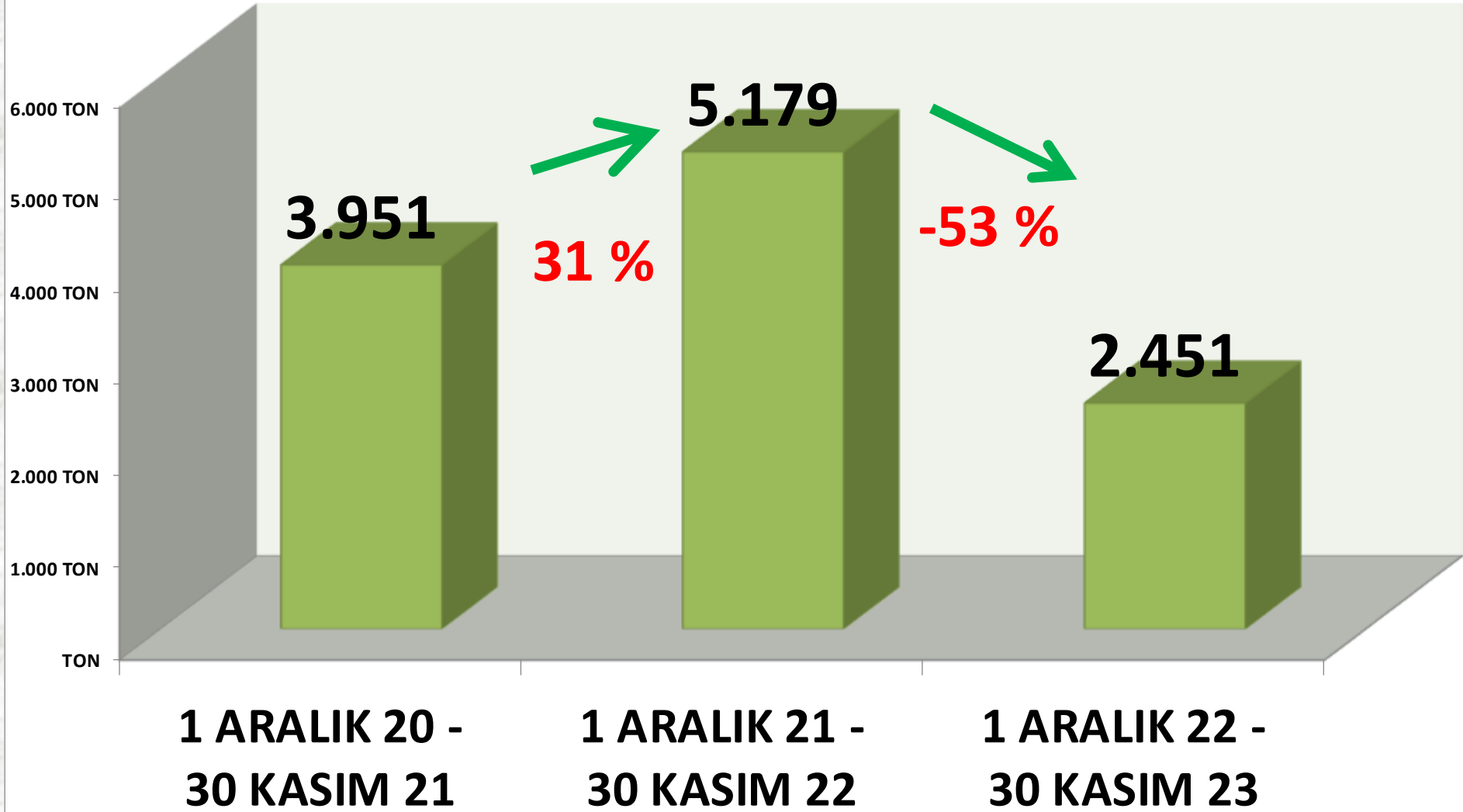


Ayçiçeği İhracat (Ton)





YILLIK TOPLAM AYÇİÇEĐİ İHRACAT MİKTARI (TON)



SÜT

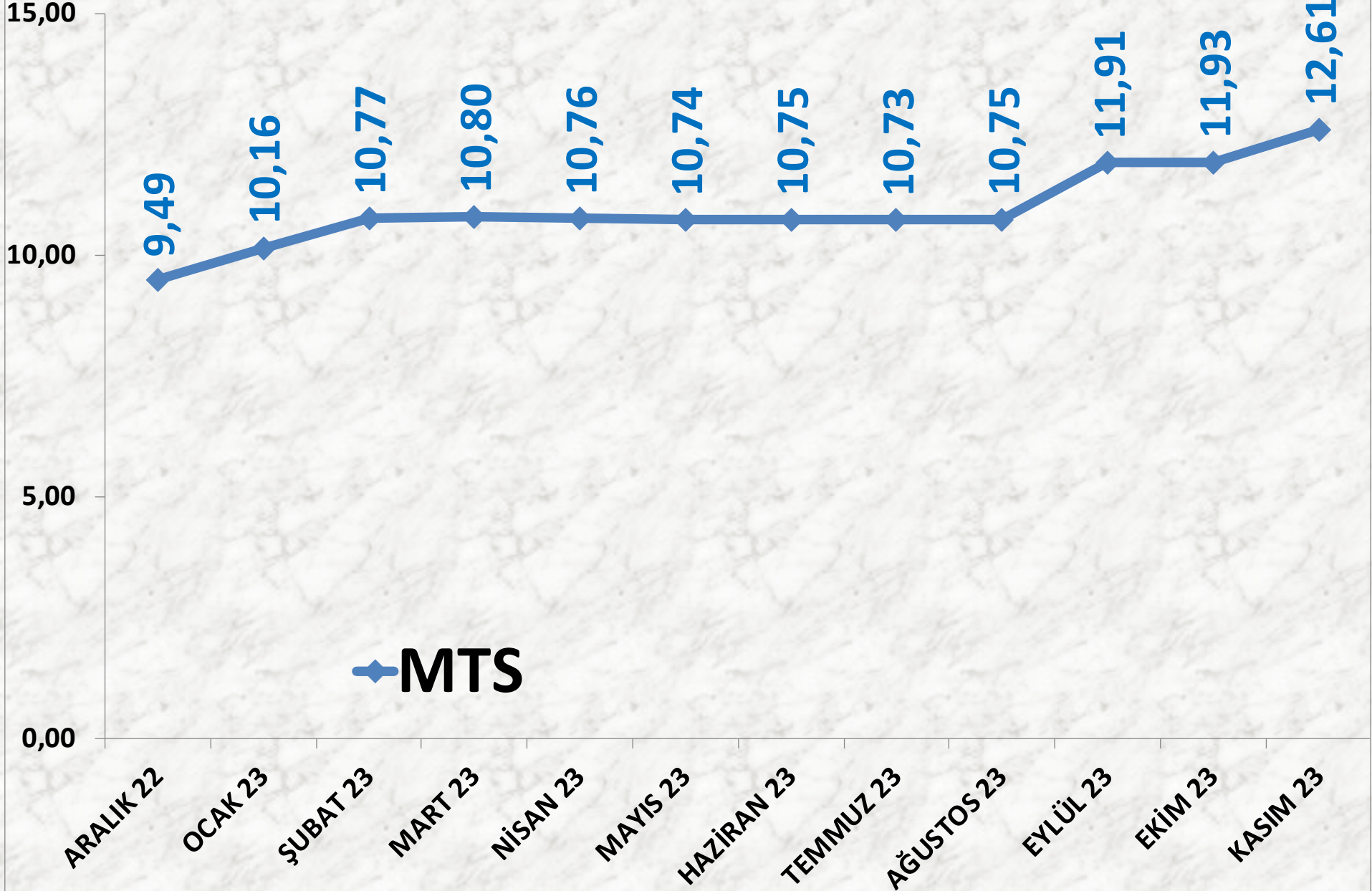
İŞLEM MİKTARI (M³)	2021 KASIM	2022 KASIM		2023 KASIM	
MTS	29.482 M ³	-19%	23.905 M ³	16%	27.727 M ³

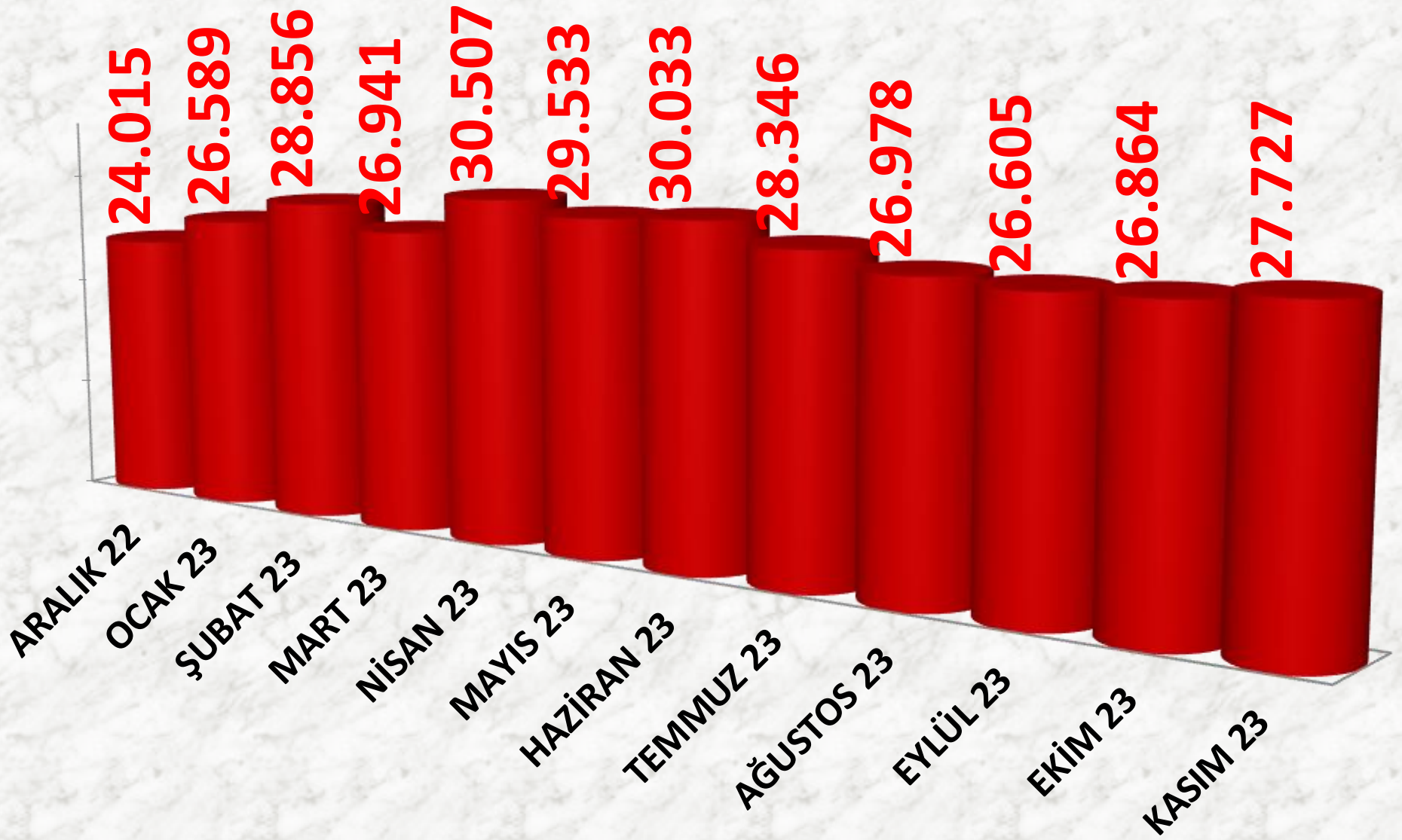
EN AZ FİYAT	2021 KASIM	2022 KASIM		2023 KASIM	
MTS	2,80 TL	150%	7,00 TL	50%	10,50 TL

EN ÇOK FİYAT	2021 KASIM	2022 KASIM		2023 KASIM	
MTS	3,58 TL	176%	9,88 TL	72%	17,00 TL

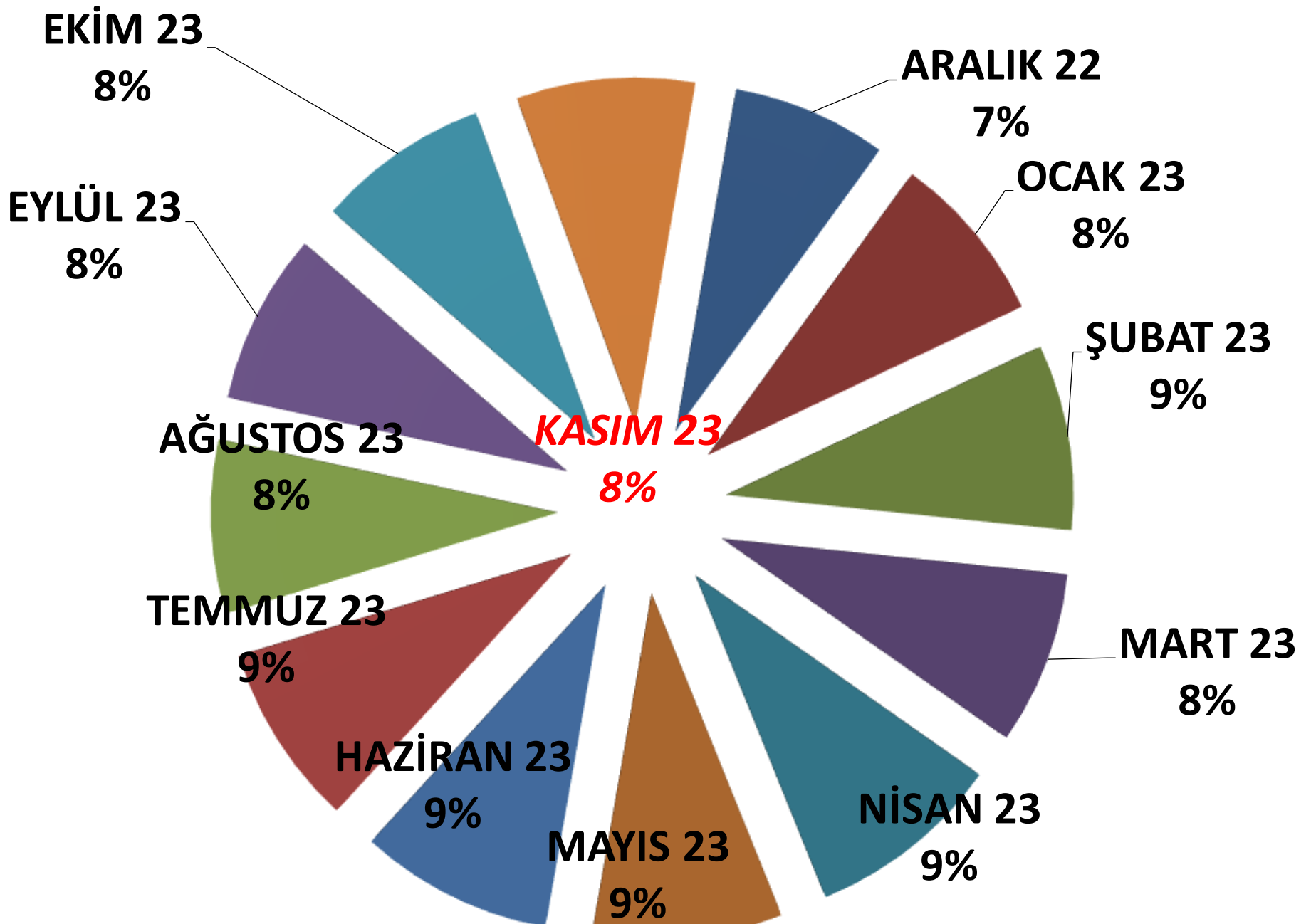
ORTALAMA FİYAT	2021 KASIM	2022 KASIM		2023 KASIM	
MTS	3,07 TL	170%	8,29 TL	52%	12,61 TL

AYLIK İNEK SÜTÜ FİYAT TRENDİ_(TL)



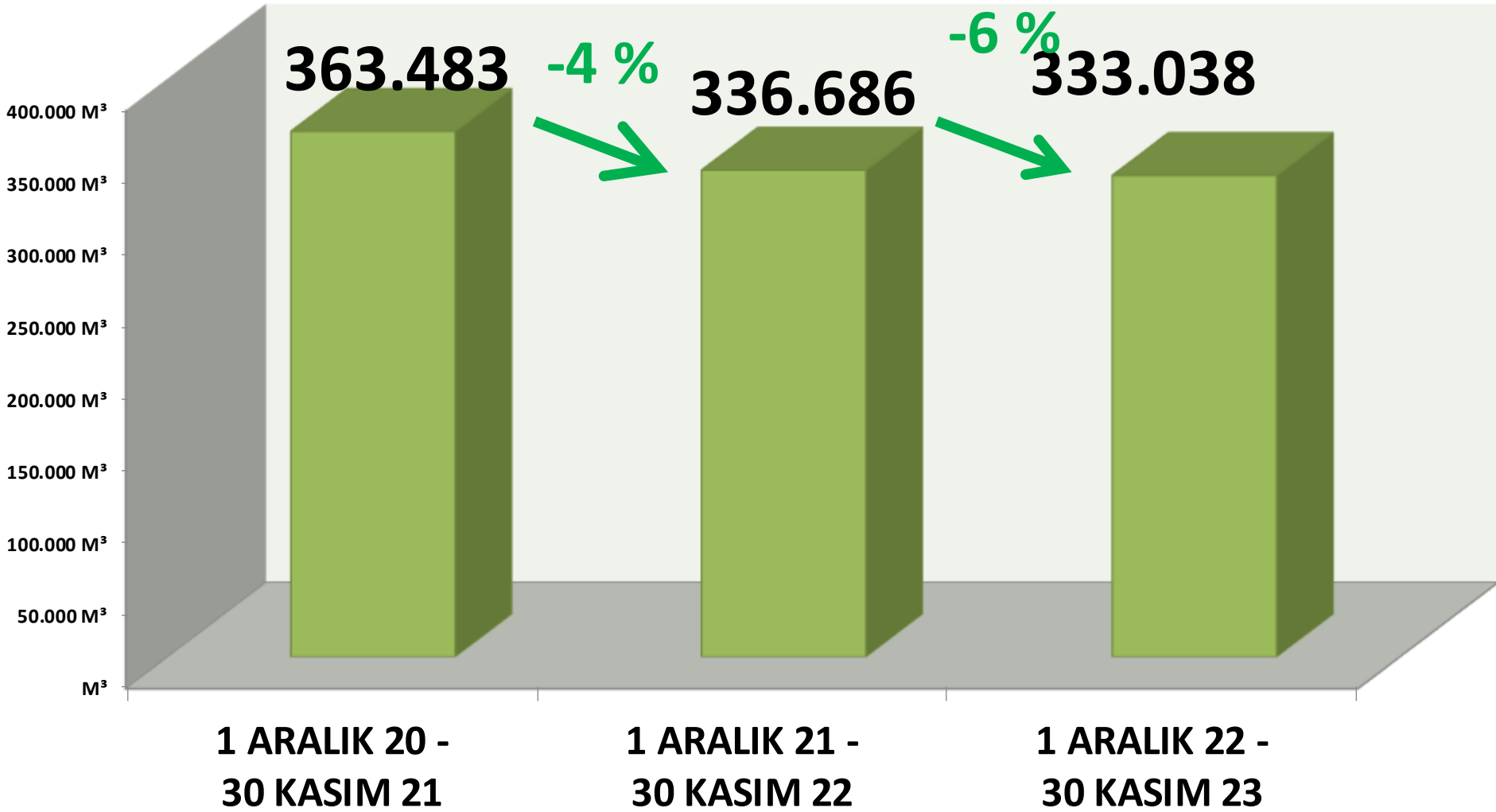


AYLIK SÜT İŞLEM MİKTARI (M³)



AYLIK SÜT MTS İŞLEM MİKTARI ORANLARI

YILLIK İNEK SÜTÜ İŞLEM MİKTARI (TON)



BEYAZ HAŞHAŞ

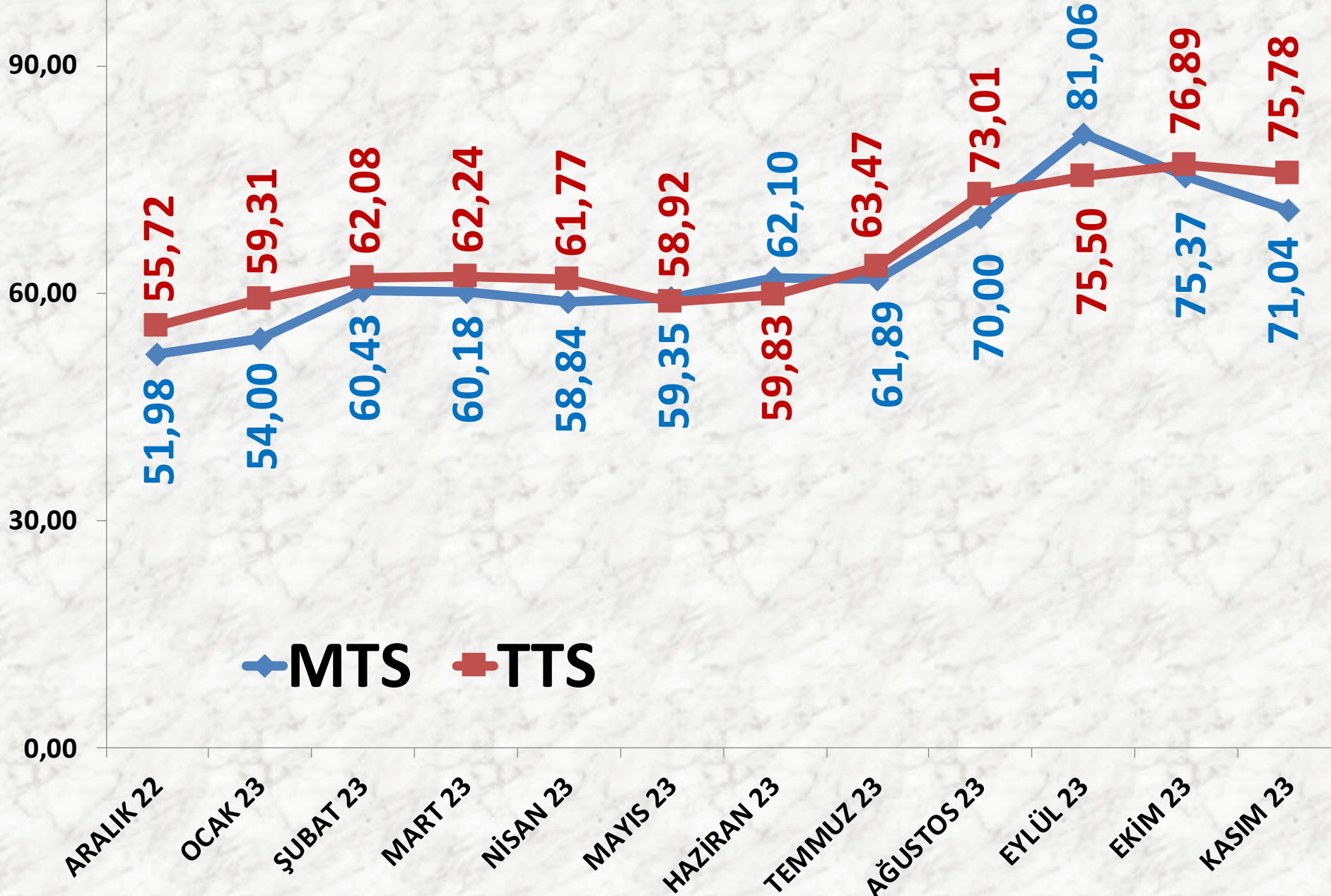
İŞLEM MİKTARI TON	2021 KASIM	2022 KASIM		2023 KASIM	
MTS	87 TON	-43%	49 TON	-45%	27 TON
TTS	388 TON	-95%	20 TON	184%	56 TON

EN AZ FİYAT	2021 KASIM	2022 KASIM		2023 KASIM	
MTS	23,00 TL	103%	46,75 TL	51%	70,67 TL
TTS	23,15 TL	113%	49,21 TL	50%	73,95 TL

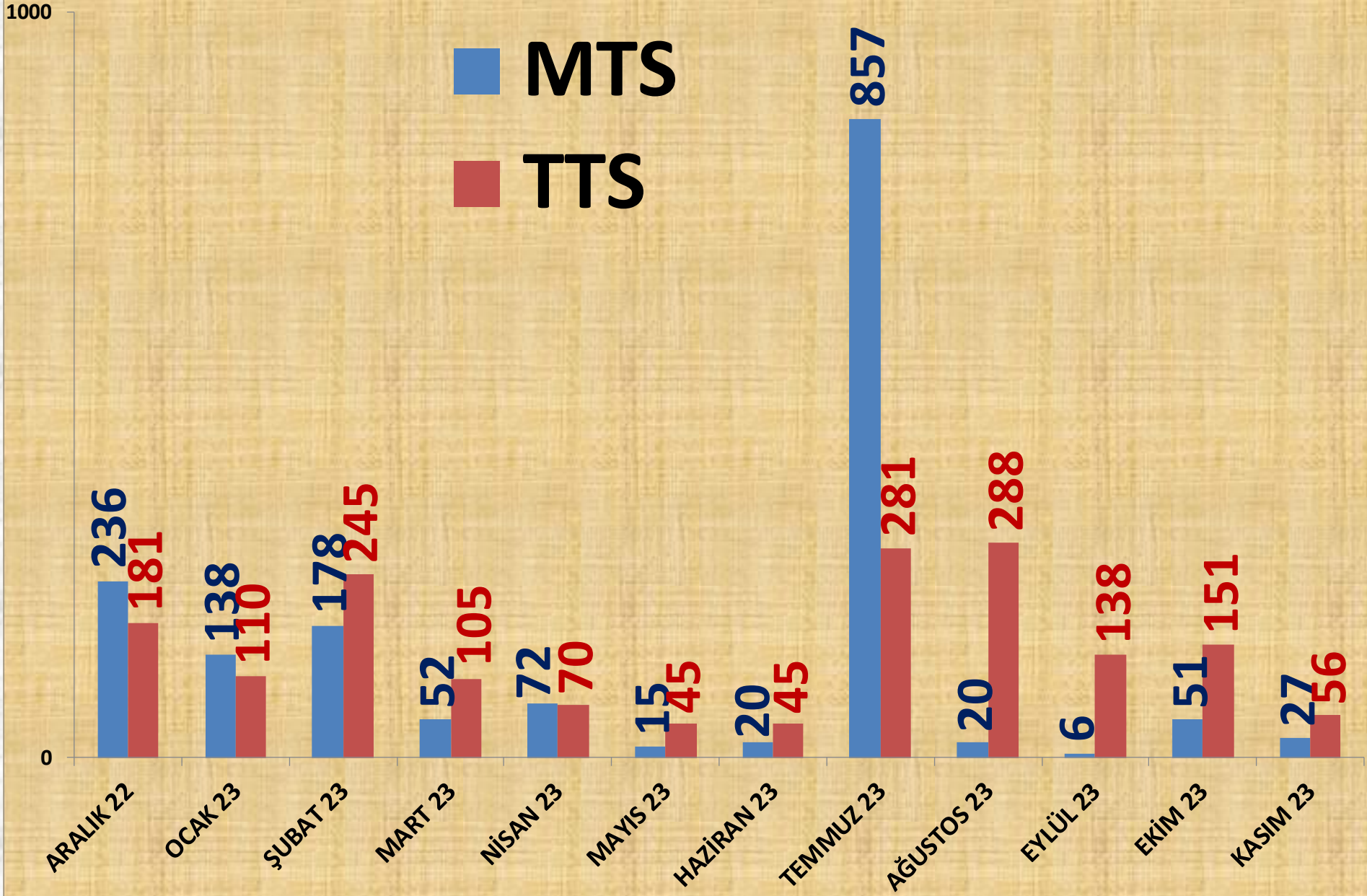
EN ÇOK FİYAT	2021 KASIM	2022 KASIM		2023 KASIM	
MTS	26,81 TL	94%	51,95 TL	38%	71,50 TL
TTS	30,00 TL	122%	66,51 TL	66%	110,59 TL

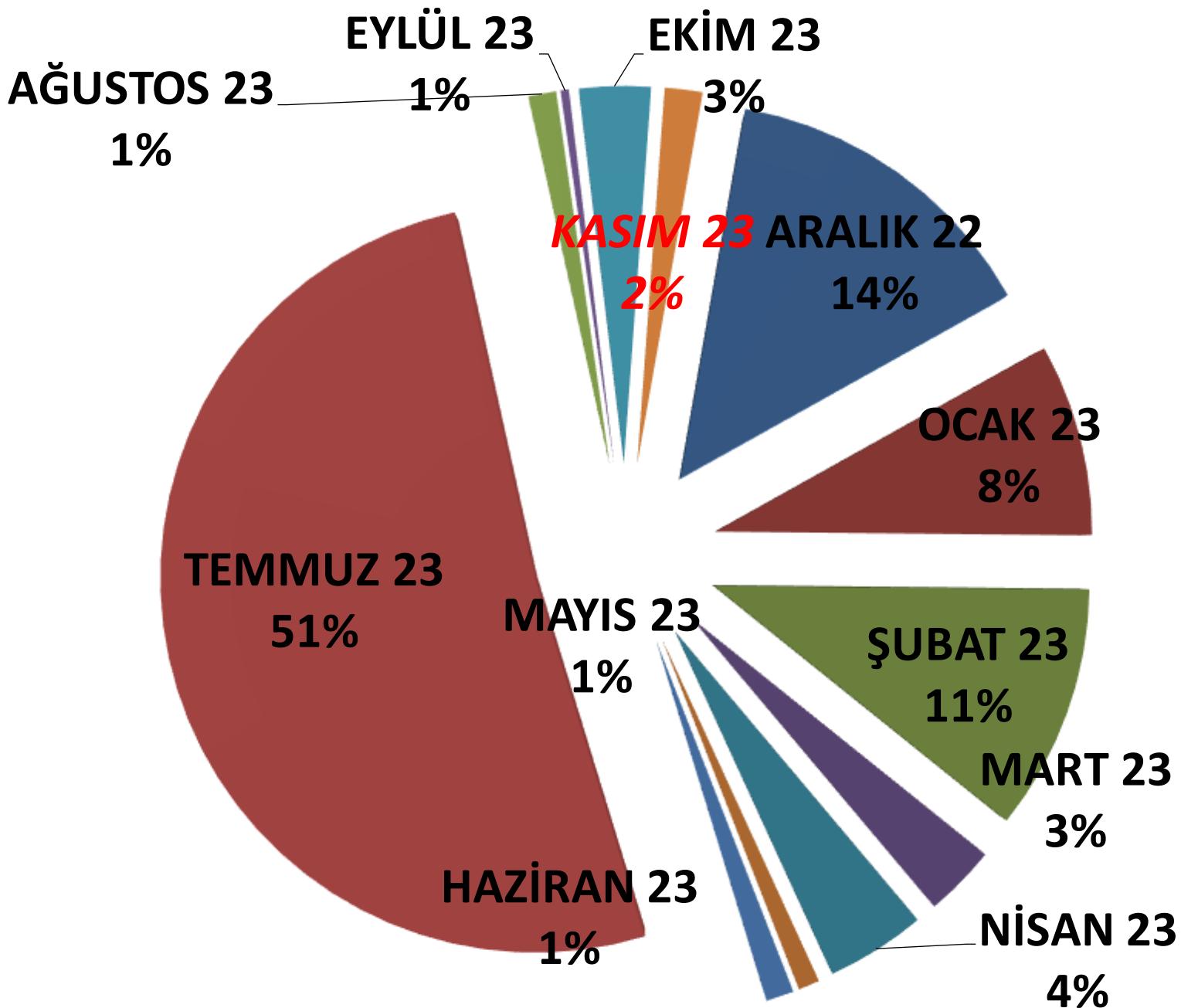
ORTALAMA FİYAT	2021 KASIM	2022 KASIM		2023 KASIM	
MTS	26,04 TL	87%	48,69 TL	46%	71,04 TL
TTS	24,38 TL	109%	50,94 TL	49%	75,78 TL

AYLIK B. HAŞHAŞ FİYAT TRENDİ (TL)



AYLIK B. HAŞHAŞ İŞLEM MİKTARI (TON)



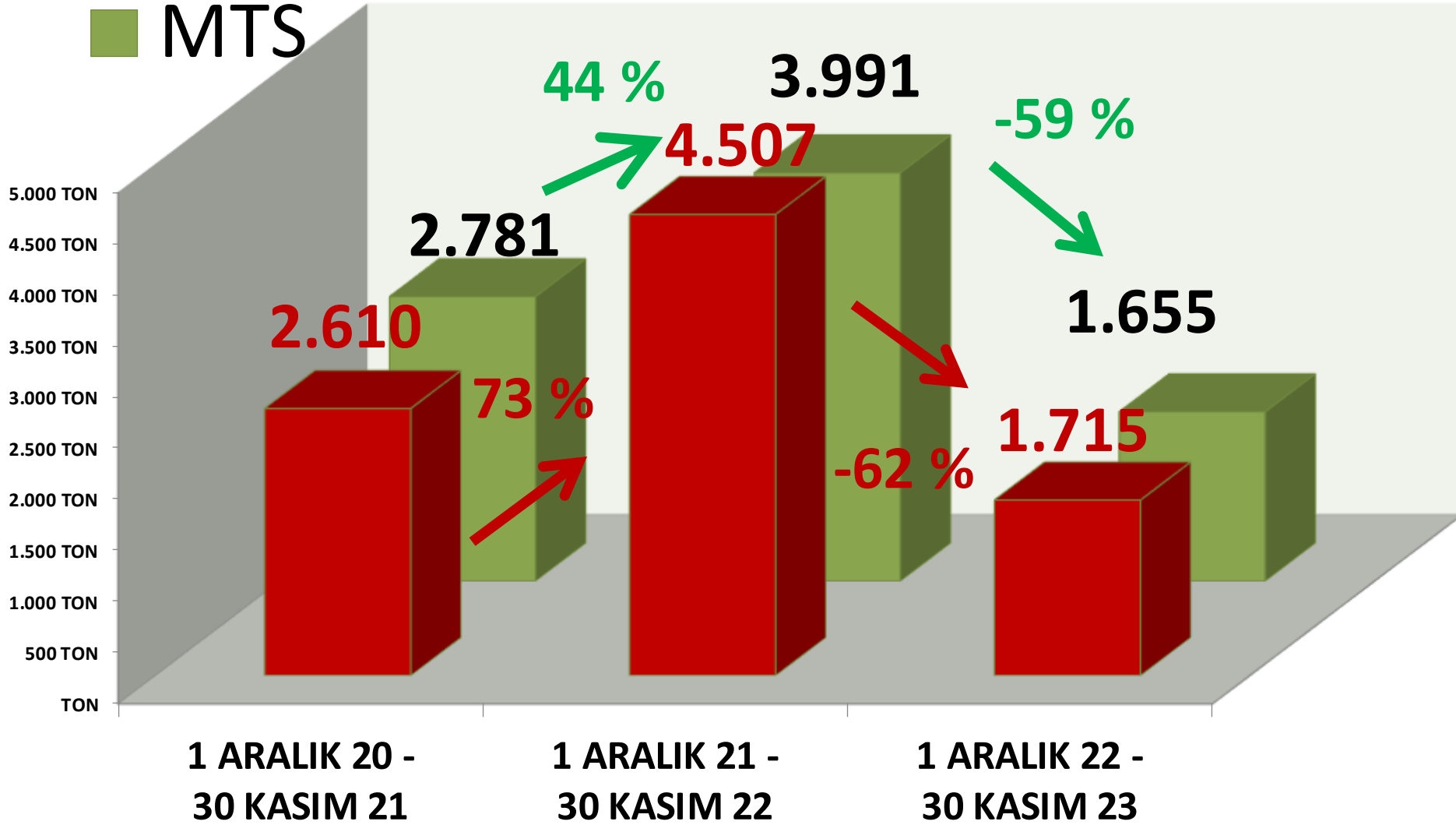


AYLIK B. HAŞHAŞ MTS İŞLEM MİKTARI ORANLARI

■ TTS

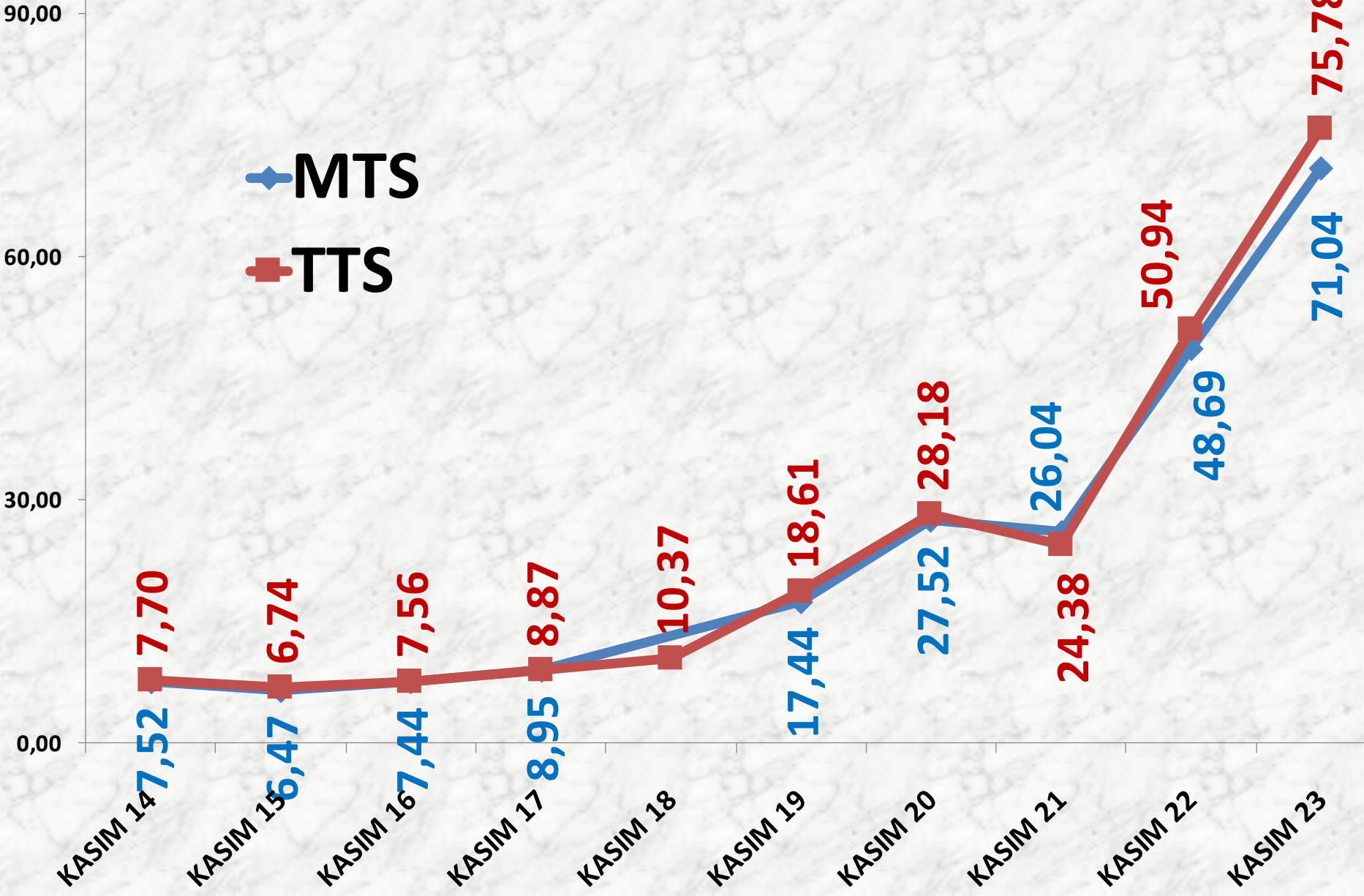
YILLIK B. HAŞHAŞ İŞLEM MİKTARI (TON)

■ MTS



EKİM AYLARI B. HAŞHAŞ FİYAT TRENDİ (TL)

◆ MTS
■ TTS



MAVİ HAŞHAŞ

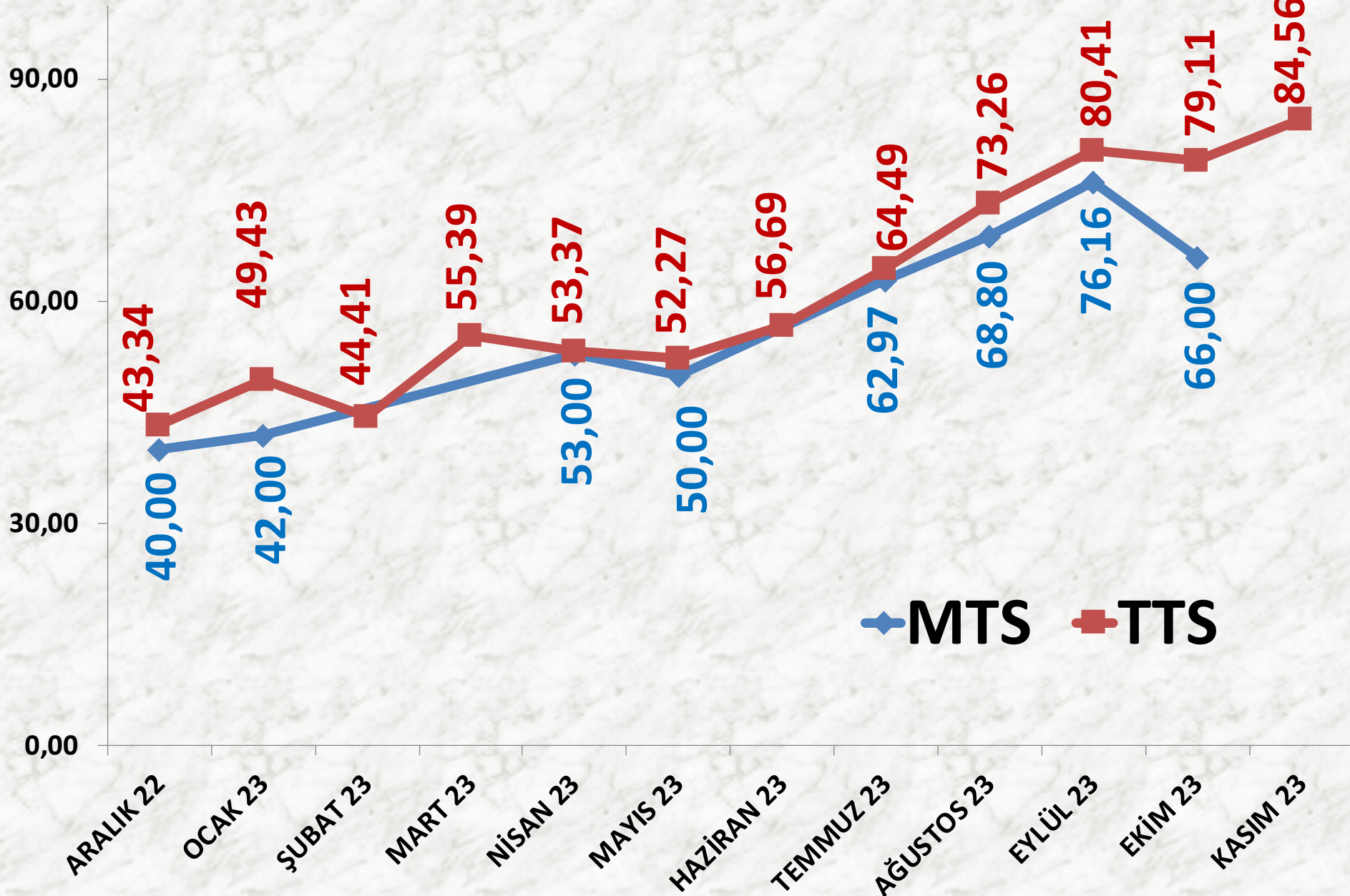
İŞLEM MİKTARI TON	2021 KASIM	2022 KASIM		2023 KASIM	
MTS	TON	#DIV/0!	23 TON	-	0
TTS	87 TON	-21%	68 TON	-38%	42 TON

EN AZ FİYAT	2021 KASIM	2022 KASIM		2023 KASIM	
MTS	-	#VALUE!	42,00 TL	-	-
TTS	15,50 TL	171%	42,00 TL	60%	67,32 TL

EN ÇOK FİYAT	2021 KASIM	2022 KASIM		2023 KASIM	
MTS	-	#VALUE!	50,00 TL	-	-
TTS	24,00 TL	158%	62,00 TL	67%	103,50 TL

ORTALAMA FİYAT	2021 KASIM	2022 KASIM		2023 KASIM	
MTS	-	#VALUE!	42,44 TL	-	-
TTS	18,64 TL	89%	35,22 TL	140%	84,56 TL

AYLIK MAVİ HAŞHAŞ FİYAT TRENDİ (TL)

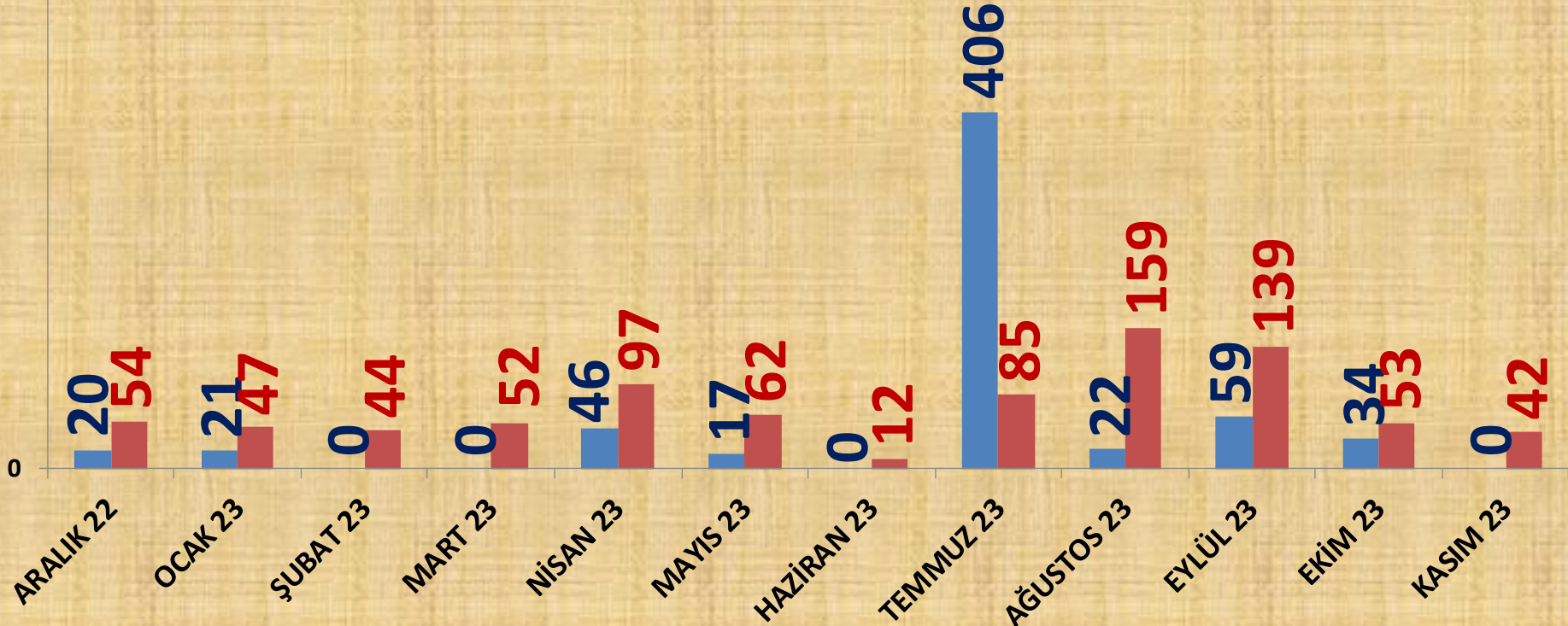


AYLIK MAVİ HAŞHAŞ İŞLEM MİKTARI (TON)

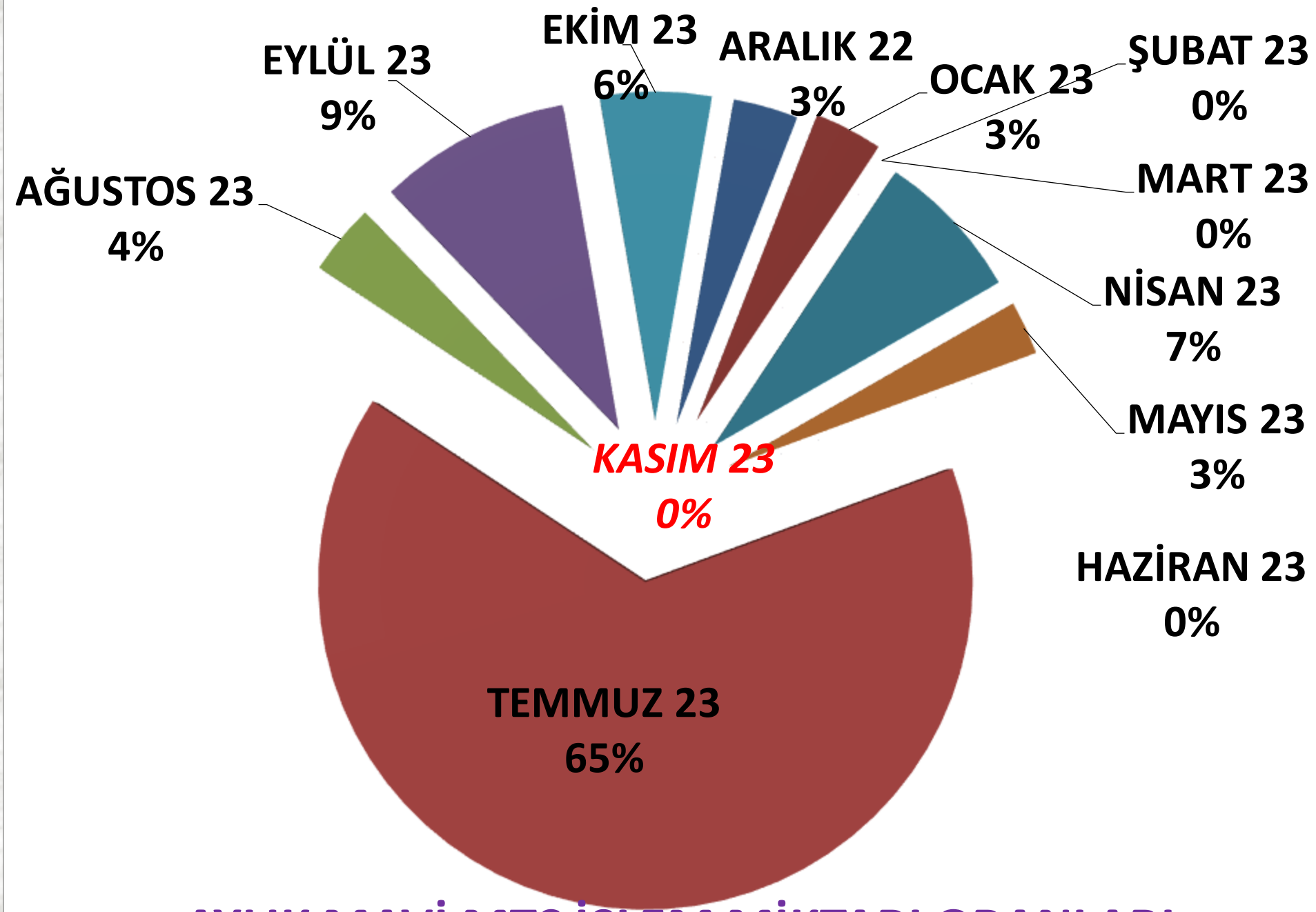
1000

■ MTS

■ TTS

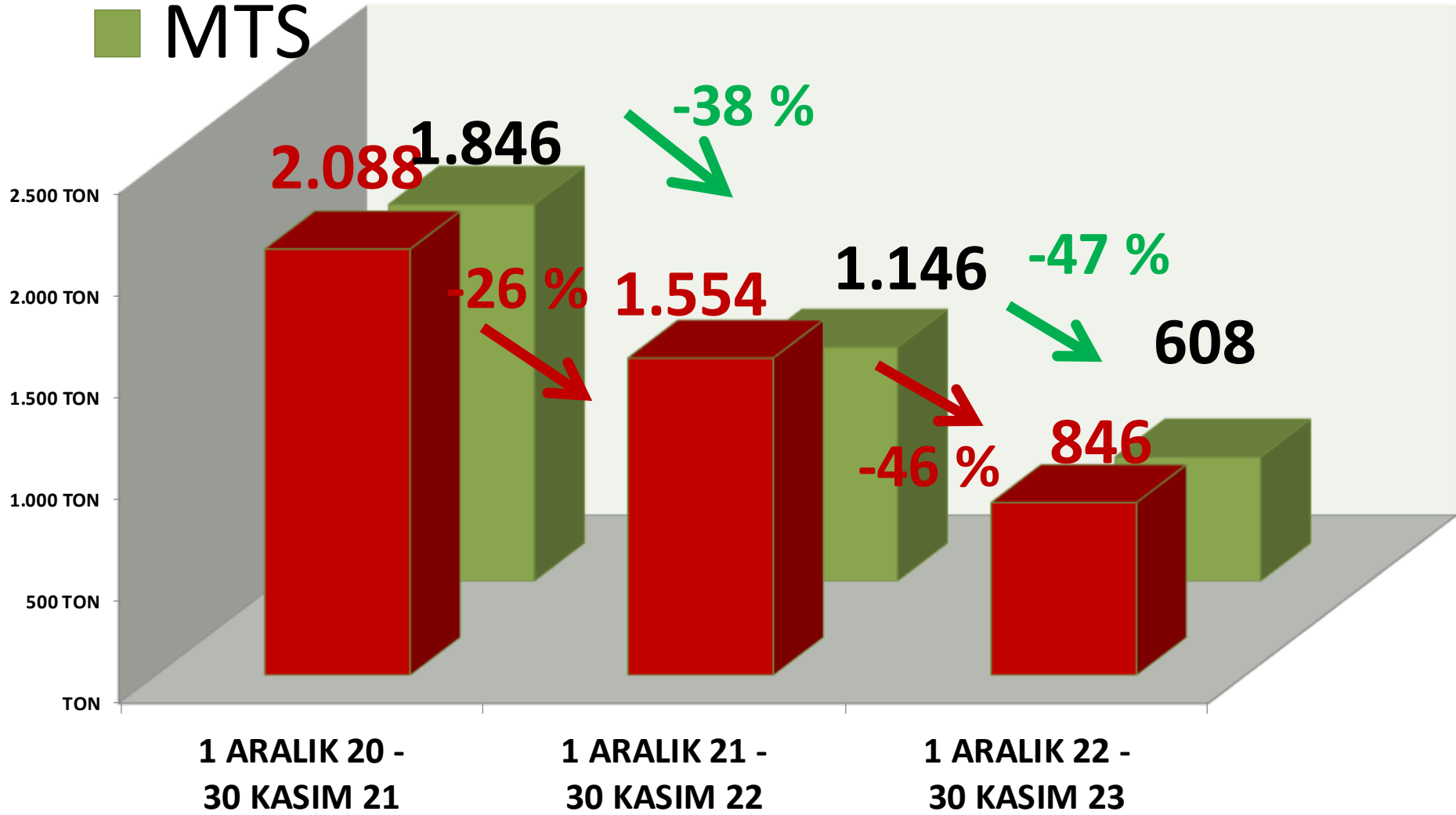


AYLIK MAVİ MTS İŞLEM MİKTARI ORANLARI



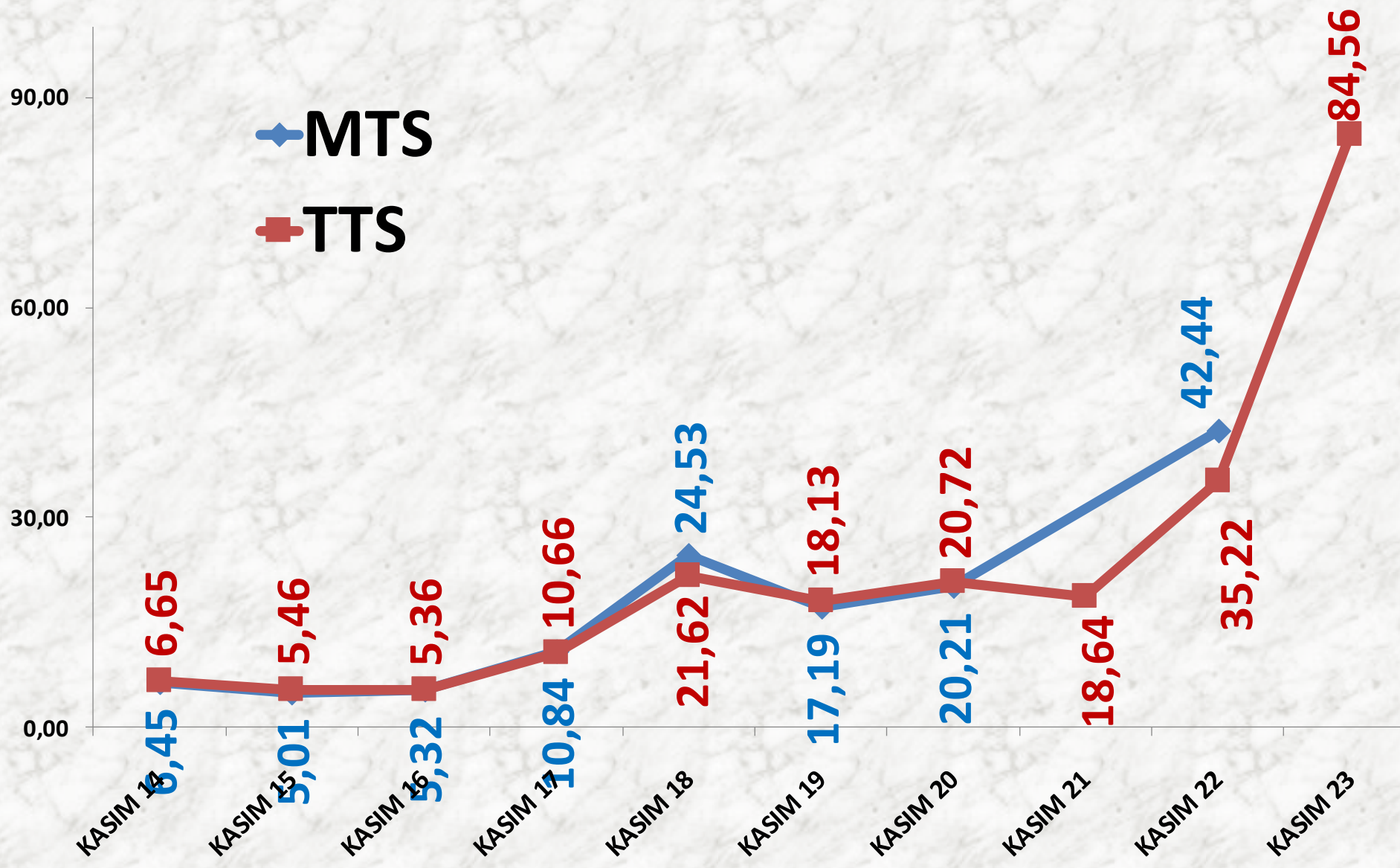
TTS YILLIK MAVİ HAŞHAŞ İŞLEM MİKTARI

■ TTS
■ MTS



KASIM AYLARI MAVİ HAŞHAŞ FİYAT TRENDİ (TL)

◆ MTS
■ TTS



KÜTLÜ PAMUK

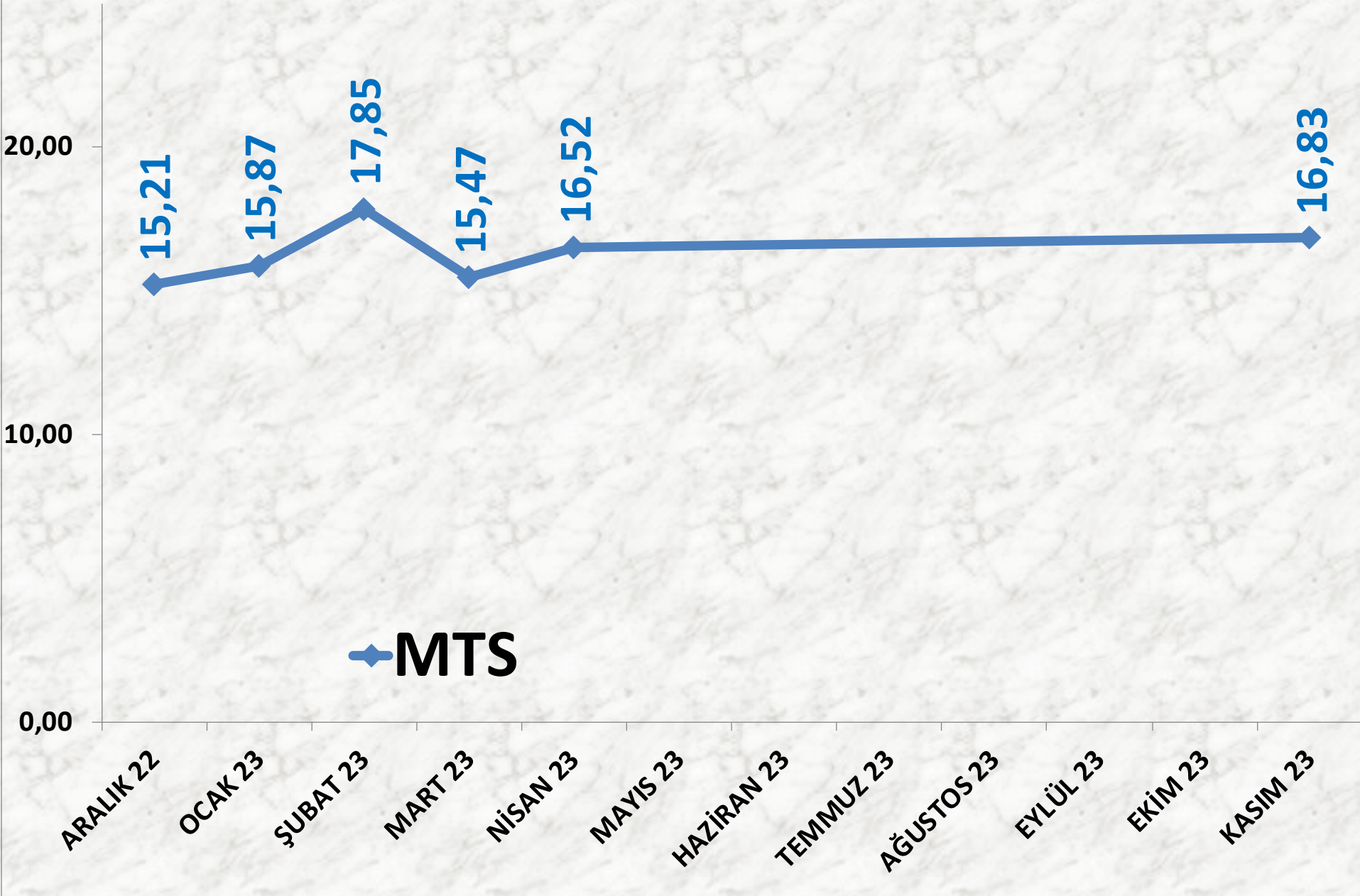
İŞLEM MİKTARI TON	2021 KASIM	2022 KASIM		2023 KASIM	
MTS	7.578 TON	-22%	5.925 TON	-54%	2.711 TON

EN AZ FİYAT	2021 KASIM	2022 KASIM		2023 KASIM	
MTS	10,07 TL	44%	14,54 TL	6%	15,34 TL

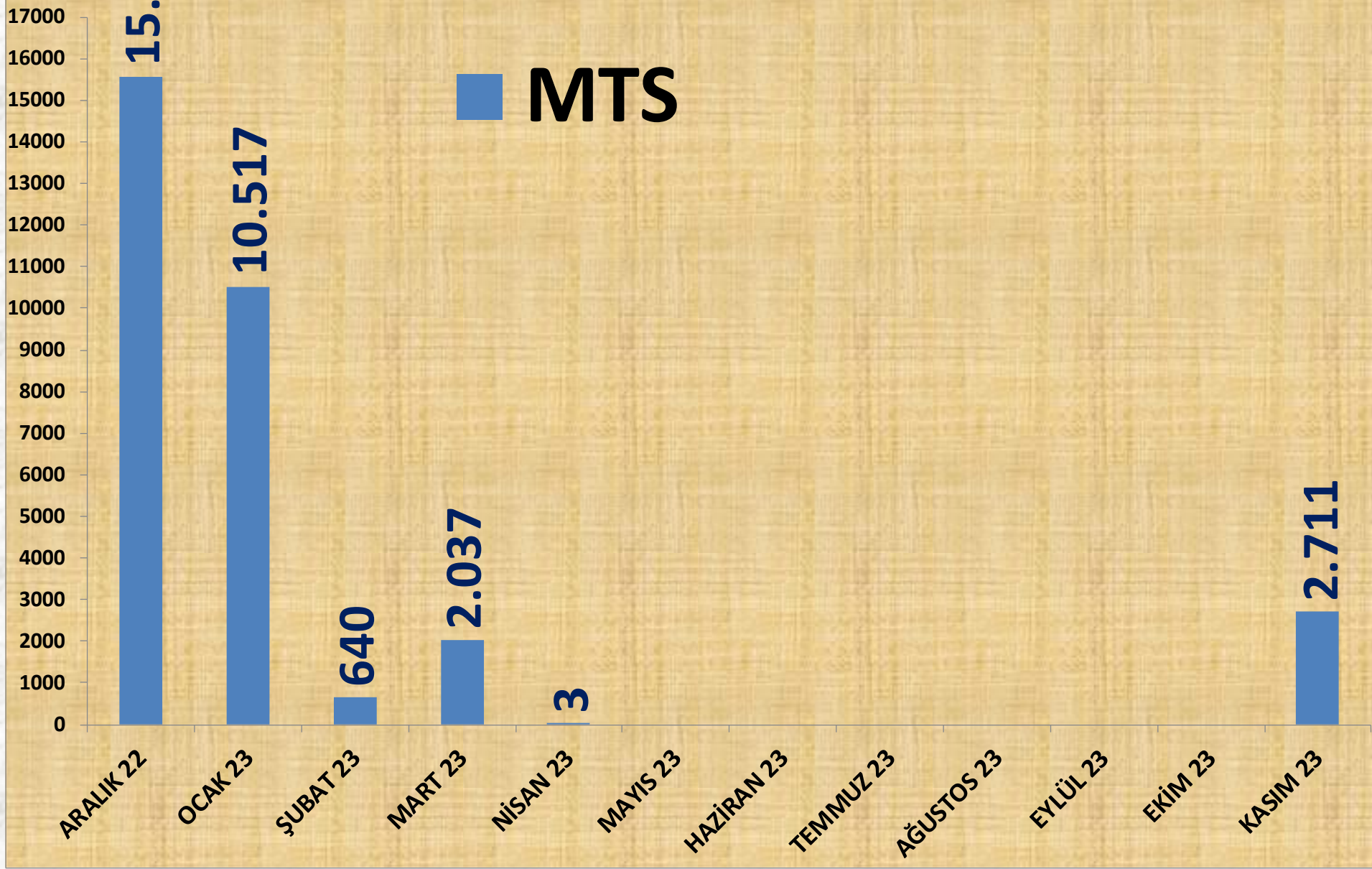
EN ÇOK FİYAT	2021 KASIM	2022 KASIM		2023 KASIM	
MTS	15,00 TL	51%	22,69 TL	-19%	18,31 TL

ORTALAMA FİYAT	2021 KASIM	2022 KASIM		2023 KASIM	
MTS	12,33 TL	38%	17,01 TL	-1%	16,83 TL

AYLIK KÜTLÜ PAMUK FİYAT TRENDİ (TL)



AYLIK KÜTLÜ PAMUK İŞLEM MİKTARI (TON)



KASIM 23

9%

MART 23

7%

ŞUBAT 23

2%

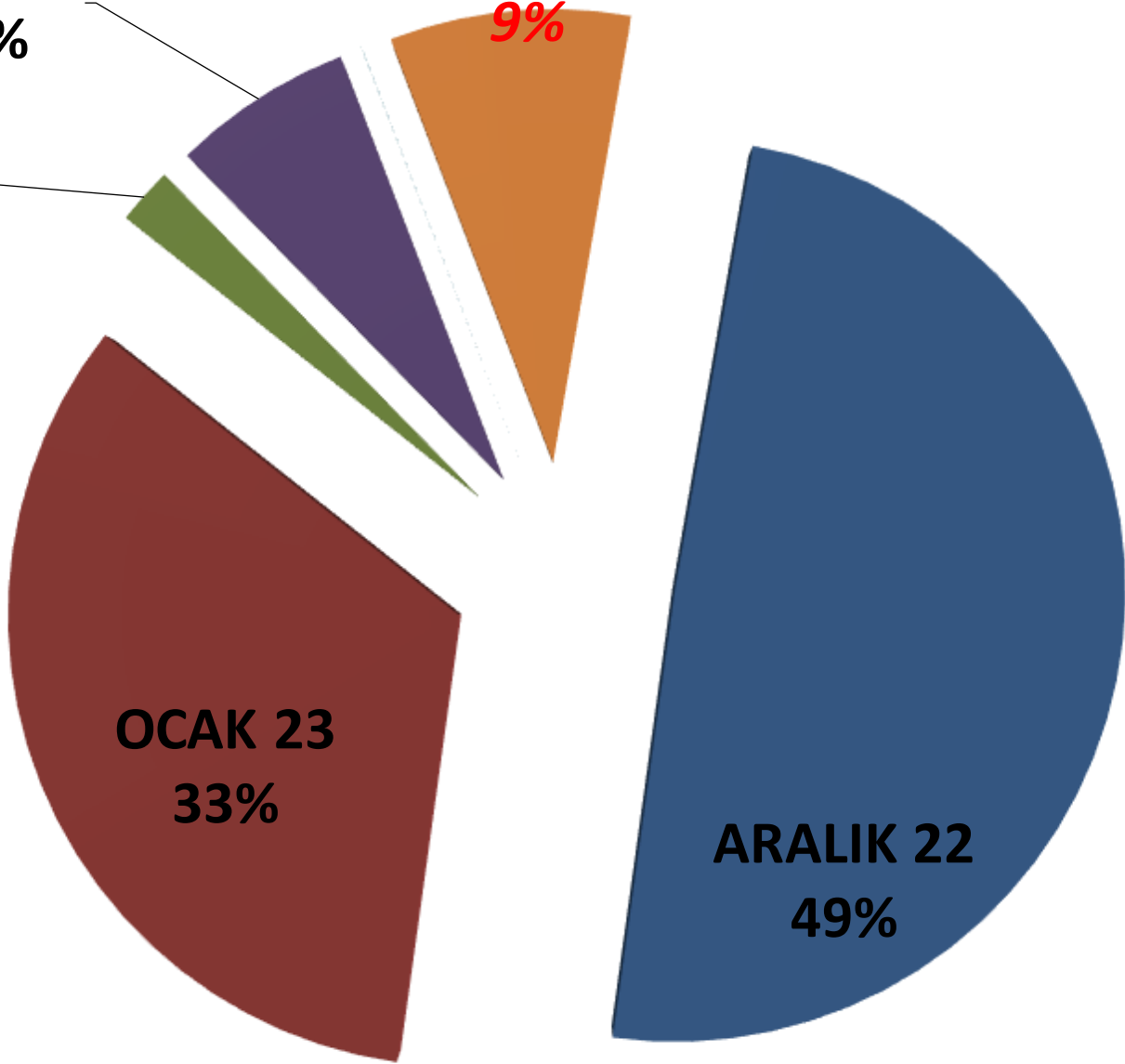
OCAK 23

33%

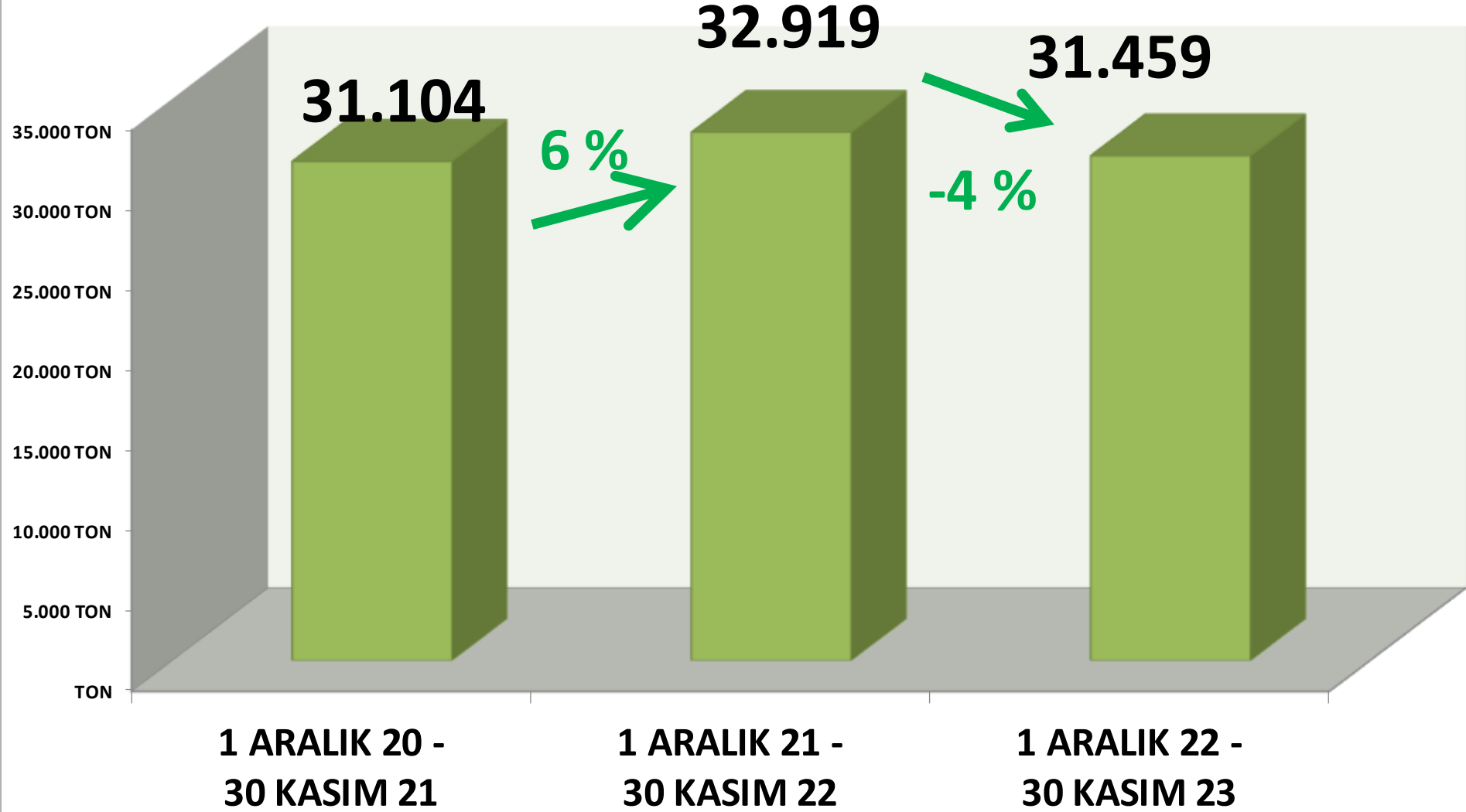
ARALIK 22

49%

AYLIK KÜTLÜ PAMUK MTS İŞLEM MİKTARI ORANLARI



YILLIK KÜTLÜ PAMUK İŞLEM MİKTARI



KASIM AYLARI ÇİĞİTLİ PAMUK FİYAT TRENDİ (TL)

20,00
10,00
0,00

◆ MTS

KASIM 14 KASIM 15 KASIM 16 KASIM 17 KASIM 18 KASIM 19 KASIM 20 KASIM 21 KASIM 22 KASIM 23

1,57

1,88

2,02

2,80

3,78

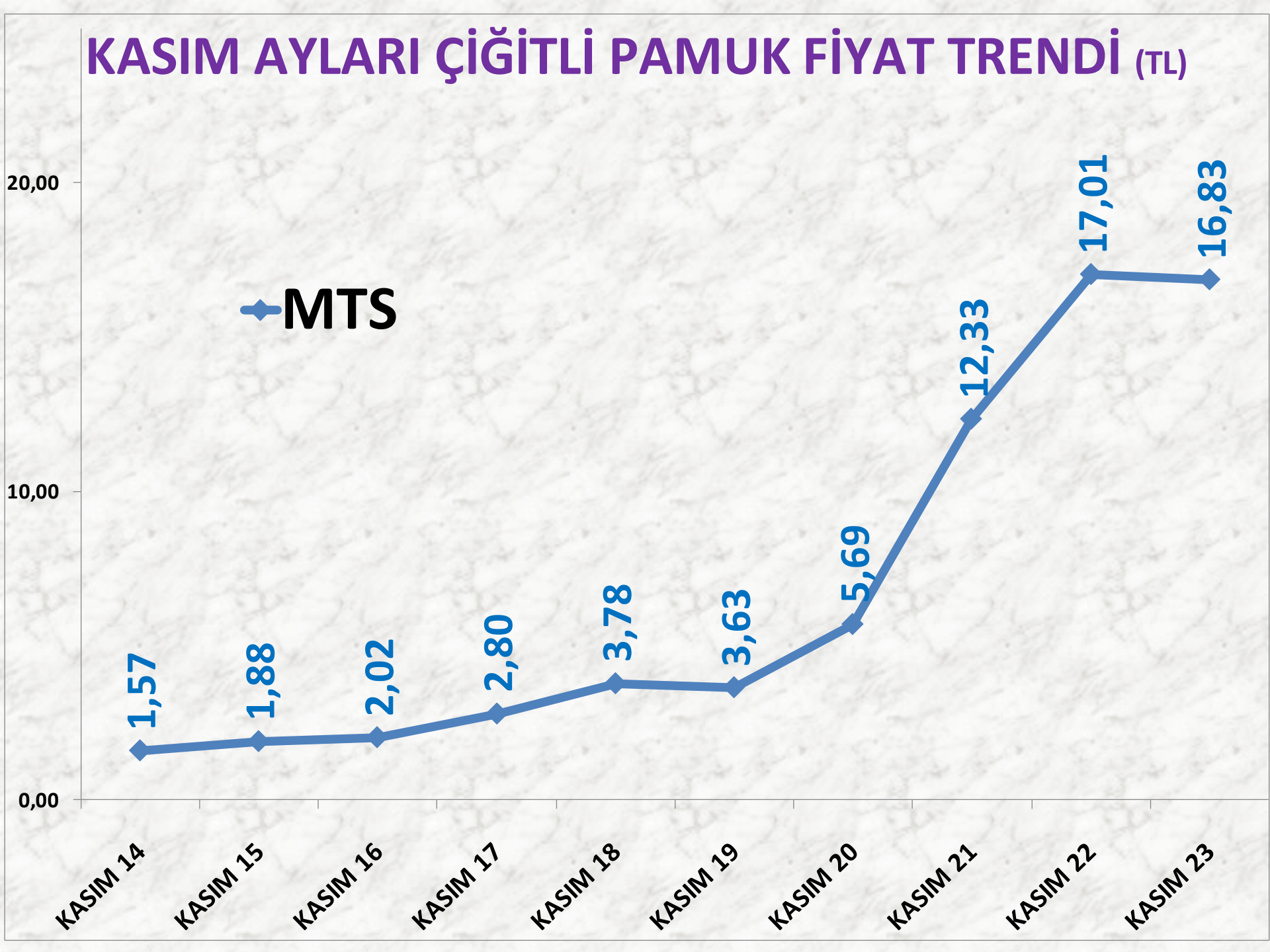
3,63

5,69

12,33

17,01

16,83



MAHLIÇ PAMUK

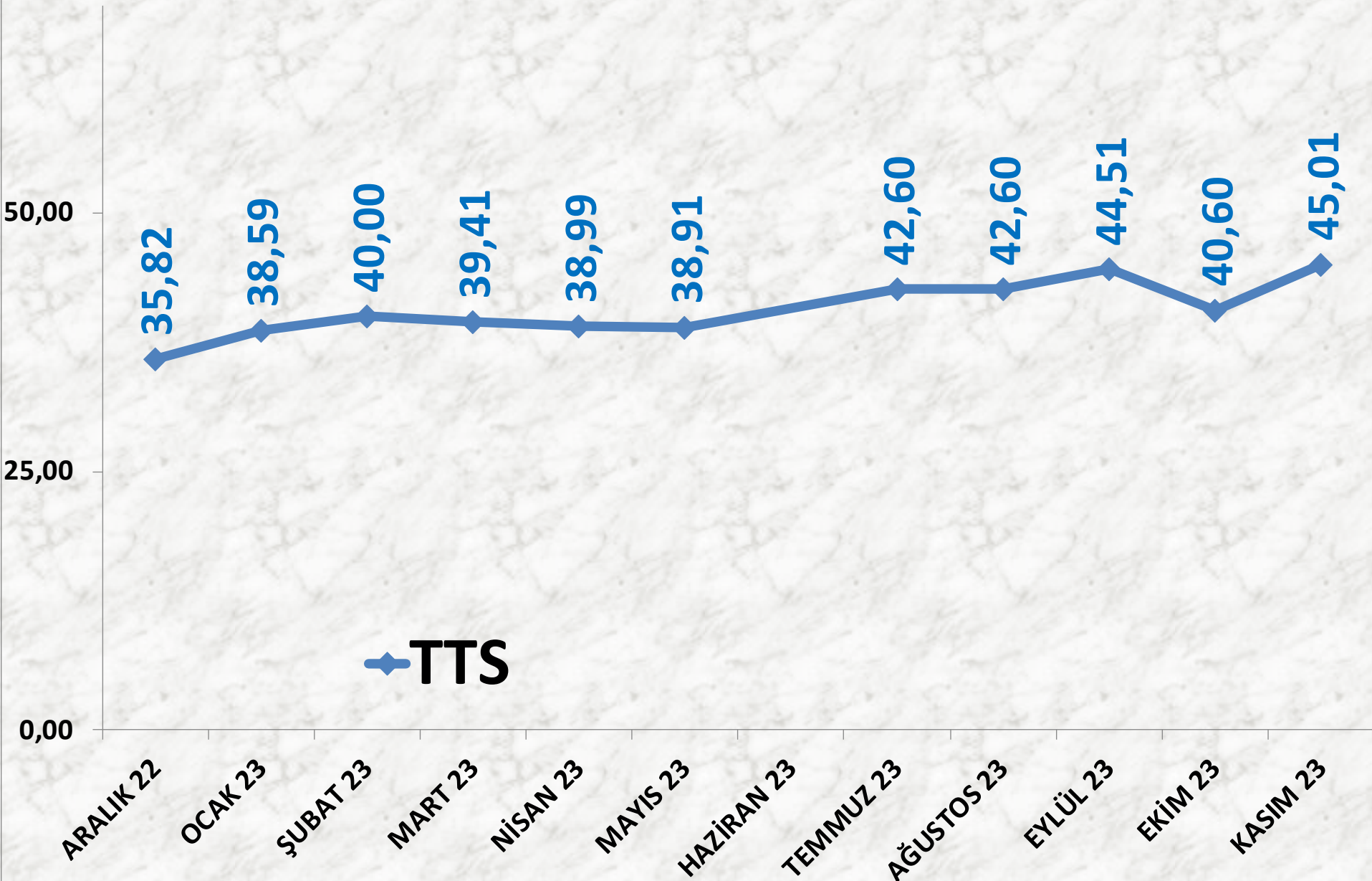
İŞLEM MİKTARI TON	2021 KASIM	2022 KASIM		2023 KASIM	
MTS	405 TON	-7%	378 TON	84%	695 TON

EN AZ FİYAT	2021 KASIM	2022 KASIM		2023 KASIM	
MTS	26,00 TL	27%	33,00 TL	21%	40,00 TL

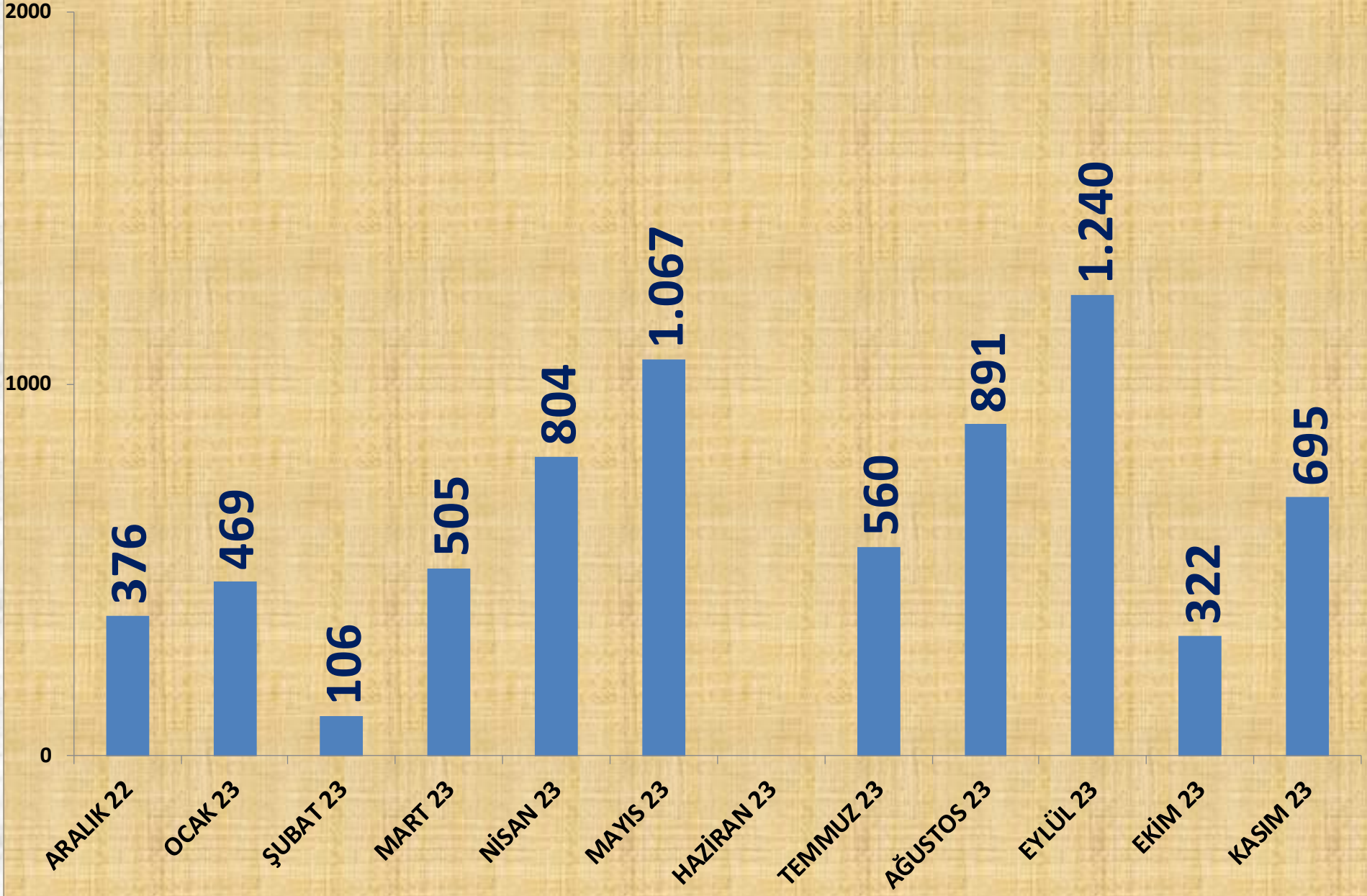
EN ÇOK FİYAT	2021 KASIM	2022 KASIM		2023 KASIM	
MTS	27,00 TL	48%	40,00 TL	15%	46,00 TL

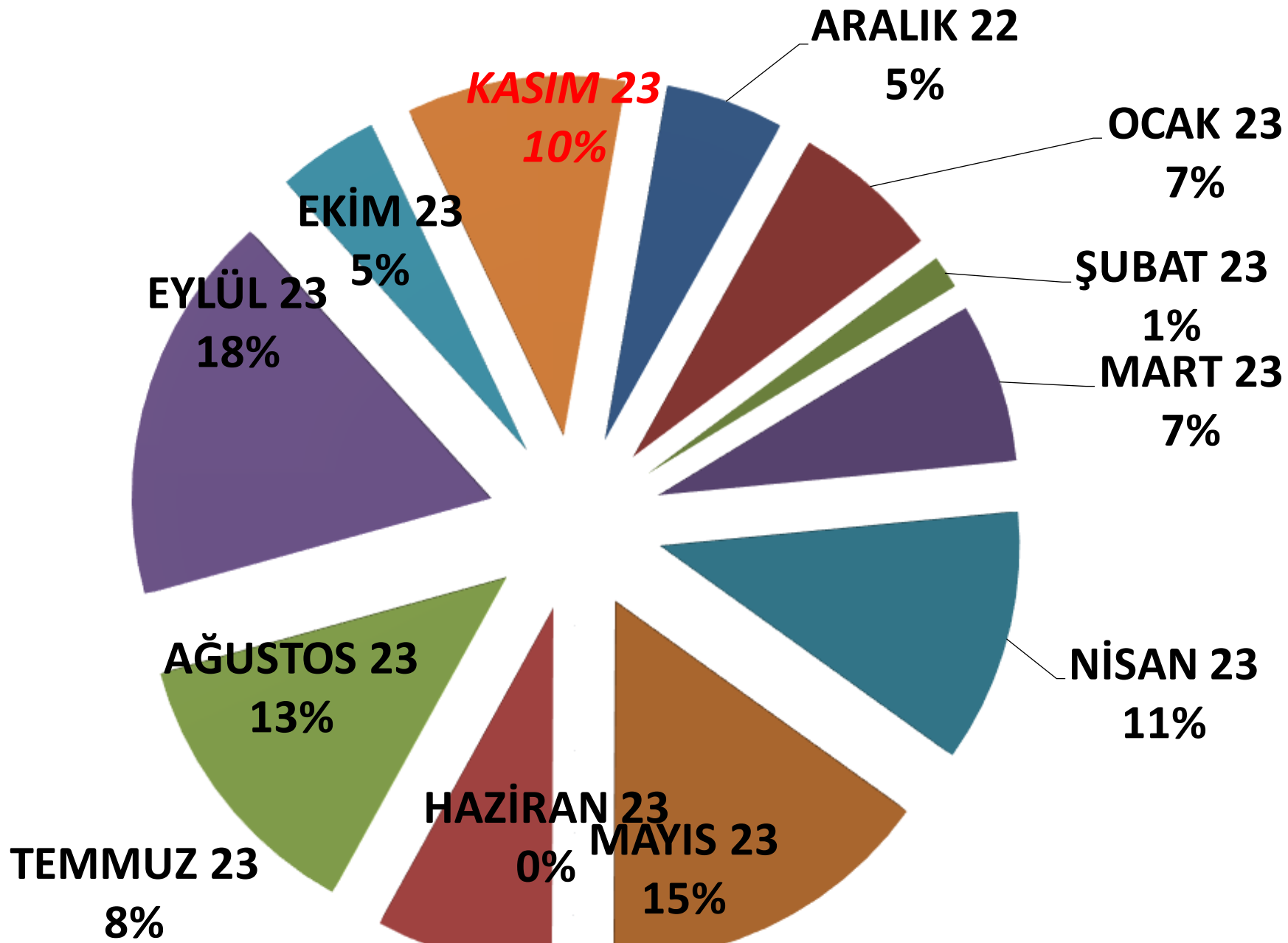
ORTALAMA FİYAT	2021 KASIM	2022 KASIM		2023 KASIM	
MTS	26,40 TL	45%	38,15 TL	18%	45,01 TL

AYLIK MAHLIÇ PAMUK FİYAT TRENDİ (TL)



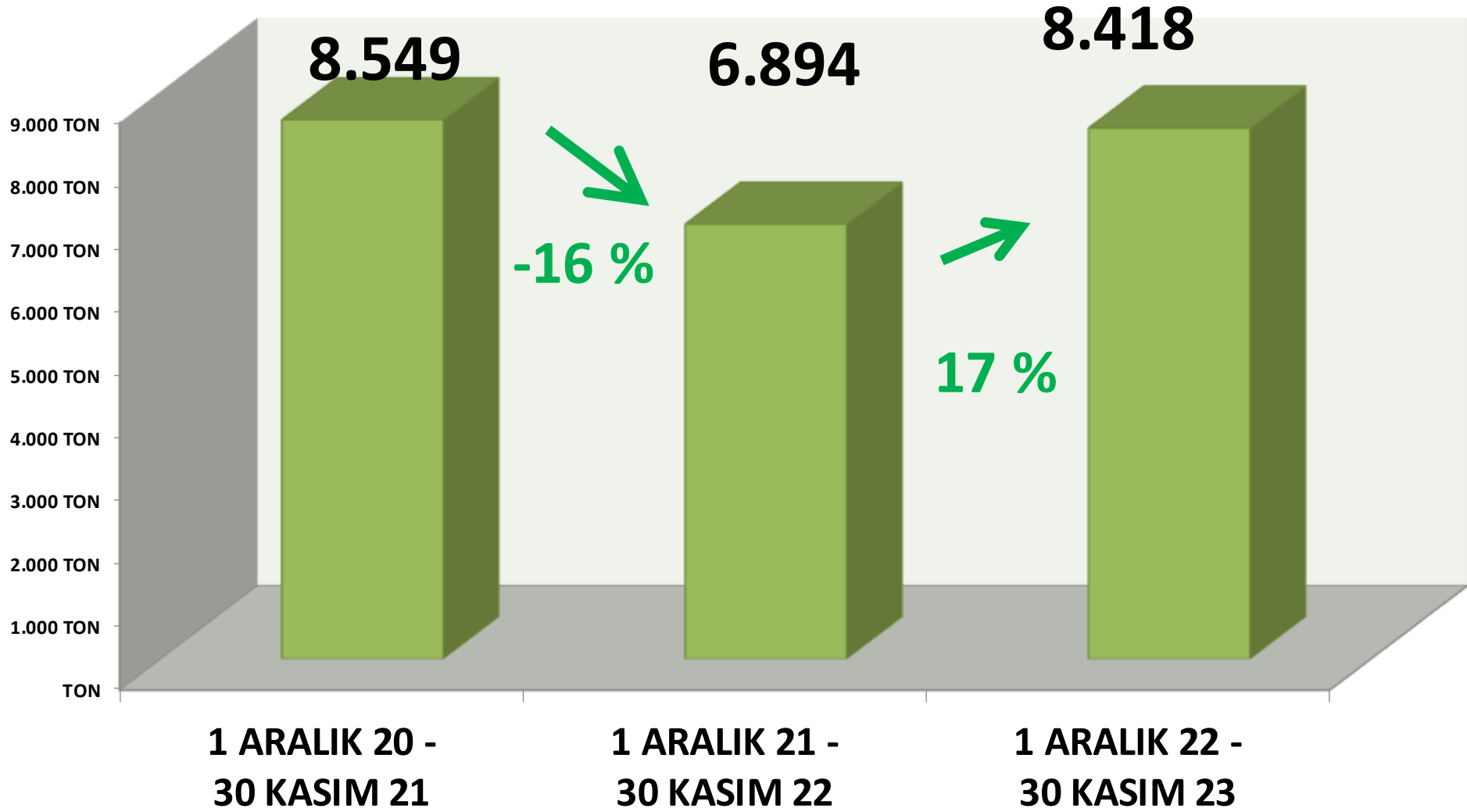
AYLIK MAHLIÇ PAMUK İŞLEM MİKTARI (TON)



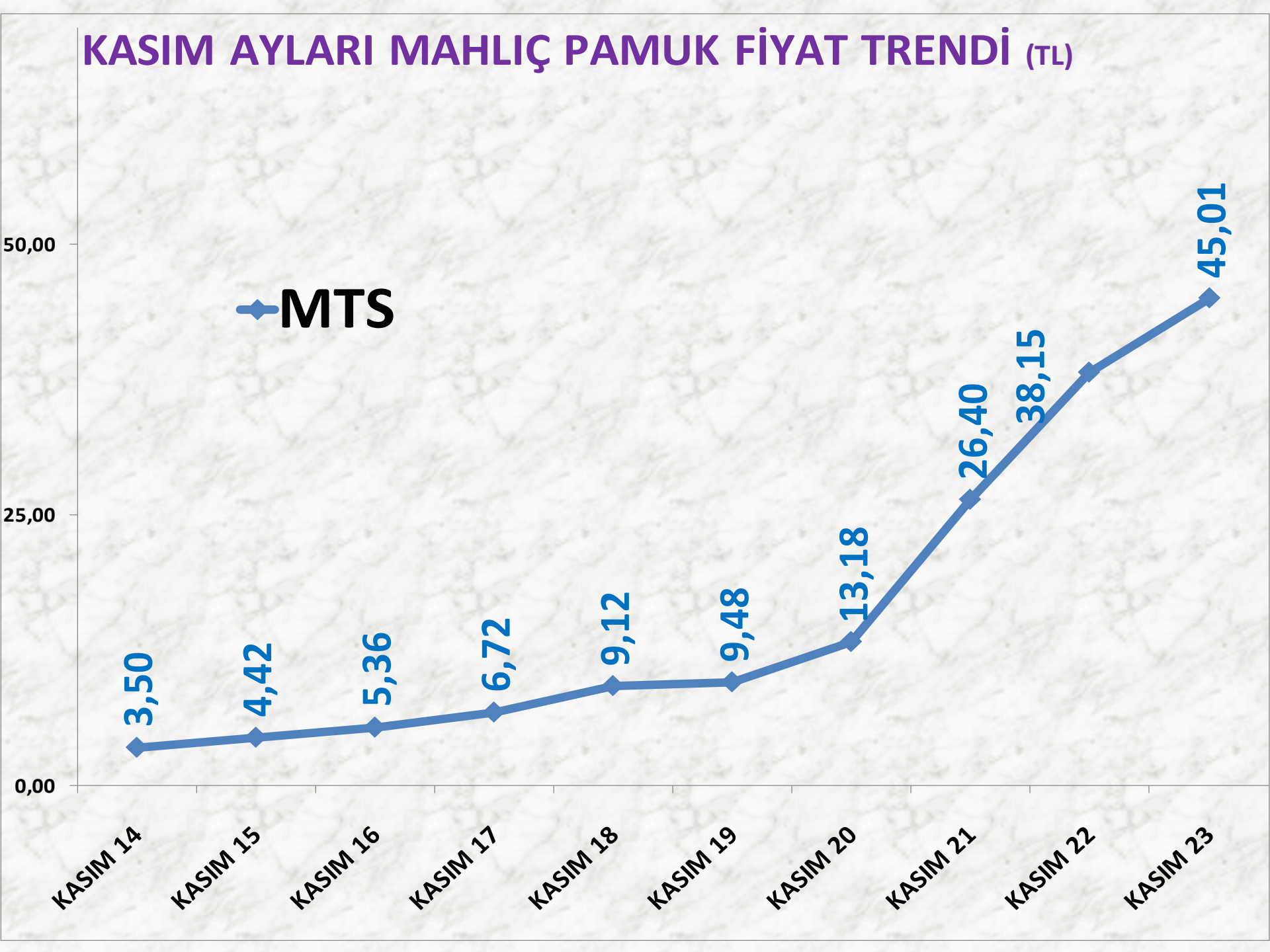


AYLIK MAHLİÇ PAMUK MTS İŞLEM MİKTARI ORANLARI

YILLIK MAHLIÇ PAMUK İŞLEM MİKTARI



KASIM AYLARI MAHLIÇ PAMUK FİYAT TRENDİ (TL)



KEKİK

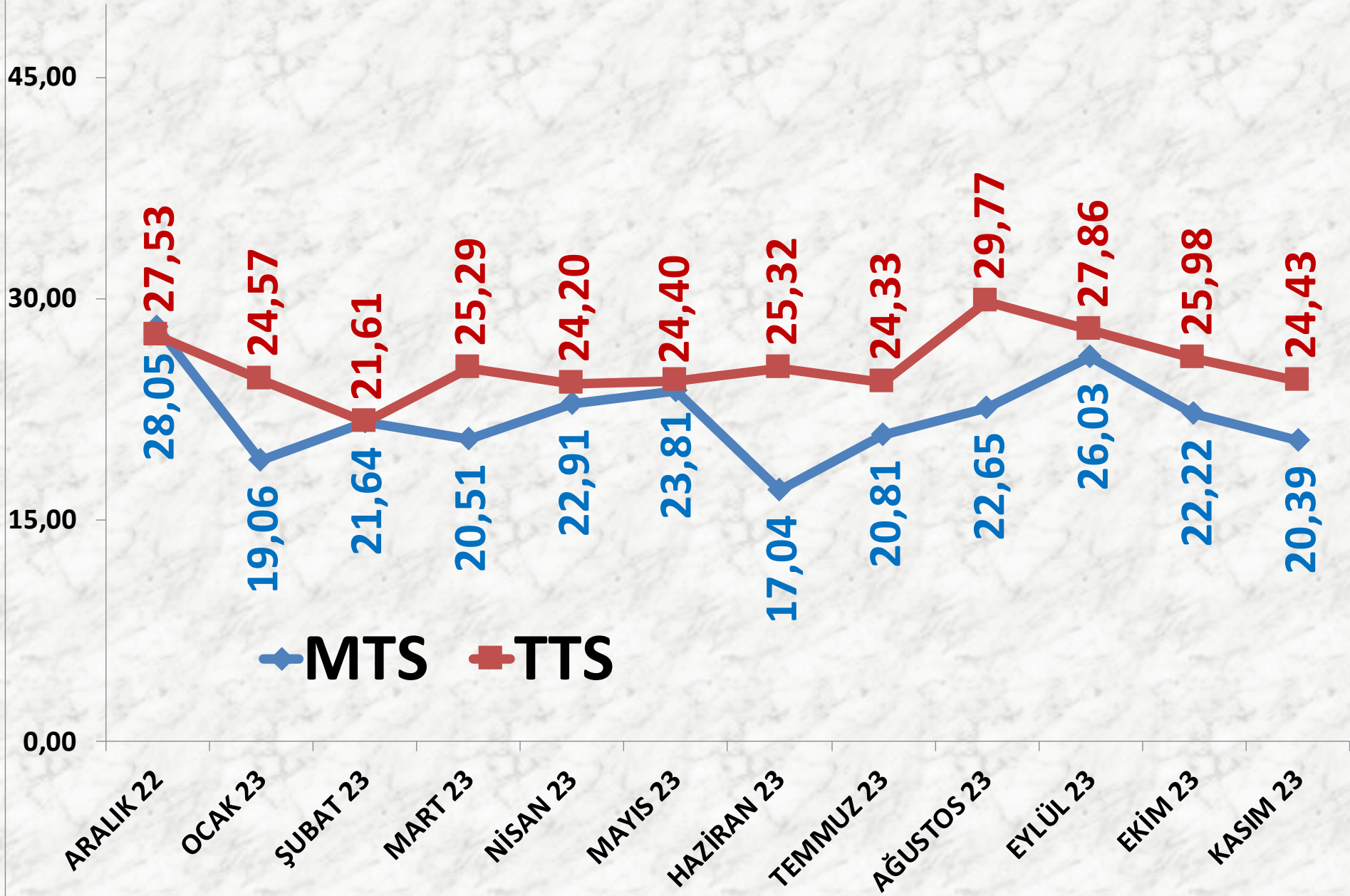
İŞLEM MİKTARI TON	2021 KASIM	2022 KASIM		2023 KASIM	
MTS	1.653 TON	-63%	615 TON	141%	1.479 TON
TTS	1.598 TON	-74%	412 TON	148%	1.022 TON

EN AZ FİYAT	2021 KASIM	2022 KASIM		2023 KASIM	
MTS	12,00 TL	102%	24,27 TL	-59%	10,00 TL
TTS	14,00 TL	25%	17,50 TL	-14%	15,00 TL

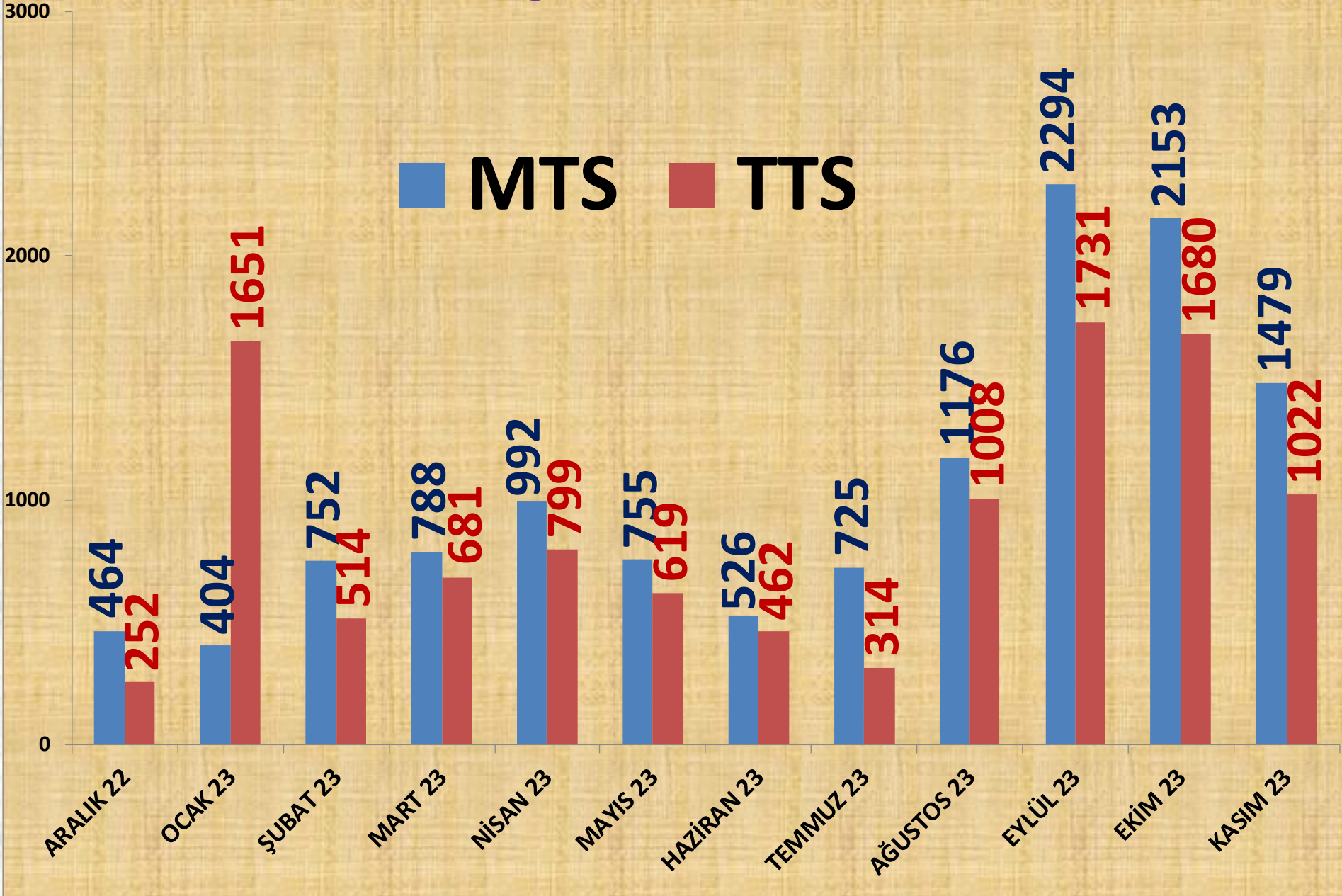
EN ÇOK FİYAT	2021 KASIM	2022 KASIM		2023 KASIM	
MTS	22,50 TL	56%	35,04 TL	6%	37,25 TL
TTS	35,54 TL	49%	53,03 TL	13%	60,00 TL

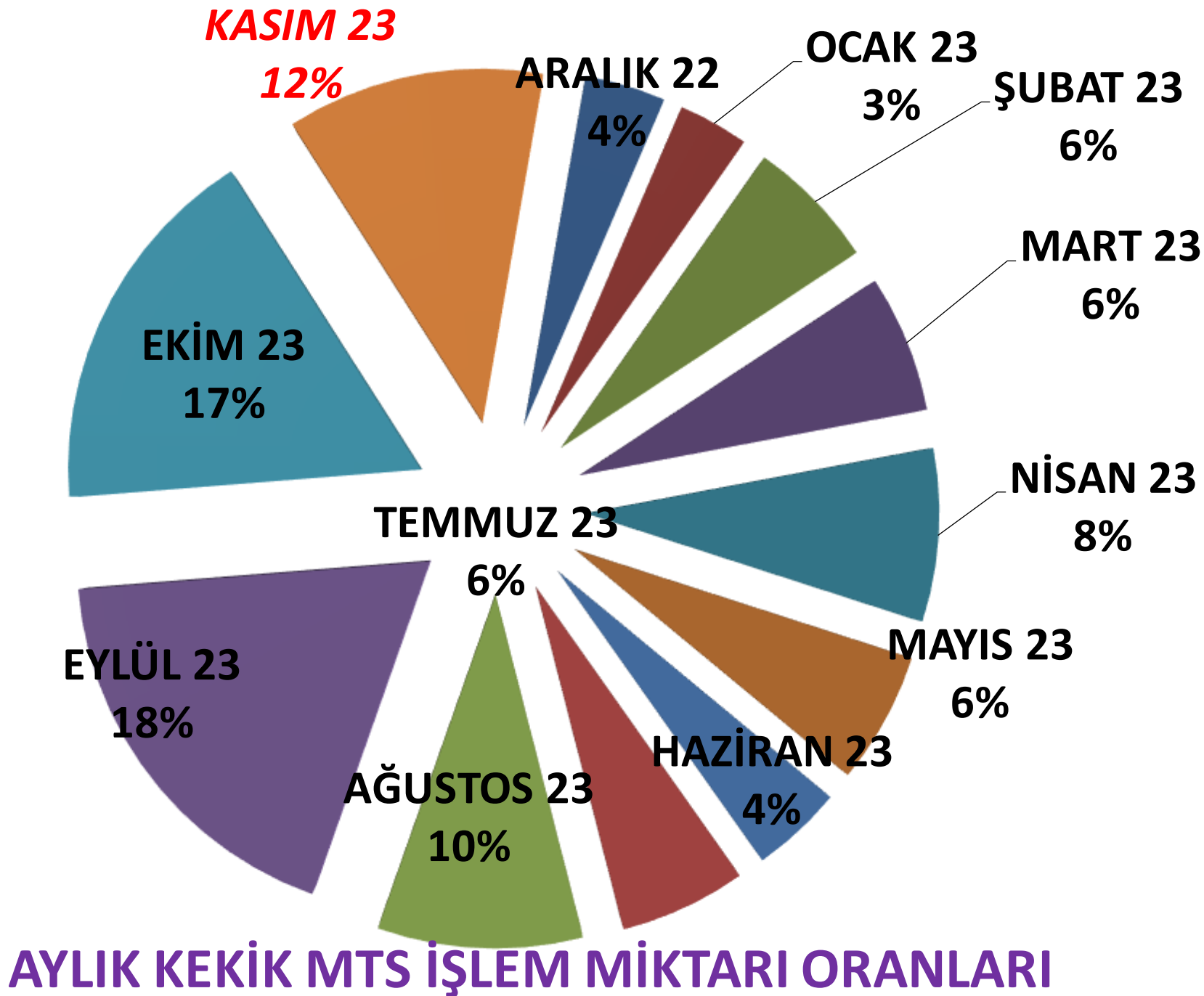
ORTALAMA FİYAT	2021 KASIM	2022 KASIM		2023 KASIM	
MTS	19,95 TL	35%	27,01 TL	-25%	20,39 TL
TTS	21,14 TL	40%	29,67 TL	-18%	24,43 TL

AYLIK KEKİK FİYAT TRENDİ (TL)



AYLIK KEKİK İŞLEM MİKTARI (TON)

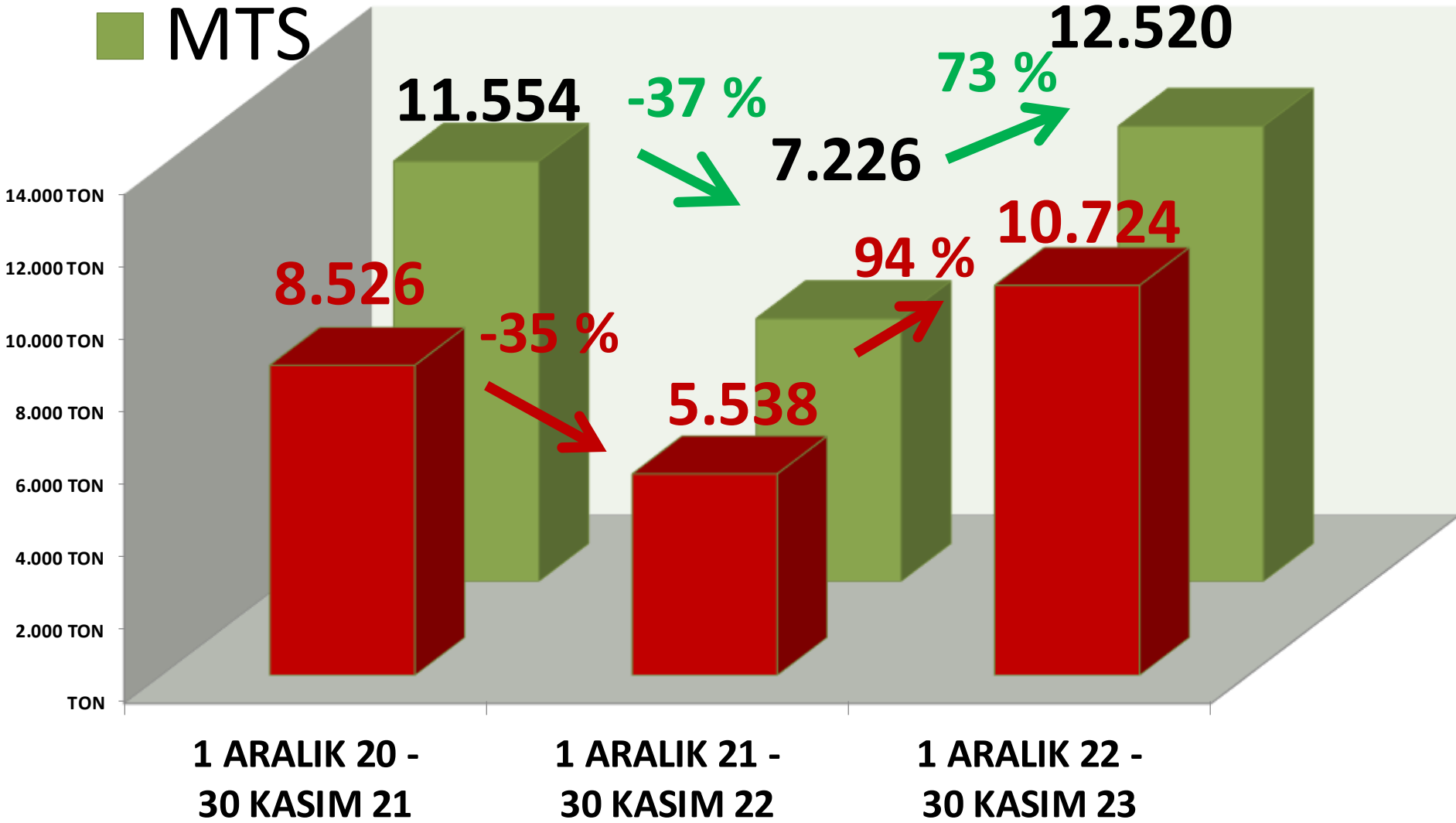




■ TTS

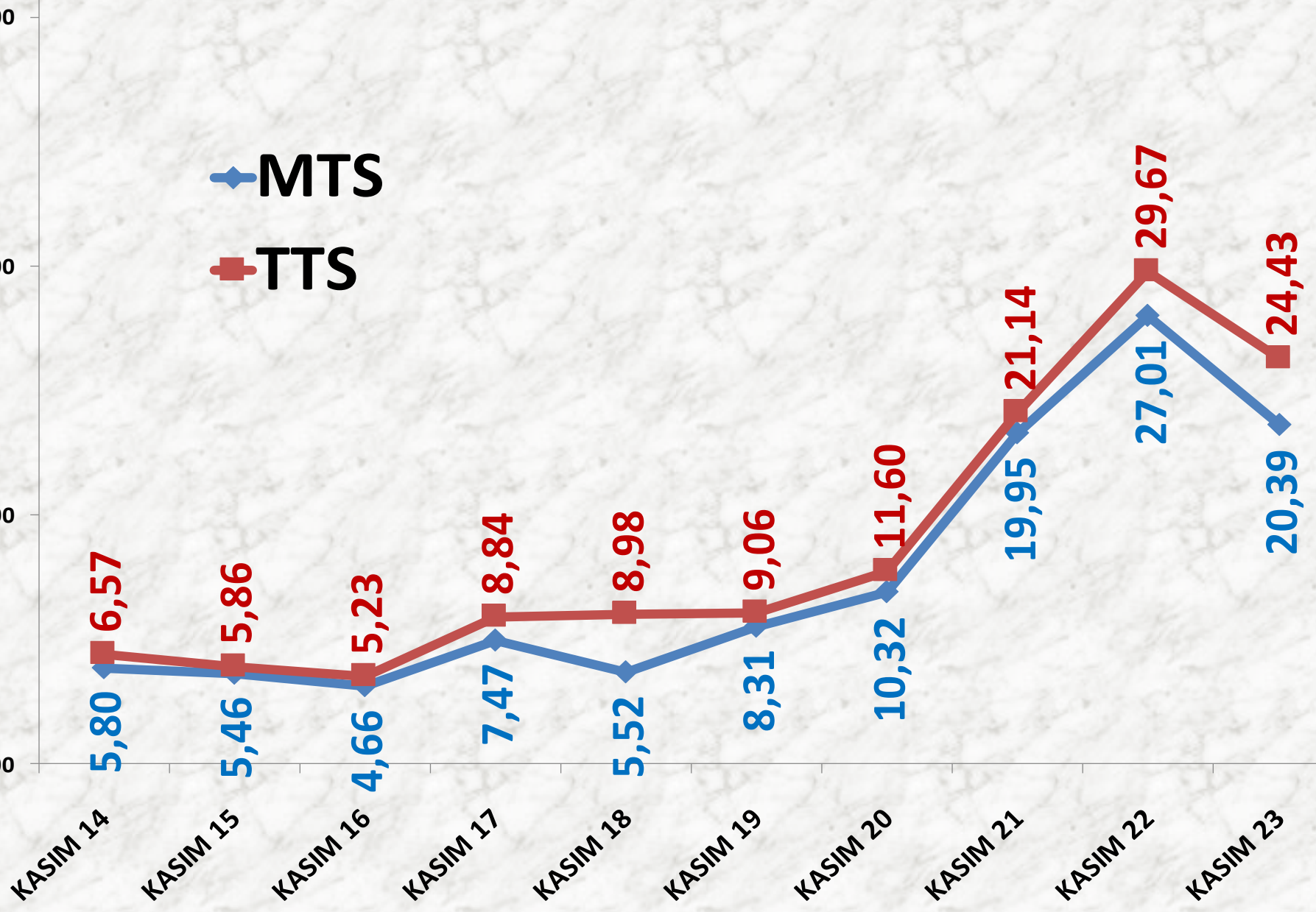
YILLIK KEKİK İŞLEM MİKTARI (TON)

■ MTS



KASIM AYLARI KEKİK FİYAT TRENDİ (TL)

◆ MTS
■ TTS



ANASON

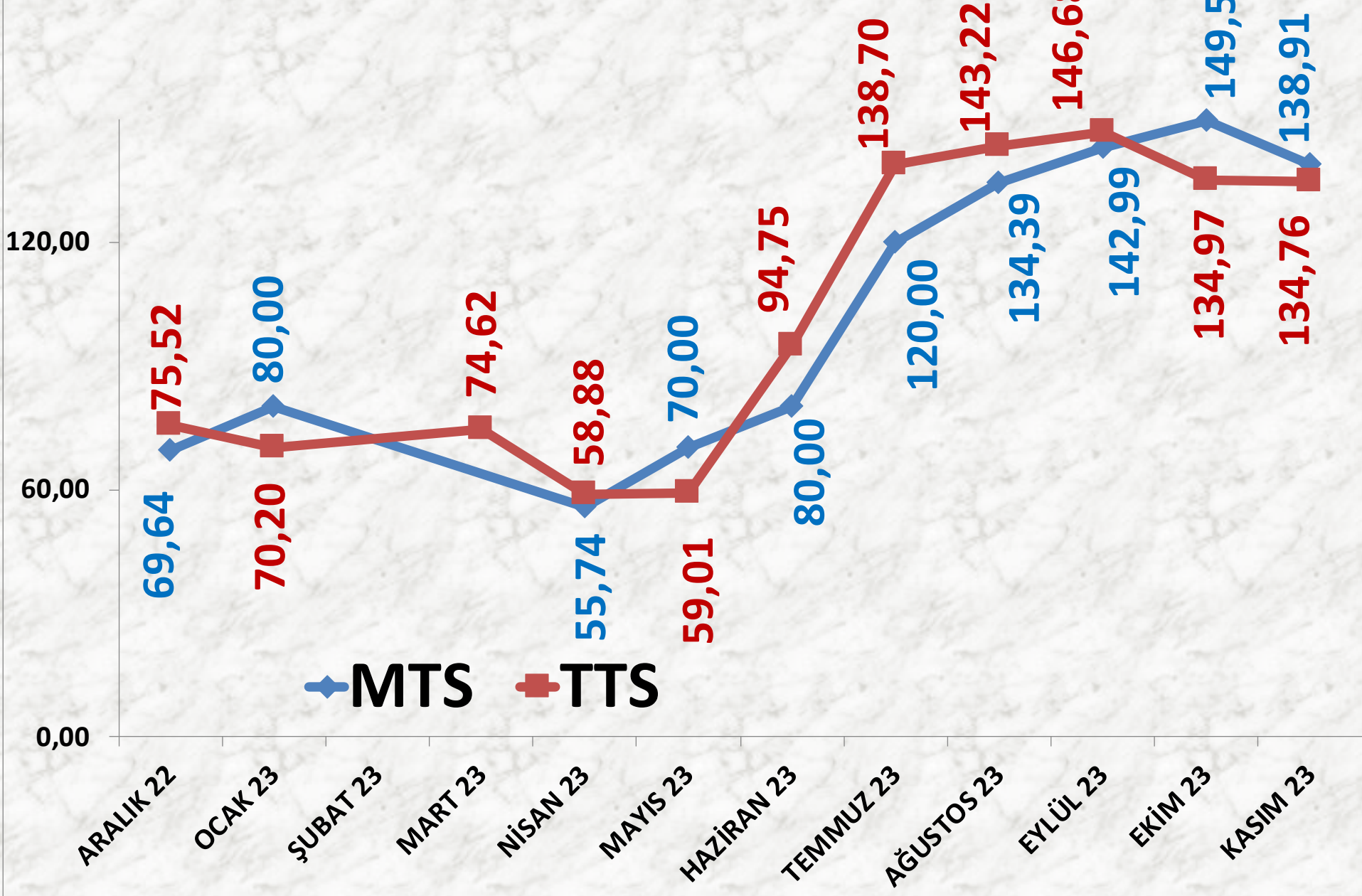
İŞLEM MİKTARI TON	2021 KASIM	2022 KASIM		2023 KASIM	
MTS	58 TON	198%	174 TON	-74%	45 TON
TTS	15 TON	4055%	634 TON	-71%	182 TON

EN AZ FİYAT	2021 KASIM	2022 KASIM		2023 KASIM	
MTS	17,57 TL	241%	60,00 TL	123%	133,50 TL
TTS	19,12 TL	202%	57,80 TL	130%	133,00 TL

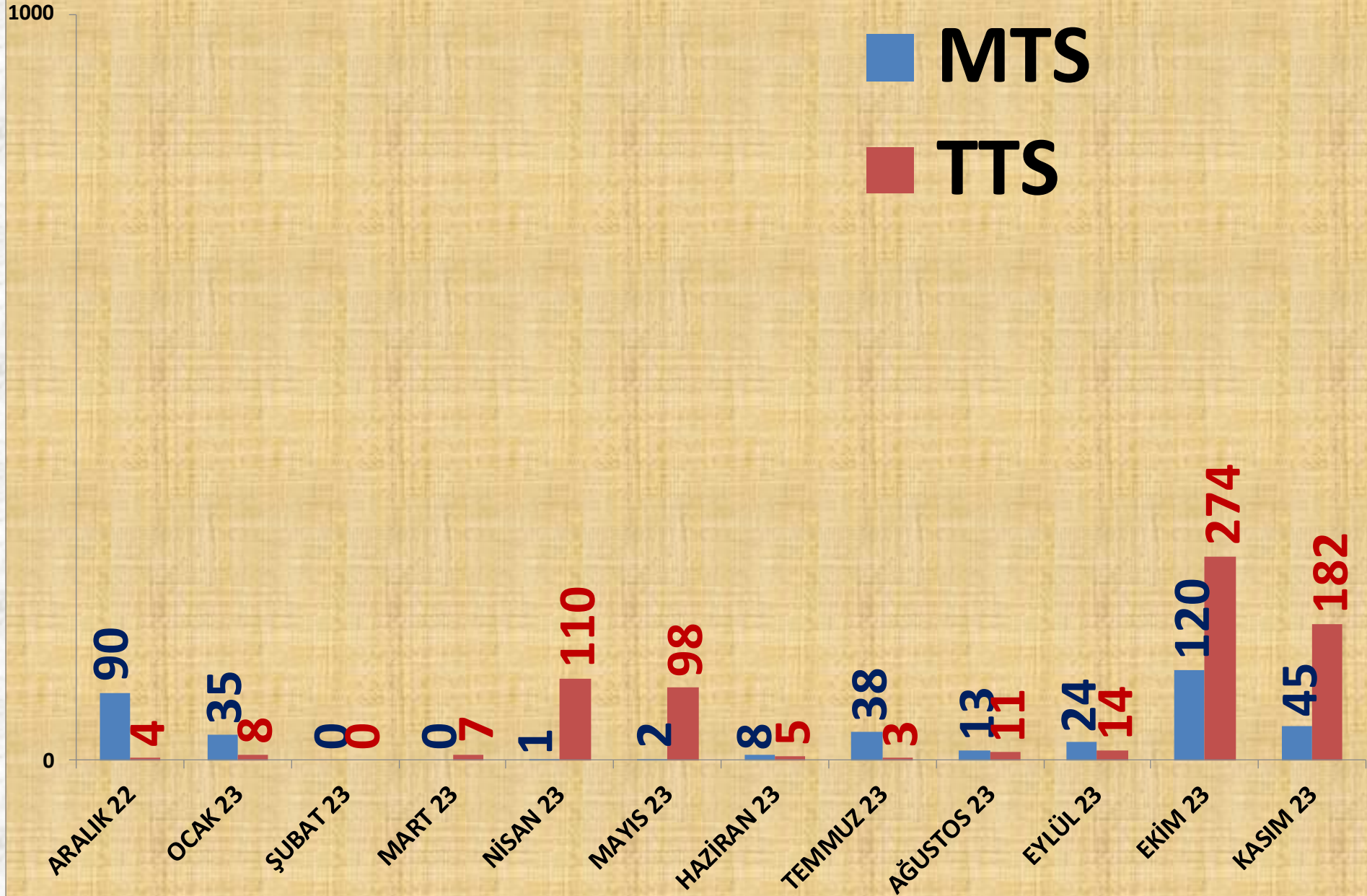
EN ÇOK FİYAT	2021 KASIM	2022 KASIM		2023 KASIM	
MTS	30,00 TL	158%	77,50 TL	81%	140,00 TL
TTS	32,40 TL	141%	78,00 TL	86%	145,33 TL

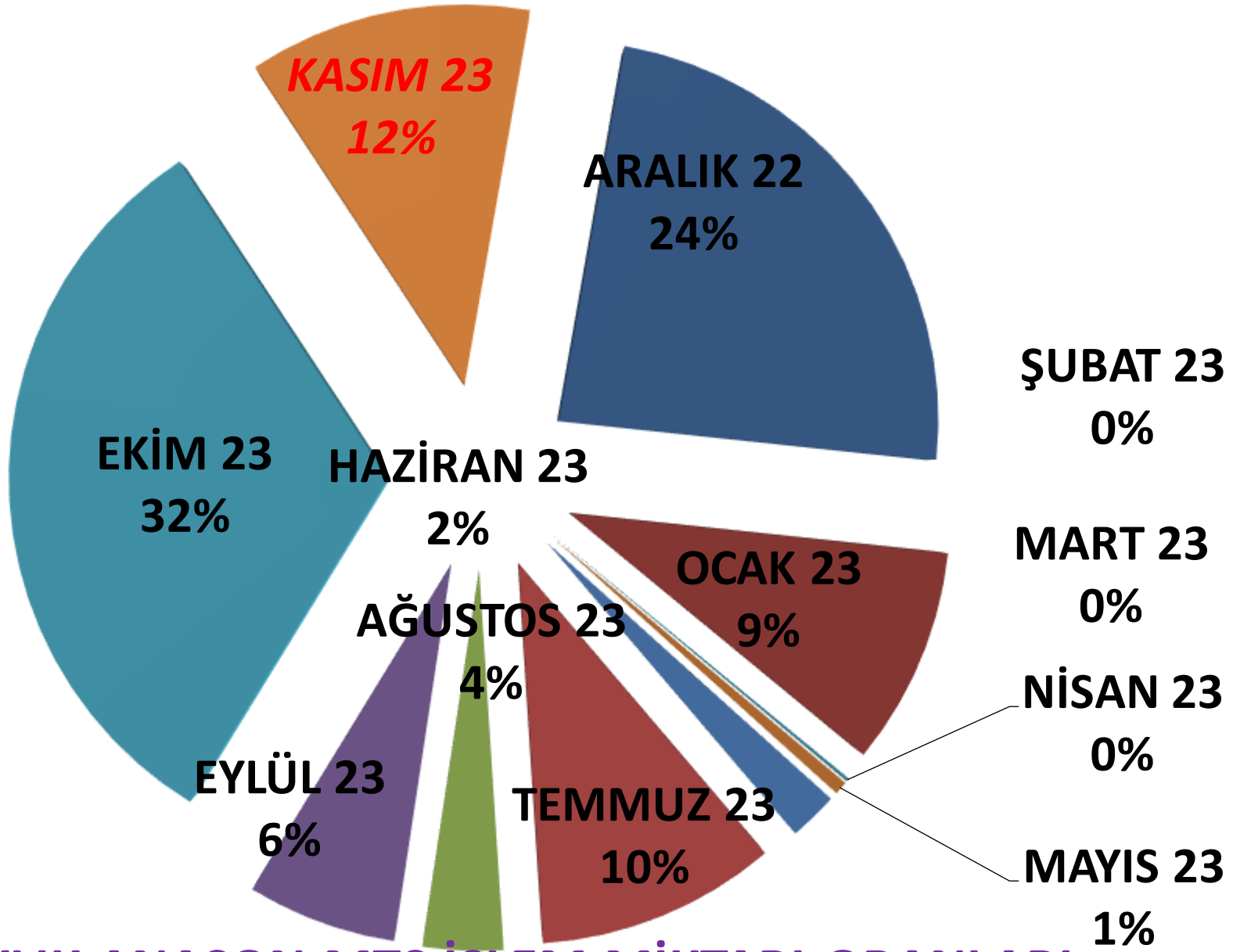
ORTALAMA FİYAT	2021 KASIM	2022 KASIM		2023 KASIM	
MTS	20,14 TL	256%	71,60 TL	94%	138,91 TL
TTS	29,44 TL	128%	67,05 TL	101%	134,76 TL

AYLIK ANASON FİYAT TRENDİ (TL)



AYLIK ANASON İŞLEM MİKTARI (TON)



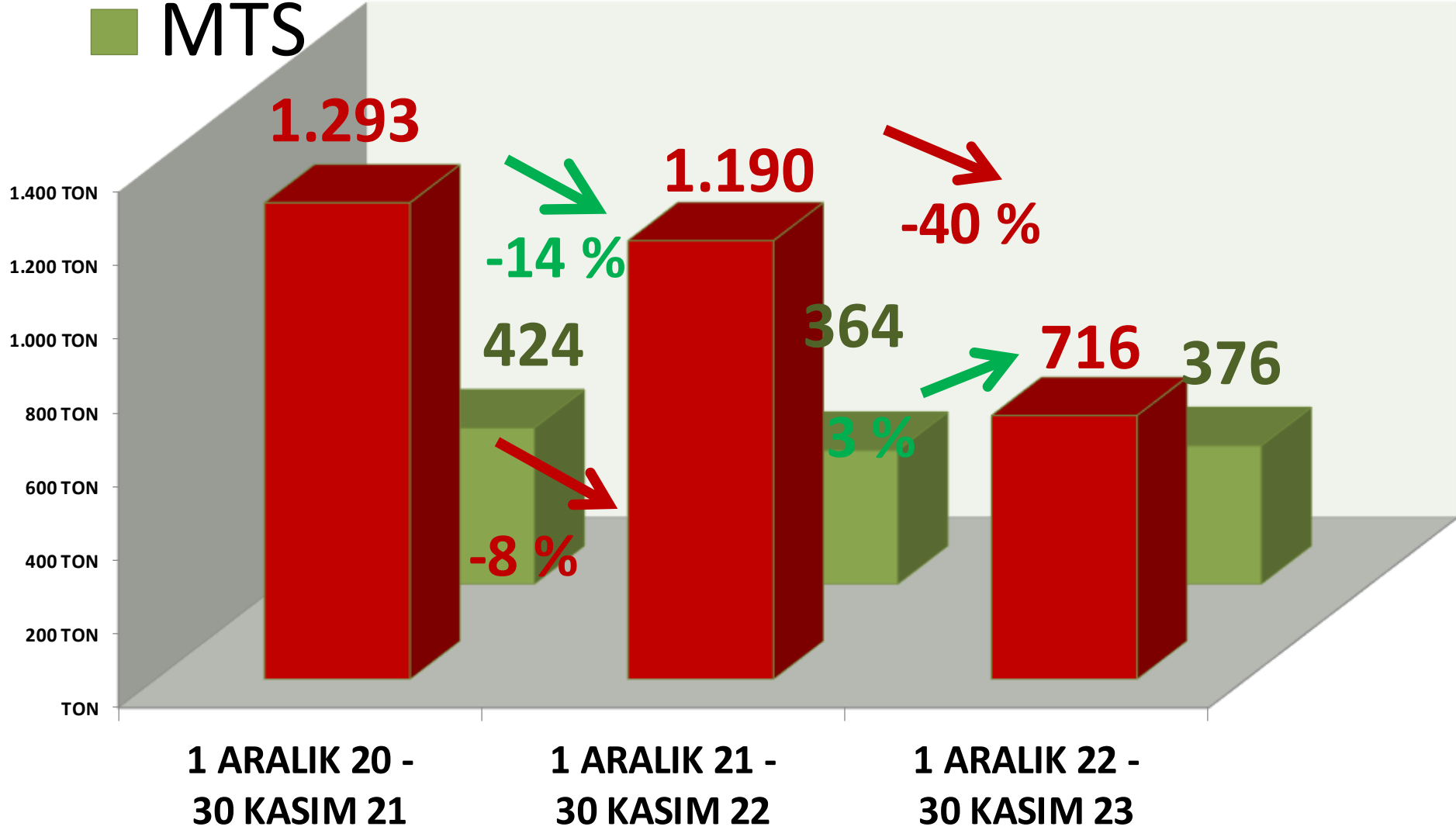


AYLIK ANASON MTS İŞLEM MİKTARI ORANLARI

■ TTS

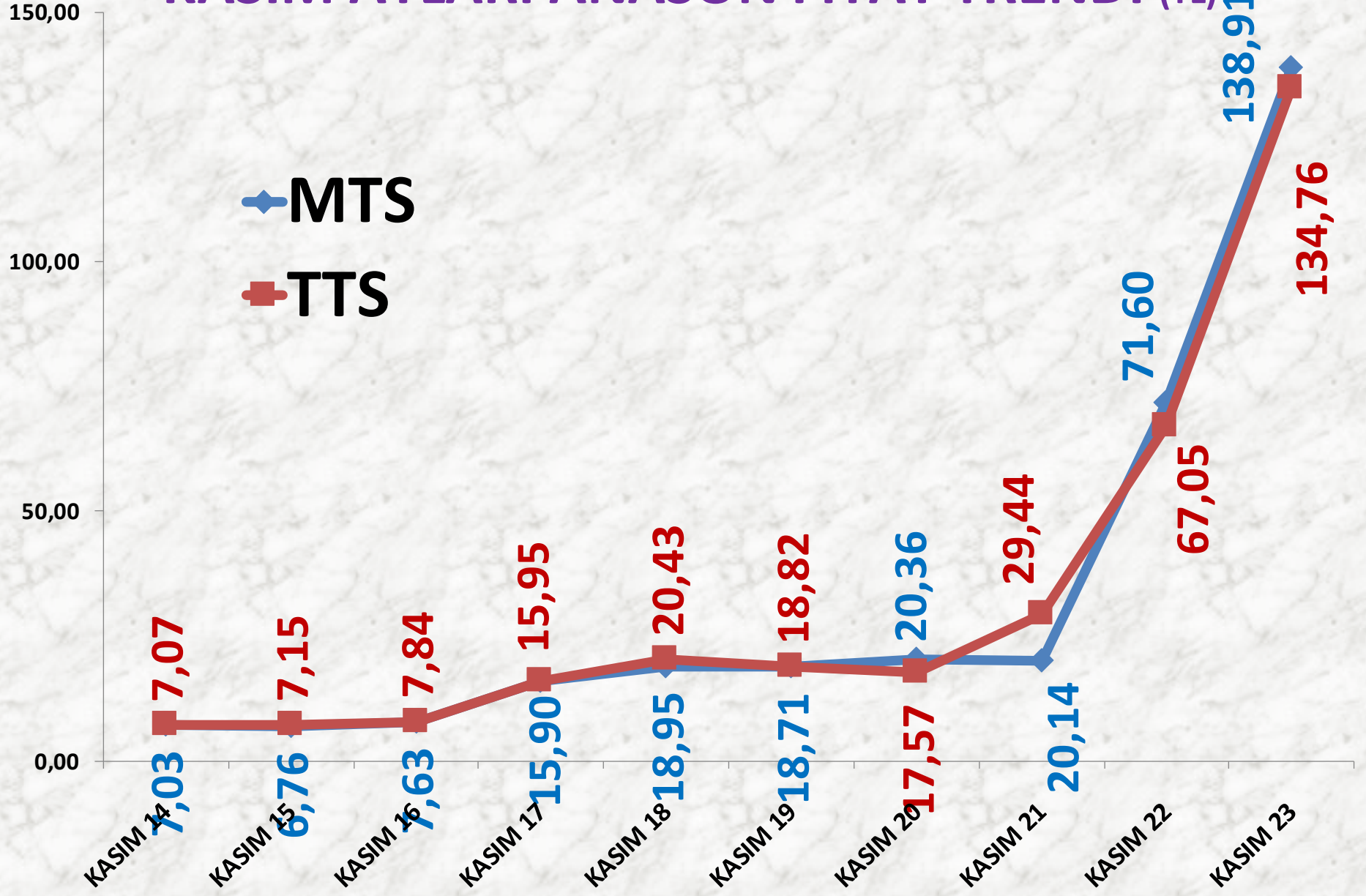
YILLIK ANASON İŞLEM MİKTARI (TON)

■ MTS



KASIM AYLARI ANASON FİYAT TRENDİ (TL)

◆ MTS
■ TTS



KASAPLIK CANLI HAYVAN

BÜYÜKBAŞ İŞLEM MİKTARI

İŞLEM MİKTARI ADET	2021 KASIM	2022 KASIM		2023 KASIM	
MTS	1.680 ADET	19%	2.004 ADET	-28%	1.440 ADET
TTS	784 ADET	-14%	677 ADET	-43%	383 ADET

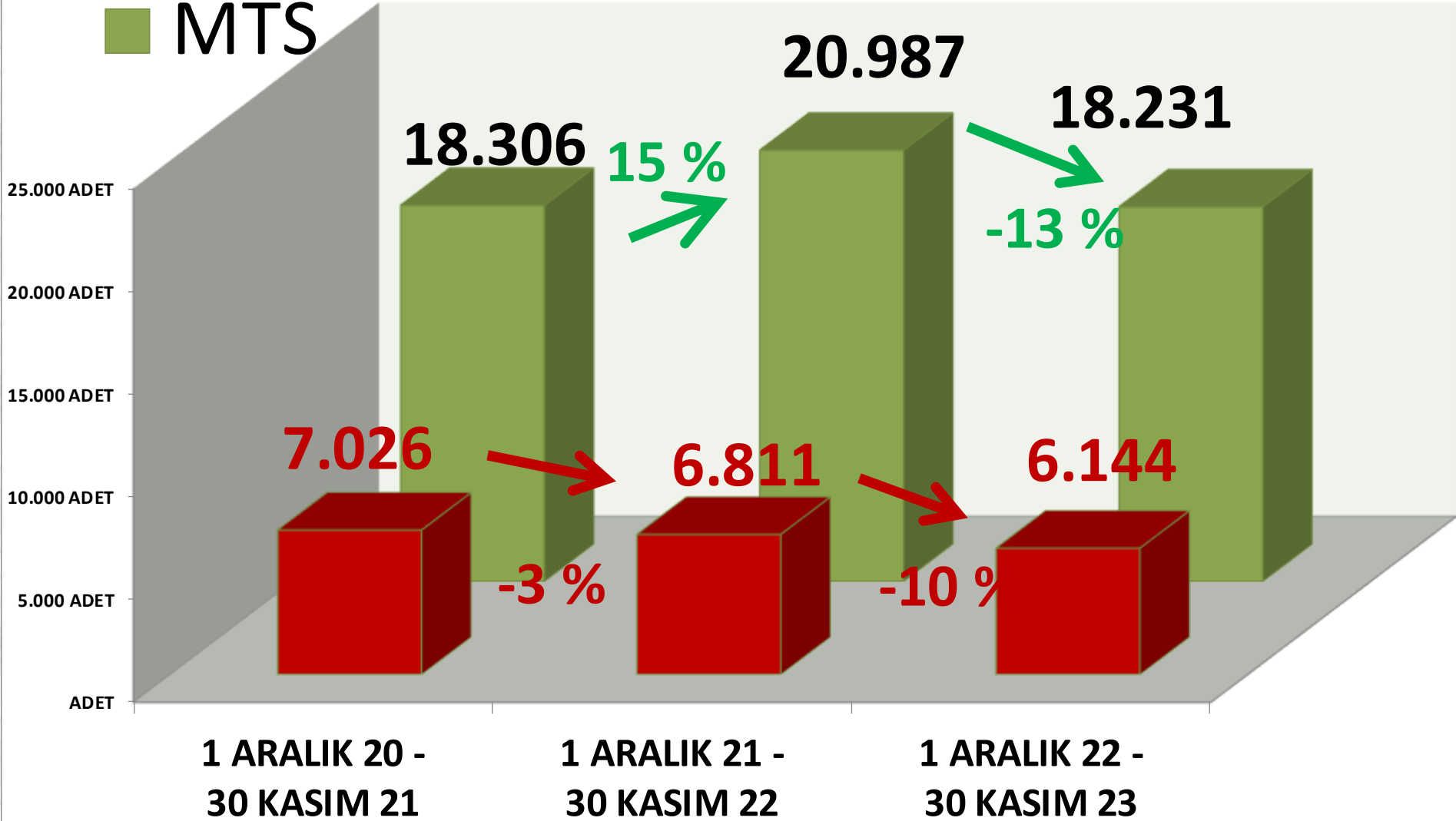
KÜÇÜKBAŞ İŞLEM MİKTARI

İŞLEM MİKTARI ADET	2021 KASIM	2022 KASIM		2023 KASIM	
MTS	3.858 ADET	2%	3.916 ADET	40%	5.465 ADET
TTS	1.110 ADET	-82%	201 ADET	33%	267 ADET

■ TTS

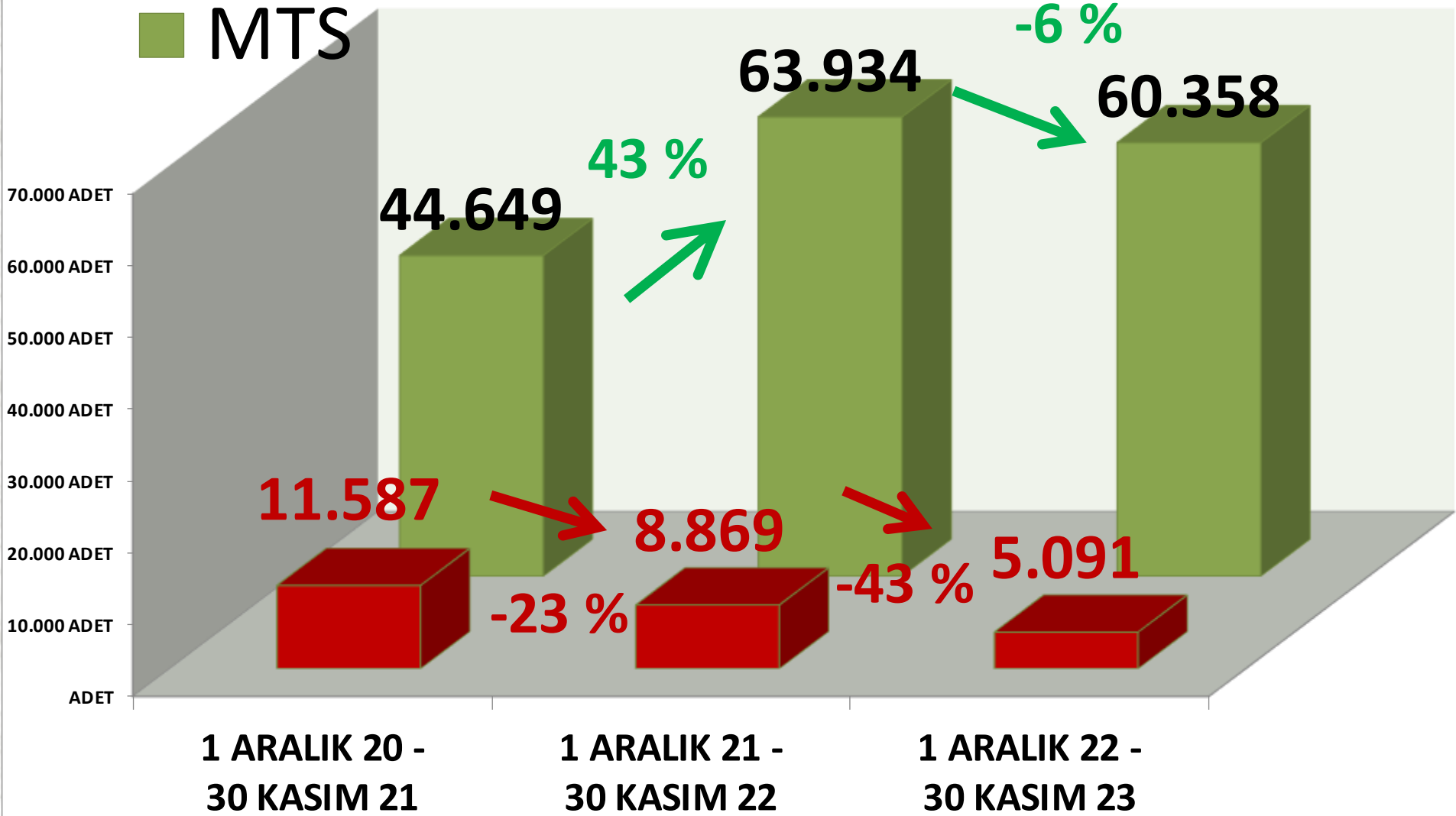
YILLIK BÜYÜKBAŞ İŞLEM MİKTARI (TON)

■ MTS



TTS YILLIK KÜÇÜKBAŞ İŞLEM MİKTARI (TON)

■ MTS





DINLEDİĞİNİZ İÇİN
TEŞEKKÜR EDERİM

RECEP MENGİ

