

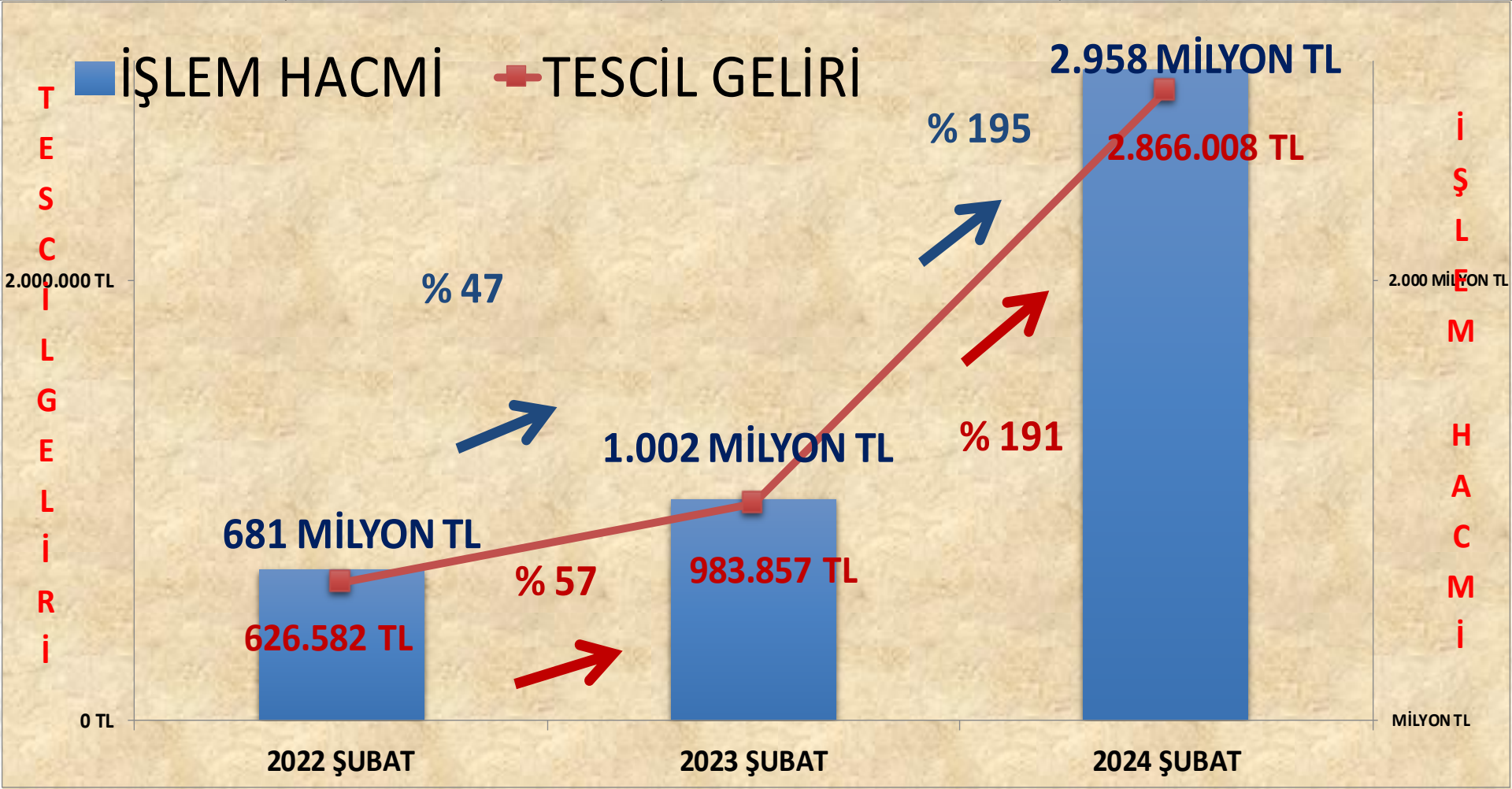


# ŞUBAT 2024 TESCİL SUNUMU



# İŞLEM HACMİ VE TESCİL GELİRİ VERİLERİ

	2022 ŞUBAT		2023 ŞUBAT		2024 ŞUBAT
İŞLEM HACMİ	681 MİLYON TL	47%	1.002 MİLYON TL	195%	2.958 MİLYON TL
TESCİL GELİRİ	626.582 TL	57%	983.857 TL	191%	2.866.008 TL



# 2023 ŞUBAT

ÜRÜN GRUBU	Miktar(kg./lt/adet)	Tutar(TL)
BAKLIYAT VE MAMÜLLERİ	292.977	8.244.593
BİTKİSEL YAĞLAR	0	0
KOTASYON DIŞI ÜRÜNLER	198.502.102	689.114.988
HAM DERİLER VE BAĞIRSAKLAR	9.859	158.060
HAYVANSAL YAĞLAR	41	5.820
HUBUBAT .	22.381.561	118.160.049
HUBUBAT MAMÜLLERİ	383.760	2.578.345
KASAPLIK CANLI HAYVANLAR	5.766	67.082.864
KURU MEYVELER	647.455	25.979.234
ORMAN MAHSÜLLERİ	260.127	1.009.407
TEKSTİL HAMMADDELERİ	860.955	15.588.827
YAĞLI TOHUMLAR	2.536.569	73.865.333
<b><u>TOPLAM</u></b>	<b>225.881.172</b>	<b>1.001.787.520</b>

# 2024 ŞUBAT

ÜRÜN GRUBU	Miktar(kg./lt/adet)	Tutar(TL)
BAKLİYAT VE MAMÜLLERİ	436.782	19.170.694
BİTKİSEL YAĞLAR	0	0
KOTASYON DIŞI ÜRÜNLER	225.755.822	2.220.744.221
HAM DERİLER VE BAĞIRSAKLAR	9.722	171.117
HAYVANSAL YAĞLAR	28	7.000
HUBUBAT .	28.524.531	205.407.399
HUBUBAT MAMÜLLERİ	428.113	3.671.211
KASAPLIK CANLI HAYVANLAR	7.059	142.598.266
KURU MEYVELER	542.338	35.877.520
ORMAN MAHSÜLLERİ	97.129	1.994.218
TEKSTİL HAMMADDELERİ	4.813.725	134.441.253
YAĞLI TOHUMLAR	4.836.048	193.422.017
<b><u>TOPLAM</u></b>	<b>265.451.296</b>	<b>2.957.504.917</b>

# 2023 ŞUBAT - 2024 ŞUBAT DEĞİŞİM

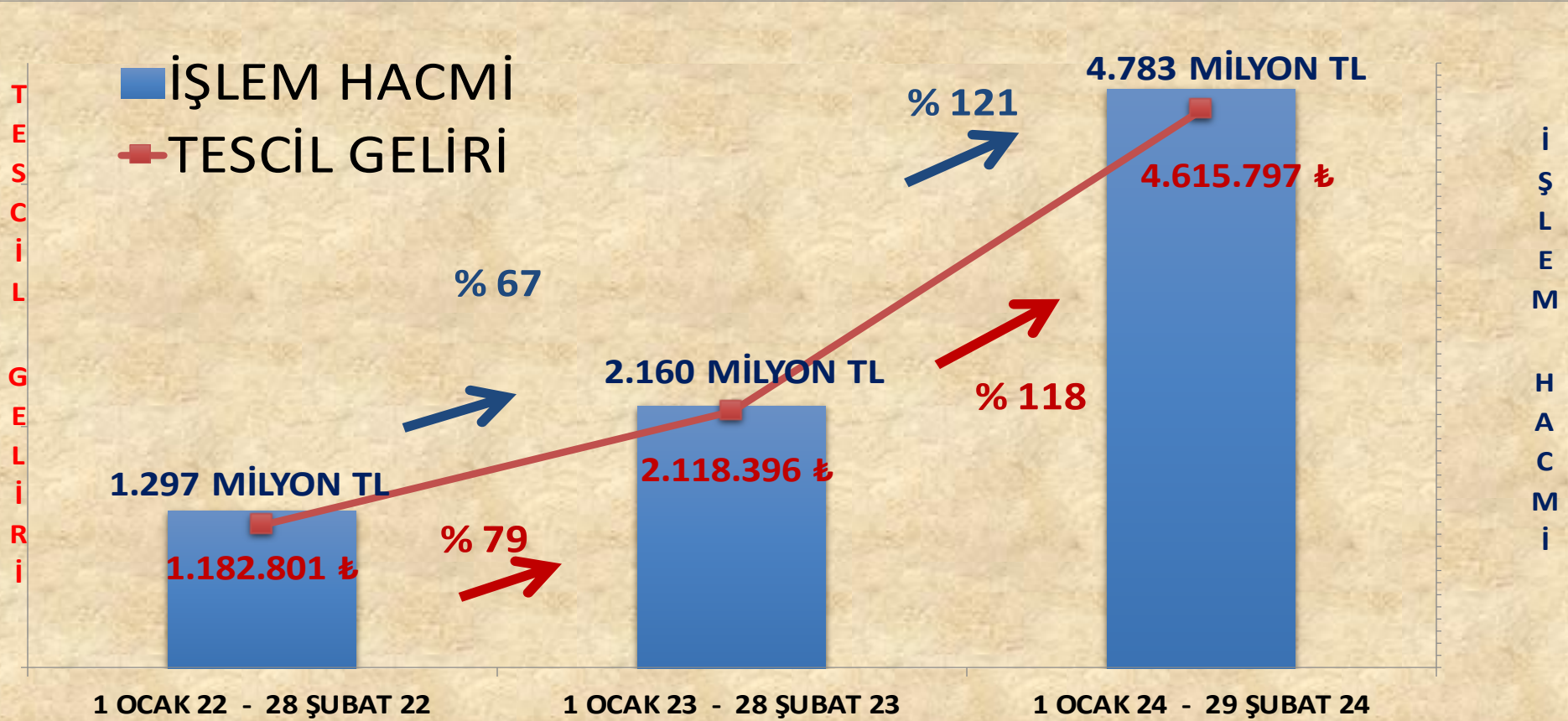
ÜRÜN GRUBU	Miktar(kg./lt/adet)	Tutar(TL)
BAKLİYAT VE MAMÜLLERİ	143.805	10.926.101
BİTKİSEL YAĞLAR	0	0
KOTASYON DIŞI ÜRÜNLER	27.253.720	1.531.629.233
HAM DERİLER VE BAĞIRSAKLAR	-137	13.057
HAYVANSAL YAĞLAR	-13	1.180
HUBUBAT .	6.142.969	87.247.351
HUBUBAT MAMÜLLERİ	44.353	1.092.866
KASAPLIK CANLI HAYVANLAR	1.293	75.515.402
KURU MEYVELER	-105.117	9.898.286
ORMAN MAHSÜLLERİ	-162.998	984.811
TEKSTİL HAMMADDELERİ	3.952.770	118.852.426
YAĞLI TOHUMLAR	2.299.479	119.556.684
<b><u>TOPLAM</u></b>	<b>39.570.124</b>	<b>1.955.717.397</b>

# 2023 ŞUBAT - 2024 ŞUBAT DEĞİŞİM ORANI

ÜRÜN GRUBU	Miktar(kg./lt/adet)	Tutar(TL)
BAKLİYAT VE MAMÜLLERİ	49%	133%
BİTKİSEL YAĞLAR	-	-
KOTASYON DIŞI ÜRÜNLER	14%	222%
HAM DERİLER VE BAĞIRSAKLAR	-1%	8%
HAYVANSAL YAĞLAR	-31%	20%
HUBUBAT .	27%	74%
HUBUBAT MAMÜLLERİ	12%	42%
KASAPLIK CANLI HAYVANLAR	22%	113%
KURU MEYVELER	-16%	38%
ORMAN MAHSÜLLERİ	-63%	98%
TEKSTİL HAMMADDELERİ	459%	762%
YAĞLI TOHUMLAR	91%	162%
<b><u>TOPLAM</u></b>	<b>18%</b>	<b>195%</b>

# İŞLEM HACMİ VE TESCİL GELİRİ VERİLERİ

	1 OCAK 22 - 28 ŞUBAT 22	1 OCAK 23 - 28 ŞUBAT 23		1 OCAK 24 - 29 ŞUBAT 24	
İŞLEM HACMI	1.297 MİLYON TL	67%	2.160 MİLYON TL	121%	4.783 MİLYON TL
TESCİL GELİRİ	1.182.801 TL	79%	2.118.396 TL	118%	4.615.797 TL



# 1 OCAK - 28 ŞUBAT 2023

	Miktar(kg./lt/adet)	Tutar(TL)
BAKLİYAT VE MAMÜLLERİ	1.014.664	30.077.576
BİTKİSEL YAĞLAR	30.805	2.424.671
KOTASYON DIŞI ÜRÜNLER	235.487.221	1.133.255.800
HAM DERİLER VE BAĞIRSAKLAR	28.345	445.518
HAYVANSAL YAĞLAR	104	14.543
HUBUBAT .	90.834.610	386.965.394
HUBUBAT MAMÜLLERİ	628.065	4.238.160
KASAPLIK CANLI HAYVANLAR	13.258	151.943.036
KURU MEYVELER	1.490.785	51.856.434
MEYVE ÇEKİRDEKLERİ	0	0
ORMAN MAHSÜLLERİ	431.733	4.723.199
TEKSTİL HAMMADDELERİ	11.894.872	204.002.363
YAĞLI TOHUMLAR	8.582.082	190.552.439
<b><u>TOPLAM</u></b>	<b>350.436.545</b>	<b>2.160.499.132</b>

# 1 OCAK - 28 ŞUBAT 2024

	Miktar(kg./lt/adet)	Tutar(TL)
BAKLİYAT VE MAMÜLLERİ	1.206.190	53.547.358
BİTKİSEL YAĞLAR	50	22.500
KOTASYON DIŞI ÜRÜNLER	268.316.662	2.913.553.301
HAM DERİLER VE BAĞIRSAKLAR	14.580	245.913
HAYVANSAL YAĞLAR	65	15.500
HUBUBAT .	85.958.652	556.751.288
HUBUBAT MAMÜLLERİ	780.582	7.222.740
KASAPLIK CANLI HAYVANLAR	17.310	362.501.786
KURU MEYVELER	1.033.593	68.687.791
MEYVE ÇEKİRDEKLERİ	0	0
ORMAN MAHSÜLLERİ	242.905	4.068.414
TEKSTİL HAMMADDELERİ	17.291.882	363.719.799
YAĞLI TOHUMLAR	13.628.513	453.053.578
<b><u>TOPLAM</u></b>	<b>388.490.985</b>	<b>4.783.389.968</b>

# 1 OCAK - 29 ŞUBAT 2023-24 DEĞİŞİM

	Miktar(kg./lt/adet)	Tutar(TL)
BAKLİYAT VE MAMÜLLERİ	191.526	23.469.782
BITKİSEL YAĞLAR	-30.755	-2.402.171
KOTASYON DIŞI ÜRÜNLER	32.829.442	1.780.297.502
HAM DERİLER VE BAĞIRSAKLAR	-13.765	-199.605
HAYVANSAL YAĞLAR	-39	957
HUBUBAT .	-4.875.958	169.785.894
HUBUBAT MAMÜLLERİ	152.517	2.984.580
KASAPLIK CANLI HAYVANLAR	4.052	210.558.750
KURU MEYVELER	-457.192	16.831.357
MEYVE ÇEKİRDEKLERİ	0	0
ORMAN MAHSÜLLERİ	-188.828	-654.785
TEKSTİL HAMMADDELERİ	5.397.010	159.717.436
YAĞLI TOHUMLAR	5.046.431	262.501.140
<b><u>TOPLAM</u></b>	<b>38.054.440</b>	<b>2.622.890.836</b>

# 1 OCAK - 29 ŞUBAT 2023-24 DEĞİŞİM ORANI

	Miktar(kg./lt/adet)	Tutar(TL)
BAKLİYAT VE MAMÜLLERİ	19%	78%
BİTKİSEL YAĞLAR	-100%	-99%
KOTASYON DIŞI ÜRÜNLER	14%	157%
HAM DERİLER VE BAĞIRSAKLAR	-49%	-45%
HAYVANSAL YAĞLAR	-38%	7%
HUBUBAT .	-5%	44%
HUBUBAT MAMÜLLERİ	24%	70%
KASAPLIK CANLI HAYVANLAR	31%	139%
KURU MEYVELER	-31%	32%
MEYVE ÇEKİRDEKLERİ	-	-
ORMAN MAHSÜLLERİ	-44%	-14%
TEKSTİL HAMMADDELERİ	45%	78%
YAĞLI TOHUMLAR	59%	138%
<b><u>TOPLAM</u></b>	<b>11%</b>	<b>121%</b>

# ARPA

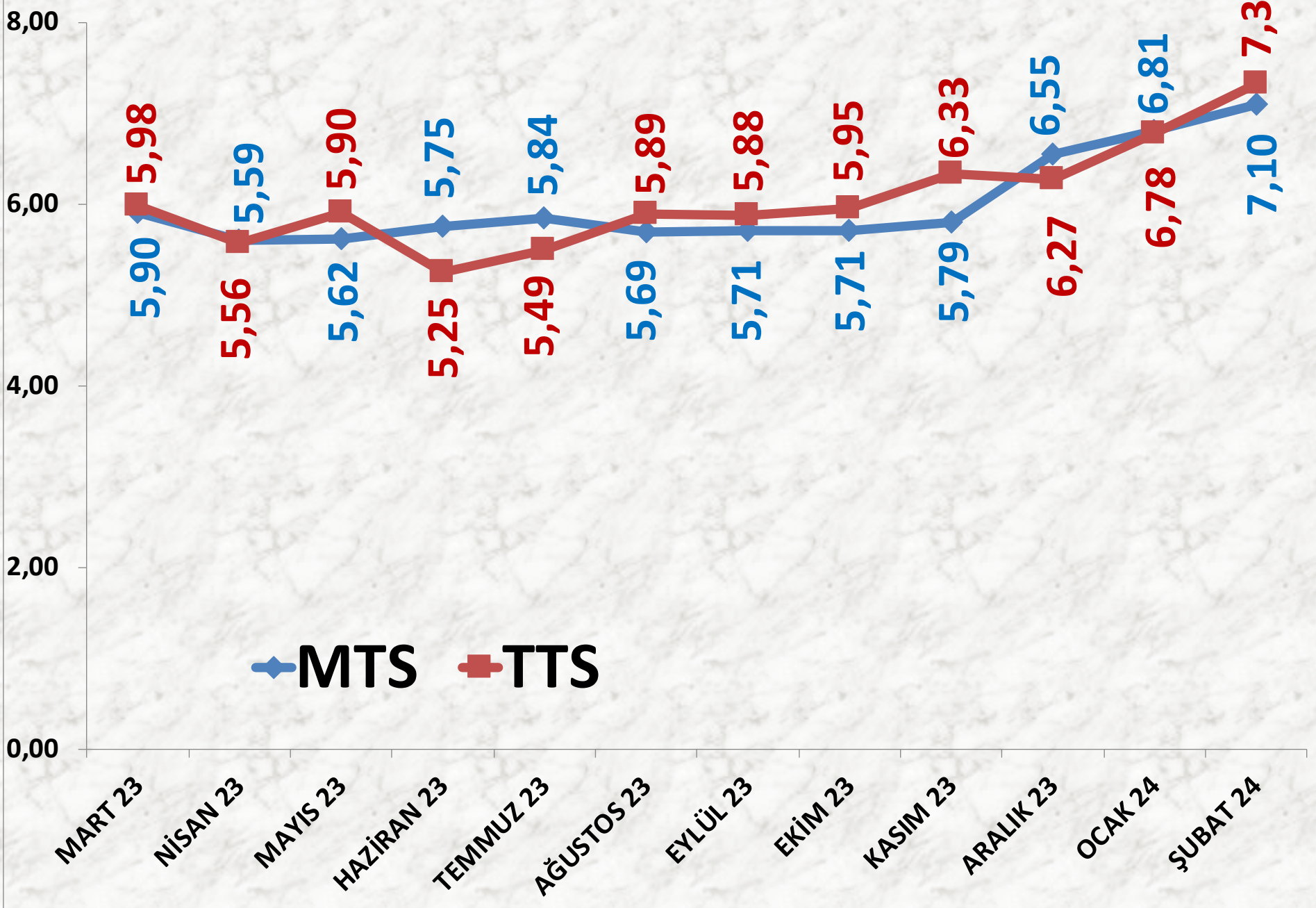
<b>İŞLEM MİKTARI TON</b>	<b>2022 ŞUBAT</b>	<b>2023 ŞUBAT</b>		<b>2024 ŞUBAT</b>	
MTS	438 TON	32%	579 TON	63%	943 TON
TTS	718 TON	181%	2.018 TON	23%	2.481 TON

<b>EN AZ FİYAT</b>	<b>2022 ŞUBAT</b>	<b>2023 ŞUBAT</b>		<b>2024 ŞUBAT</b>	
MTS	2,65 TL	96%	5,20 TL	3%	5,35 TL
TTS	3,80 TL	40%	5,33 TL	5%	5,60 TL

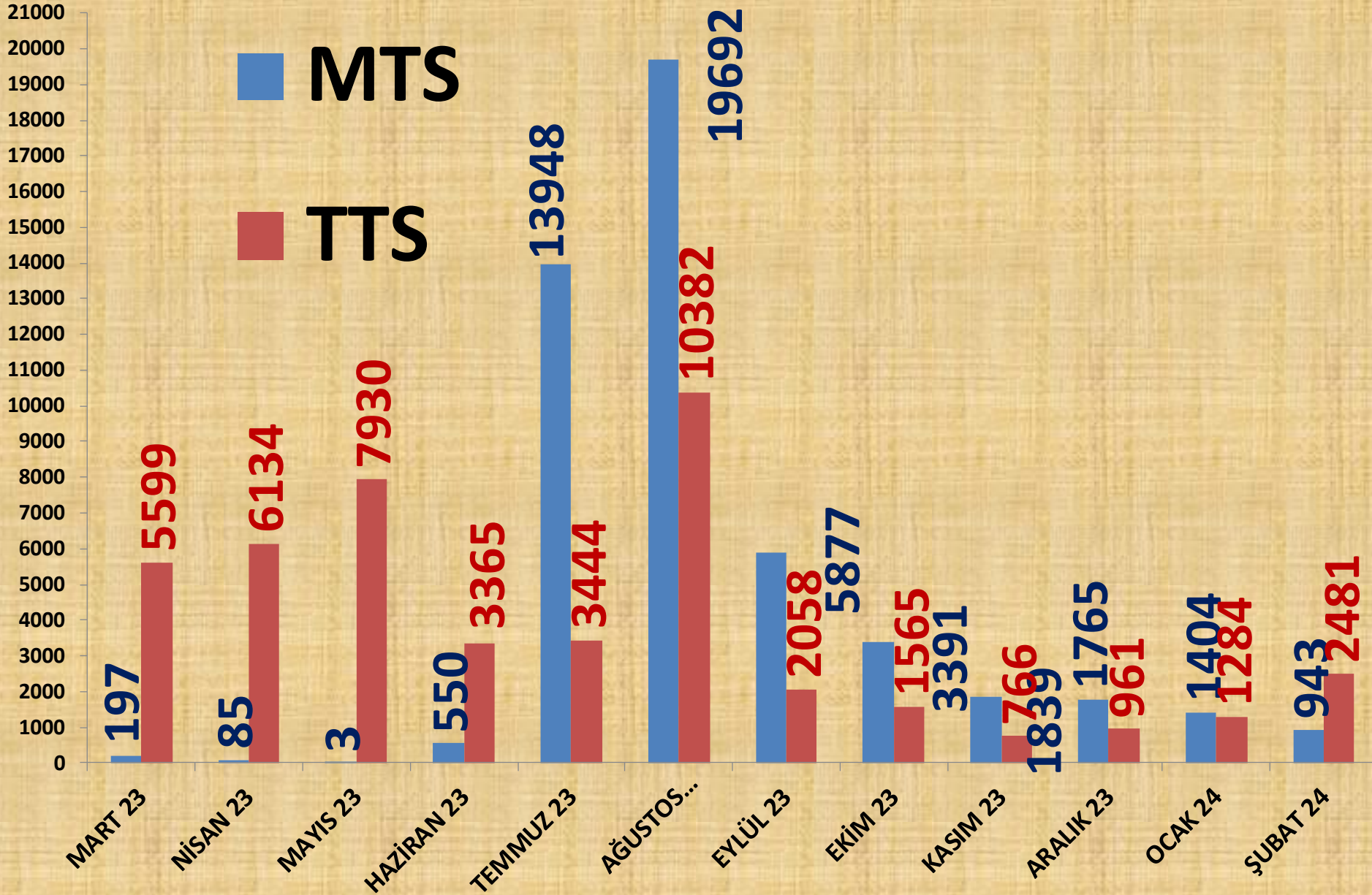
<b>EN ÇOK FİYAT</b>	<b>2022 ŞUBAT</b>	<b>2023 ŞUBAT</b>		<b>2024 ŞUBAT</b>	
MTS	4,00 TL	63%	6,50 TL	31%	8,50 TL
TTS	4,00 TL	56%	6,24 TL	25%	7,80 TL

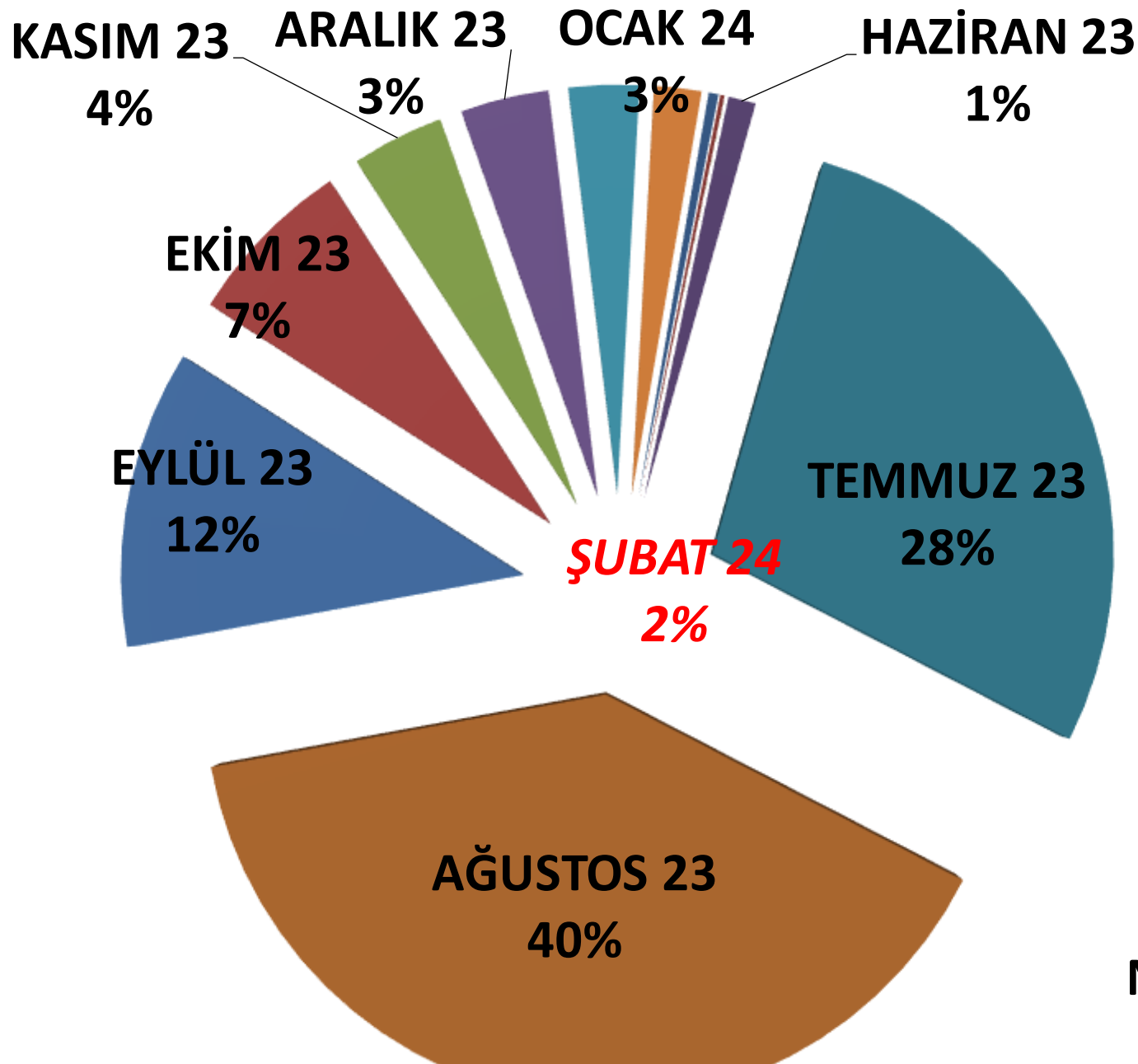
<b>ORTALAMA FİYAT</b>	<b>2022 ŞUBAT</b>	<b>2023 ŞUBAT</b>		<b>2024 ŞUBAT</b>	
MTS	3,44 TL	66%	5,70 TL	24%	7,10 TL
TTS	3,95 TL	44%	5,68 TL	29%	7,33 TL

# AYLIK ARPA FİYAT TRENDİ (TL)



# AYLIK ARPA İŞLEM MİKTARI (TON)





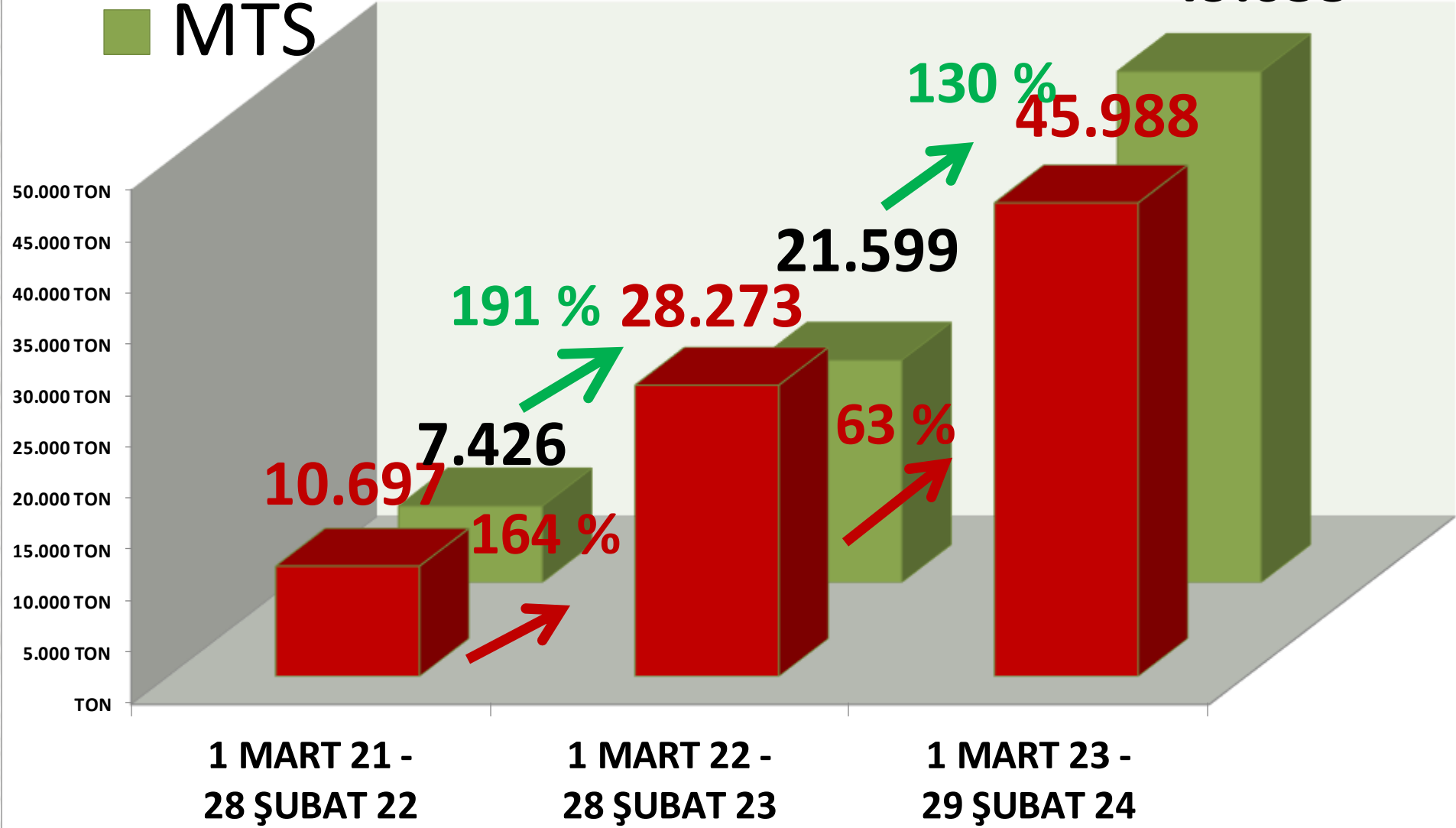
**AYLIK ARPA MTS İŞLEM MİKTARI ORANLARI**

■ TTS

# YILLIK ARPA İŞLEM MİKTARI (TON)

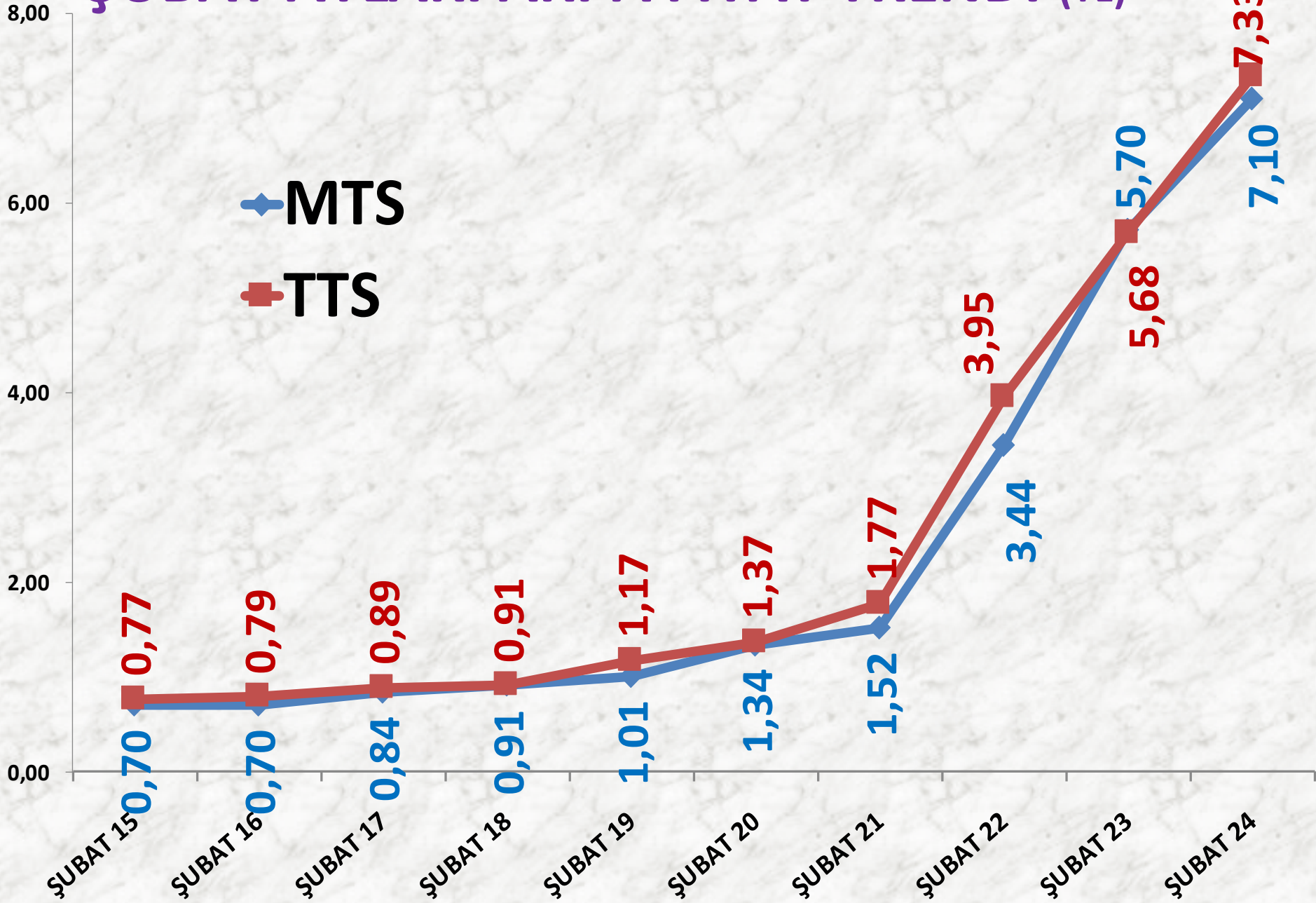
■ MTS

49.633



# ŞUBAT AYLARI ARPA FİYAT TRENDİ (TL)

◆ MTS  
■ TTS



# BUĞDAY

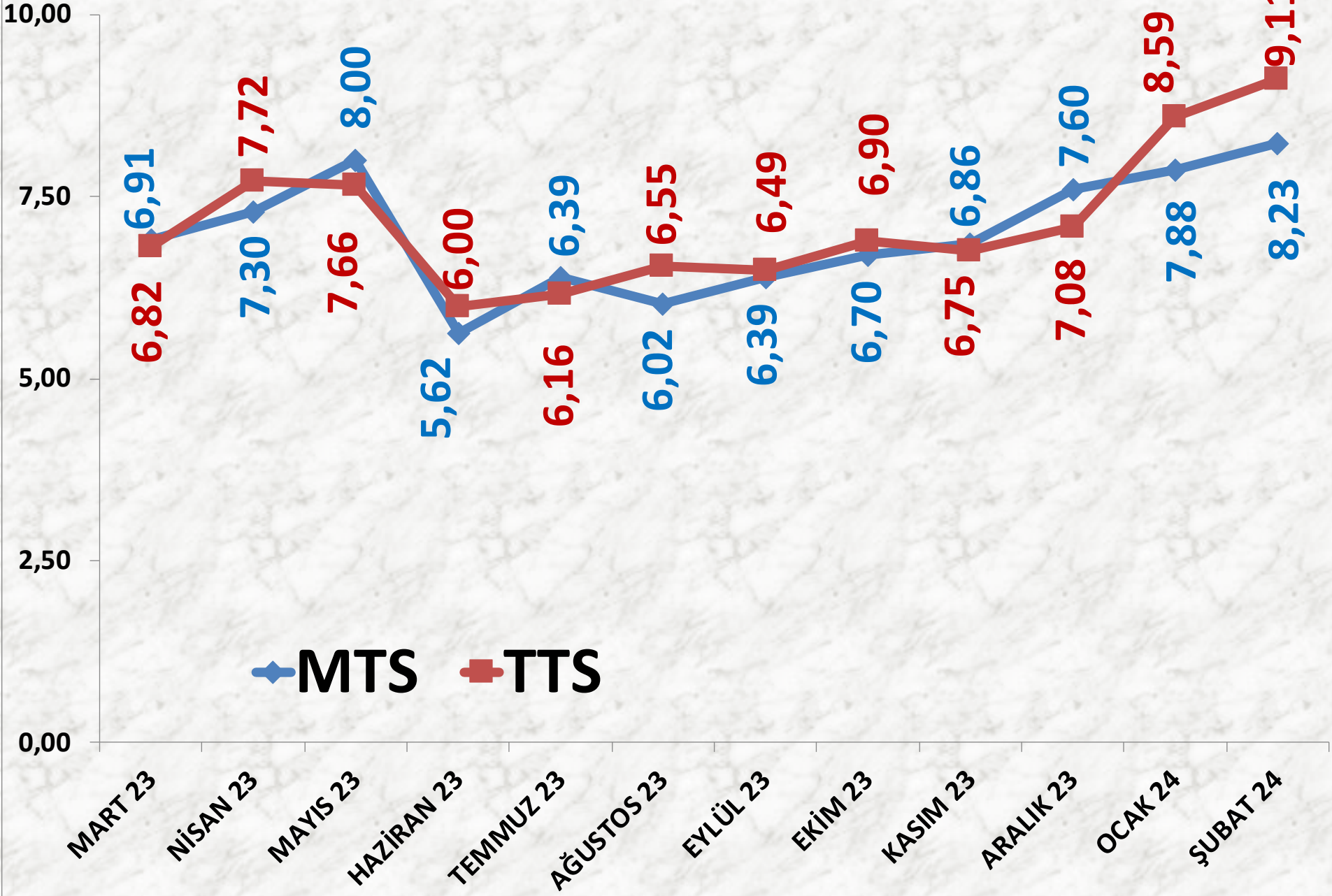
<b>İŞLEM MİKTARI TON</b>	<b>2022 ŞUBAT</b>	<b>2023 ŞUBAT</b>		<b>2024 ŞUBAT</b>	
MTS	438 TON	32%	579 TON	63%	943 TON
TTS	718 TON	181%	2.018 TON	23%	2.481 TON

<b>EN AZ FİYAT</b>	<b>2022 ŞUBAT</b>	<b>2023 ŞUBAT</b>		<b>2024 ŞUBAT</b>	
MTS	2,97 TL	85%	5,50 TL	-9%	5,00 TL
TTS	4,15 TL	65%	6,85 TL	8%	7,40 TL

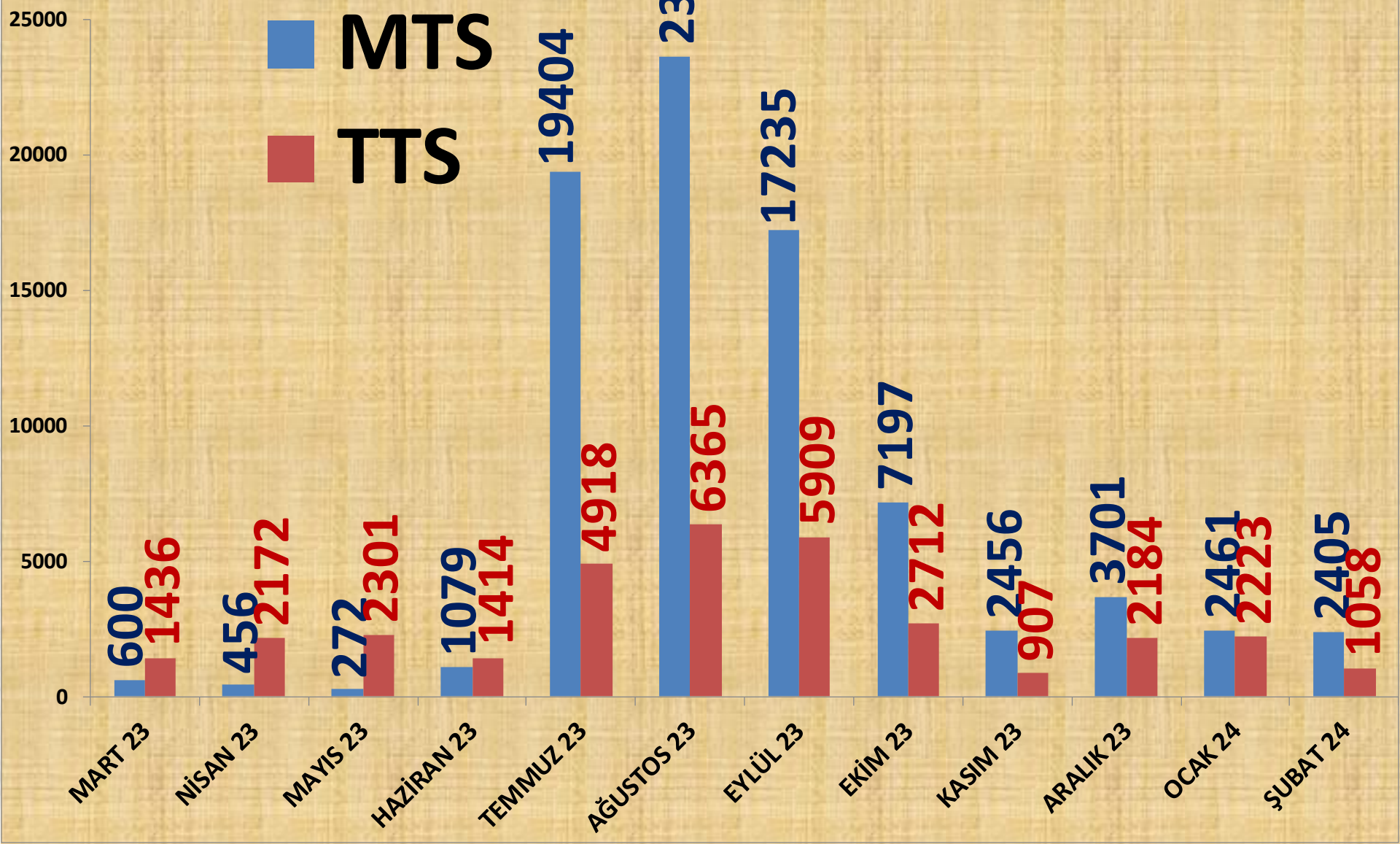
<b>EN ÇOK FİYAT</b>	<b>2022 ŞUBAT</b>	<b>2023 ŞUBAT</b>		<b>2024 ŞUBAT</b>	
MTS	5,60 TL	45%	8,10 TL	23%	10,00 TL
TTS	4,78 TL	73%	8,25 TL	26%	10,40 TL

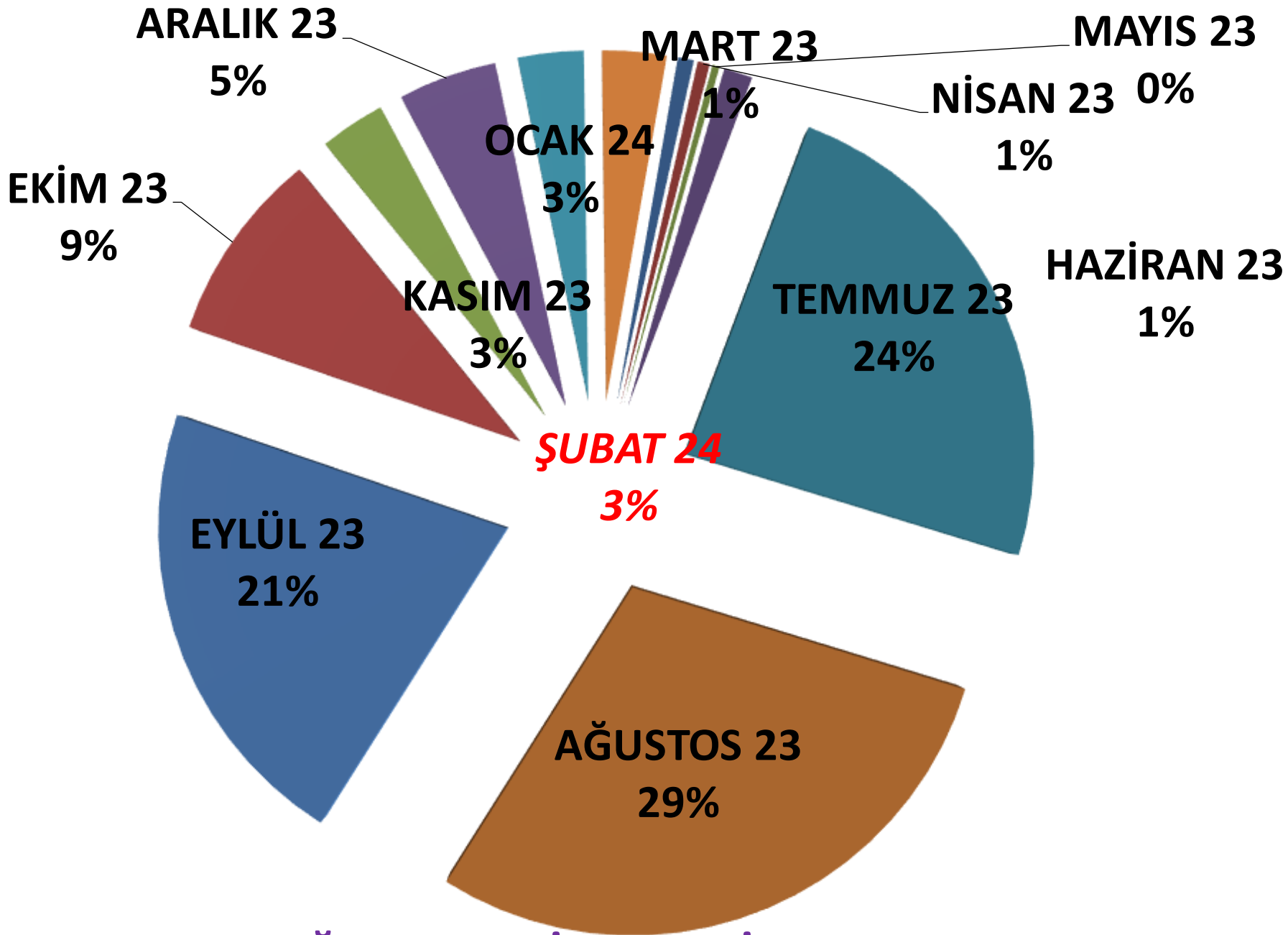
<b>ORTALAMA FİYAT</b>	<b>2022 ŞUBAT</b>	<b>2023 ŞUBAT</b>		<b>2024 ŞUBAT</b>	
MTS	4,16 TL	68%	6,98 TL	18%	8,23 TL
TTS	4,84 TL	63%	7,88 TL	16%	9,11 TL

# AYLIK BUĞDAY FİYAT TRENDİ (TL)



# AYLIK BUĞDAY İŞLEM MİKTARI (TON)



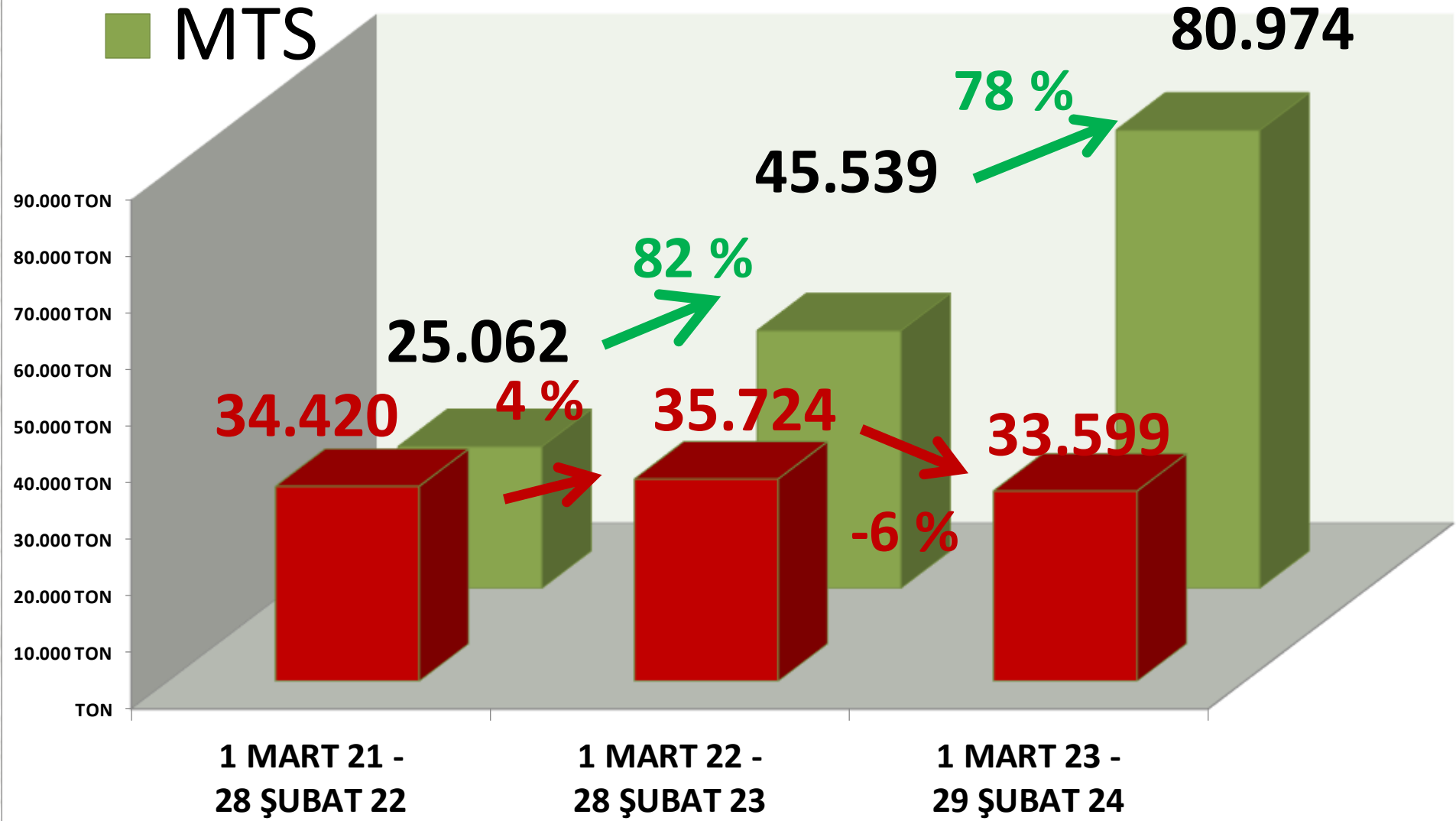


**AYLIK BUĞDAY MTS İŞLEM MİKTARI ORANLARI**

■ TTS

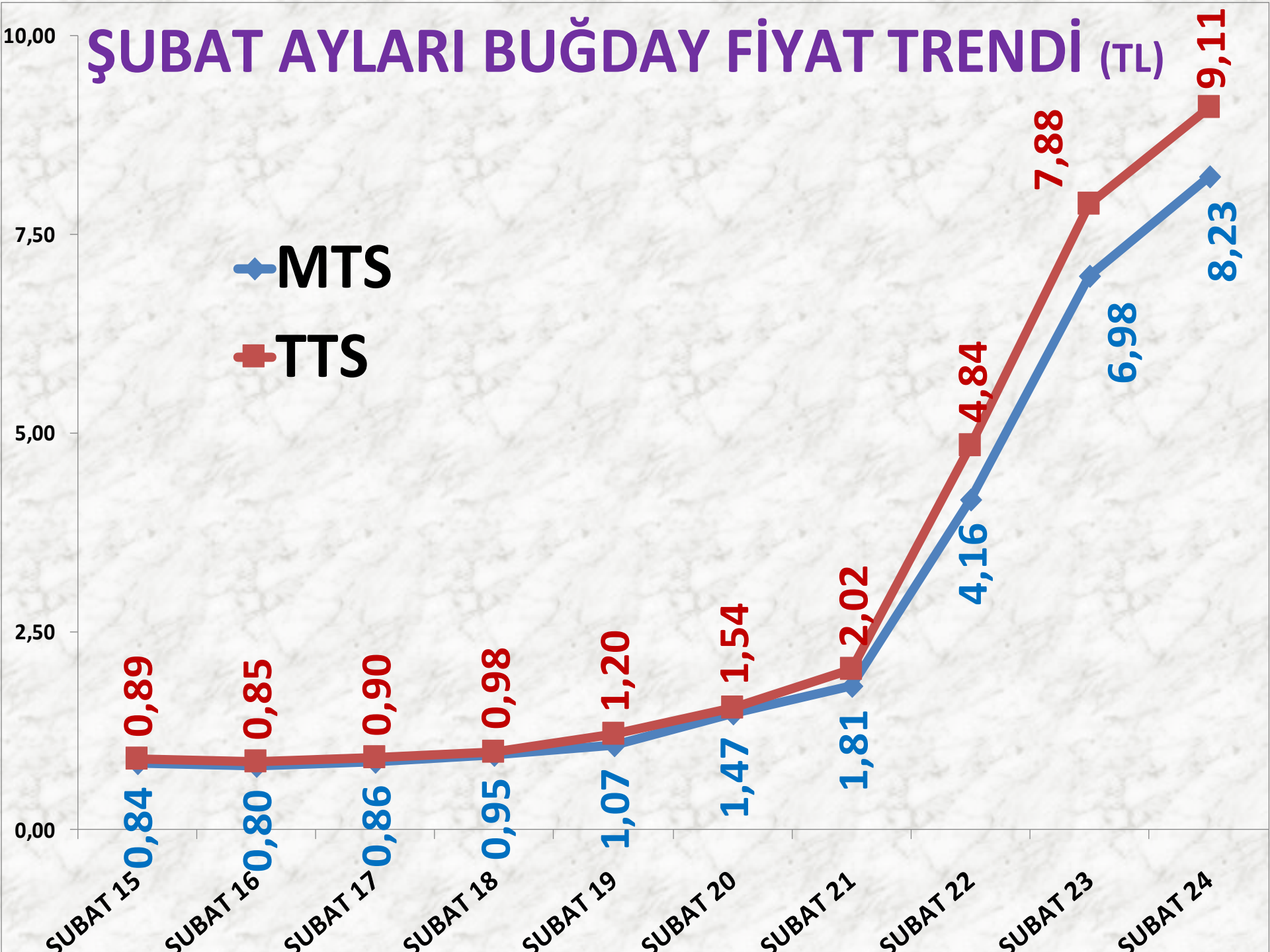
# YILLIK BUĞDAY İŞLEM MİKTARI (TON)

■ MTS



# ŞUBAT AYLARI BUĞDAY FİYAT TRENDİ (TL)

◆ MTS  
■ TTS



# MISIR DANE

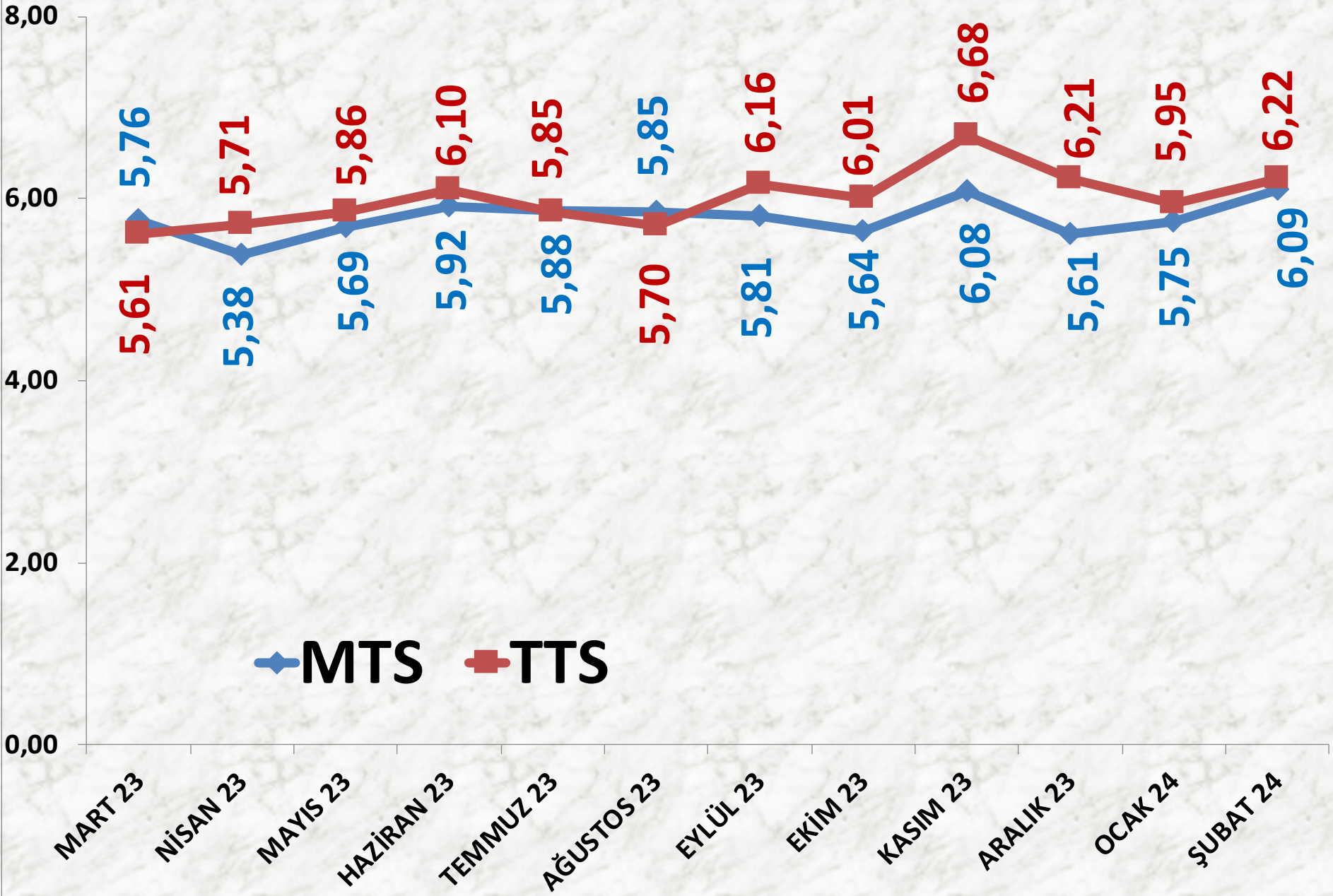
<b>İŞLEM MİKTARI TON</b>	<b>2022 ŞUBAT</b>	<b>2023 ŞUBAT</b>		<b>2024 ŞUBAT</b>	
MTS	2.274 TON	103%	4.611 TON	222%	14.851 TON
TTS	1.250 TON	214%	3.931 TON	62%	6.376 TON

<b>EN AZ FİYAT</b>	<b>2022 ŞUBAT</b>	<b>2023 ŞUBAT</b>		<b>2024 ŞUBAT</b>	
MTS	2,00 TL	130%	4,60 TL	-1%	4,55 TL
TTS	3,60 TL	16%	4,19 TL	21%	5,06 TL

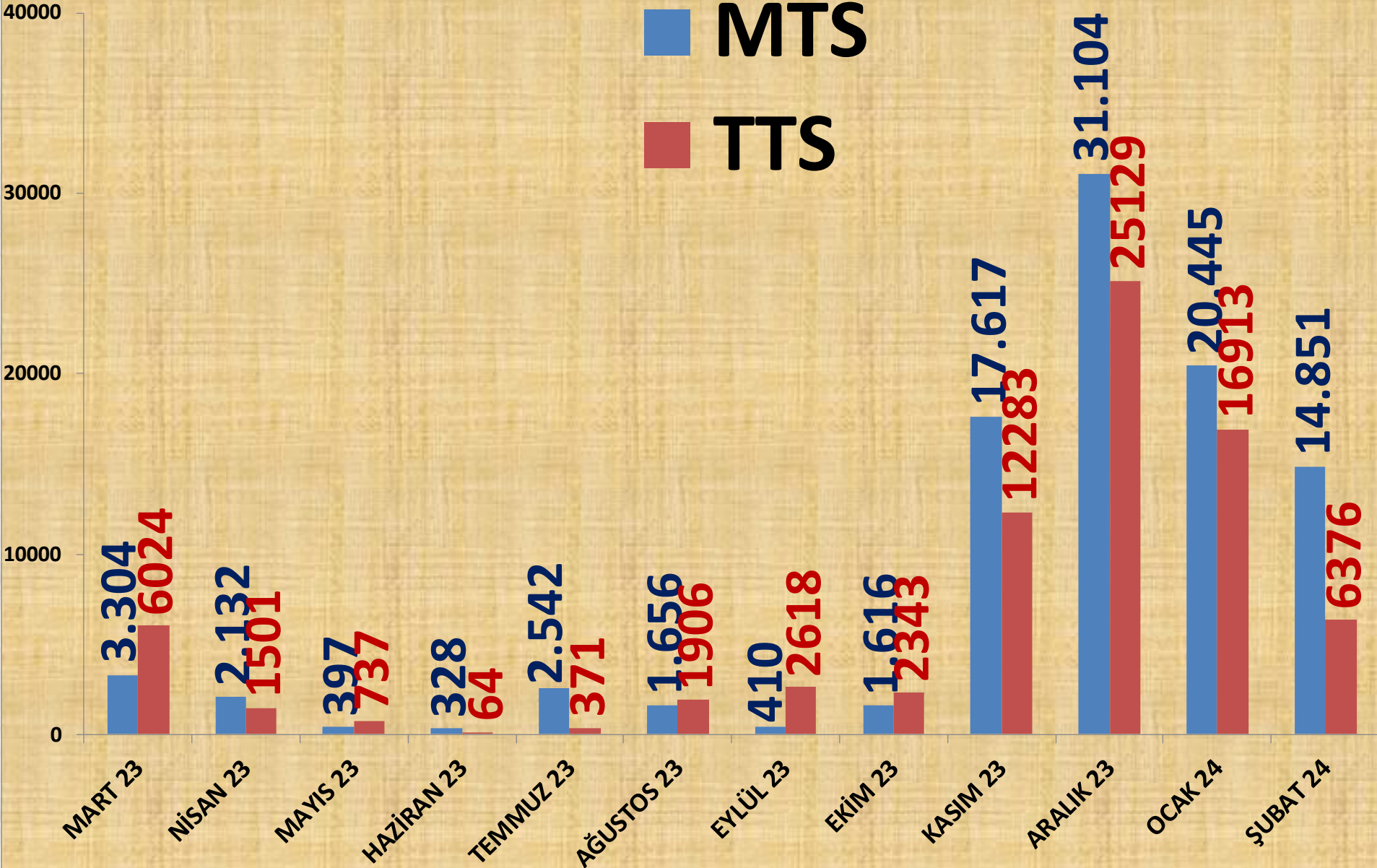
<b>EN ÇOK FİYAT</b>	<b>2022 ŞUBAT</b>	<b>2023 ŞUBAT</b>		<b>2024 ŞUBAT</b>	
MTS	4,73 TL	29%	6,10 TL	18%	7,19 TL
TTS	4,25 TL	47%	6,24 TL	20%	7,50 TL

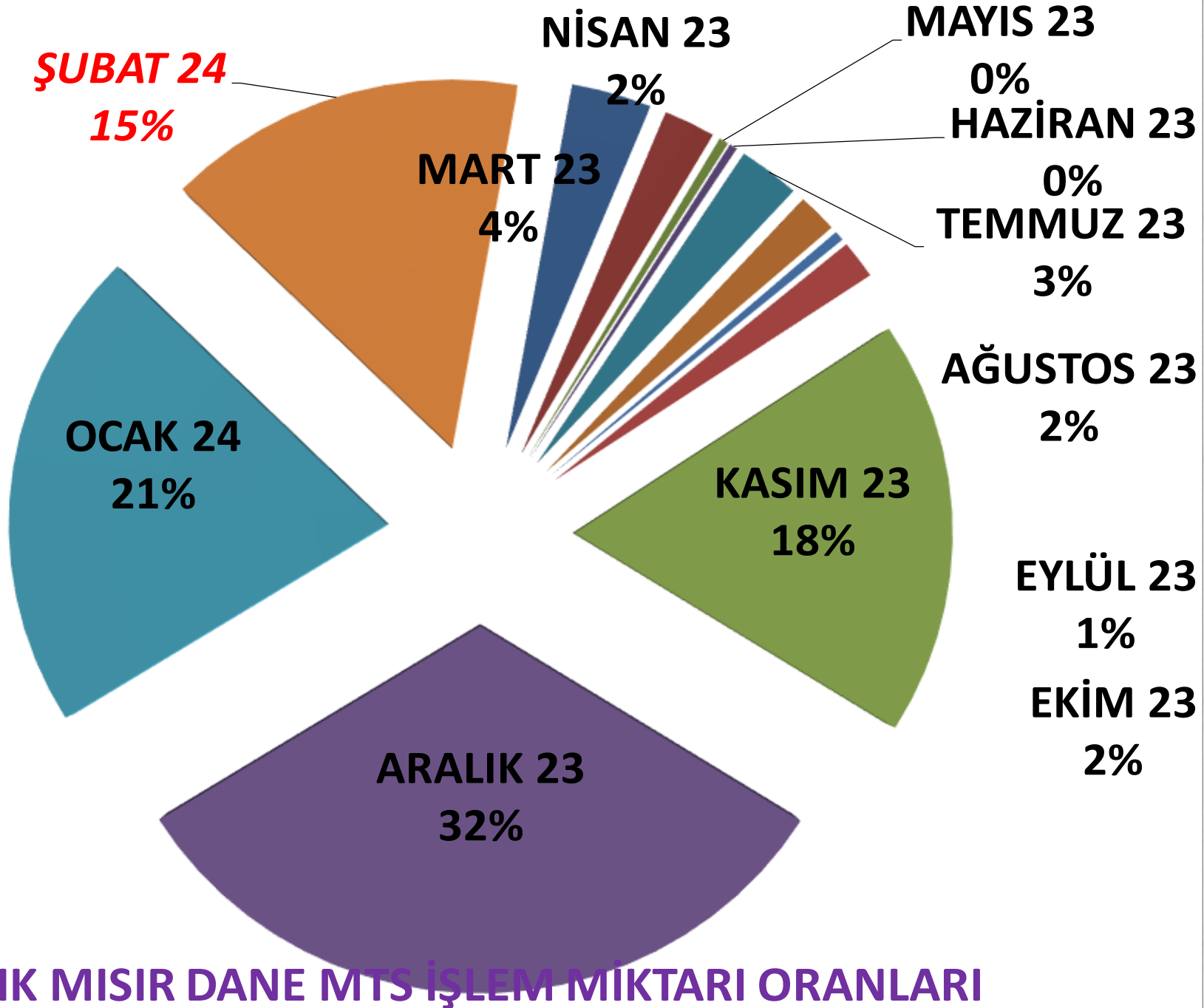
<b>ORTALAMA FİYAT</b>	<b>2022 ŞUBAT</b>	<b>2023 ŞUBAT</b>		<b>2024 ŞUBAT</b>	
MTS	3,85 TL	35%	5,20 TL	17%	6,09 TL
TTS	3,92 TL	46%	5,74 TL	8%	6,22 TL

# AYLIK MISIR DANE FİYAT TRENDİ (TL)



# AYLIK MISIR DANE İŞLEM MİKTARI (TON)

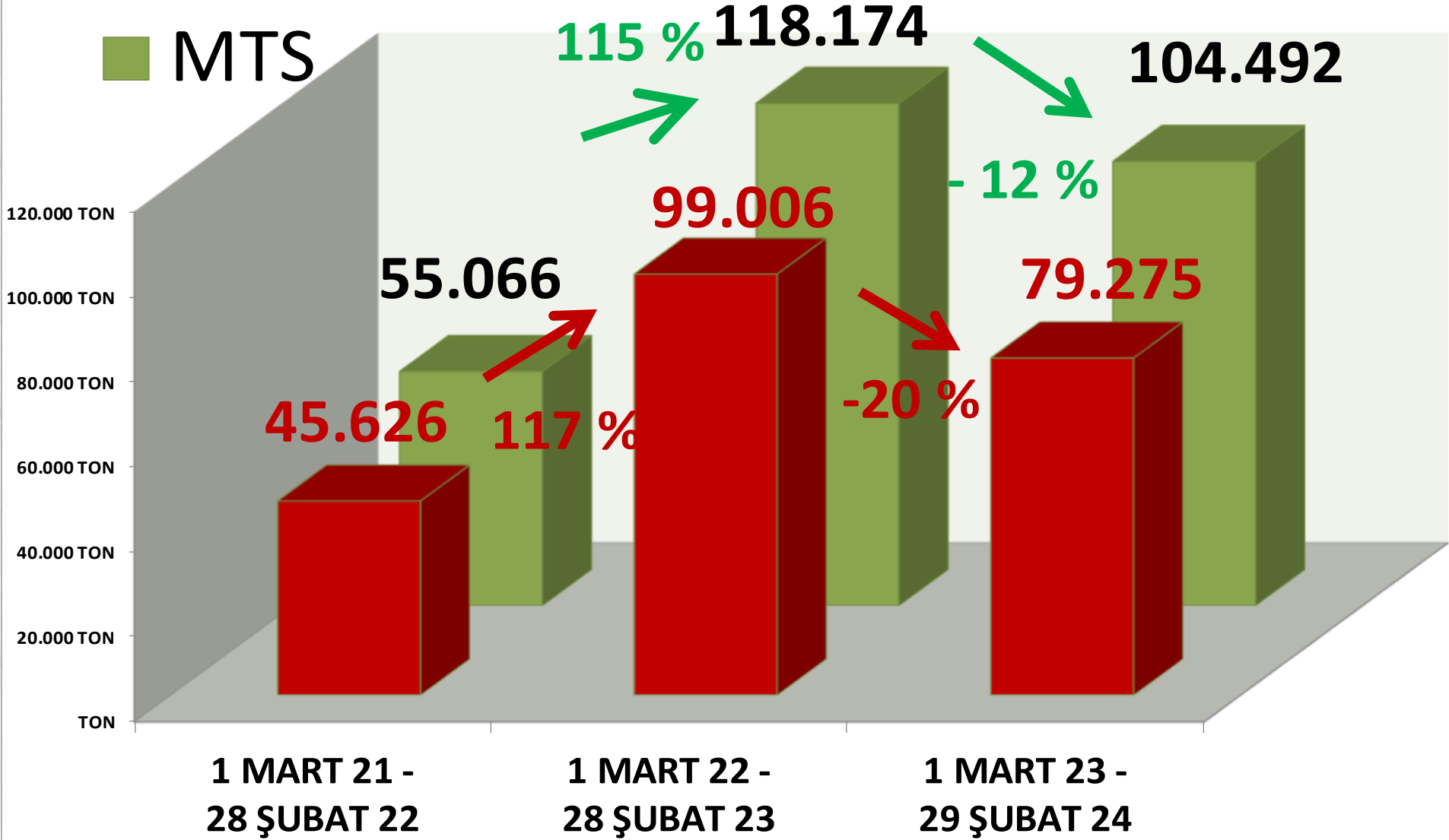




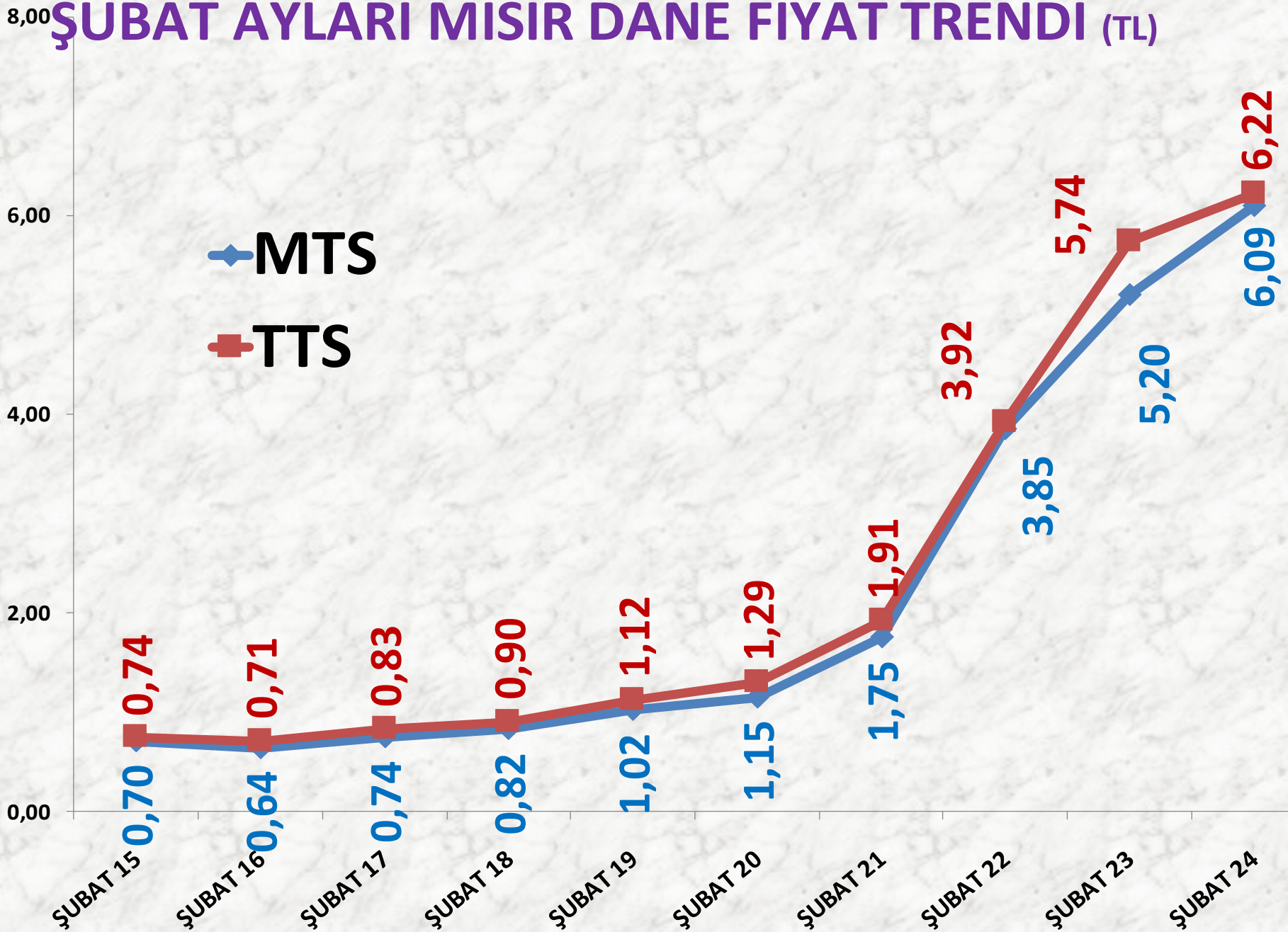
■ TTS

# YILLIK MISIR DANE İŞLEM MİKTARI (TON)

■ MTS



# ŞUBAT AYLARI MISIR DANE FİYAT TRENDİ (TL)



# NOHUT

<b>İŞLEM MİKTARI TON</b>	<b>2022 ŞUBAT</b>	<b>2023 ŞUBAT</b>		<b>2024 ŞUBAT</b>	
MTS	142 TON	100%	283 TON	-21%	223 TON
TTS	366 TON	-100%	0	-	214 TON

<b>EN AZ FİYAT</b>	<b>2022 ŞUBAT</b>	<b>2023 ŞUBAT</b>		<b>2024 ŞUBAT</b>	
MTS	17,00 TL	-12%	15,00 TL	140%	36,00 TL
TTS	5,50 TL	-	-	-	18,85 TL

<b>EN ÇOK FİYAT</b>	<b>2022 ŞUBAT</b>	<b>2023 ŞUBAT</b>		<b>2024 ŞUBAT</b>	
MTS	20,00 TL	99%	39,82 TL	57%	62,52 TL
TTS	19,00 TL	-	-	-	50,00 TL

<b>ORTALAMA FİYAT</b>	<b>2022 ŞUBAT</b>	<b>2023 ŞUBAT</b>		<b>2024 ŞUBAT</b>	
MTS	18,23 TL	60%	29,09 TL	82%	52,86 TL
TTS	8,20 TL	-	-	-	34,56 TL

# NOHUT DOĞAL

<b>İŞLEM MİKTARI TON</b>	<b>2022 ŞUBAT</b>	<b>2023 ŞUBAT</b>		<b>2024 ŞUBAT</b>	
MTS	0	-	179 TON	-54%	82 TON
TTS	123 TON	-	0	-	134 TON

<b>EN AZ FİYAT</b>	<b>2022 ŞUBAT</b>	<b>2023 ŞUBAT</b>		<b>2024 ŞUBAT</b>	
MTS	-	-	20,73 TL	74%	36,00 TL
TTS	7,10 TL	-	-	-	31,50 TL

<b>EN ÇOK FİYAT</b>	<b>2022 ŞUBAT</b>	<b>2023 ŞUBAT</b>		<b>2024 ŞUBAT</b>	
MTS	-	-	28,95 TL	58%	45,76 TL
TTS	14,00 TL	-	-	-	50,00 TL

<b>ORTALAMA FİYAT</b>	<b>2022 ŞUBAT</b>	<b>2023 ŞUBAT</b>		<b>2024 ŞUBAT</b>	
MTS	-	-	26,61 TL	61%	42,91 TL
TTS	8,40 TL	-	-	-	43,52 TL

# NOHUT - ELENMİŐ

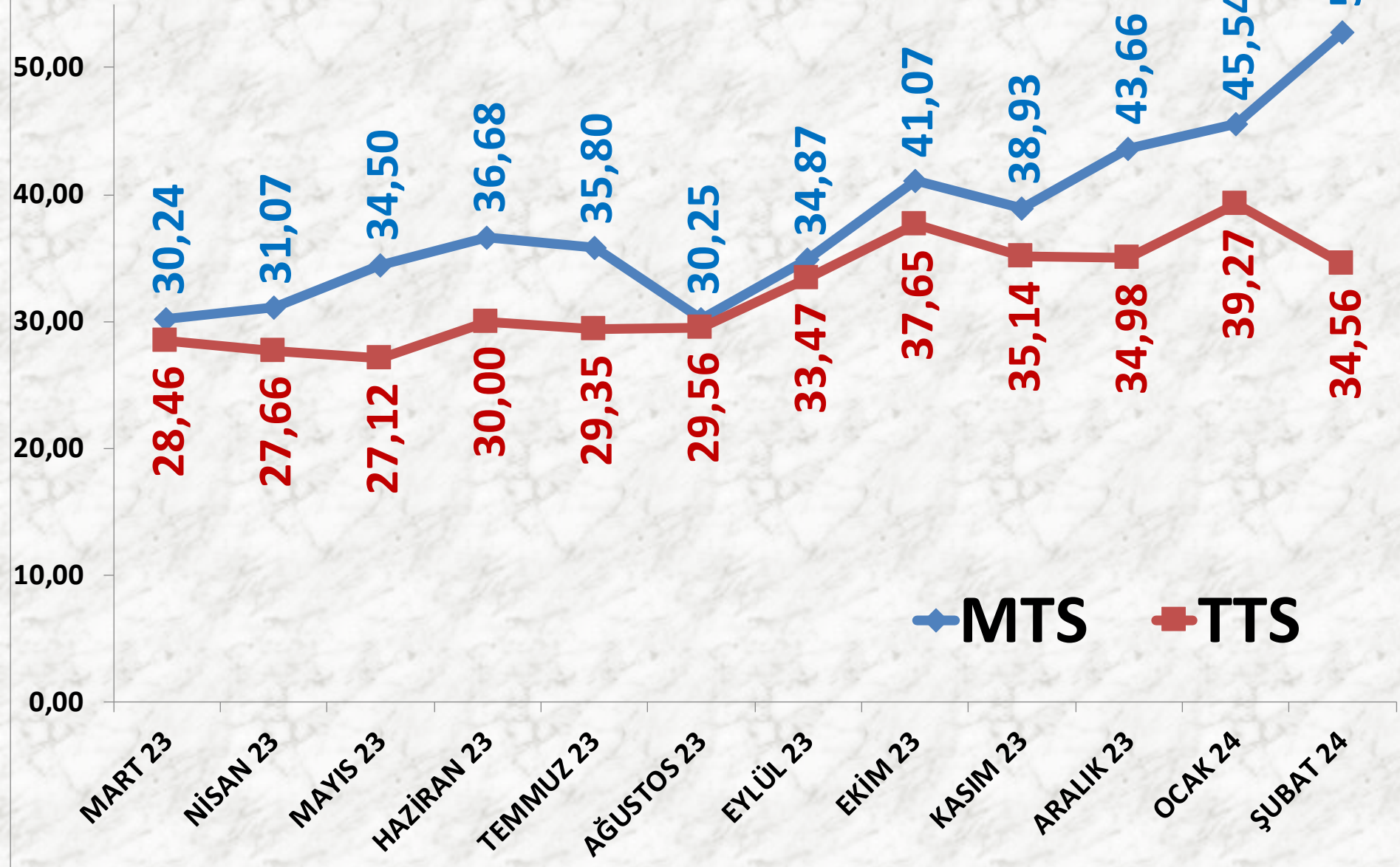
<b>İŐLEM MİKTARI TON</b>	<b>2022 ŐUBAT</b>	<b>2023 ŐUBAT</b>		<b>2024 ŐUBAT</b>	
MTS	142 TON	-31%	98 TON	43%	141 TON
TTS	43 TON	-100%	0	-	0

<b>EN AZ FİYAT</b>	<b>2022 ŐUBAT</b>	<b>2023 ŐUBAT</b>		<b>2024 ŐUBAT</b>	
MTS	17,00 TL	77%	30,06 TL	83%	55,00 TL
TTS	17,00 TL	-	-	-	-

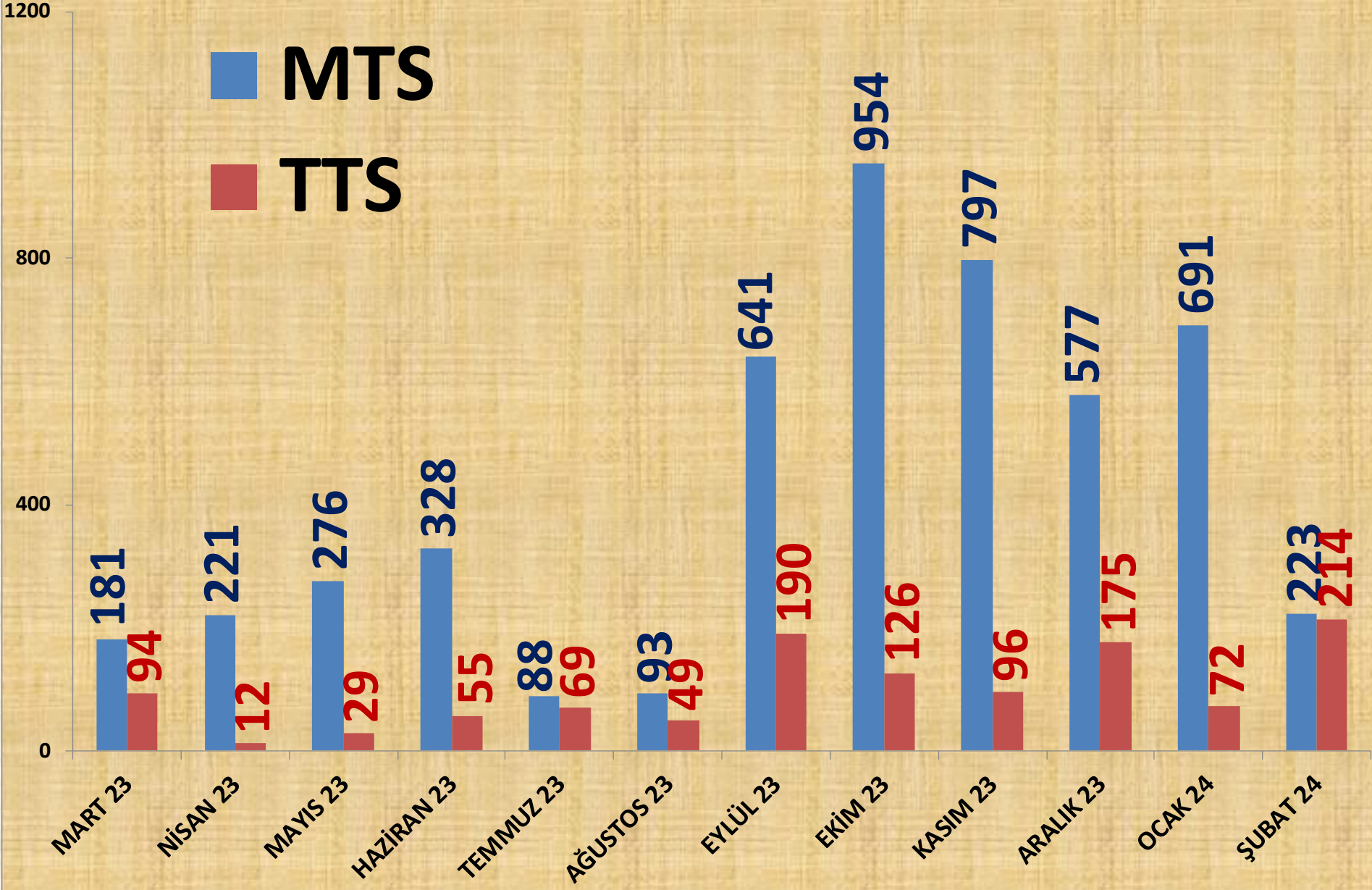
<b>EN ÇOK FİYAT</b>	<b>2022 ŐUBAT</b>	<b>2023 ŐUBAT</b>		<b>2024 ŐUBAT</b>	
MTS	20,00 TL	99%	39,82 TL	57%	62,52 TL
TTS	19,00 TL	-	-	-	-

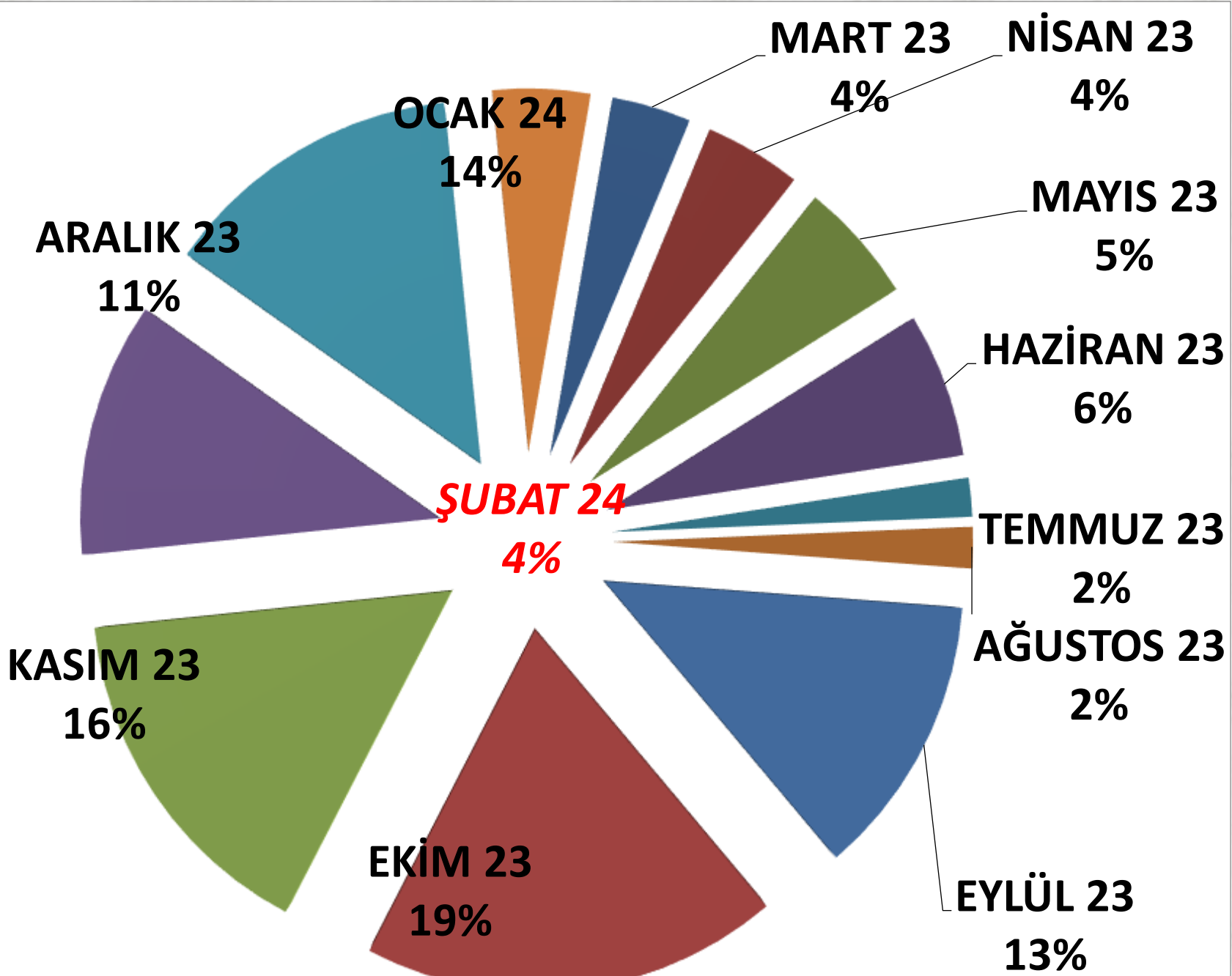
<b>ORTALAMA FİYAT</b>	<b>2022 ŐUBAT</b>	<b>2023 ŐUBAT</b>		<b>2024 ŐUBAT</b>	
MTS	18,23 TL	88%	34,29 TL	71%	58,64 TL
TTS	17,28 TL	-	-	-	-

# AYLIK NOHUT FİYAT TRENDİ (TL)



# AYLIK NOHUT İŞLEM MİKTARI (TON)



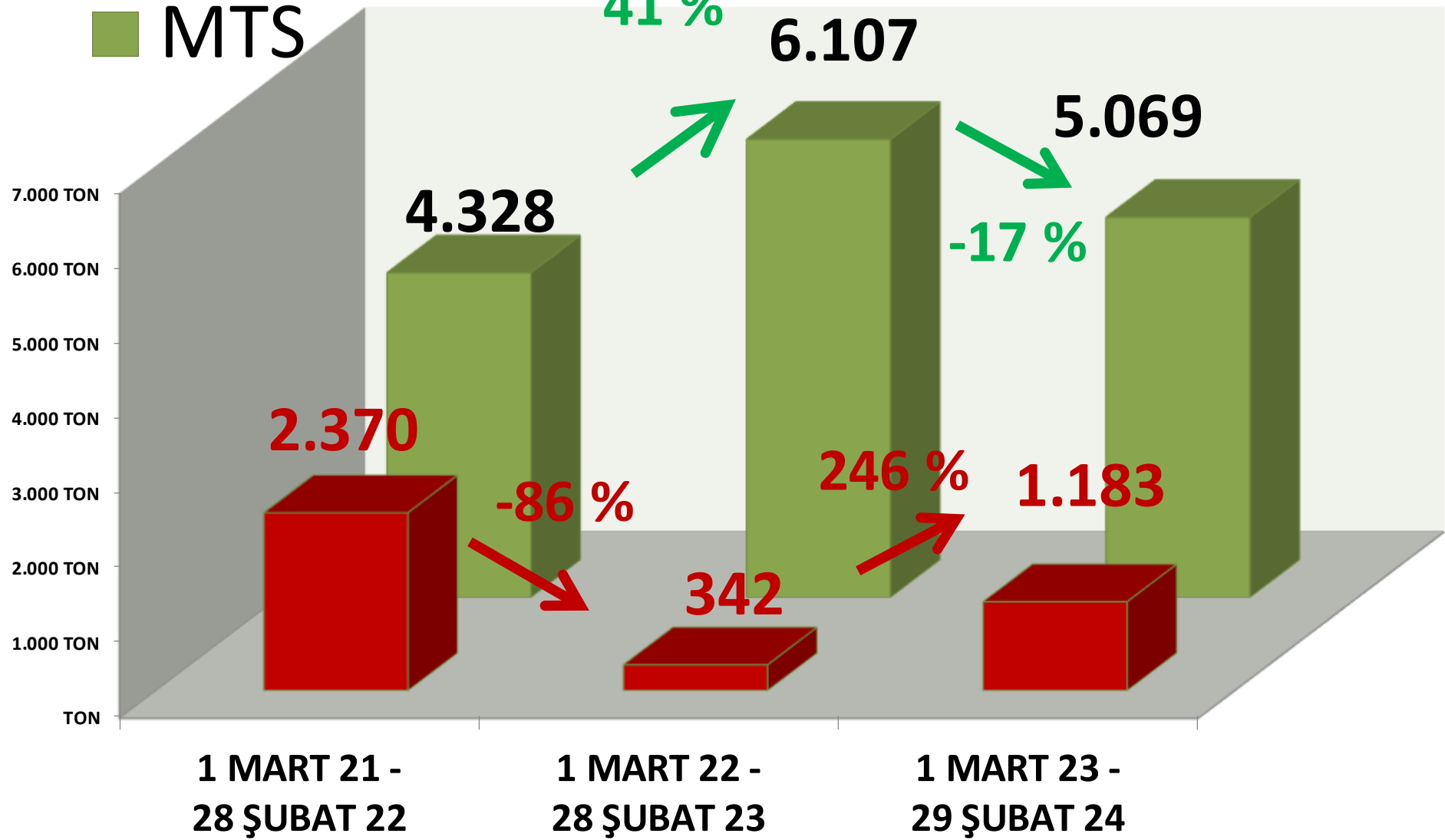


**AYLIK NOHUT MTS İŞLEM MİKTARI ORANLARI**

■ TTS

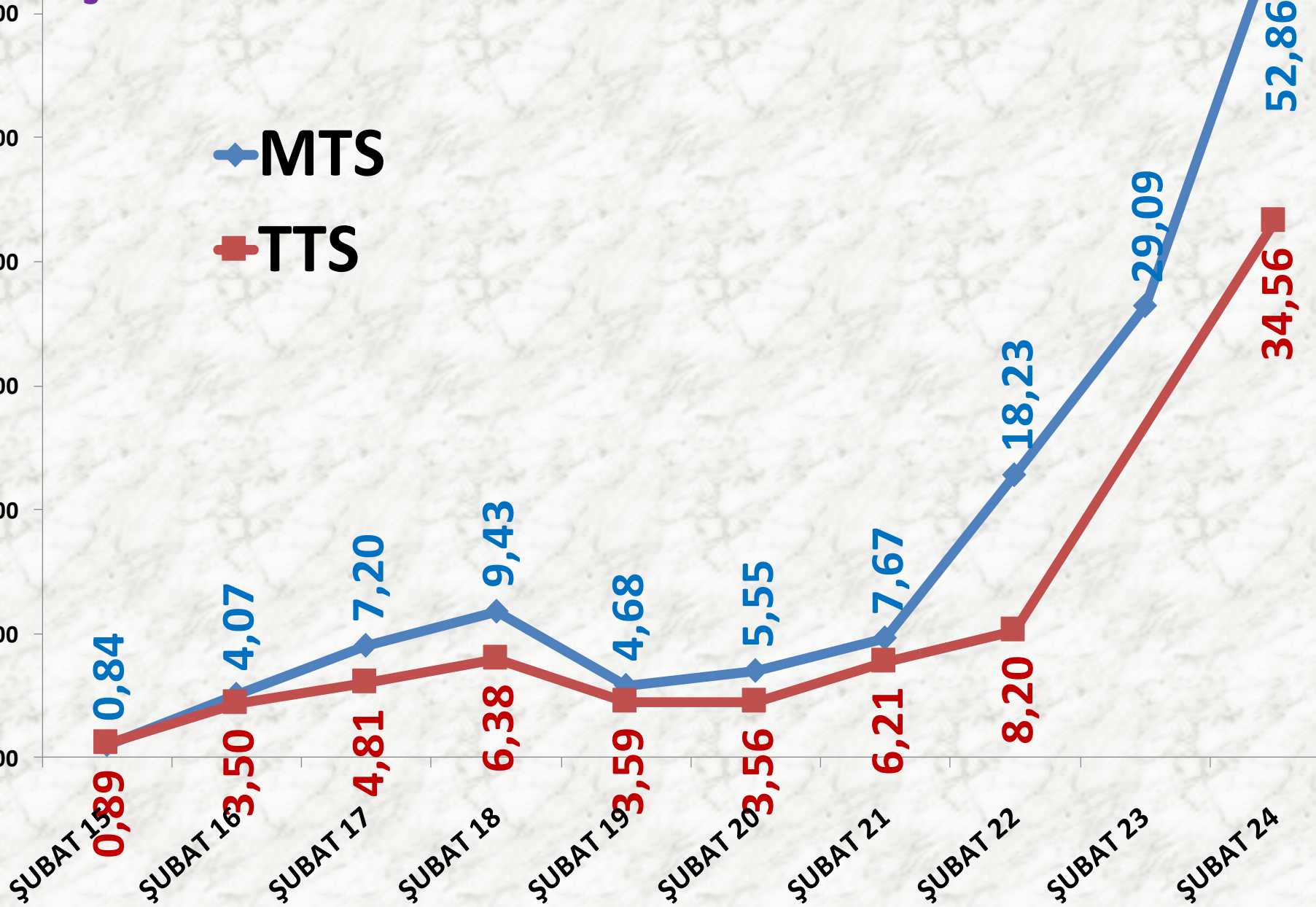
# YILLIK NOHUT İŞLEM MİKTARI (TON)

■ MTS



# ŞUBAT AYLARI NOHUT FİYAT TRENDİ (TL)

◆ MTS  
■ TTS



# BEYAZ LEBLEBİ

## LEBLEBİ BEYAZ 8,50 mm

İŞLEM MİKTARI TON	2022 ŞUBAT		2023 ŞUBAT		2024 ŞUBAT	
	TTS	7 TON	-59%	3 TON	698%	24 TON

## LEBLEBİ BEYAZ 9 mm

İŞLEM MİKTARI TON	2022 ŞUBAT		2023 ŞUBAT		2024 ŞUBAT	
	TTS	69 TON	-60%	27 TON	77%	48 TON

# BEYAZ LEBLEBİ

## LEBLEBİ BEYAZ 9 + 9,50 mm

İŞLEM MİKTARI TON	2022 ŞUBAT		2023 ŞUBAT		2024 ŞUBAT	
	TTS	24 TON	41%	34 TON	18%	40 TON

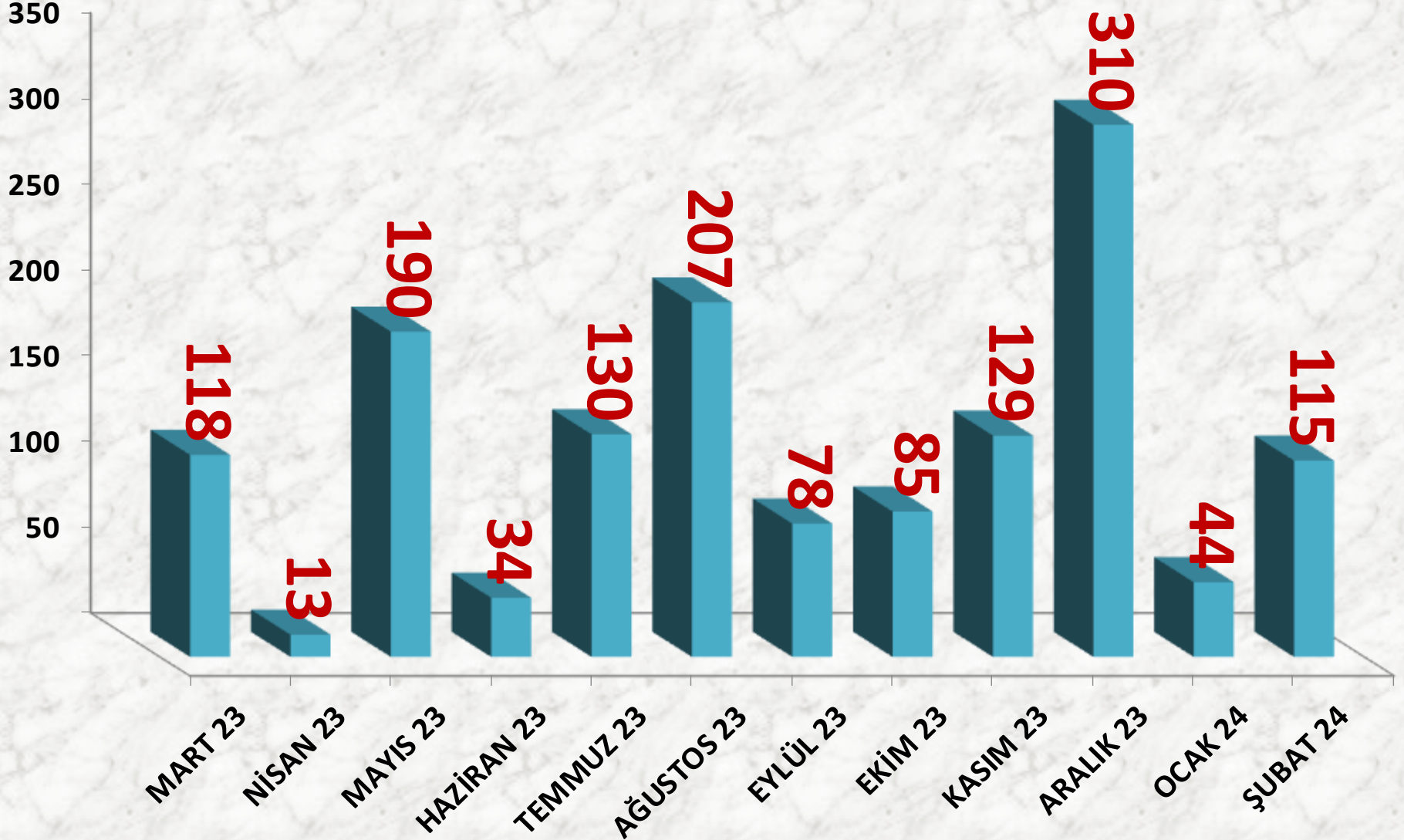
## LEBLEBİ ELENTİ (Beyaz)

İŞLEM MİKTARI TON	2022 ŞUBAT		2023 ŞUBAT		2024 ŞUBAT	
	TTS	16 TON	-63%	6 TON	-57%	3 TON

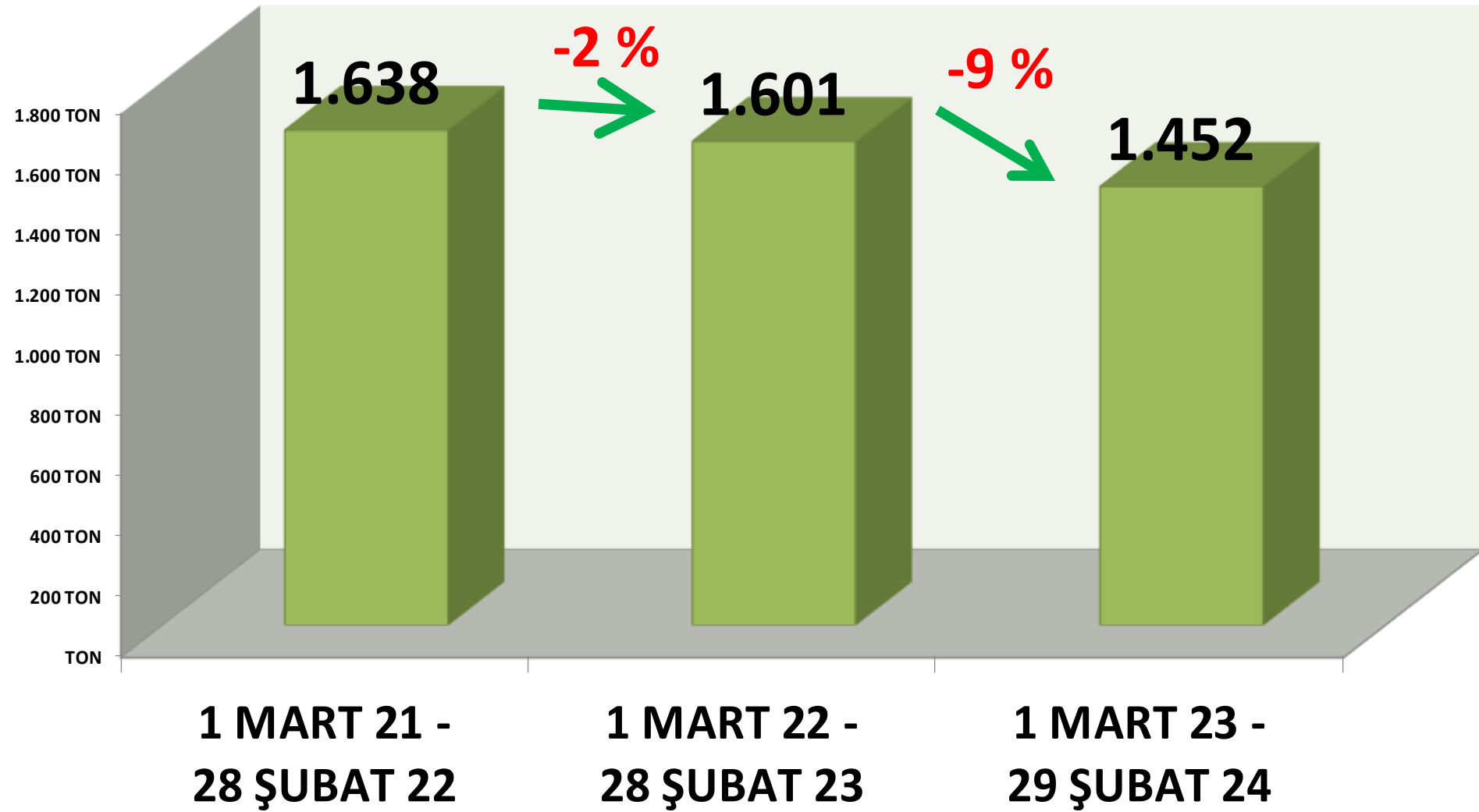
## LEBLEBİ BEYAZ TOPLAM

İŞLEM MİKTARI TON	2022 ŞUBAT		2023 ŞUBAT		2024 ŞUBAT	
	TTS	<u>116 TON</u>	-40%	<u>70 TON</u>	64%	<u>115 TON</u>

# Leblebi Beyaz İşlem Miktarı (Ton)



# YILLIK TOPLAM BEYAZ LEBLEBİ İŞLEM MİKTARI (TON)



## LEBLEBİ BEYAZ 8,50 mm FİYATLARI

FİYAT	2022 ŞUBAT	2023 ŞUBAT		2024 ŞUBAT	
EN AZ	10,00 TL	247%	34,65 TL	96%	68,00 TL
EN ÇOK	11,00 TL	215%	34,65 TL	100%	69,31 TL
ORTALAMA	10,64 TL	226%	34,65 TL	97%	68,11 TL

## LEBLEBİ BEYAZ 9 mm FİYATLARI

FİYAT	2022 ŞUBAT	2023 ŞUBAT		2024 ŞUBAT	
EN AZ	20,00 TL	150%	50,00 TL	80%	90,20 TL
EN ÇOK	33,00 TL	76%	58,00 TL	76%	102,00 TL
ORTALAMA	25,74 TL	96%	50,36 TL	80%	90,60 TL

## LEBLEBİ BEYAZ 9 + 9,50 mm FİYATLARI

FİYAT	2022 ŞUBAT	2023 ŞUBAT		2024 ŞUBAT	
EN AZ	16,00 TL	172%	43,50 TL	68%	73,00 TL
EN ÇOK	18,00 TL	176%	49,75 TL	81%	90,00 TL
ORTALAMA	16,69 TL	181%	46,87 TL	66%	78,01 TL

## LEBLEBİ ELENTİ (Beyaz) Fiyatları

ORTALAMA FİYAT	2022 ŞUBAT	2023 ŞUBAT		2024 ŞUBAT	
	8,31 TL	51%	12,53 TL	-20%	10,00 TL

# SARI LEBLEBİ

## LEBLEBİ SARI 9 mm

<b>İŞLEM MİKT. TON</b>	<b>2022 ŞUBAT</b>	<b>2023 ŞUBAT</b>		<b>2024 ŞUBAT</b>	
TTS	49 TON	-81%	9 TON	22%	11 TON

## LEBLEBİ SARI 9,50 mm

<b>İŞLEM MİKT. TON</b>	<b>2022 ŞUBAT</b>	<b>2023 ŞUBAT</b>		<b>2024 ŞUBAT</b>	
TTS	22 TON	256%	77 TON	-52%	37 TON

## LEBLEBİ SARI 9,75 mm

<b>İŞLEM MİKT. TON</b>	<b>2022 ŞUBAT</b>	<b>2023 ŞUBAT</b>		<b>2024 ŞUBAT</b>	
TTS	121 TON	-14%	104 TON	-63%	39 TON

## LEBLEBİ SARI 10 mm

İŞLEM MİKT. TON	2022 ŞUBAT	2023 ŞUBAT		2024 ŞUBAT	
TTS	531 TON	-82%	94 TON	-94%	6 TON

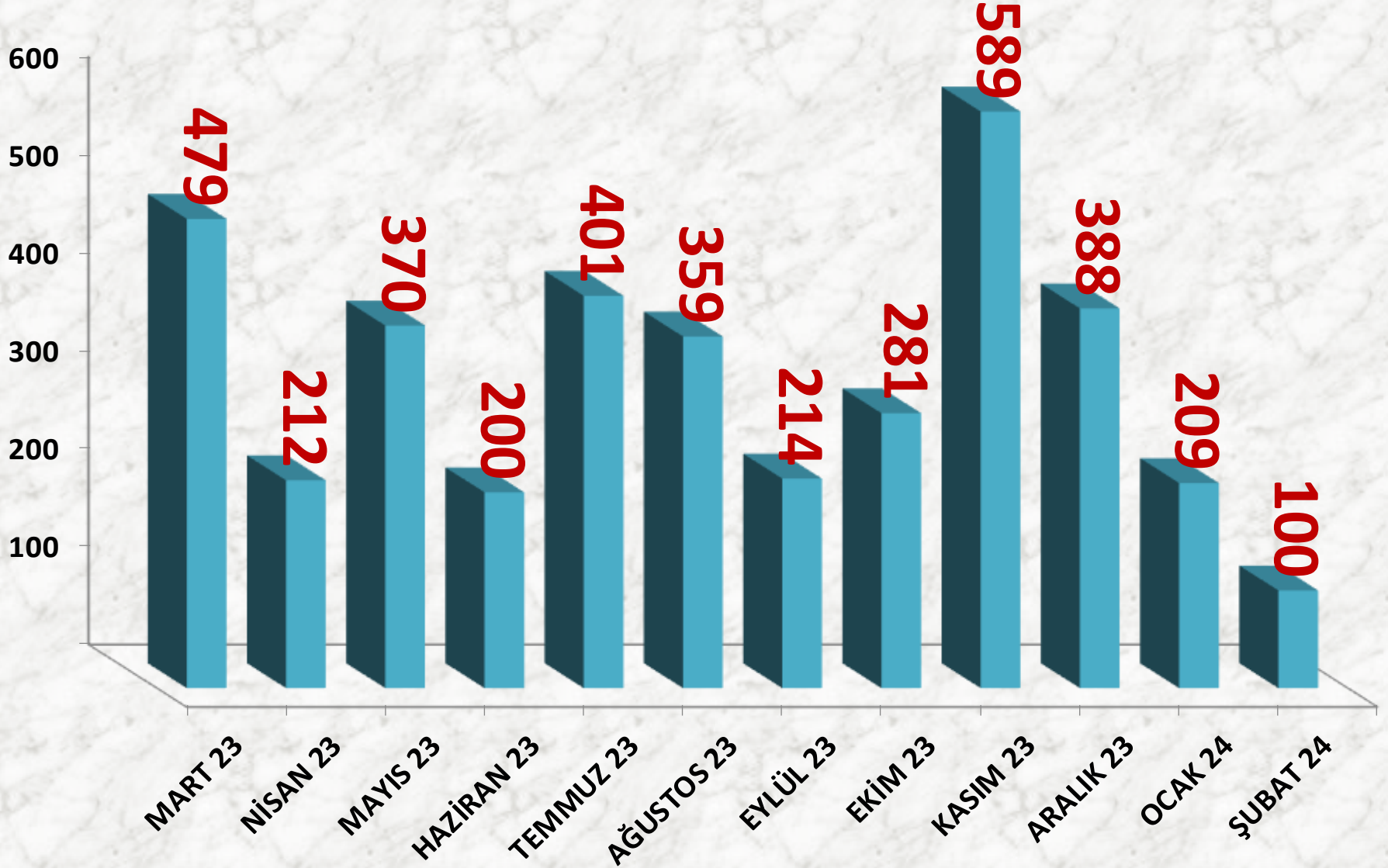
## LEBLEBİ KALBURALTI (SARI)

İŞLEM MİKT. TON	2022 ŞUBAT	2023 ŞUBAT		2024 ŞUBAT	
TTS	11 TON	4%	11 TON	-37%	7 TON

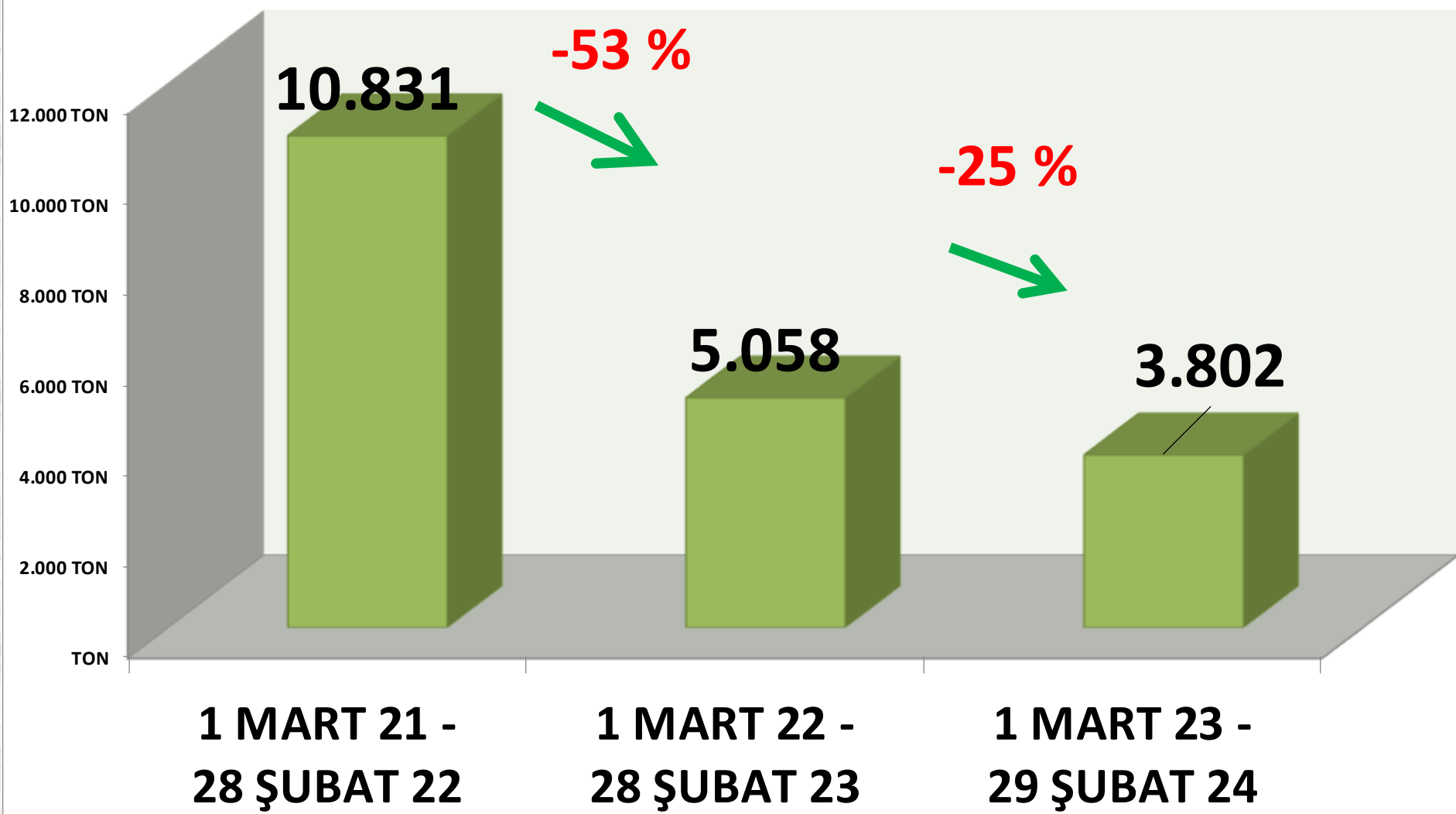
## LEBLEBİ SARI TOPLAM

İŞLEM MİKT. TON	2022 ŞUBAT	2023 ŞUBAT		2024 ŞUBAT	
TTS	<u>733 TON</u>	-60%	<u>295 TON</u>	-66%	<u>100 TON</u>

# Leblebi Sarı İşlem Miktarı (Ton)



# YILLIK TOPLAM SARI LEBLEBİ İŞLEM MİKTARI (TON)



## LEBLEBİ SARI 9 mm FİYATLARI

	2022 ŞUBAT	2023 ŞUBAT		2024 ŞUBAT	
EN AZ	9,10 TL	263%	33,00 TL	58%	52,00 TL
EN ÇOK	12,00 TL	175%	33,00 TL	104%	67,33 TL
ORTALAMA	9,29 TL	255%	33,00 TL	91%	62,87 TL

## LEBLEBİ SARI 9,50 mm FİYATLARI

	2022 ŞUBAT	2023 ŞUBAT		2024 ŞUBAT	
EN AZ	14,50 TL	162%	38,00 TL	96%	74,50 TL
EN ÇOK	15,00 TL	187%	43,00 TL	86%	80,00 TL
ORTALAMA	14,90 TL	182%	42,07 TL	84%	77,60 TL

## LEBLEBİ SARI 9,75 mm FİYATLARI

	2022 ŞUBAT	2023 ŞUBAT		2024 ŞUBAT	
EN AZ	16,20 TL	184%	46,00 TL	76%	81,00 TL
EN ÇOK	18,00 TL	169%	48,50 TL	86%	90,00 TL
ORTALAMA	16,76 TL	181%	47,16 TL	77%	83,51 TL

## LEBLEBİ SARI 10 mm FİYATLARI

	2022 ŞUBAT	2023 ŞUBAT		2024 ŞUBAT	
EN AZ	18,50 TL	173%	50,50 TL	82%	92,00 TL
EN ÇOK	36,00 TL	78%	64,00 TL	48%	95,00 TL
ORTALAMA	22,91 TL	133%	53,31 TL	74%	92,50 TL

## LEBLEBİ KALBURALTI (SARI) FİYATLARI

	2022 ŞUBAT	2023 ŞUBAT		2024 ŞUBAT	
ORTALAMA FİYAT	8,48 TL	174%	23,22 TL	81%	42,00 TL

# YILLIK YURTIÇİ TOPLAM LEBLEBİ İŞLEM MİKTARI

<b>MIKTAR</b>	<b>1 MART 21 - 28 ŞUBAT 22</b>	<b>1 MART 22 - 28 ŞUBAT 23</b>		<b>1 MART 23 - 29 ŞUBAT 24</b>	
<b>SARI</b>	<b>10.831 TON</b>	<b>-53%</b>	<b>5.058 TON</b>	<b>-25%</b>	<b>3.802 TON</b>
<b>BEYAZ</b>	<b>1.638 TON</b>	<b>-2%</b>	<b>1.601 TON</b>	<b>-9%</b>	<b>1.452 TON</b>
<b>KAPL.+KIRIK</b>	<b>2.707 TON</b>	<b>-21%</b>	<b>2.147 TON</b>	<b>-3%</b>	<b>2.087 TON</b>
<b>LEBLEBİ TOPLAM</b>	<b>15.177 TON</b>	<b>-42%</b>	<b>8.806 TON</b>	<b>-17%</b>	<b>7.341 TON</b>

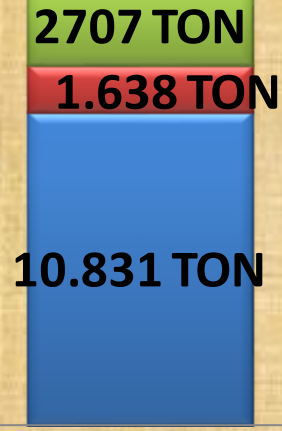
# YILLIK TOPLAM TTS LEBLEBİ TESCİLİ

■ KAPL. + KIRIK

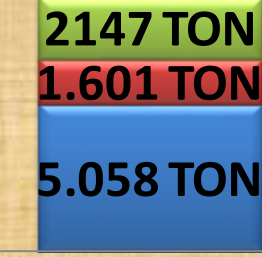
■ BEYAZ

■ SARI

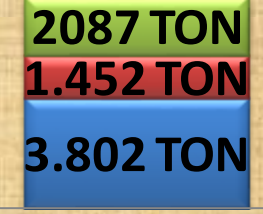
40.000 TON  
35.000 TON  
30.000 TON  
25.000 TON  
20.000 TON  
15.000 TON  
10.000 TON  
5.000 TON  
TON



-41 %



-20 %



1 MART 21 -  
28 ŞUBAT 22

1 MART 22 -  
28 ŞUBAT 23

1 MART 23 -  
29 ŞUBAT 24

# LEBLEBİ İHRACAT MİKTARLARI

## 2022 ŞUBAT

SARI LEBLEBİ	21.940 kg.
BEYAZ LEBLEBİ	5.520 kg.
KAPLAMALI LEBLEBİ	-
KIRIK LEBLEBİ	-
LEBLEBİ UNU	800 kg.
LEBLEBİ KALBURALTI	-
TOPLAM	28.260 kg.

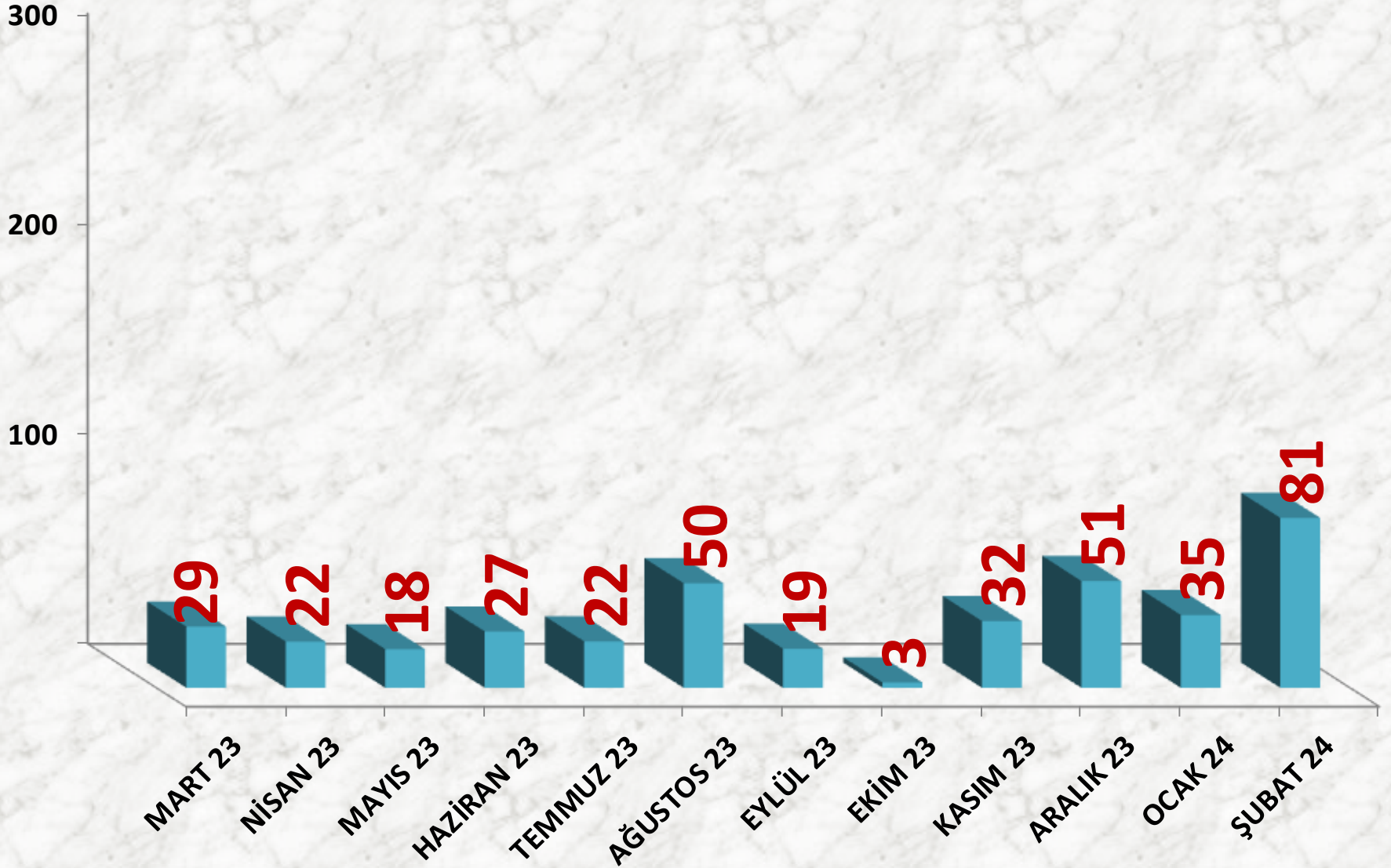
## 2023 ŞUBAT

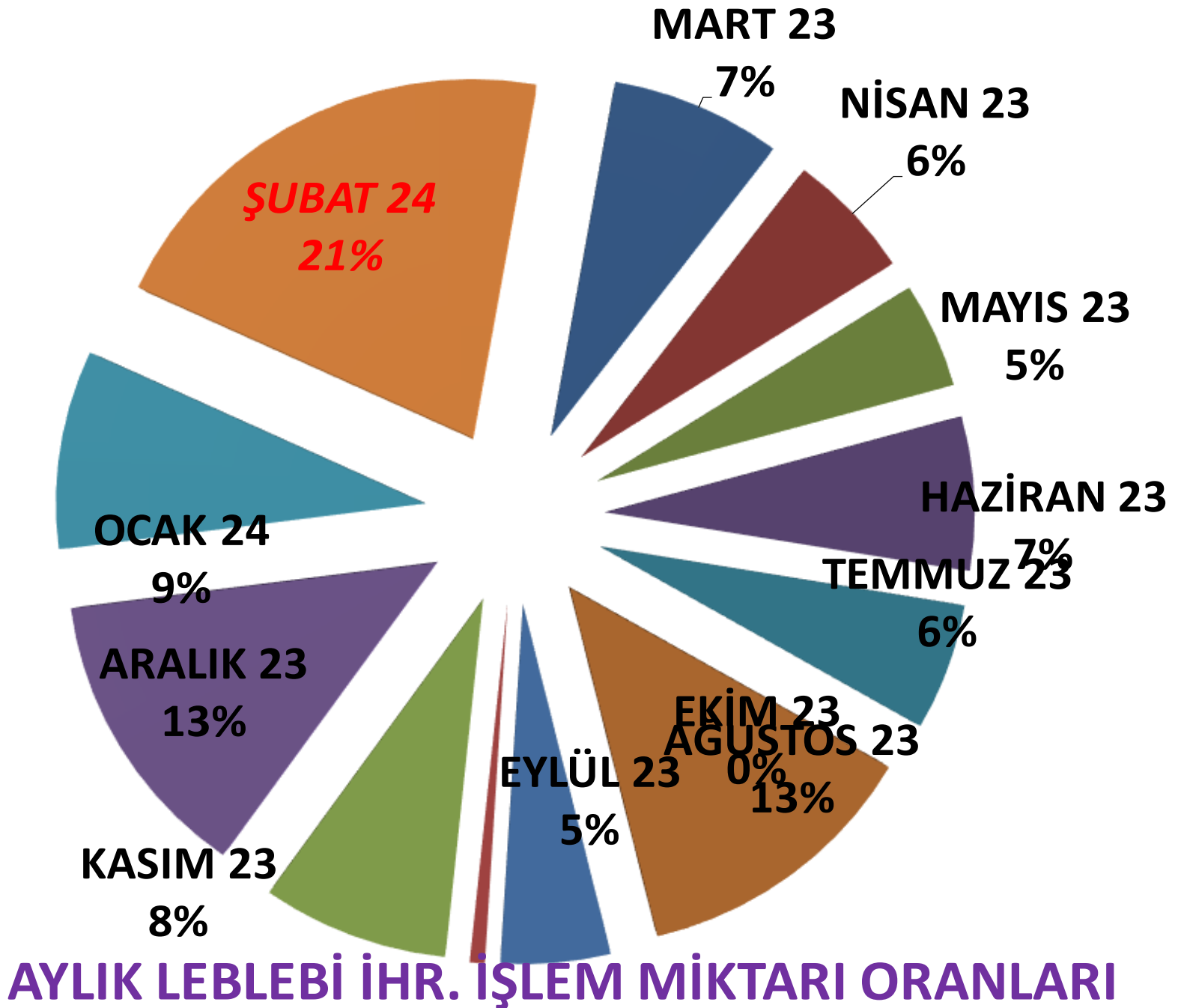
SARI LEBLEBİ	9.360 kg.
BEYAZ LEBLEBİ	4.340 kg.
KAPLAMALI LEBLEBİ	1.500 kg.
KIRIK LEBLEBİ	-
LEBLEBİ UNU	800 kg.
LEBLEBİ KALBURALTI	kg.
TOPLAM	16.000 kg.

## 2024 ŞUBAT

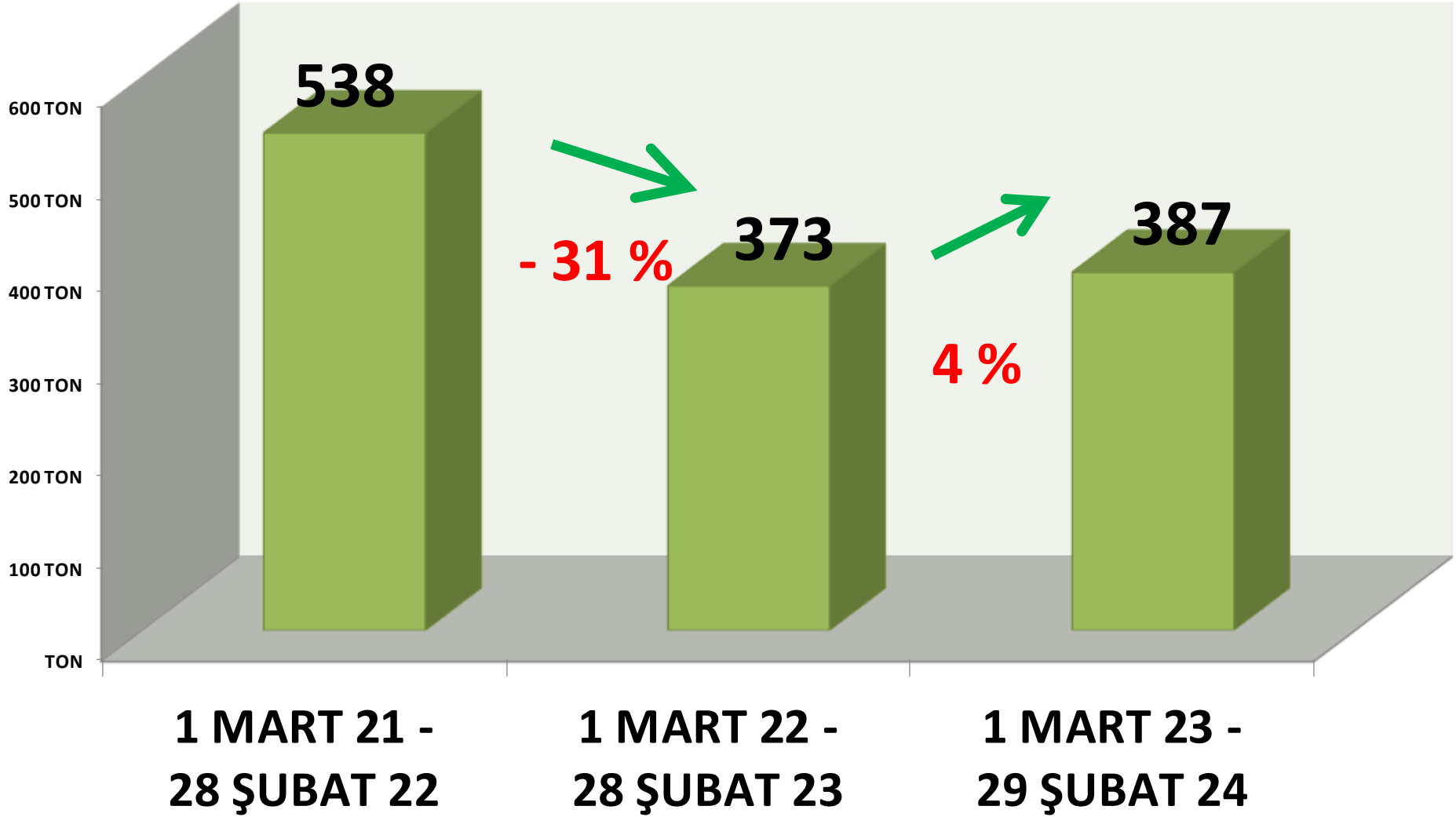
SARI LEBLEBİ	49.676 kg.
BEYAZ LEBLEBİ	24.660 kg.
KAPLAMALI LEBLEBİ	3.920 kg.
KIRIK LEBLEBİ	-
LEBLEBİ UNU	2.640 kg.
LEBLEBİ KALBURALTI	-
TOPLAM	80.896 kg.

# Leblebi İhracat (Ton)





# YILLIK TOPLAM LEBLEBİ İHRACAT MİKTARI (TON)



# AYÇEKİRDEĞİ

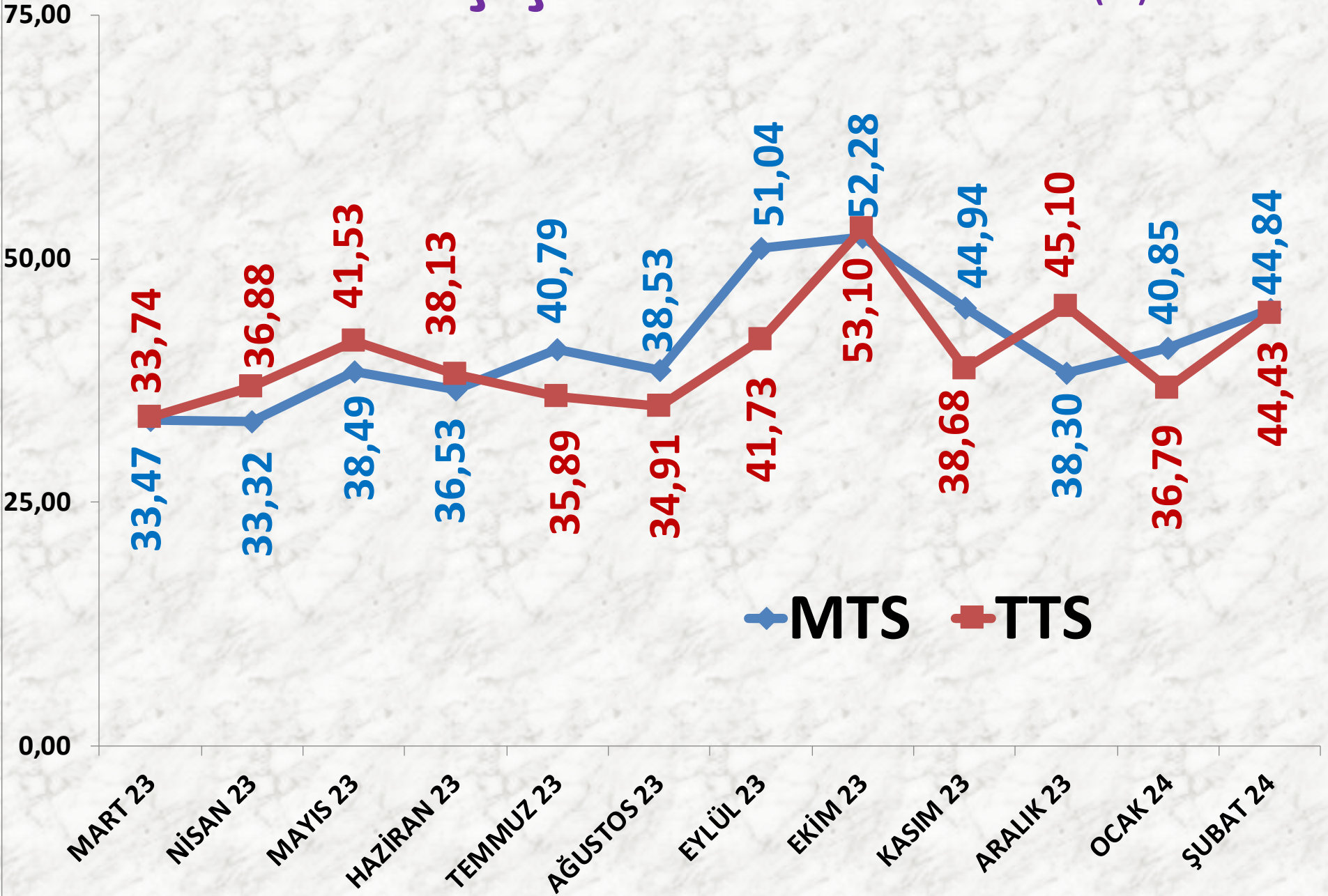
<b>İŞLEM MİKTARI TON</b>	<b>2022 ŞUBAT</b>	<b>2023 ŞUBAT</b>		<b>2024 ŞUBAT</b>	
MTS	906 TON	-2%	885 TON	93%	1.710 TON
TTS	2.106 TON	-62%	793 TON	151%	1.994 TON

<b>EN AZ FİYAT</b>	<b>2022 ŞUBAT</b>	<b>2023 ŞUBAT</b>		<b>2024 ŞUBAT</b>	
MTS	9,00 TL	154%	22,89 TL	0%	23,00 TL
TTS	8,50 TL	118%	18,50 TL	62%	30,00 TL

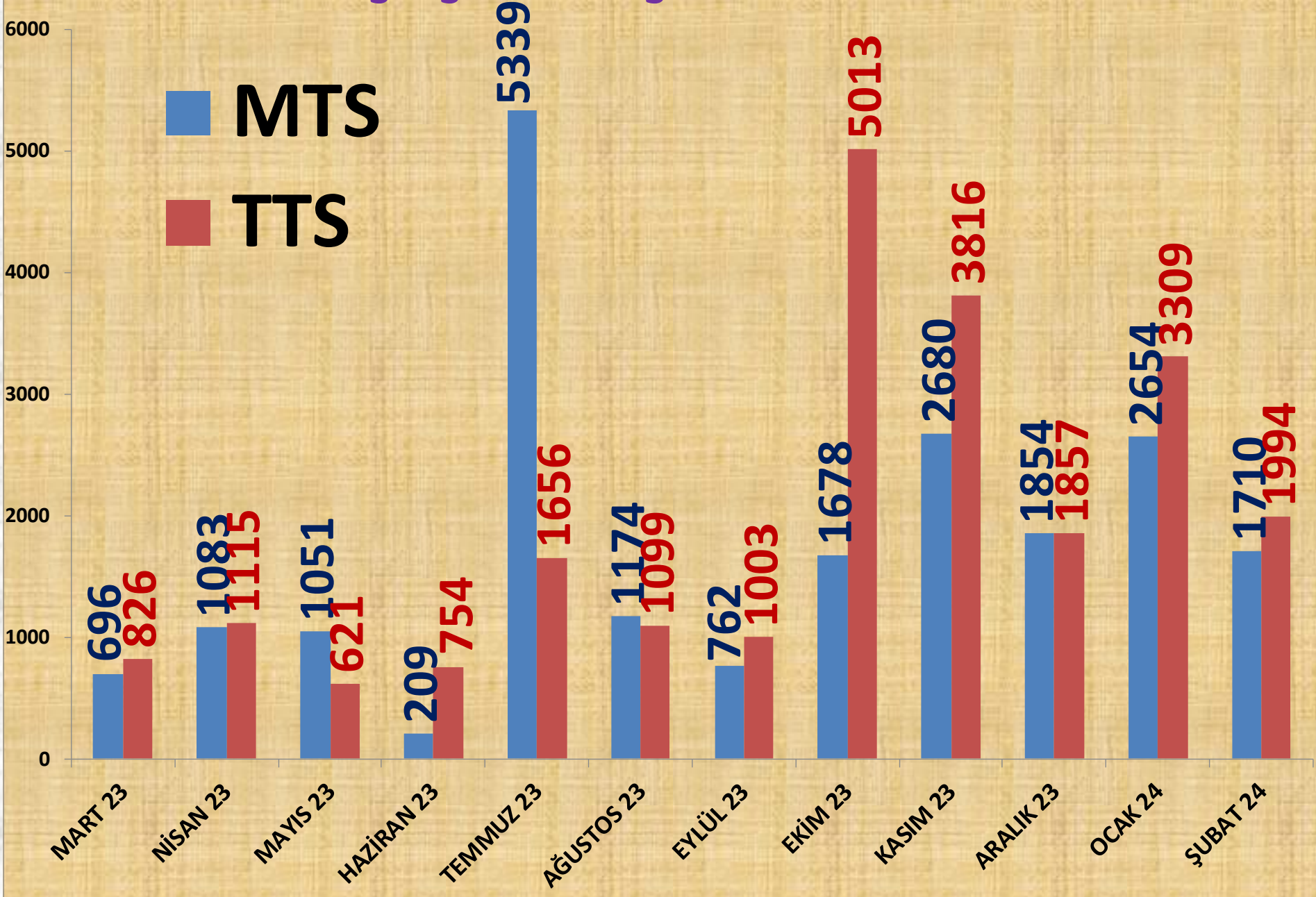
<b>EN ÇOK FİYAT</b>	<b>2022 ŞUBAT</b>	<b>2023 ŞUBAT</b>		<b>2024 ŞUBAT</b>	
MTS	16,77 TL	118%	36,50 TL	200%	109,53 TL
TTS	26,50 TL	69%	44,68 TL	68%	75,00 TL

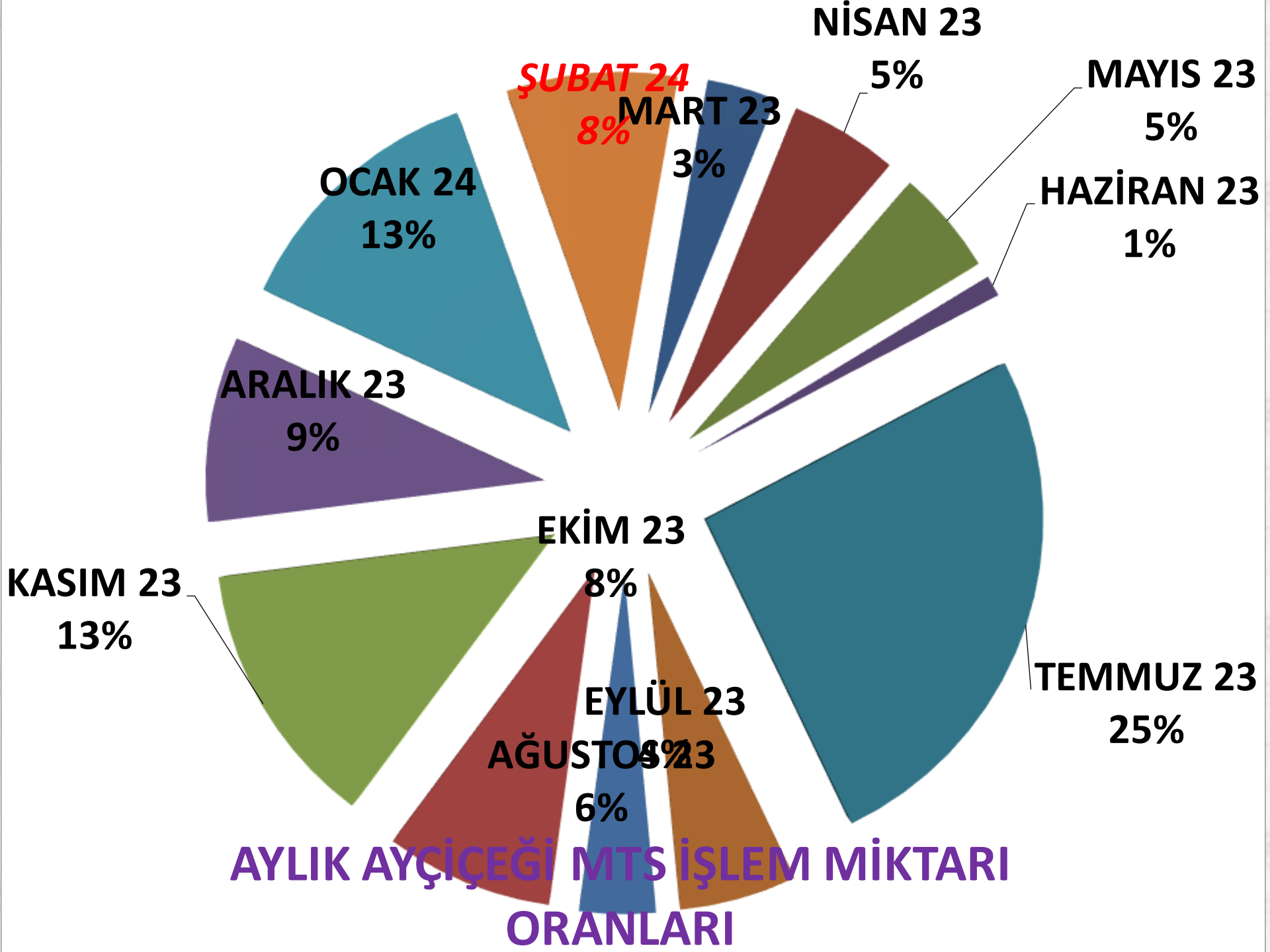
<b>ORTALAMA FİYAT</b>	<b>2022 ŞUBAT</b>	<b>2023 ŞUBAT</b>		<b>2024 ŞUBAT</b>	
MTS	10,72 TL	153%	27,16 TL	65%	44,84 TL
TTS	11,34 TL	179%	31,64 TL	40%	44,43 TL

# AYLIK AYÇİÇEĞİ FİYAT TRENDİ (TL)



# AYLIK AYÇİÇEĞİ İŞLEM MİKTARI (TON)

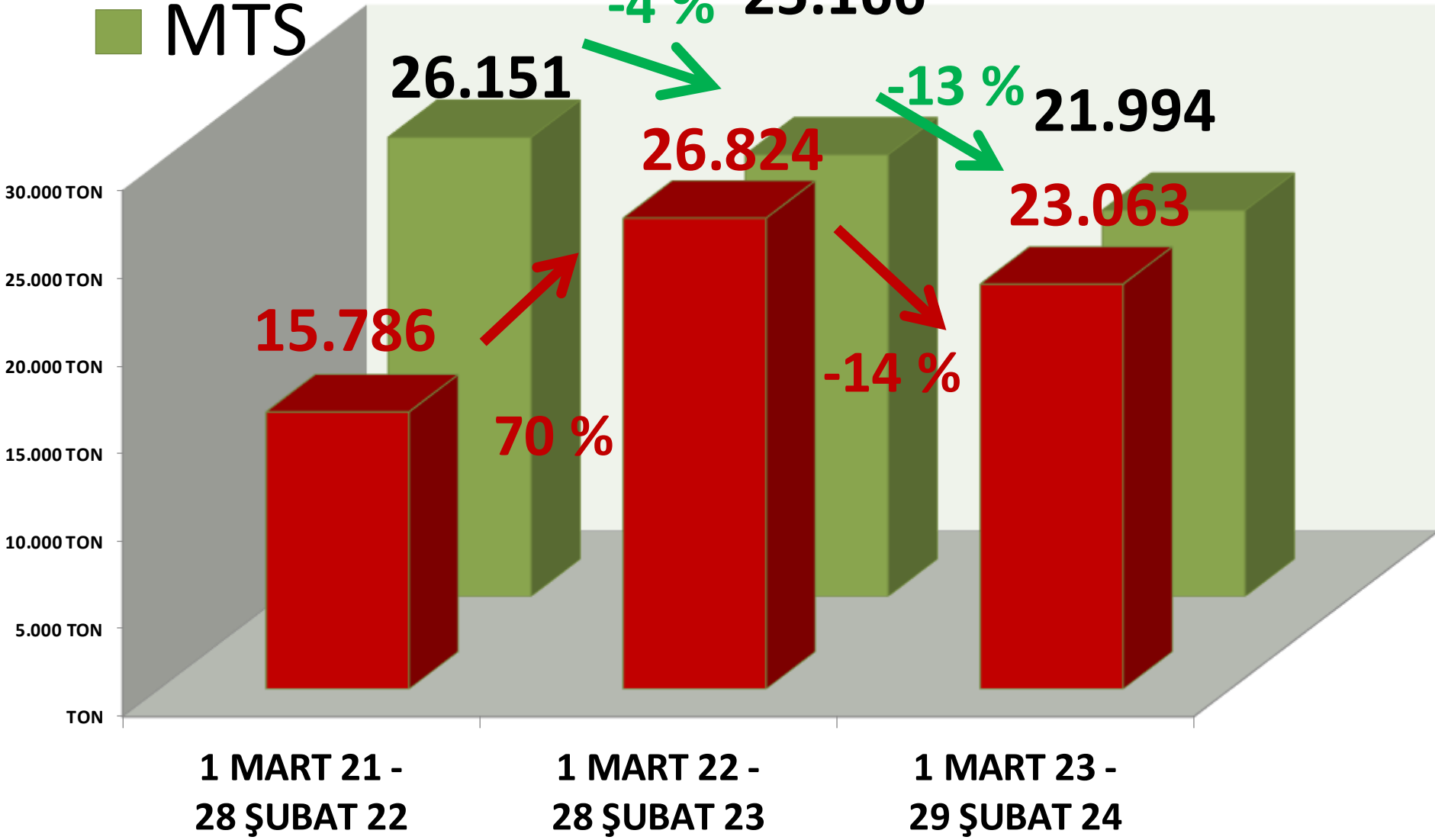




# YILLIK AYÇİÇEĞİ İŞLEM MİKTARI (TON)

■ TTS

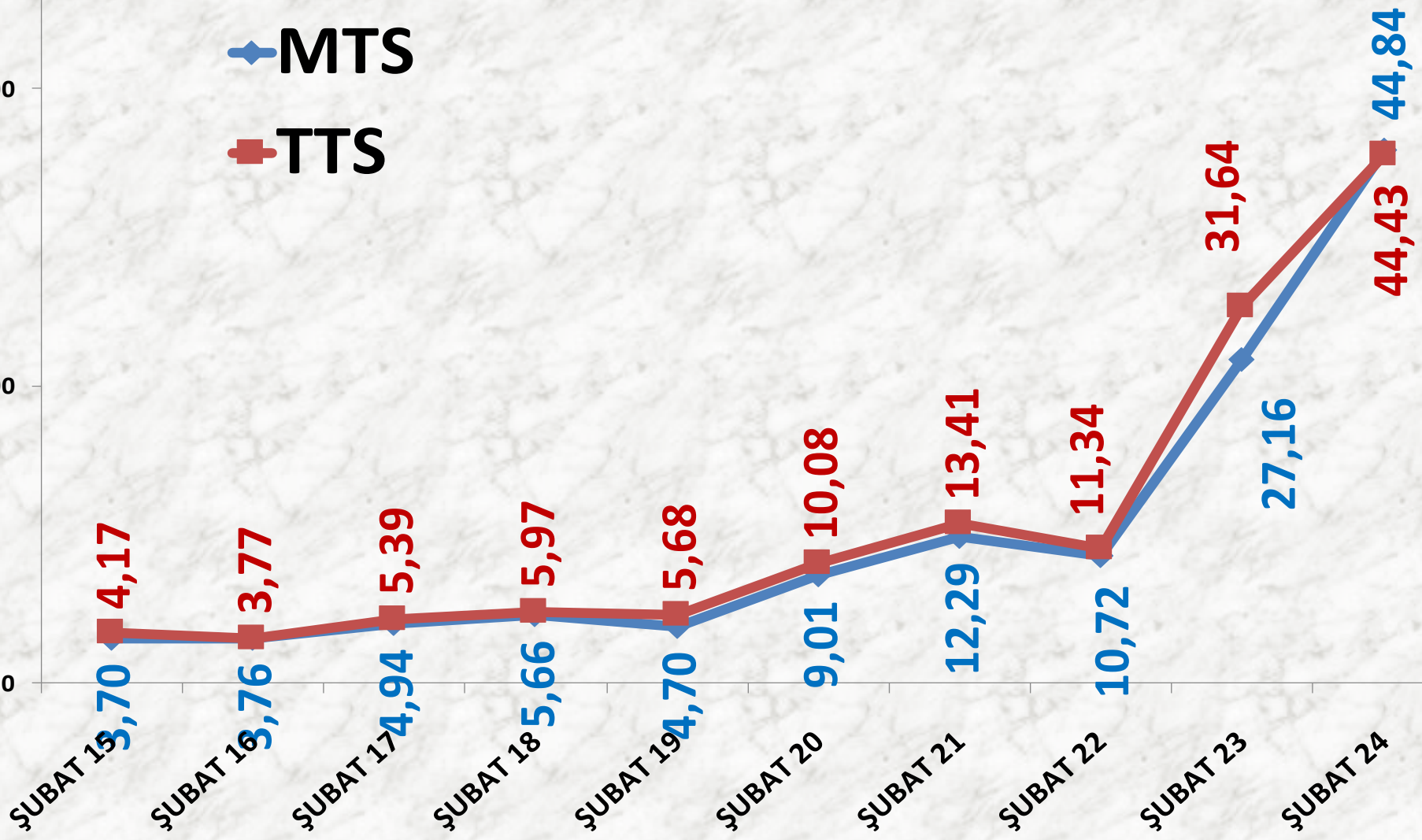
■ MTS



# ŞUBAT AYLARI AYÇİÇEĞİ FİYAT TRENDİ (TL)

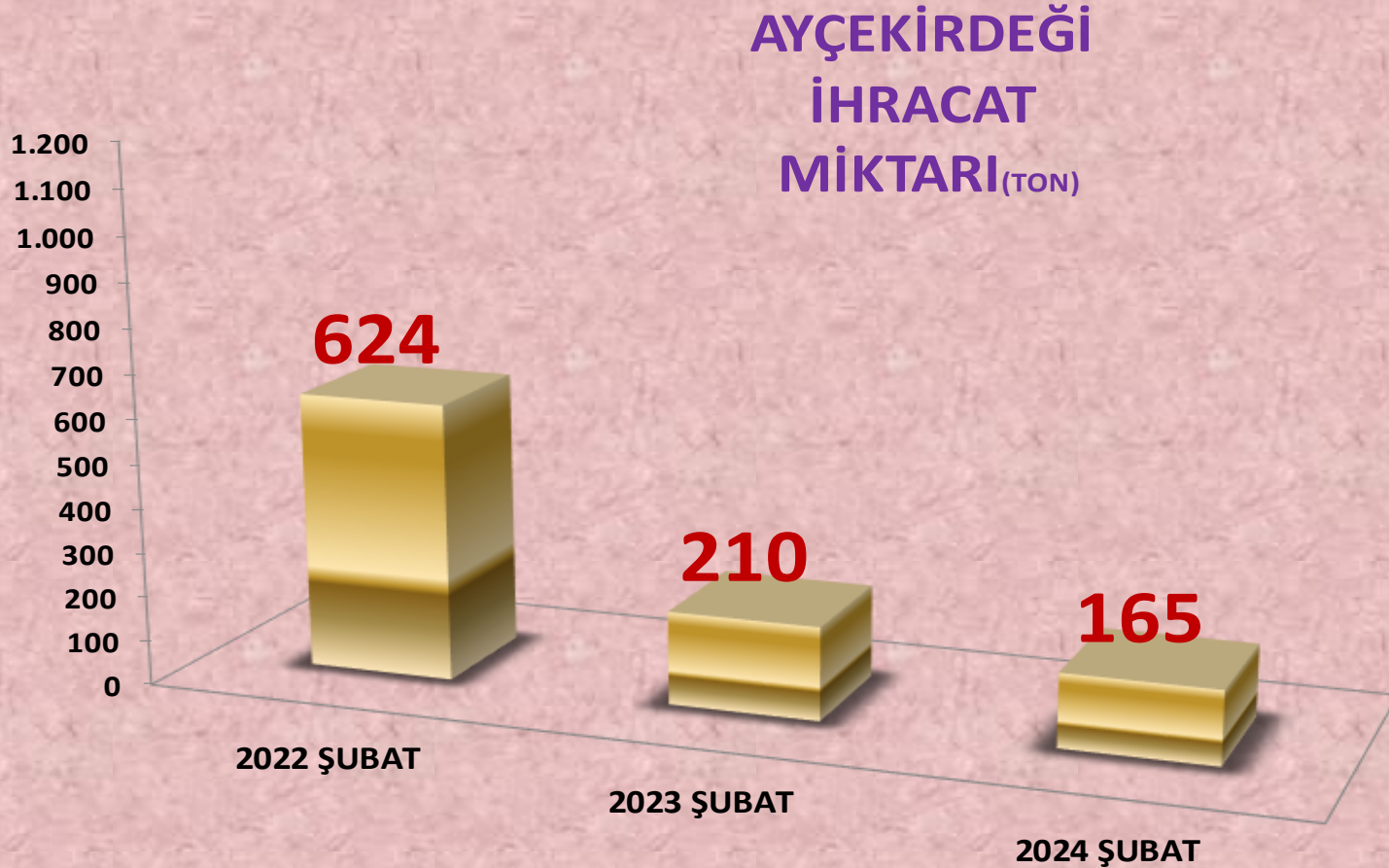
◆ MTS

■ TTS

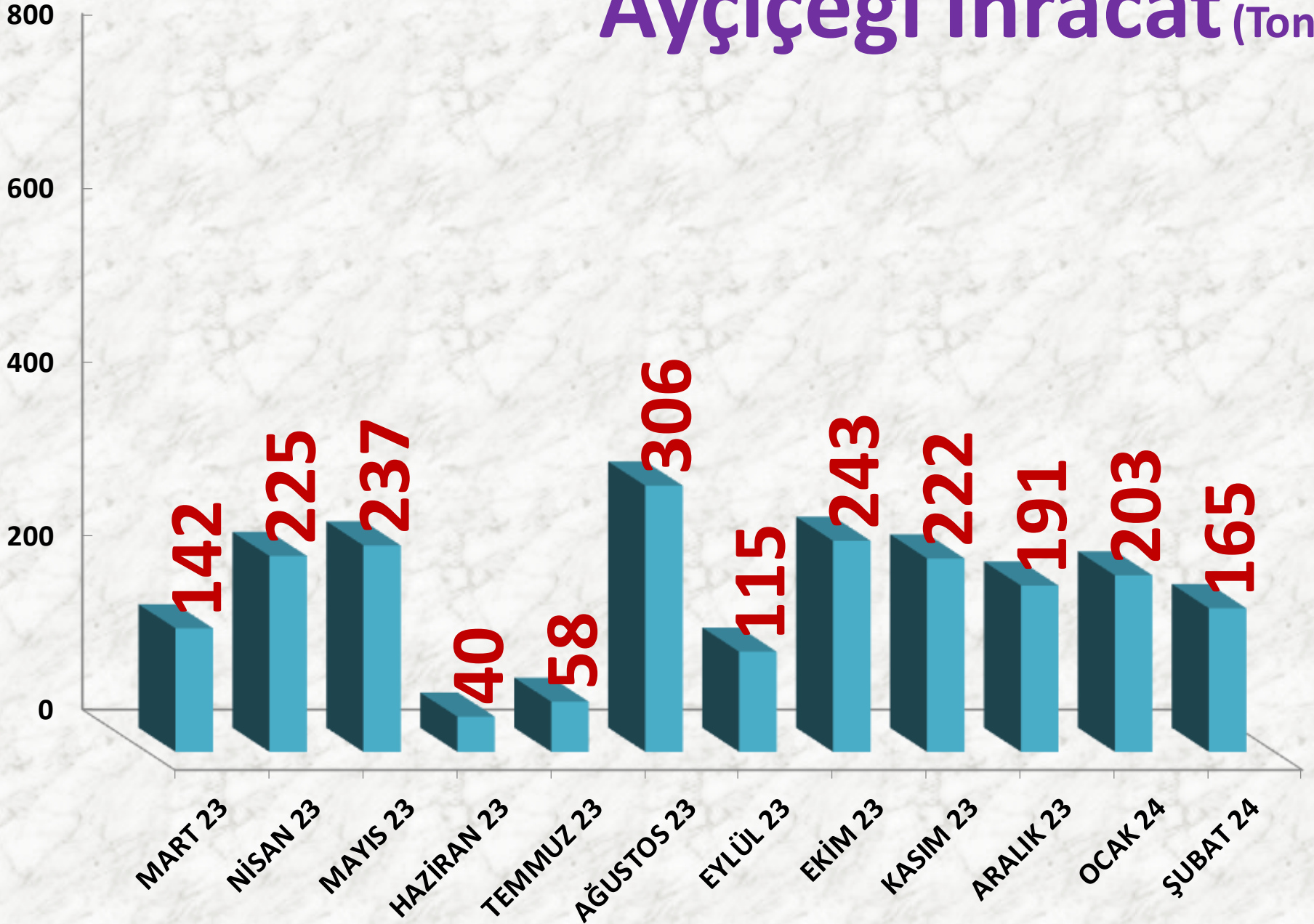


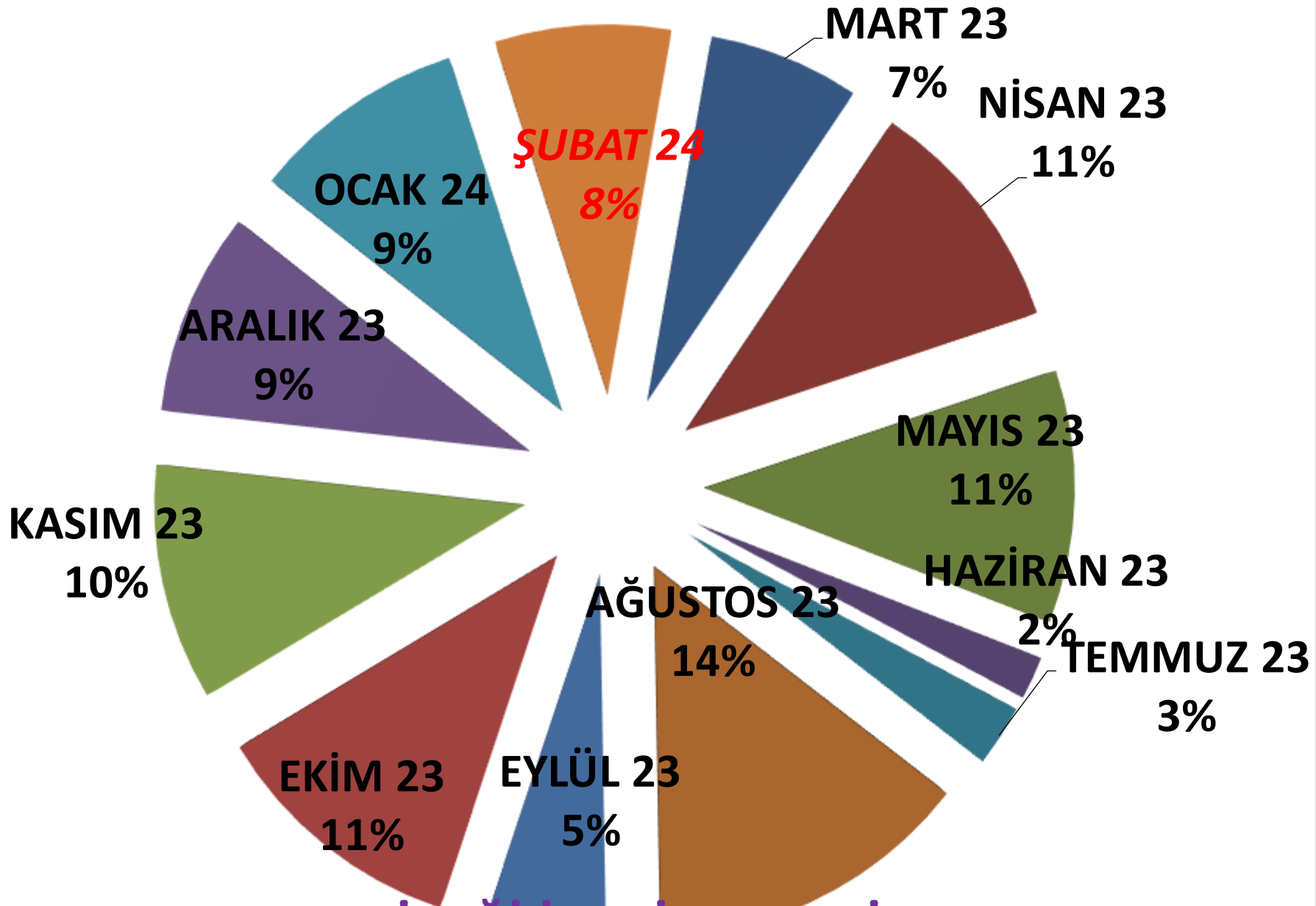
# AYÇEKİRDEĞİ İHRACATI

	2022 ŞUBAT	2023 ŞUBAT		2024 ŞUBAT	
İHRACAT	624 TON	-66%	210 TON	-21%	165 TON



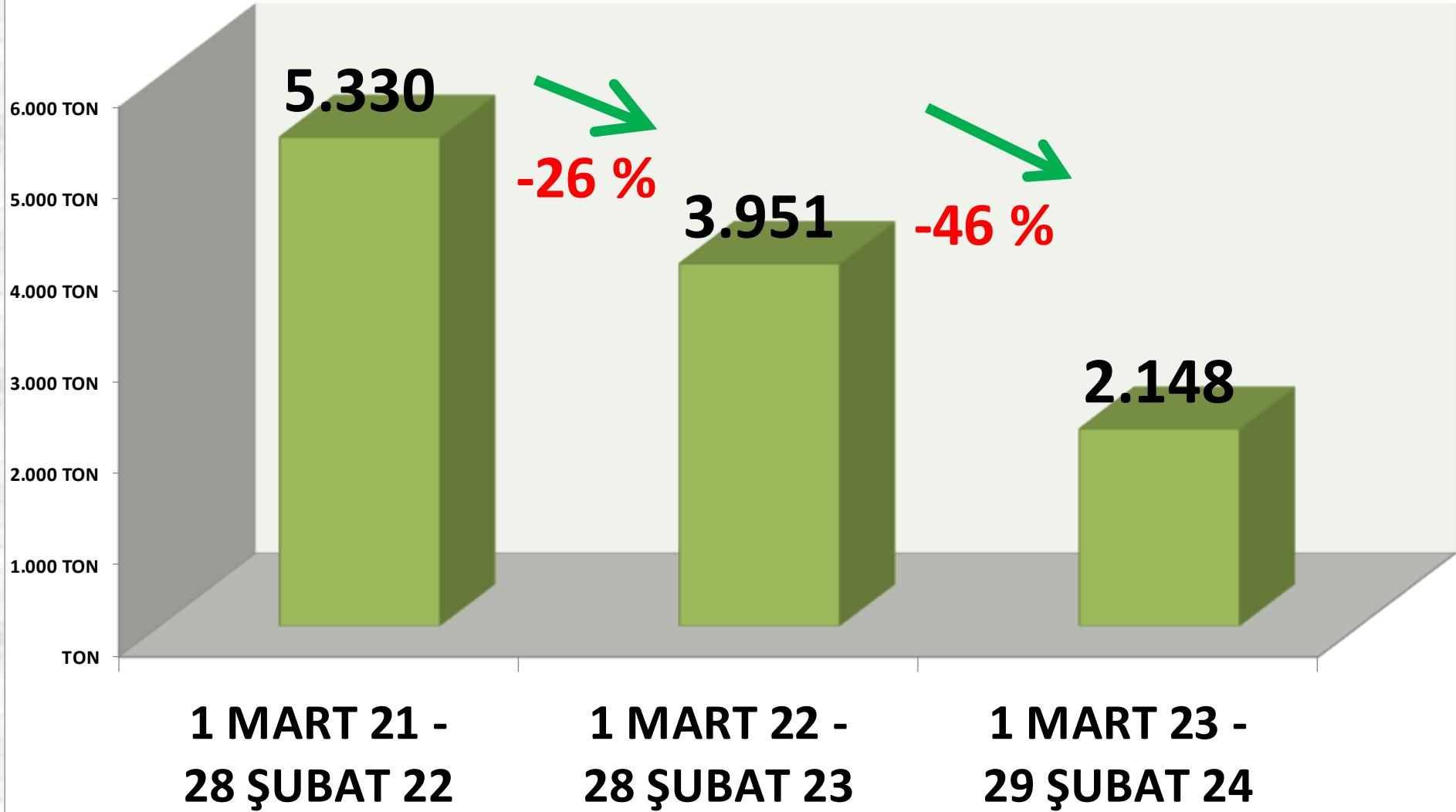
# Ayçiçeği İhracat (Ton)





**AYLIK AYÇİÇEĞİ İHR. İŞLEM MİKTARI  
ORANLARI**

# YILLIK TOPLAM AYÇIÇEĐİ İHRACAT MİKTARI (TON)



# SÜT

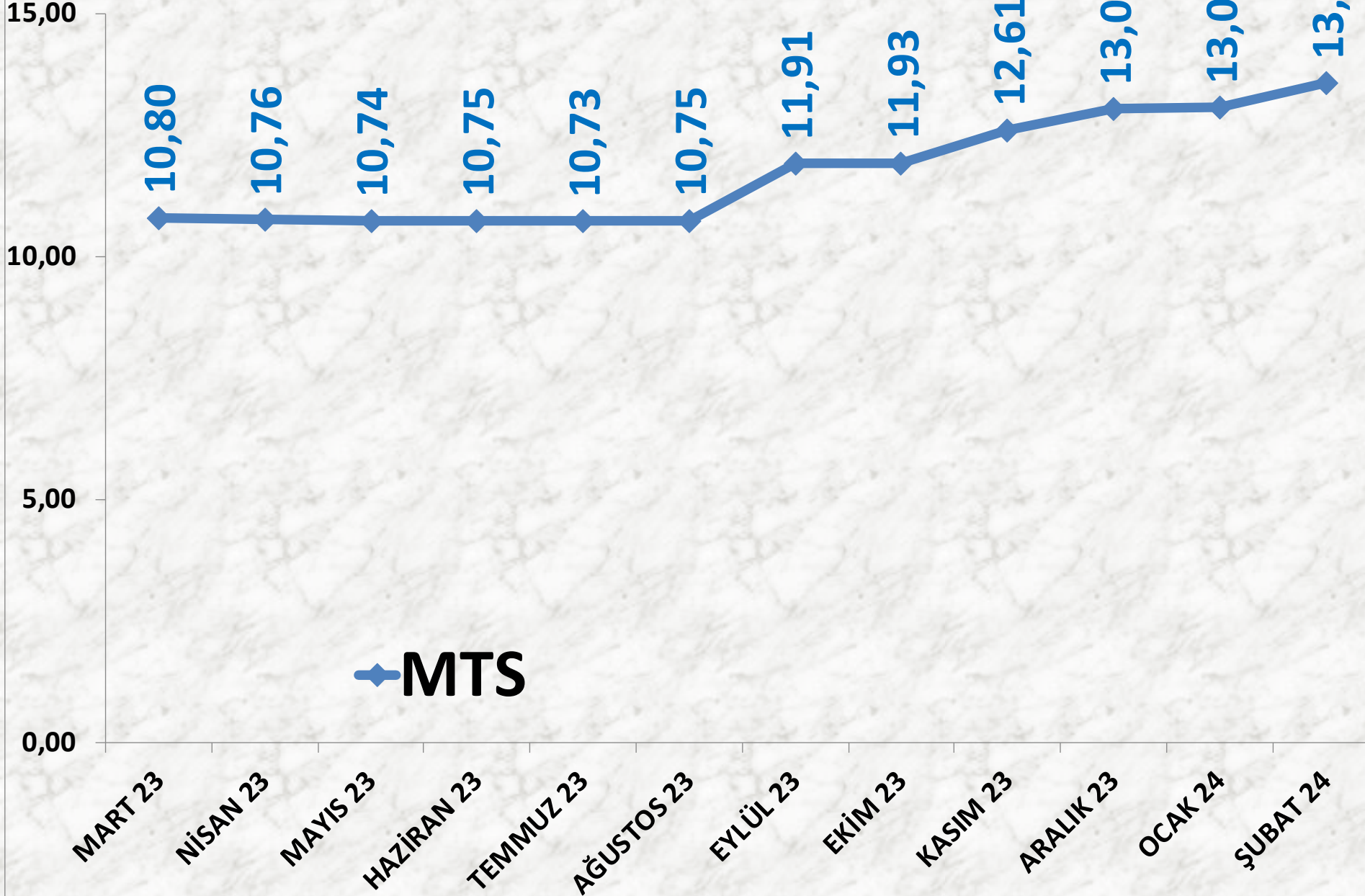
<b>İŞLEM MİKTARI (M<sup>3</sup>)</b>	<b>2022 ŞUBAT</b>	<b>2023 ŞUBAT</b>		<b>2024 ŞUBAT</b>	
MTS	31.263 M <sup>3</sup>	-8%	28.856 M <sup>3</sup>	13%	32.533 M <sup>3</sup>

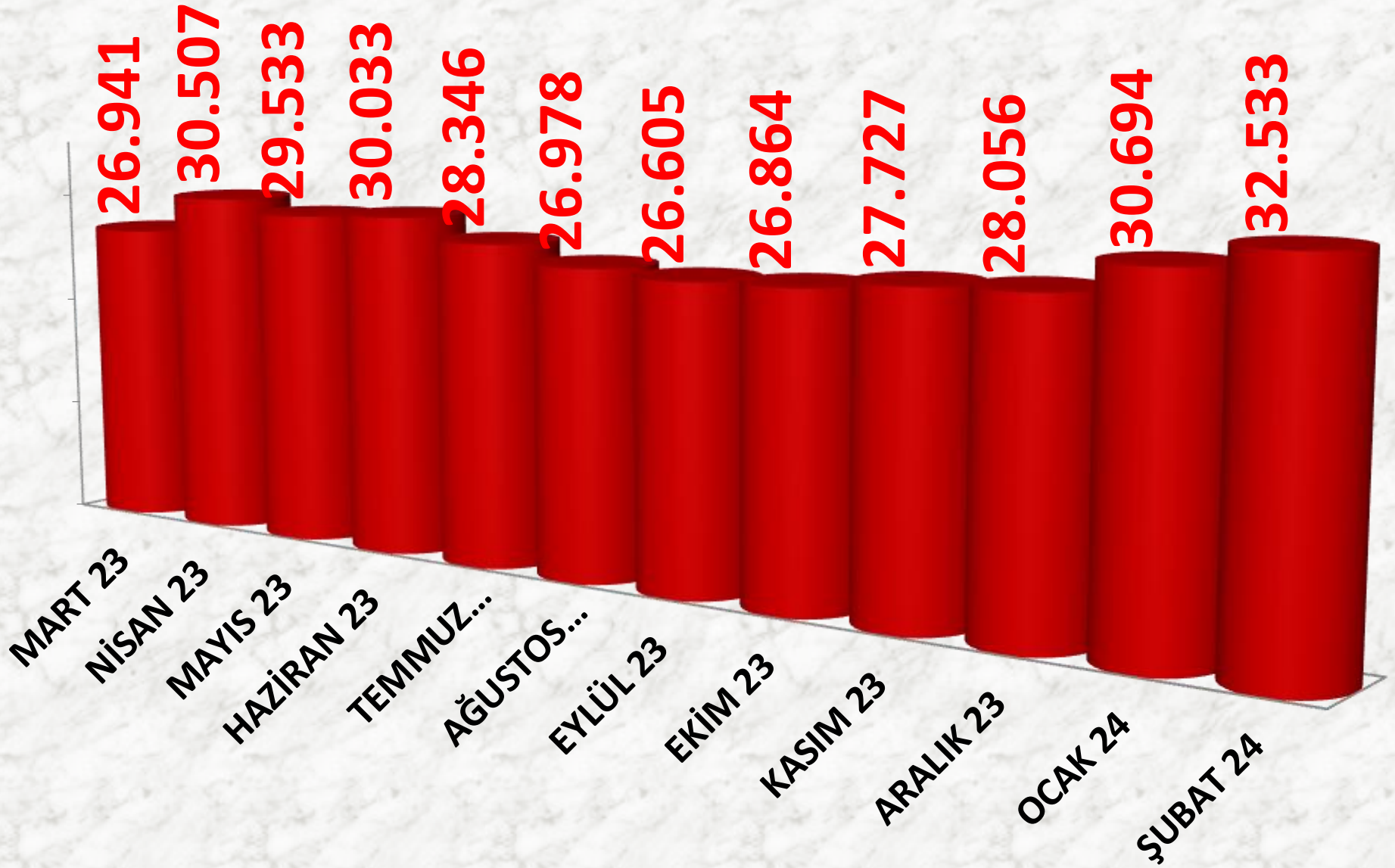
<b>EN AZ FİYAT</b>	<b>2022 ŞUBAT</b>	<b>2023 ŞUBAT</b>		<b>2024 ŞUBAT</b>	
MTS	3,32 TL	171%	9,00 TL	28%	11,50 TL

<b>EN ÇOK FİYAT</b>	<b>2022 ŞUBAT</b>	<b>2023 ŞUBAT</b>		<b>2024 ŞUBAT</b>	
MTS	6,69 TL	78%	11,93 TL	53%	18,25 TL

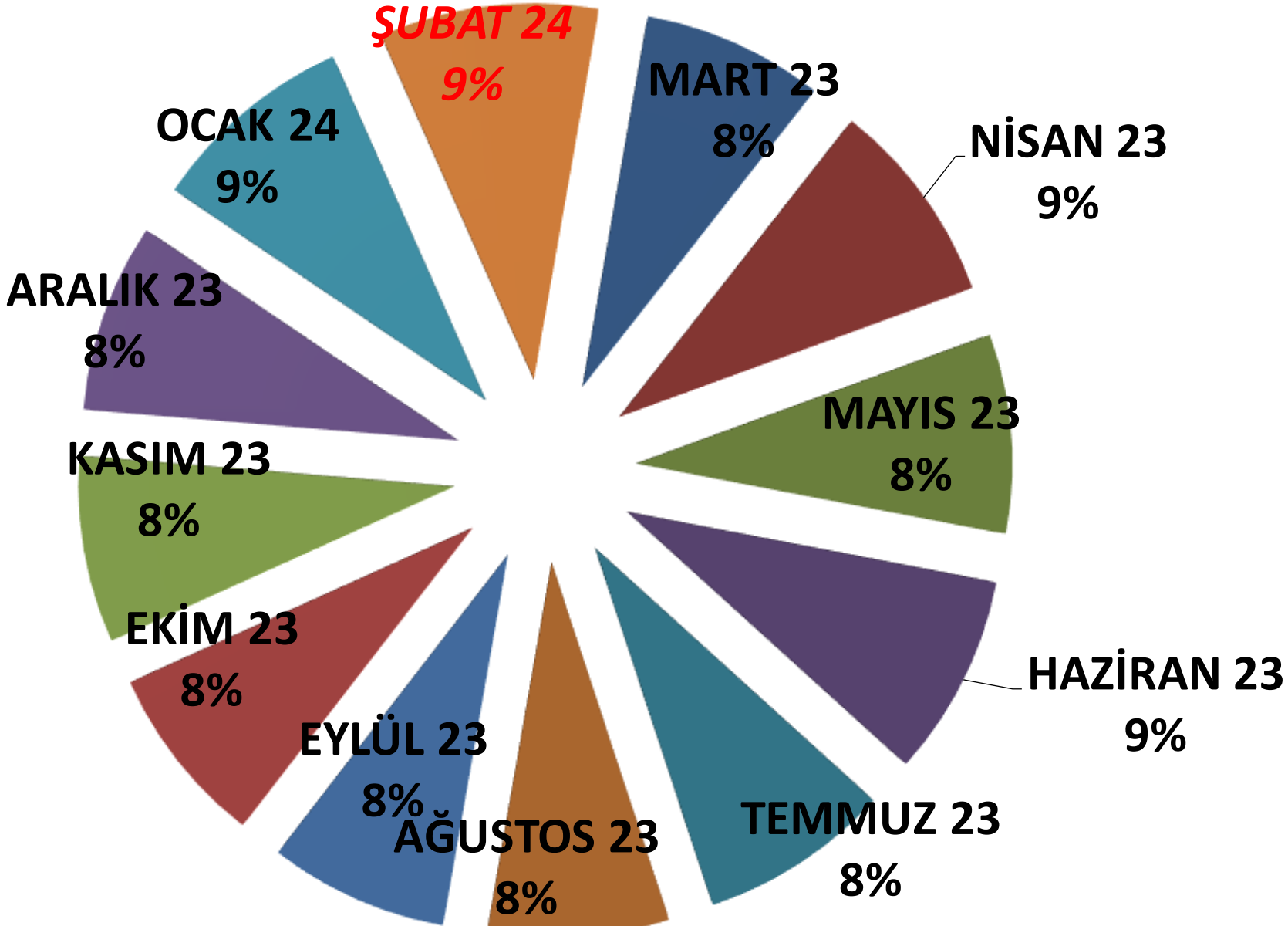
<b>ORTALAMA FİYAT</b>	<b>2022 ŞUBAT</b>	<b>2023 ŞUBAT</b>		<b>2024 ŞUBAT</b>	
MTS	4,57 TL	135%	10,77 TL	26%	13,57 TL

# AYLIK İNEK SÜTÜ FİYAT TRENDİ (TL)



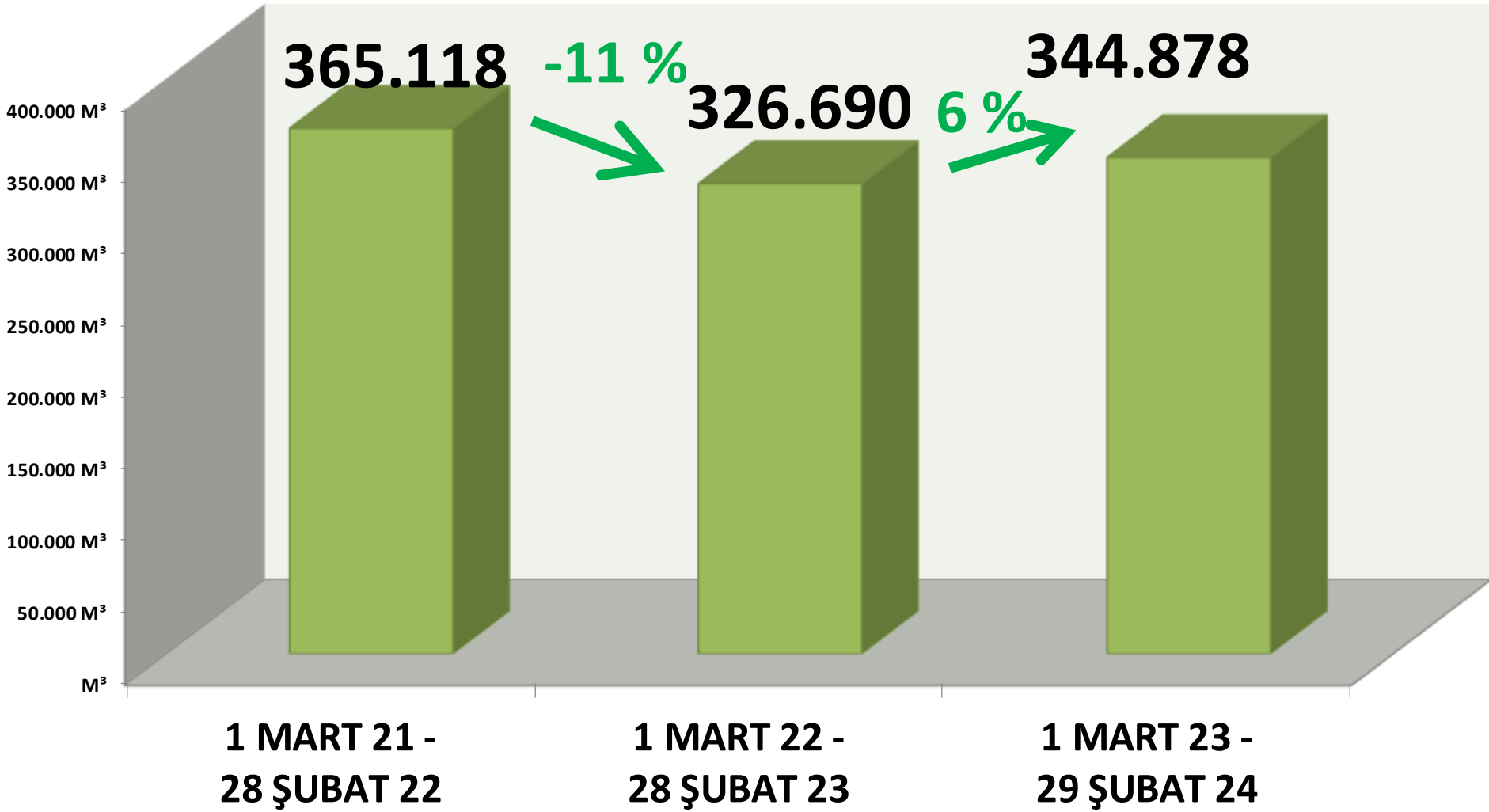


**AYLIK SÜT İŞLEM MİKTARI (M<sup>3</sup>)**



## AYLIK SÜT MTS İŞLEM MİKTARI ORANLARI

# YILLIK İNEK SÜTÜ İŞLEM MİKTARI (TON)



# BEYAZ HAŞHAŞ

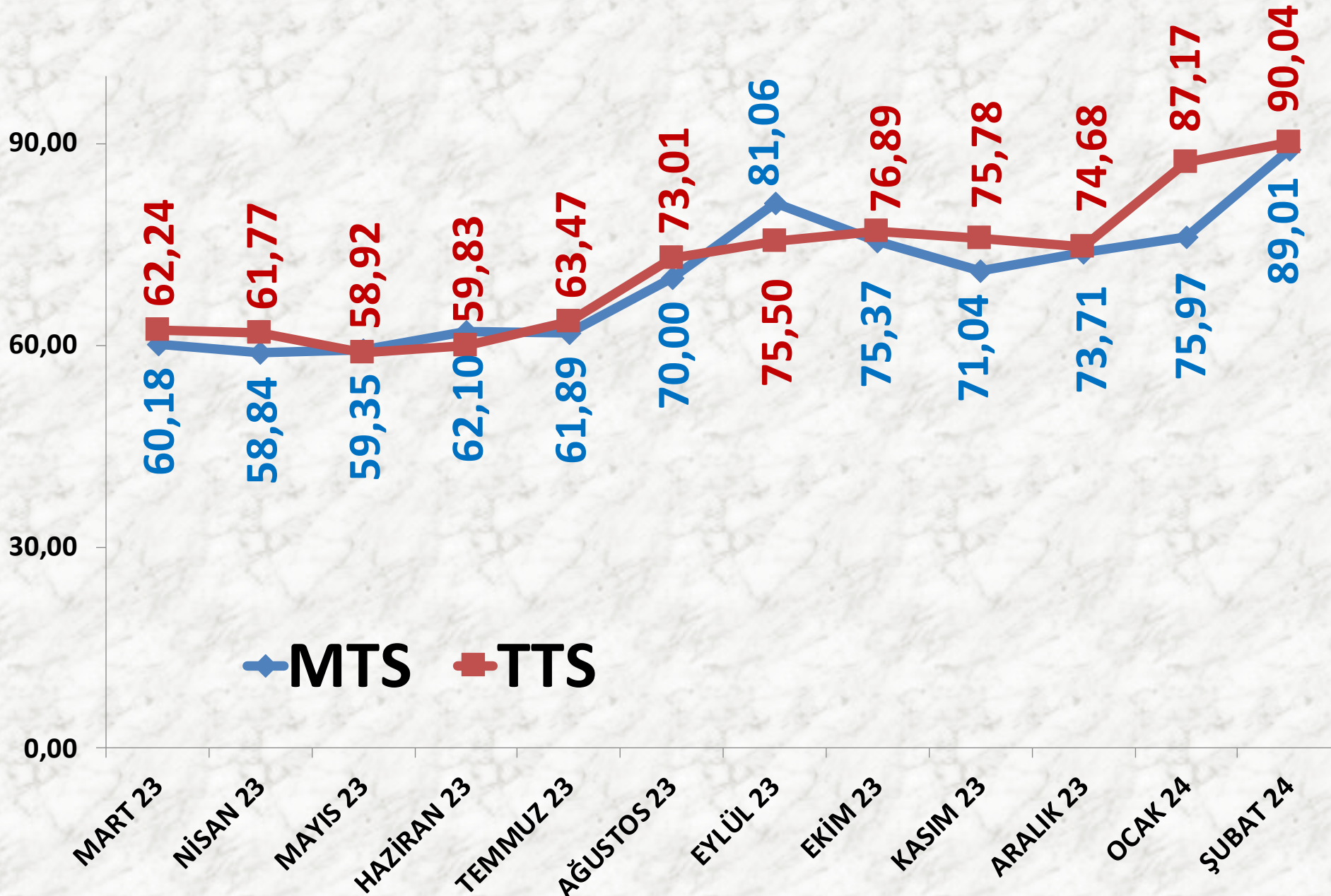
İŞLEM MİKTARI TON	2022 ŞUBAT	2023 ŞUBAT		2024 ŞUBAT	
MTS	511 TON	-65%	178 TON	-51%	88 TON
TTS	437 TON	-44%	245 TON	-42%	143 TON

EN AZ FİYAT	2022 ŞUBAT	2023 ŞUBAT		2024 ŞUBAT	
MTS	30,00 TL	67%	49,97 TL	42%	71,00 TL
TTS	35,00 TL	43%	50,00 TL	71%	85,68 TL

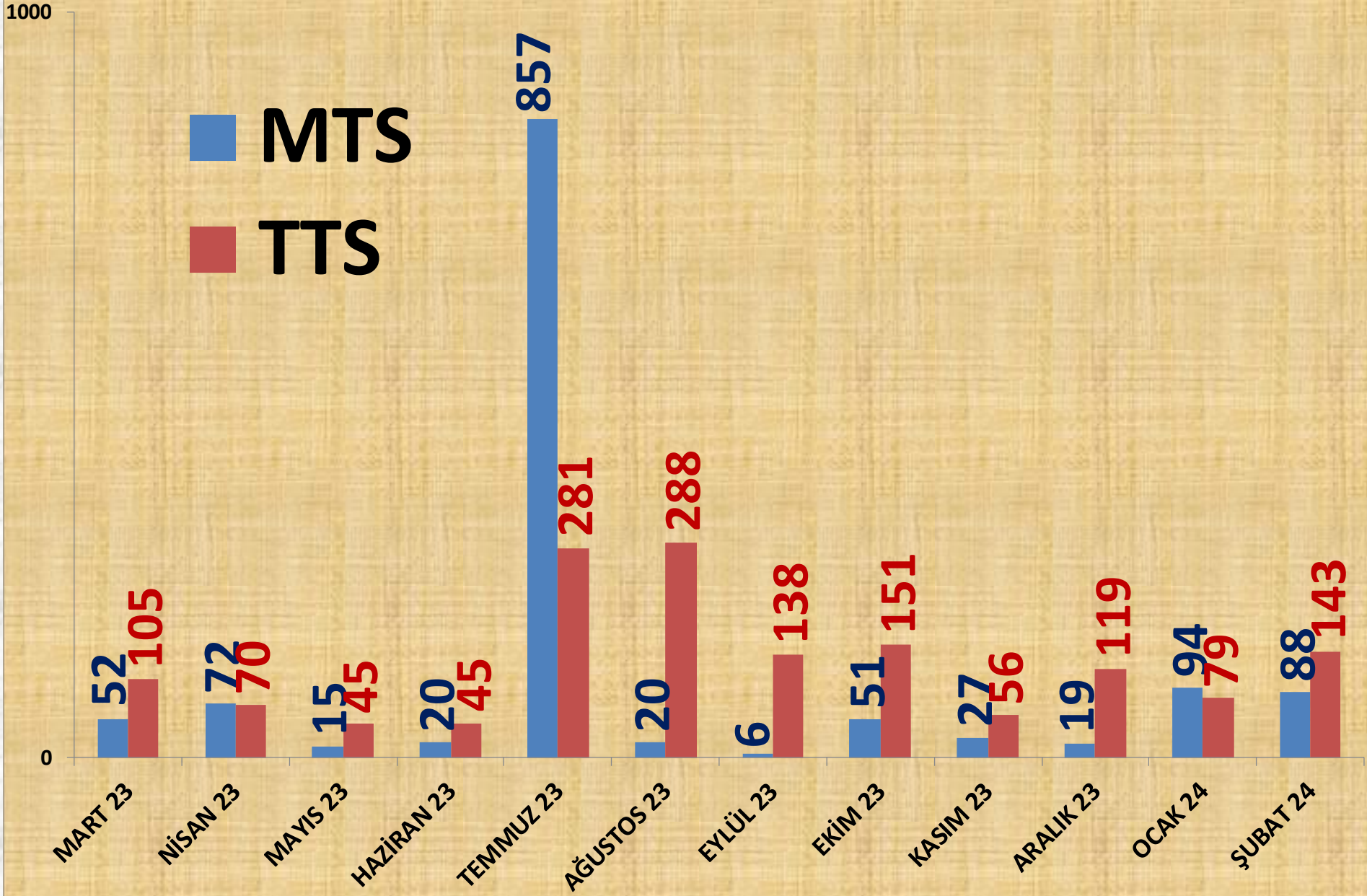
EN ÇOK FİYAT	2022 ŞUBAT	2023 ŞUBAT		2024 ŞUBAT	
MTS	41,67 TL	51%	63,00 TL	49%	93,88 TL
TTS	47,16 TL	59%	75,00 TL	59%	119,33 TL

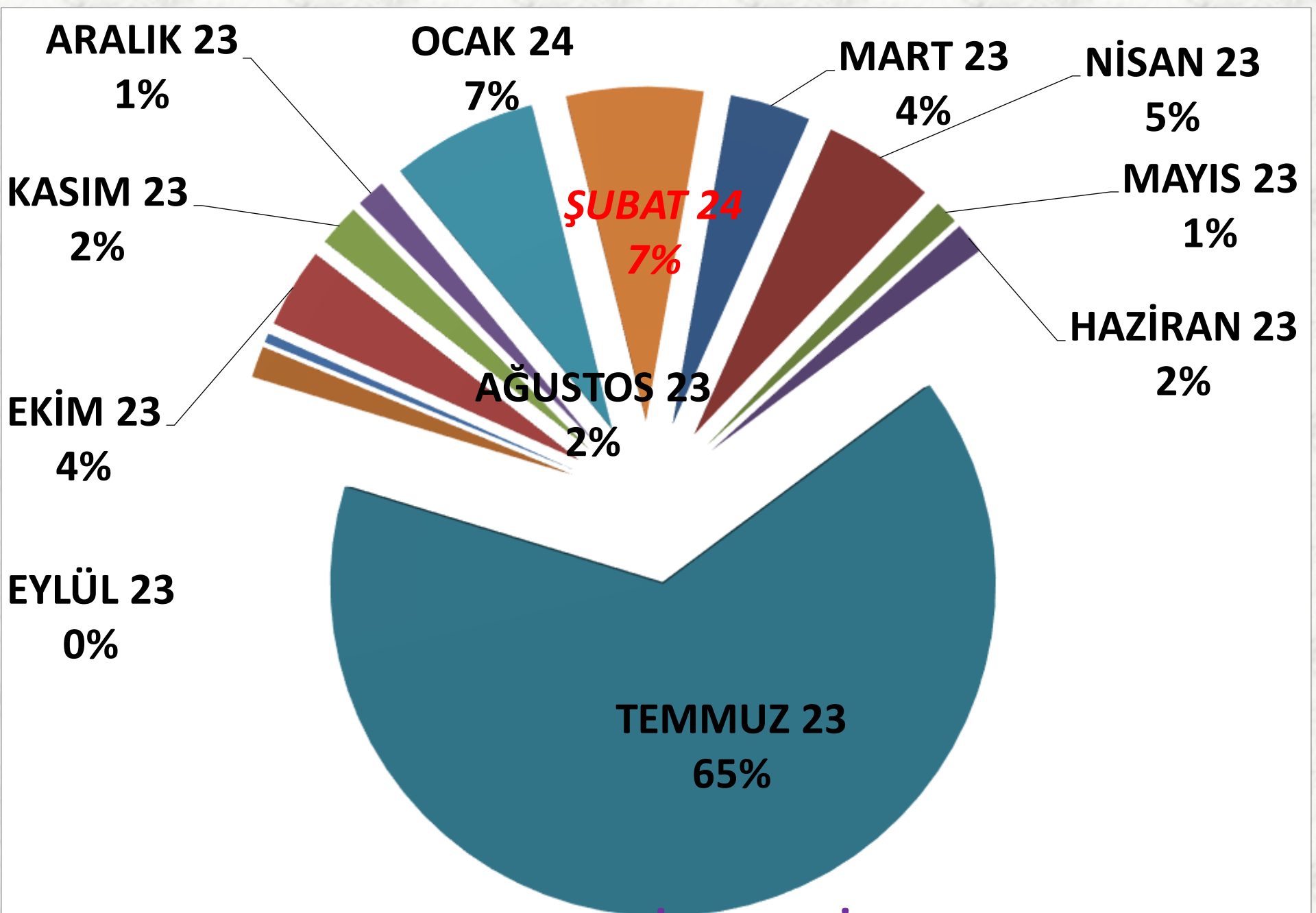
ORTALAMA FİYAT	2022 ŞUBAT	2023 ŞUBAT		2024 ŞUBAT	
MTS	37,01 TL	63%	60,43 TL	47%	89,01 TL
TTS	37,75 TL	64%	62,08 TL	45%	90,04 TL

# AYLIK B. HAŞHAŞ FİYAT TRENDİ (TL)



# AYLIK B. HAŞHAŞ İŞLEM MİKTARI (TON)



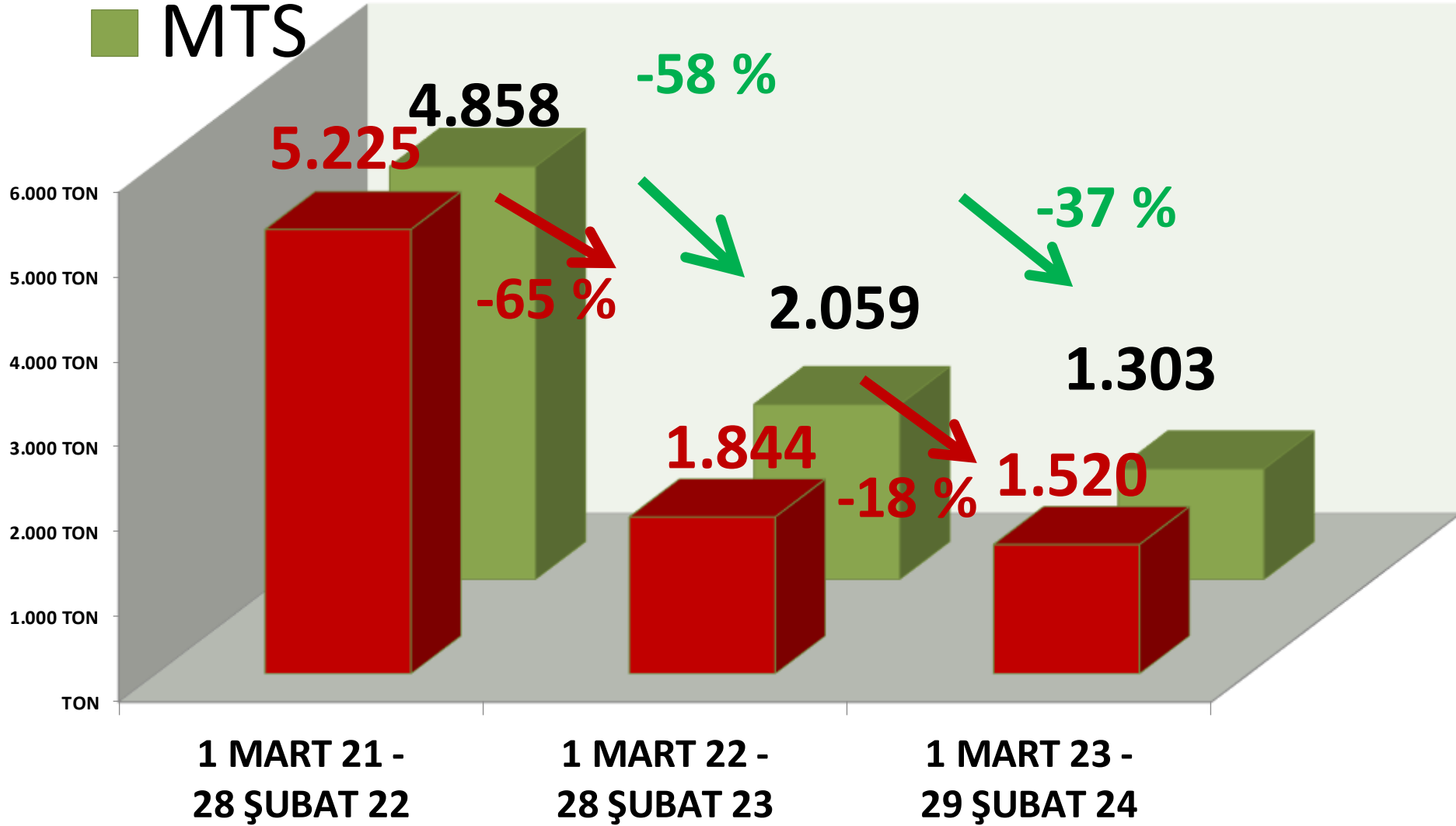


**AYLIK B. HAŞHAŞ MTS İŞLEM MİKTARI ORANLARI**

■ TTS

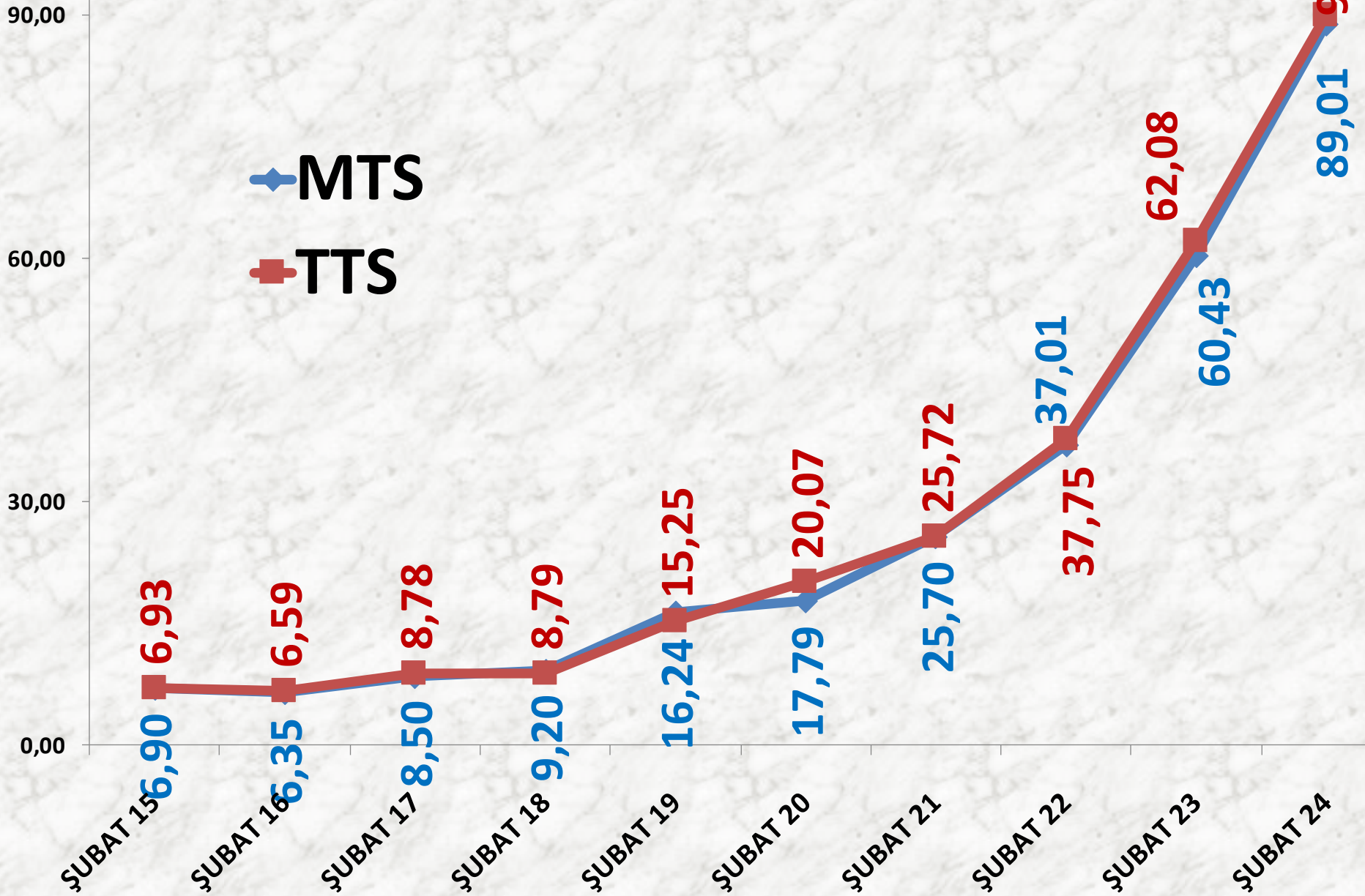
# YILLIK B. HAŞHAŞ İŞLEM MİKTARI (TON)

■ MTS



# ŞUBAT AYLARI B. HAŞHAŞ FİYAT TRENDİ (TL)

◆ MTS  
■ TTS



# MAVİ HAŞHAŞ

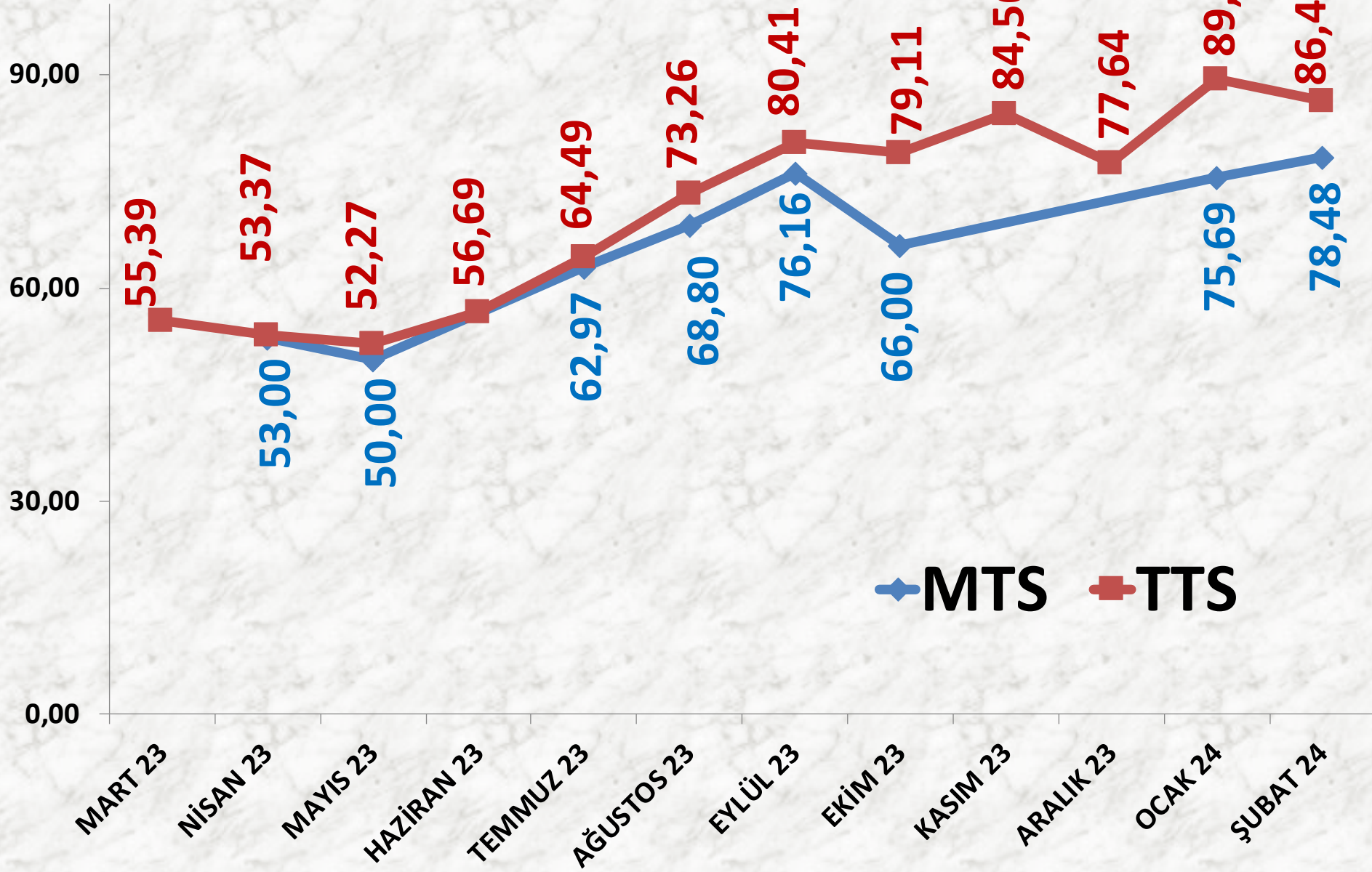
<b>İŞLEM MİKTARI TON</b>	<b>2022 ŞUBAT</b>	<b>2023 ŞUBAT</b>		<b>2024 ŞUBAT</b>	
MTS	20 TON	-	0	-	42 TON
TTS	35 TON	25%	44 TON	33%	59 TON

<b>EN AZ FİYAT</b>	<b>2022 ŞUBAT</b>	<b>2023 ŞUBAT</b>		<b>2024 ŞUBAT</b>	
MTS	27,50 TL	-	-	-	78,48 TL
TTS	26,02 TL	70%	44,25 TL	75%	77,37 TL

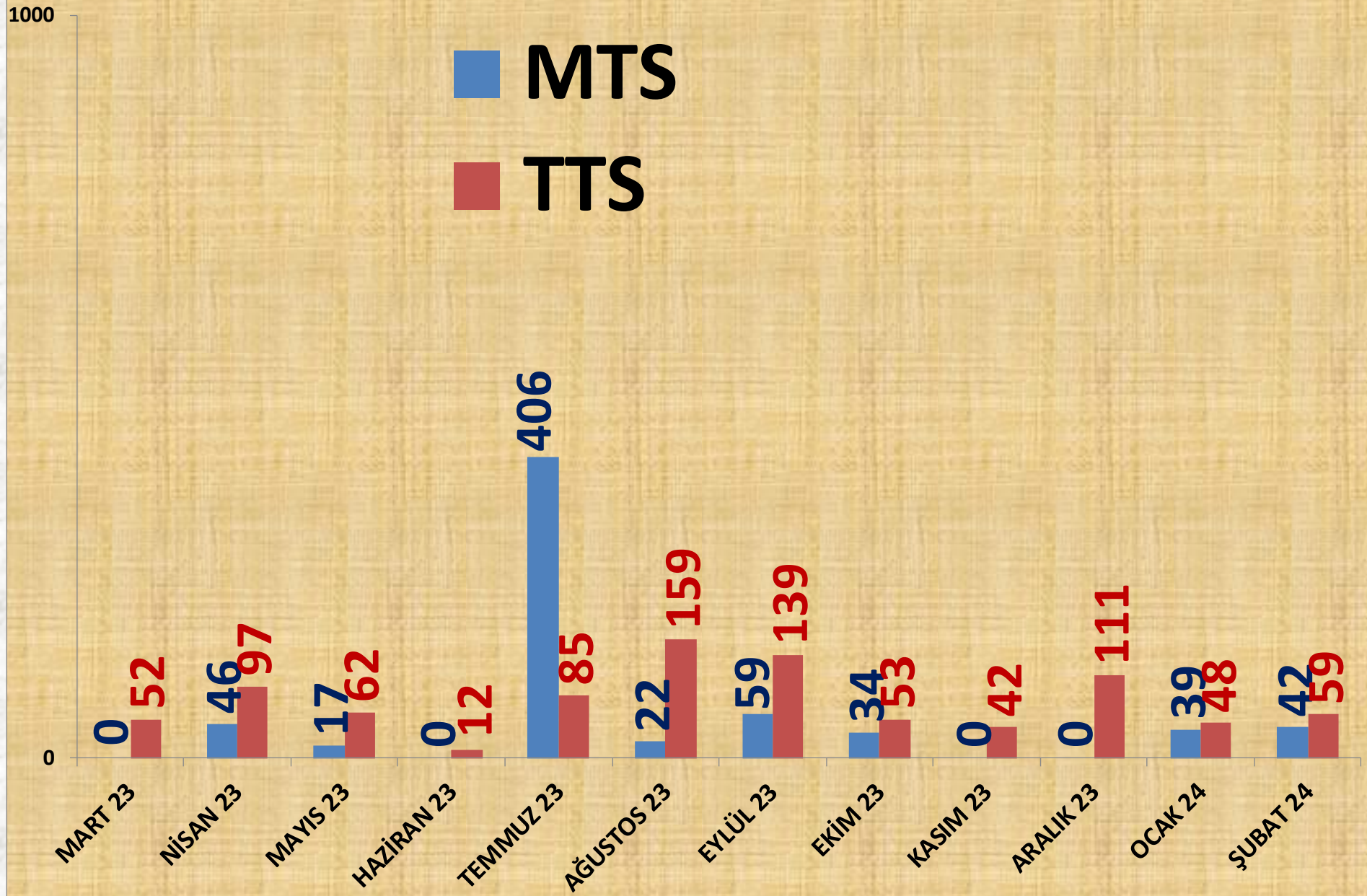
<b>EN ÇOK FİYAT</b>	<b>2022 ŞUBAT</b>	<b>2023 ŞUBAT</b>		<b>2024 ŞUBAT</b>	
MTS	27,50 TL	-	-	-	78,48 TL
TTS	35,00 TL	57%	55,00 TL	118%	120,00 TL

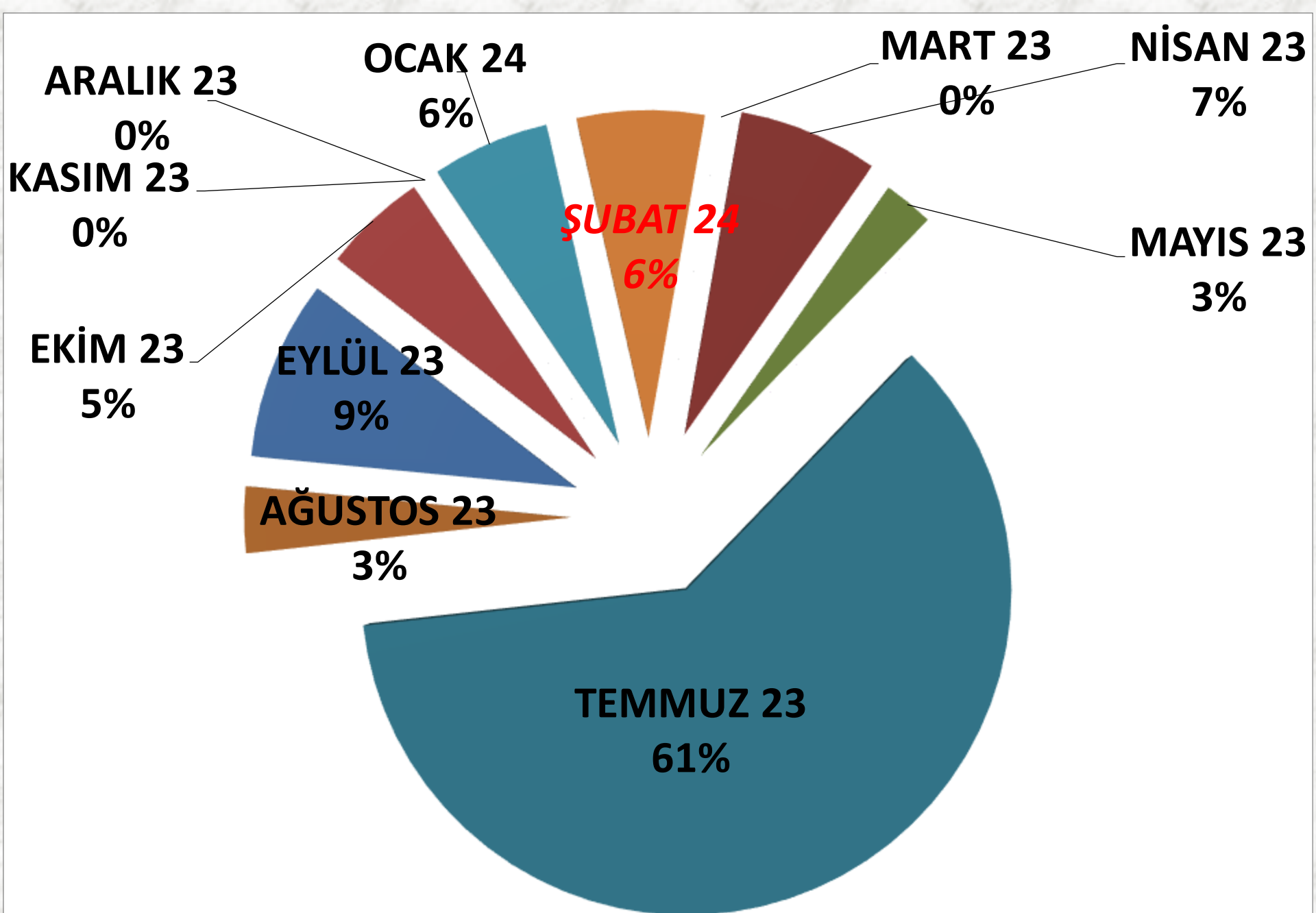
<b>ORTALAMA FİYAT</b>	<b>2022 ŞUBAT</b>	<b>2023 ŞUBAT</b>		<b>2024 ŞUBAT</b>	
MTS	27,50 TL	-	-	-	78,48 TL
TTS	26,61 TL	67%	44,41 TL	95%	86,42 TL

# AYLIK MAVİ HAŞHAŞ FİYAT TRENDİ (TL)



# AYLIK MAVİ HAŞHAŞ İŞLEM MİKTARI (TON)

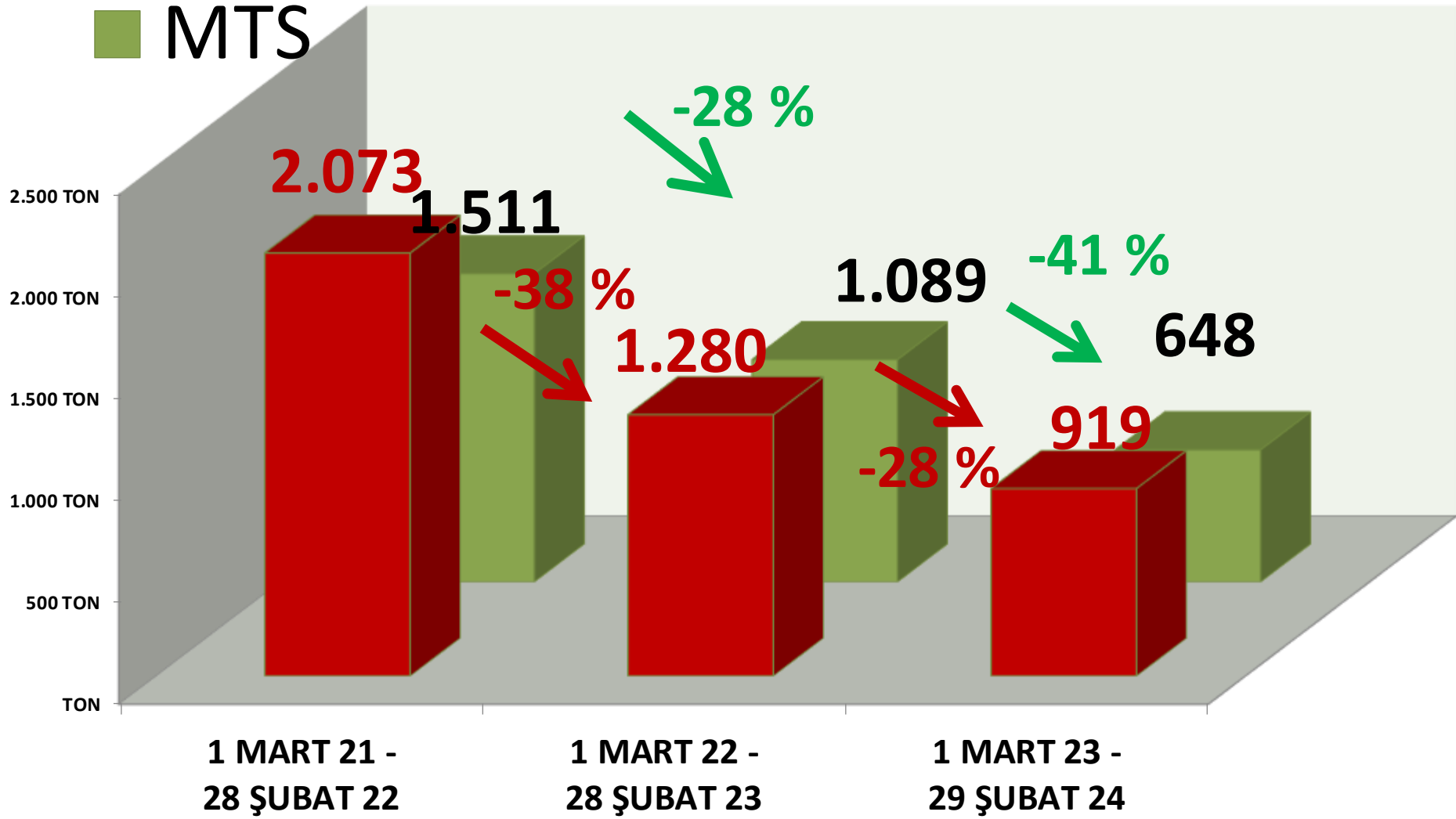




**AYLIK MAVİ MTS İŞLEM MİKTARI ORANLARI**

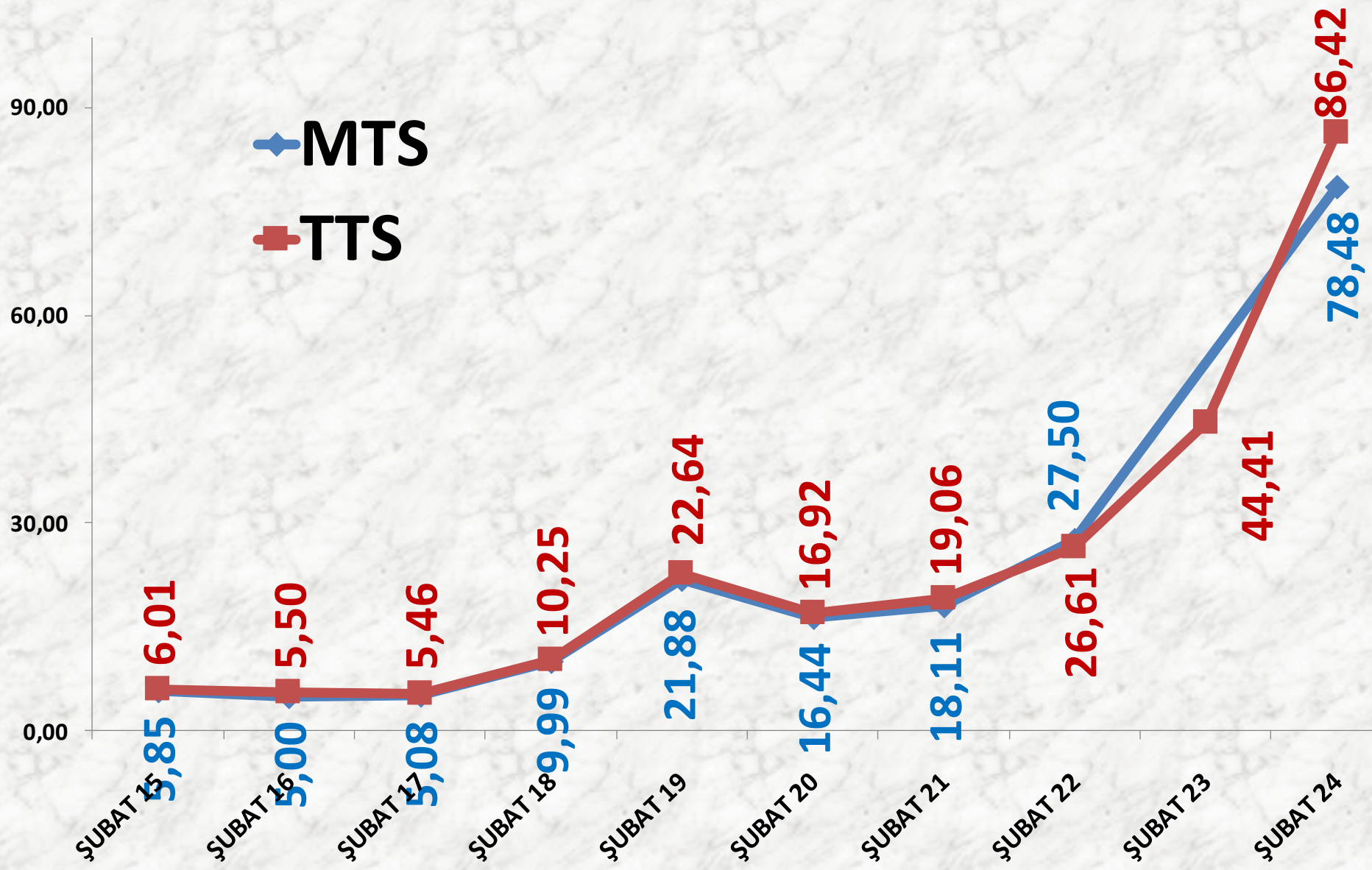
# TTS YILLIK MAVİ HAŞHAŞ İŞLEM MİKTARI

■ TTS  
■ MTS



# ŞUBAT AYLARI MAVİ HAŞHAŞ FİYAT TRENDİ (TL)

◆ MTS  
■ TTS



# KÜTLÜ PAMUK

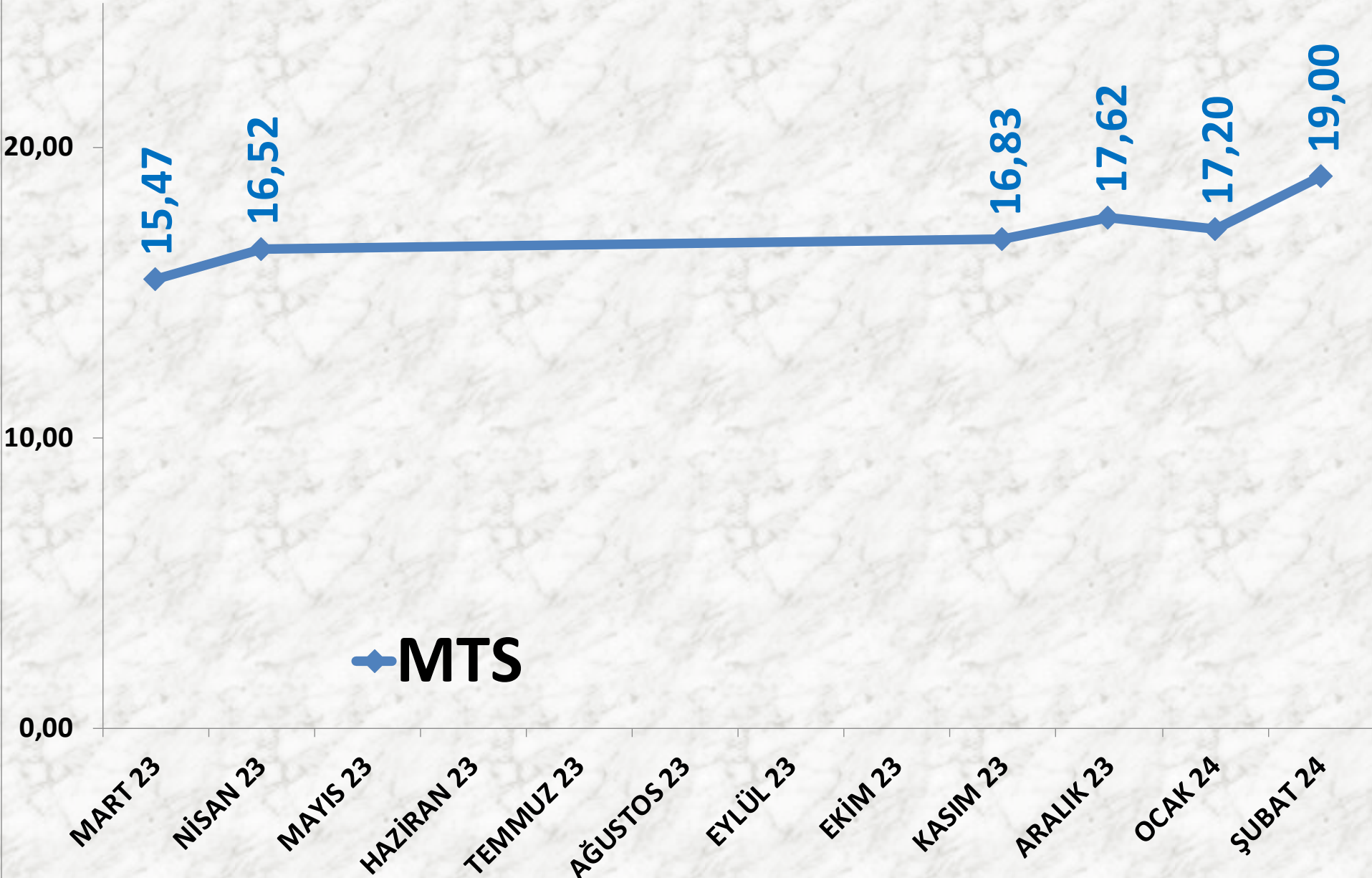
<b>İŞLEM MİKTARI TON</b>	<b>2022 ŞUBAT</b>	<b>2023 ŞUBAT</b>		<b>2024 ŞUBAT</b>	
MTS	2.109 TON	-70%	640 TON	483%	3.733 TON

<b>EN AZ FİYAT</b>	<b>2022 ŞUBAT</b>	<b>2023 ŞUBAT</b>		<b>2024 ŞUBAT</b>	
MTS	10,00 TL	74%	17,43 TL	-31%	12,00 TL

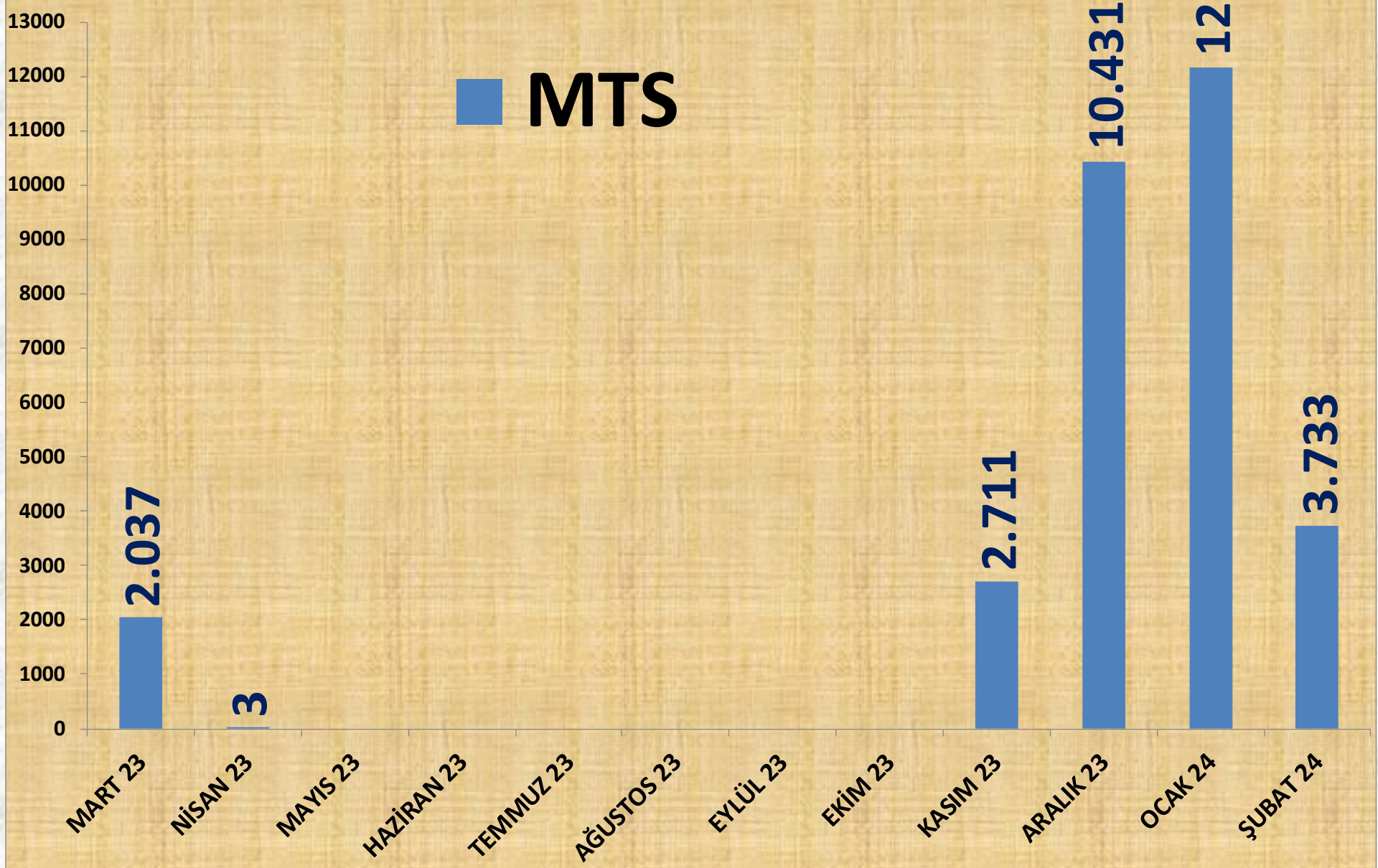
<b>EN ÇOK FİYAT</b>	<b>2022 ŞUBAT</b>	<b>2023 ŞUBAT</b>		<b>2024 ŞUBAT</b>	
MTS	19,86 TL	1%	20,00 TL	81%	36,11 TL

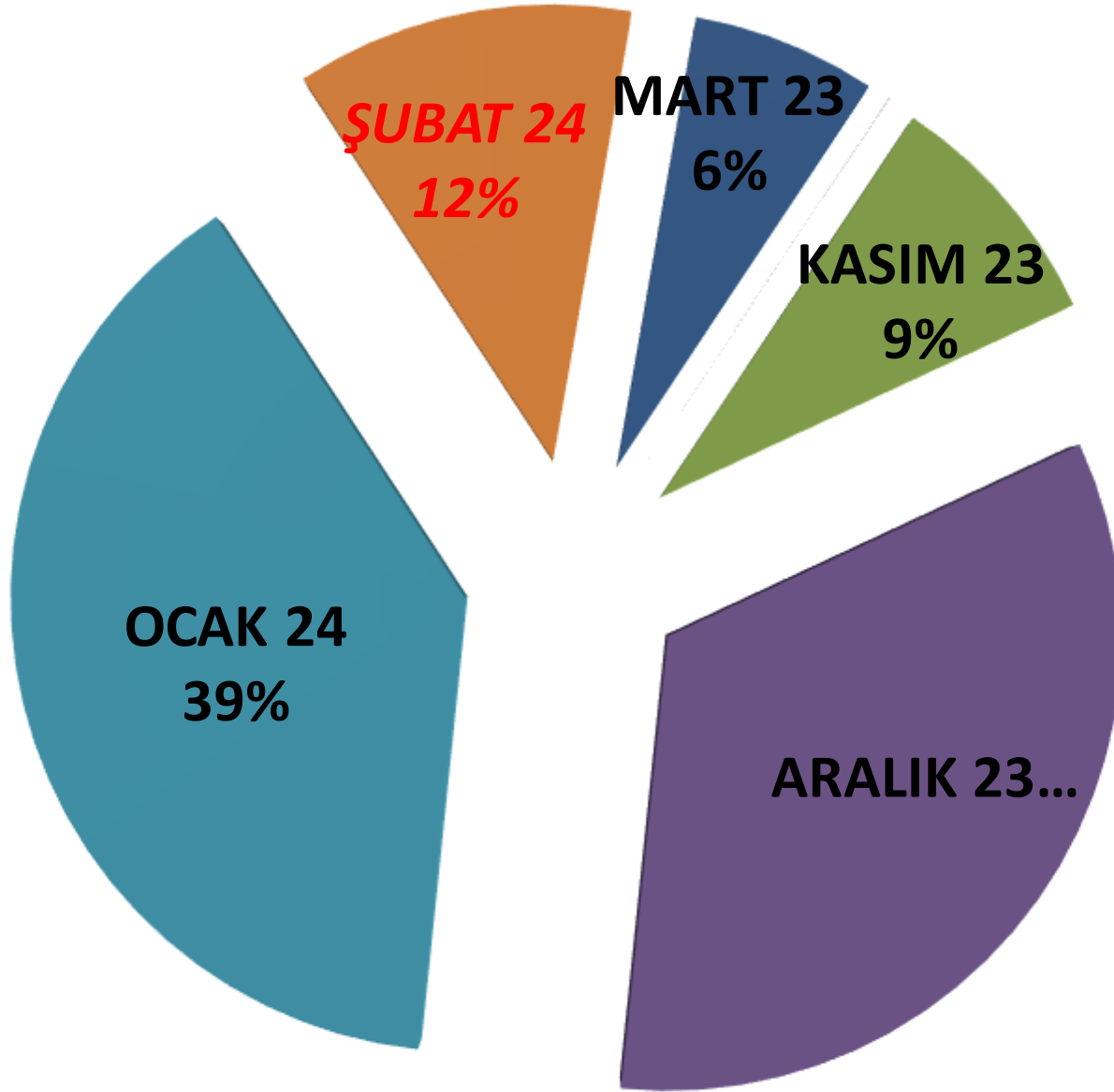
<b>ORTALAMA FİYAT</b>	<b>2022 ŞUBAT</b>	<b>2023 ŞUBAT</b>		<b>2024 ŞUBAT</b>	
MTS	15,67 TL	14%	17,85 TL	6%	19,00 TL

# AYLIK KÜTLÜ PAMUK FİYAT TRENDİ (TL)



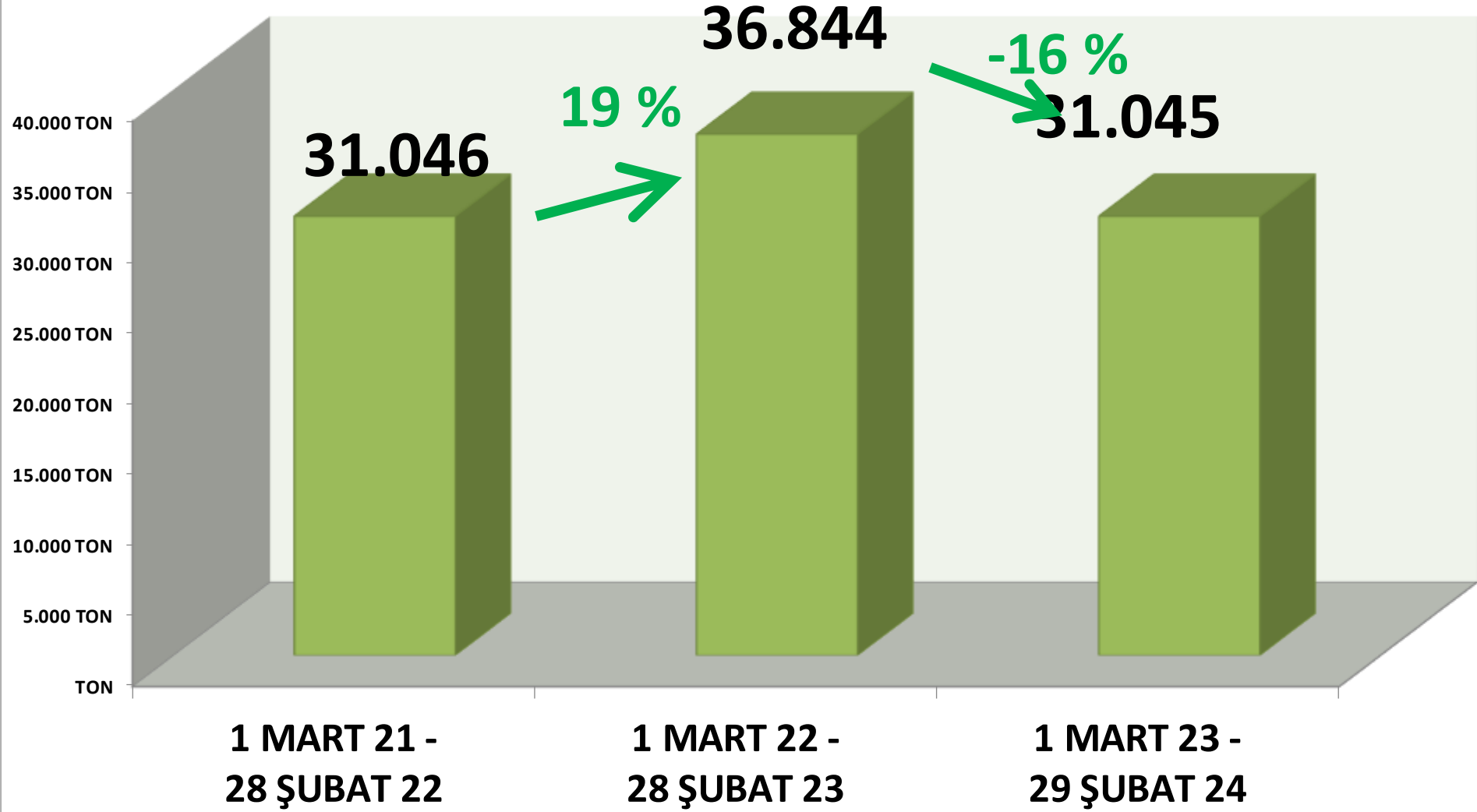
# AYLIK KÜTLÜ PAMUK İŞLEM MİKTARI (TON)



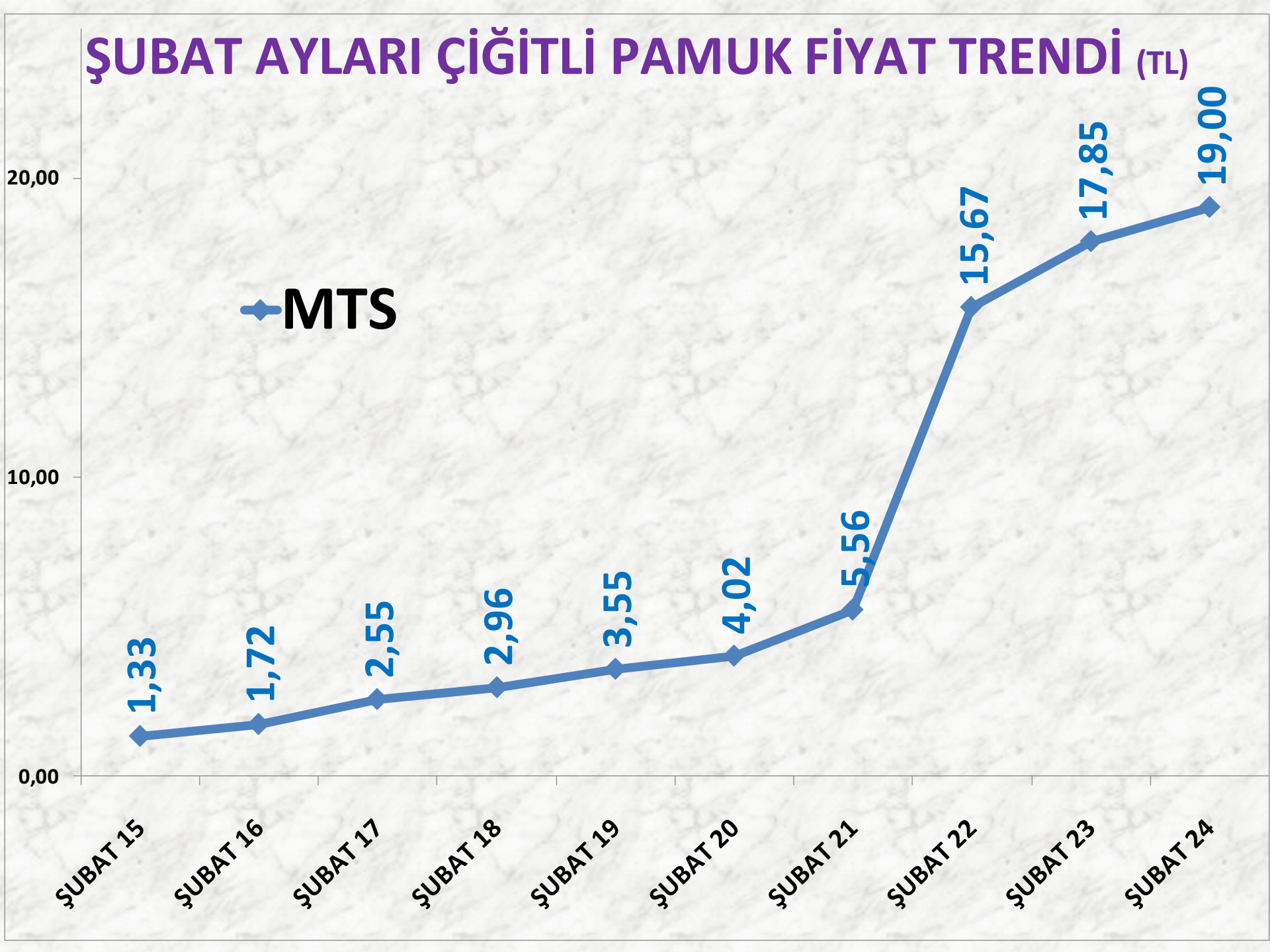


**AYLIK KÜTLÜ PAMUK MTS İŞLEM MİKTARI ORANLARI**

# YILLIK KÜTLÜ PAMUK İŞLEM MİKTARI



# ŞUBAT AYLARI ÇİĞİTLİ PAMUK FİYAT TRENDİ (TL)



# MAHLIÇ PAMUK

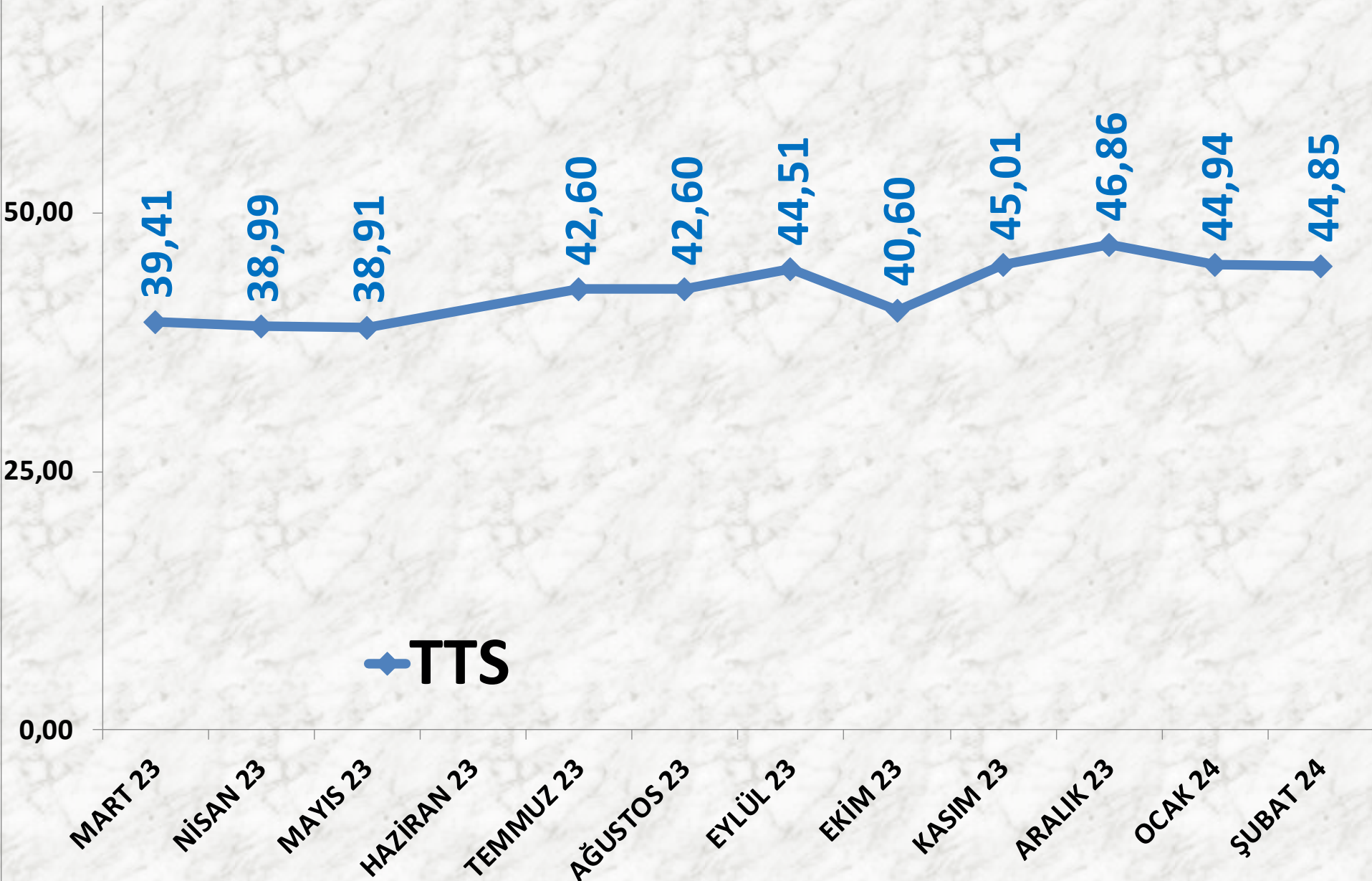
İŞLEM MİKTARI TON	2022 ŞUBAT	2023 ŞUBAT		2024 ŞUBAT	
	MTS	997 TON	-89%	106 TON	920%

EN AZ FİYAT	2022 ŞUBAT	2023 ŞUBAT		2024 ŞUBAT	
	MTS	38,50 TL	4%	40,00 TL	-3%

EN ÇOK FİYAT	2022 ŞUBAT	2023 ŞUBAT		2024 ŞUBAT	
	MTS	40,00 TL	0%	40,00 TL	58%

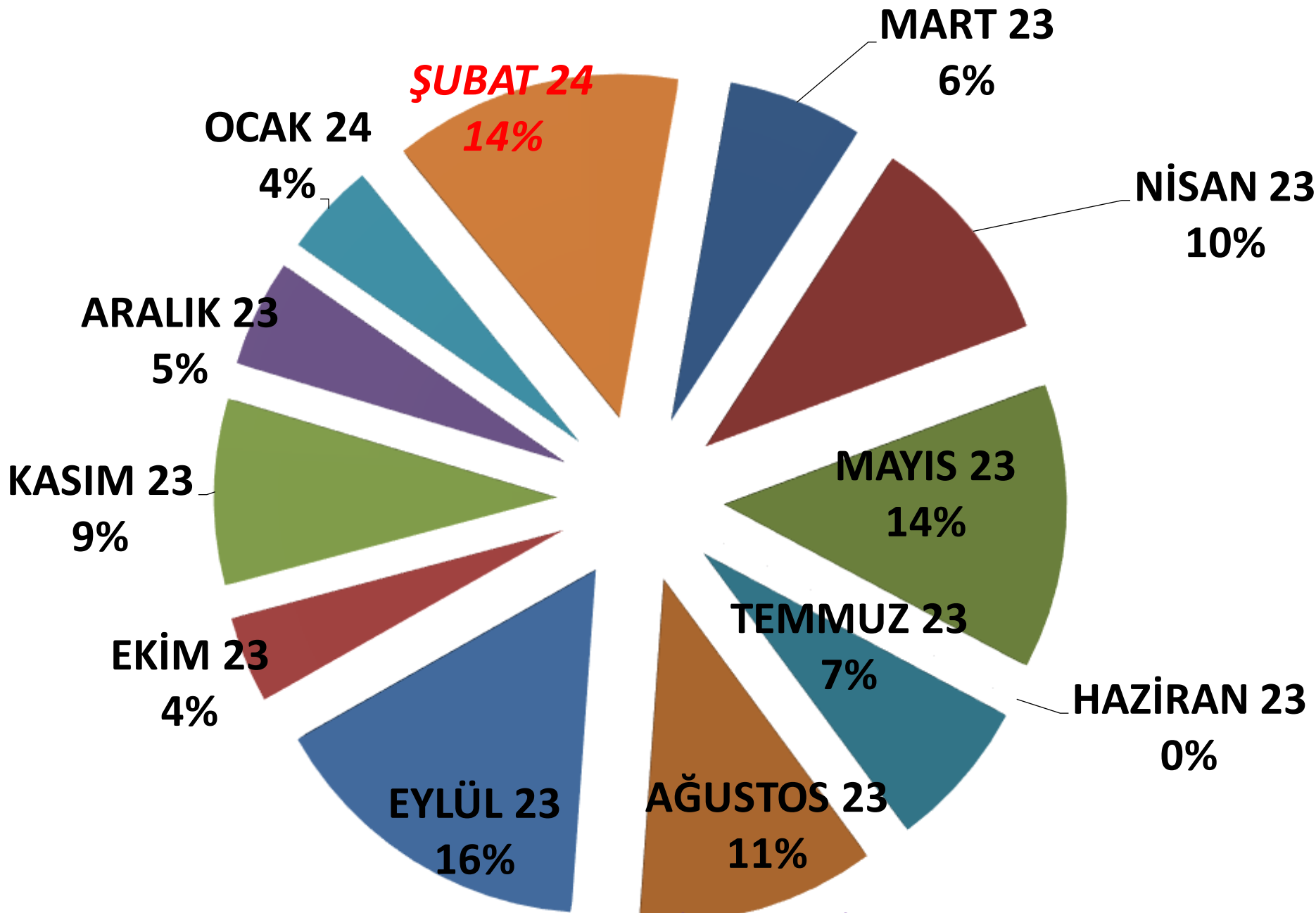
ORTALAMA FİYAT	2022 ŞUBAT	2023 ŞUBAT		2024 ŞUBAT	
	MTS	39,27 TL	2%	40,00 TL	12%

# AYLIK MAHLIÇ PAMUK FİYAT TRENDİ (TL)



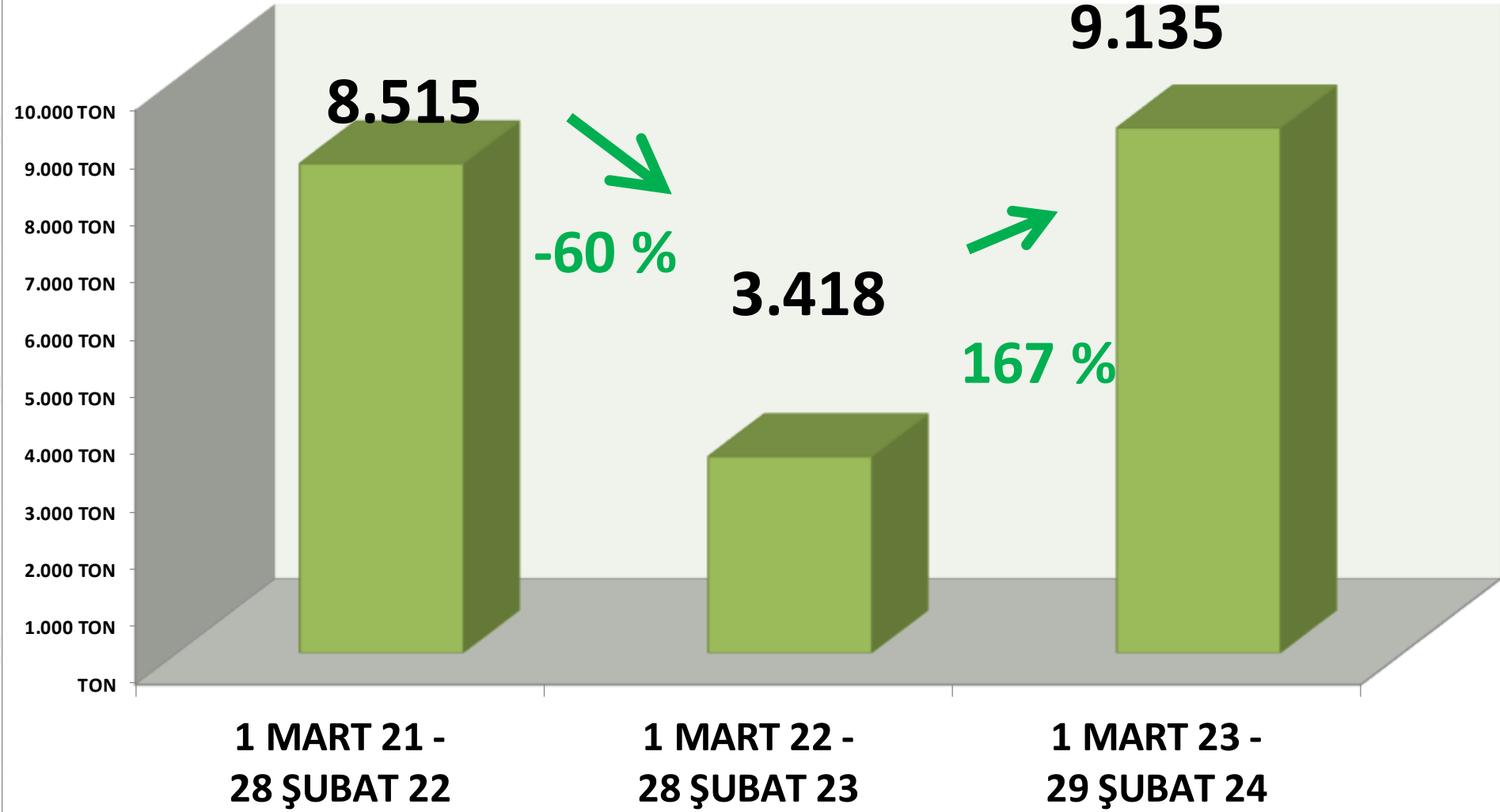
# AYLIK MAHLIÇ PAMUK İŞLEM MİKTARI (TON)



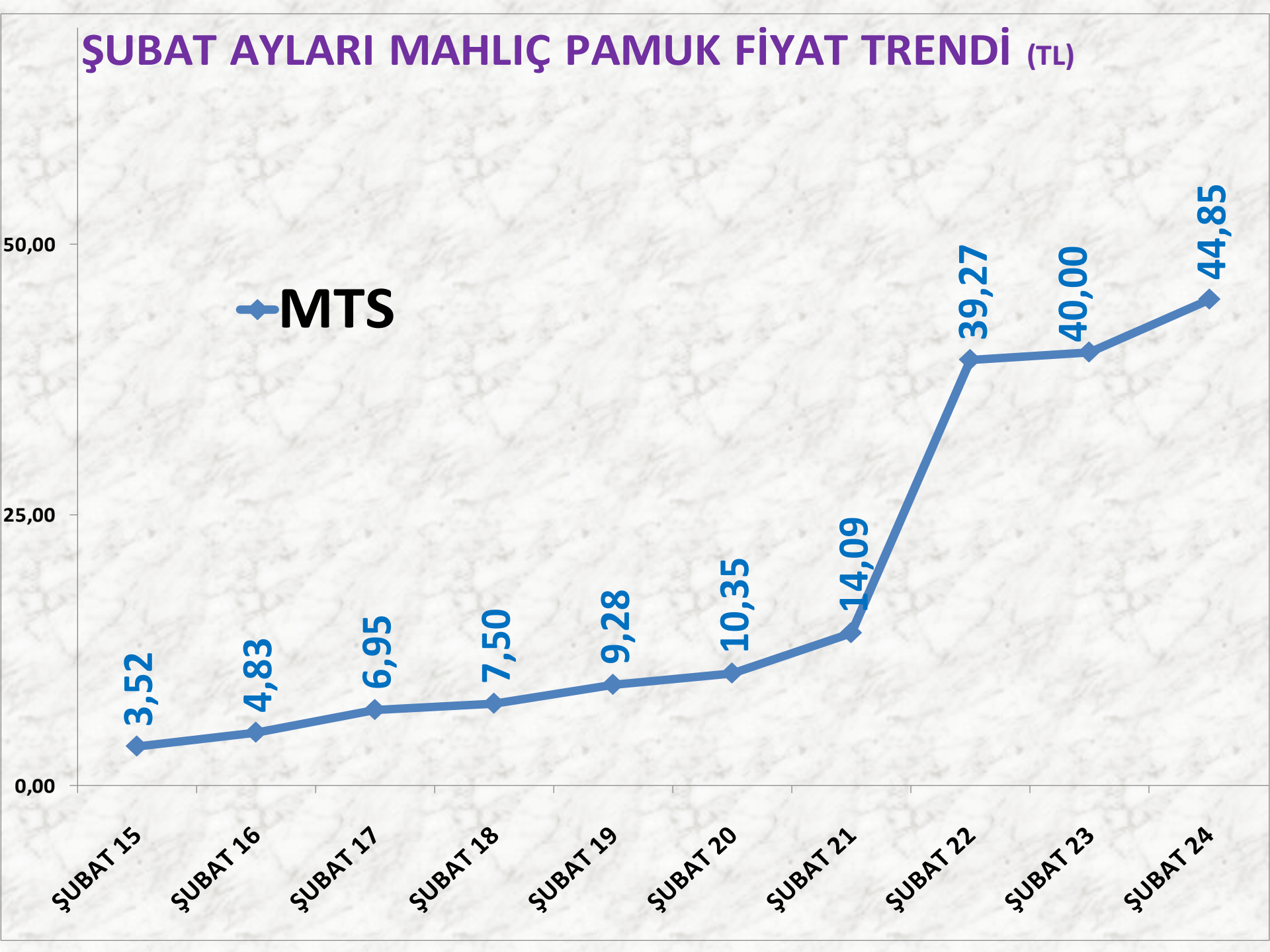


**AYLIK MAHLİÇ PAMUK MTS İŞLEM MİKTARI ORANLARI**

# YILLIK MAHLIÇ PAMUK İŞLEM MİKTARI



# ŞUBAT AYLARI MAHLİÇ PAMUK FİYAT TRENDİ (TL)



# KEKİK

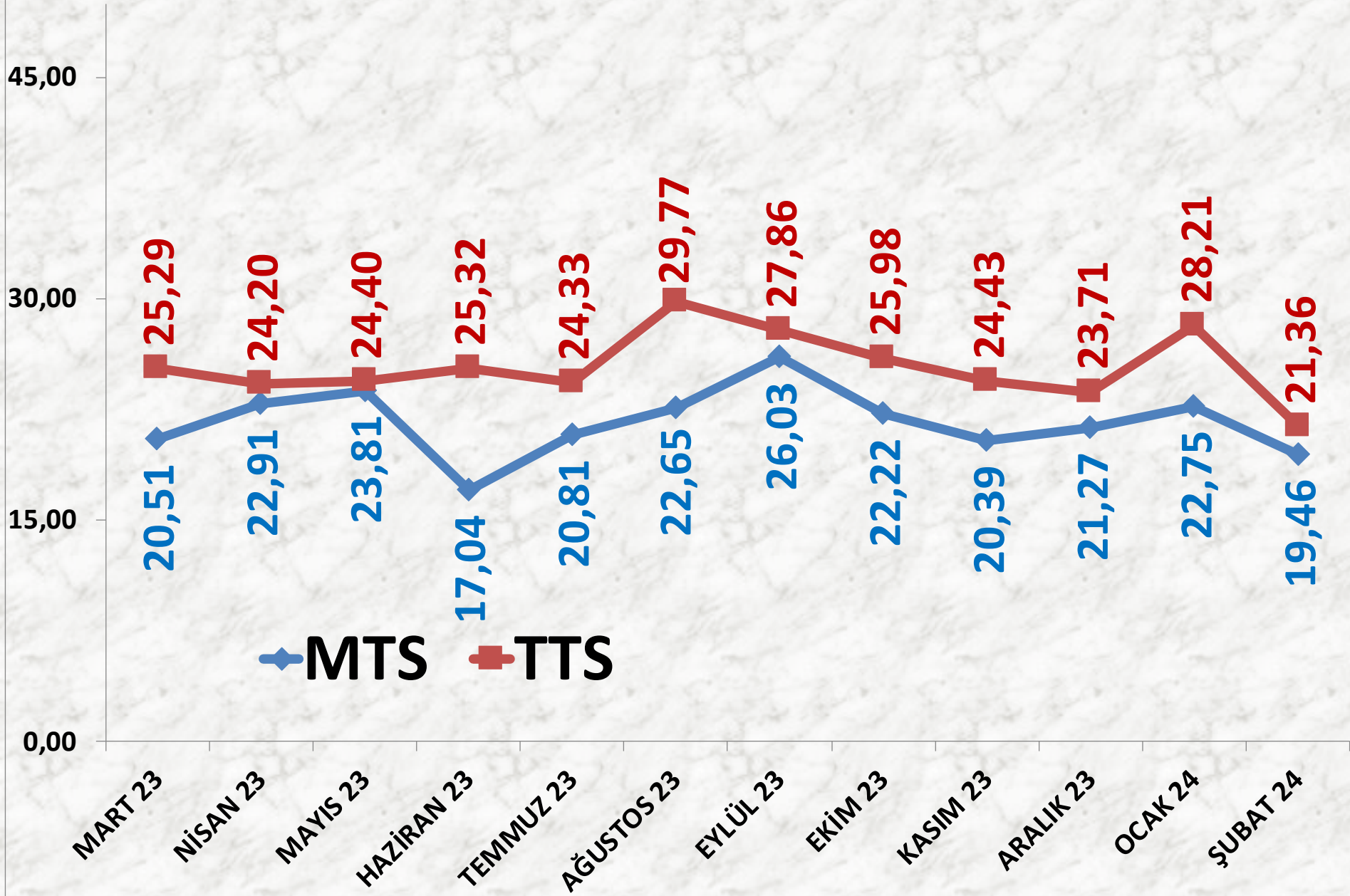
<b>İŞLEM MİKTARI TON</b>	<b>2022 ŞUBAT</b>	<b>2023 ŞUBAT</b>		<b>2024 ŞUBAT</b>	
MTS	430 TON	75%	752 TON	69%	1.274 TON
TTS	414 TON	24%	514 TON	34%	688 TON

<b>EN AZ FİYAT</b>	<b>2022 ŞUBAT</b>	<b>2023 ŞUBAT</b>		<b>2024 ŞUBAT</b>	
MTS	11,79 TL	42%	16,70 TL	-40%	10,00 TL
TTS	17,88 TL	-16%	15,00 TL	-33%	10,00 TL

<b>EN ÇOK FİYAT</b>	<b>2022 ŞUBAT</b>	<b>2023 ŞUBAT</b>		<b>2024 ŞUBAT</b>	
MTS	34,00 TL	-3%	32,84 TL	-28%	23,50 TL
TTS	52,14 TL	-17%	43,50 TL	21%	52,80 TL

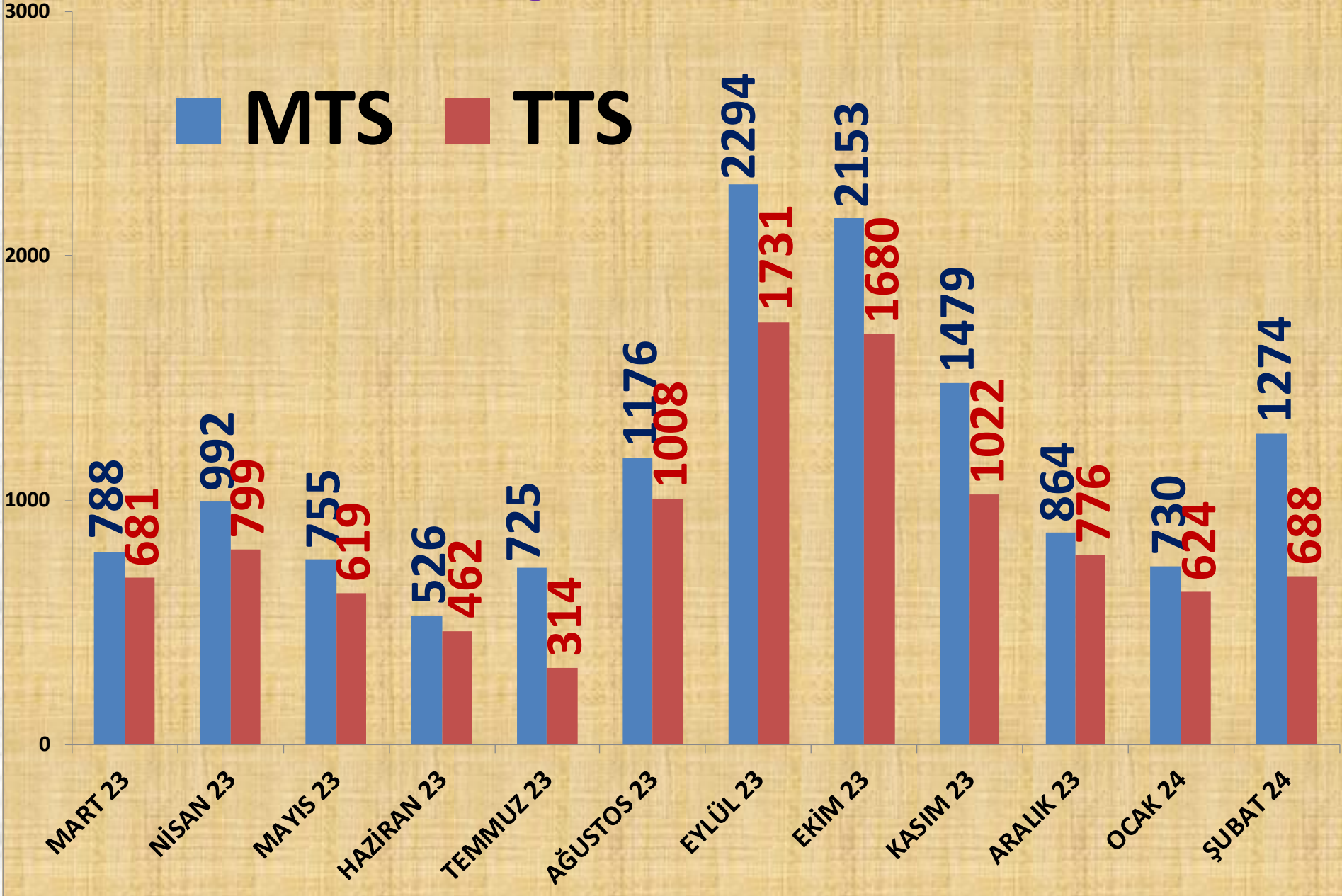
<b>ORTALAMA FİYAT</b>	<b>2022 ŞUBAT</b>	<b>2023 ŞUBAT</b>		<b>2024 ŞUBAT</b>	
MTS	22,16 TL	-2%	21,64 TL	-10%	19,46 TL
TTS	27,70 TL	-22%	21,61 TL	-1%	21,36 TL

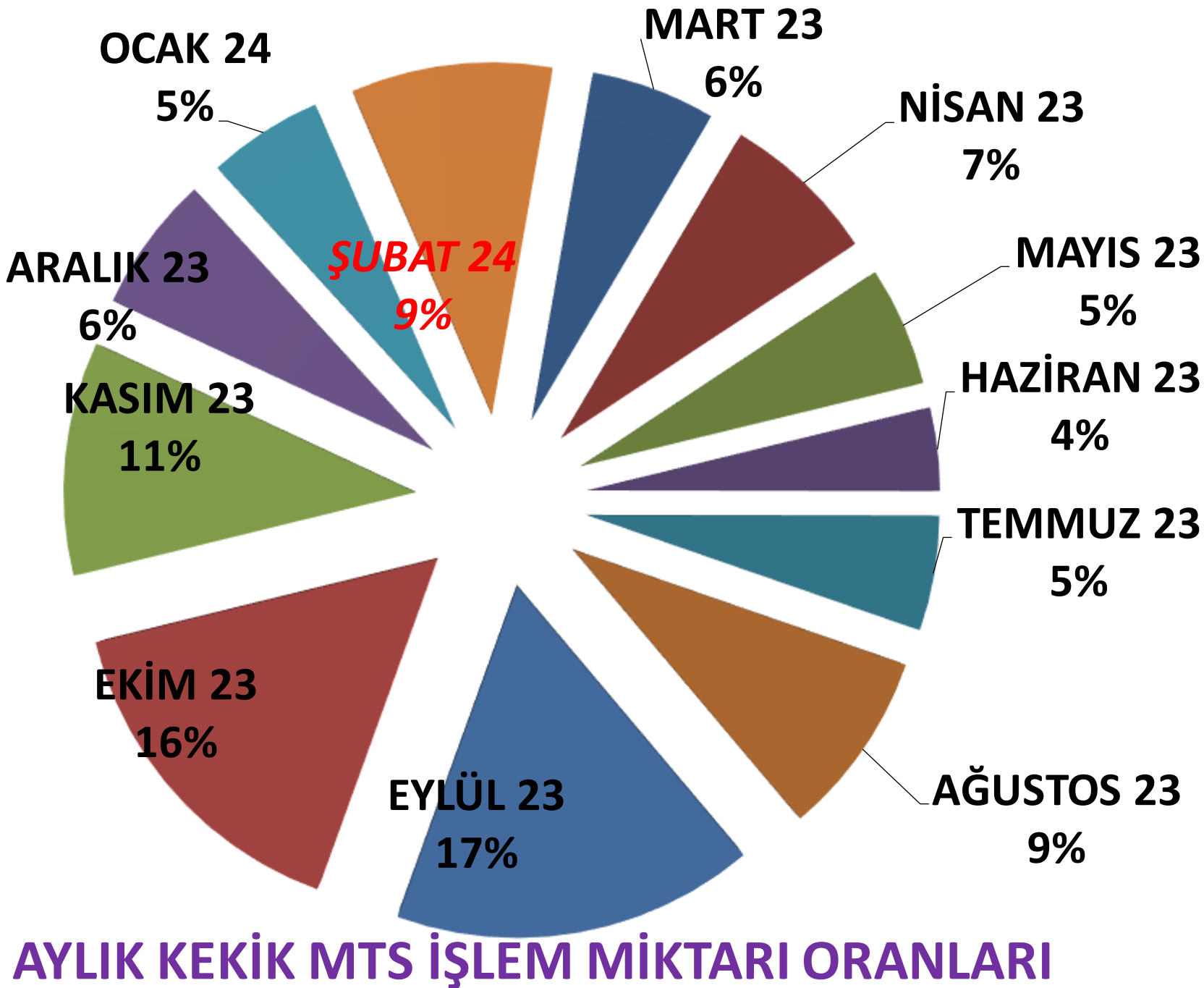
# AYLIK KEKİK FİYAT TRENDİ<sub>(TL)</sub>



# AYLIK KEKİK İŞLEM MİKTARI (TON)

■ MTS ■ TTS





■ TTS

# YILLIK KEKİK İŞLEM MİKTARI (TON)

13.767

■ MTS

14.000 TON  
12.000 TON  
10.000 TON  
8.000 TON  
6.000 TON  
4.000 TON  
2.000 TON  
TON

1 MART 21 -  
28 ŞUBAT 22

8.863

12.119

-26 %

1 MART 22 -  
28 ŞUBAT 23

6.563

-42 %

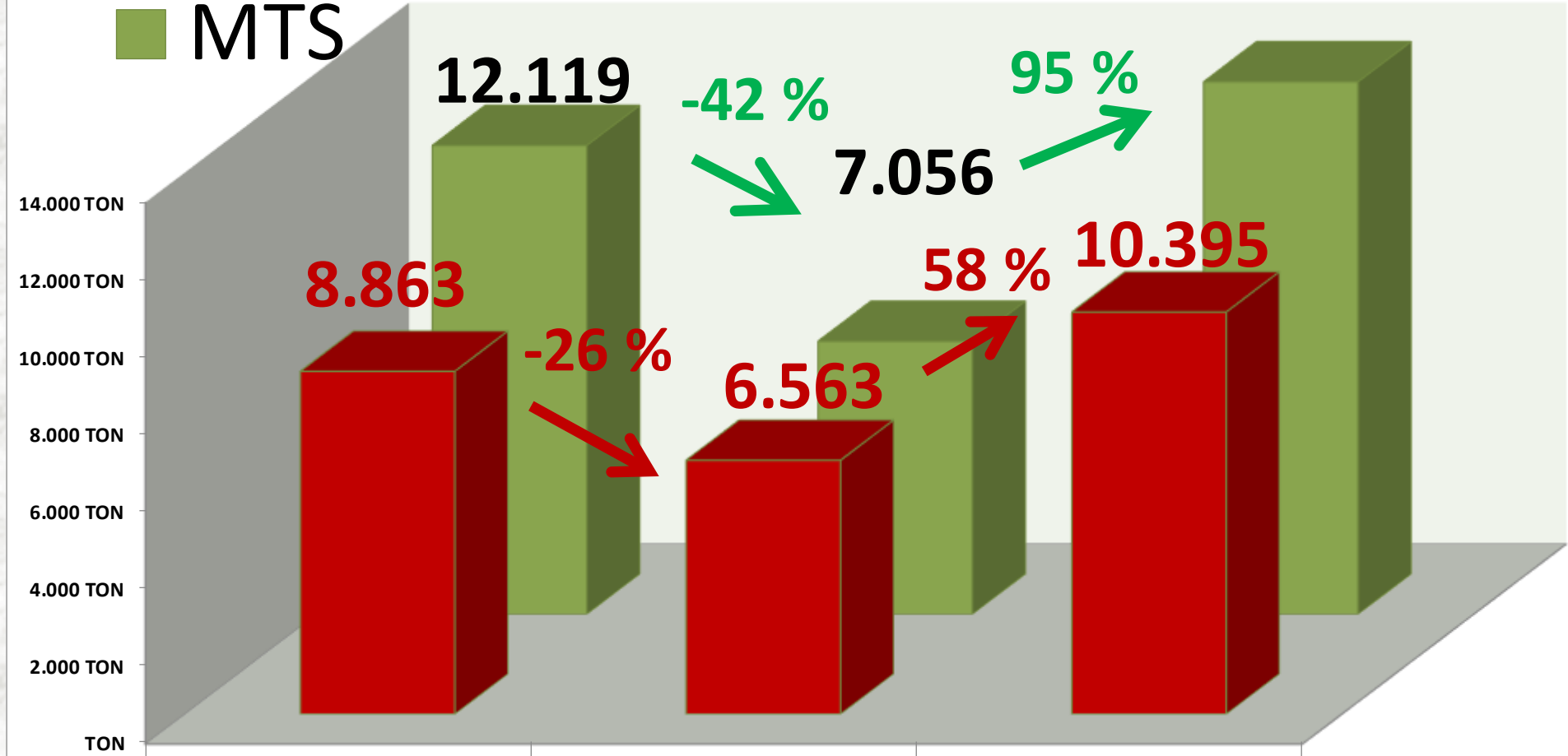
7.056

1 MART 23 -  
29 ŞUBAT 24

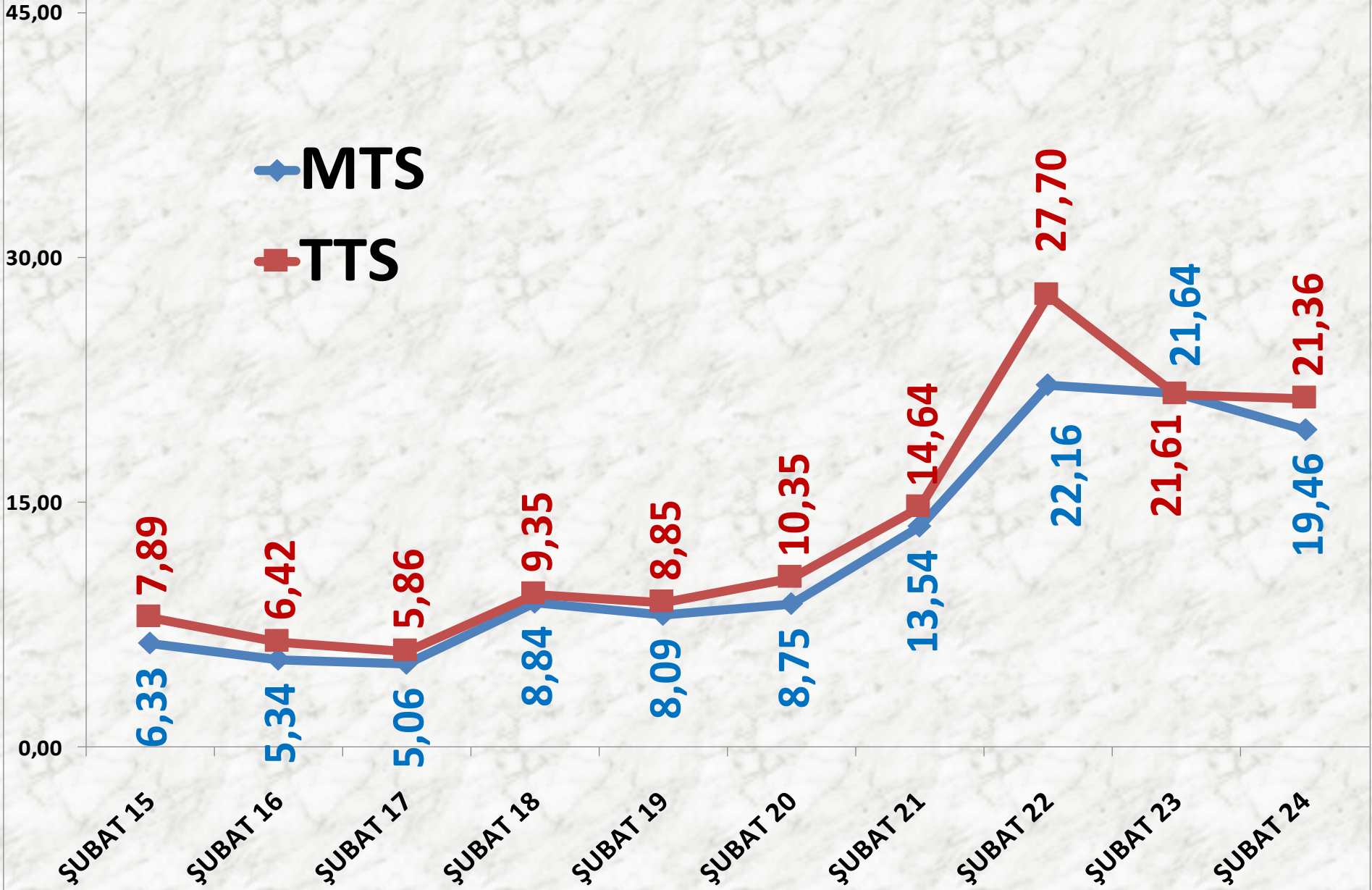
58 %

10.395

95 %



# ŞUBAT AYLARI KEKİK FİYAT TRENDİ (TL)



# ANASON

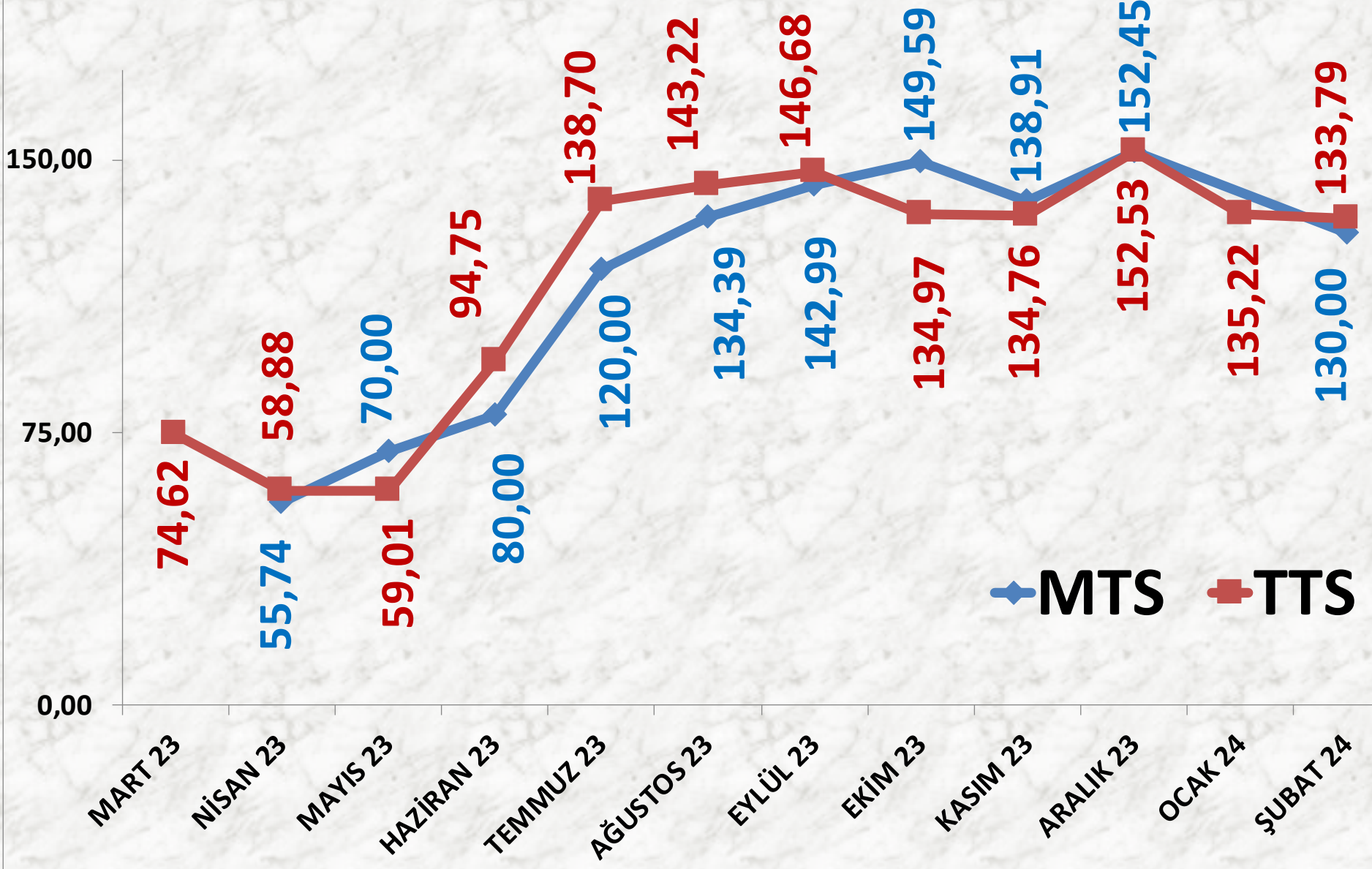
<b>İŞLEM MİKTARI TON</b>	<b>2022 ŞUBAT</b>	<b>2023 ŞUBAT</b>		<b>2024 ŞUBAT</b>	
MTS	0	-	0	-	6 TON
TTS	6 TON	-100%	0	-	2 TON

<b>EN AZ FİYAT</b>	<b>2022 ŞUBAT</b>	<b>2023 ŞUBAT</b>		<b>2024 ŞUBAT</b>	
MTS	-	-	-	-	130,00 TL
TTS	39,73 TL	-	-	-	133,79 TL

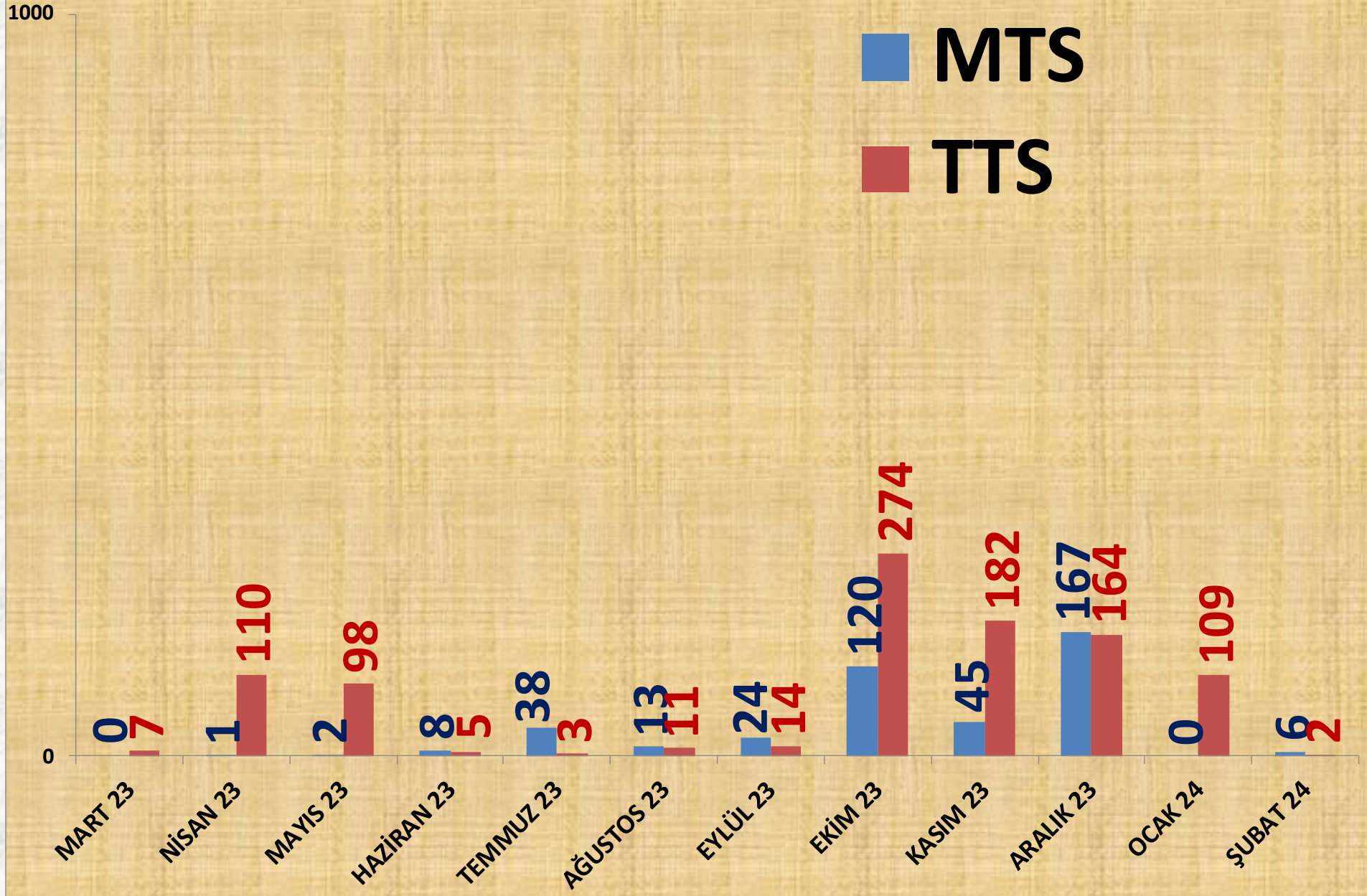
<b>EN ÇOK FİYAT</b>	<b>2022 ŞUBAT</b>	<b>2023 ŞUBAT</b>		<b>2024 ŞUBAT</b>	
MTS	-	-	-	-	130,00 TL
TTS	39,73 TL	-	-	-	133,79 TL

<b>ORTALAMA FİYAT</b>	<b>2022 ŞUBAT</b>	<b>2023 ŞUBAT</b>		<b>2024 ŞUBAT</b>	
MTS	-	-	-	-	130,00 TL
TTS	39,73 TL	-	-	-	133,79 TL

# AYLIK ANASON FİYAT TRENDİ (TL)



# AYLIK ANASON İŞLEM MİKTARI (TON)



**NİSAN 23**  
0%

**MAYIS 23**  
1%

**HAZİRAN 23**  
2%

**TEMMUZ 23**  
9%

**MART 23**  
0%

**OCAK 24**  
0%

**AĞUSTOS 23**  
3%

**EYLÜL 23**  
6%

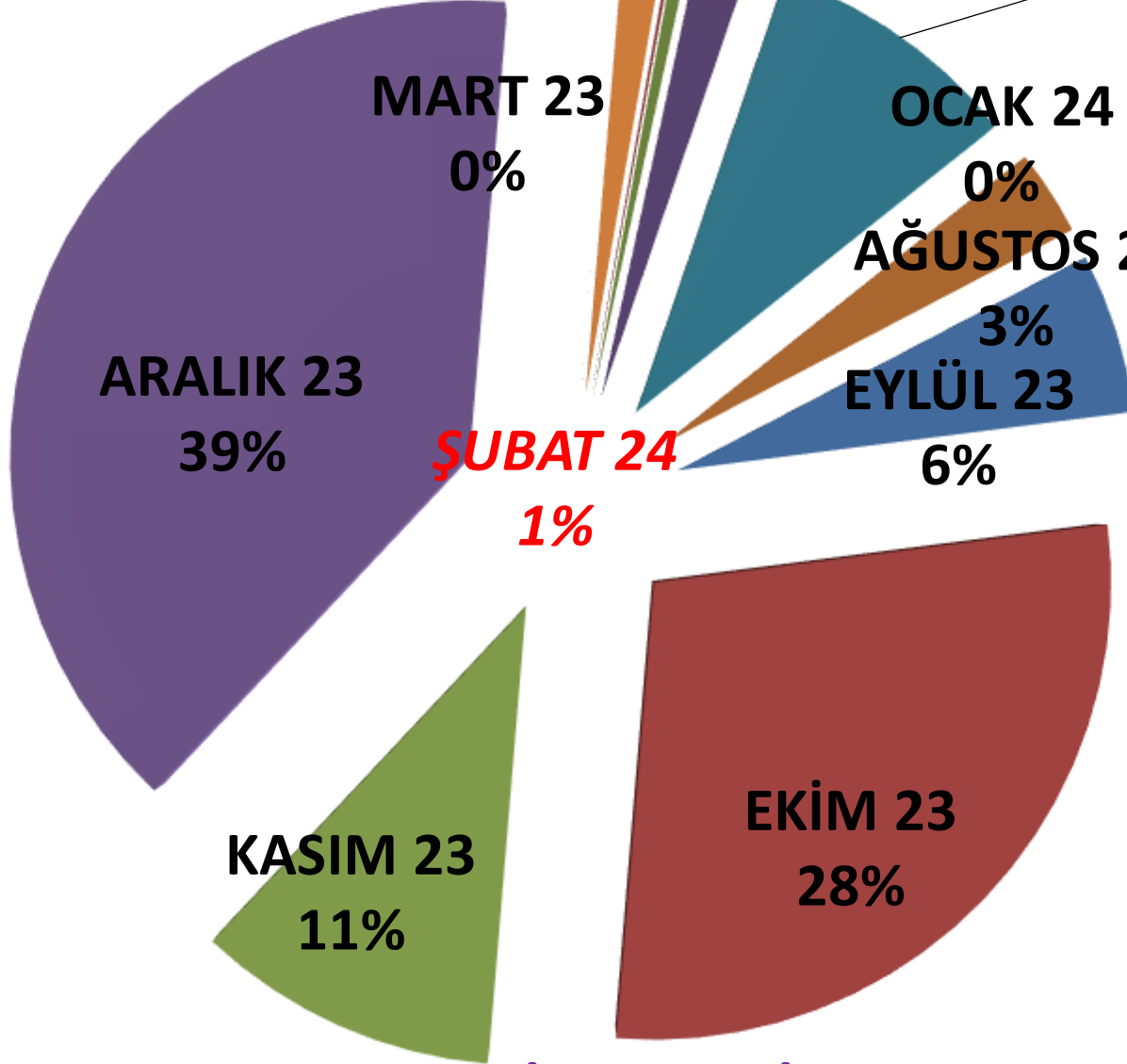
**ARALIK 23**  
39%

**ŞUBAT 24**  
1%

**KASIM 23**  
11%

**EKİM 23**  
28%

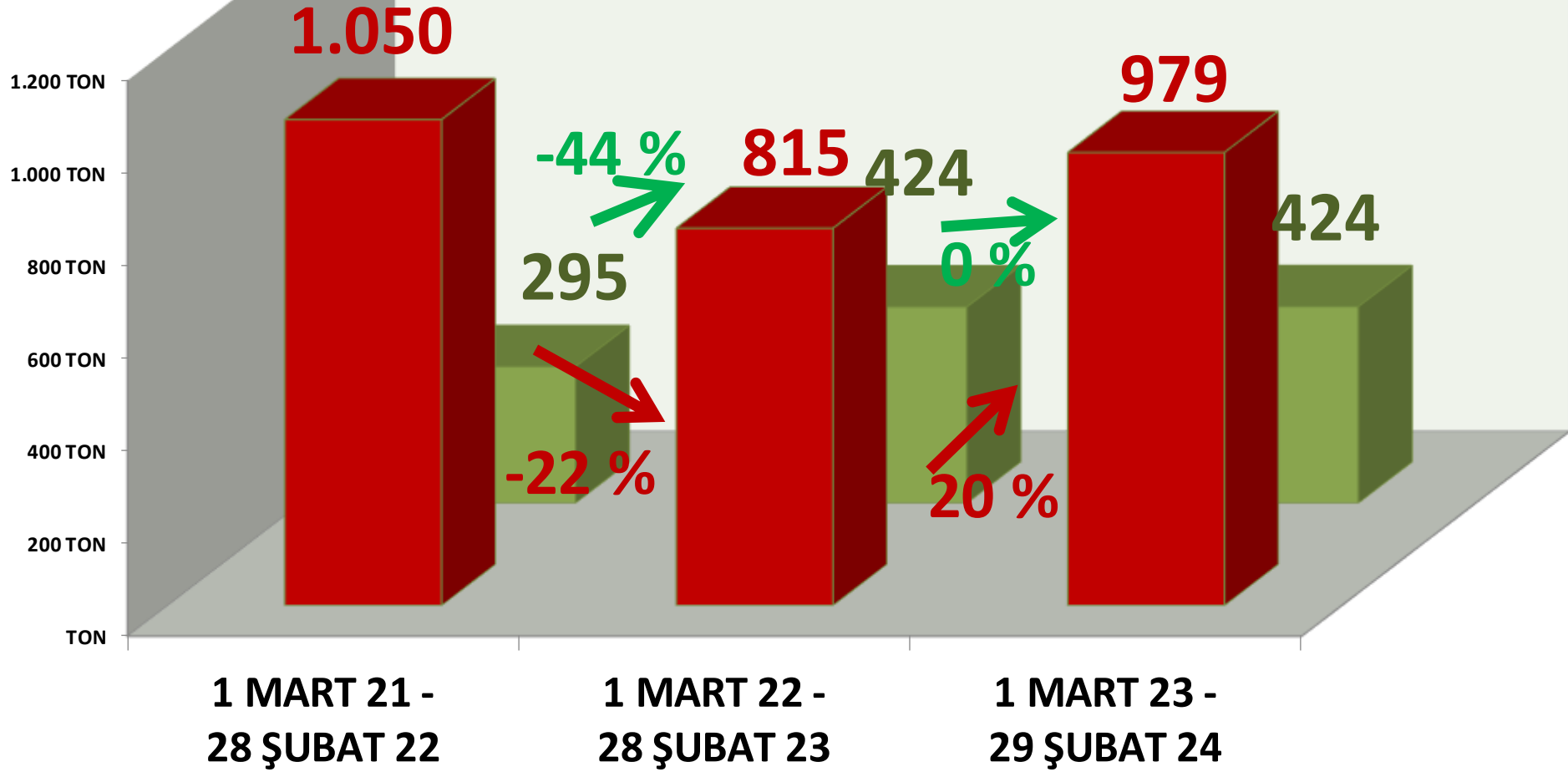
**AYLIK ANASON MTS İŞLEM MİKTARI ORANLARI**



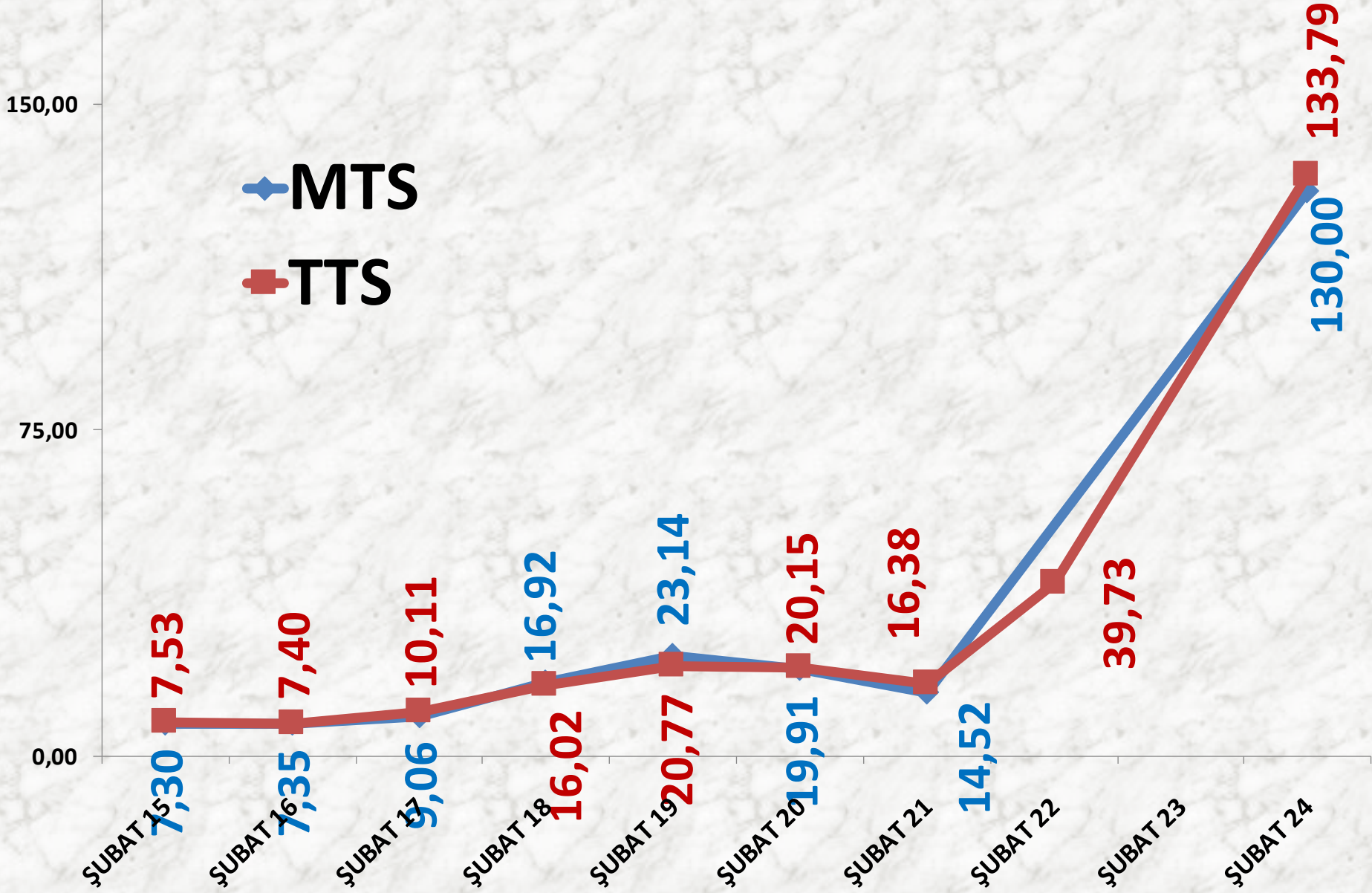
■ TTS

# YILLIK ANASON İŞLEM MİKTARI (TON)

■ MTS



# ŞUBAT AYLARI ANASON FİYAT TRENDİ (TL)



# KASAPLIK CANLI HAYVAN

## BÜYÜKBAŞ İŞLEM MİKTARI

İŞLEM MİKTARI ADET	2022 ŞUBAT	2023 ŞUBAT		2024 ŞUBAT	
MTS	1.451 ADET	-2%	1.424 ADET	-2%	1.400 ADET
TTS	799 ADET	-44%	444 ADET	-55%	198 ADET

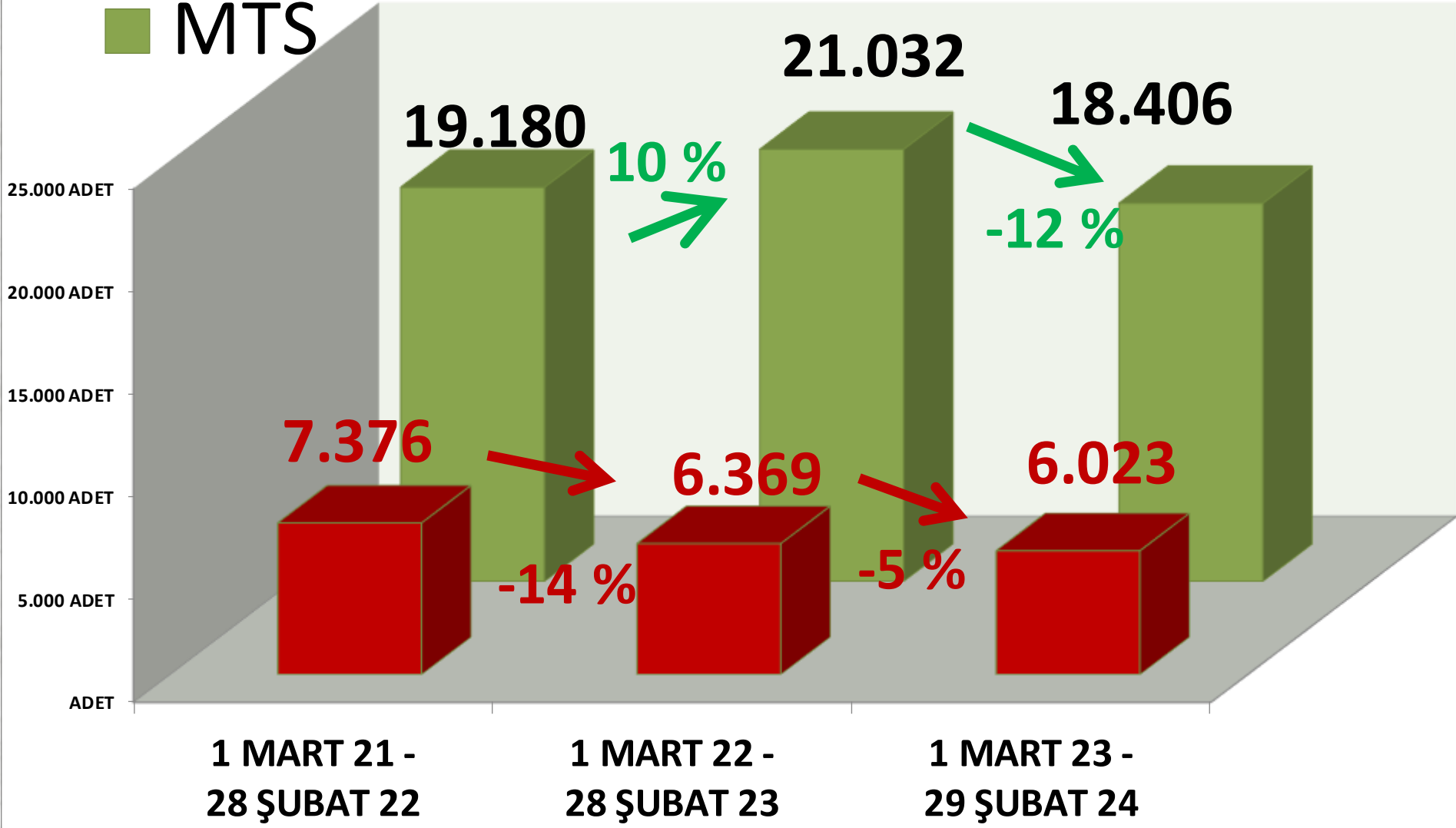
## KÜÇÜKBAŞ İŞLEM MİKTARI

İŞLEM MİKTARI ADET	2022 ŞUBAT	2023 ŞUBAT		2024 ŞUBAT	
MTS	2.556 ADET	49%	3.812 ADET	43%	5.454 ADET
TTS	1.262 ADET	-100%	0	-	7 ADET

■ TTS

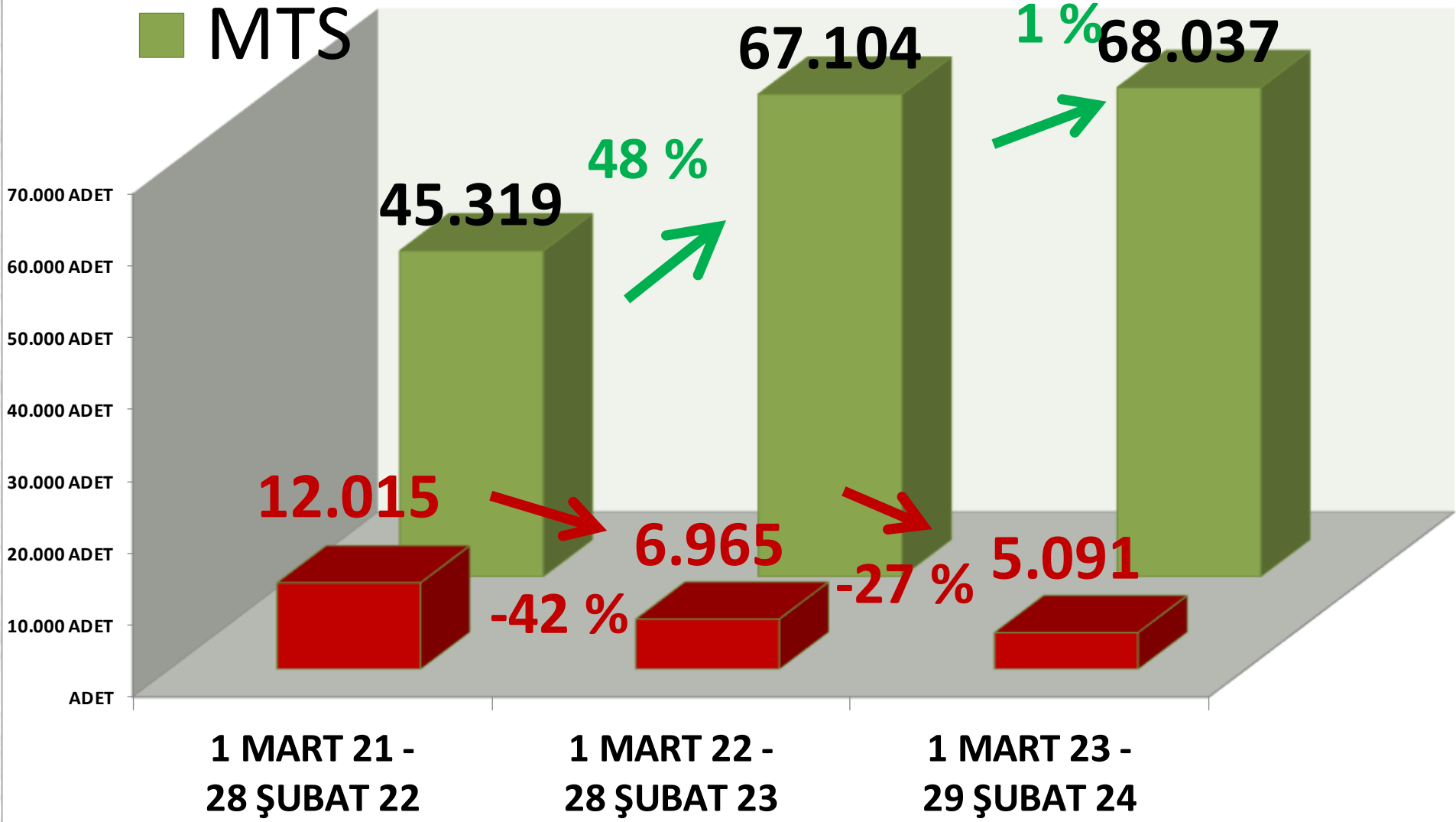
# YILLIK BÜYÜKBAŞ İŞLEM MİKTARI (TON)

■ MTS



# ■ TTS YILLIK KÜÇÜKBAŞ İŞLEM MİKTARI (TON)

■ MTS





DINLEDİĞİNİZ İÇİN  
TEŞEKKÜR EDERİM

RECEP MENGİ

