

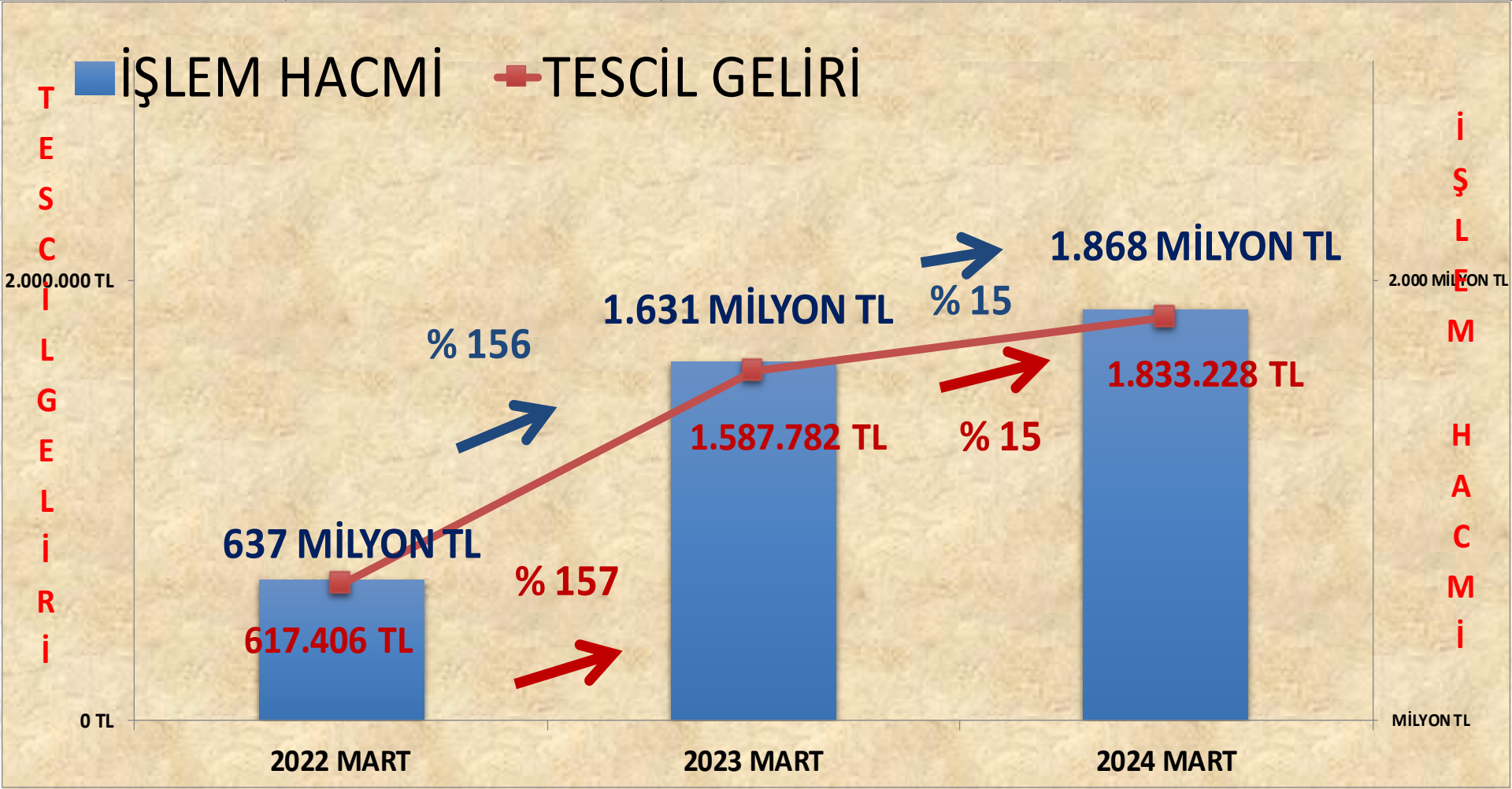


# MART 2024 TESCİL SUNUMU



# İŞLEM HACMİ VE TESCİL GELİRİ VERİLERİ

	2022 MART		2023 MART		2024 MART
İŞLEM HACMİ	637 MİLYON TL	156%	1.631 MİLYON TL	15%	1.868 MİLYON TL
TESCİL GELİRİ	617.406 TL	157%	1.587.782 TL	15%	1.833.228 TL



# 2023 MART

<b>ÜRÜN GRUBU</b>	<b>Miktar(kg./lt/adet)</b>	<b>Tutar(TL)</b>
BAKLIYAT VE MAMÜLLERİ	274.966	8.147.868
BİTKİSEL YAĞLAR	3.005	258.735
KOTASYON DIŐI ÜRÜNLER	44.054.140	1.282.665.577
HAM DERİLER VE BAĞIRSAKLAR	902.297	151.010
HAYVANSAL YAĞLAR	52	4.132
HUBUBAT .	17.608.047	105.421.780
HUBUBAT MAMÜLLERİ	138.650	967.225
KASAPLIK CANLI HAYVANLAR	5.155	68.893.642
KURU MEYVELER	1.053.851	46.775.869
ORMAN MAHSÜLLERİ	68.256	1.142.729
TEKSTİL HAMMADDELERİ	2.542.505	51.418.372
YAĞLI TOHUMLAR	2.173.520	64.863.048
<b><u>TOPLAM</u></b>	<b>68.824.444</b>	<b>1.630.709.986</b>

# 2024 MART

<b>ÜRÜN GRUBU</b>	<b>Miktar(kg./lt/adet)</b>	<b>Tutar(TL)</b>
BAKLİYAT VE MAMÜLLERİ	<b>582.107</b>	<b>23.237.866</b>
BİTKİSEL YAĞLAR	<b>0</b>	<b>0</b>
KOTASYON DIŞI ÜRÜNLER	<b>145.342.590</b>	<b>1.289.790.581</b>
HAM DERİLER VE BAĞIRSAKLAR	<b>3.798</b>	<b>90.749</b>
HAYVANSAL YAĞLAR	<b>17</b>	<b>3.800</b>
HUBUBAT .	<b>9.280.899</b>	<b>76.340.300</b>
HUBUBAT MAMÜLLERİ	<b>113.722</b>	<b>1.419.988</b>
KASAPLIK CANLI HAYVANLAR	<b>8.882</b>	<b>198.136.795</b>
KURU MEYVELER	<b>796.291</b>	<b>60.648.352</b>
ORMAN MAHSÜLLERİ	<b>231.912</b>	<b>5.392.371</b>
TEKSTİL HAMMADDELERİ	<b>1.607.462</b>	<b>51.122.343</b>
YAĞLI TOHUMLAR	<b>3.404.230</b>	<b>161.437.593</b>
<b><u>TOPLAM</u></b>	<b>161.371.911</b>	<b>1.867.620.737</b>

# 2023 MART - 2024 MART DEĞİŞİM

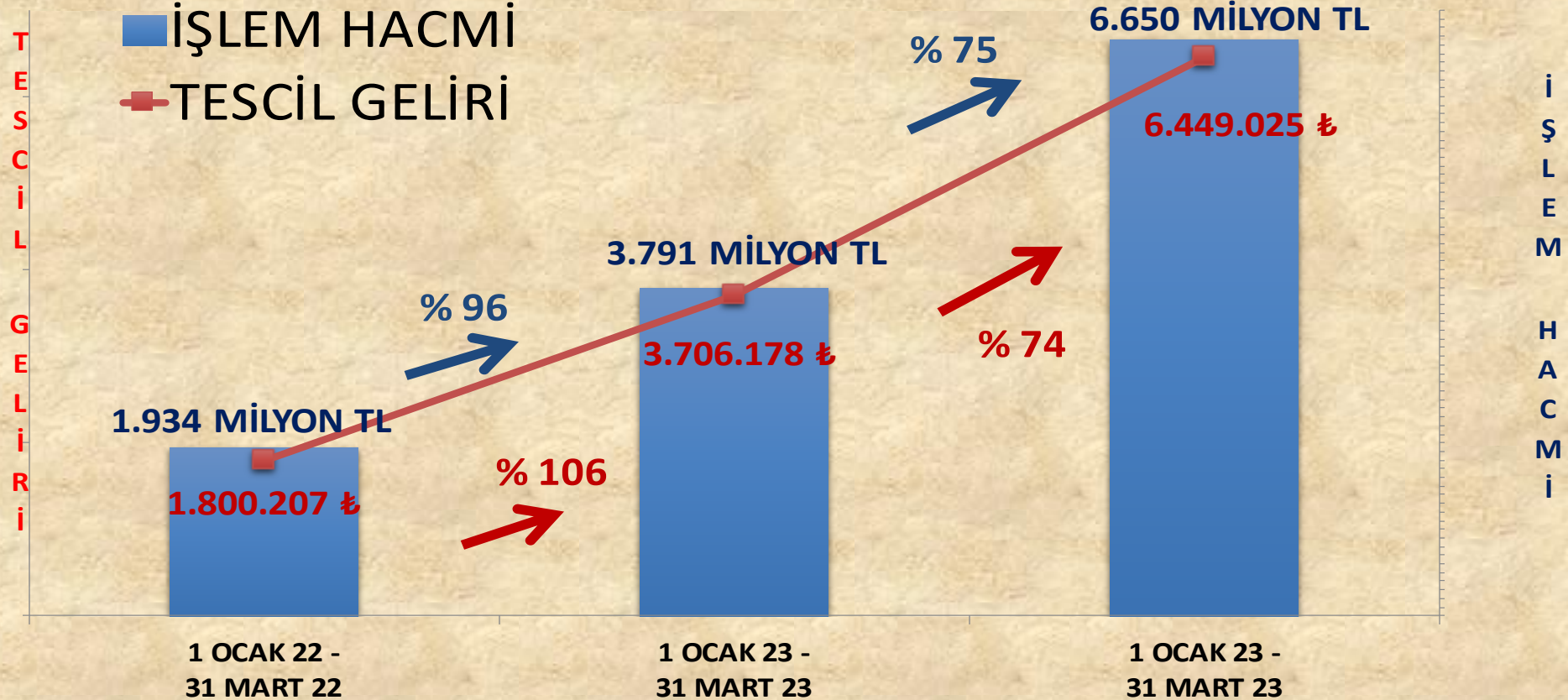
ÜRÜN GRUBU	Miktar(kg./lt/adet)	Tutar(TL)
BAKLİYAT VE MAMÜLLERİ	307.141	15.089.998
BİTKİSEL YAĞLAR	-3.005	-258.735
KOTASYON DIŞI ÜRÜNLER	101.288.450	7.125.005
HAM DERİLER VE BAĞIRSAKLAR	-898.499	-60.260
HAYVANSAL YAĞLAR	-35	-332
HUBUBAT .	-8.327.148	-29.081.481
HUBUBAT MAMÜLLERİ	-24.928	452.763
KASAPLIK CANLI HAYVANLAR	3.727	129.243.153
KURU MEYVELER	-257.560	13.872.483
ORMAN MAHSÜLLERİ	163.656	4.249.642
TEKSTİL HAMMADDELERİ	-935.043	-296.029
YAĞLI TOHUMLAR	1.230.709	96.574.545
<b><u>TOPLAM</u></b>	<b>92.547.466</b>	<b>236.910.751</b>

# 2023 MART - 2024 MART DEĞİŞİM ORANI

ÜRÜN GRUBU	Miktar(kg./lt/adet)	Tutar(TL)
BAKLİYAT VE MAMÜLLERİ	112%	185%
BİTKİSEL YAĞLAR	-100%	-100%
KOTASYON DIŞI ÜRÜNLER	230%	1%
HAM DERİLER VE BAĞIRSAKLAR	-100%	-40%
HAYVANSAL YAĞLAR	-67%	-8%
HUBUBAT .	-47%	-28%
HUBUBAT MAMÜLLERİ	-18%	47%
KASAPLIK CANLI HAYVANLAR	72%	188%
KURU MEYVELER	-24%	30%
ORMAN MAHSÜLLERİ	240%	372%
TEKSTİL HAMMADDELERİ	-37%	-1%
YAĞLI TOHUMLAR	57%	149%
<b><u>TOPLAM</u></b>	<b>134%</b>	<b>15%</b>

# İŞLEM HACMİ VE TESCİL GELİRİ VERİLERİ

	1 OCAK 22 - 31 MART 22	1 OCAK 23 - 31 MART 23	1 OCAK 23 - 31 MART 23	1 OCAK 23 - 31 MART 23	
İŞLEM HACMI	1.934 MİLYON TL	96%	3.791 MİLYON TL	75%	6.650 MİLYON TL
TESCİL GELİRİ	1.800.207 TL	106%	3.706.178 TL	74%	6.449.025 TL



# 1 OCAK - 31 MART 2023

	Miktar(kg./lt/adet)	Tutar(TL)
BAKLİYAT VE MAMÜLLERİ	1.289.630	38.225.444
BİTKİSEL YAĞLAR	33.810	2.683.406
KOTASYON DIŐI ÜRÜNLER	279.541.361	2.415.921.376
HAM DERİLER VE BAĞIRSAKLAR	930.642	596.528
HAYVANSAL YAĞLAR	156	18.675
HUBUBAT .	108.442.657	492.387.175
HUBUBAT MAMÜLLERİ	766.715	5.205.385
KASAPLIK CANLI HAYVANLAR	18.413	220.863.868
KURU MEYVELER	2.544.636	98.632.302
ORMAN MAHSÜLLERİ	499.990	5.865.928
TEKSTİL HAMMADDELERİ	14.437.377	255.420.735
YAĞLI TOHUMLAR	10.755.603	255.415.487
<b><u>TOPLAM</u></b>	<b>419.260.989</b>	<b>3.791.236.309</b>

# 1 OCAK - 31 MART 2024

	Miktar(kg./lt/adet)	Tutar(TL)
BAKLİYAT VE MAMÜLLERİ	1.788.297	76.785.224
BİTKİSEL YAĞLAR	50	22.500
KOTASYON DIŐI ÜRÜNLER	413.749.253	4.203.343.882
HAM DERİLER VE BAĞIRSAKLAR	18.378	336.663
HAYVANSAL YAĞLAR	82	19.300
HUBUBAT .	95.239.551	633.091.588
HUBUBAT MAMÜLLERİ	894.304	8.642.728
KASAPLIK CANLI HAYVANLAR	26.192	560.638.581
KURU MEYVELER	1.829.885	129.336.142
ORMAN MAHSÜLLERİ	474.817	9.460.785
TEKSTİL HAMMADDELERİ	18.855.174	414.156.370
YAĞLI TOHUMLAR	17.032.743	614.491.171
<b><u>TOPLAM</u></b>	<b>549.908.725</b>	<b>6.650.324.934</b>

# 1 OCAK - 31 MART 2023-24 DEĞİŞİM

	Miktar(kg./lt/adet)	Tutar(TL)
BAKLİYAT VE MAMÜLLERİ	498.667	38.559.780
BITKİSEL YAĞLAR	-33.760	-2.660.906
KOTASYON DIŞI ÜRÜNLER	134.207.892	1.787.422.506
HAM DERİLER VE BAĞIRSAKLAR	-912.264	-259.865
HAYVANSAL YAĞLAR	-74	625
HUBUBAT .	-13.203.106	140.704.413
HUBUBAT MAMÜLLERİ	127.589	3.437.343
KASAPLIK CANLI HAYVANLAR	7.779	339.774.712
KURU MEYVELER	-714.752	30.703.840
ORMAN MAHSÜLLERİ	-25.172	3.594.857
TEKSTİL HAMMADDELERİ	4.417.797	158.735.635
YAĞLI TOHUMLAR	6.277.140	359.075.684
<b><u>TOPLAM</u></b>	<b>130.647.736</b>	<b>2.859.088.625</b>

# 1 OCAK - 31 MART 2023-24 DEĞİŞİM ORANI

	Miktar(kg./lt/adet)	Tutar(TL)
BAKLİYAT VE MAMÜLLERİ	39%	101%
BITKİSEL YAĞLAR	-100%	-99%
KOTASYON DIŞI ÜRÜNLER	48%	74%
HAM DERİLER VE BAĞIRSAKLAR	-98%	-44%
HAYVANSAL YAĞLAR	-47%	3%
HUBUBAT .	-12%	29%
HUBUBAT MAMÜLLERİ	17%	66%
KASAPLIK CANLI HAYVANLAR	42%	154%
KURU MEYVELER	-28%	31%
ORMAN MAHSÜLLERİ	-5%	61%
TEKSTİL HAMMADDELERİ	31%	62%
YAĞLI TOHUMLAR	58%	141%
<b><u>TOPLAM</u></b>	<b>31%</b>	<b>75%</b>

# ARPA

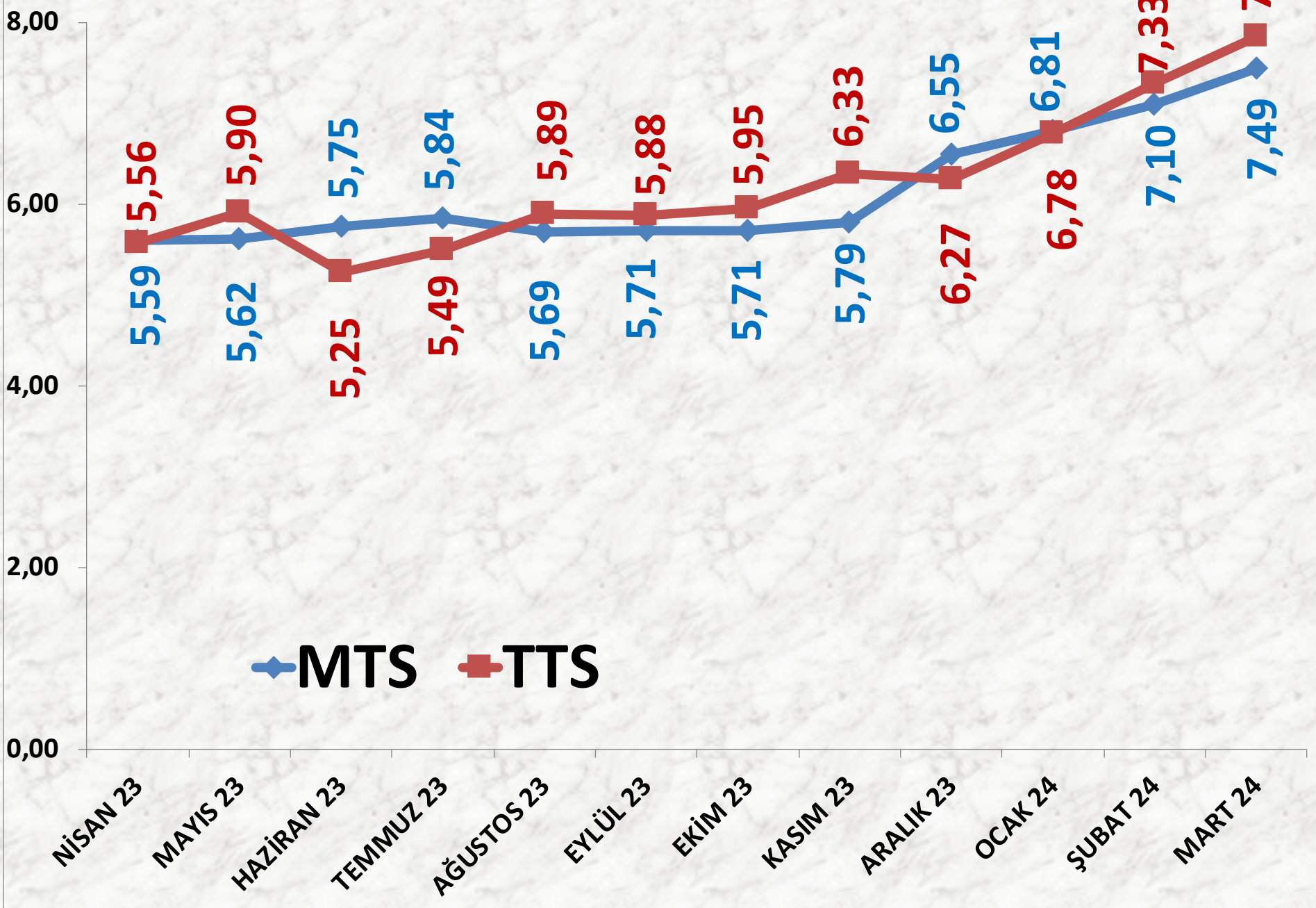
<b>İŞLEM MİKTARI TON</b>	<b>2022 MART</b>	<b>2023 MART</b>		<b>2024 MART</b>	
MTS	281 TON	-30%	197 TON	181%	554 TON
TTS	249 TON	2149%	5.599 TON	-98%	132 TON

<b>EN AZ FİYAT</b>	<b>2022 MART</b>	<b>2023 MART</b>		<b>2024 MART</b>	
MTS	2,40 TL	129%	5,50 TL	0%	5,50 TL
TTS	3,70 TL	12%	4,15 TL	88%	7,80 TL

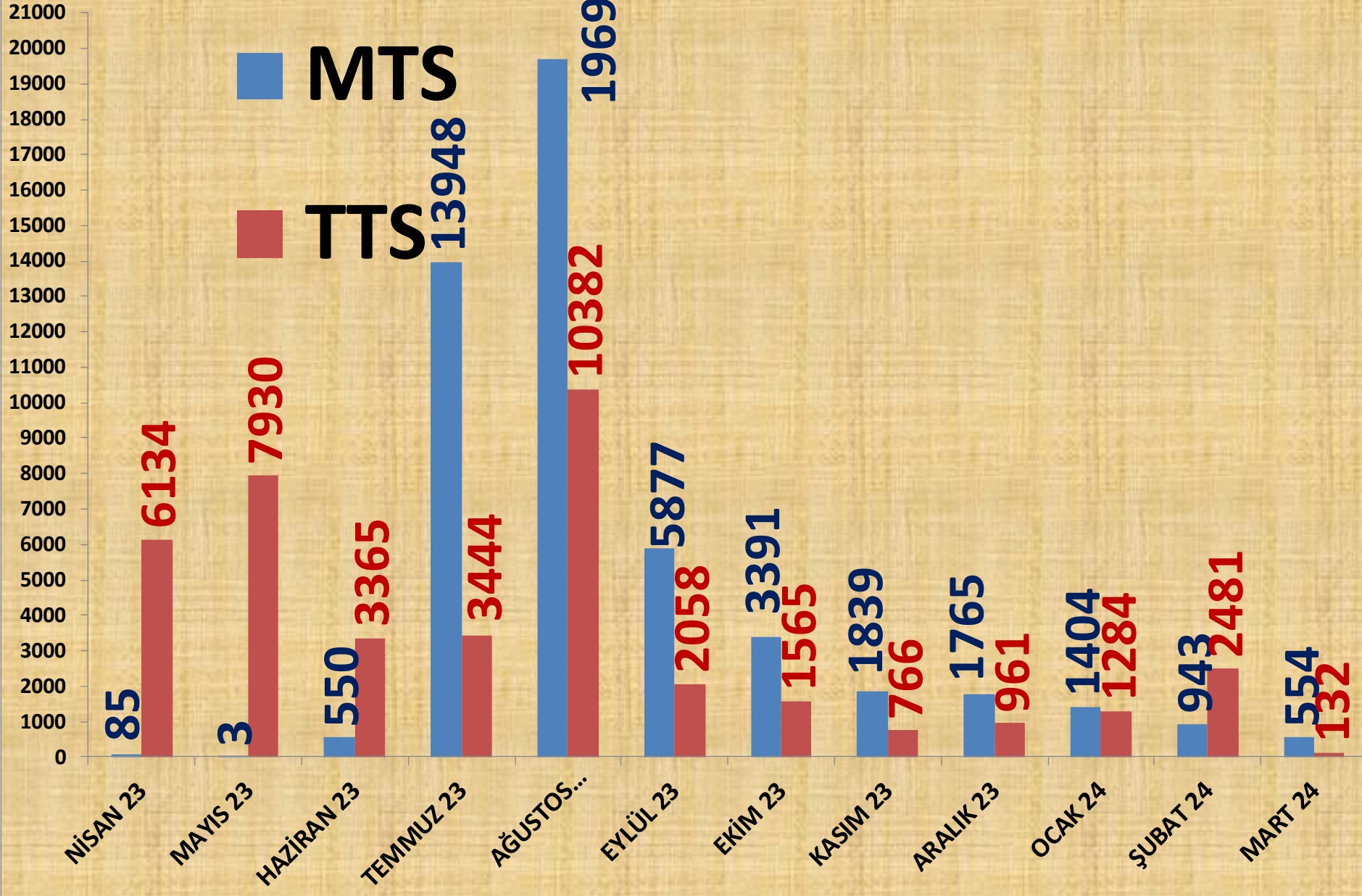
<b>EN ÇOK FİYAT</b>	<b>2022 MART</b>	<b>2023 MART</b>		<b>2024 MART</b>	
MTS	4,40 TL	45%	6,40 TL	43%	9,12 TL
TTS	4,60 TL	37%	6,29 TL	27%	8,00 TL

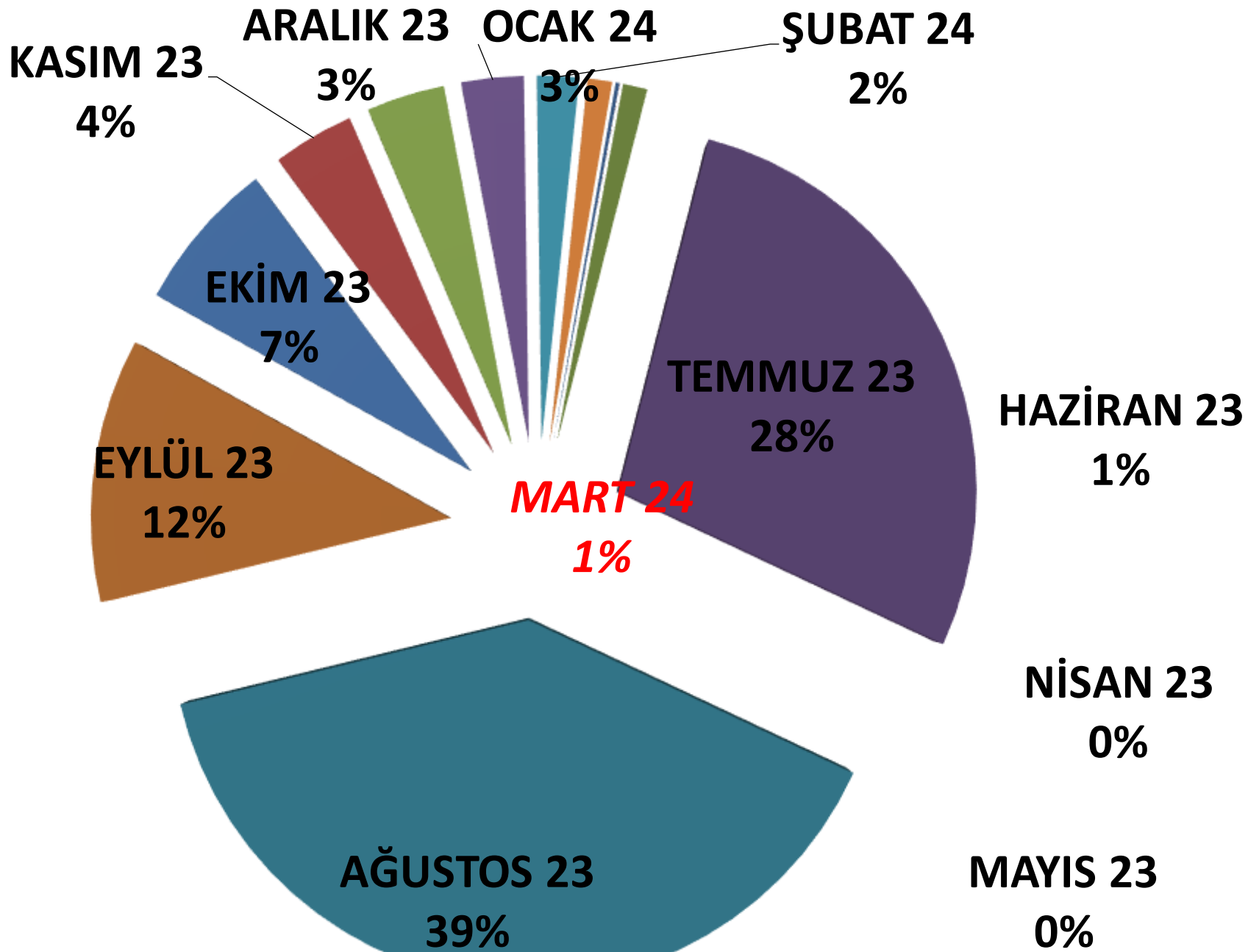
<b>ORTALAMA FİYAT</b>	<b>2022 MART</b>	<b>2023 MART</b>		<b>2024 MART</b>	
MTS	3,87 TL	52%	5,90 TL	27%	7,49 TL
TTS	4,04 TL	48%	5,98 TL	31%	7,84 TL

# AYLIK ARPA FİYAT TRENDİ (TL)



# AYLIK ARPA İŞLEM MİKTARI (TON)





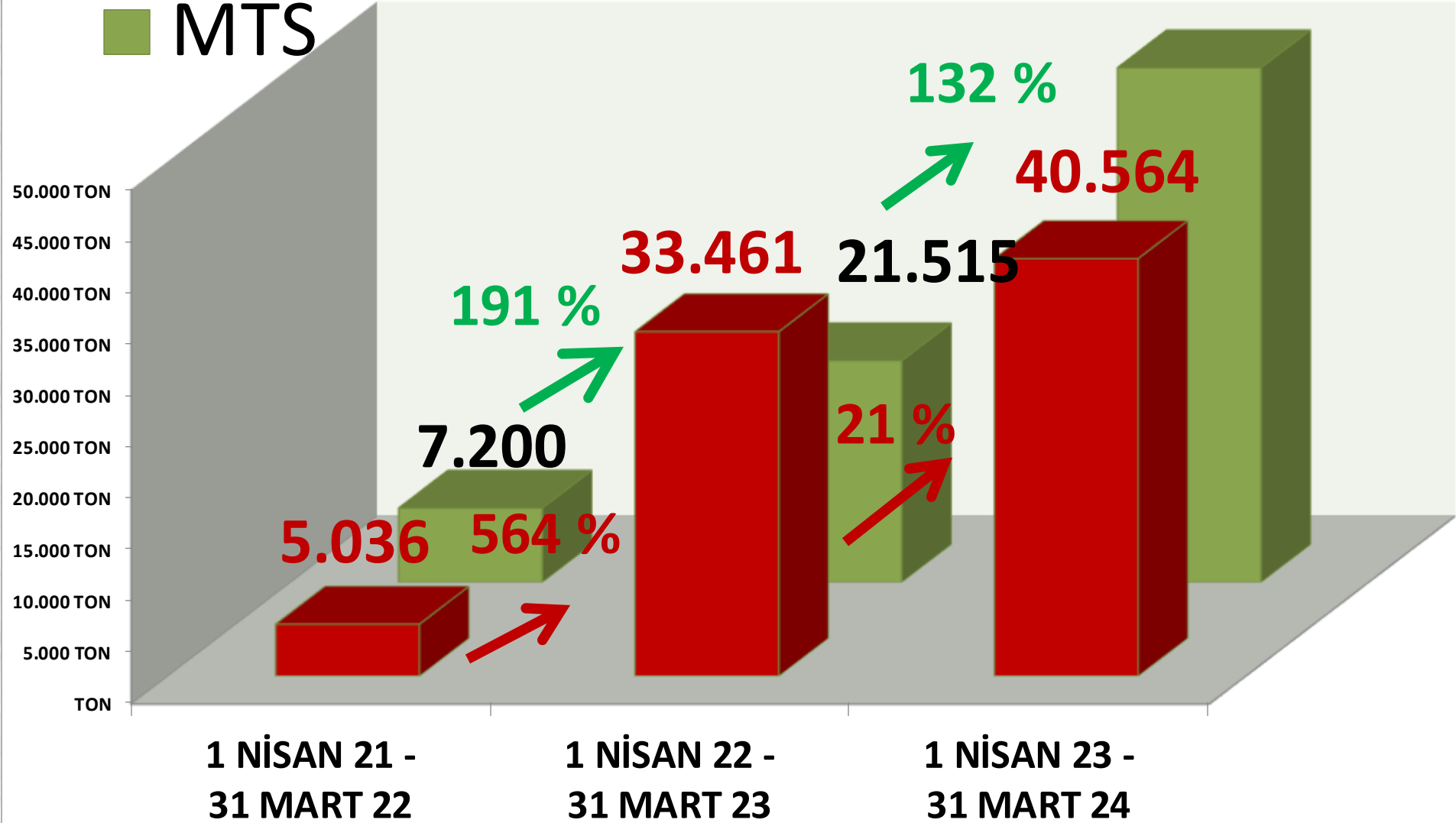
**AYLIK ARPA MTS İŞLEM MİKTARI ORANLARI**

■ TTS

# YILLIK ARPA İŞLEM MİKTARI (TON)

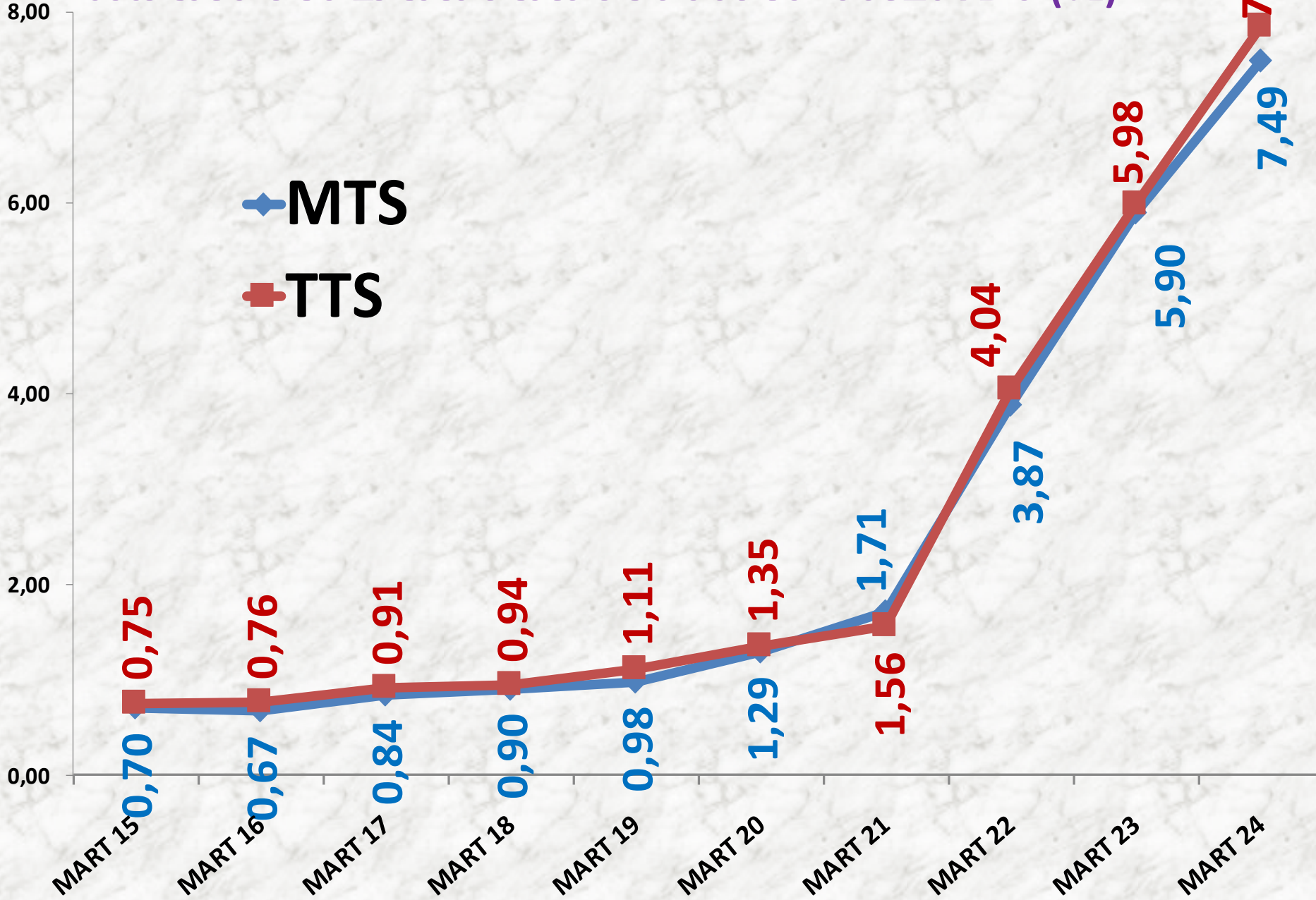
49.990

■ MTS



# MART AYLARI ARPA FİYAT TRENDİ (TL)

◆ MTS  
■ TTS



# BUĞDAY

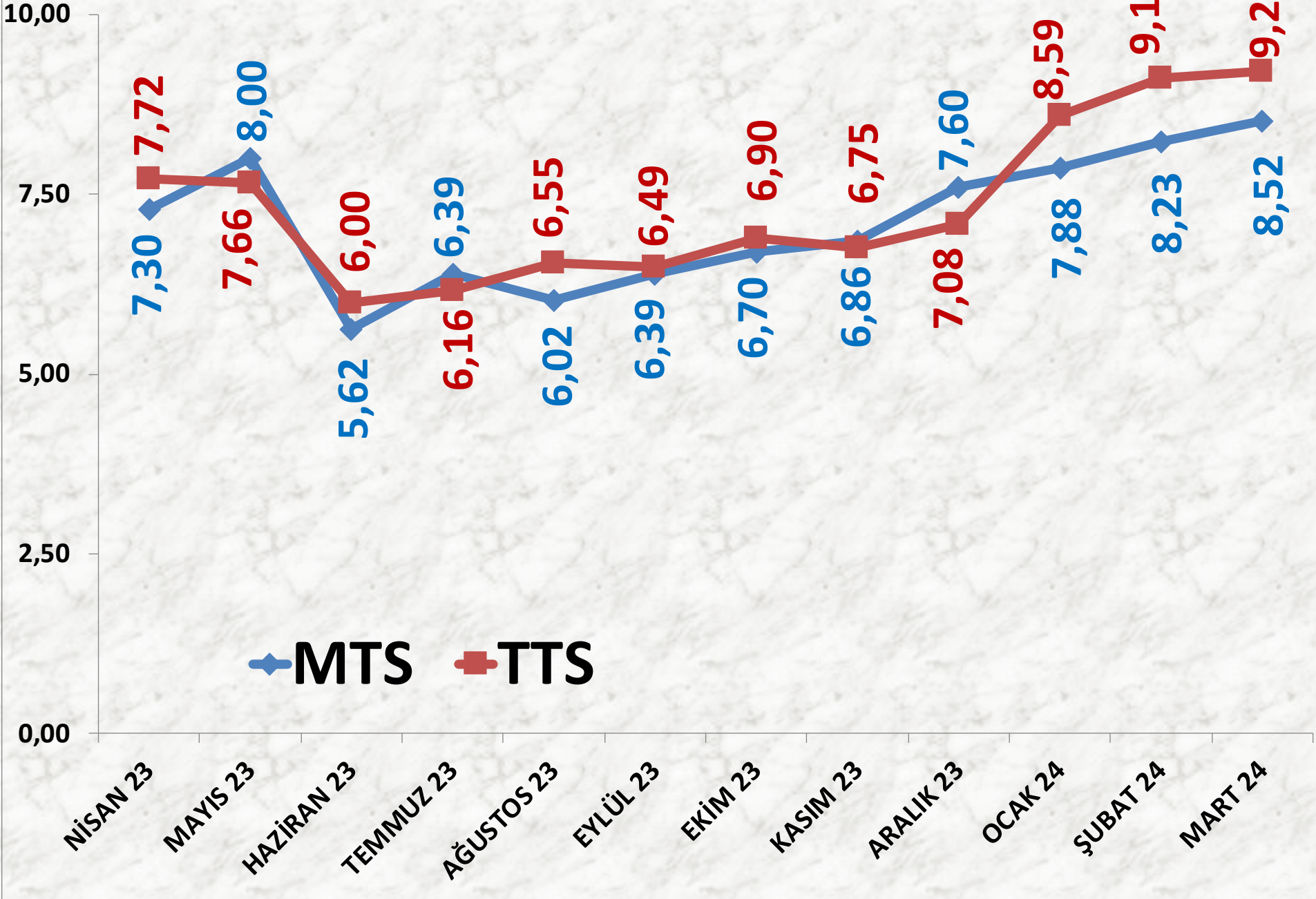
<b>İŞLEM MİKTARI TON</b>	<b>2022 MART</b>	<b>2023 MART</b>		<b>2024 MART</b>	
MTS	281 TON	-30%	197 TON	181%	554 TON
TTS	249 TON	2149%	5.599 TON	-98%	132 TON

<b>EN AZ FİYAT</b>	<b>2022 MART</b>	<b>2023 MART</b>		<b>2024 MART</b>	
MTS	2,50 TL	140%	6,00 TL	0%	6,00 TL
TTS	3,70 TL	43%	5,30 TL	23%	6,50 TL

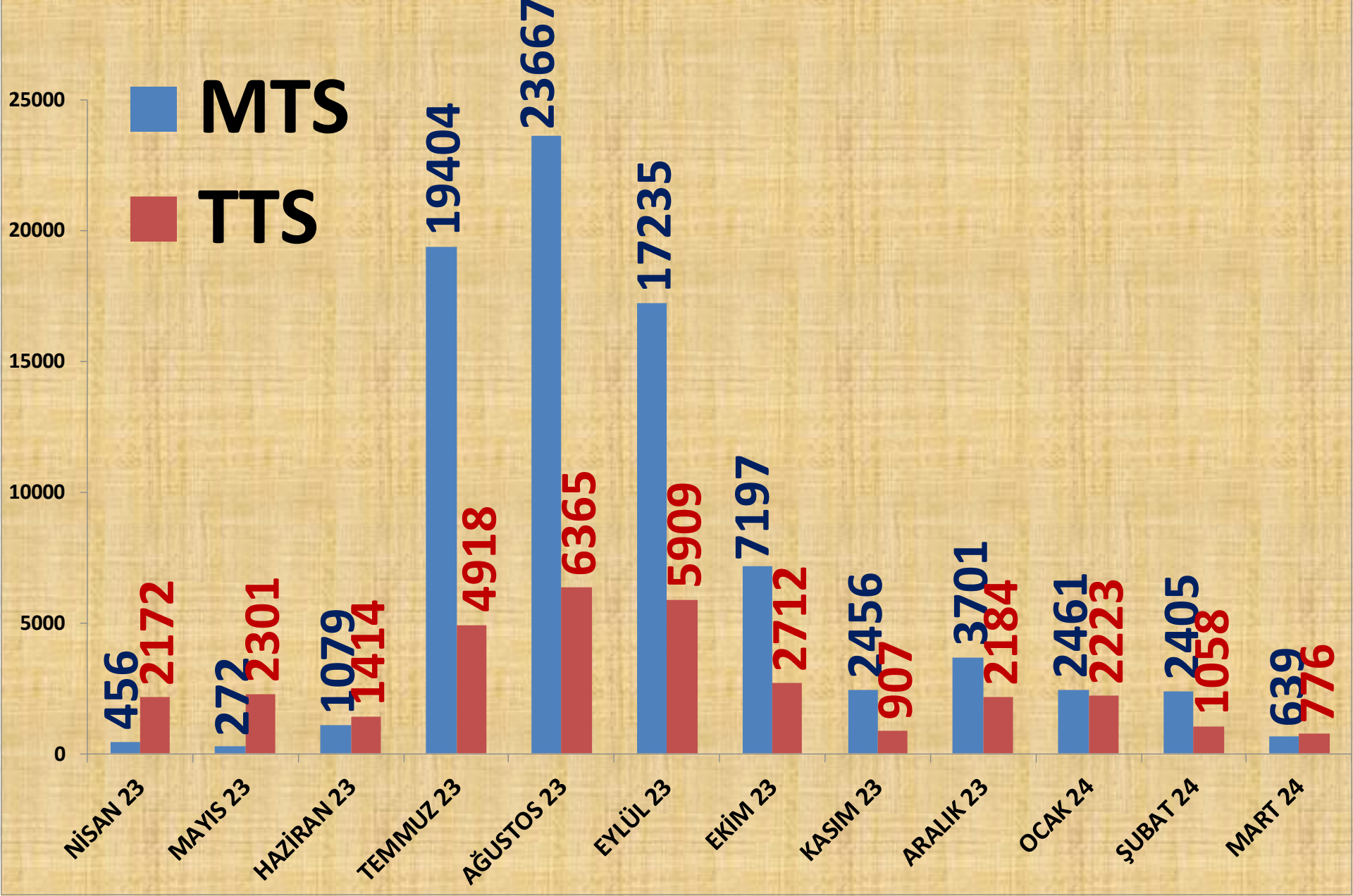
<b>EN ÇOK FİYAT</b>	<b>2022 MART</b>	<b>2023 MART</b>		<b>2024 MART</b>	
MTS	5,42 TL	48%	8,00 TL	18%	9,44 TL
TTS	5,70 TL	45%	8,25 TL	26%	10,40 TL

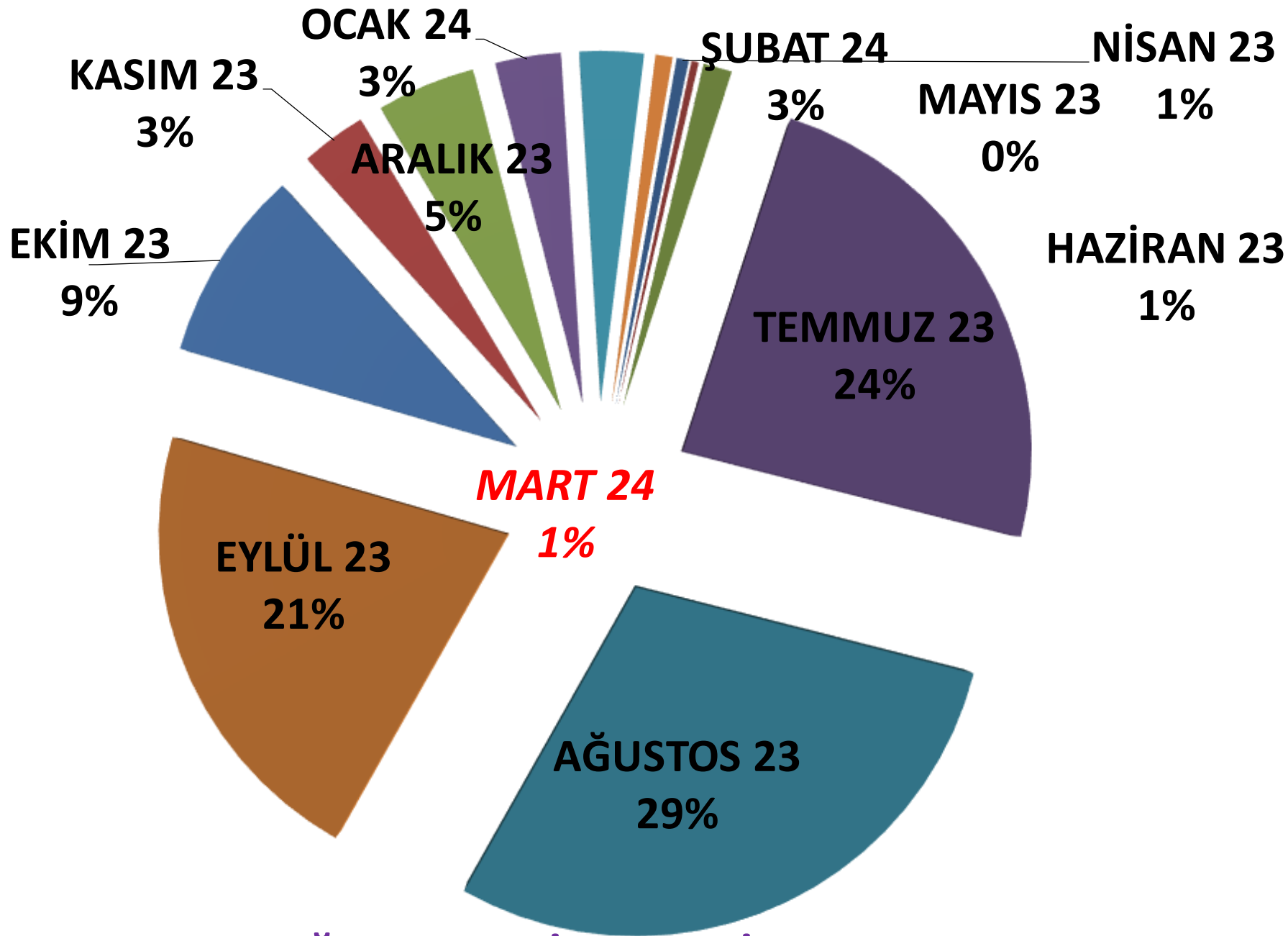
<b>ORTALAMA FİYAT</b>	<b>2022 MART</b>	<b>2023 MART</b>		<b>2024 MART</b>	
MTS	5,10 TL	36%	6,91 TL	23%	8,52 TL
TTS	4,51 TL	51%	6,82 TL	34%	9,11 TL

# AYLIK BUĞDAY FİYAT TRENDİ (TL)



# AYLIK BUĞDAY İŞLEM MİKTARI (TON)



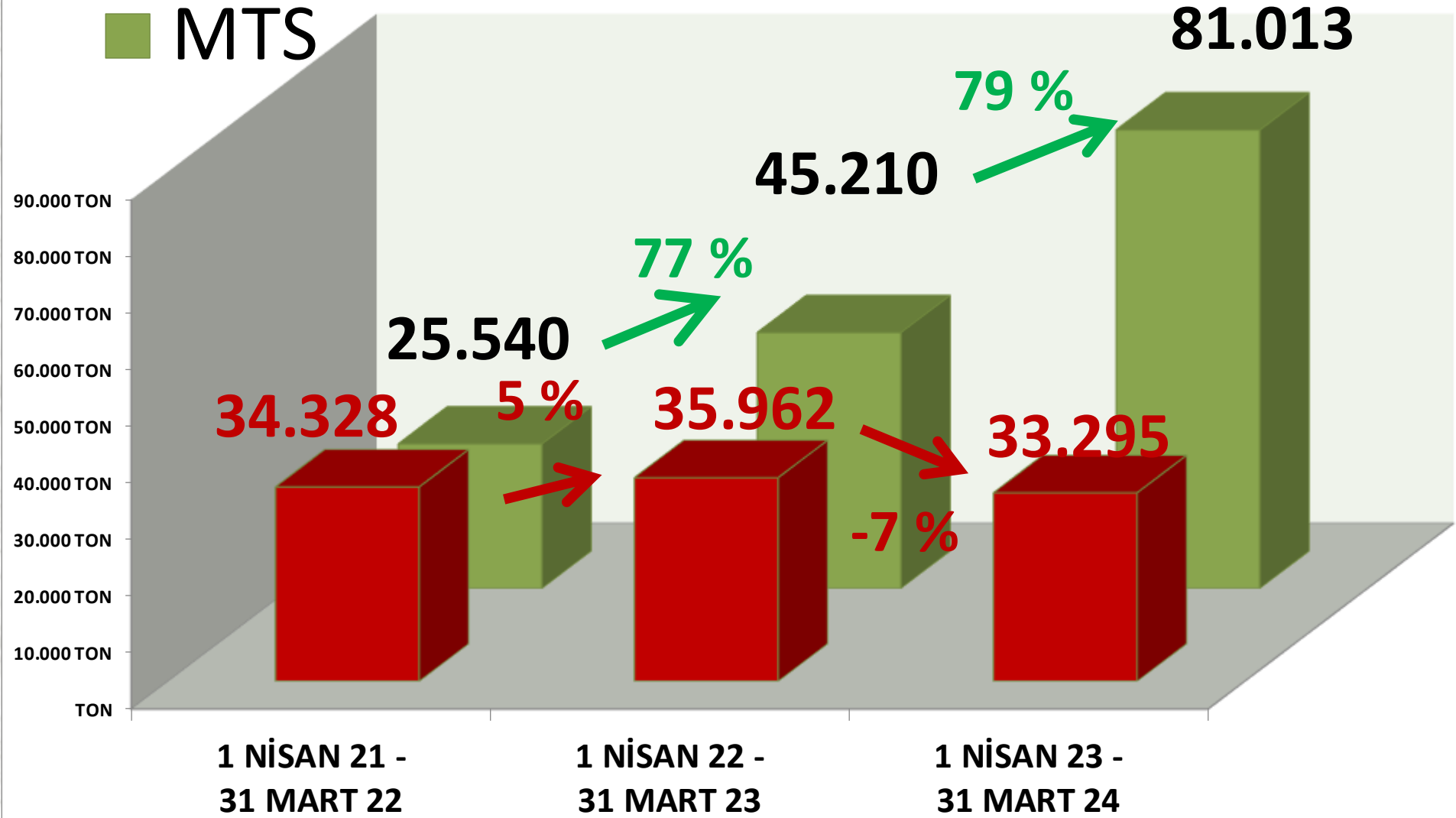


**AYLIK BUĞDAY MTS İŞLEM MİKTARI ORANLARI**

■ TTS

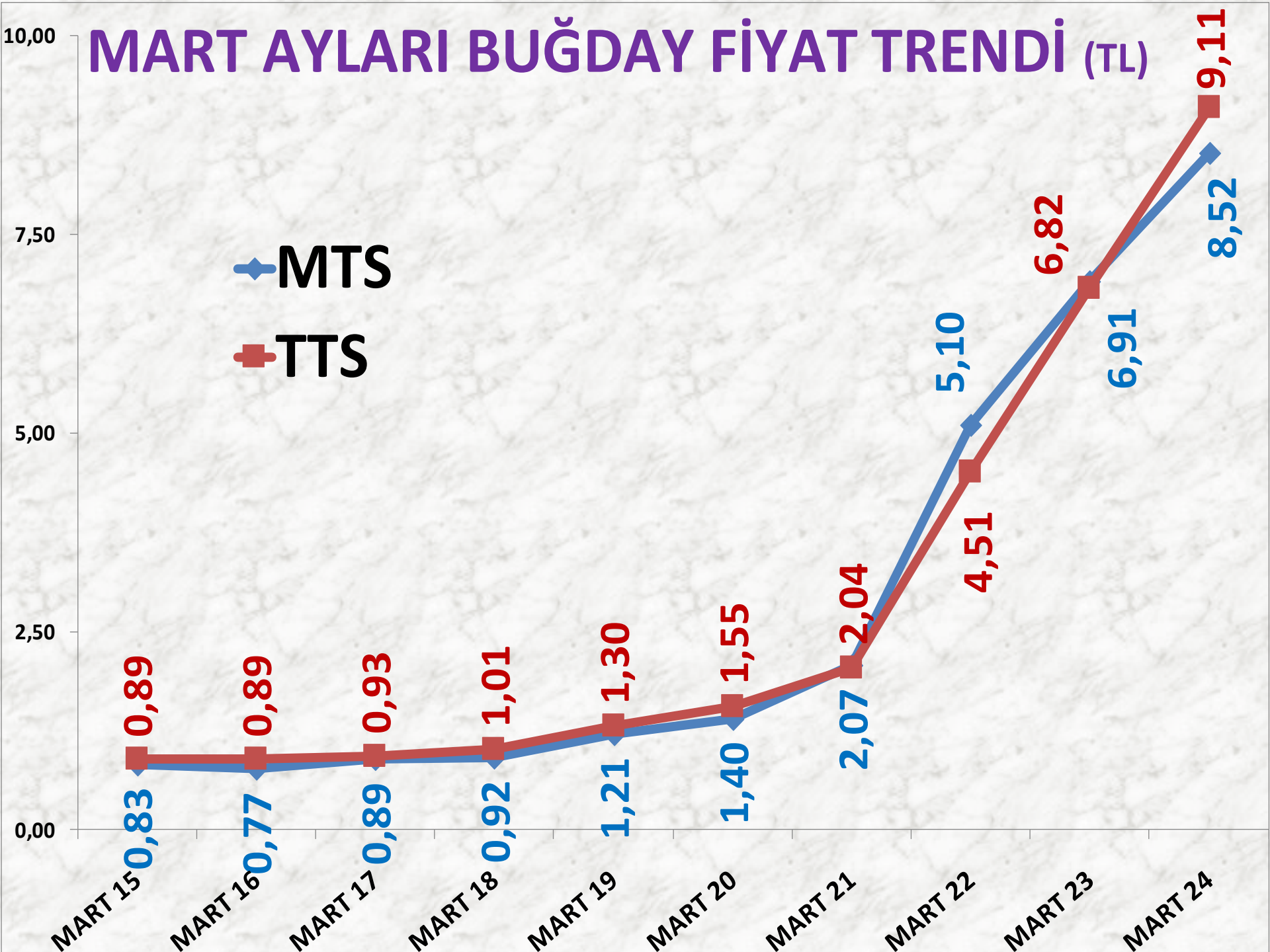
# YILLIK BUĞDAY İŞLEM MİKTARI (TON)

■ MTS



# MART AYLARI BUĞDAY FİYAT TRENDİ (TL)

◆ MTS  
■ TTS



# MISIR DANE

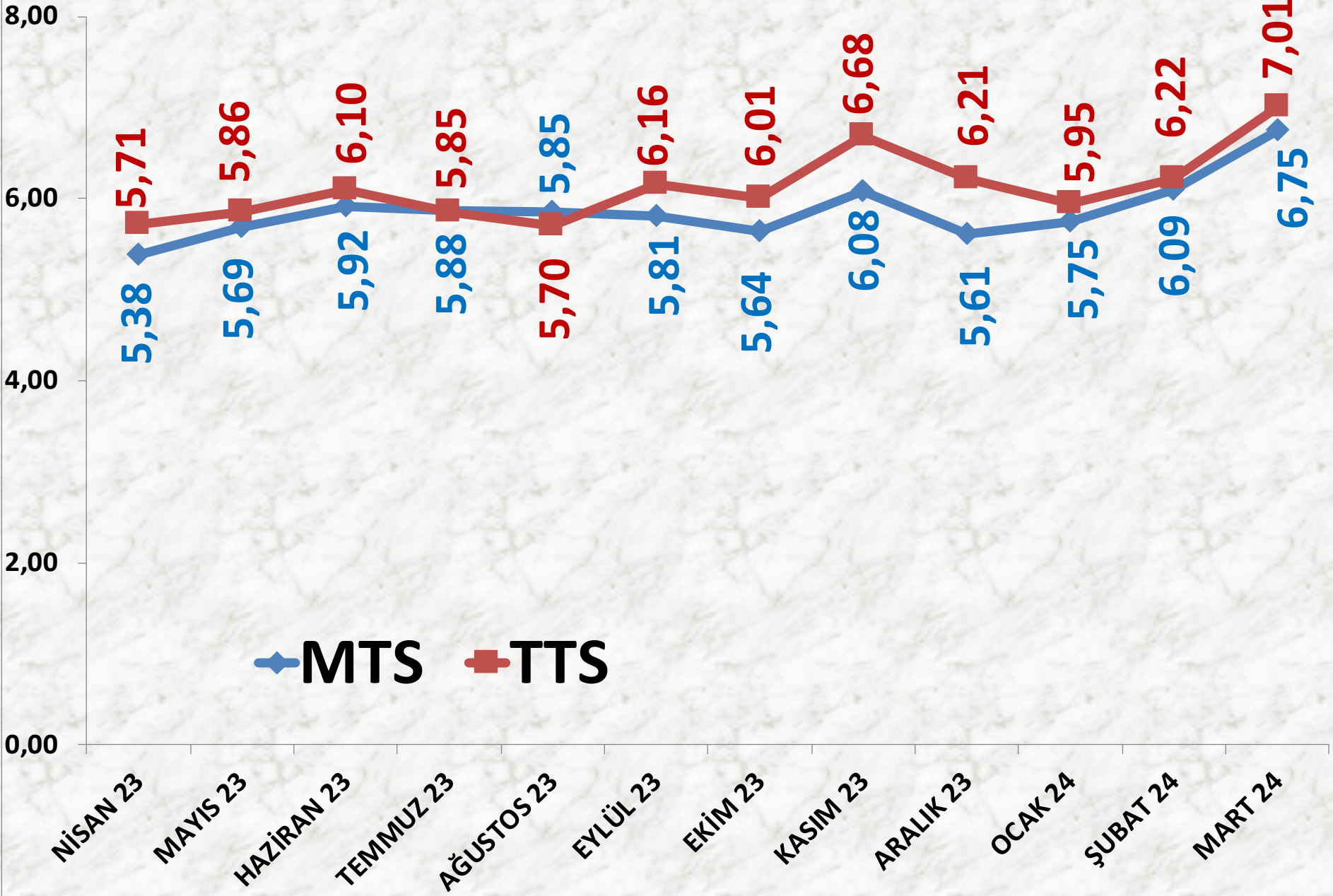
<b>İŞLEM MİKTARI TON</b>	<b>2022 MART</b>	<b>2023 MART</b>		<b>2024 MART</b>	
MTS	1.877 TON	76%	3.304 TON	69%	5.577 TON
TTS	1.749 TON	244%	6.024 TON	-90%	612 TON

<b>EN AZ FİYAT</b>	<b>2022 MART</b>	<b>2023 MART</b>		<b>2024 MART</b>	
MTS	2,80 TL	79%	5,00 TL	8%	5,40 TL
TTS	3,50 TL	31%	4,57 TL	31%	6,00 TL

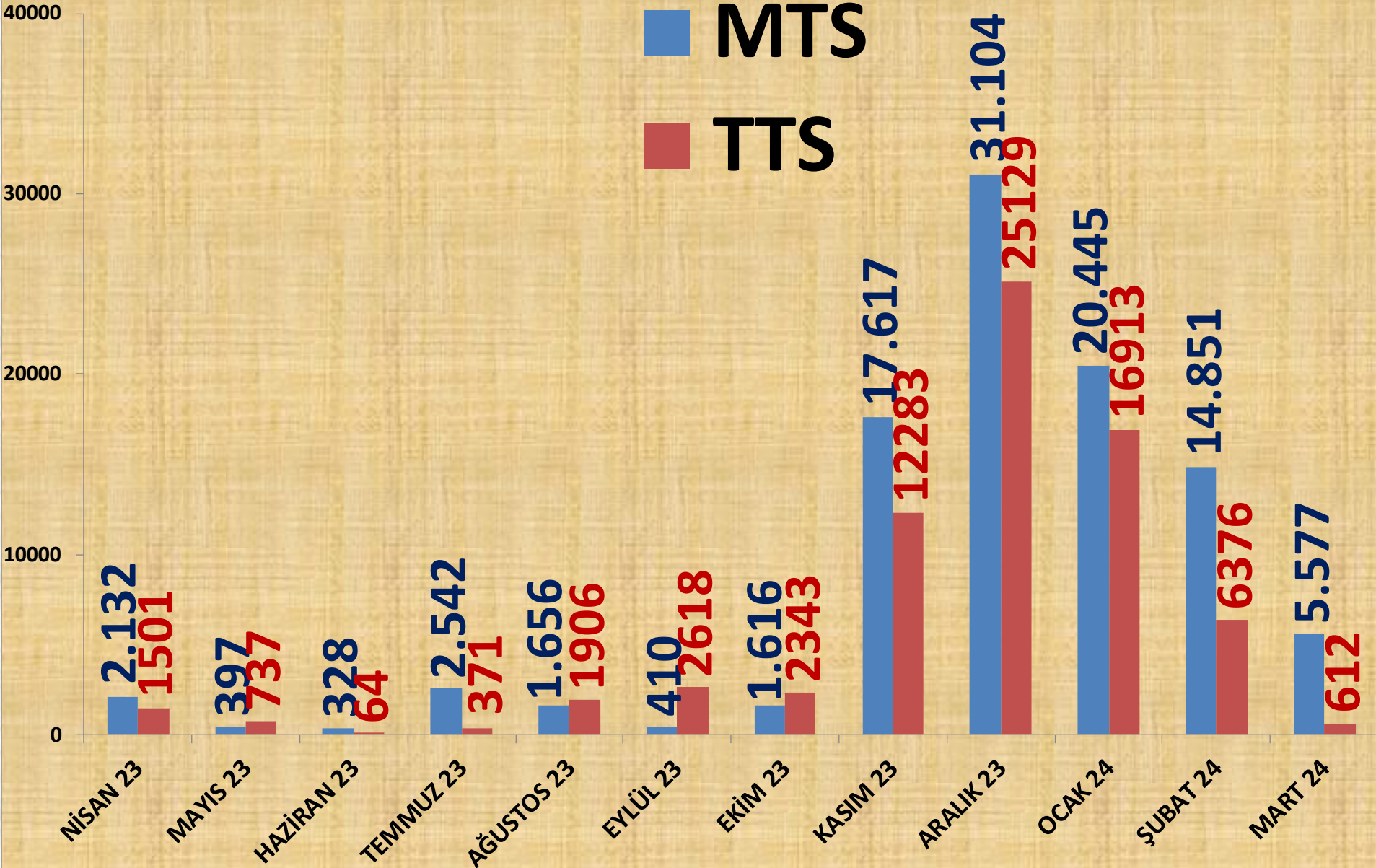
<b>EN ÇOK FİYAT</b>	<b>2022 MART</b>	<b>2023 MART</b>		<b>2024 MART</b>	
MTS	5,20 TL	34%	6,98 TL	3%	7,18 TL
TTS	5,30 TL	21%	6,40 TL	17%	7,50 TL

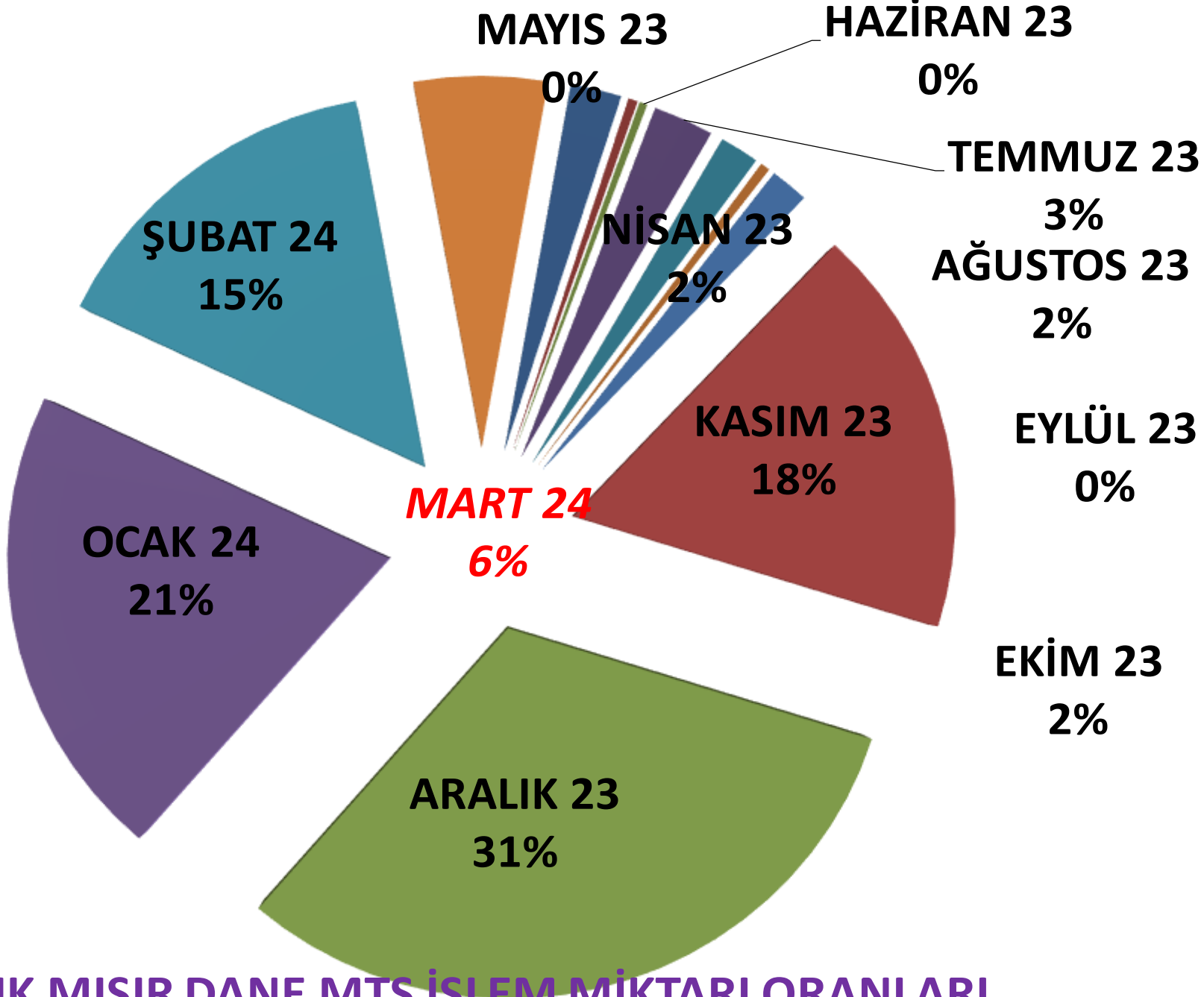
<b>ORTALAMA FİYAT</b>	<b>2022 MART</b>	<b>2023 MART</b>		<b>2024 MART</b>	
MTS	3,51 TL	64%	5,76 TL	17%	6,75 TL
TTS	3,76 TL	49%	5,61 TL	25%	7,01 TL

# AYLIK MISIR DANE FİYAT TRENDİ (TL)



# AYLIK MISIR DANE İŞLEM MİKTARI (TON)



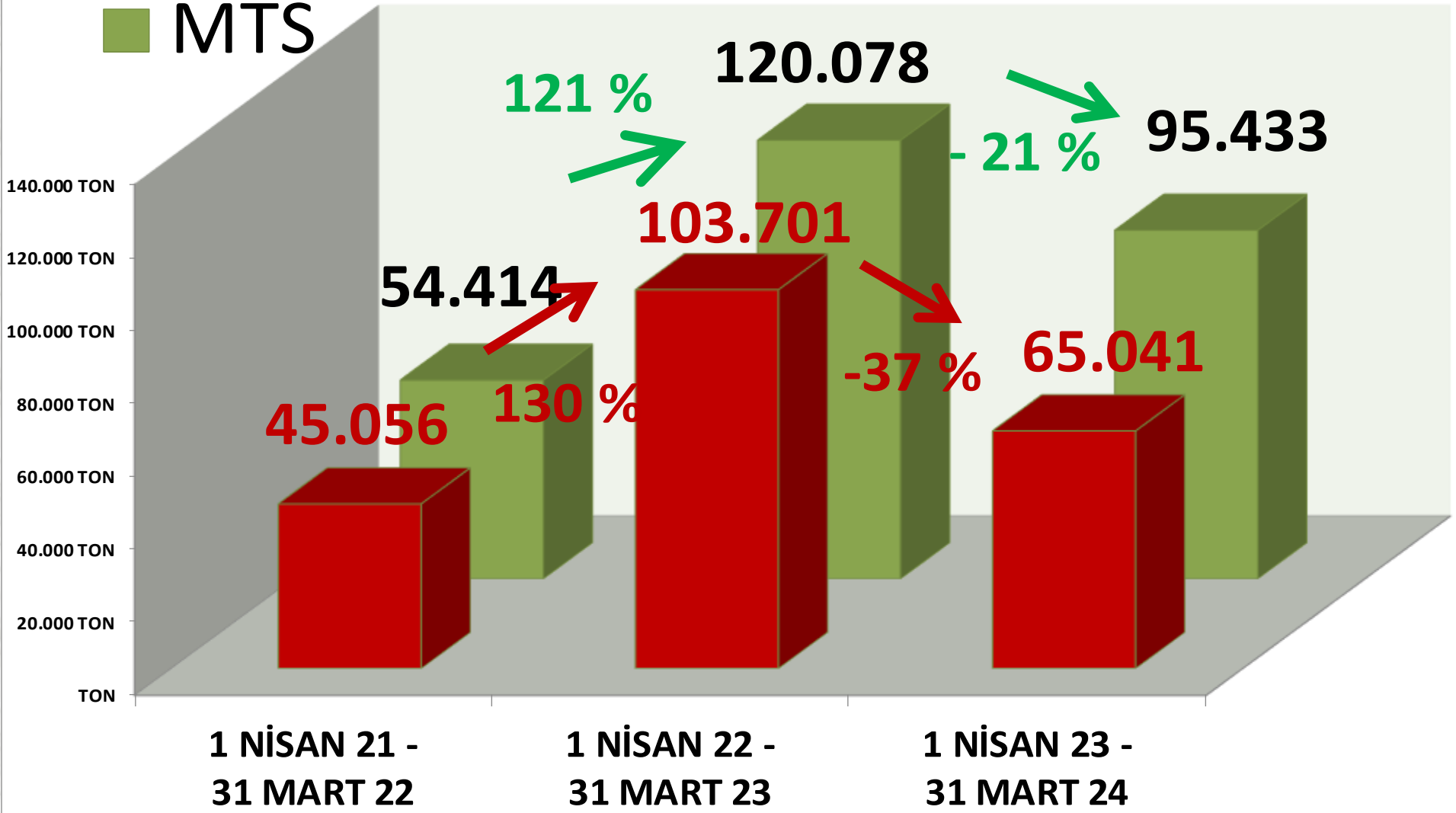


AYLIK MISIR DANE MTS İŞLEM MİKTARI ORANLARI

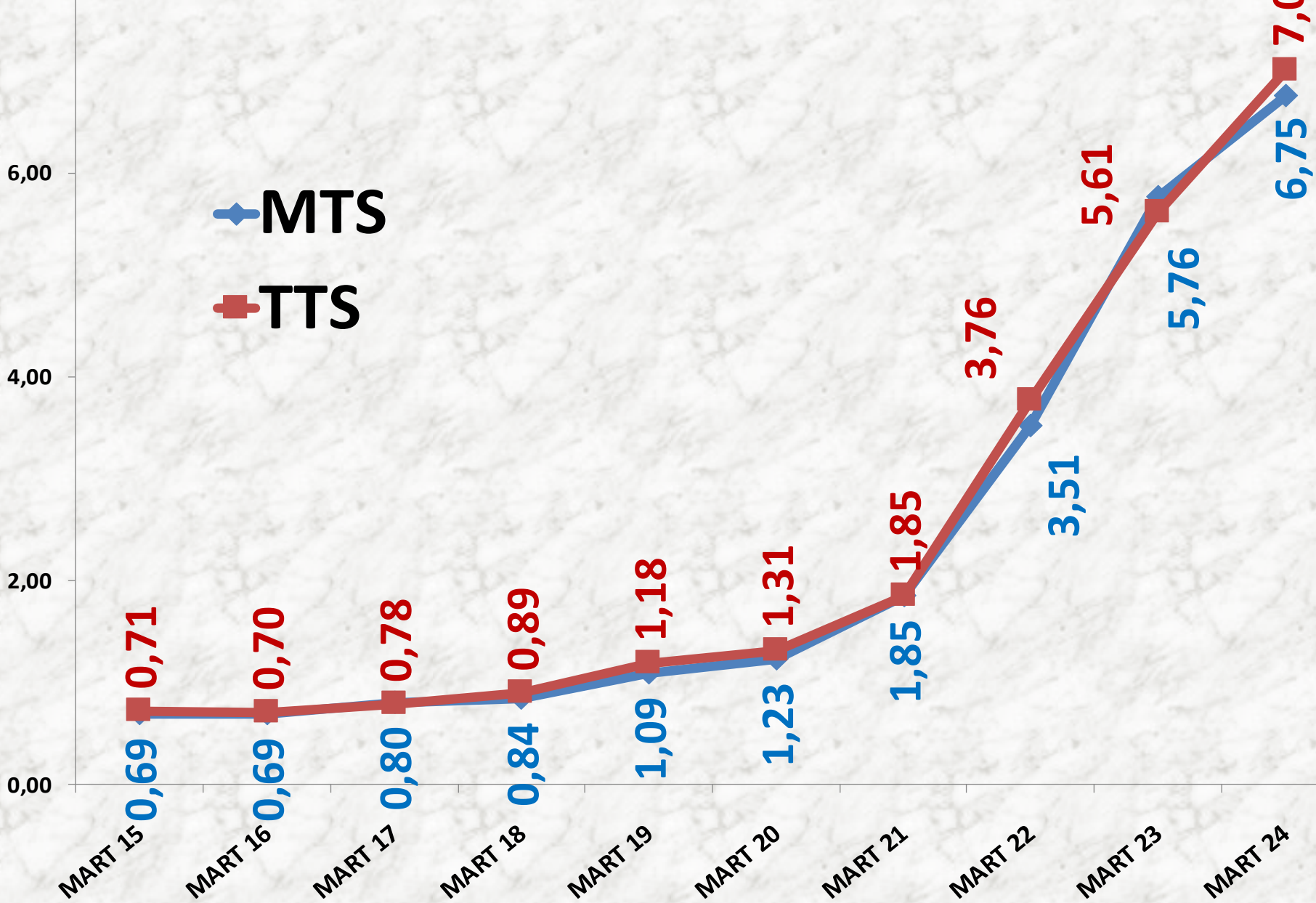
■ TTS

# YILLIK MISIR DANE İŞLEM MİKTARI (TON)

■ MTS



# MART AYLARI MISIR DANE FİYAT TRENDİ (TL)



# NOHUT

<b>İŞLEM MİKTARI TON</b>	<b>2022 MART</b>	<b>2023 MART</b>		<b>2024 MART</b>	
MTS	350 TON	-48%	181 TON	68%	304 TON
TTS	16 TON	489%	94 TON	186%	269 TON

<b>EN AZ FİYAT</b>	<b>2022 MART</b>	<b>2023 MART</b>		<b>2024 MART</b>	
MTS	12,00 TL	108%	25,00 TL	-24%	19,00 TL
TTS	11,00 TL	148%	27,25 TL	-34%	18,00 TL

<b>EN ÇOK FİYAT</b>	<b>2022 MART</b>	<b>2023 MART</b>		<b>2024 MART</b>	
MTS	25,00 TL	51%	37,79 TL	59%	60,00 TL
TTS	15,00 TL	103%	30,50 TL	48%	45,00 TL

<b>ORTALAMA FİYAT</b>	<b>2022 MART</b>	<b>2023 MART</b>		<b>2024 MART</b>	
MTS	18,80 TL	61%	30,24 TL	58%	47,69 TL
TTS	14,73 TL	93%	28,46 TL	7%	30,37 TL

# NOHUT DOĞAL

<b>İŞLEM MİKTARI TON</b>	<b>2022 MART</b>	<b>2023 MART</b>		<b>2024 MART</b>	
MTS	37 TON	60%	58 TON	75%	102 TON
TTS	16 TON	300%	64 TON	141%	154 TON

<b>EN AZ FİYAT</b>	<b>2022 MART</b>	<b>2023 MART</b>		<b>2024 MART</b>	
MTS	12,00 TL	108%	25,00 TL	40%	35,00 TL
TTS	11,00 TL	148%	27,25 TL	16%	31,50 TL

<b>EN ÇOK FİYAT</b>	<b>2022 MART</b>	<b>2023 MART</b>		<b>2024 MART</b>	
MTS	15,00 TL	96%	29,38 TL	54%	45,20 TL
TTS	15,00 TL	88%	28,25 TL	59%	45,00 TL

<b>ORTALAMA FİYAT</b>	<b>2022 MART</b>	<b>2023 MART</b>		<b>2024 MART</b>	
MTS	12,82 TL	119%	28,11 TL	56%	43,85 TL
TTS	14,73 TL	87%	27,50 TL	42%	39,00 TL

# NOHUT - ELENMİŞ

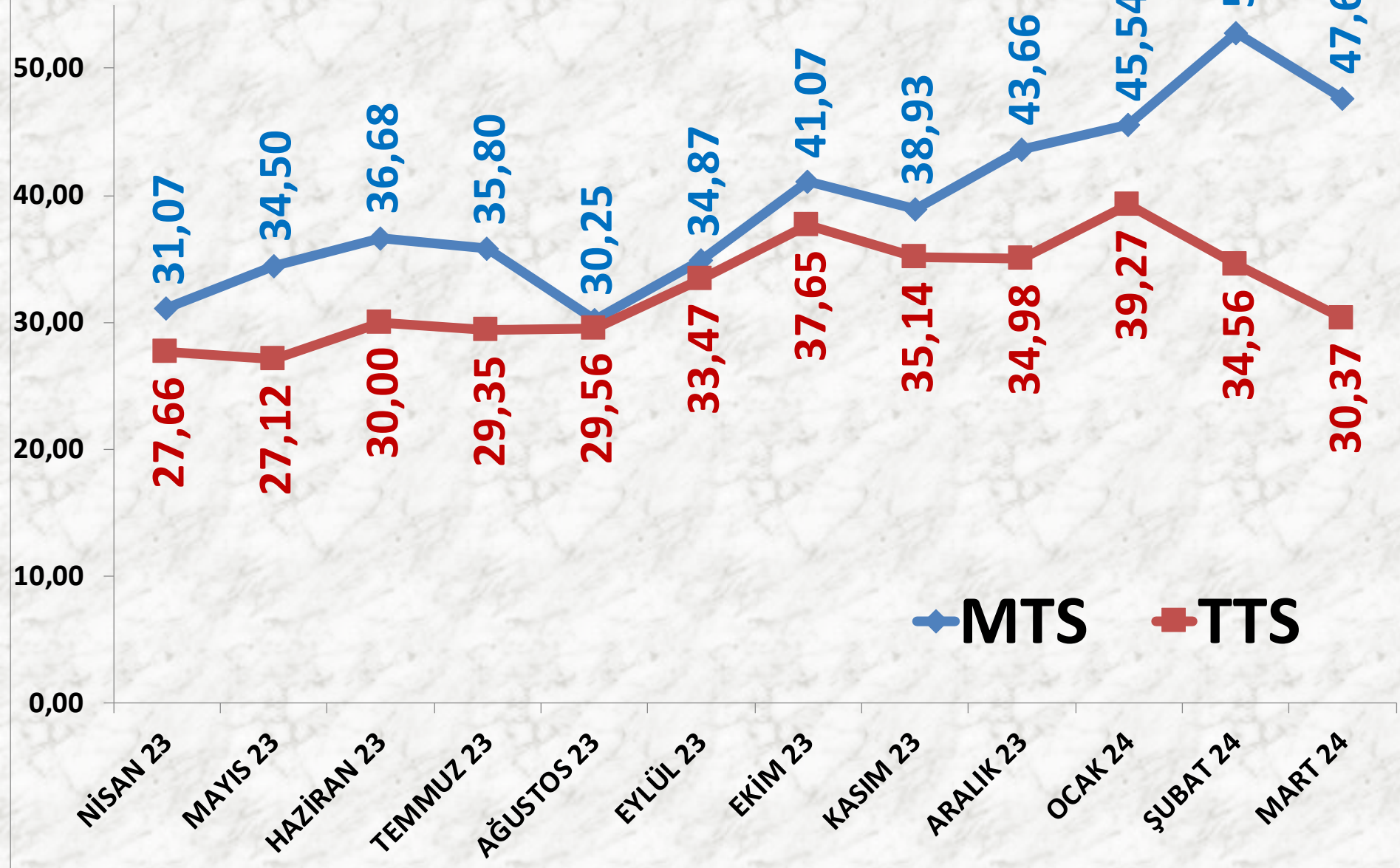
<b>İŞLEM MİKTARI TON</b>	<b>2022 MART</b>	<b>2023 MART</b>		<b>2024 MART</b>	
MTS	313 TON	-61%	122 TON	20%	147 TON
TTS	0	-	31 TON	-100%	0

<b>EN AZ FİYAT</b>	<b>2022 MART</b>	<b>2023 MART</b>		<b>2024 MART</b>	
MTS	17,00 TL	78%	30,29 TL	81%	54,75 TL
TTS	-	-	30,50 TL	-	-

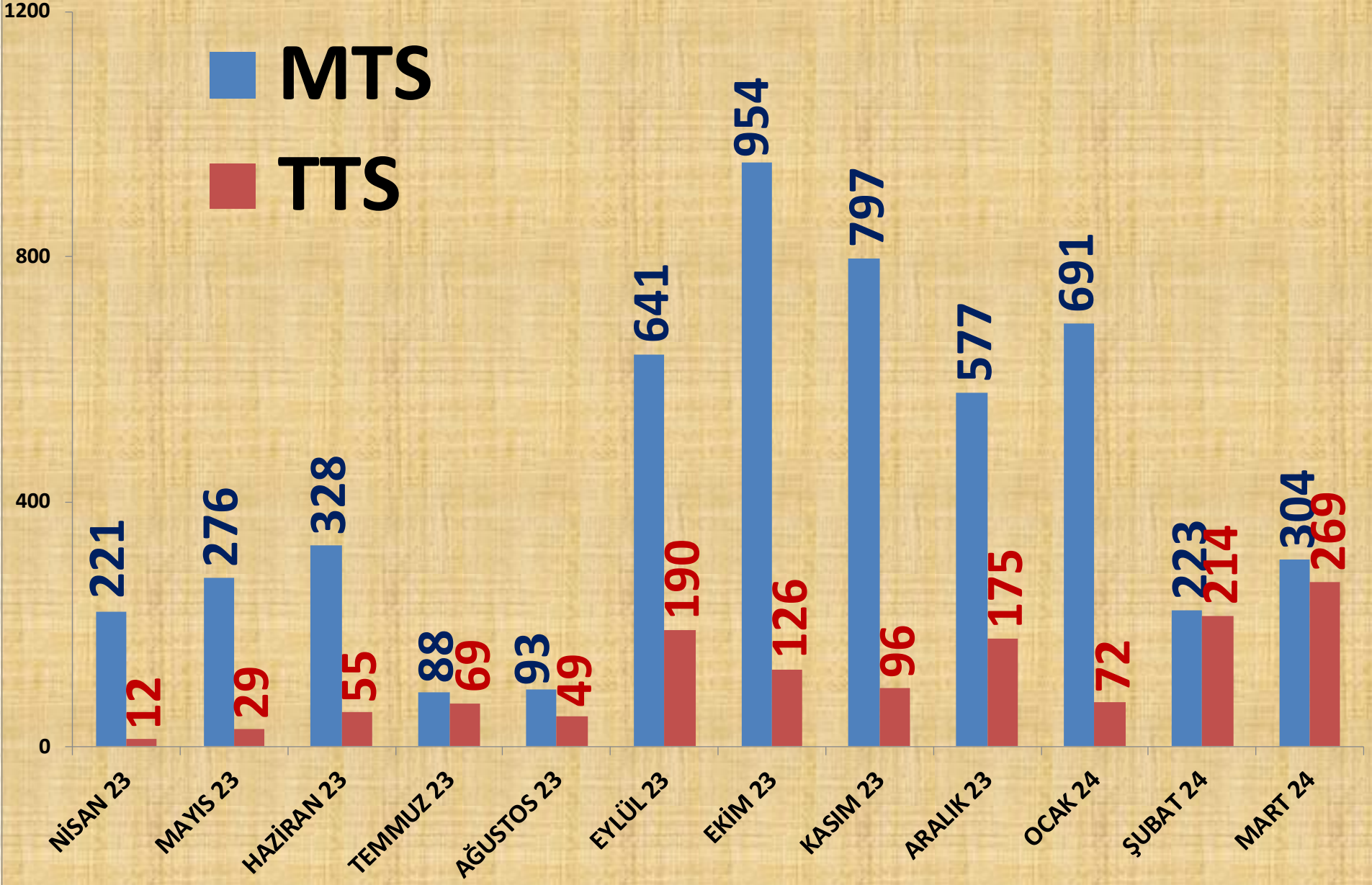
<b>EN ÇOK FİYAT</b>	<b>2022 MART</b>	<b>2023 MART</b>		<b>2024 MART</b>	
MTS	20,00 TL	89%	37,79 TL	59%	60,00 TL
TTS	-	-	30,50 TL	-	-

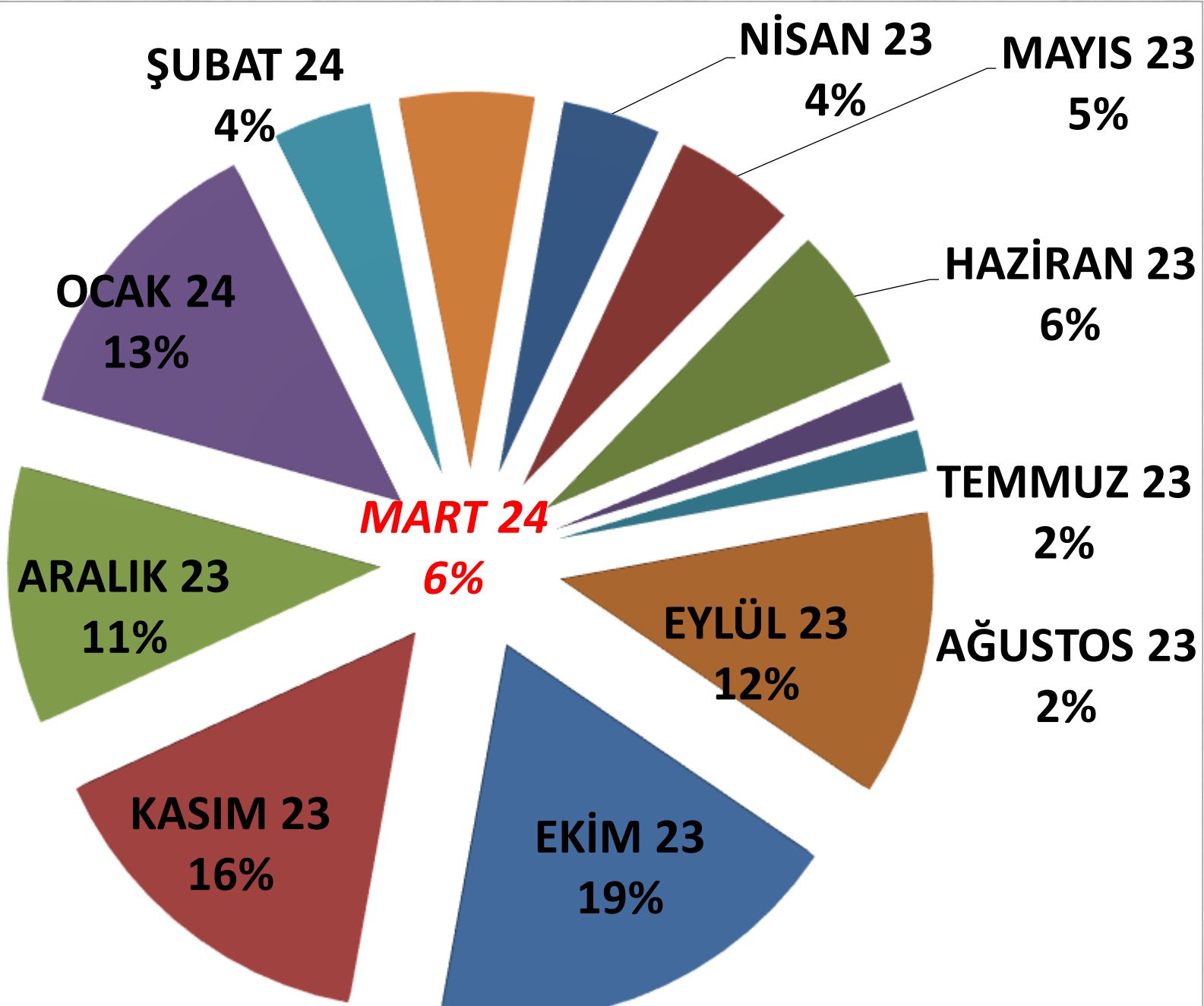
<b>ORTALAMA FİYAT</b>	<b>2022 MART</b>	<b>2023 MART</b>		<b>2024 MART</b>	
MTS	19,50 TL	60%	31,25 TL	88%	58,78 TL
TTS	-	-	30,50 TL	-	-

# AYLIK NOHUT FİYAT TRENDİ (TL)



# AYLIK NOHUT İŞLEM MİKTARI (TON)



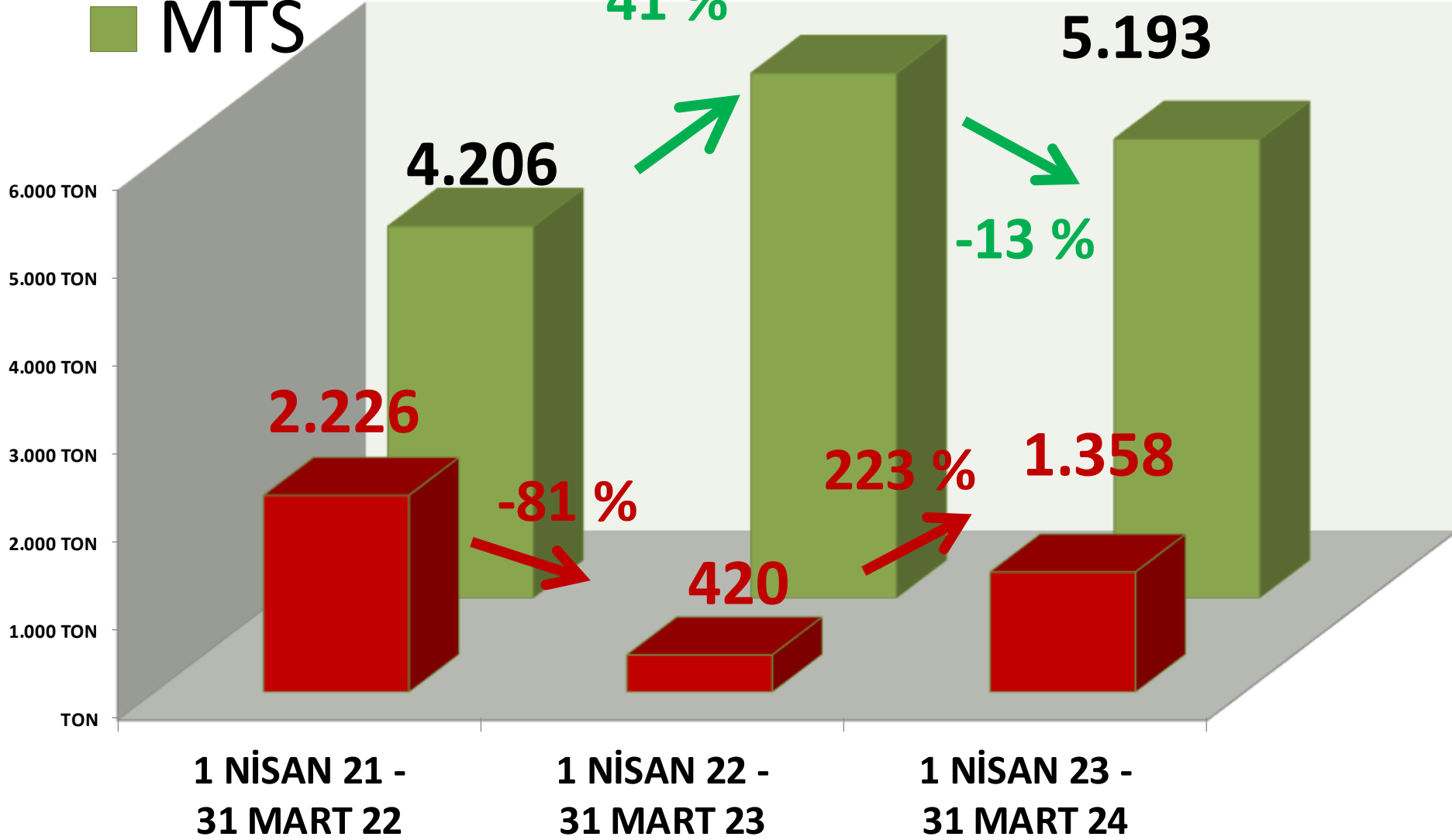


**AYLIK NOHUT MTS İŞLEM MİKTARI ORANLARI**

■ TTS

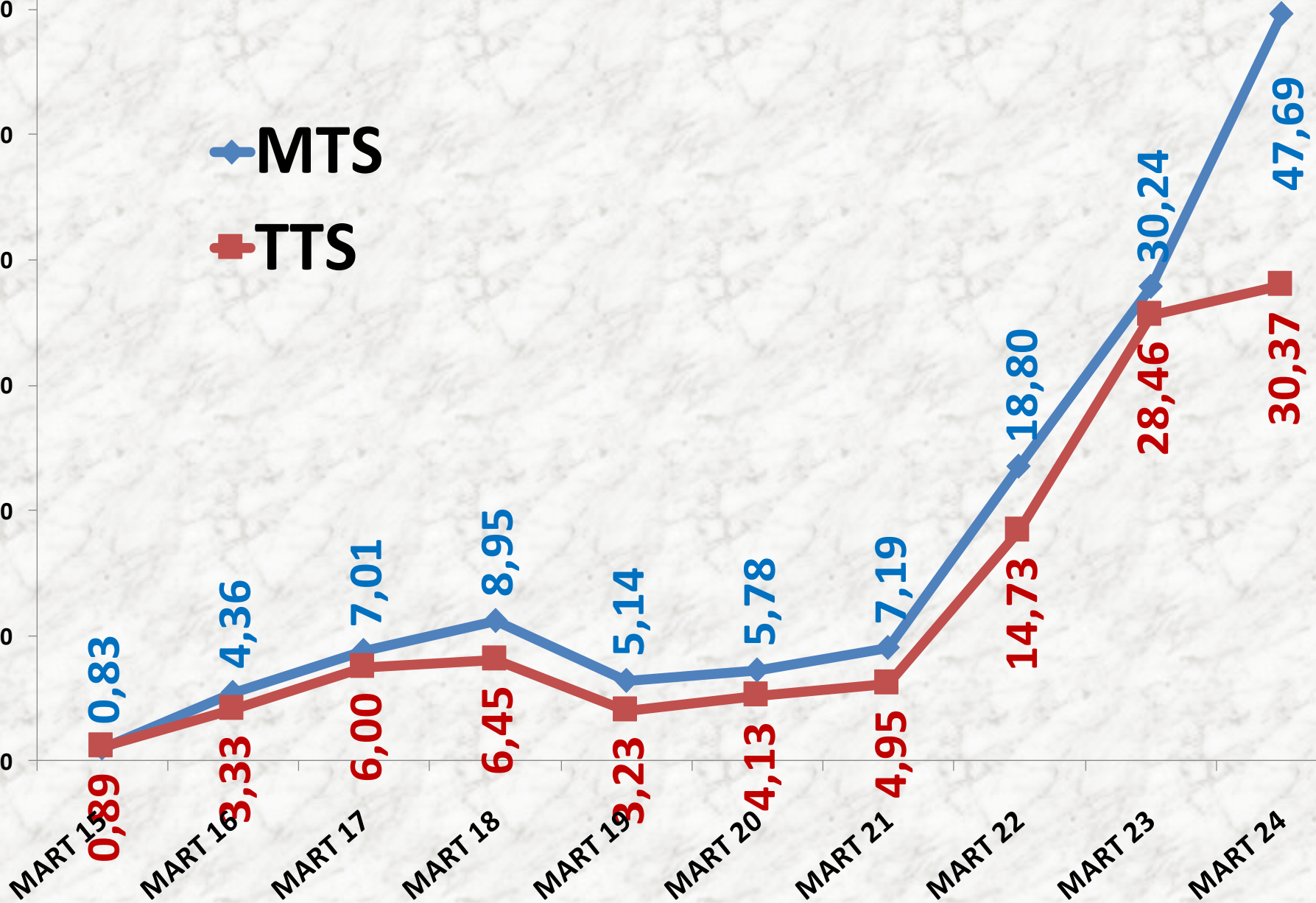
# YILLIK NOHUT İŞLEM MİKTARI (TON)

■ MTS



# MART AYLARI NOHUT FİYAT TRENDİ (TL)

◆ MTS  
■ TTS



# BEYAZ LEBLEBİ

## LEBLEBİ BEYAZ 8,50 mm

İŞLEM MİKTARI TON	2022 MART	2023 MART		2024 MART	
	TTS	13 TON	-100%	0	-

## LEBLEBİ BEYAZ 9 mm

İŞLEM MİKTARI TON	2022 MART	2023 MART		2024 MART	
	TTS	154 TON	-96%	6 TON	1136%

# BEYAZ LEBLEBİ

## LEBLEBİ BEYAZ 9 + 9,50 mm

İŞLEM MİKTARI TON	2022 MART		2023 MART		2024 MART	
	TTS	17 TON	441%	94 TON	-27%	69 TON

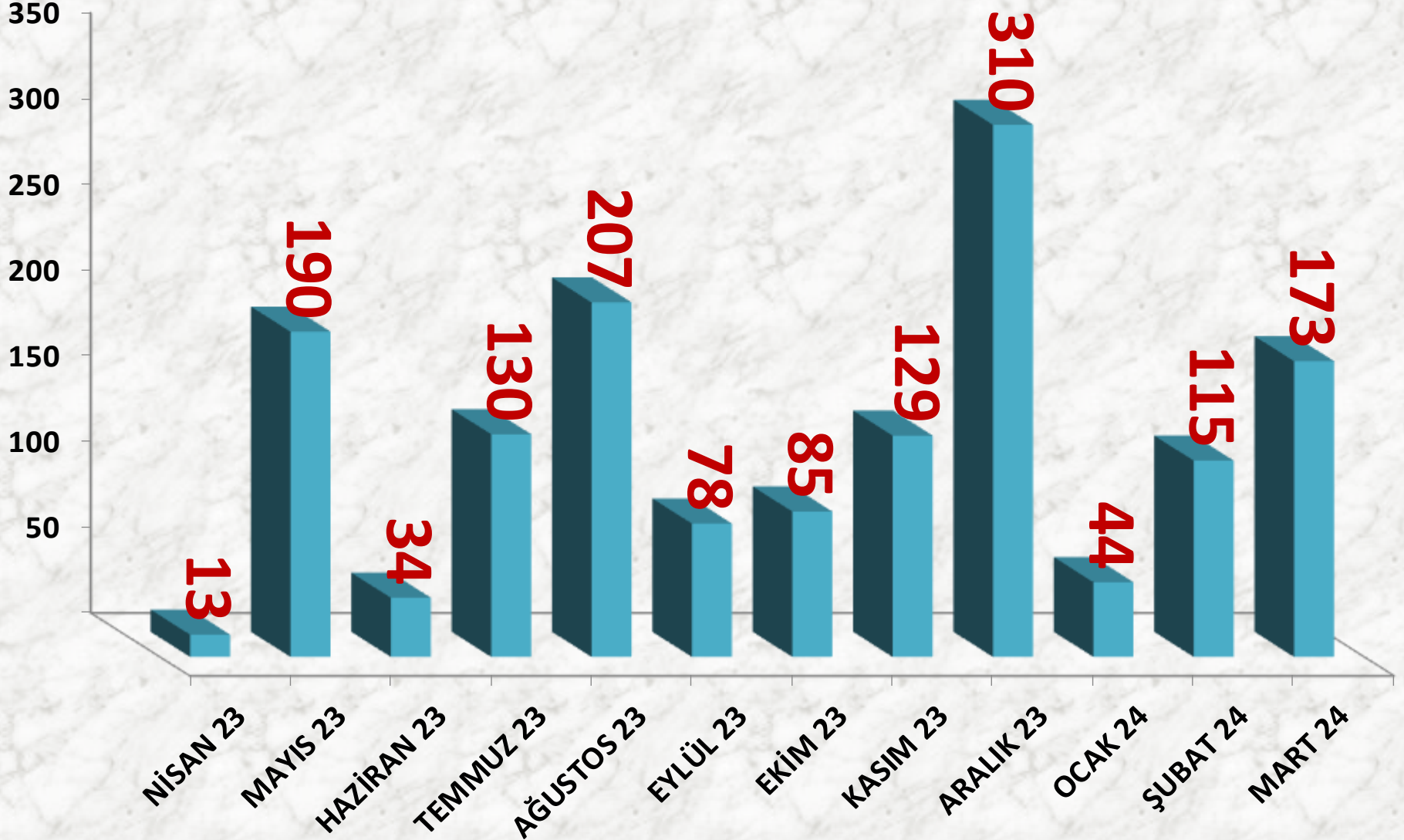
## LEBLEBİ ELENTİ (Beyaz)

İŞLEM MİKTARI TON	2022 MART		2023 MART		2024 MART	
	TTS	14 TON	21%	18 TON	48%	26 TON

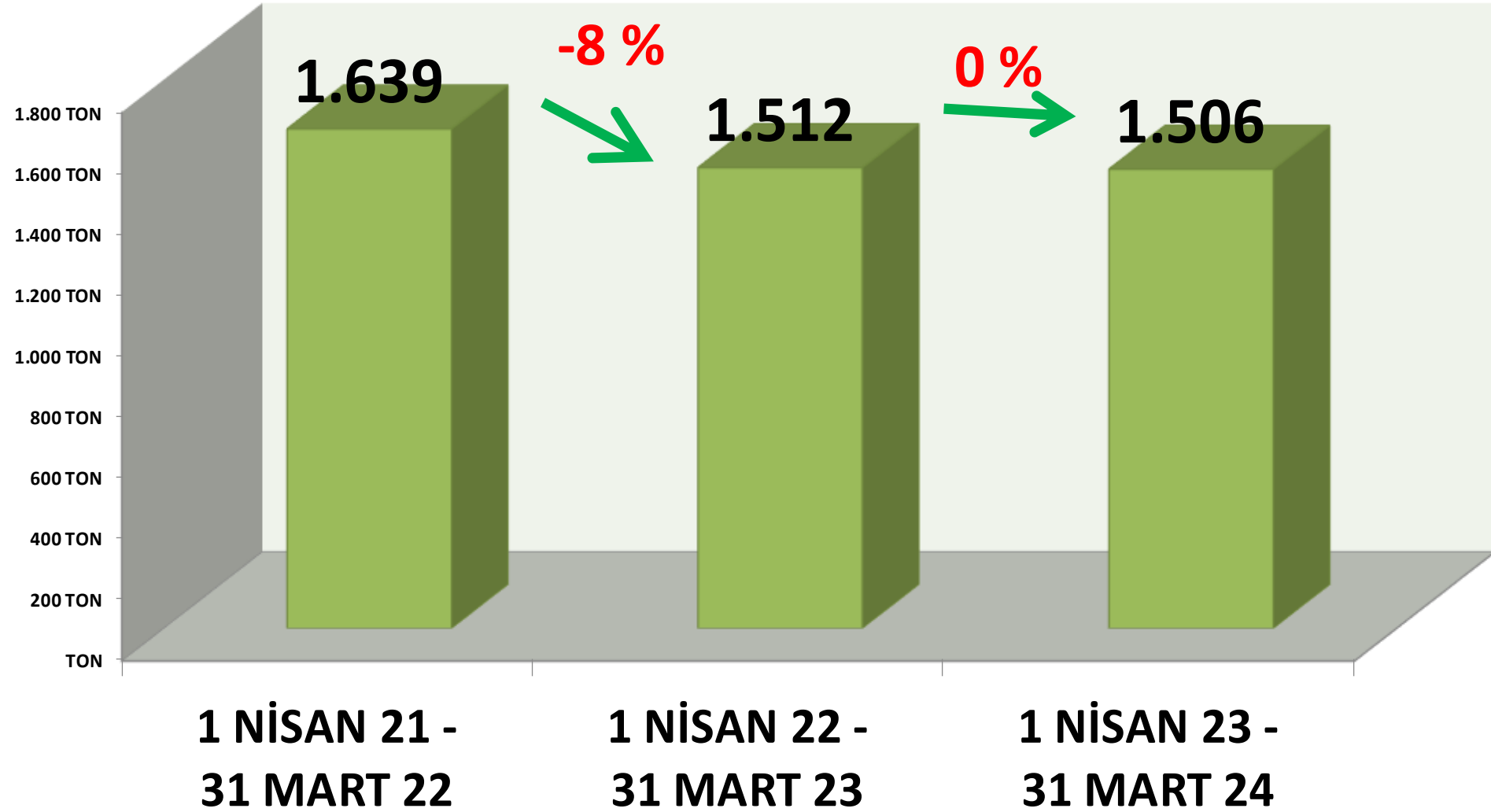
## LEBLEBİ BEYAZ TOPLAM

İŞLEM MİKTARI TON	2022 MART		2023 MART		2024 MART	
	TTS	<u>199 TON</u>	-41%	<u>118 TON</u>	46%	<u>173 TON</u>

# Leblebi Beyaz İşlem Miktarı (Ton)



# YILLIK TOPLAM BEYAZ LEBLEBİ İŞLEM MİKTARI (TON)



## LEBLEBİ BEYAZ 8,50 mm FİYATLARI

FİYAT	2022 MART	2023 MART		2024 MART	
EN AZ	10,00 TL	-	-	-	-
EN ÇOK	14,96 TL	-	-	-	-
ORTALAMA	12,37 TL	-	-	-	-

## LEBLEBİ BEYAZ 9 mm FİYATLARI

FİYAT	2022 MART	2023 MART		2024 MART	
EN AZ	20,00 TL	150%	50,00 TL	84%	91,80 TL
EN ÇOK	33,00 TL	76%	58,00 TL	81%	105,00 TL
ORTALAMA	26,51 TL	103%	53,94 TL	78%	96,19 TL

## LEBLEBİ BEYAZ 9 + 9,50 mm FİYATLARI

FİYAT	2022 MART	2023 MART		2024 MART	
EN AZ	16,00 TL	175%	44,06 TL	77%	78,00 TL
EN ÇOK	16,90 TL	186%	48,25 TL	87%	90,00 TL
ORTALAMA	16,37 TL	191%	47,65 TL	70%	81,03 TL

## LEBLEBİ ELENTİ (Beyaz) Fiyatları

ORTALAMA FİYAT	2022 MART	2023 MART		2024 MART	
	6,61 TL	88%	12,43 TL	8%	13,47 TL

# SARI LEBLEBİ

## LEBLEBİ SARI 9 mm

İŞLEM MİKT. TON	2022 MART	2023 MART		2024 MART	
TTS	23 TON	-49%	12 TON	242%	41 TON

## LEBLEBİ SARI 9,50 mm

İŞLEM MİKT. TON	2022 MART	2023 MART		2024 MART	
TTS	2 TON	29%	3 TON	-61%	1 TON

## LEBLEBİ SARI 9,75 mm

İŞLEM MİKT. TON	2022 MART	2023 MART		2024 MART	
TTS	63 TON	-55%	28 TON	727%	234 TON

## LEBLEBİ SARI 10 mm

İŞLEM MİKT. TON	2022 MART	2023 MART		2024 MART	
TTS	596 TON	-26%	441 TON	-94%	28 TON

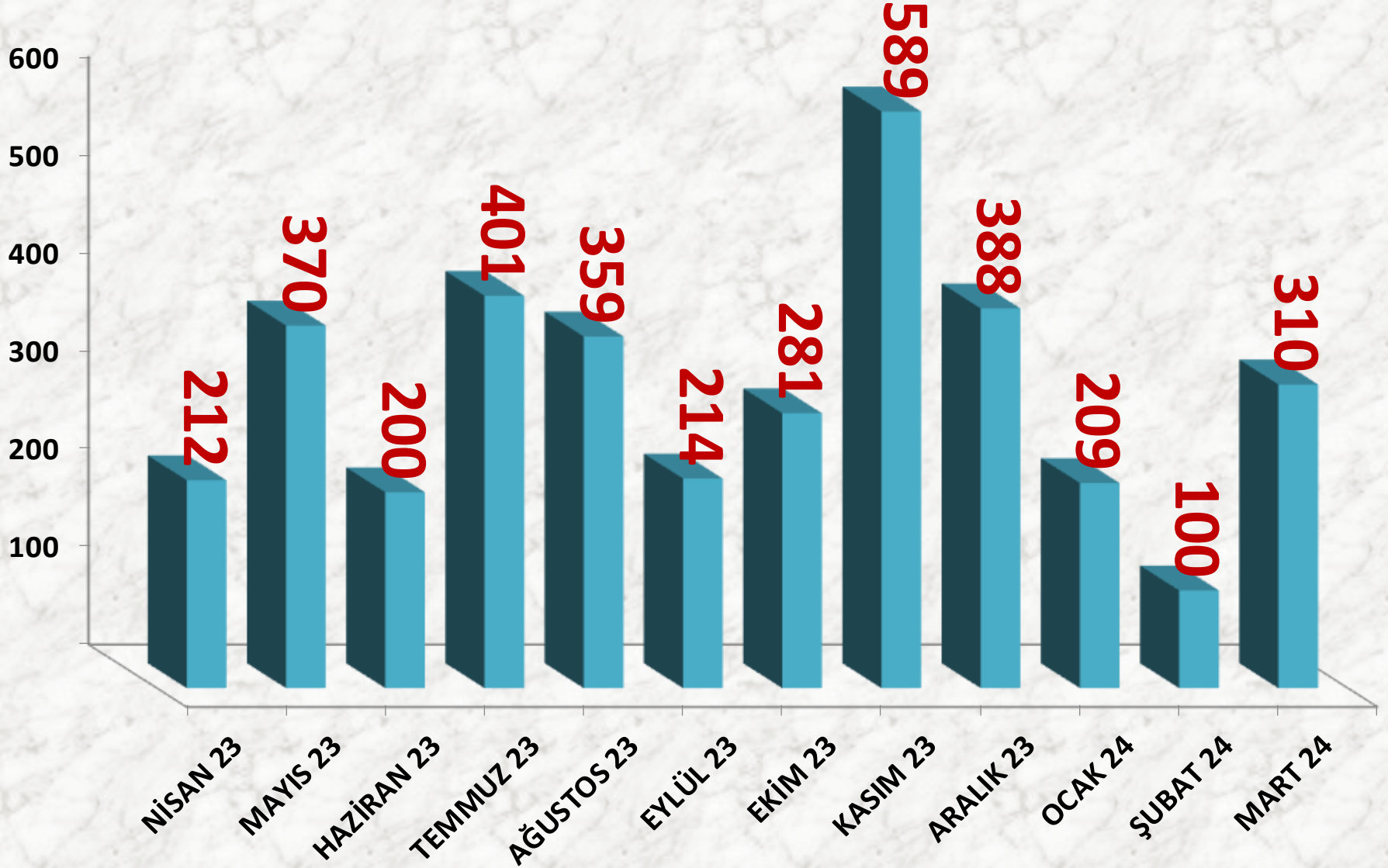
## LEBLEBİ KALBURALTI (SARI)

İŞLEM MİKT. TON	2022 MART	2023 MART		2024 MART	
TTS	57 TON	-100%	0	-	7 TON

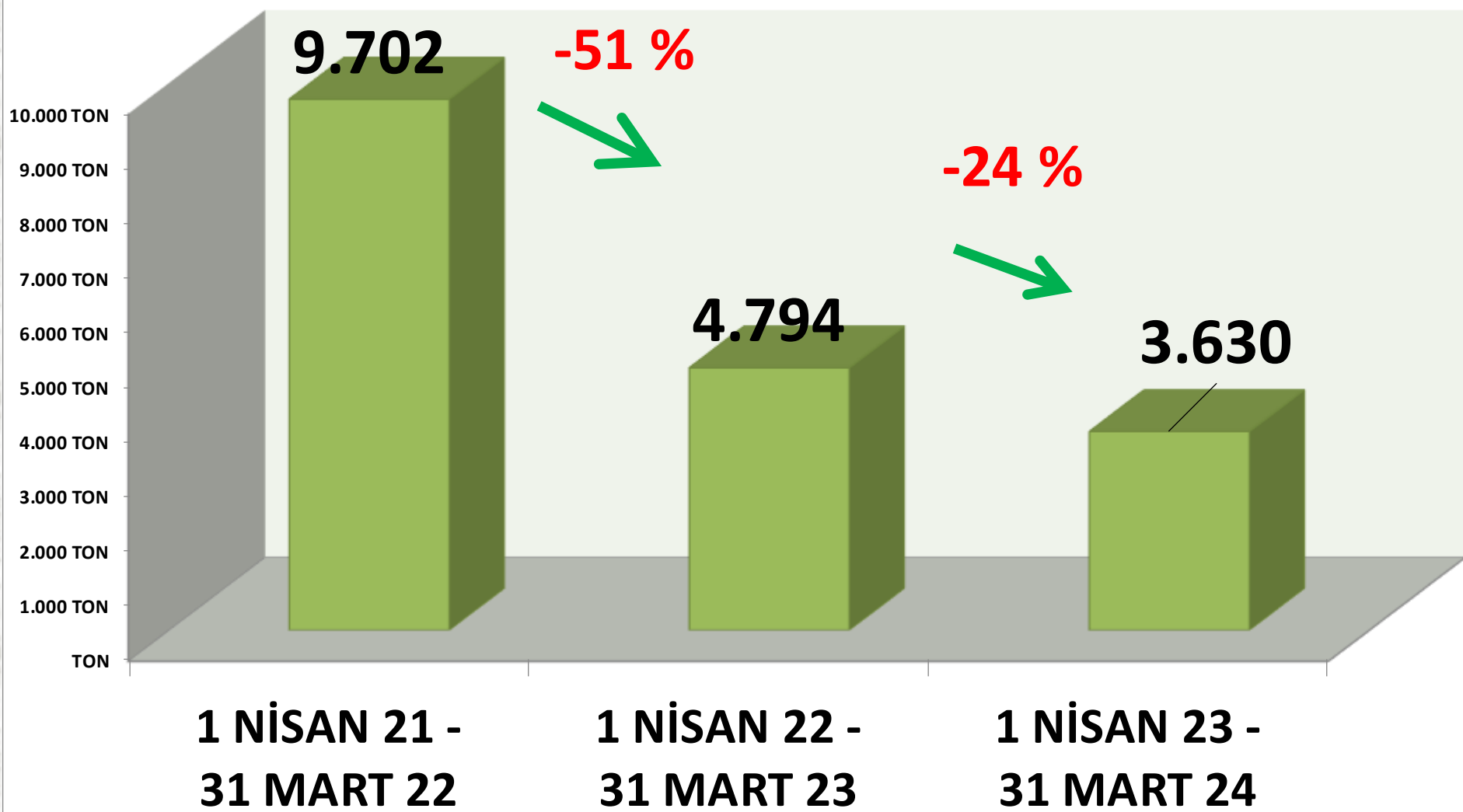
## LEBLEBİ SARI TOPLAM

İŞLEM MİKT. TON	2022 MART	2023 MART		2024 MART	
TTS	<u>741 TON</u>	-35%	<u>483 TON</u>	-36%	<u>310 TON</u>

# Leblebi Sarı İşlem Miktarı (Ton)



# YILLIK TOPLAM SARI LEBLEBİ İŞLEM MİKTARI (TON)



## LEBLEBİ SARI 9 mm FİYATLARI

	2022 MART	2023 MART		2024 MART	
EN AZ	10,00 TL	148%	24,83 TL	117%	54,00 TL
EN ÇOK	12,00 TL	150%	30,00 TL	133%	70,00 TL
ORTALAMA	11,88 TL	135%	27,92 TL	131%	64,52 TL

## LEBLEBİ SARI 9,50 mm FİYATLARI

	2022 MART	2023 MART		2024 MART	
EN AZ	15,00 TL	113%	32,00 TL	142%	77,50 TL
EN ÇOK	15,00 TL	117%	32,50 TL	138%	77,50 TL
ORTALAMA	15,00 TL	114%	32,11 TL	141%	77,50 TL

## LEBLEBİ SARI 9,75 mm FİYATLARI

	2022 MART	2023 MART		2024 MART	
EN AZ	16,00 TL	125%	36,00 TL	125%	81,00 TL
EN ÇOK	18,60 TL	115%	40,00 TL	125%	90,00 TL
ORTALAMA	17,20 TL	116%	37,17 TL	126%	84,00 TL

## LEBLEBİ SARI 10 mm FİYATLARI

	2022 MART	2023 MART		2024 MART	
EN AZ	18,50 TL	122%	41,00 TL	124%	92,00 TL
EN ÇOK	36,00 TL	81%	65,00 TL	54%	100,00 TL
ORTALAMA	24,55 TL	101%	49,42 TL	89%	93,35 TL


## LEBLEBİ KALBURALTI (SARI) FİYATLARI

	2022 MART	2023 MART		2024 MART	
ORTALAMA FİYAT	8,70 TL	-	-	-	41,98 TL

# YILLIK YURTIÇİ TOPLAM LEBLEBİ İŞLEM MİKTARI

<b>MIKTAR</b>	<b>1 NİSAN 21 - 31 MART 22</b>	<b>1 NİSAN 22 - 31 MART 23</b>		<b>1 NİSAN 23 - 31 MART 24</b>	
<b>SARI</b>	<b>9.702 TON</b>	<b>-51%</b>	<b>4.794 TON</b>	<b>-24%</b>	<b>3.630 TON</b>
<b>BEYAZ</b>	<b>1.639 TON</b>	<b>-8%</b>	<b>1.512 TON</b>	<b>0%</b>	<b>1.506 TON</b>
<b>KAPL.+KIRIK</b>	<b>2.261 TON</b>	<b>-2%</b>	<b>2.218 TON</b>	<b>-13%</b>	<b>1.919 TON</b>
<b>LEBLEBİ TOPLAM</b>	<b>13.602 TON</b>	<b>-37%</b>	<b>8.523 TON</b>	<b>-17%</b>	<b>7.055 TON</b>

# YILLIK TOPLAM TTS LEBLEBİ TESCİLİ

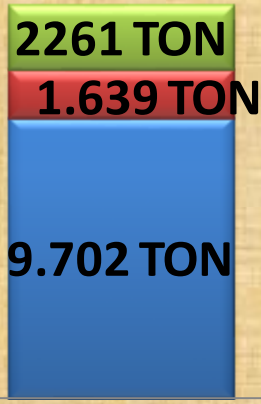
 KAPL. + KIRIK

 BEYAZ

 SARI

40.000 TON  
35.000 TON  
30.000 TON  
25.000 TON  
20.000 TON  
15.000 TON  
10.000 TON  
5.000 TON  
TON

1 NİSAN 21 -  
31 MART 22



-41 %



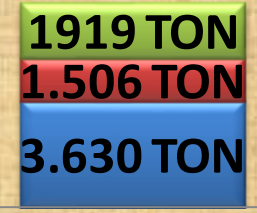
1 NİSAN 22 -  
31 MART 23



-20 %



1 NİSAN 23 -  
31 MART 24



# LEBLEBİ İHRACAT MİKTARLARI

## 2022 MART

SARI LEBLEBİ	41.466 kg.
BEYAZ LEBLEBİ	25.122 kg.
KAPLAMALI LEBLEBİ	3.740 kg.
KIRIK LEBLEBİ	-
LEBLEBİ UNU	-
LEBLEBİ KALBURALTI	-
TOPLAM	70.328 kg.

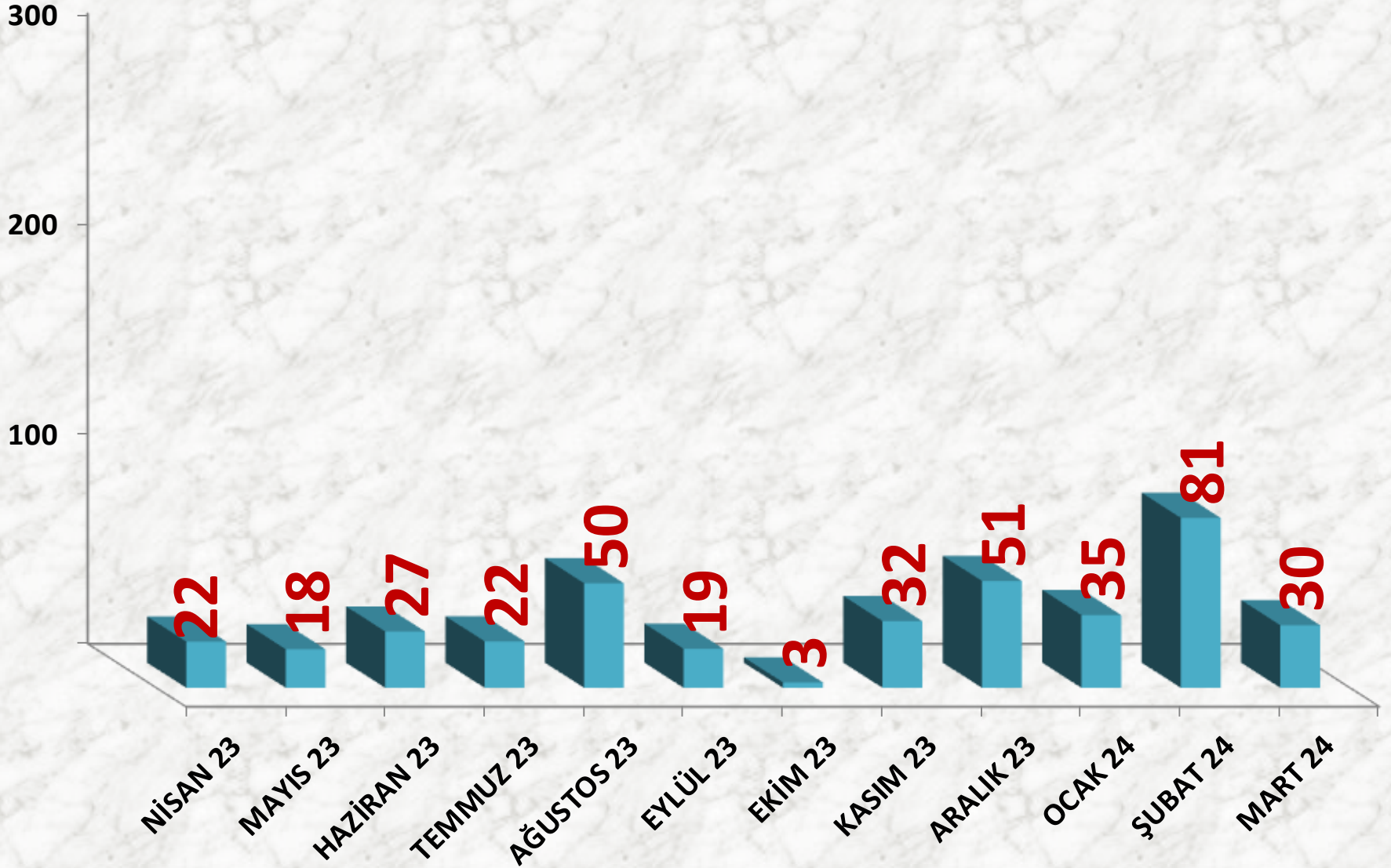
## 2023 MART

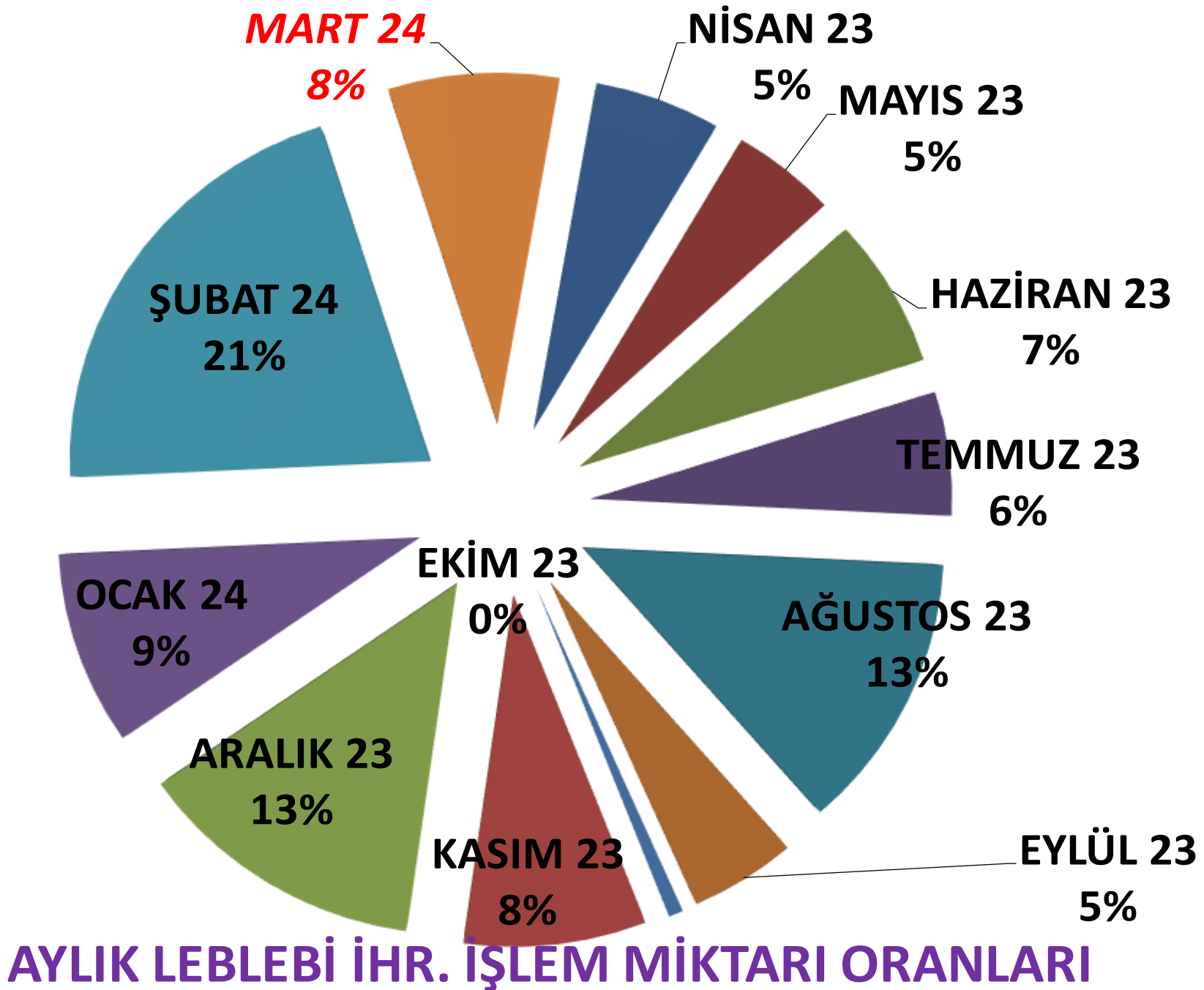
SARI LEBLEBİ	24.308 kg.
BEYAZ LEBLEBİ	2.728 kg.
KAPLAMALI LEBLEBİ	2.064 kg.
KIRIK LEBLEBİ	-
LEBLEBİ UNU	-
LEBLEBİ KALBURALTI	-
TOPLAM	29.100 kg.

## 2024 MART

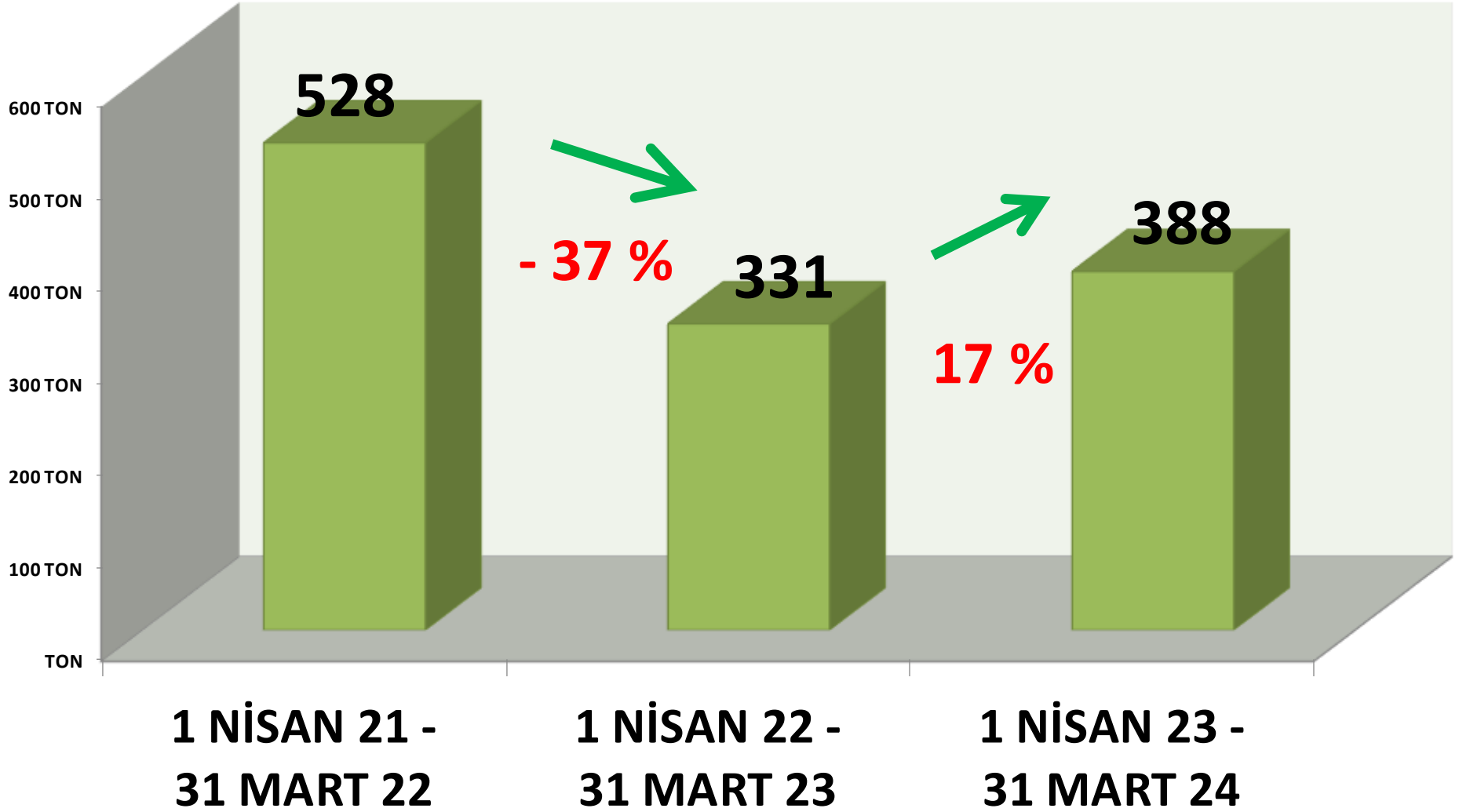
SARI LEBLEBİ	-
BEYAZ LEBLEBİ	29.805 kg.
KAPLAMALI LEBLEBİ	-
KIRIK LEBLEBİ	-
LEBLEBİ UNU	-
LEBLEBİ KALBURALTI	-
TOPLAM	29.805 kg.

# Leblebi İhracat (Ton)





# YILLIK TOPLAM LEBLEBİ İHRACAT MİKTARI (TON)



# AYÇEKİRDEĞİ

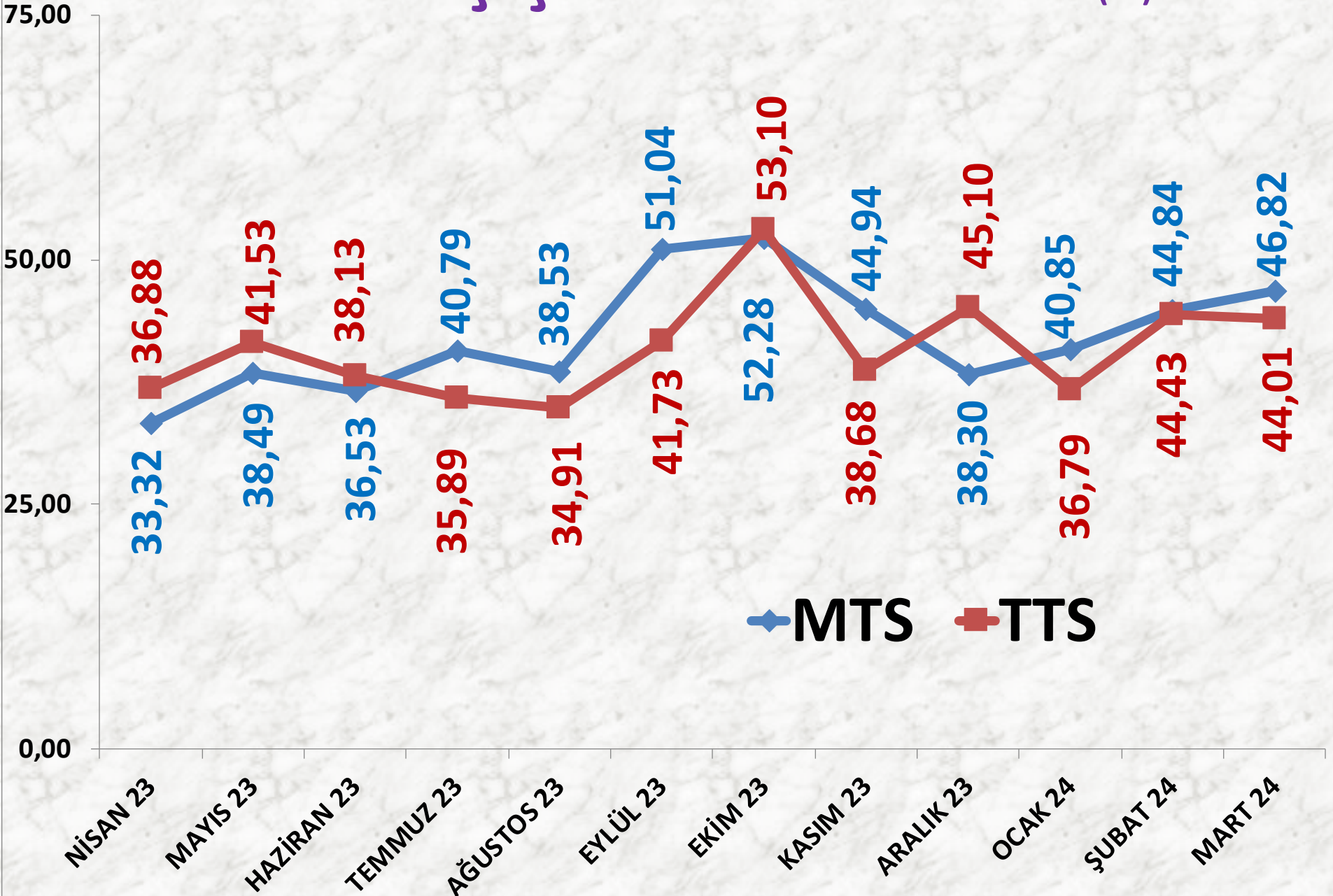
<b>İŞLEM MİKTARI TON</b>	<b>2022 MART</b>	<b>2023 MART</b>		<b>2024 MART</b>	
MTS	2.214 TON	-69%	696 TON	152%	1.756 TON
TTS	2.232 TON	-63%	826 TON	15%	951 TON

<b>EN AZ FİYAT</b>	<b>2022 MART</b>	<b>2023 MART</b>		<b>2024 MART</b>	
MTS	6,12 TL	333%	26,47 TL	4%	27,55 TL
TTS	8,11 TL	233%	27,00 TL	7%	29,00 TL

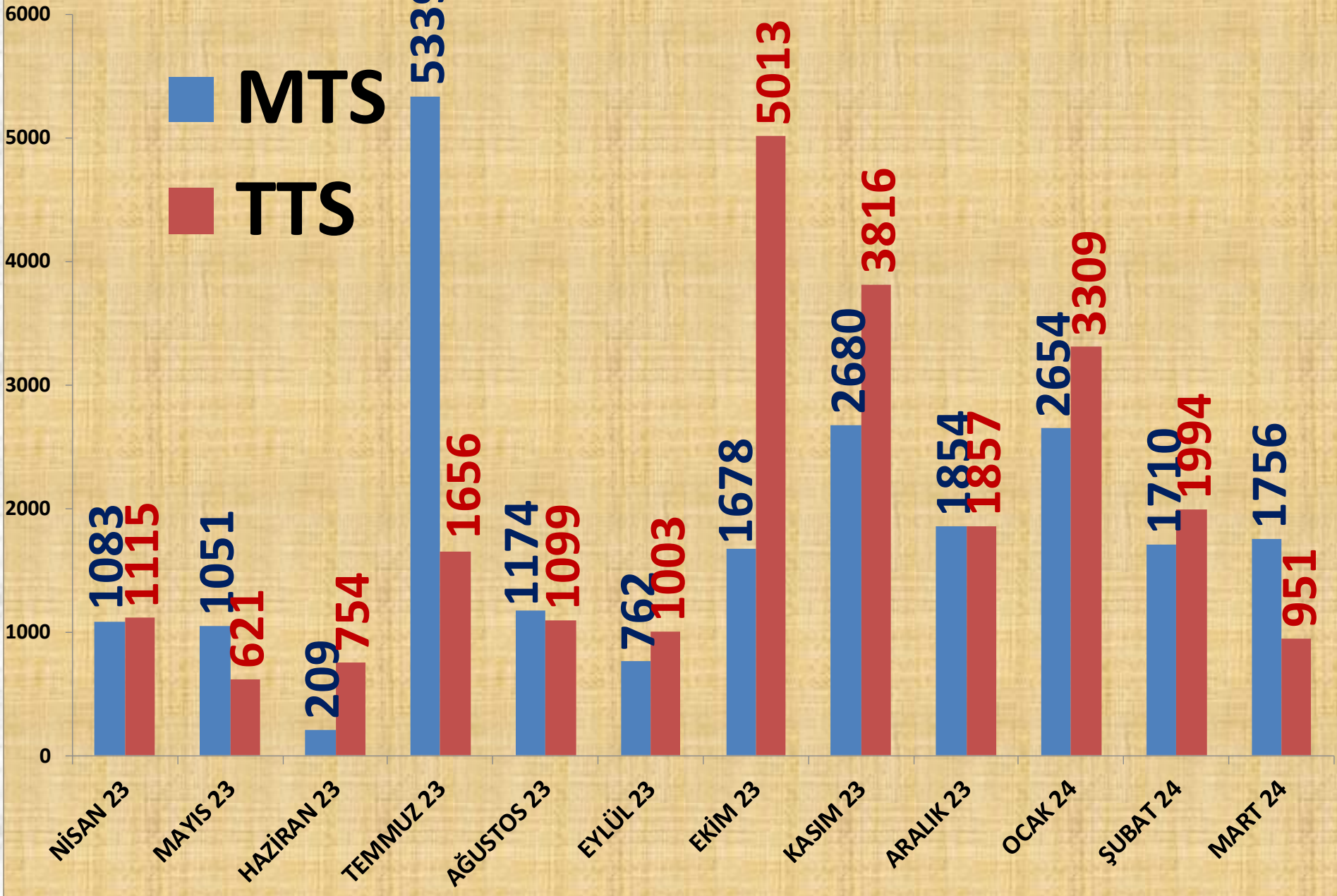
<b>EN ÇOK FİYAT</b>	<b>2022 MART</b>	<b>2023 MART</b>		<b>2024 MART</b>	
MTS	17,00 TL	165%	45,00 TL	141%	108,30 TL
TTS	25,75 TL	105%	52,87 TL	54%	81,57 TL

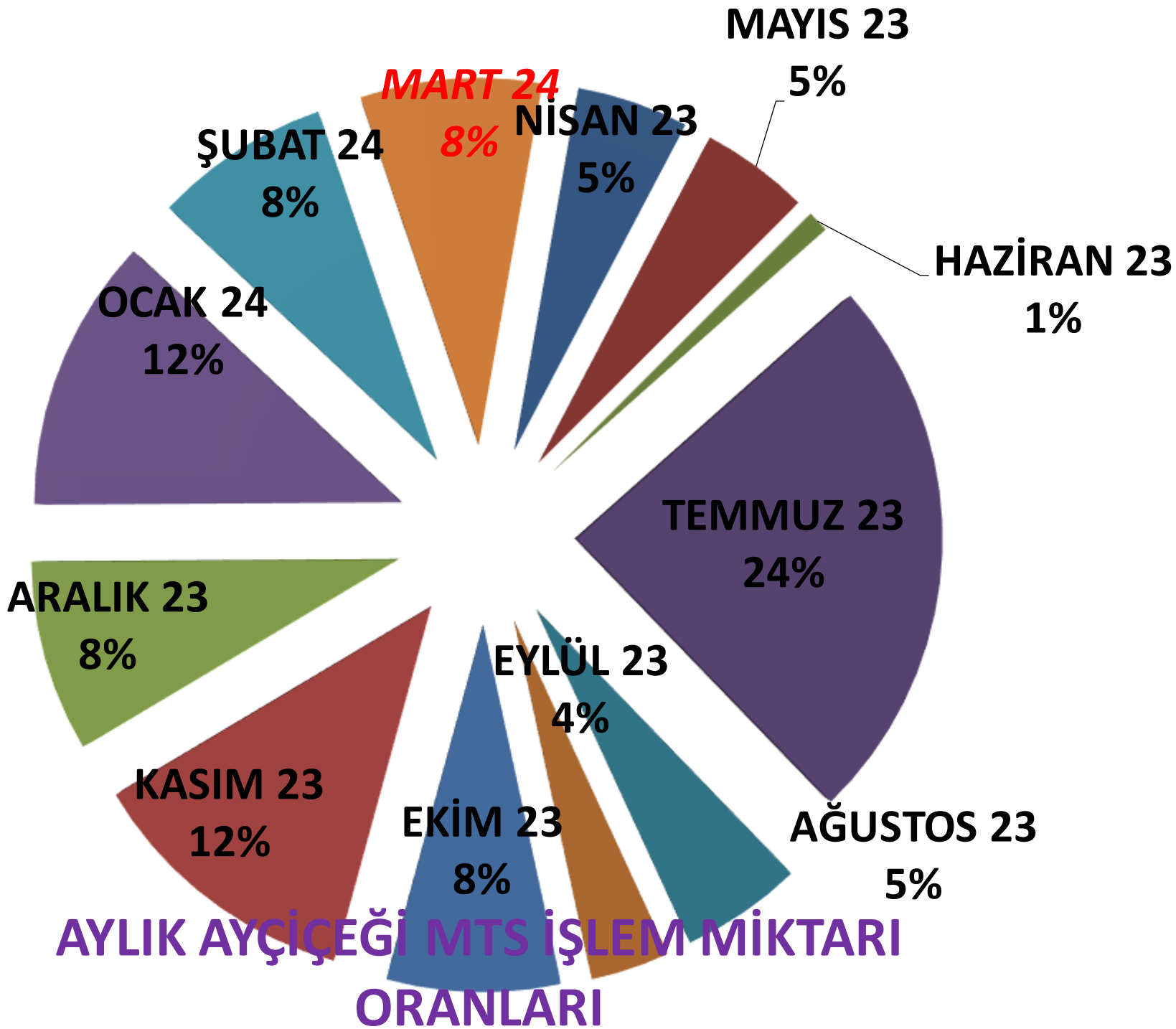
<b>ORTALAMA FİYAT</b>	<b>2022 MART</b>	<b>2023 MART</b>		<b>2024 MART</b>	
MTS	9,89 TL	238%	33,47 TL	40%	46,82 TL
TTS	13,17 TL	156%	33,74 TL	30%	44,01 TL

# AYLIK AYÇİÇEĞİ FİYAT TRENDİ (TL)



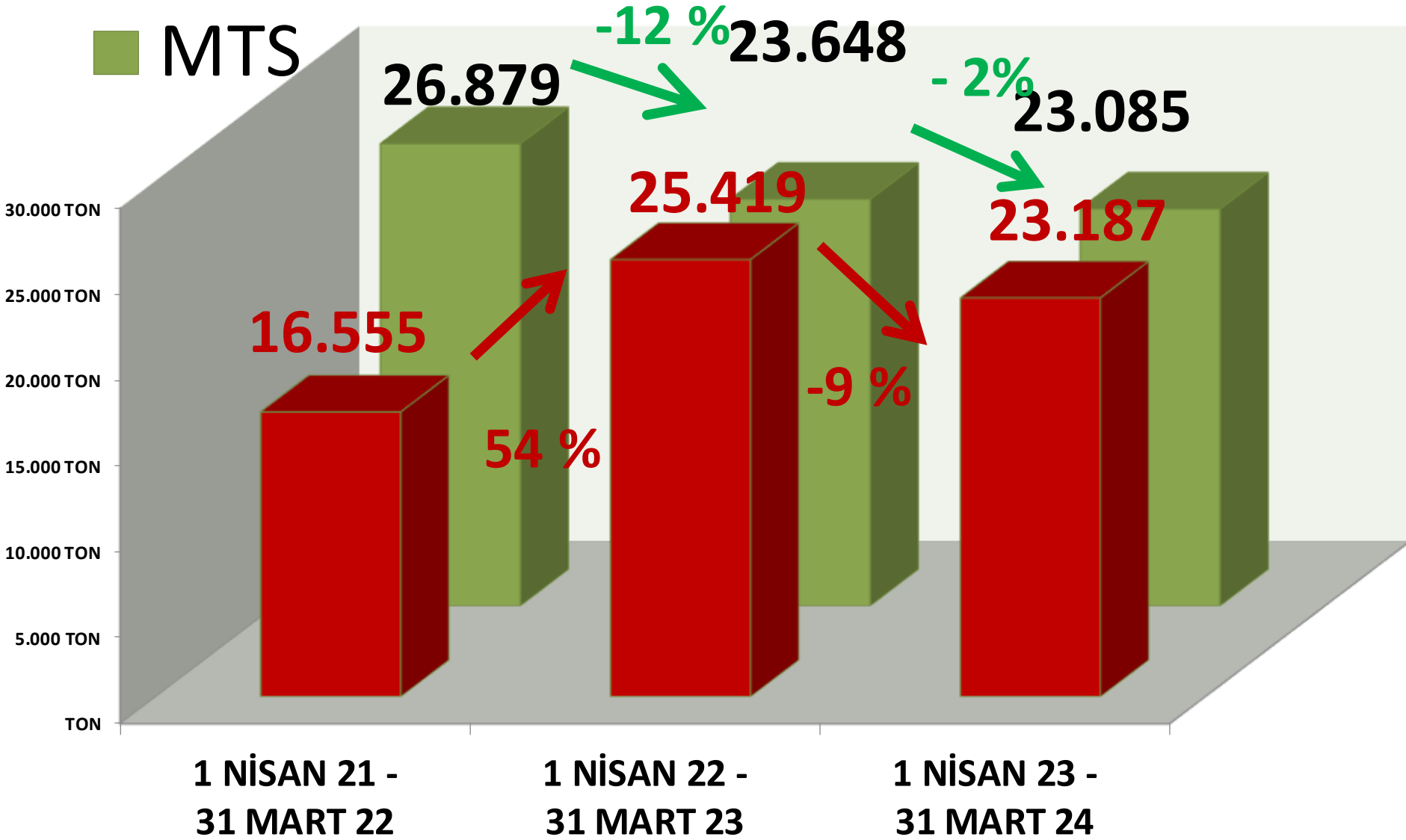
# AYLIK AYÇİÇEĞİ İŞLEM MİKTARI (TON)





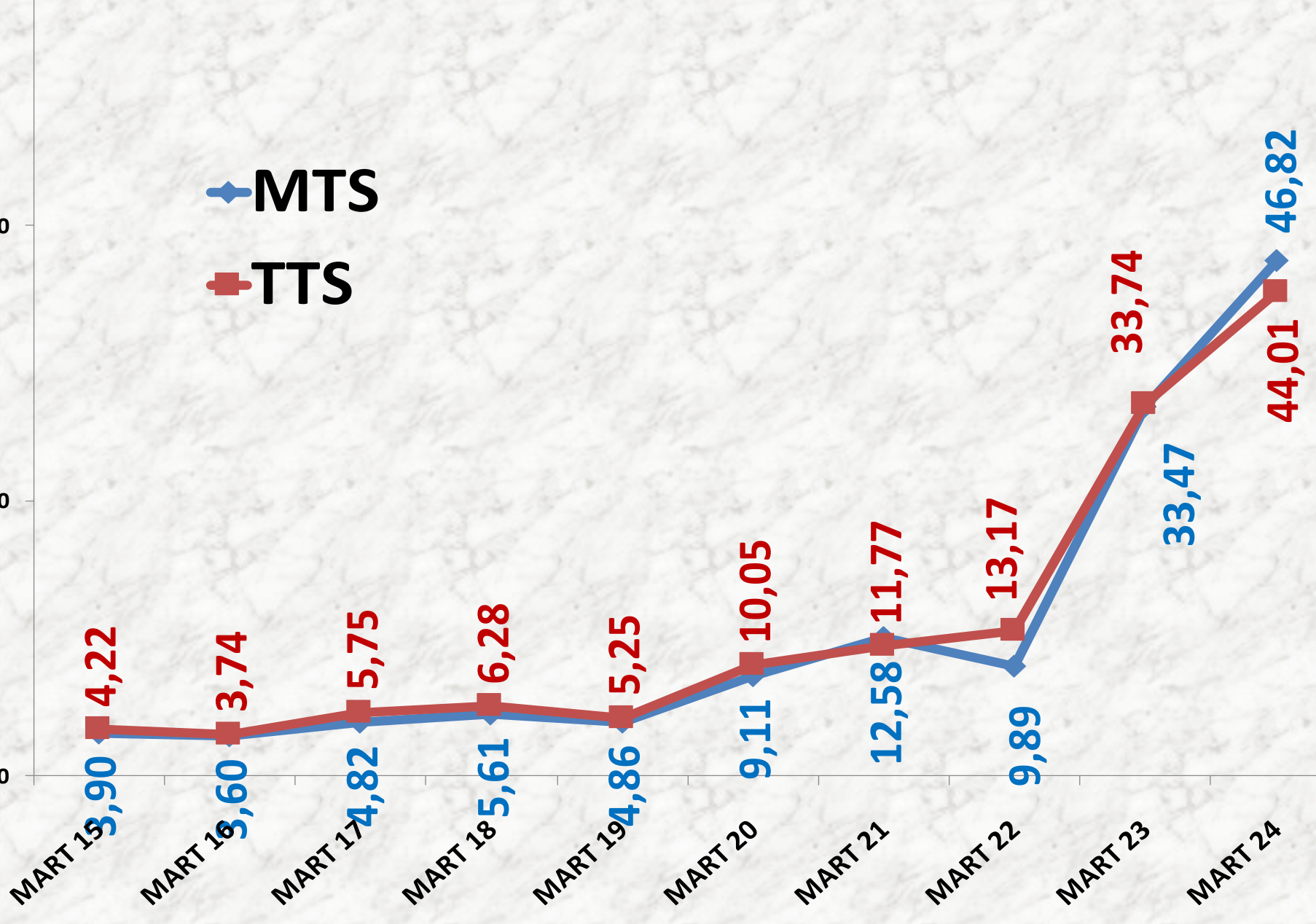
# ■ TTS YILLIK AYÇİÇEĞİ İŞLEM MİKTARI (TON)

■ MTS



# MART AYLARI AYÇİÇEĞİ FİYAT TRENDİ (TL)

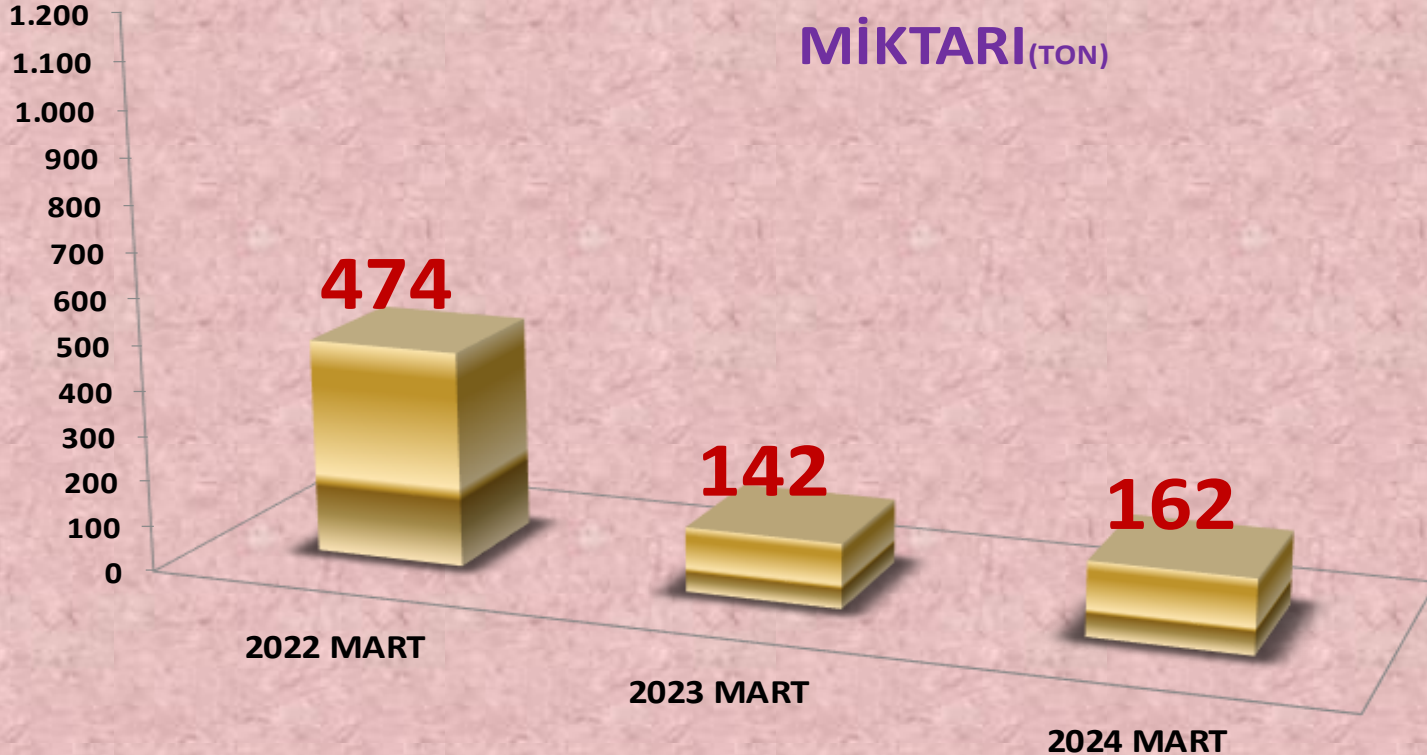
◆ MTS  
■ TTS



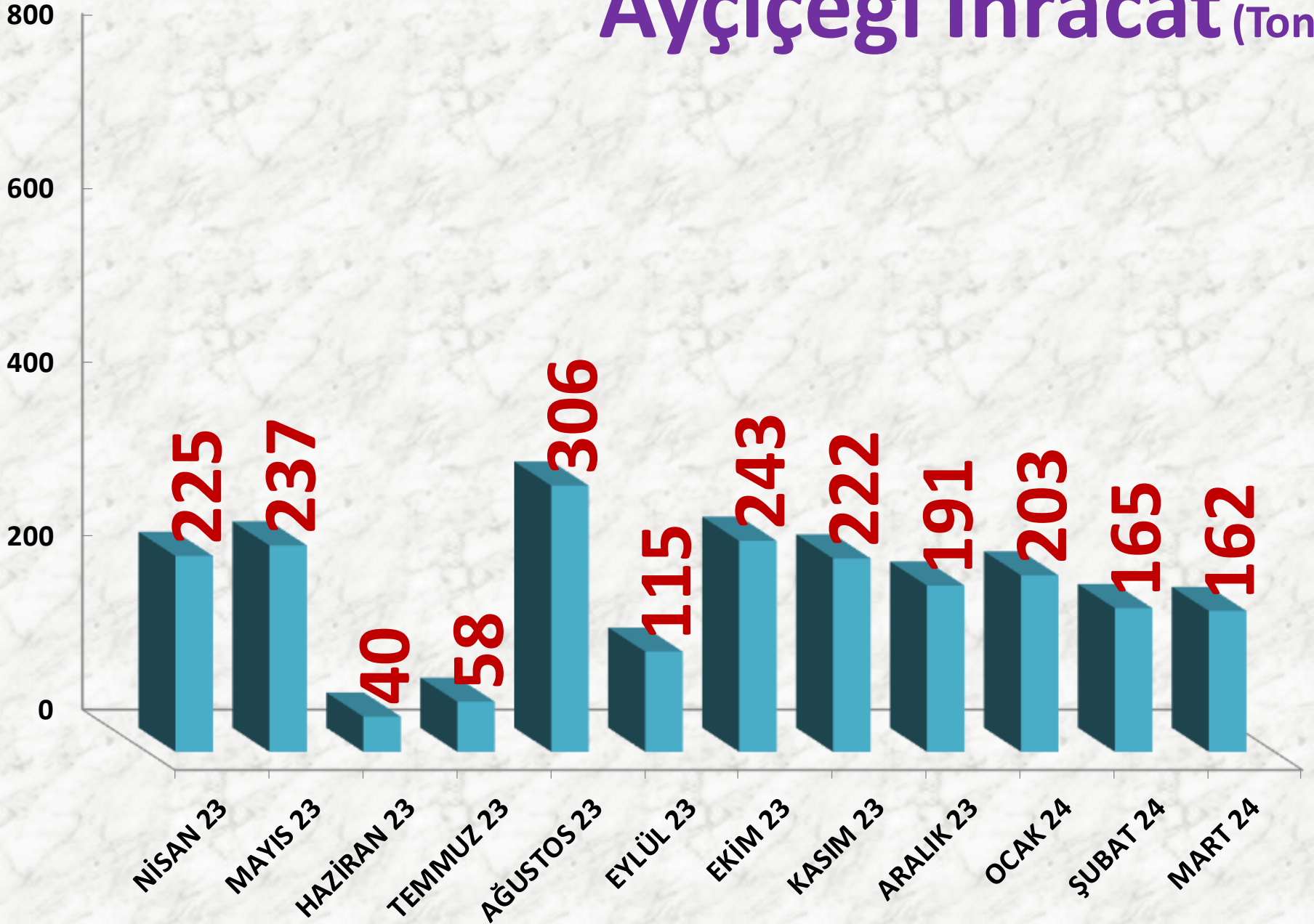
# AYÇEKİRDEĞİ İHRACATI

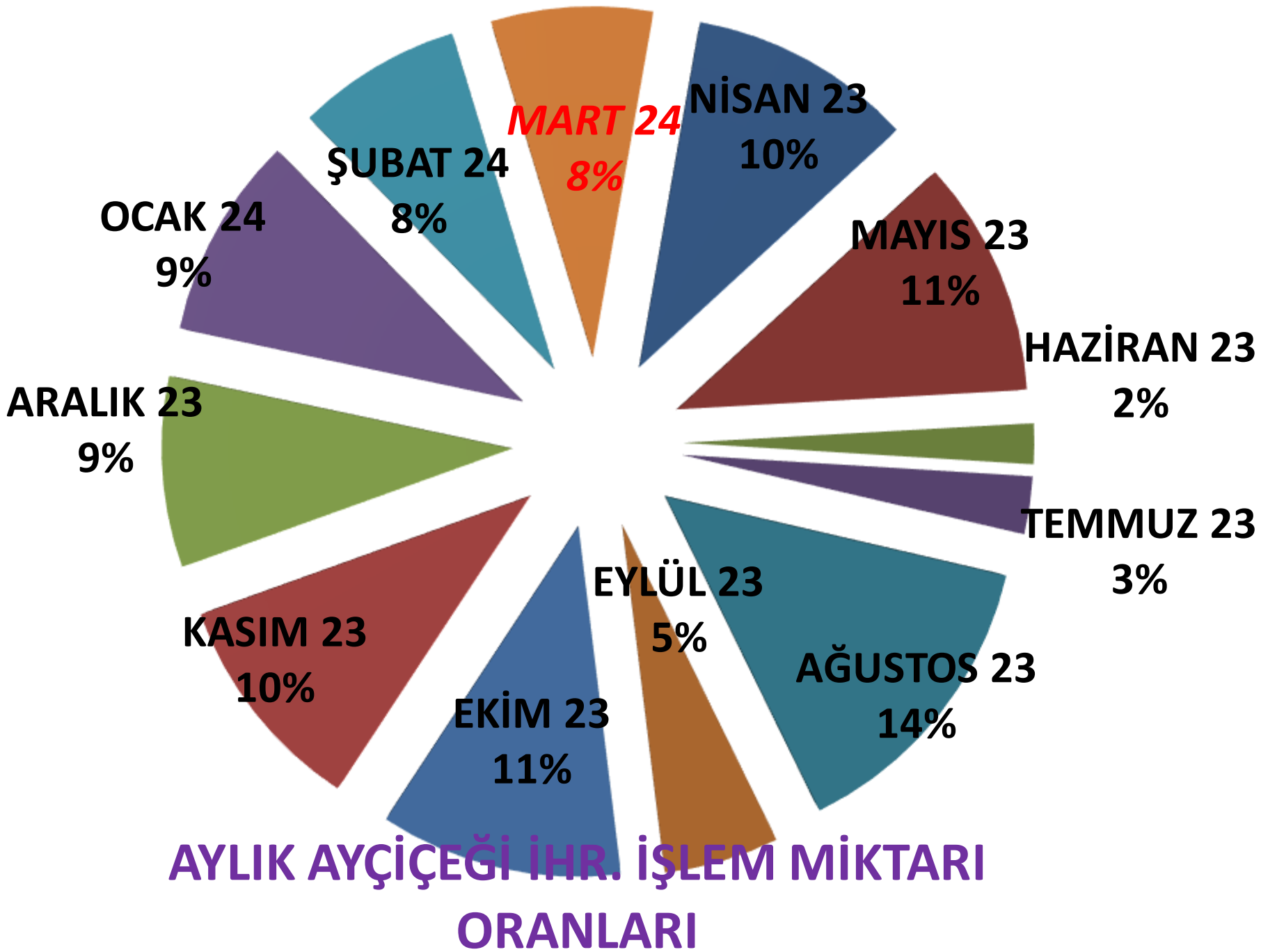
	2022 MART	2023 MART		2024 MART	
İHRACAT	474 TON	-70%	142 TON	14%	162 TON

## AYÇEKİRDEĞİ İHRACAT MİKTARI (TON)

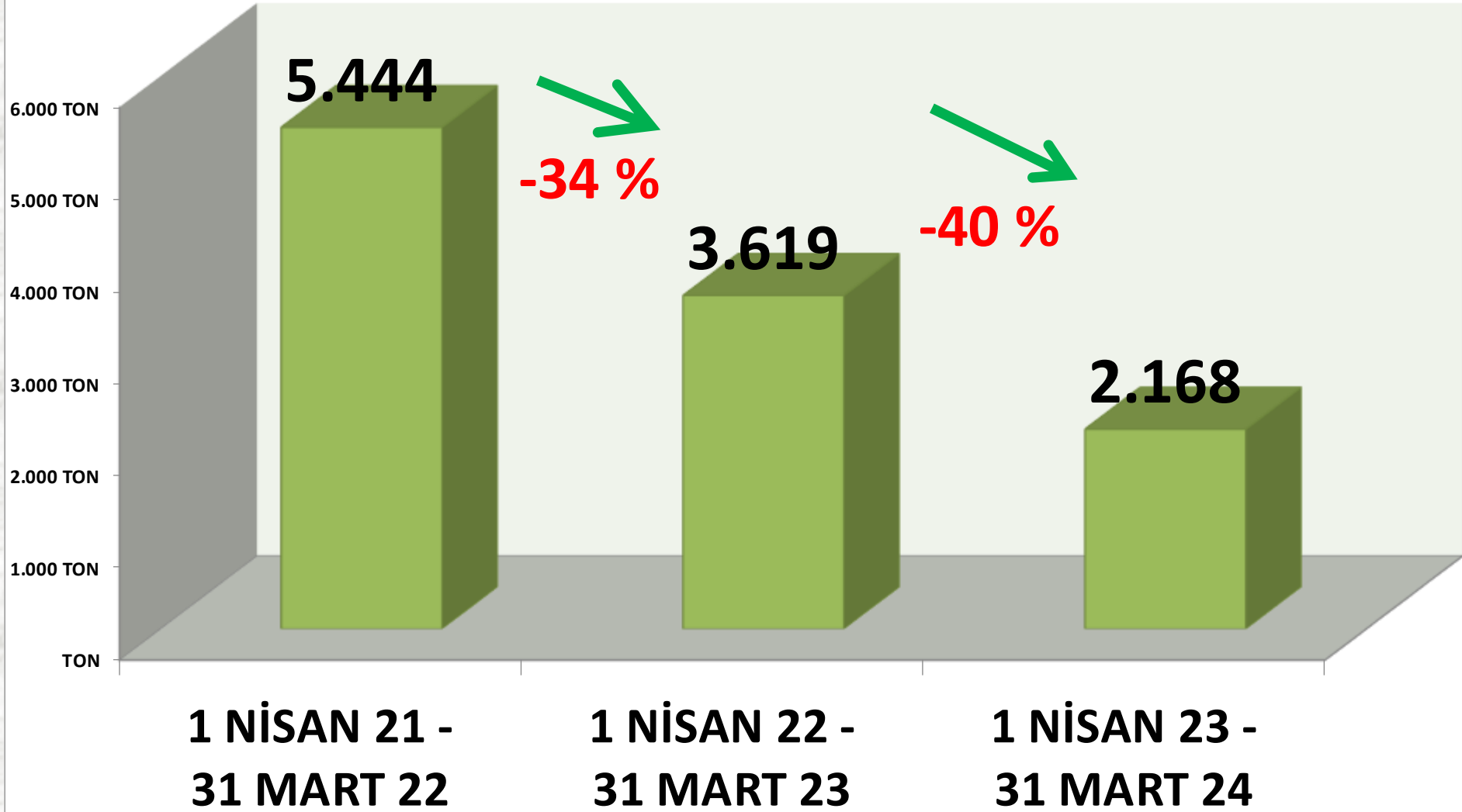


# Ayçiçeği İhracat (Ton)





# YILLIK TOPLAM AYÇIĞEĞİ İHRACAT MİKTARI (TON)



# SÜT

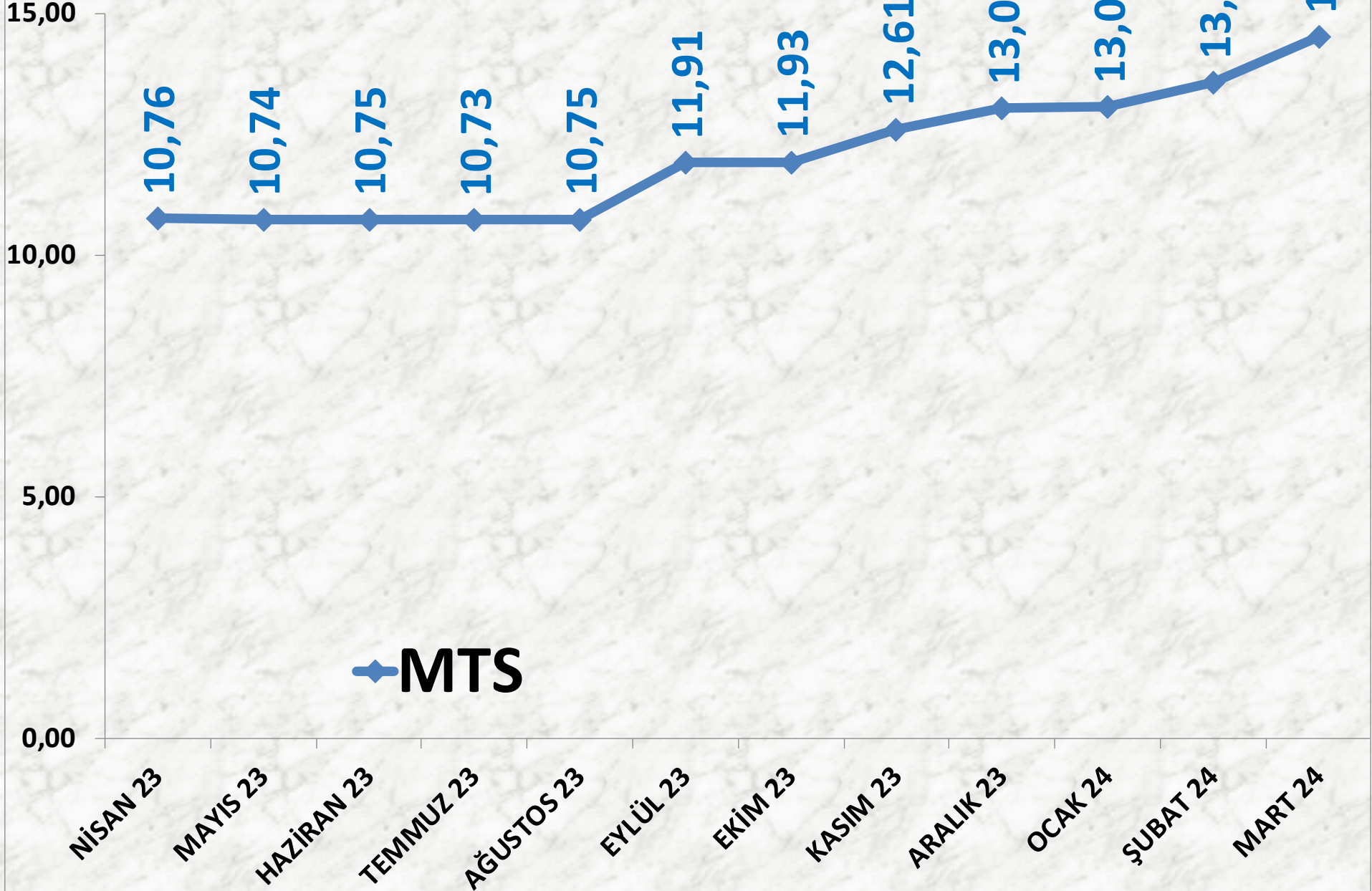
<b>İŞLEM MİKTARI (M<sup>3</sup>)</b>	<b>2022 MART</b>	<b>2023 MART</b>		<b>2024 MART</b>	
MTS	28.950 M <sup>3</sup>	-7%	26.941 M <sup>3</sup>	19%	32.172 M <sup>3</sup>

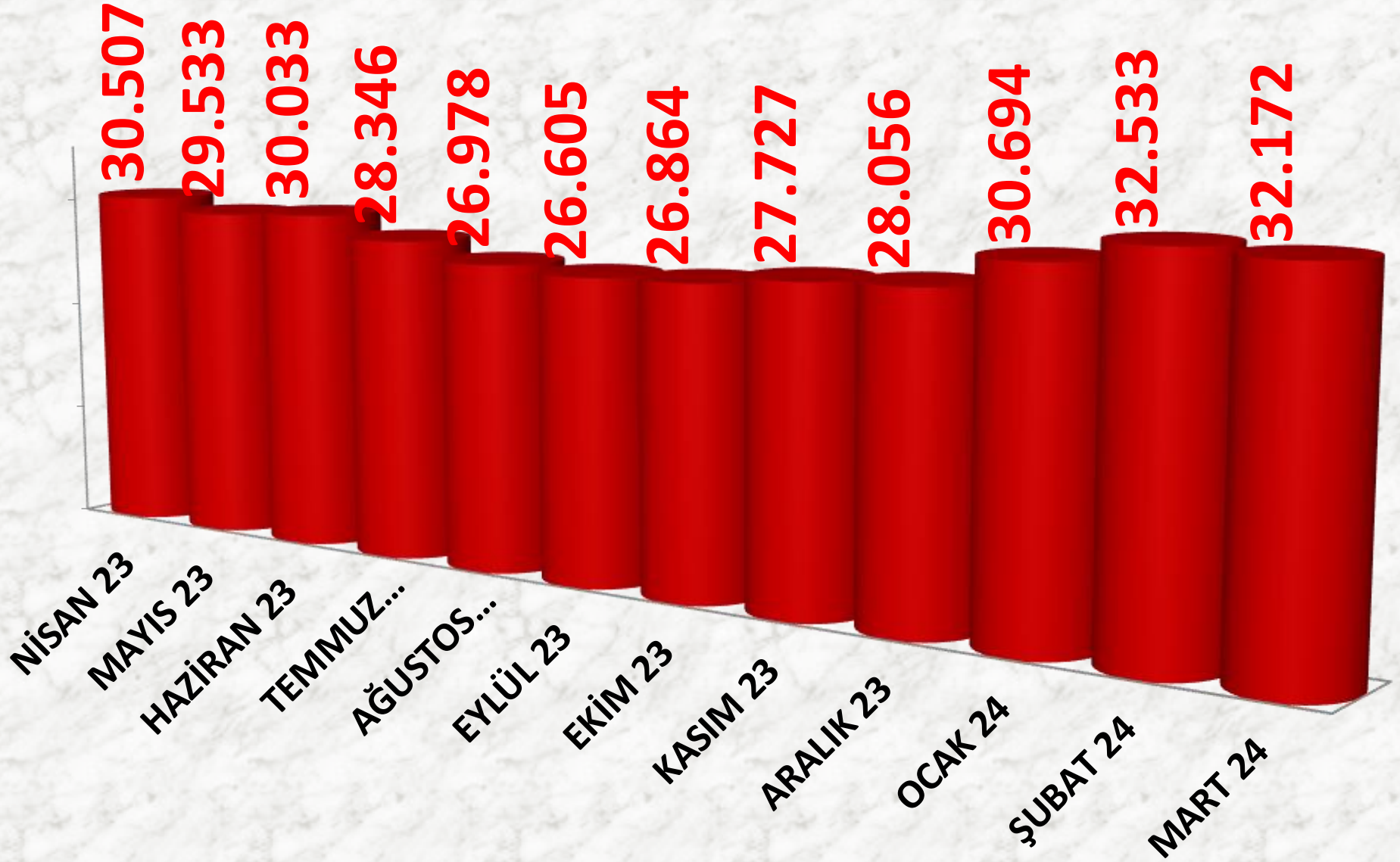
<b>EN AZ FİYAT</b>	<b>2022 MART</b>	<b>2023 MART</b>		<b>2024 MART</b>	
MTS	3,32 TL	171%	9,00 TL	44%	13,00 TL

<b>EN ÇOK FİYAT</b>	<b>2022 MART</b>	<b>2023 MART</b>		<b>2024 MART</b>	
MTS	6,69 TL	87%	12,50 TL	78%	22,23 TL

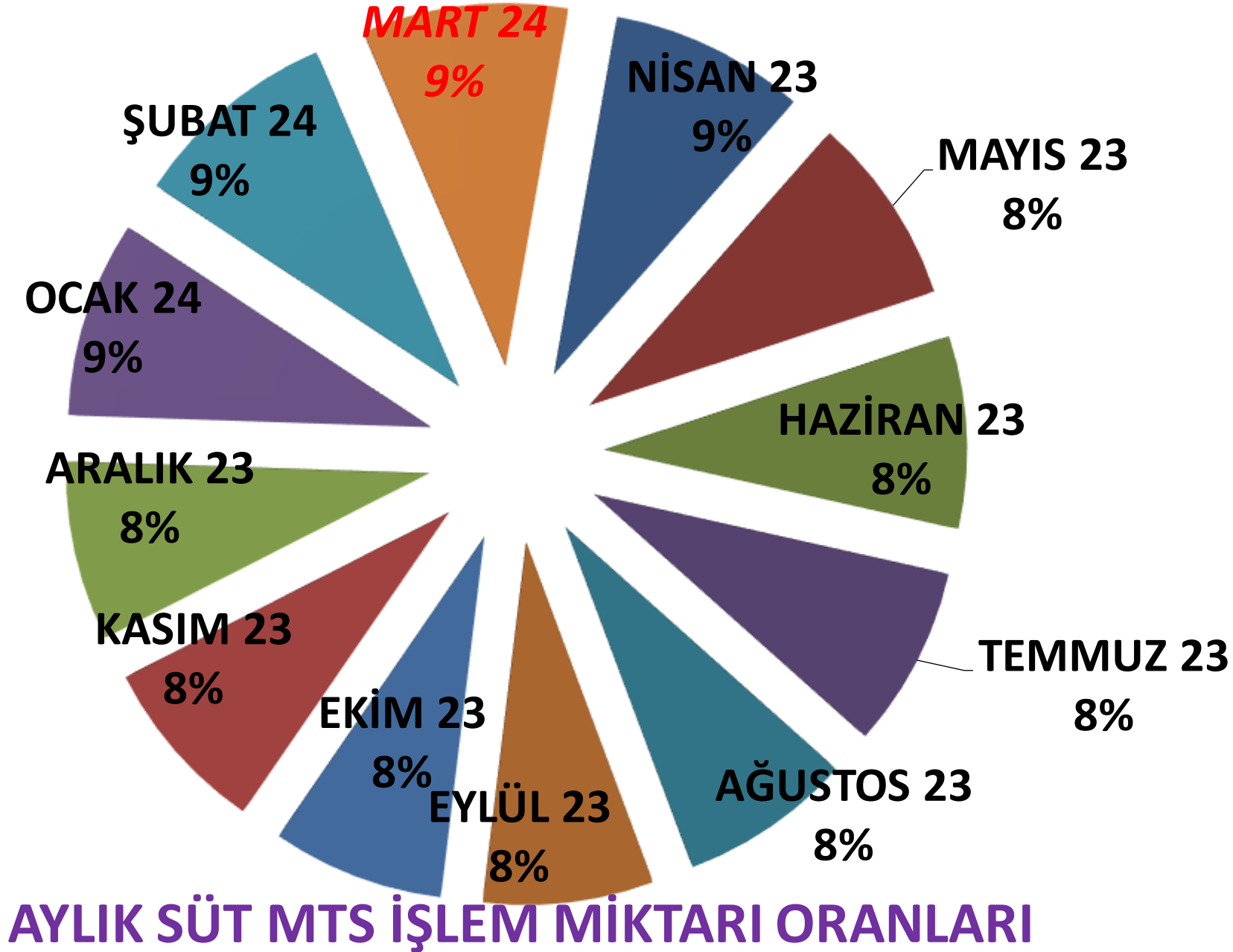
<b>ORTALAMA FİYAT</b>	<b>2022 MART</b>	<b>2023 MART</b>		<b>2024 MART</b>	
MTS	4,57 TL	136%	10,80 TL	34%	14,52 TL

# AYLIK İNEK SÜTÜ FİYAT TRENDİ (TL)

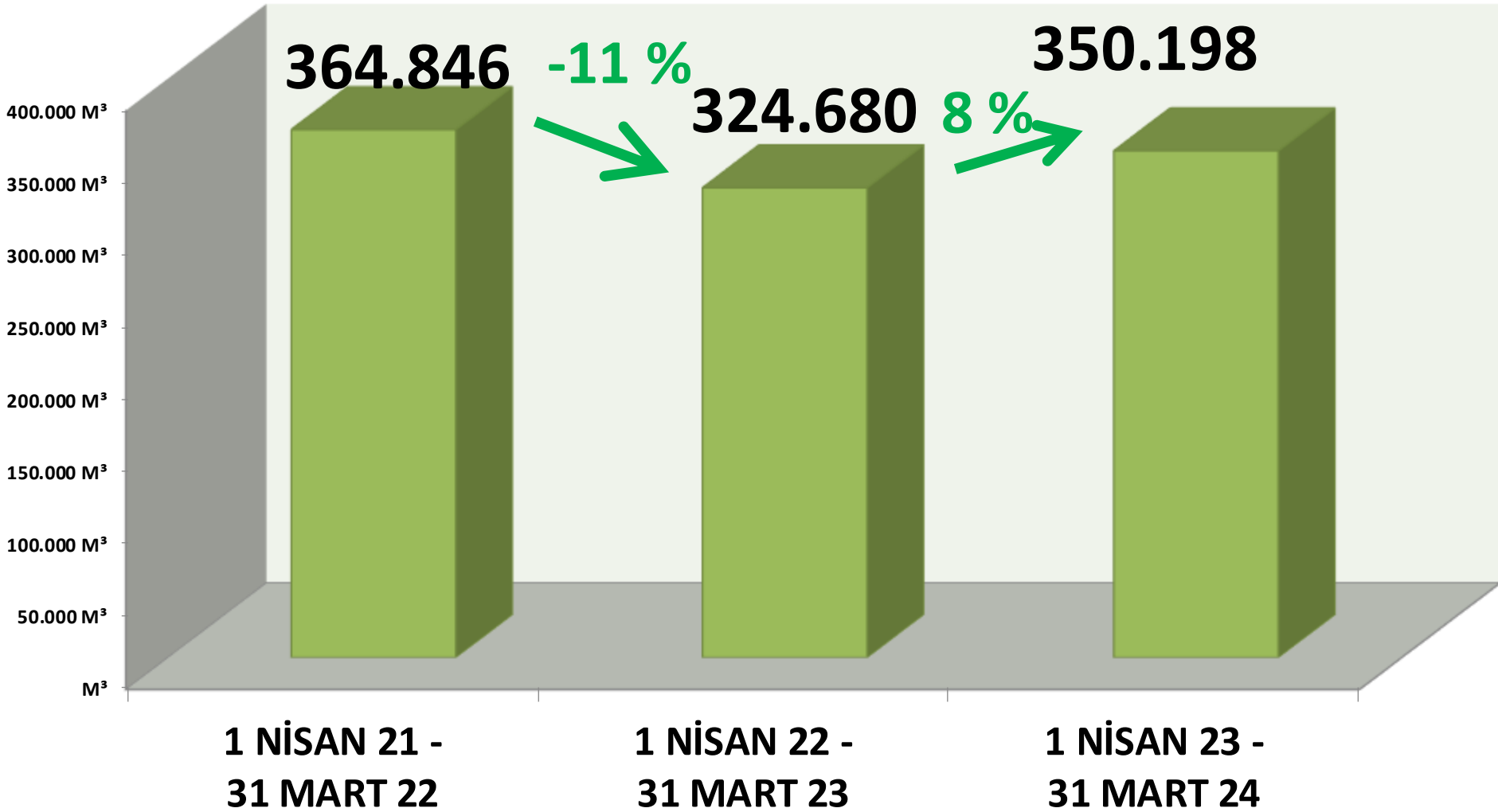




**AYLIK SÜT İŞLEM MİKTARI (M<sup>3</sup>)**



# YILLIK İNEK SÜTÜ İŞLEM MİKTARI (TON)



# BEYAZ HAŞHAŞ

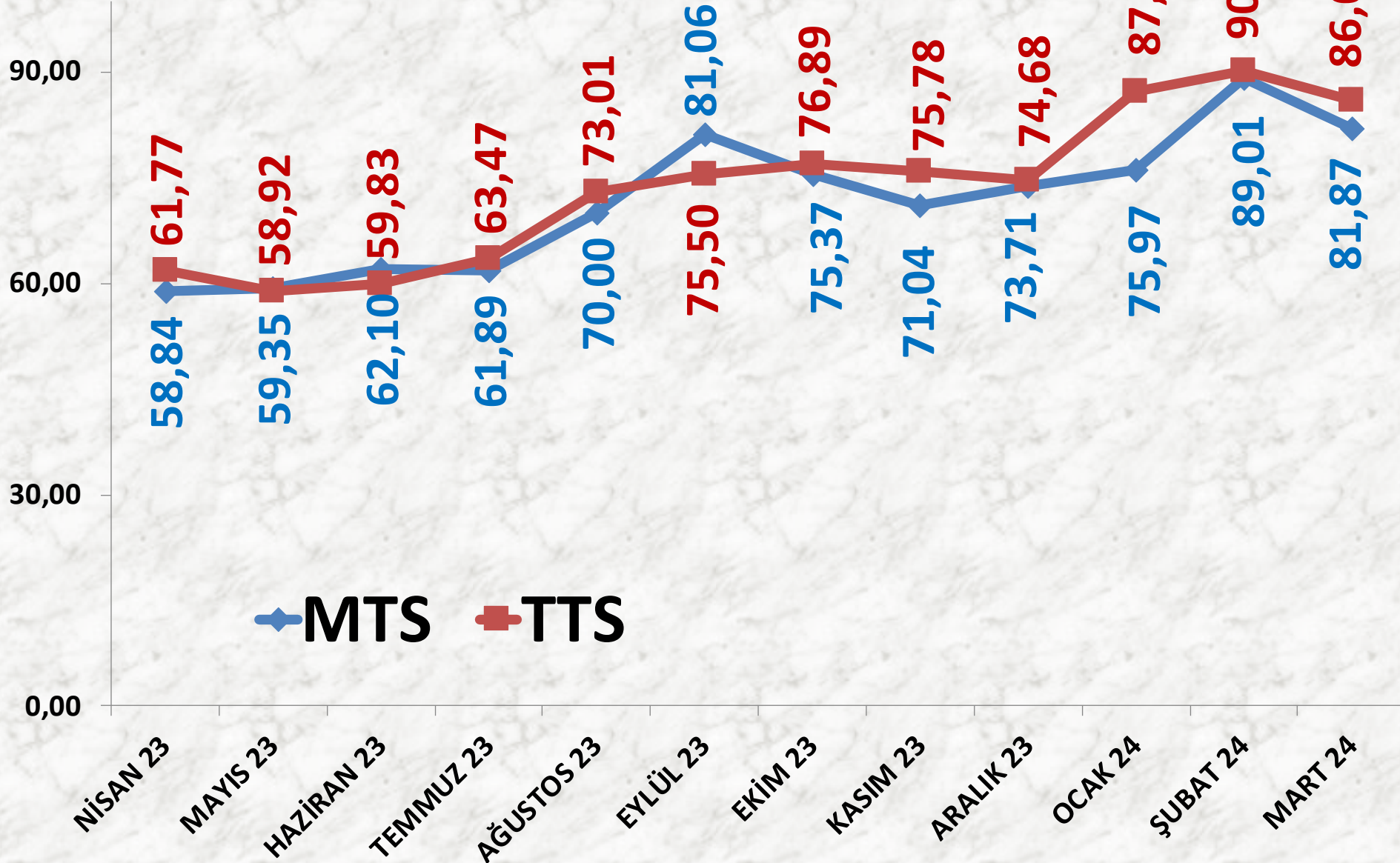
İŞLEM MİKTARI TON	2022 MART	2023 MART		2024 MART	
MTS	417 TON	-88%	52 TON	175%	142 TON
TTS	117 TON	-10%	105 TON	46%	153 TON

EN AZ FİYAT	2022 MART	2023 MART		2024 MART	
MTS	33,67 TL	75%	59,00 TL	34%	79,00 TL
TTS	33,94 TL	77%	60,00 TL	36%	81,60 TL

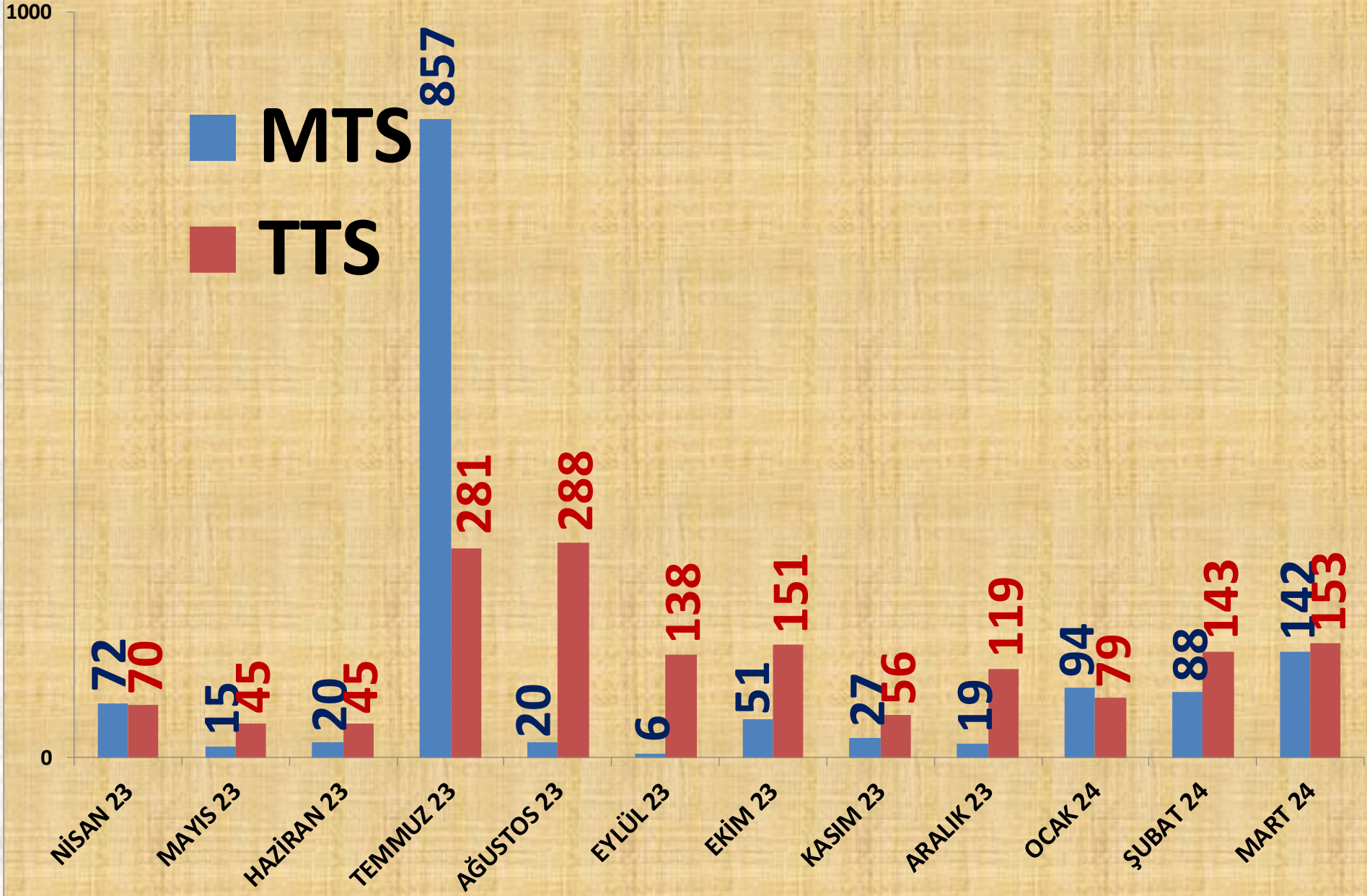
EN ÇOK FİYAT	2022 MART	2023 MART		2024 MART	
MTS	38,00 TL	71%	65,00 TL	26%	82,00 TL
TTS	44,33 TL	70%	75,37 TL	59%	119,53 TL

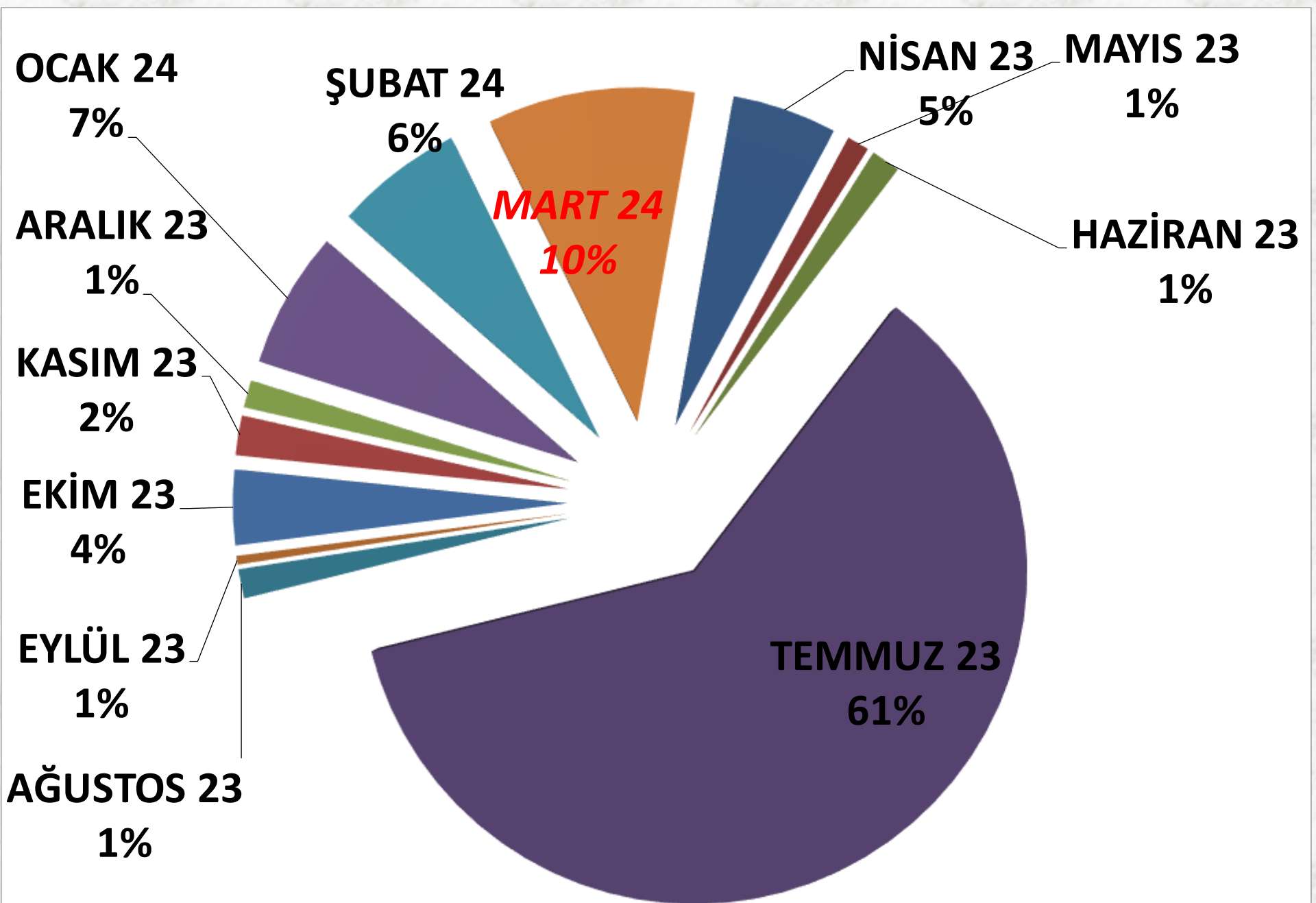
ORTALAMA FİYAT	2022 MART	2023 MART		2024 MART	
MTS	35,23 TL	71%	60,18 TL	36%	81,87 TL
TTS	35,19 TL	77%	62,24 TL	38%	86,03 TL

# AYLIK B. HAŞHAŞ FİYAT TRENDİ (₺)



# AYLIK B. HAŞHAŞ İŞLEM MİKTARI (TON)



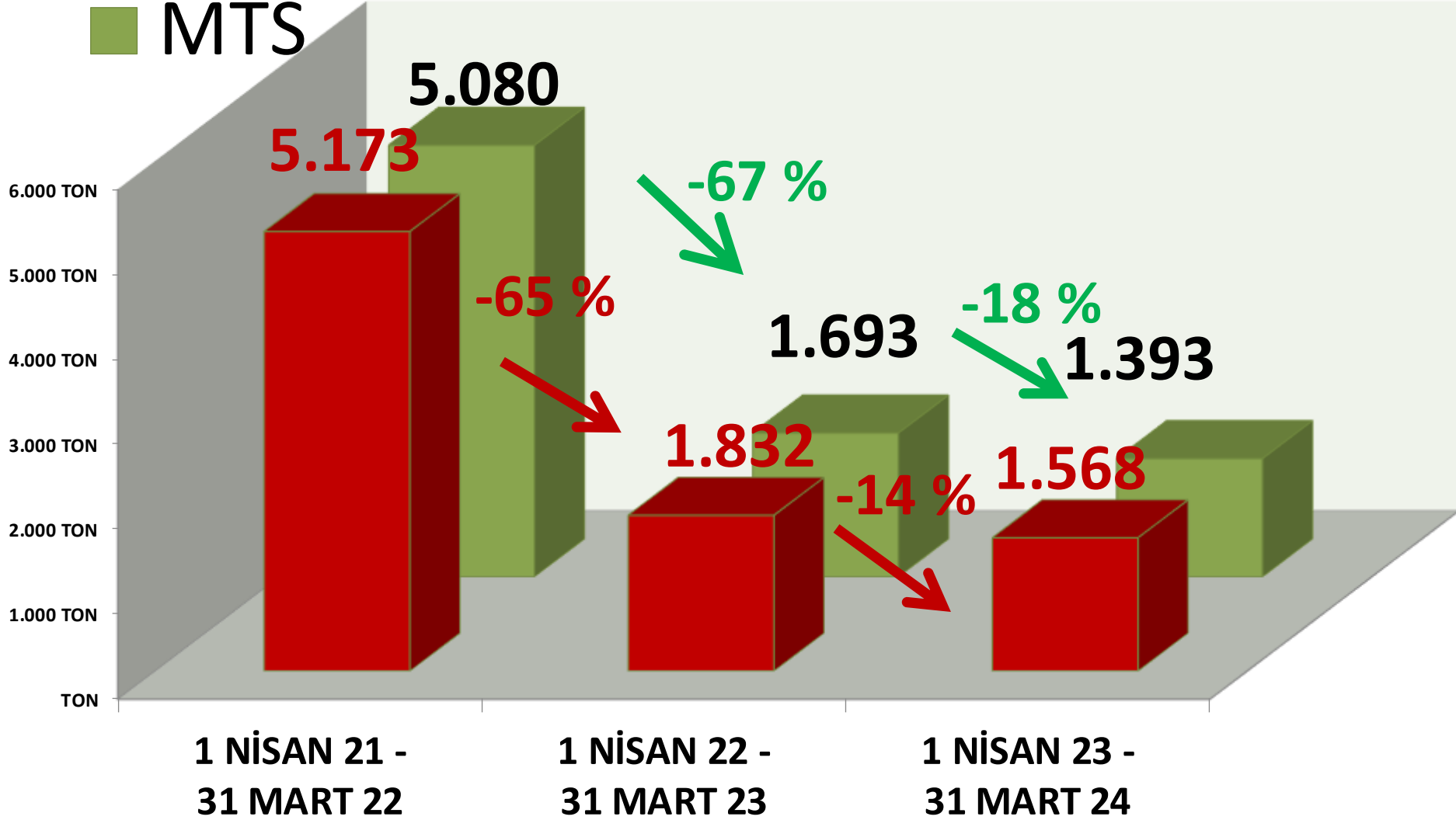


**AYLIK B. HAŞHAŞ MTS İŞLEM MİKTARI ORANLARI**

■ TTS

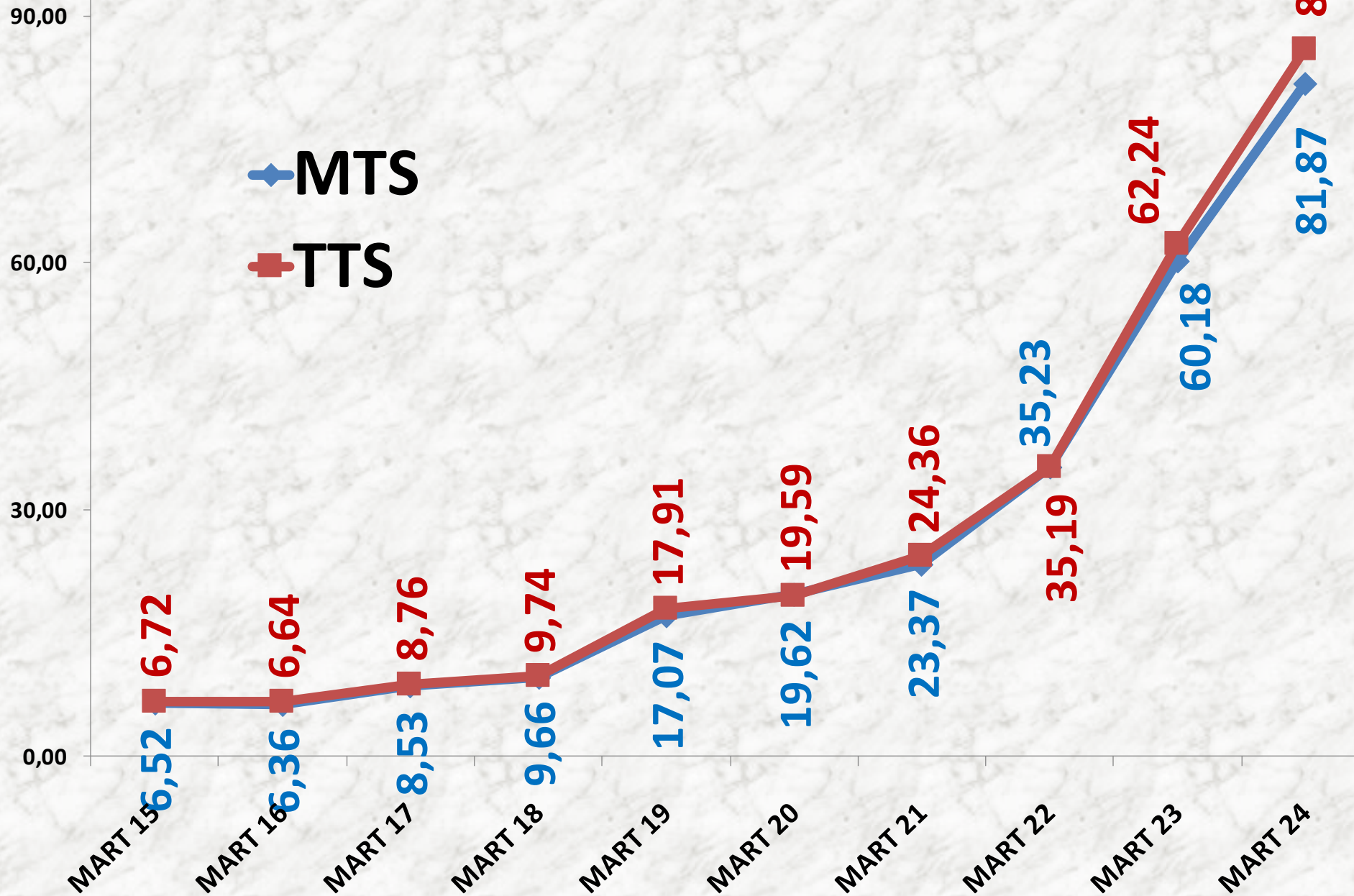
# YILLIK B. HAŞHAŞ İŞLEM MİKTARI (TON)

■ MTS



# MART AYLARI B. HAŞHAŞ FİYAT TRENDİ (TL)

◆ MTS  
■ TTS



# MAVİ HAŞHAŞ

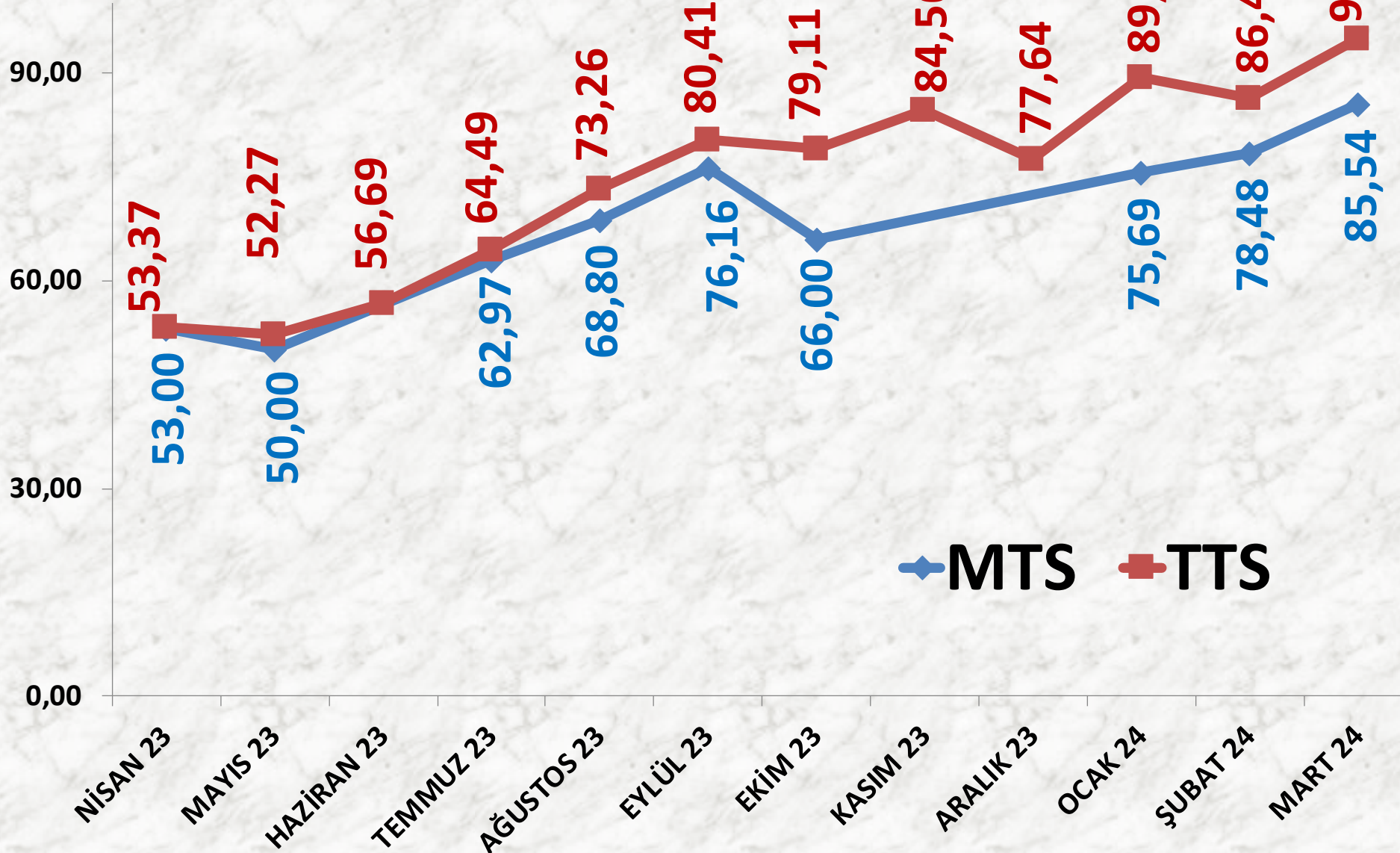
<b>İŞLEM MİKTARI TON</b>	<b>2022 MART</b>	<b>2023 MART</b>		<b>2024 MART</b>	
MTS	0	-	0	-	29 TON
TTS	6 TON	749%	52 TON	26%	66 TON

<b>EN AZ FİYAT</b>	<b>2022 MART</b>	<b>2023 MART</b>		<b>2024 MART</b>	
MTS	-	-	-	-	85,50 TL
TTS	28,00 TL	90%	53,25 TL	69%	90,00 TL

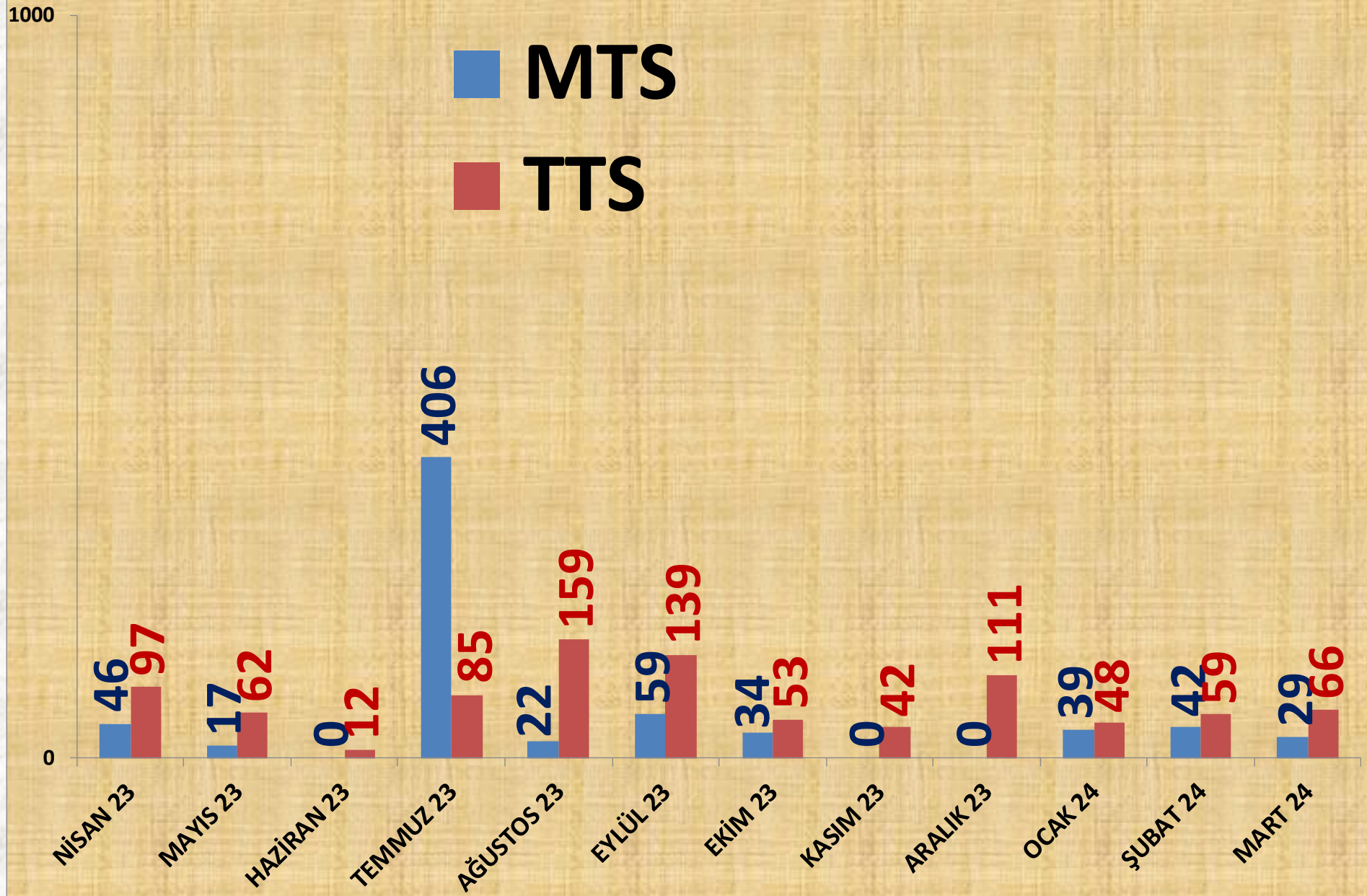
<b>EN ÇOK FİYAT</b>	<b>2022 MART</b>	<b>2023 MART</b>		<b>2024 MART</b>	
MTS	-	-	-	-	90,00 TL
TTS	35,00 TL	91%	67,00 TL	91%	128,00 TL

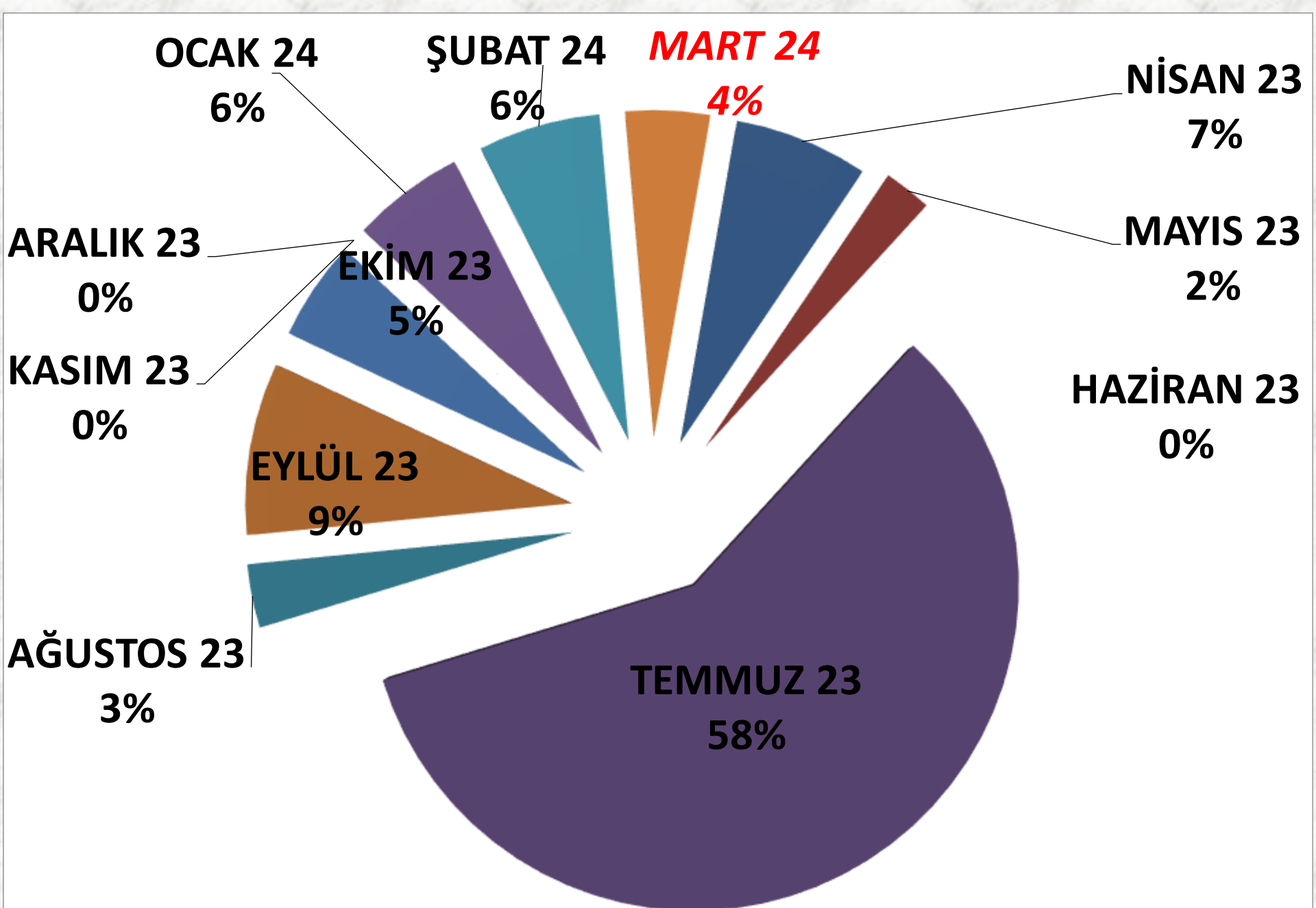
<b>ORTALAMA FİYAT</b>	<b>2022 MART</b>	<b>2023 MART</b>		<b>2024 MART</b>	
MTS	-	-	-	-	85,54 TL
TTS	28,90 TL	92%	55,39 TL	71%	94,98 TL

# AYLIK MAVİ HAŐHAŐ FİYAT TRENDİ (TL)



# AYLIK MAVİ HAŞHAŞ İŞLEM MİKTARI (TON)

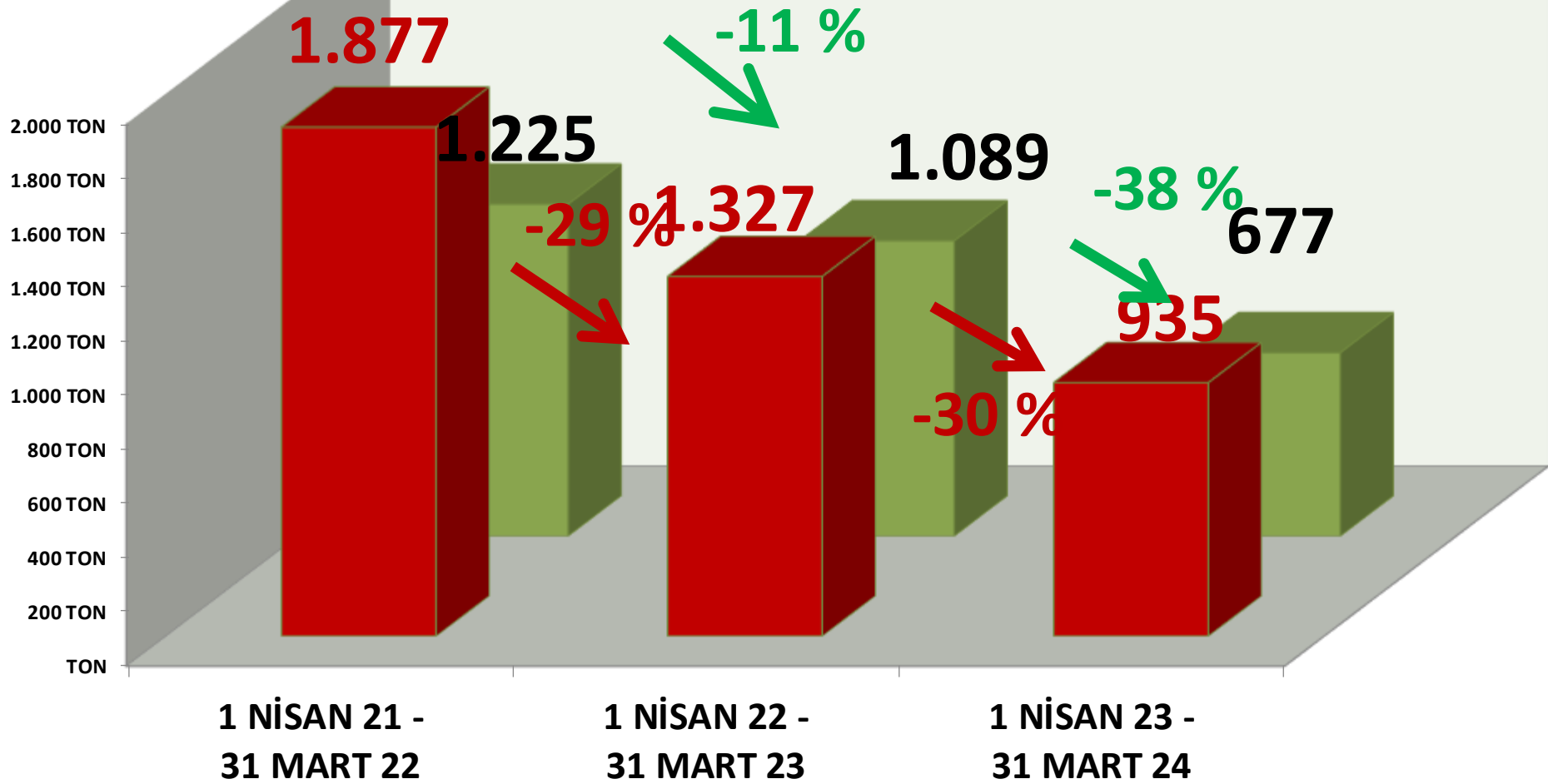




**AYLIK MAVİ MTS İŞLEM MİKTARI ORANLARI**

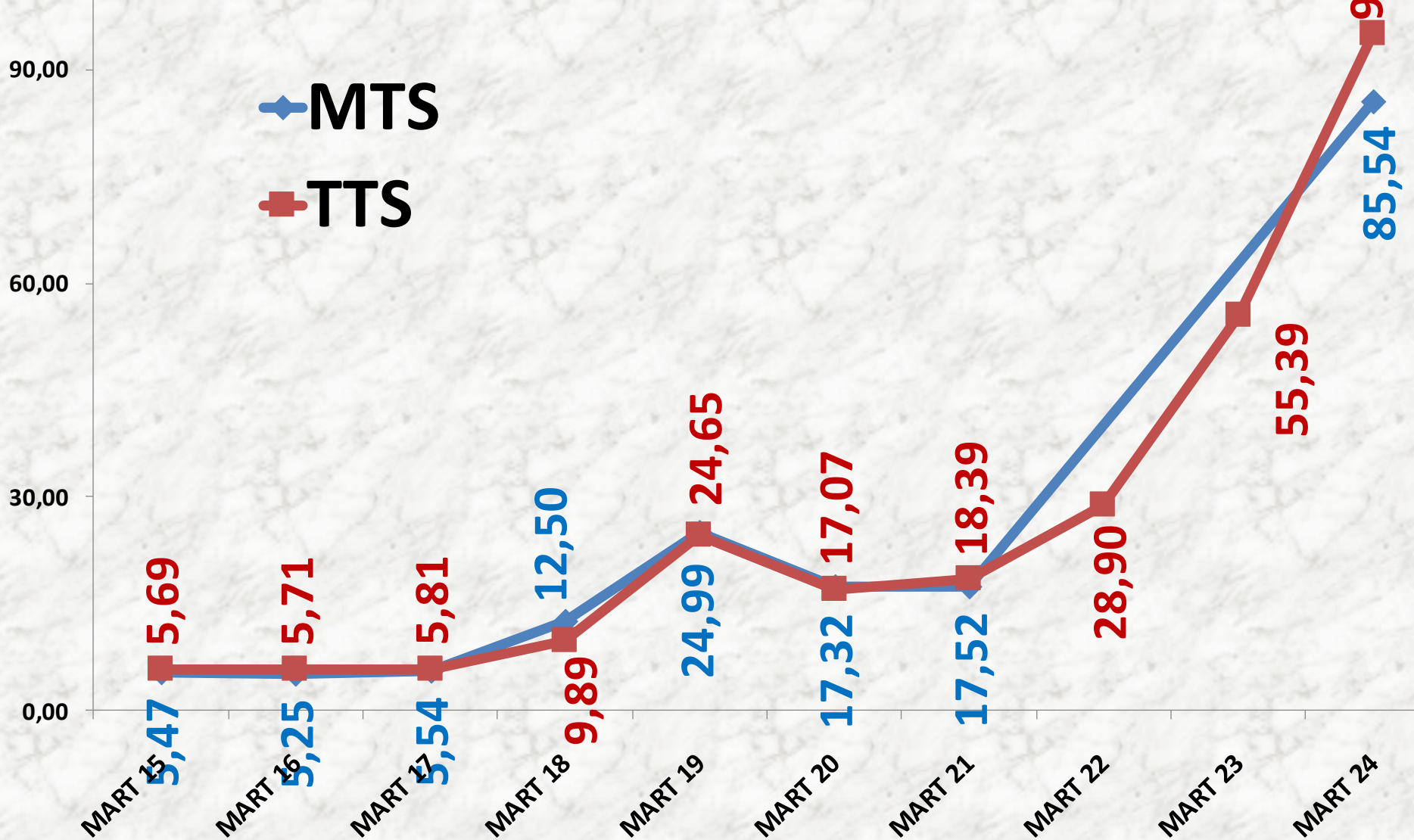
# ■ TTS YILLIK MAVİ HAŞHAŞ İŞLEM MİKTARI

■ MTS



# MART AYLARI MAVİ HAŞHAŞ FİYAT TRENDİ (TL)

◆ MTS  
■ TTS



# KÜTLÜ PAMUK

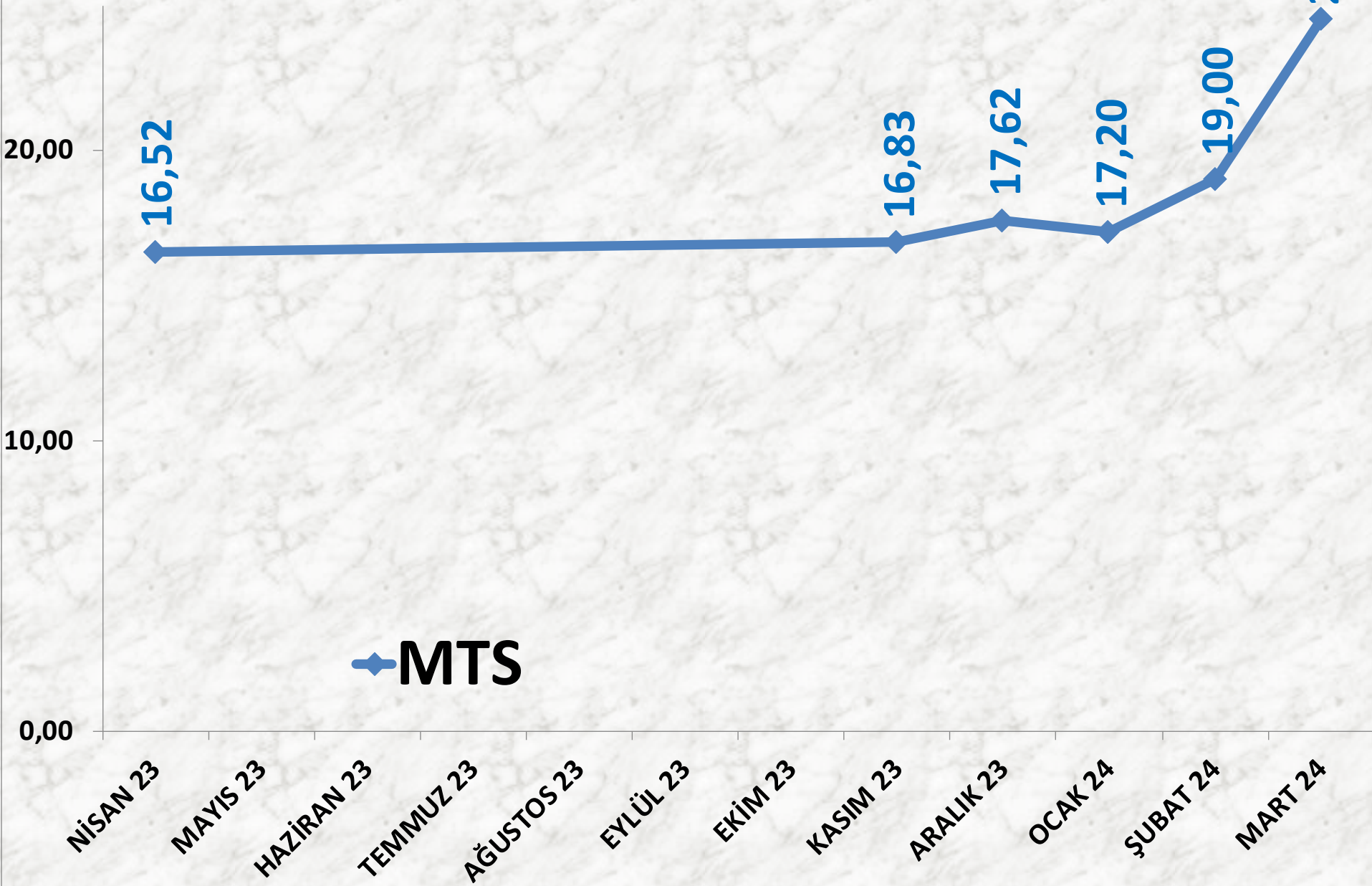
<b>İŞLEM MİKTARI TON</b>	<b>2022 MART</b>	<b>2023 MART</b>		<b>2024 MART</b>	
MTS	2.047 TON	0%	2.037 TON	-37%	1.287 TON

<b>EN AZ FİYAT</b>	<b>2022 MART</b>	<b>2023 MART</b>		<b>2024 MART</b>	
MTS	15,36 TL	-9%	14,00 TL	7%	15,00 TL

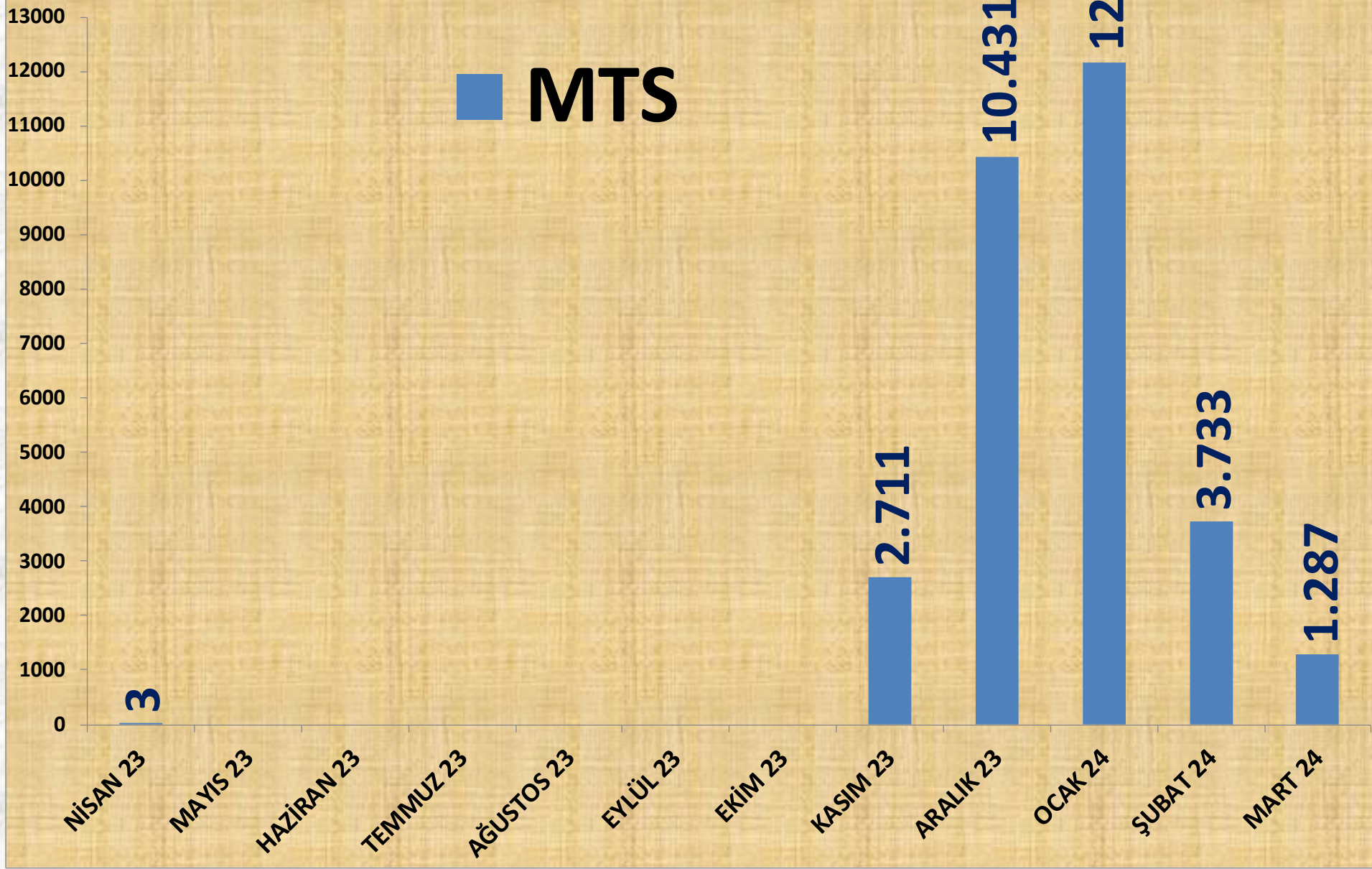
<b>EN ÇOK FİYAT</b>	<b>2022 MART</b>	<b>2023 MART</b>		<b>2024 MART</b>	
MTS	19,85 TL	-11%	17,70 TL	98%	35,09 TL

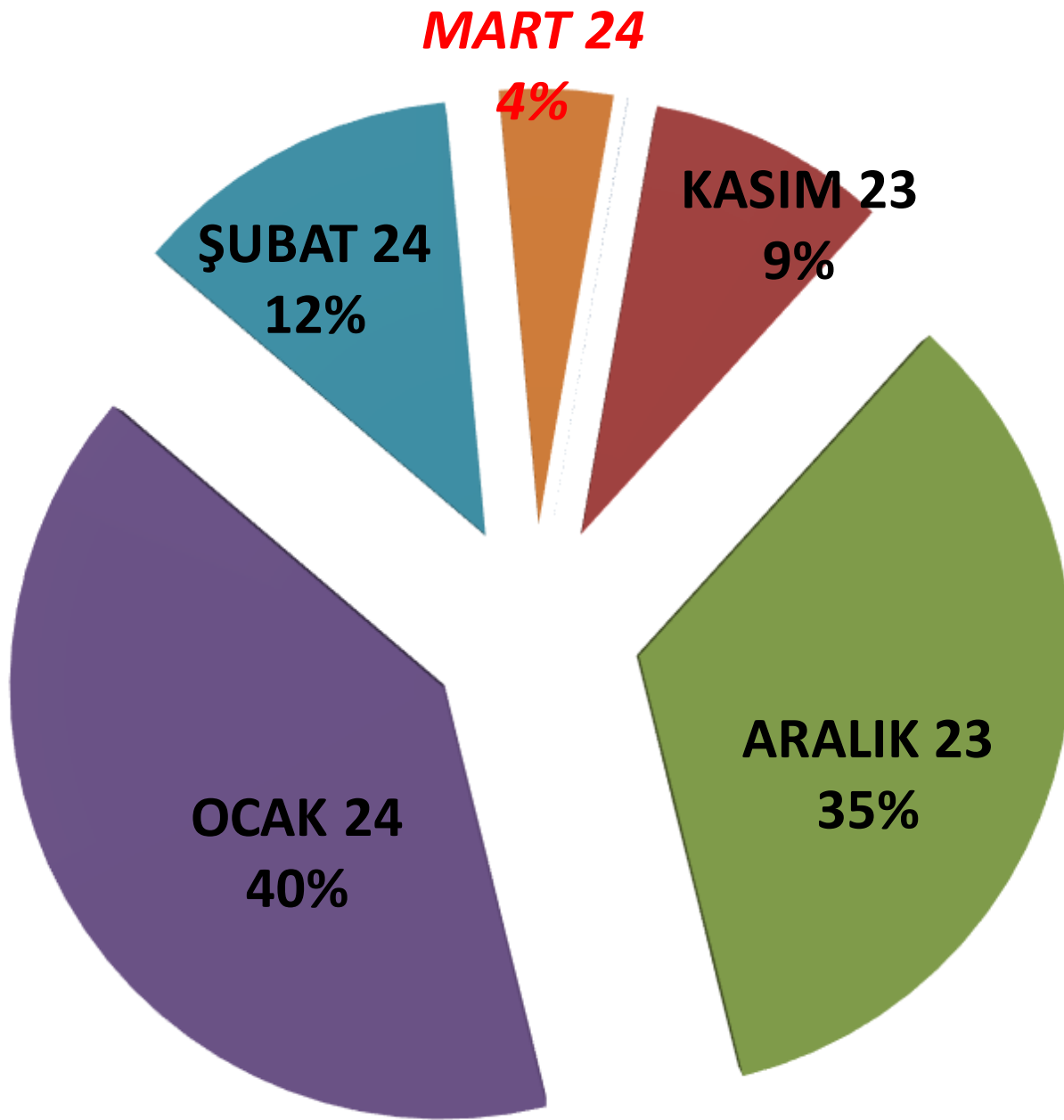
<b>ORTALAMA FİYAT</b>	<b>2022 MART</b>	<b>2023 MART</b>		<b>2024 MART</b>	
MTS	16,75 TL	-8%	15,47 TL	59%	24,53 TL

# AYLIK KÜTLÜ PAMUK FİYAT TRENDİ (TL)



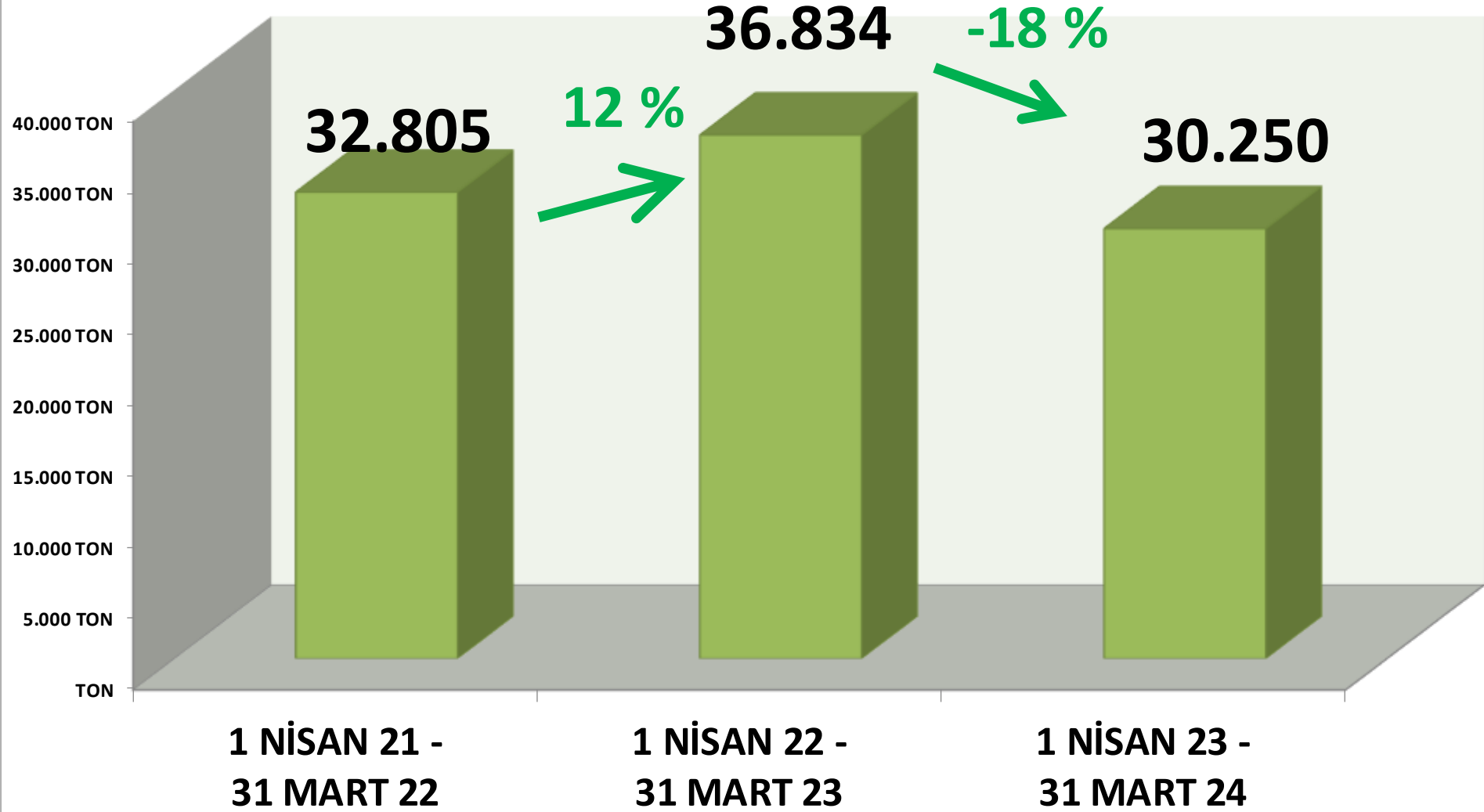
# AYLIK KÜTLÜ PAMUK İŞLEM MİKTARI (TON)



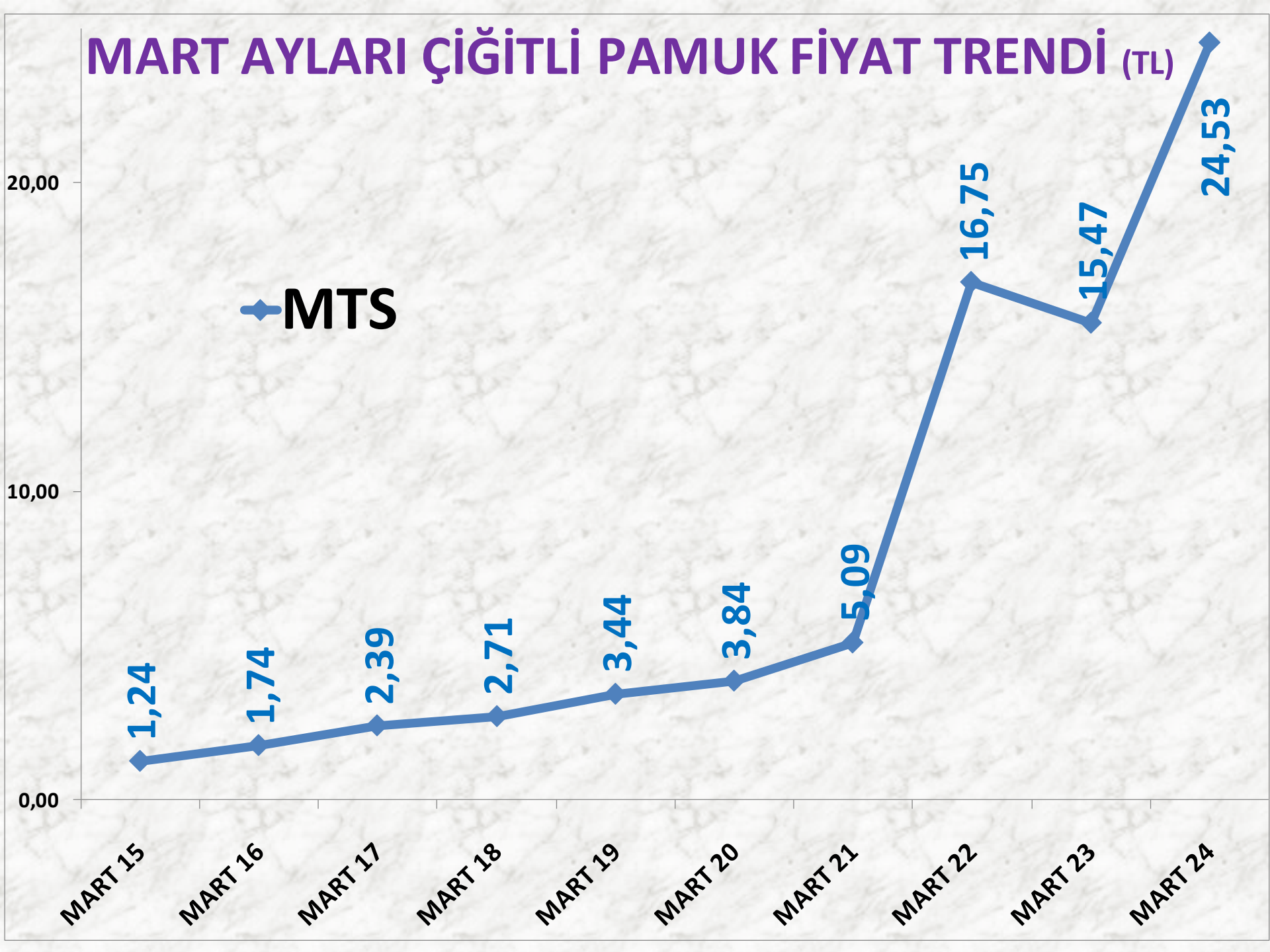


**AYLIK KÜTLÜ PAMUK MTS İŞLEM MİKTARI ORANLARI**

# YILLIK KÜTLÜ PAMUK İŞLEM MİKTARI



# MART AYLARI ÇİĞİTLİ PAMUK FİYAT TRENDİ (TL)



# MAHLIÇ PAMUK

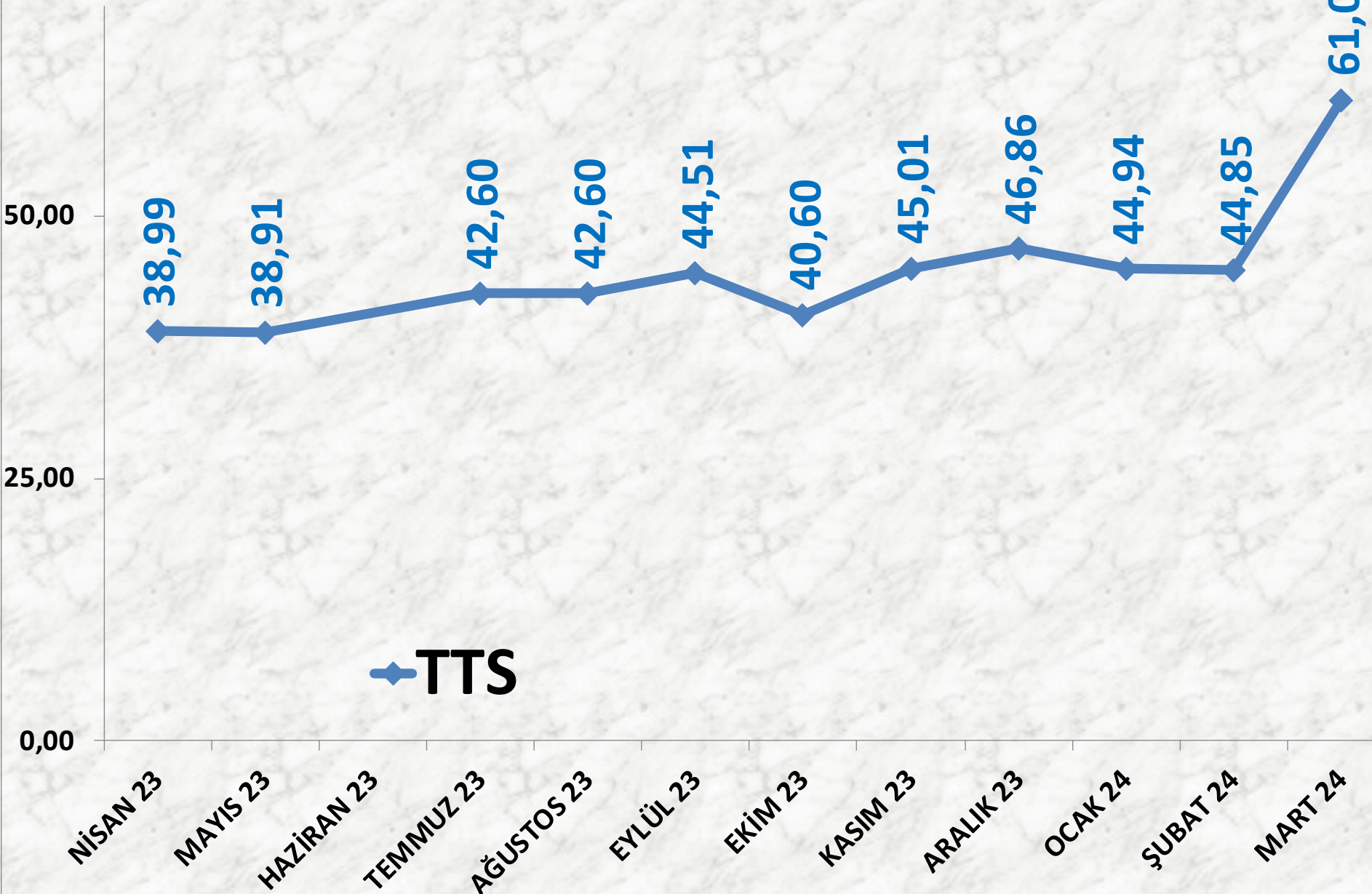
İŞLEM MİKTARI TON	2022 MART		2023 MART		2024 MART	
	MTS	215 TON	135%	505 TON	-37%	320 TON

EN AZ FİYAT	2022 MART		2023 MART		2024 MART	
	MTS	40,00 TL	-5%	38,00 TL	47%	56,00 TL

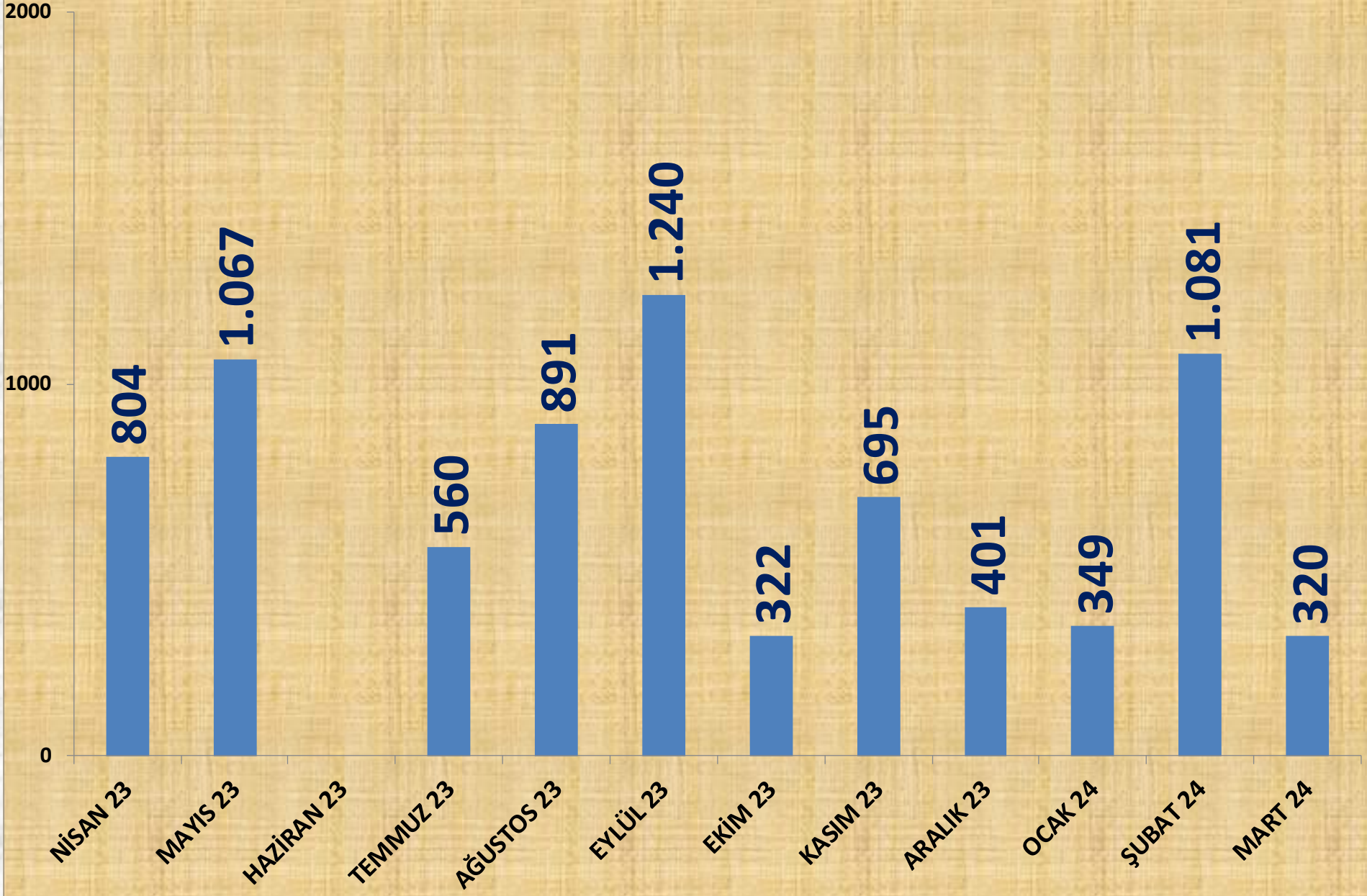
EN ÇOK FİYAT	2022 MART		2023 MART		2024 MART	
	MTS	41,00 TL	1%	41,50 TL	54%	64,00 TL

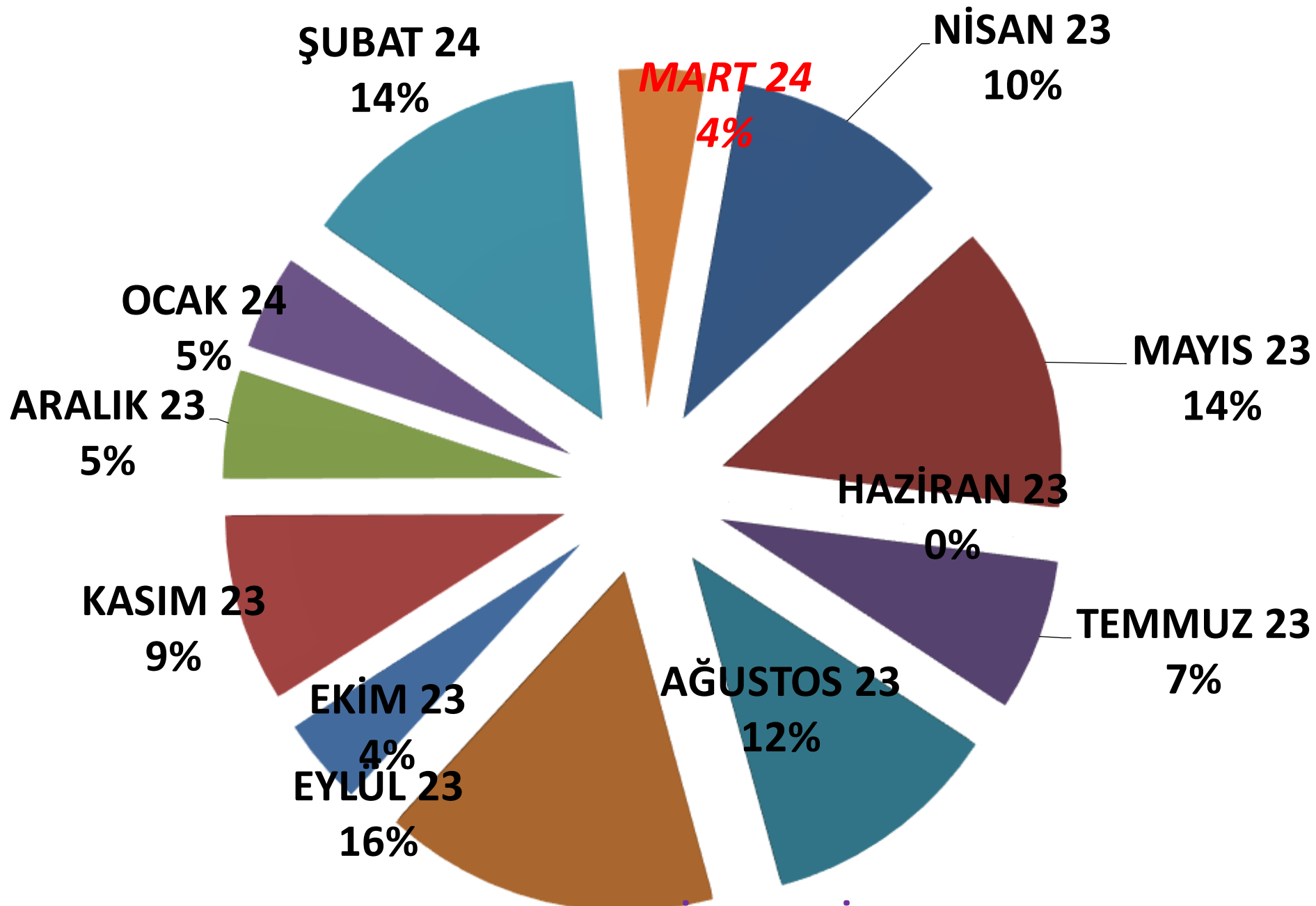
ORTALAMA FİYAT	2022 MART		2023 MART		2024 MART	
	MTS	40,50 TL	-3%	39,41 TL	55%	61,00 TL

# AYLIK MAHLIÇ PAMUK FİYAT TRENDİ (TL)



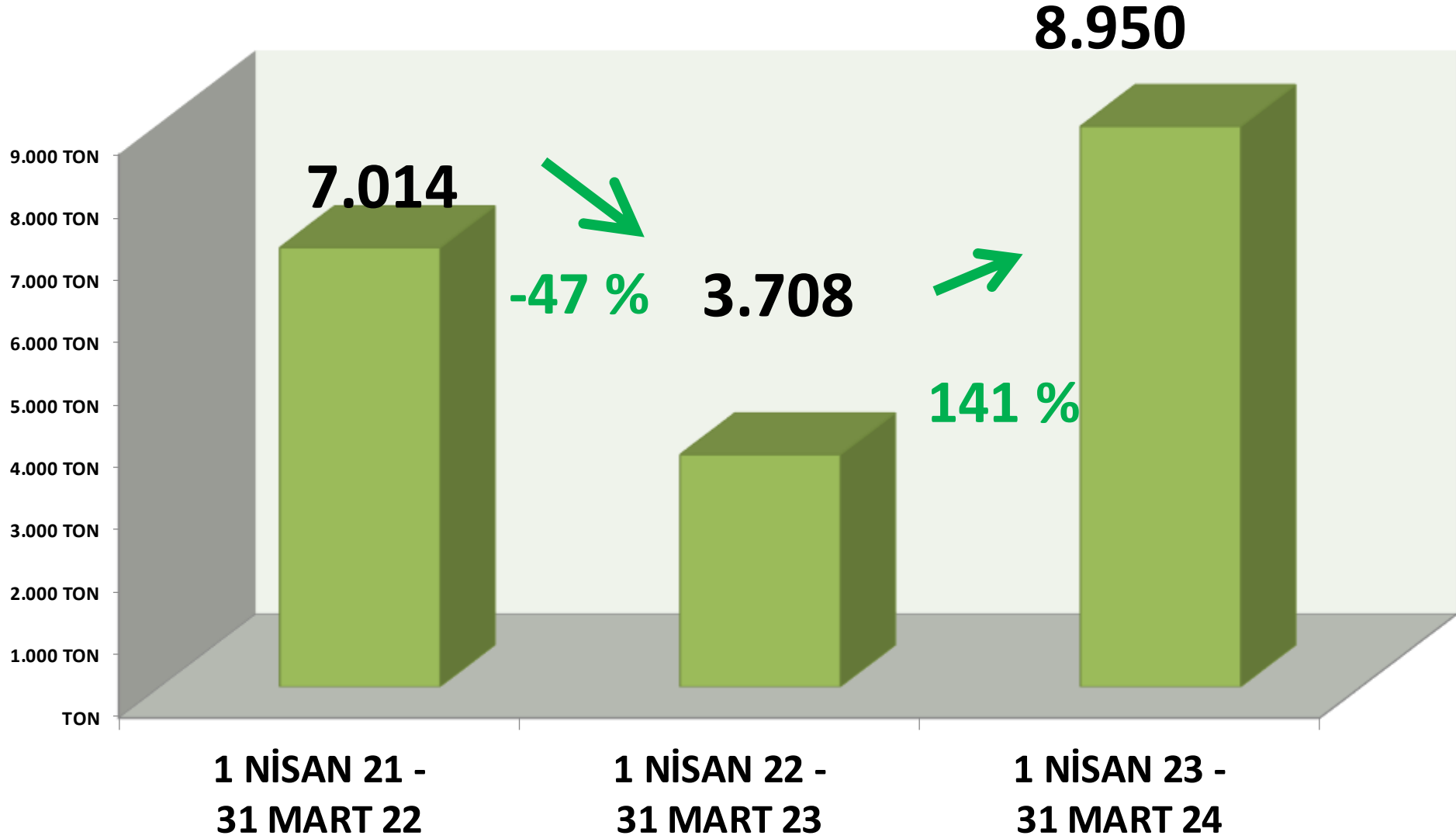
# AYLIK MAHLIÇ PAMUK İŞLEM MİKTARI (TON)



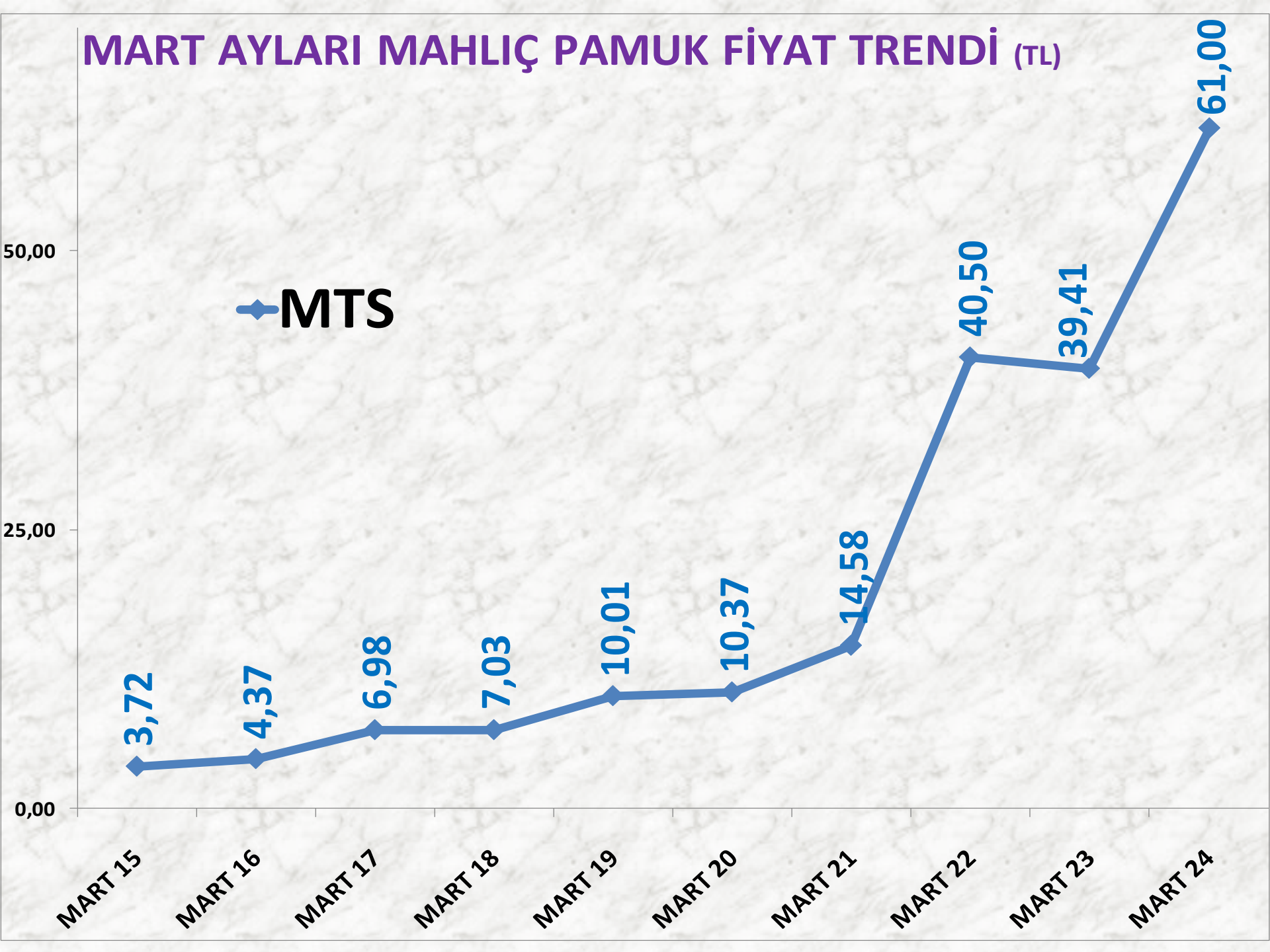


**AYLIK MAHLİÇ PAMUK MTS İŞLEM MİKTARI ORANLARI**

# YILLIK MAHLIÇ PAMUK İŞLEM MİKTARI



# MART AYLARI MAHLIÇ PAMUK FİYAT TRENDİ (TL)



# KEKİK

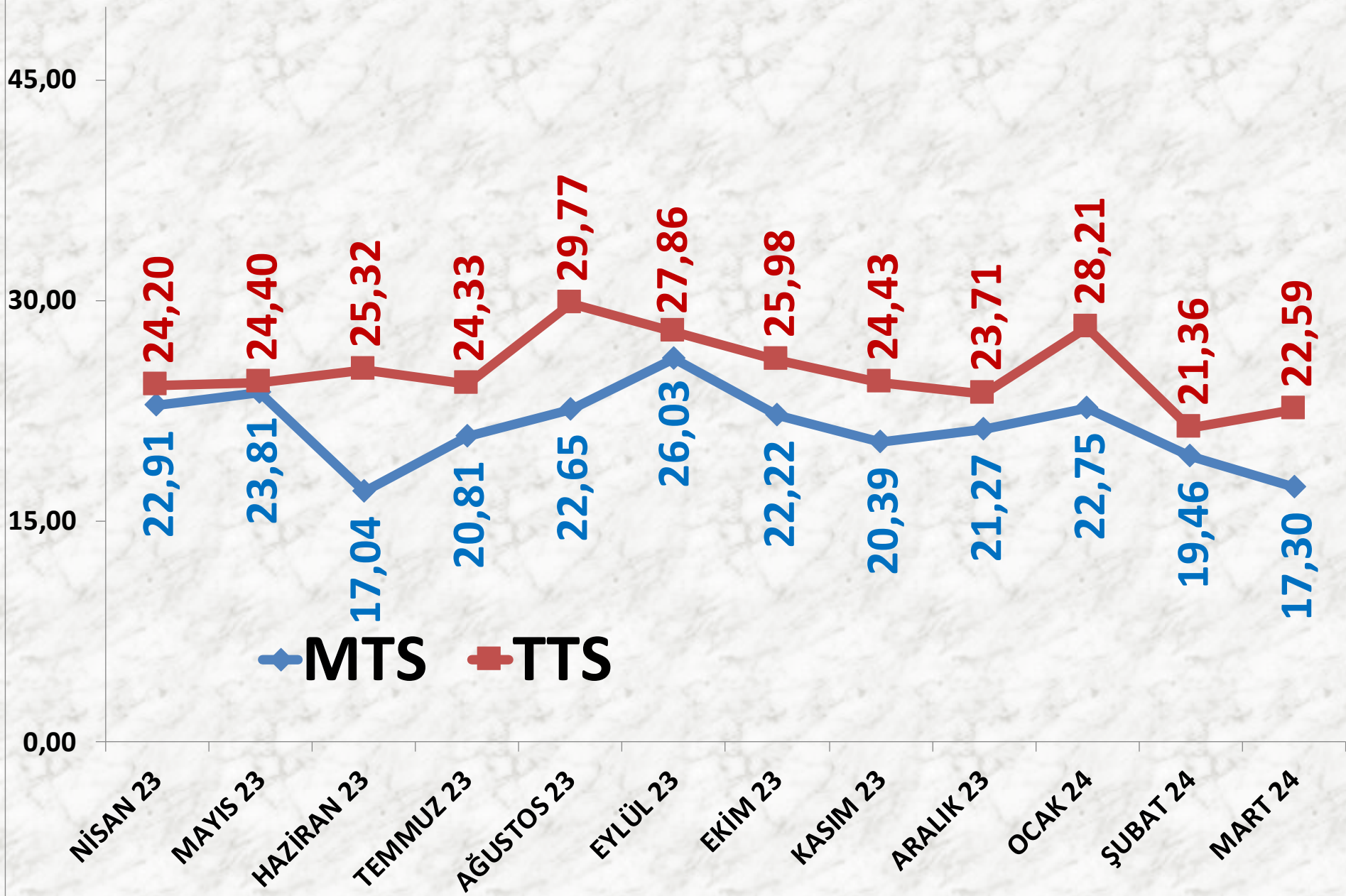
<b>İŞLEM MİKTARI TON</b>	<b>2022 MART</b>	<b>2023 MART</b>		<b>2024 MART</b>	
MTS	312 TON	153%	788 TON	8%	850 TON
TTS	286 TON	138%	681 TON	4%	706 TON

<b>EN AZ FİYAT</b>	<b>2022 MART</b>	<b>2023 MART</b>		<b>2024 MART</b>	
MTS	22,00 TL	-28%	15,80 TL	-25%	11,88 TL
TTS	22,09 TL	217%	70,00 TL	-86%	9,50 TL

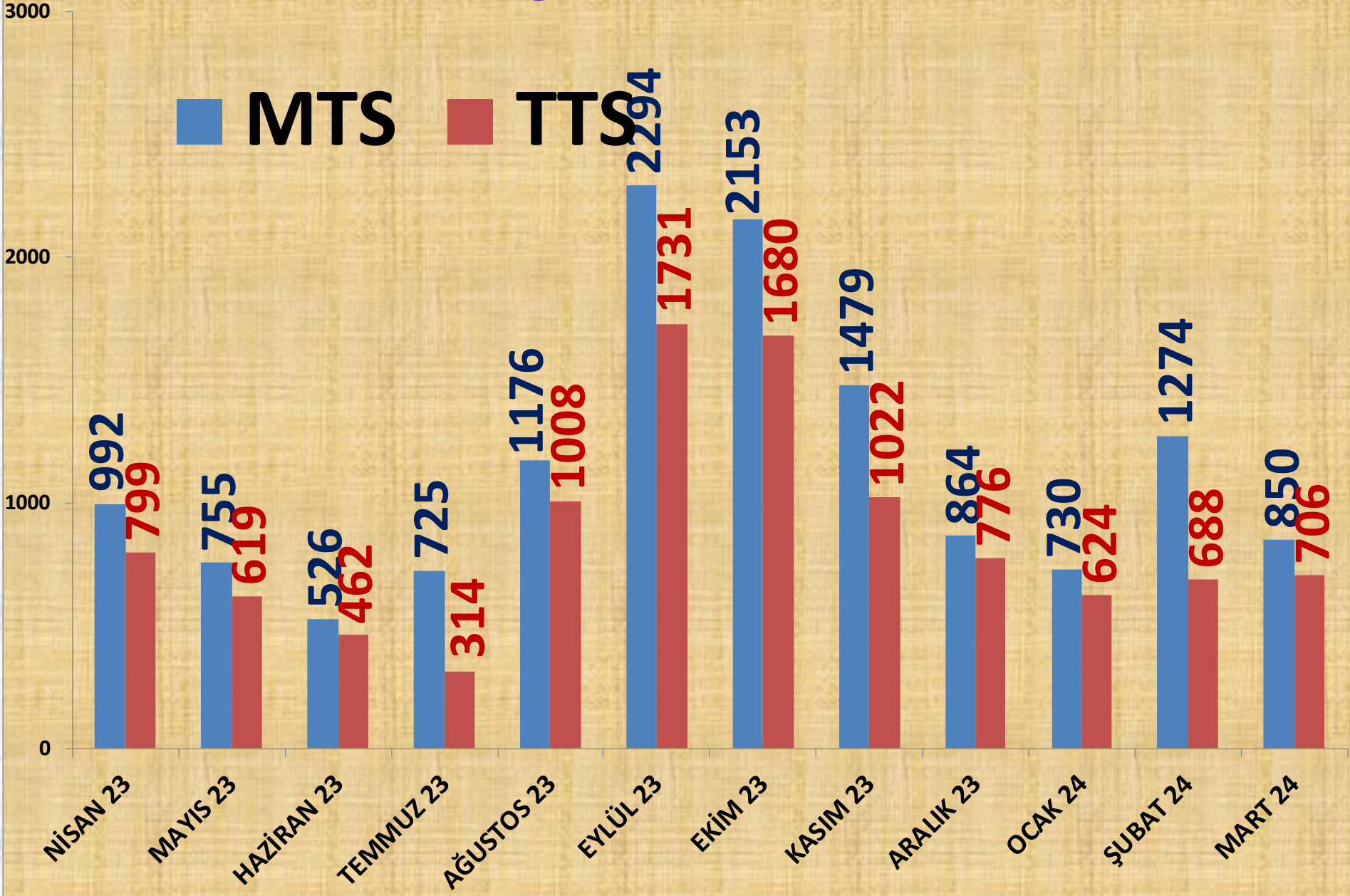
<b>EN ÇOK FİYAT</b>	<b>2022 MART</b>	<b>2023 MART</b>		<b>2024 MART</b>	
MTS	28,58 TL	9%	31,06 TL	-10%	28,00 TL
TTS	60,00 TL	24%	74,55 TL	-39%	45,75 TL

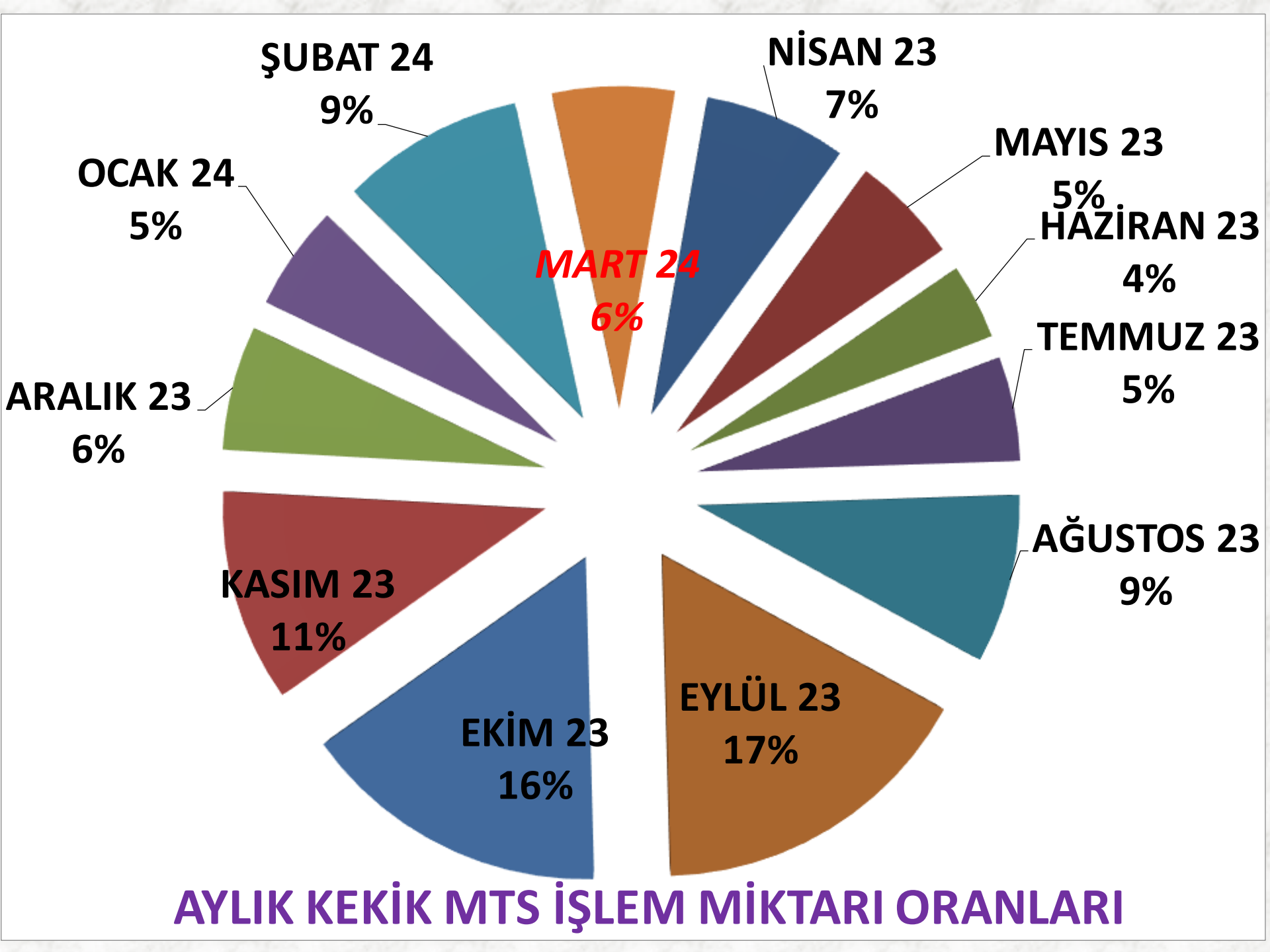
<b>ORTALAMA FİYAT</b>	<b>2022 MART</b>	<b>2023 MART</b>		<b>2024 MART</b>	
MTS	25,93 TL	-21%	20,51 TL	-16%	17,30 TL
TTS	29,37 TL	-14%	25,29 TL	-11%	22,59 TL

# AYLIK KEKİK FİYAT TRENDİ<sub>(TL)</sub>



# AYLIK KEKİK İŞLEM MİKTARI (TON)



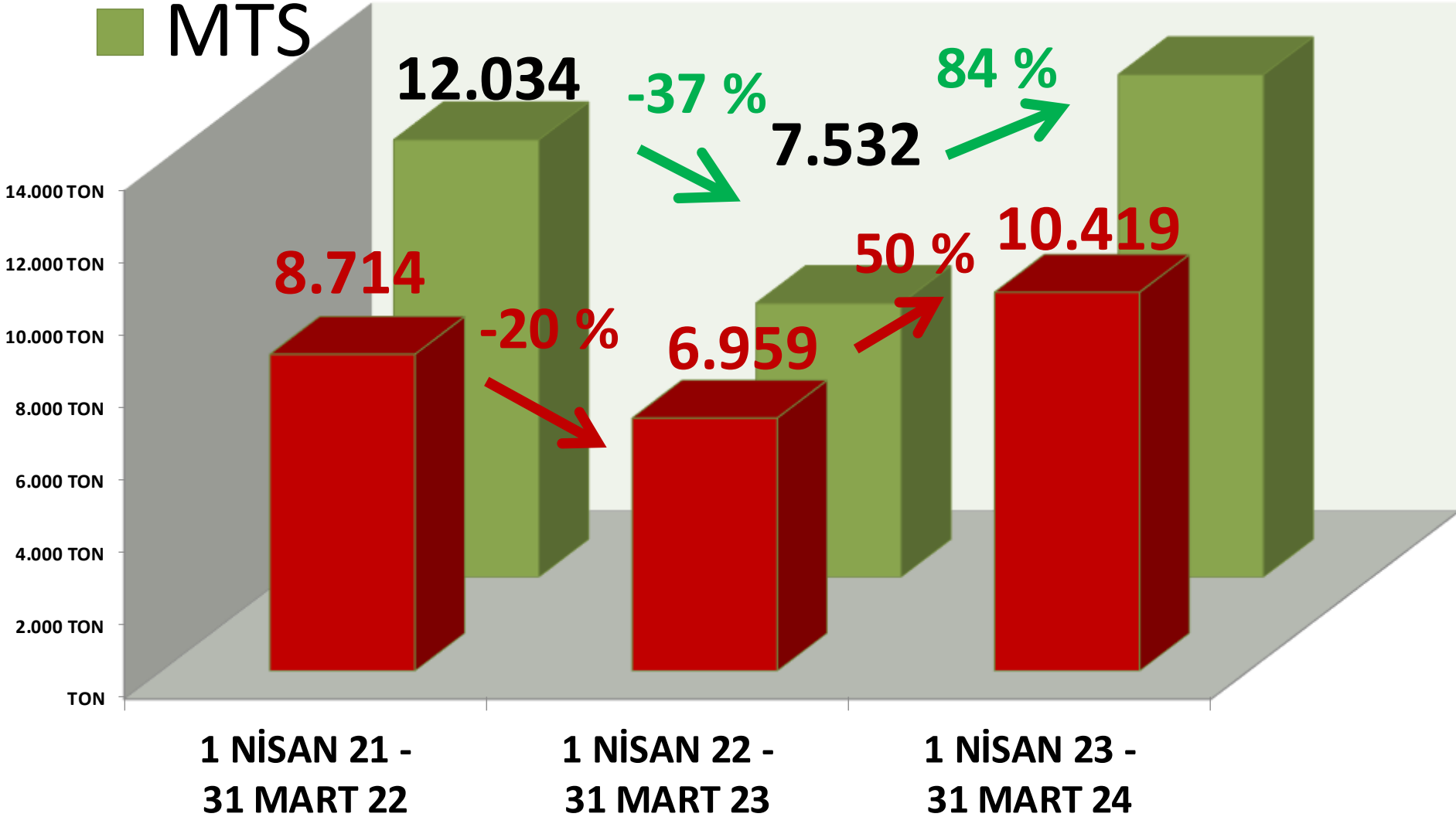


■ TTS

# YILLIK KEKİK İŞLEM MİKTARI (TON)

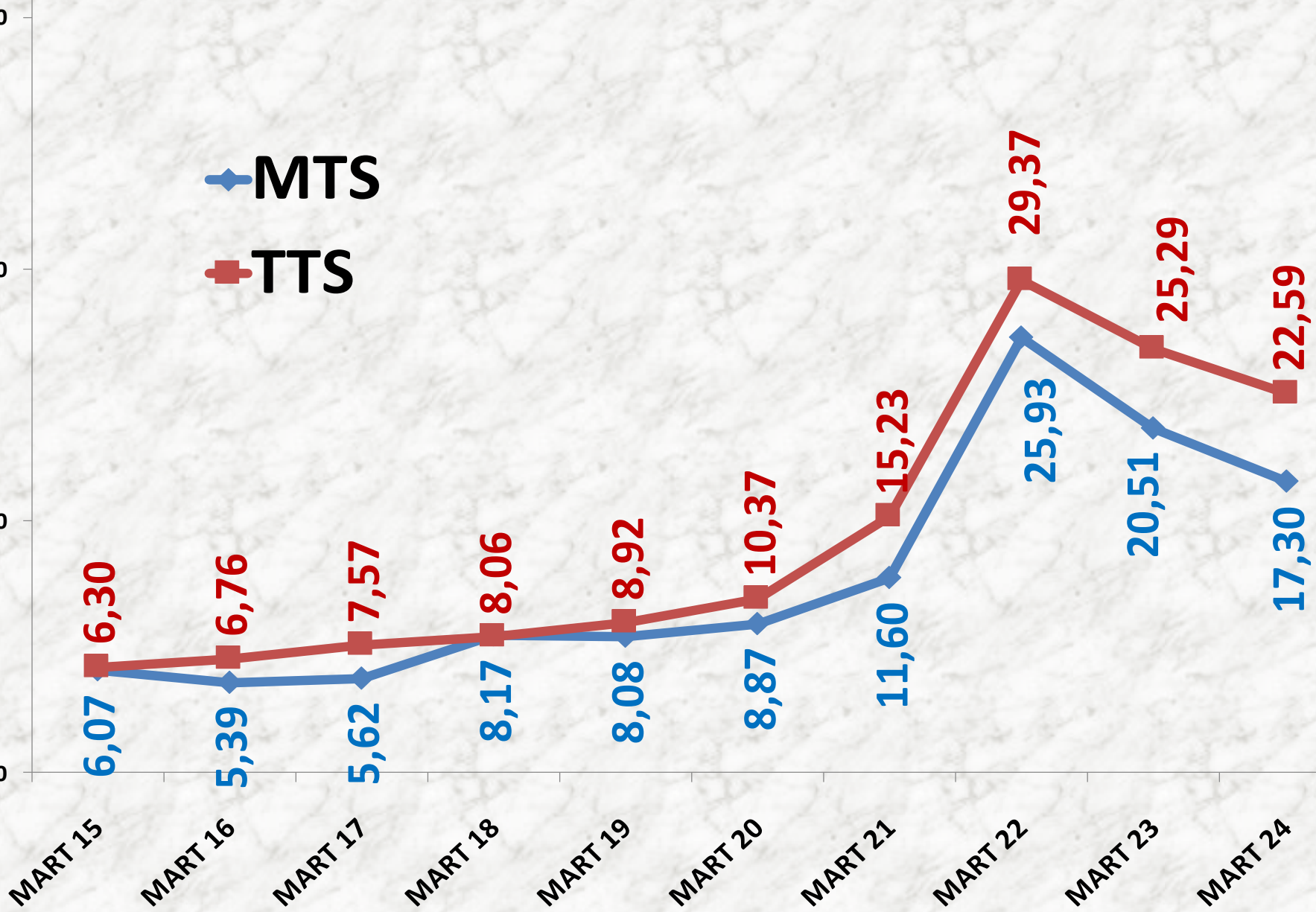
**13.829**

■ MTS



# MART AYLARI KEKİK FİYAT TRENDİ (TL)

◆ MTS  
■ TTS



# ANASON

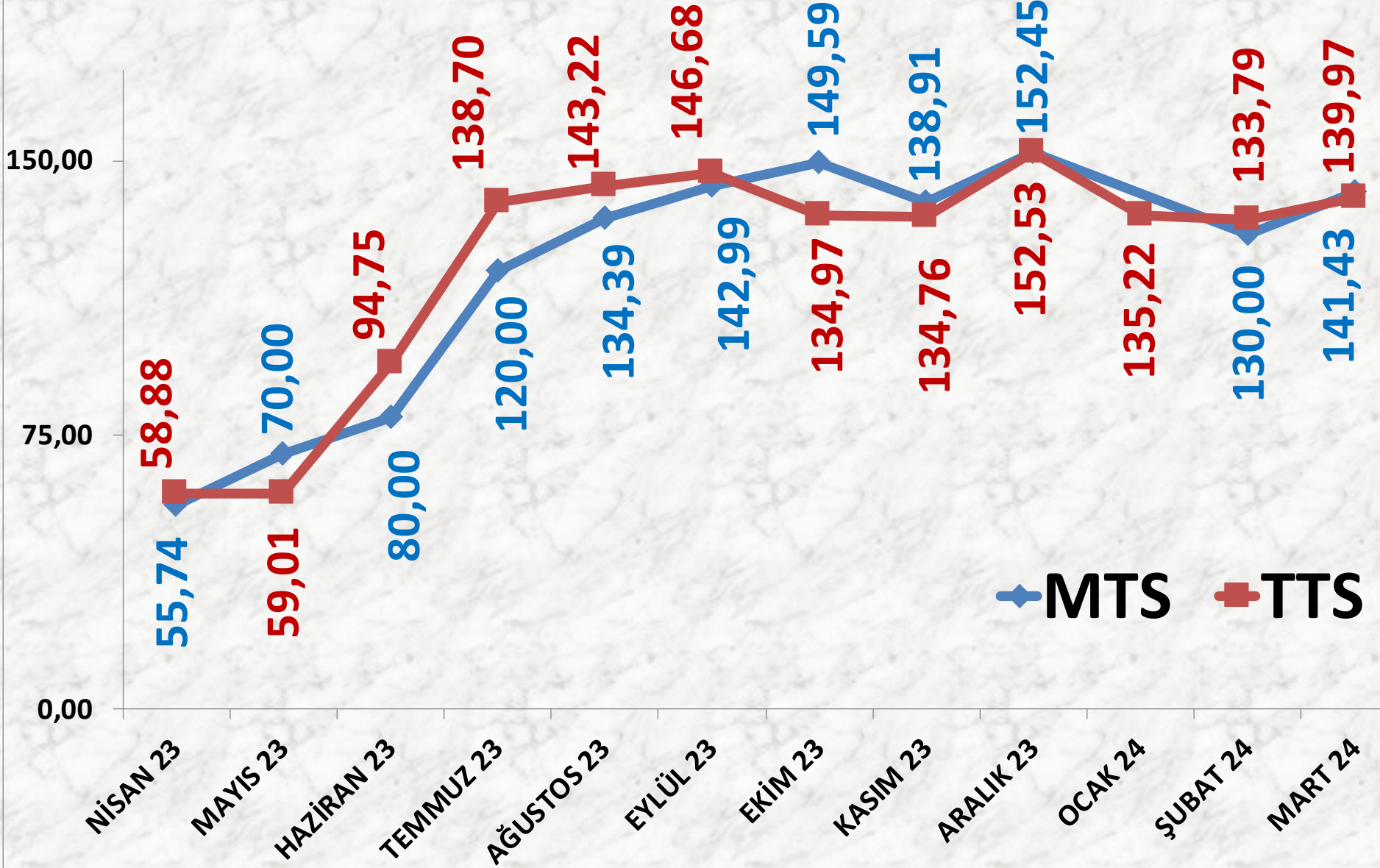
<b>İŞLEM MİKTARI TON</b>	<b>2022 MART</b>	<b>2023 MART</b>		<b>2024 MART</b>	
MTS	9 TON	-	TON	-	20 TON
TTS	6 TON	10%	7 TON	-66%	2 TON

<b>EN AZ FİYAT</b>	<b>2022 MART</b>	<b>2023 MART</b>		<b>2024 MART</b>	
MTS	35,71 TL	-	-	-	141,43 TL
TTS	33,89 TL	108%	70,33 TL	99%	139,97 TL

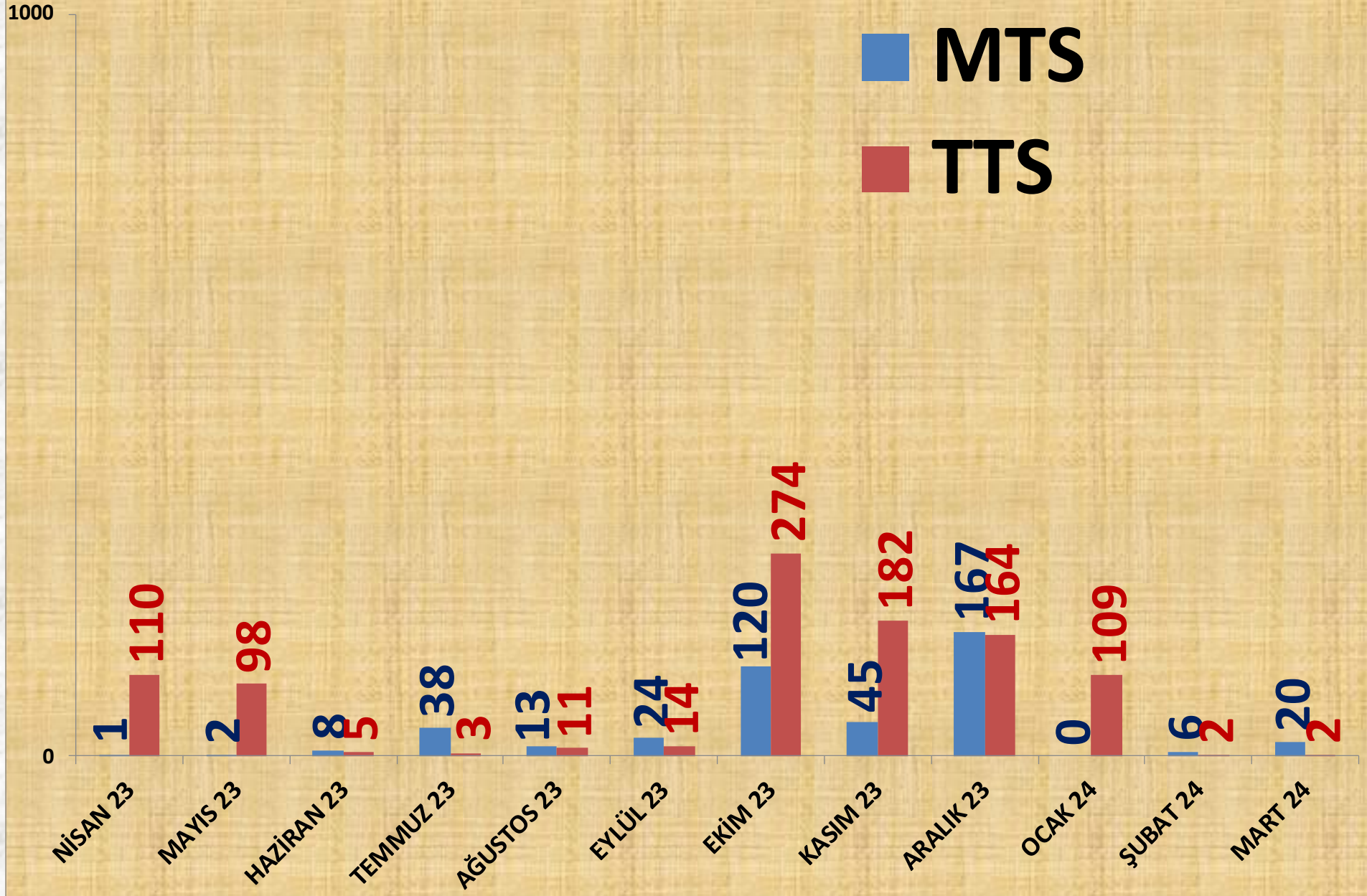
<b>EN ÇOK FİYAT</b>	<b>2022 MART</b>	<b>2023 MART</b>		<b>2024 MART</b>	
MTS	35,71 TL	-	-	-	141,43 TL
TTS	33,89 TL	126%	76,59 TL	83%	139,97 TL

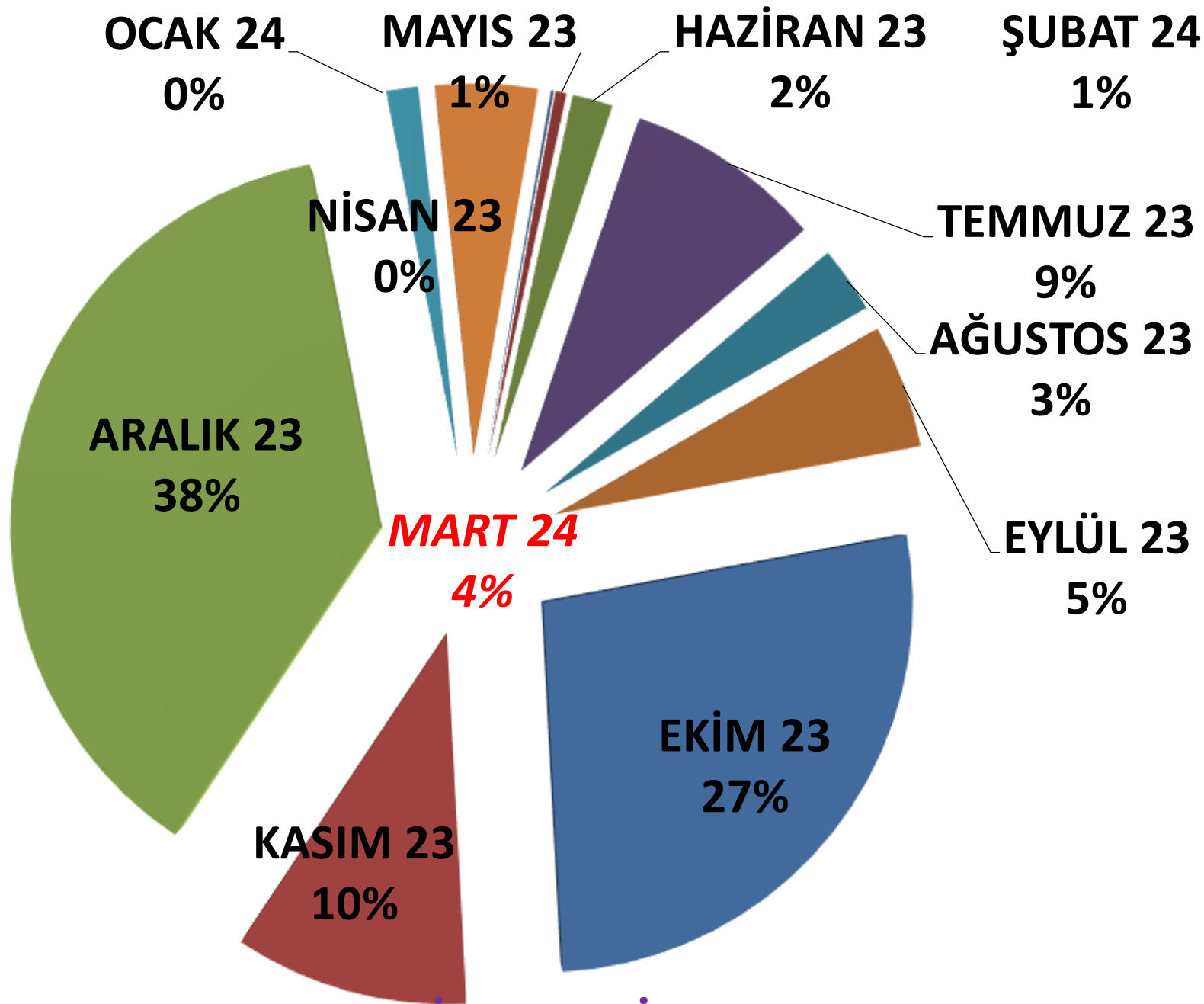
<b>ORTALAMA FİYAT</b>	<b>2022 MART</b>	<b>2023 MART</b>		<b>2024 MART</b>	
MTS	35,71 TL	-	-	-	141,43 TL
TTS	33,89 TL	120%	74,62 TL	88%	139,97 TL

# AYLIK ANASON FİYAT TRENDİ (TL)



# AYLIK ANASON İŞLEM MİKTARI (TON)



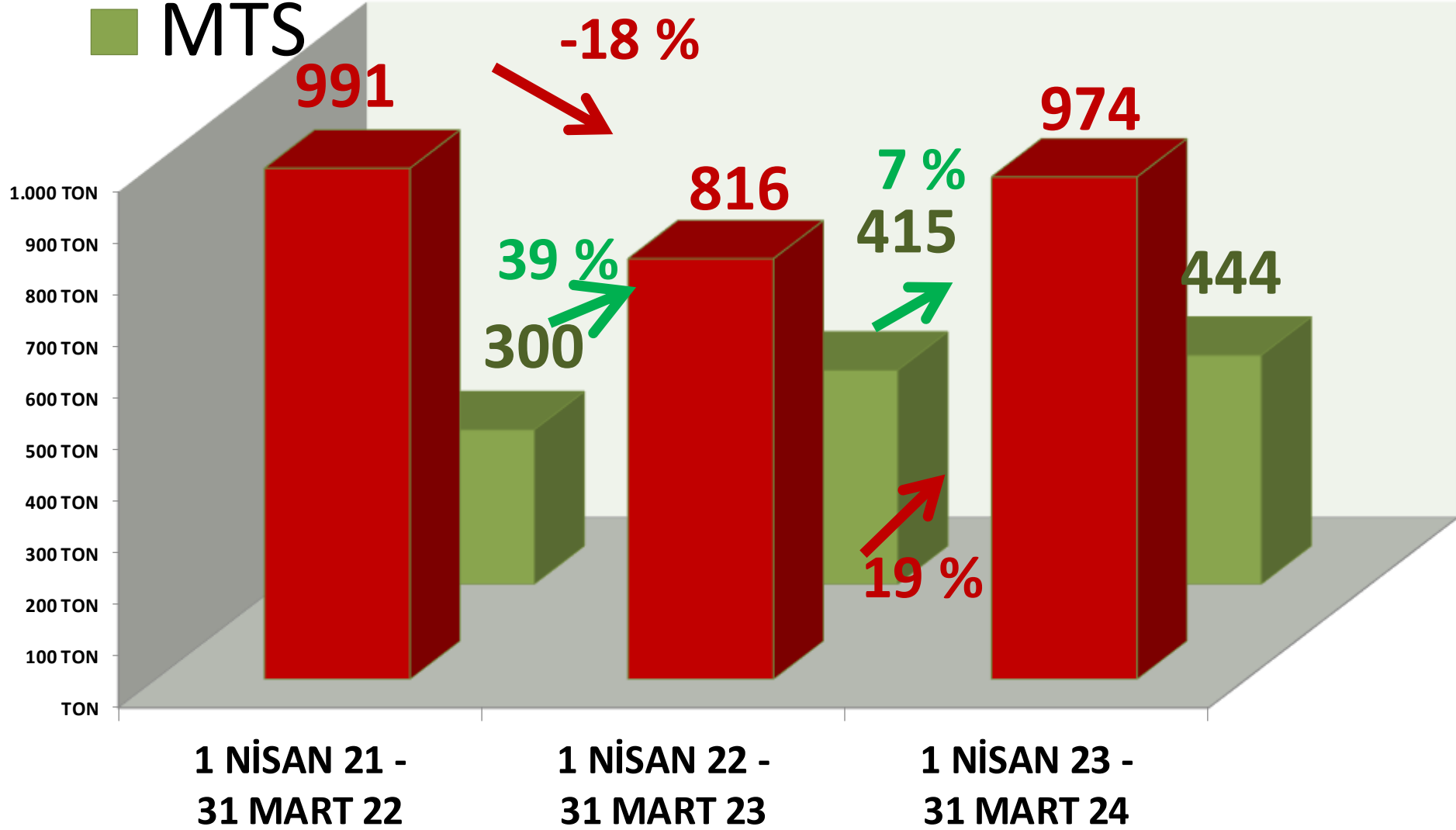


**AYLIK ANASON MTS İŞLEM MİKTARI ORANLARI**

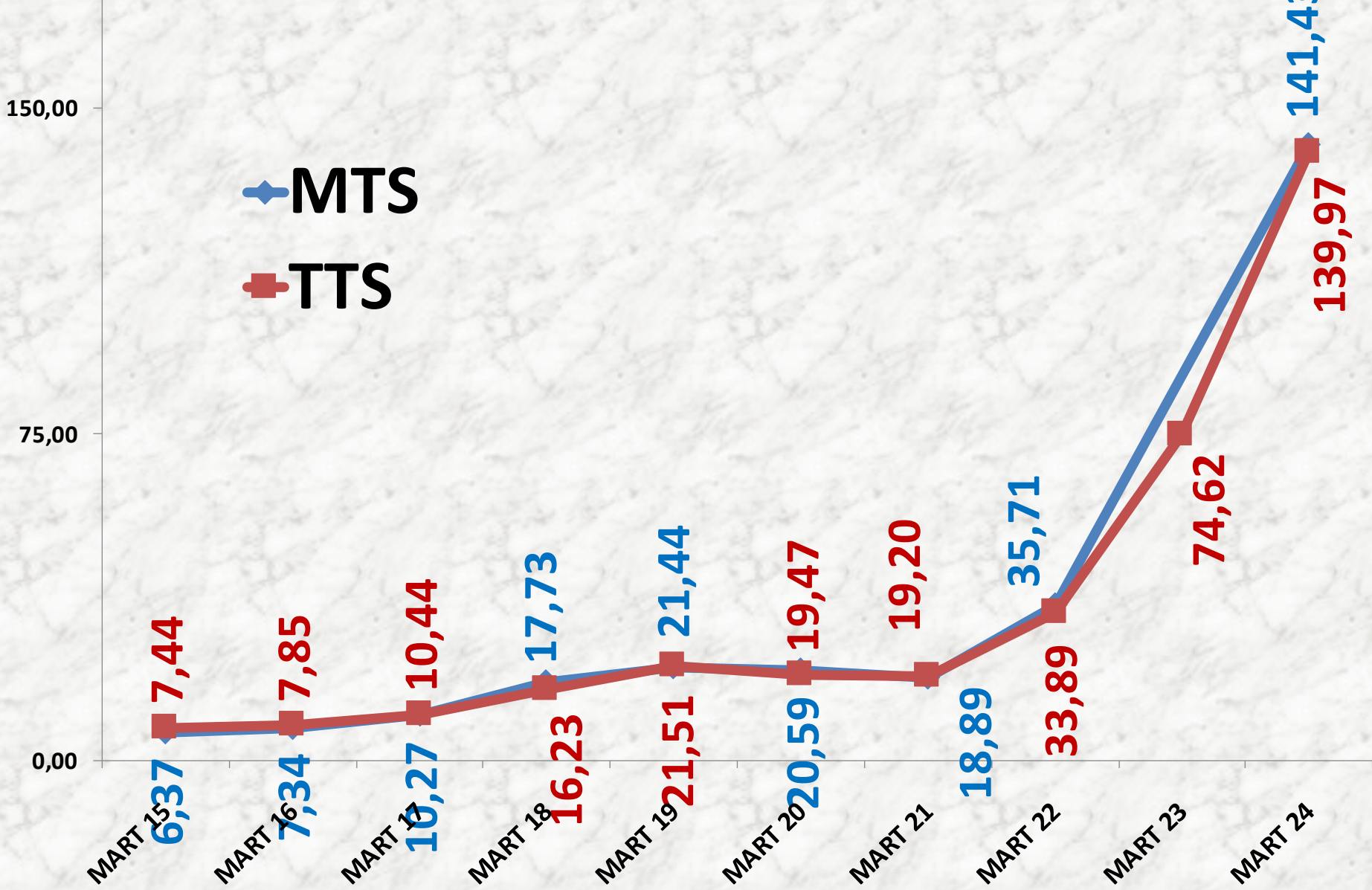
■ TTS

# YILLIK ANASON İŞLEM MİKTARI (TON)

■ MTS



# MART AYLARI ANASON FİYAT TRENDİ (TL)



# KASAPLIK CANLI HAYVAN

## BÜYÜKBAŞ İŞLEM MİKTARI

İŞLEM MİKTARI ADET	2022 MART	2023 MART		2024 MART	
MTS	1.799 ADET	-44%	1.007 ADET	44%	1.448 ADET
TTS	346 ADET	-8%	318 ADET	143%	774 ADET

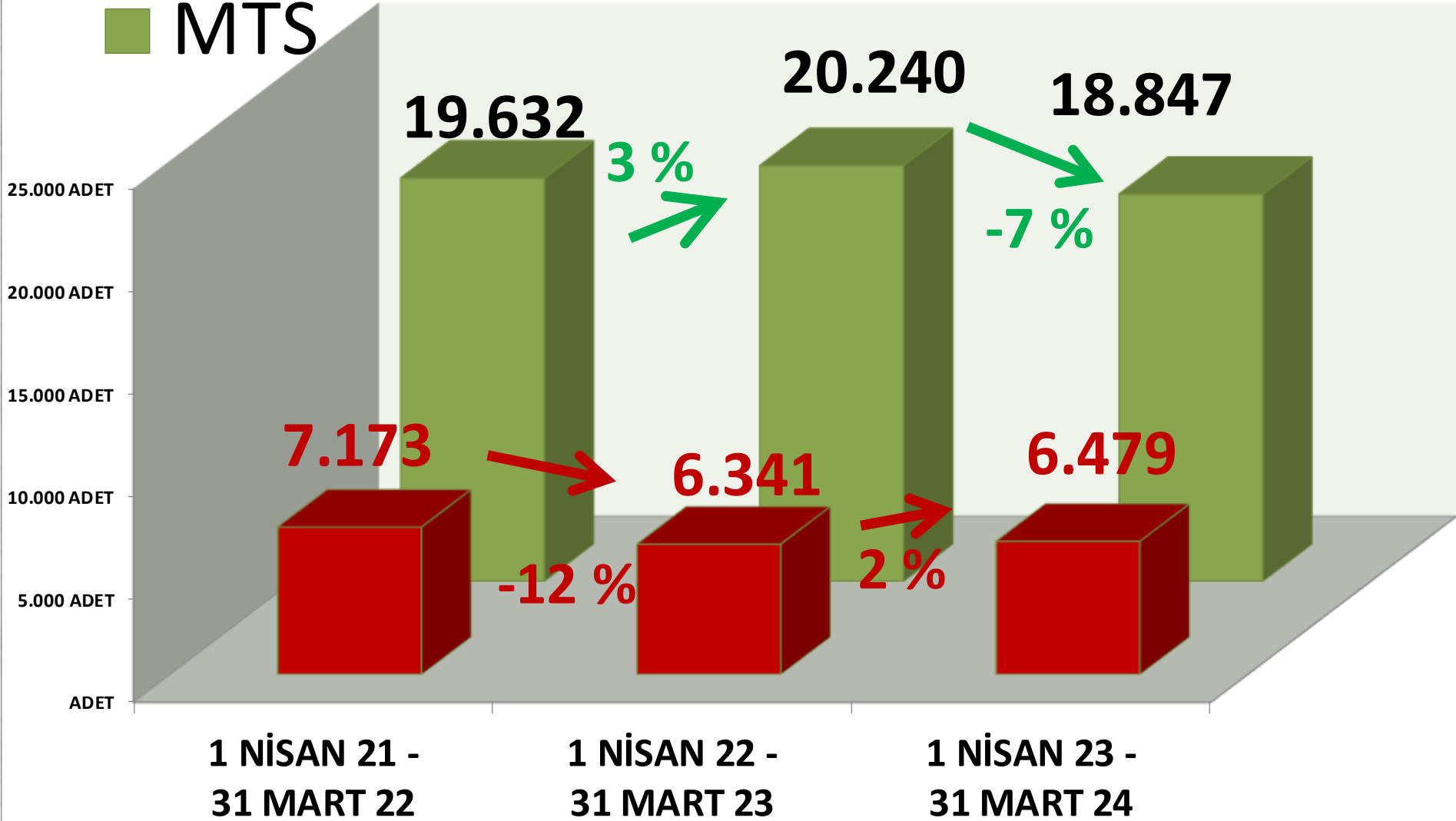
## KÜÇÜKBAŞ İŞLEM MİKTARI

İŞLEM MİKTARI ADET	2022 MART	2023 MART		2024 MART	
MTS	3.715 ADET	0%	3.707 ADET	77%	6.552 ADET
TTS	456 ADET	-100%	0	-	108 ADET

■ TTS

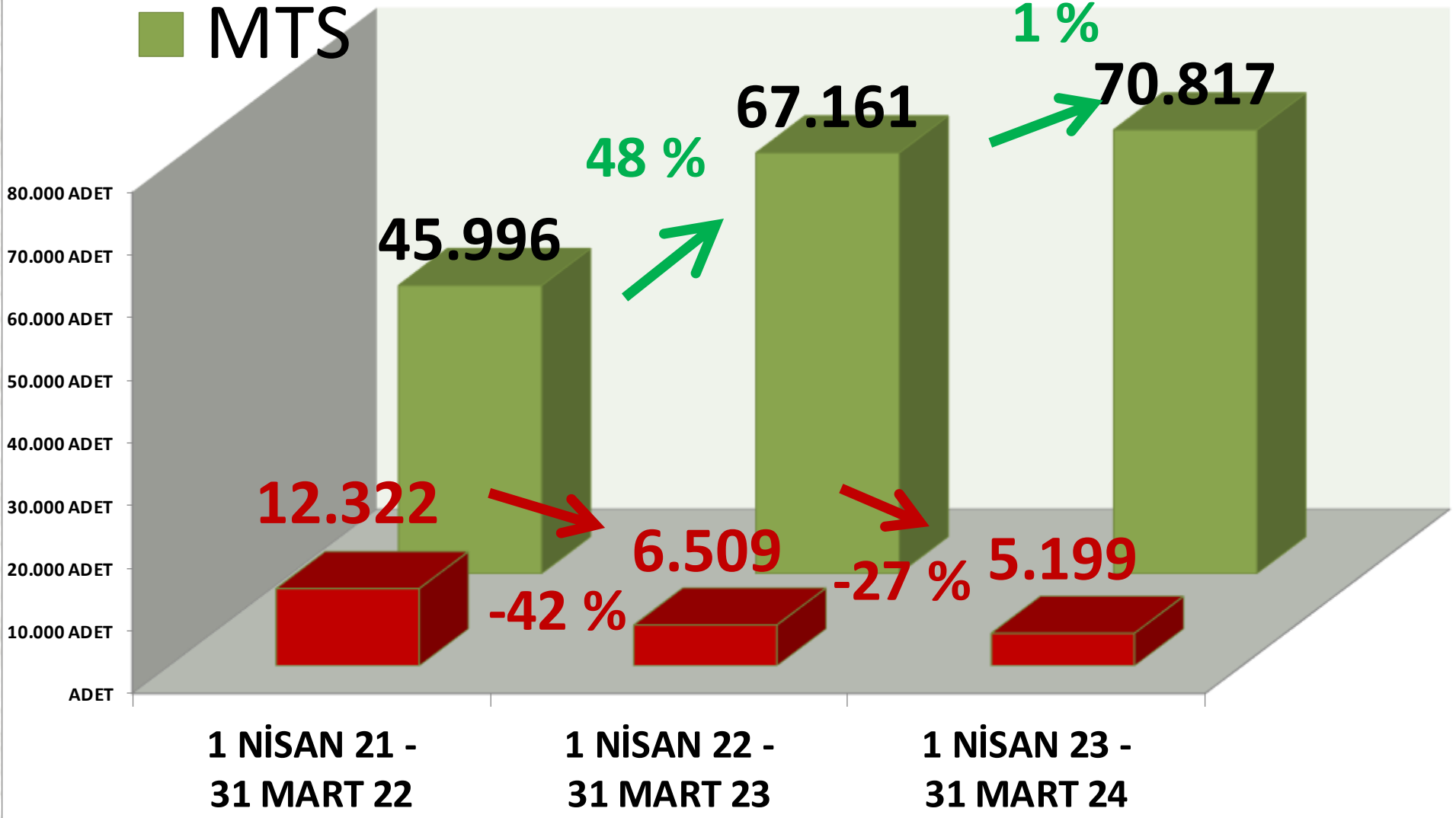
# YILLIK BÜYÜKBAŞ İŞLEM MİKTARI (TON)

■ MTS



# TTS YILLIK KÜÇÜKBAŞ İŞLEM MİKTARI (TON)

■ TTS  
■ MTS





DINLEDİĞİNİZ İÇİN  
TEŞEKKÜR EDERİM

RECEP MENGİ

