

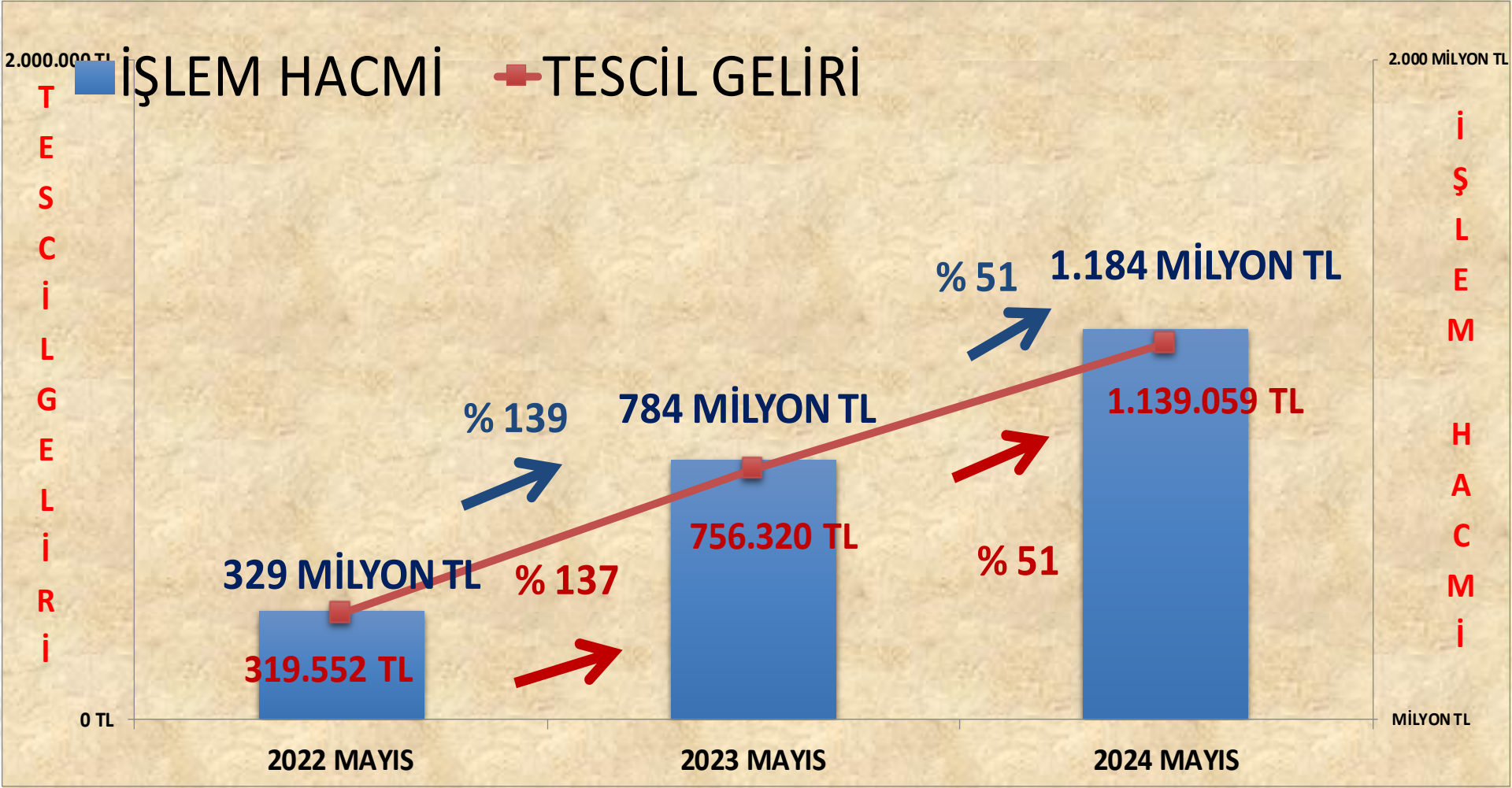


MAYIS 2024 TESCİL SUNUMU



İŞLEM HACMİ VE TESCİL GELİRİ VERİLERİ

	2022 MAYIS		2023 MAYIS		2024 MAYIS
İŞLEM HACMİ	329 MİLYON TL	139%	784 MİLYON TL	51%	1.184 MİLYON TL
TESCİL GELİRİ	319.552 TL	137%	756.320 TL	51%	1.139.059 TL



2023 MAYIS

ÜRÜN GRUBU	Miktar(kg./lt/adet)	Tutar(TL)
BAKLIYAT VE MAMÜLLERİ	304.399	10.289.095
BİTKİSEL YAĞLAR	128.697	12.027.550
KOTASYON DIŐI ÜRÜNLER	33.498.628	413.147.504
HAM DERİLER VE BAĞIRSAKLAR	40.534	609.378
HAYVANSAL YAĞLAR	34	5.700
HUBUBAT .	12.556.775	75.104.639
HUBUBAT MAMÜLLERİ	173.520	1.287.180
KASAPLIK CANLI HAYVANLAR	6.807	104.513.032
KURU MEYVELER	982.621	44.449.000
ORMAN MAHSÜLLERİ	58.247	508.250
TEKSTİL HAMMADDELERİ	1.067.084	41.546.699
YAĞLI TOHUMLAR	2.242.025	80.547.984
<u>TOPLAM</u>	51.059.371	784.036.010

2024 MAYIS

ÜRÜN GRUBU	Miktar(kg./lt/adet)	Tutar(TL)
BAKLİYAT VE MAMÜLLERİ	305.580	15.340.989
BİTKİSEL YAĞLAR	34.360	9.004.000
KOTASYON DIŞI ÜRÜNLER	38.603.351	655.635.152
HAM DERİLER VE BAĞIRSAKLAR	5.117	96.402
HAYVANSAL YAĞLAR	133	39.820
HUBUBAT .	7.646.006	73.880.368
HUBUBAT MAMÜLLERİ	82.955	1.094.075
KASAPLIK CANLI HAYVANLAR	8.142	185.404.357
KURU MEYVELER	1.113.510	91.377.527
ORMAN MAHSÜLLERİ	96.618	5.185.349
TEKSTİL HAMMADDELERİ	644.095	35.752.003
YAĞLI TOHUMLAR	2.372.702	111.551.894
<u>TOPLAM</u>	50.912.570	1.184.361.937

2023 MAYIS - 2024 MAYIS DEĞİŞİM

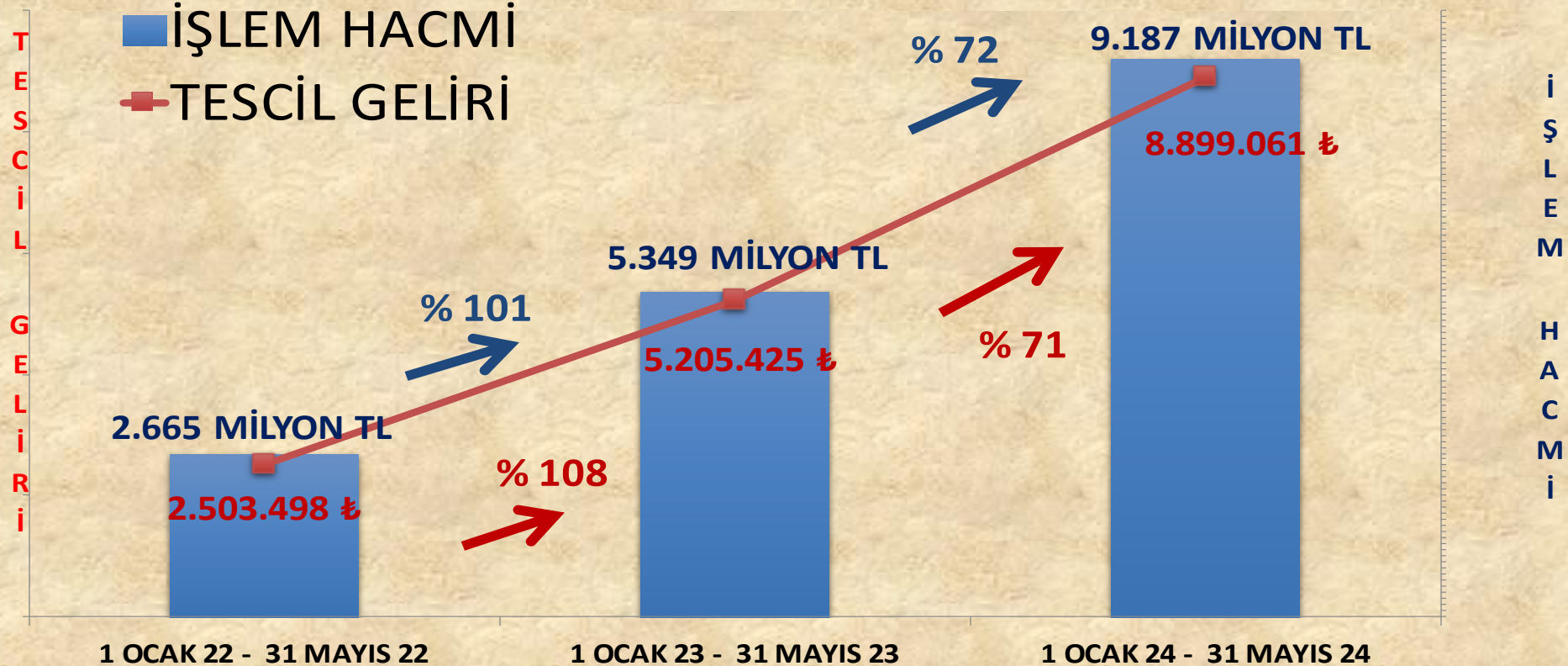
ÜRÜN GRUBU	Miktar(kg./lt/adet)	Tutar(TL)
BAKLİYAT VE MAMÜLLERİ	1.181	5.051.894
BİTKİSEL YAĞLAR	-94.337	-3.023.550
KOTASYON DIŞI ÜRÜNLER	5.104.723	242.487.649
HAM DERİLER VE BAĞIRSAKLAR	-35.417	-512.976
HAYVANSAL YAĞLAR	99	34.120
HUBUBAT .	-4.910.769	-1.224.270
HUBUBAT MAMÜLLERİ	-90.565	-193.105
KASAPLIK CANLI HAYVANLAR	1.335	80.891.324
KURU MEYVELER	130.890	46.928.528
ORMAN MAHSÜLLERİ	38.371	4.677.099
TEKSTİL HAMMADDELERİ	-422.989	-5.794.696
YAĞLI TOHUMLAR	130.677	31.003.910
<u>TOPLAM</u>	-146.801	400.325.927

2023 MAYIS - 2024 MAYIS DEĞİŞİM ORANI

ÜRÜN GRUBU	Miktar(kg./lt/adet)	Tutar(TL)
BAKLİYAT VE MAMÜLLERİ	0%	49%
BİTKİSEL YAĞLAR	-73%	-25%
KOTASYON DIŞI ÜRÜNLER	15%	59%
HAM DERİLER VE BAĞIRSAKLAR	-87%	-84%
HAYVANSAL YAĞLAR	296%	599%
HUBUBAT .	-39%	-2%
HUBUBAT MAMÜLLERİ	-52%	-15%
KASAPLIK CANLI HAYVANLAR	20%	77%
KURU MEYVELER	13%	106%
ORMAN MAHSÜLLERİ	66%	920%
TEKSTİL HAMMADDELERİ	-40%	-14%
YAĞLI TOHUMLAR	6%	38%
<u>TOPLAM</u>	-0,3%	51%

İŞLEM HACMİ VE TESCİL GELİRİ VERİLERİ

	1 OCAK 22 - 31 MAYIS 22	1 OCAK 23 - 31 MAYIS 23	1 OCAK 24 - 31 MAYIS 24
İŞLEM HACMI	2.665 MİLYON TL	5.349 MİLYON TL	9.187 MİLYON TL
TESCİL GELİRİ	2.503.498 TL	5.205.425 TL	8.899.061 TL



1 OCAK - 31 MAYIS 2023

	Miktar(kg./lt/adet)	Tutar(TL)
BAKLİYAT VE MAMÜLLERİ	1.836.552	55.901.745
BİTKİSEL YAĞLAR	163.327	14.788.997
KOTASYON DIŐI ÜRÜNLER	349.204.768	3.291.869.022
HAM DERİLER VE BAĞIRSAKLAR	999.962	1.692.262
HAYVANSAL YAĞLAR	867	99.120
HUBUBAT .	133.745.359	646.147.449
HUBUBAT MAMÜLLERİ	1.090.370	7.586.315
KASAPLIK CANLI HAYVANLAR	34.509	409.904.208
KURU MEYVELER	3.826.582	155.535.582
ORMAN MAHSÜLLERİ	713.753	7.897.888
TEKSTİL HAMMADDELERİ	16.357.318	329.496.217
YAĞLI TOHUMLAR	16.028.461	428.372.936
<u>TOPLAM</u>	524.001.827	5.349.291.741

1 OCAK - 31 MAYIS 2024

	Miktar(kg./lt/adet)	Tutar(TL)
BAKLİYAT VE MAMÜLLERİ	2.925.382	131.685.357
BITKİSEL YAĞLAR	34.410	9.026.500
KOTASYON DIŐI ÜRÜNLER	497.025.215	5.614.736.907
HAM DERİLER VE BAĞIRSAKLAR	30.668	564.185
HAYVANSAL YAĞLAR	581	162.594
HUBUBAT .	113.418.333	803.789.718
HUBUBAT MAMÜLLERİ	1.078.649	10.874.014
KASAPLIK CANLI HAYVANLAR	42.743	953.849.115
KURU MEYVELER	3.413.569	256.519.156
ORMAN MAHSÜLLERİ	785.173	19.417.924
TEKSTİL HAMMADDELERİ	19.834.345	466.124.948
YAĞLI TOHUMLAR	23.359.953	920.556.063
<u>TOPLAM</u>	661.949.021	9.187.306.482

1 OCAK - 31 MAYIS 2023-24 DEĐİŐİM

	Miktar(kg./lt/adet)	Tutar(TL)
BAKLİYAT VE MAMÜLLERİ	1.088.829	75.783.613
BİTKİSEL YAĐLAR	-128.917	-5.762.497
KOTASYON DIŐI ÜRÜNLER	147.820.447	2.322.867.885
HAM DERİLER VE BAĐIRSAKLAR	-969.294	-1.128.076
HAYVANSAL YAĐLAR	-286	63.474
HUBUBAT .	-20.327.026	157.642.269
HUBUBAT MAMÜLLERİ	-11.721	3.287.699
KASAPLIK CANLI HAYVANLAR	8.234	543.944.907
KURU MEYVELER	-413.013	100.983.575
ORMAN MAHSÜLLERİ	71.420	11.520.035
TEKSTİL HAMMADDELERİ	3.477.027	136.628.731
YAĐLI TOHUMLAR	7.331.492	492.183.126
<u>TOPLAM</u>	137.947.193	3.838.014.742

1 OCAK - 31 MAYIS 2023-24 DEĞİŞİM ORANI

	Miktar(kg./lt/adet)	Tutar(TL)
BAKLİYAT VE MAMÜLLERİ	59%	136%
BİTKİSEL YAĞLAR	-79%	-39%
KOTASYON DIŞI ÜRÜNLER	42%	71%
HAM DERİLER VE BAĞIRSAKLAR	-97%	-67%
HAYVANSAL YAĞLAR	-33%	64%
HUBUBAT .	-15%	24%
HUBUBAT MAMÜLLERİ	-1%	43%
KASAPLIK CANLI HAYVANLAR	24%	133%
KURU MEYVELER	-11%	65%
ORMAN MAHSÜLLERİ	10%	146%
TEKSTİL HAMMADDELERİ	21%	41%
YAĞLI TOHUMLAR	46%	115%
<u>TOPLAM</u>	26%	72%

ARPA

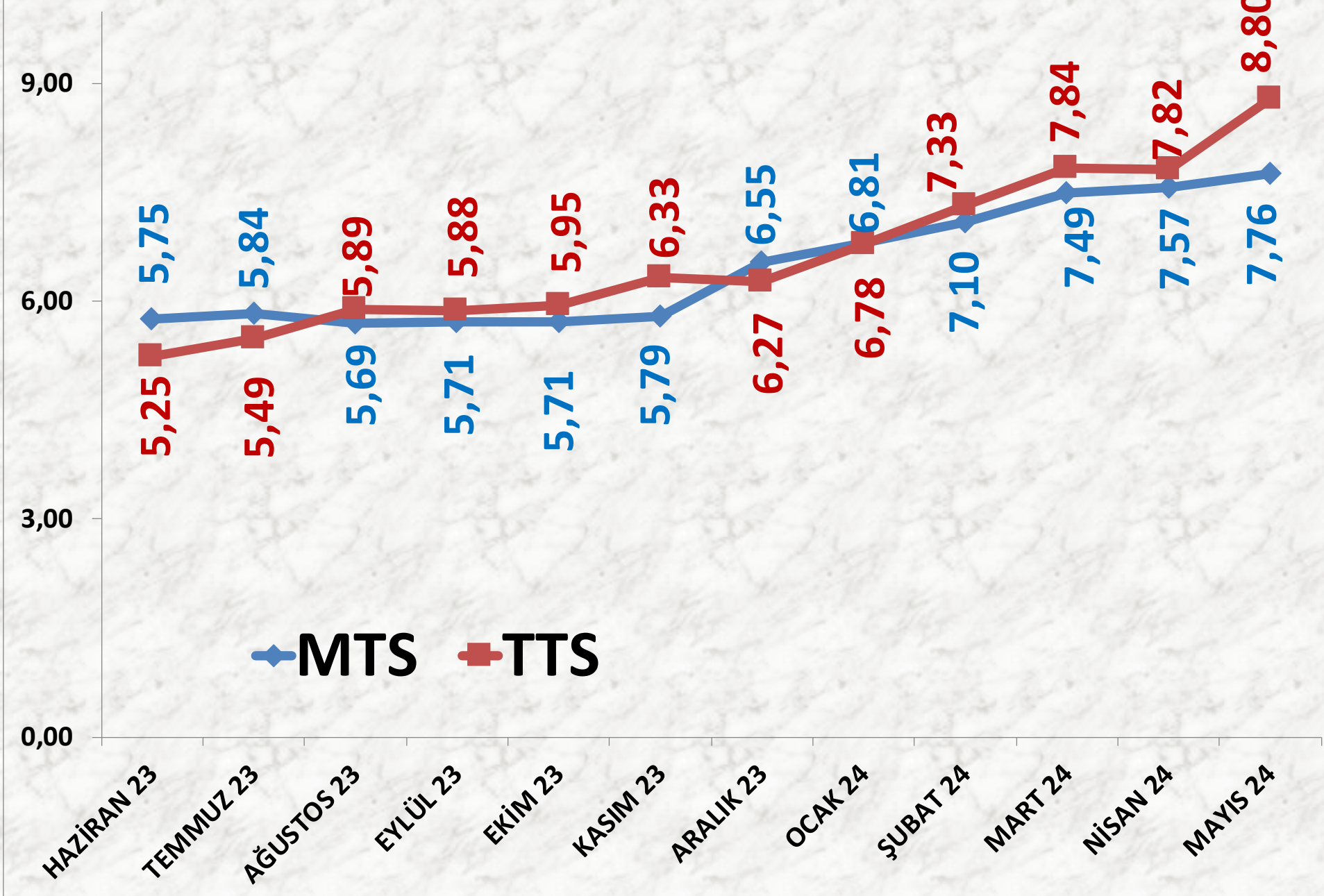
İŞLEM MİKTARI TON	2022 MAYIS	2023 MAYIS		2024 MAYIS	
MTS	13 TON	-77%	3 TON	1421%	44 TON
TTS	1.851 TON	329%	7.930 TON	-35%	5.127 TON

EN AZ FİYAT	2022 MAYIS	2023 MAYIS		2024 MAYIS	
MTS	5,65 TL	-1%	5,62 TL	7%	6,00 TL
TTS	5,40 TL	4%	5,60 TL	43%	8,00 TL

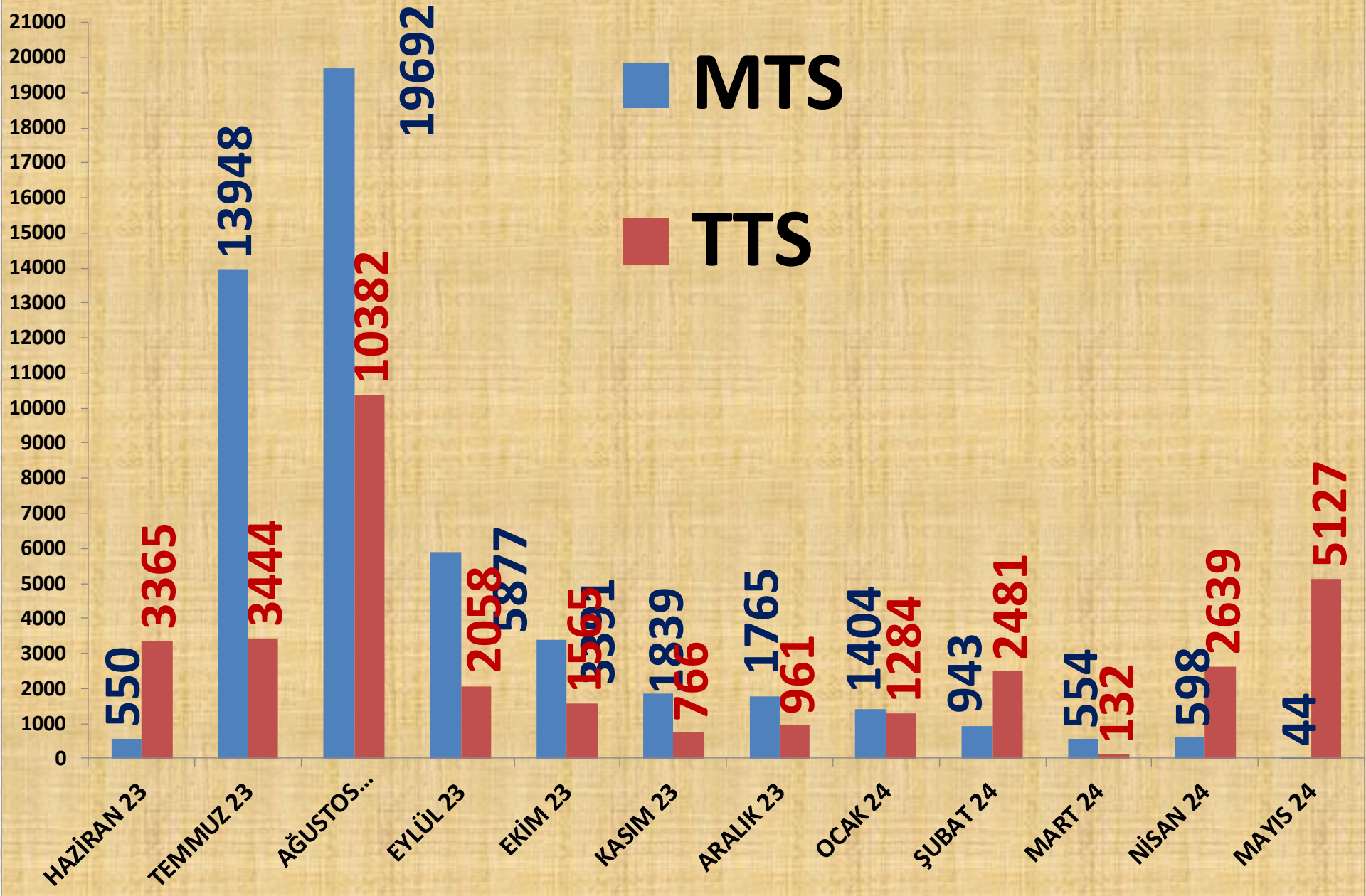
EN ÇOK FİYAT	2022 MAYIS	2023 MAYIS		2024 MAYIS	
MTS	5,65 TL	-1%	5,62 TL	50%	8,42 TL
TTS	5,49 TL	17%	6,40 TL	38%	8,80 TL

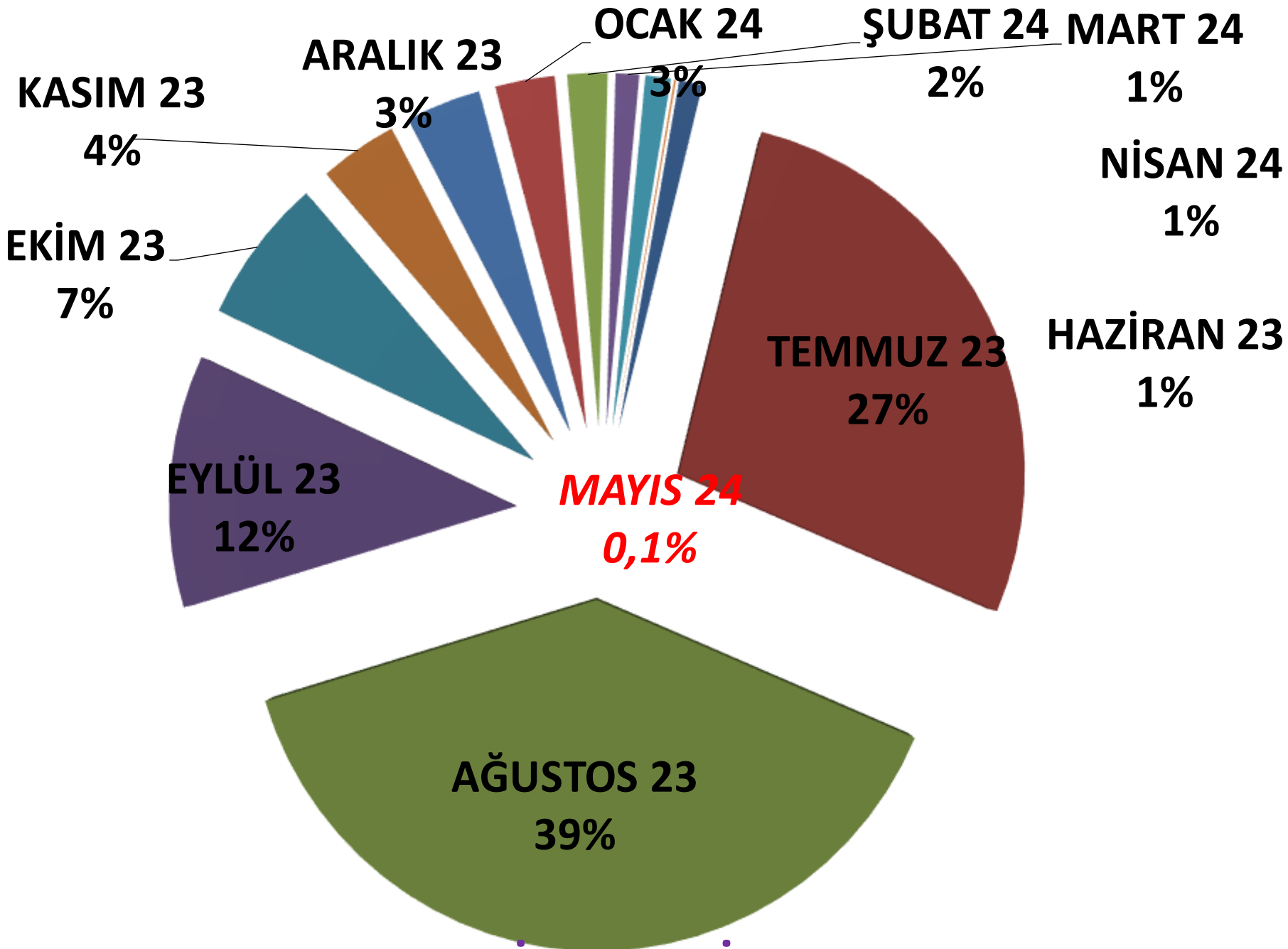
ORTALAMA FİYAT	2022 MAYIS	2023 MAYIS		2024 MAYIS	
MTS	5,65 TL	-1%	5,62 TL	38%	7,76 TL
TTS	5,48 TL	8%	5,90 TL	41%	8,34 TL

AYLIK ARPA FİYAT TRENDİ (TL)



AYLIK ARPA İŞLEM MİKTARI (TON)



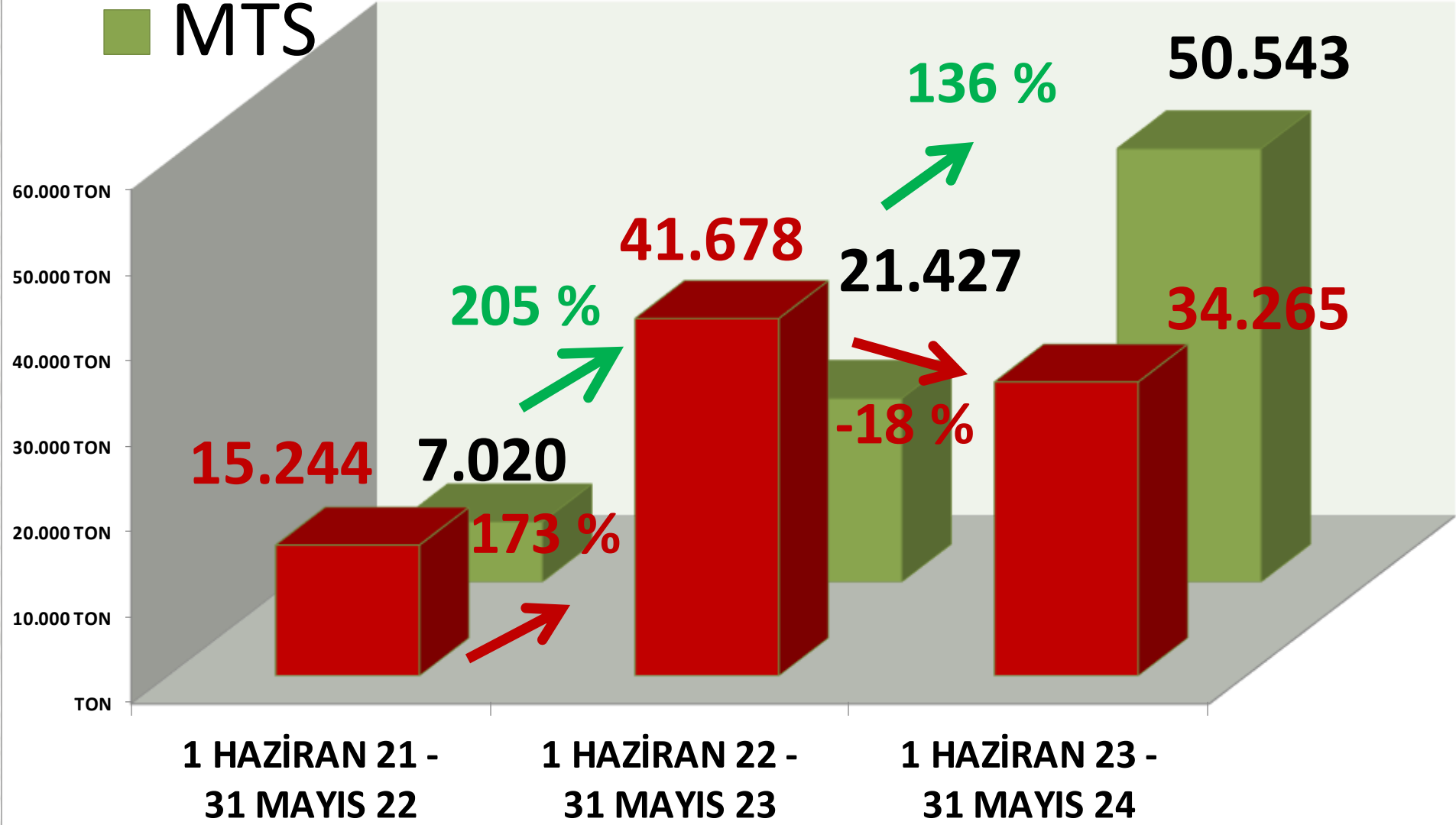


AYLIK ARPA MTS İŞLEM MİKTARI ORANLARI

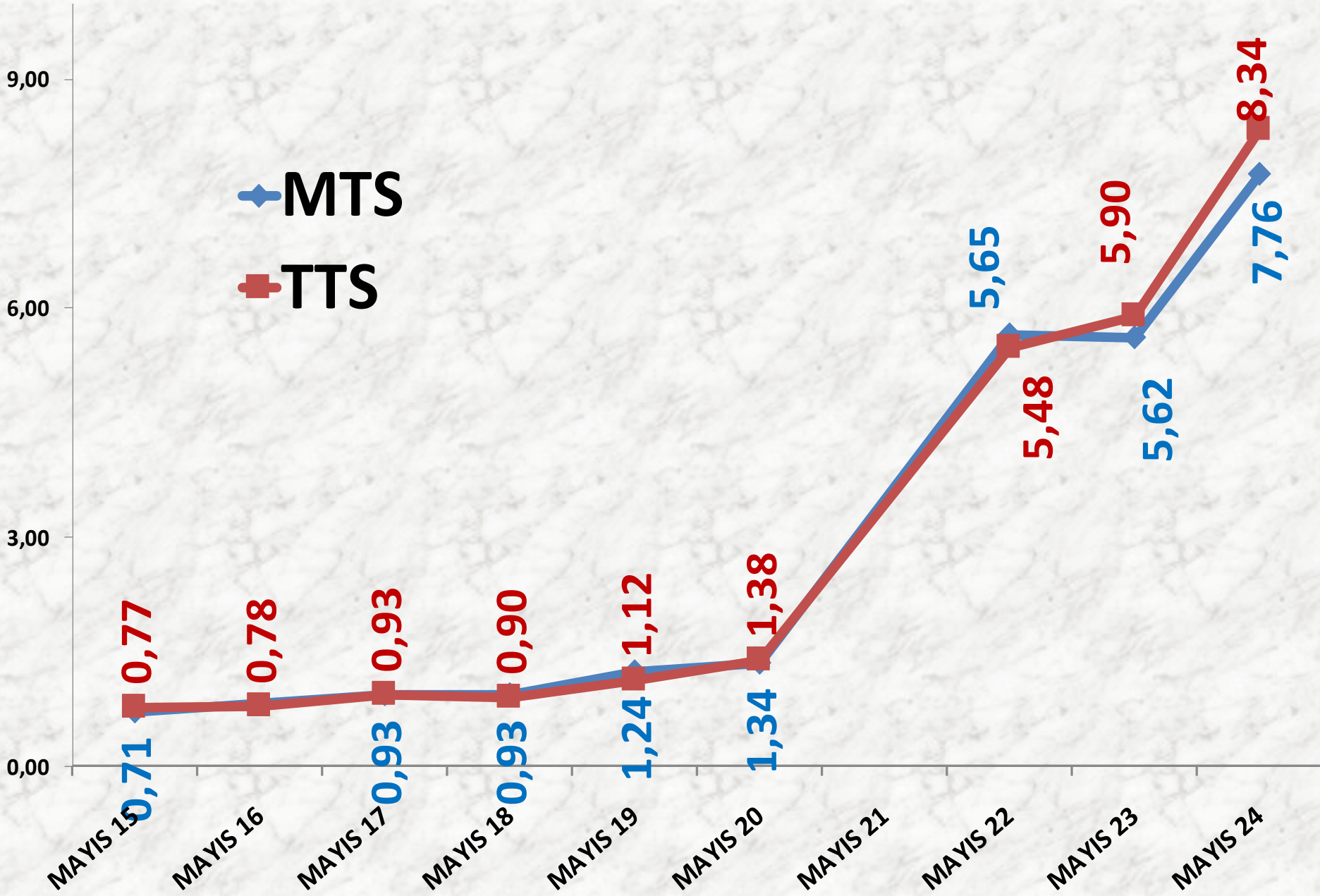
■ TTS

YILLIK ARPA İŞLEM MİKTARI (TON)

■ MTS



MAYIS AYLARI ARPA FİYAT TRENDİ (TL)



BUĞDAY

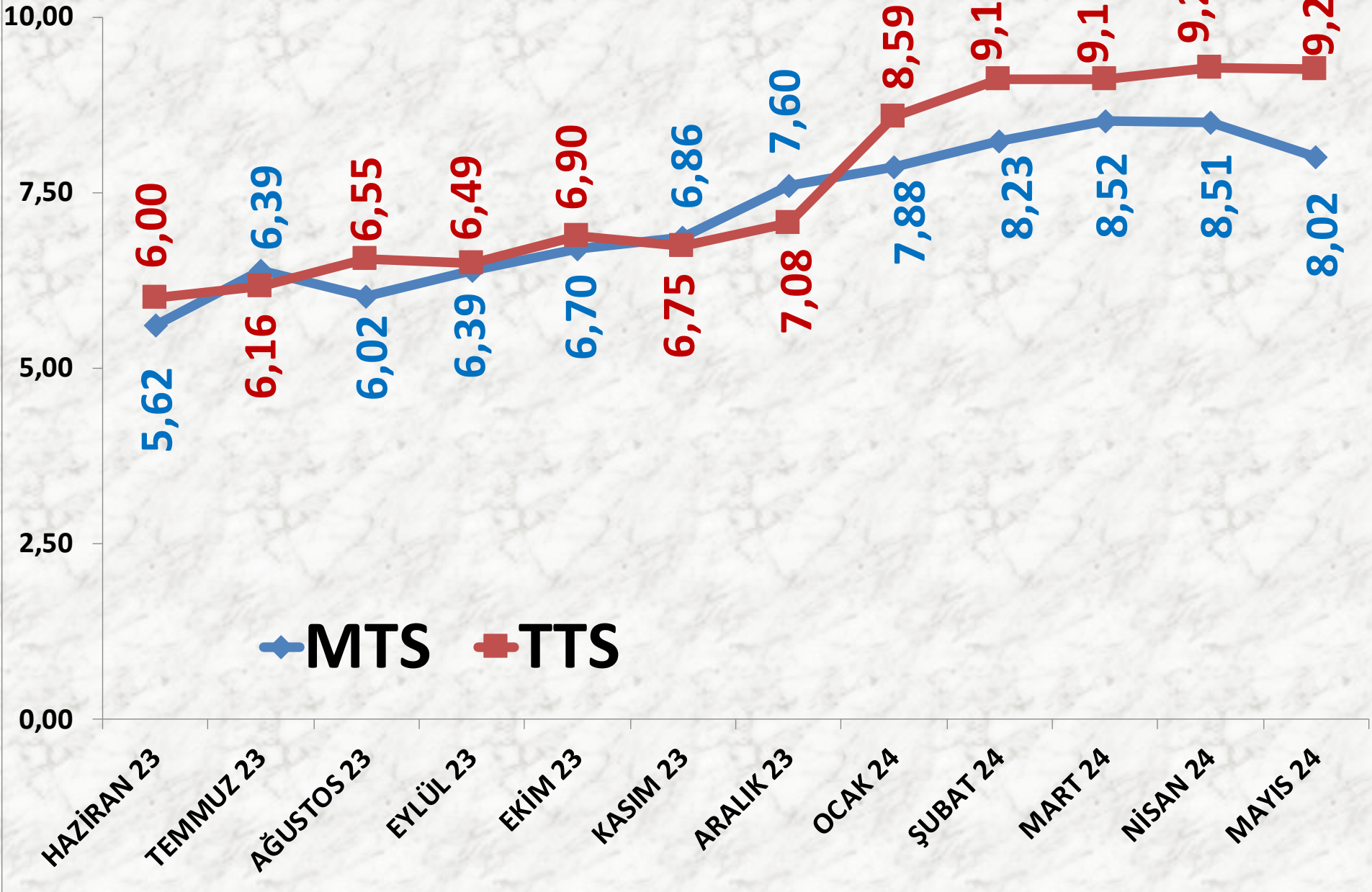
İŞLEM MİKTARI TON	2022 MAYIS	2023 MAYIS		2024 MAYIS	
MTS	5 TON	5689%	272 TON	-7%	253 TON
TTS	190 TON	1113%	2.301 TON	-44%	1.297 TON

EN AZ FİYAT	2022 MAYIS	2023 MAYIS		2024 MAYIS	
MTS	5,20 TL	35%	7,00 TL	0%	7,00 TL
TTS	5,70 TL	4%	5,95 TL	34%	8,00 TL

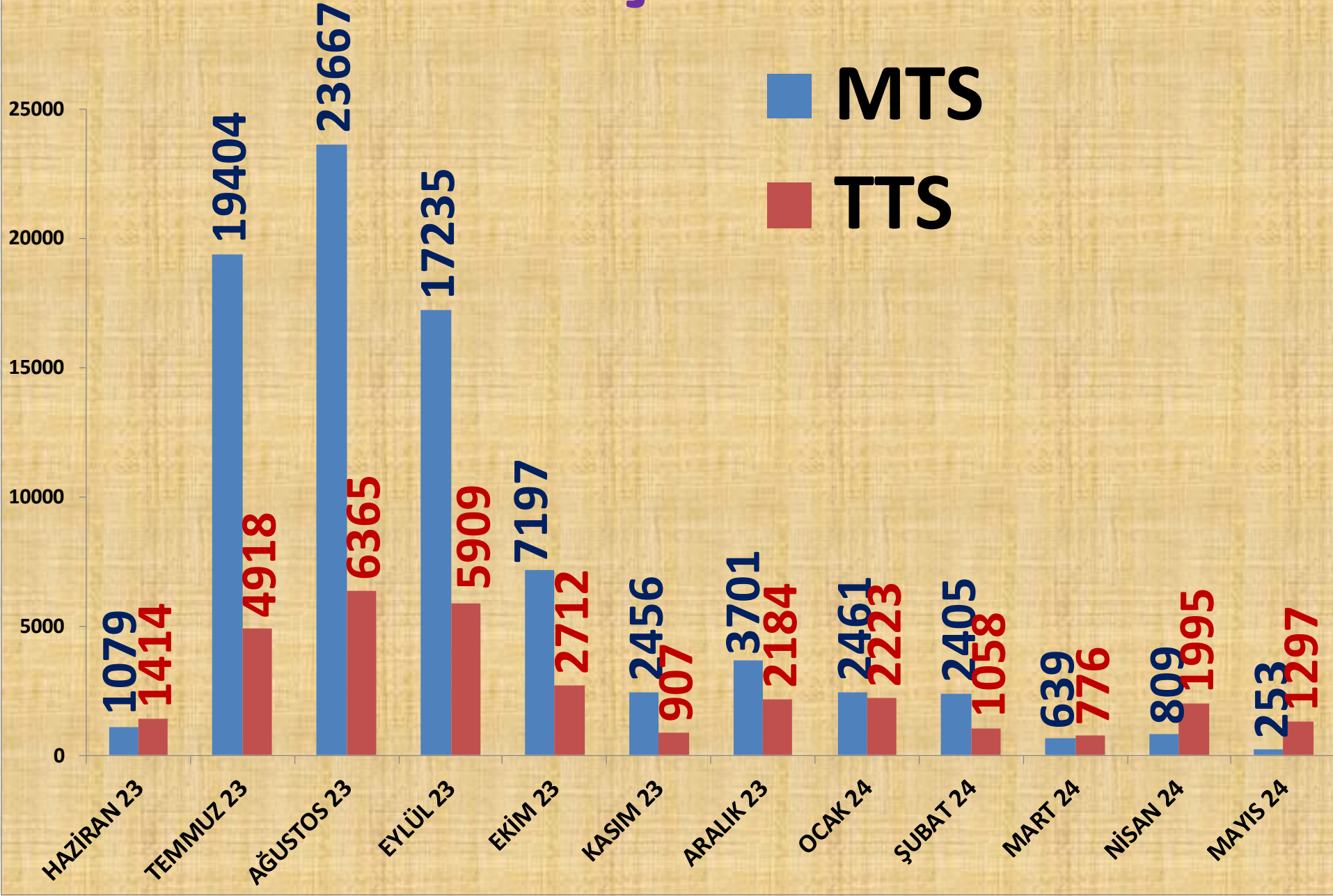
EN ÇOK FİYAT	2022 MAYIS	2023 MAYIS		2024 MAYIS	
MTS	6,38 TL	29%	8,20 TL	10%	9,00 TL
TTS	6,05 TL	37%	8,30 TL	25%	10,40 TL

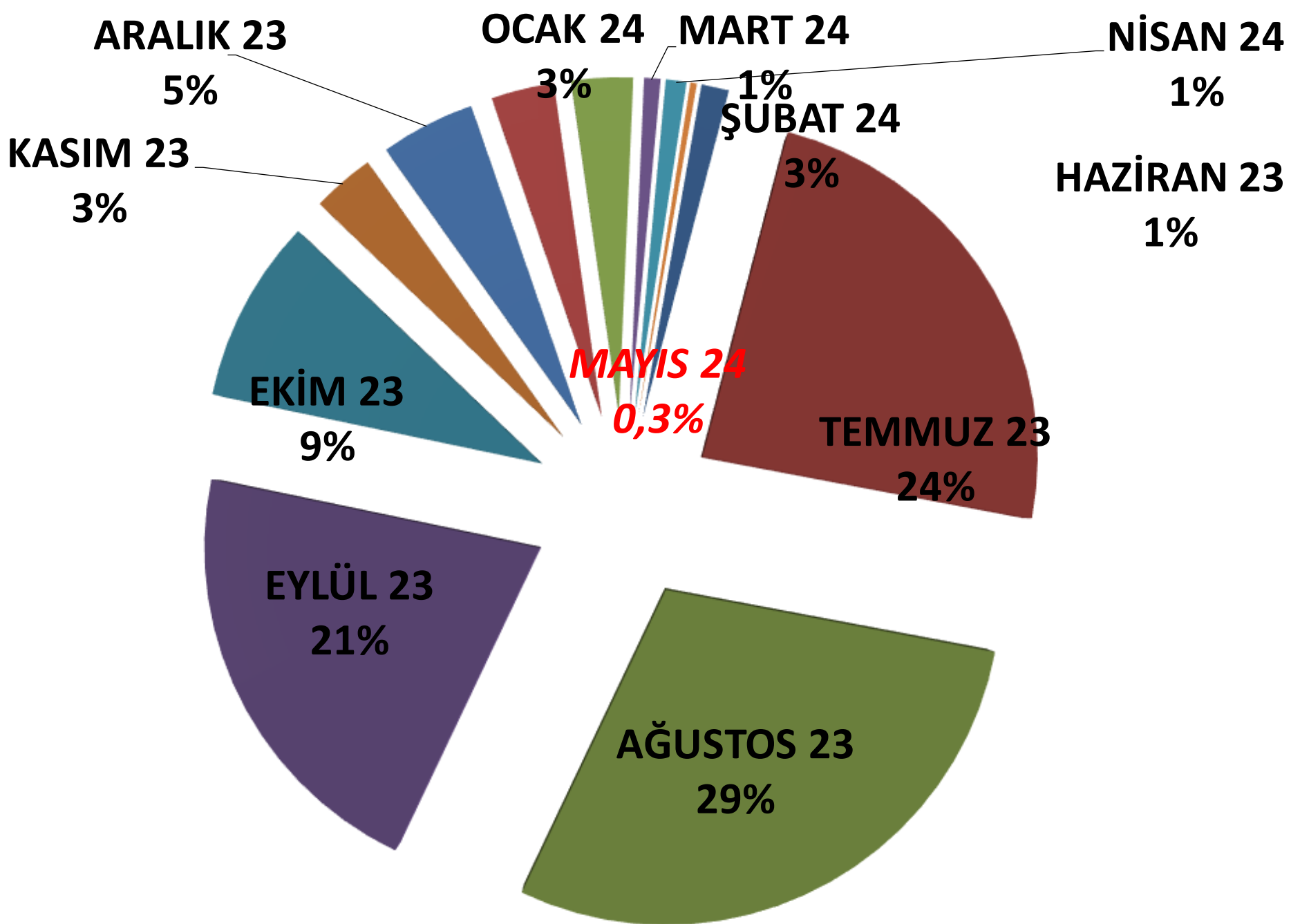
ORTALAMA FİYAT	2022 MAYIS	2023 MAYIS		2024 MAYIS	
MTS	5,25 TL	52%	8,00 TL	0%	8,02 TL
TTS	5,92 TL	29%	7,66 TL	21%	9,27 TL

AYLIK BUĞDAY FİYAT TRENDİ (TL)



AYLIK BUĞDAY İŞLEM MİKTARI (TON)



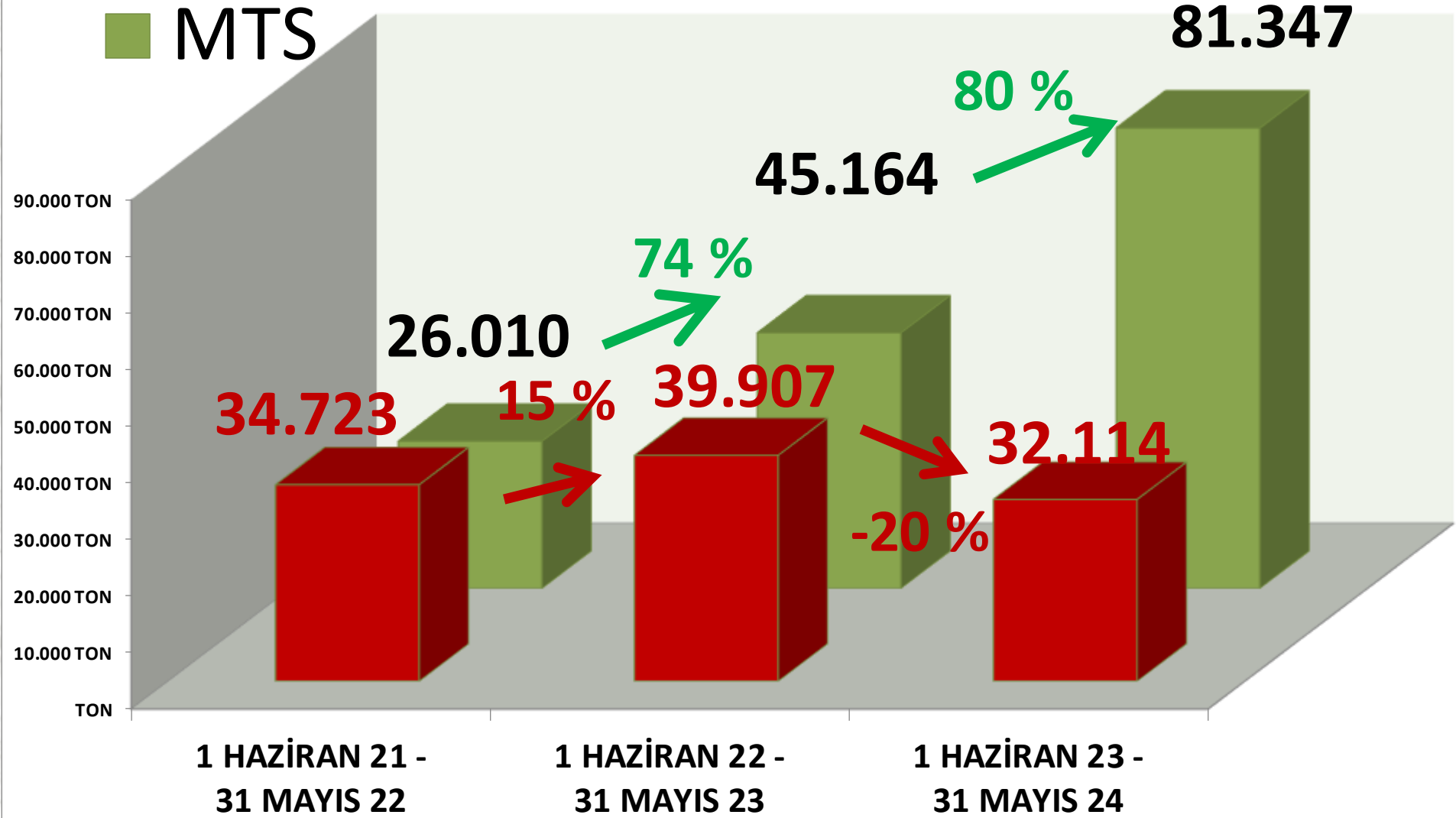


AYLIK BUĞDAY MTS İŞLEM MİKTARI ORANLARI

■ TTS

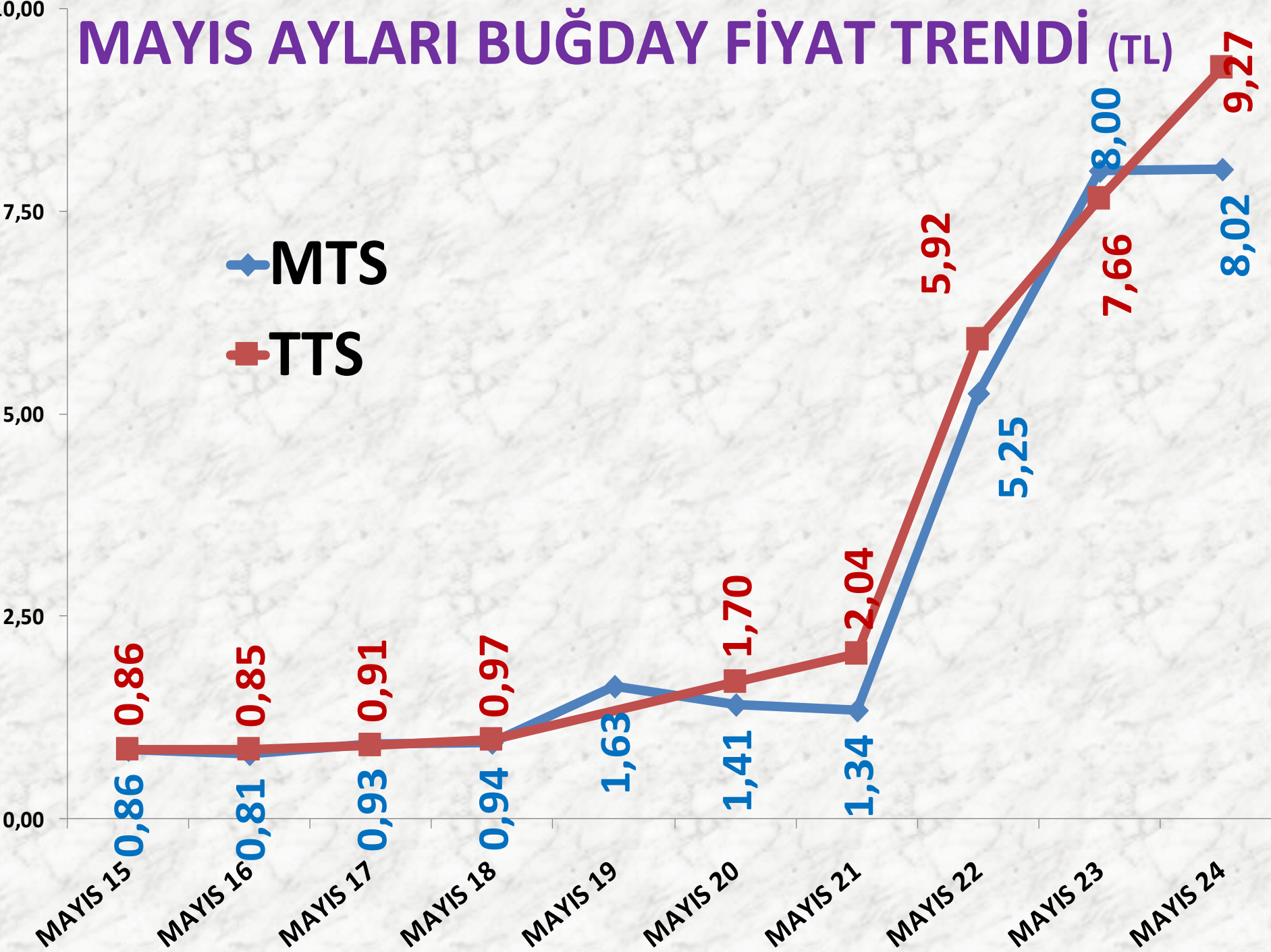
YILLIK BUĞDAY İŞLEM MİKTARI (TON)

■ MTS



MAYIS AYLARI BUĞDAY FİYAT TRENDİ (TL)

◆ MTS
■ TTS



MISIR DANE

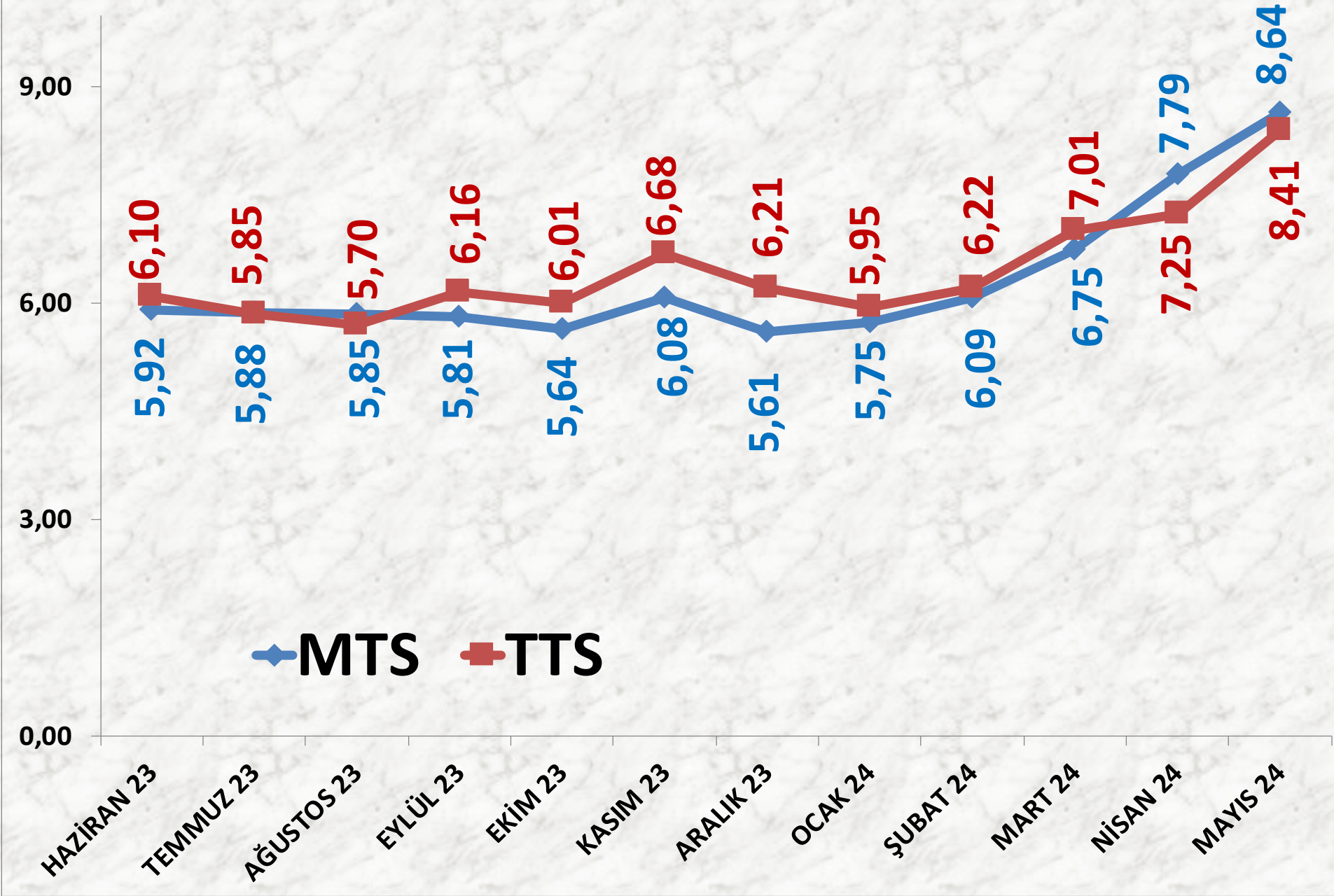
İŞLEM MİKTARI TON	2022 MAYIS	2023 MAYIS		2024 MAYIS	
MTS	230 TON	73%	397 TON	-14%	342 TON
TTS	32 TON	2223%	737 TON	-74%	194 TON

EN AZ FİYAT	2022 MAYIS	2023 MAYIS		2024 MAYIS	
MTS	5,80 TL	-11%	5,19 TL	40%	7,25 TL
TTS	5,10 TL	10%	5,60 TL	43%	8,00 TL

EN ÇOK FİYAT	2022 MAYIS	2023 MAYIS		2024 MAYIS	
MTS	5,80 TL	3%	6,00 TL	36%	8,16 TL
TTS	5,10 TL	24%	6,30 TL	43%	9,00 TL

ORTALAMA FİYAT	2022 MAYIS	2023 MAYIS		2024 MAYIS	
MTS	5,80 TL	-2%	5,69 TL	52%	8,64 TL
TTS	5,10 TL	15%	5,86 TL	44%	8,41 TL

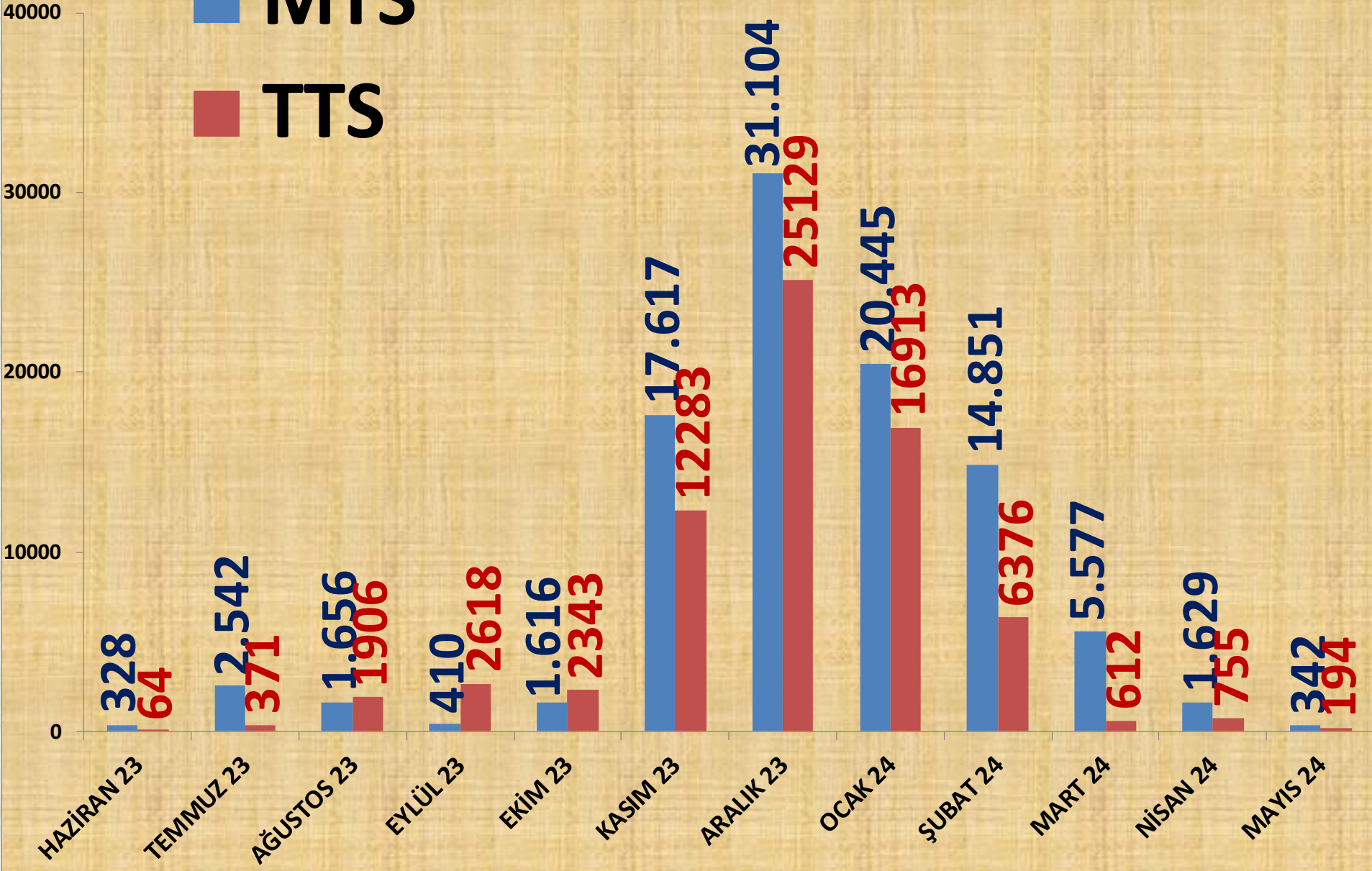
AYLIK MISIR DANE FİYAT TRENDİ (TL)

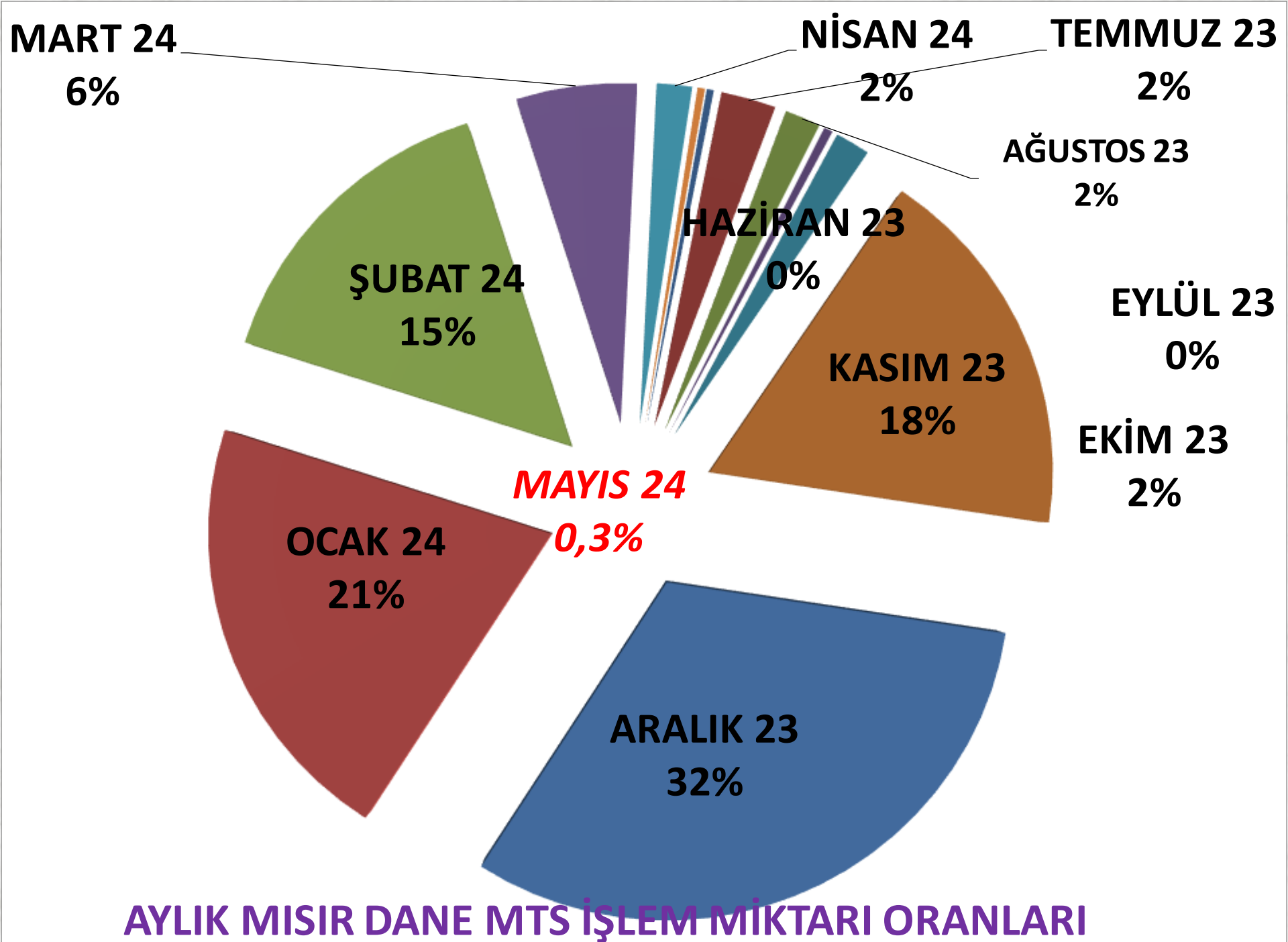


AYLIK MISIR DANE İŞLEM MİKTARI (TON)

■ MTS

■ TTS

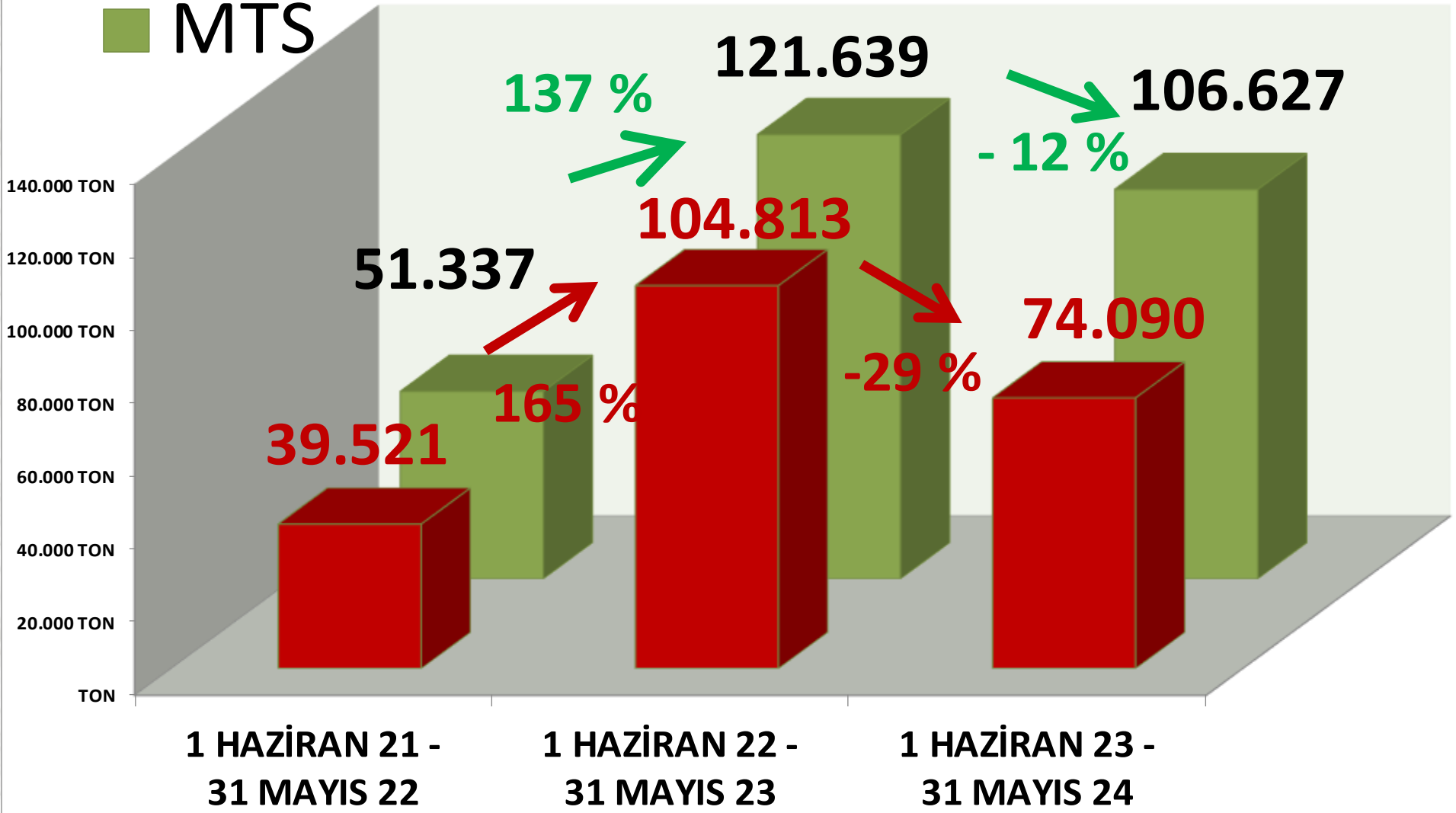




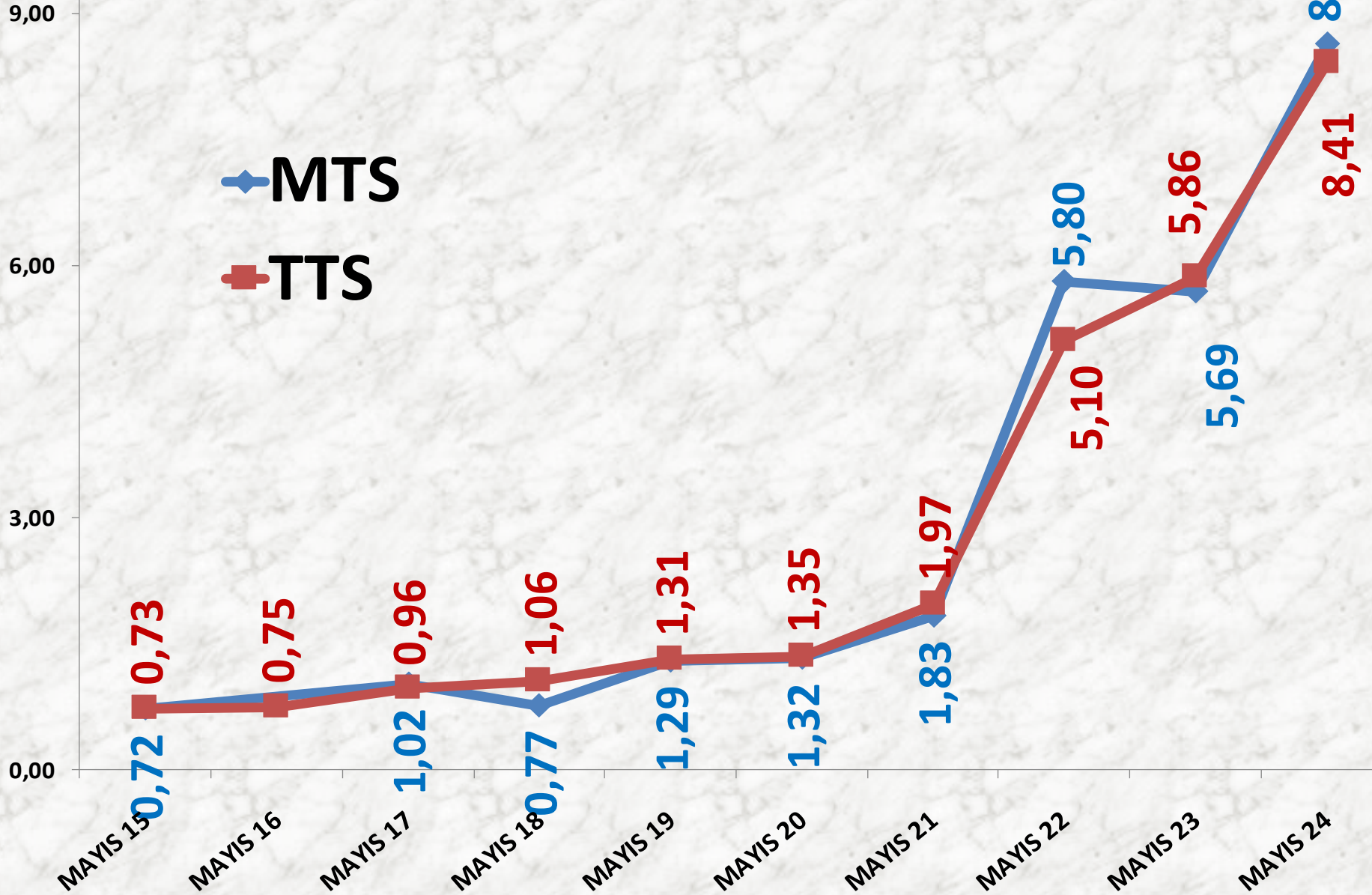
TTS

YILLIK MISIR DANE İŞLEM MİKTARI (TON)

MTS



MAYIS AYLARI MISIR DANE FİYAT TRENDİ (TL)



NOHUT

İŞLEM MİKTARI TON	2022 MAYIS	2023 MAYIS		2024 MAYIS	
MTS	357 TON	-23%	276 TON	-9%	251 TON
TTS	0	-	29 TON	86%	54 TON

EN AZ FİYAT	2022 MAYIS	2023 MAYIS		2024 MAYIS	
MTS	10,50 TL	167%	28,00 TL	-29%	20,00 TL
TTS	-	-	21,00 TL	57%	33,00 TL

EN ÇOK FİYAT	2022 MAYIS	2023 MAYIS		2024 MAYIS	
MTS	28,00 TL	39%	39,01 TL	94%	75,75 TL
TTS	-	-	29,25 TL	69%	49,50 TL

ORTALAMA FİYAT	2022 MAYIS	2023 MAYIS		2024 MAYIS	
MTS	19,93 TL	73%	34,50 TL	53%	52,73 TL
TTS	-	-	27,12 TL	42%	38,64 TL

NOHUT DOĞAL

İŞLEM MİKTARI TON	2022 MAYIS	2023 MAYIS		2024 MAYIS	
MTS	29 TON	55%	45 TON	62%	73 TON
TTS	0	-	27 TON	95%	54 TON

EN AZ FİYAT	2022 MAYIS	2023 MAYIS		2024 MAYIS	
MTS	10,50 TL	167%	28,00 TL	61%	45,00 TL
TTS	-	-	21,00 TL	57%	33,00 TL

EN ÇOK FİYAT	2022 MAYIS	2023 MAYIS		2024 MAYIS	
MTS	15,00 TL	87%	28,00 TL	66%	46,50 TL
TTS	-	-	29,25 TL	69%	49,50 TL

ORTALAMA FİYAT	2022 MAYIS	2023 MAYIS		2024 MAYIS	
MTS	13,65 TL	105%	28,00 TL	64%	46,02 TL
TTS	-	-	27,82 TL	39%	38,64 TL

NOHUT - ELENMİŞ

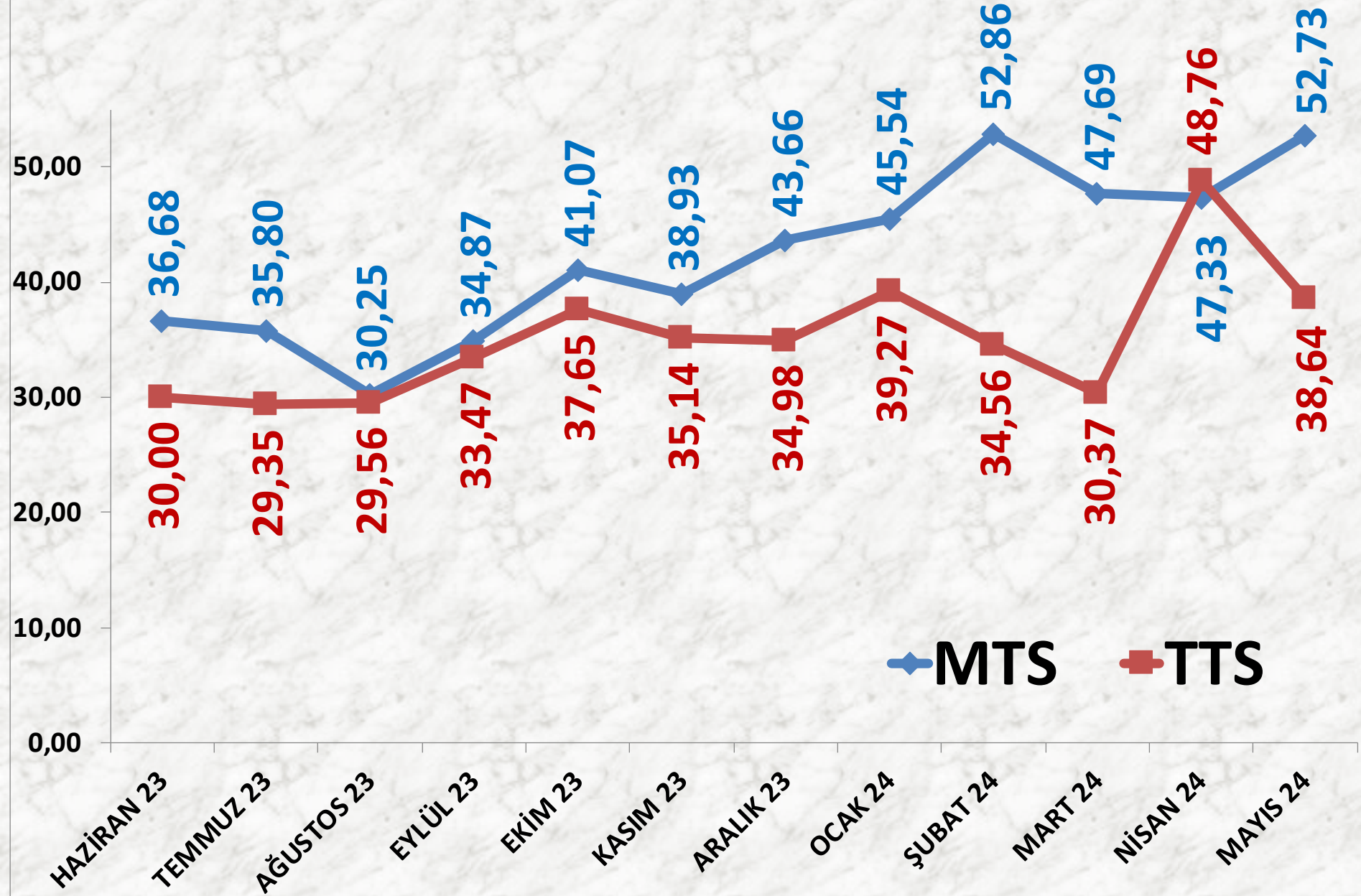
İŞLEM MİKTARI TON	2022 MAYIS	2023 MAYIS		2024 MAYIS	
MTS	328 TON	-30%	230 TON	-29%	164 TON
TTS	0	-	0	-	0

EN AZ FİYAT	2022 MAYIS	2023 MAYIS		2024 MAYIS	
MTS	17,42 TL	72%	30,00 TL	73%	51,93 TL
TTS	-	-	-	-	-

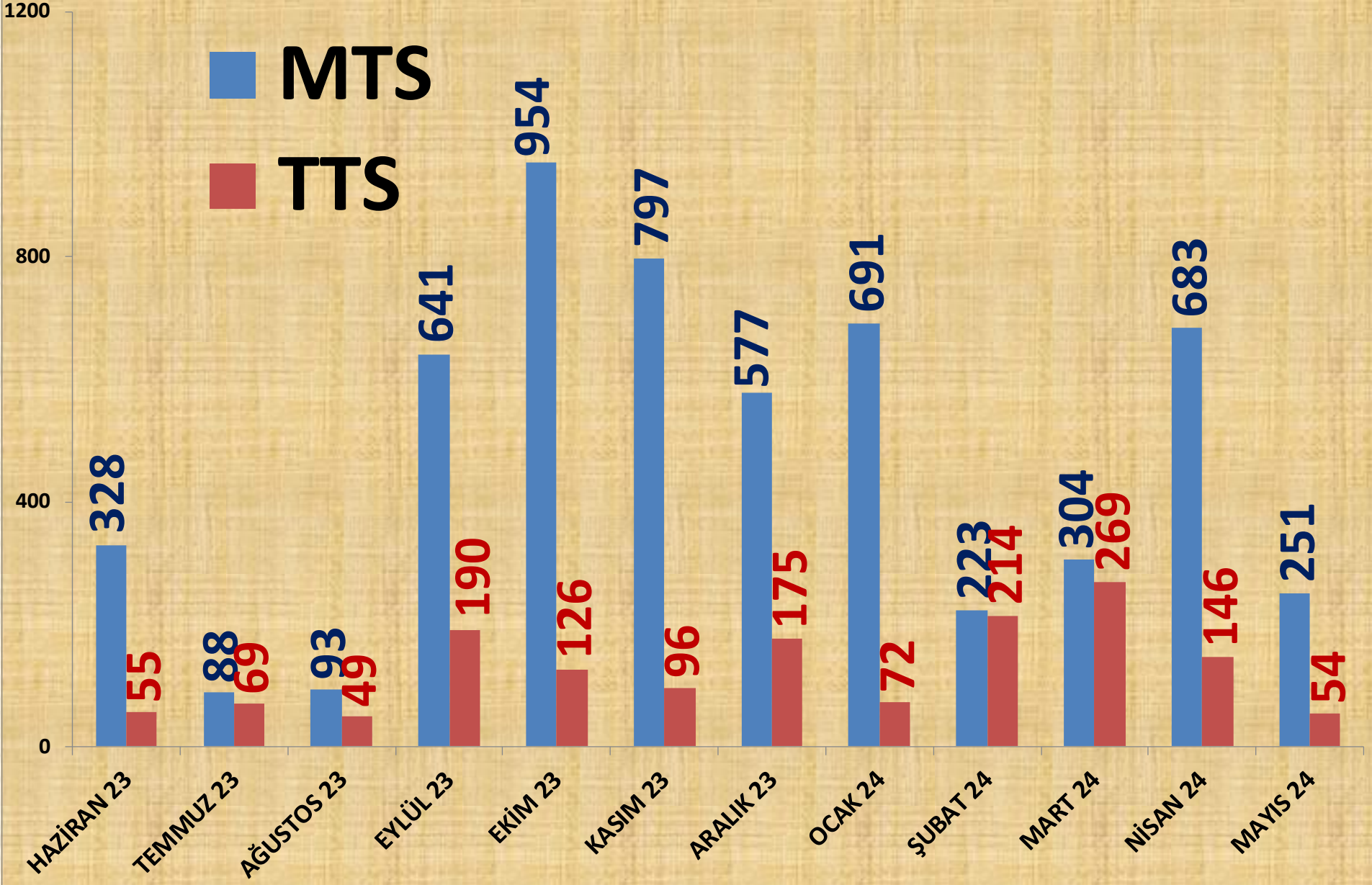
EN ÇOK FİYAT	2022 MAYIS	2023 MAYIS		2024 MAYIS	
MTS	28,00 TL	39%	39,01 TL	94%	75,75 TL
TTS	-	-	-	-	-

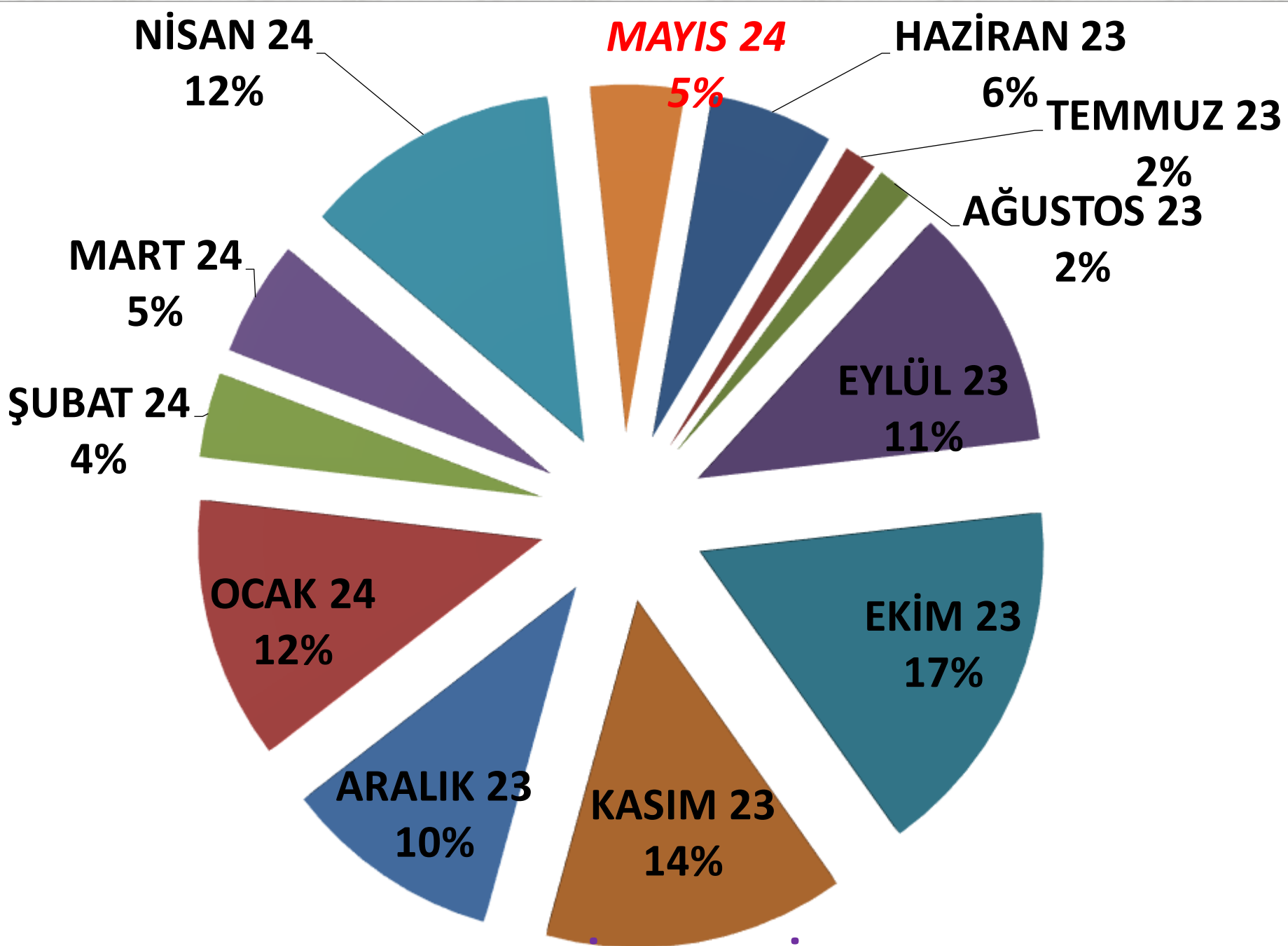
ORTALAMA FİYAT	2022 MAYIS	2023 MAYIS		2024 MAYIS	
MTS	20,49 TL	75%	35,77 TL	63%	58,36 TL
TTS	-	-	-	-	-

AYLIK NOHUT FİYAT TRENDİ (TL)



AYLIK NOHUT İŞLEM MİKTARI (TON)



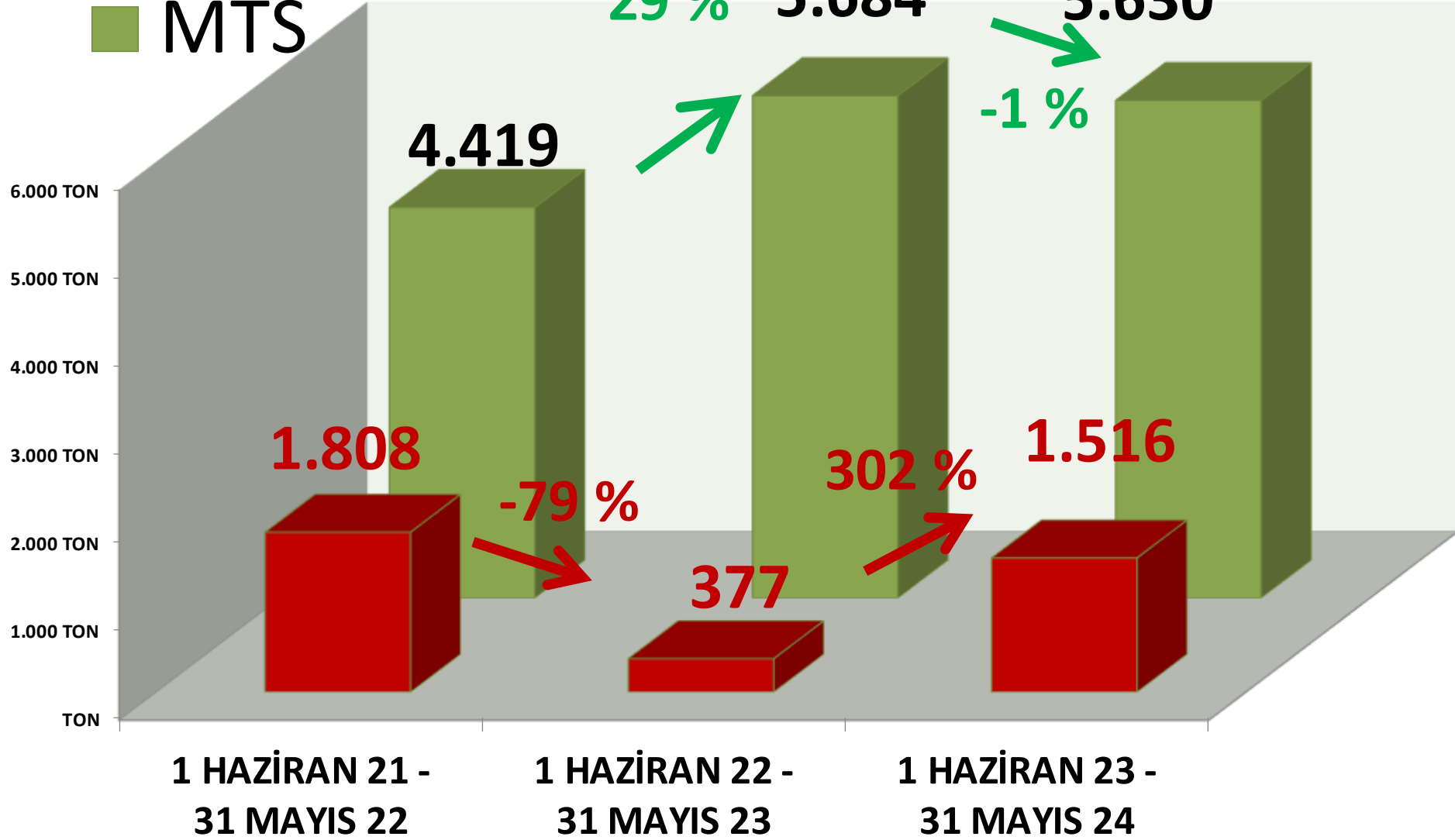


AYLIK NOHUT MTS İŞLEM MİKTARI ORANLARI

■ TTS

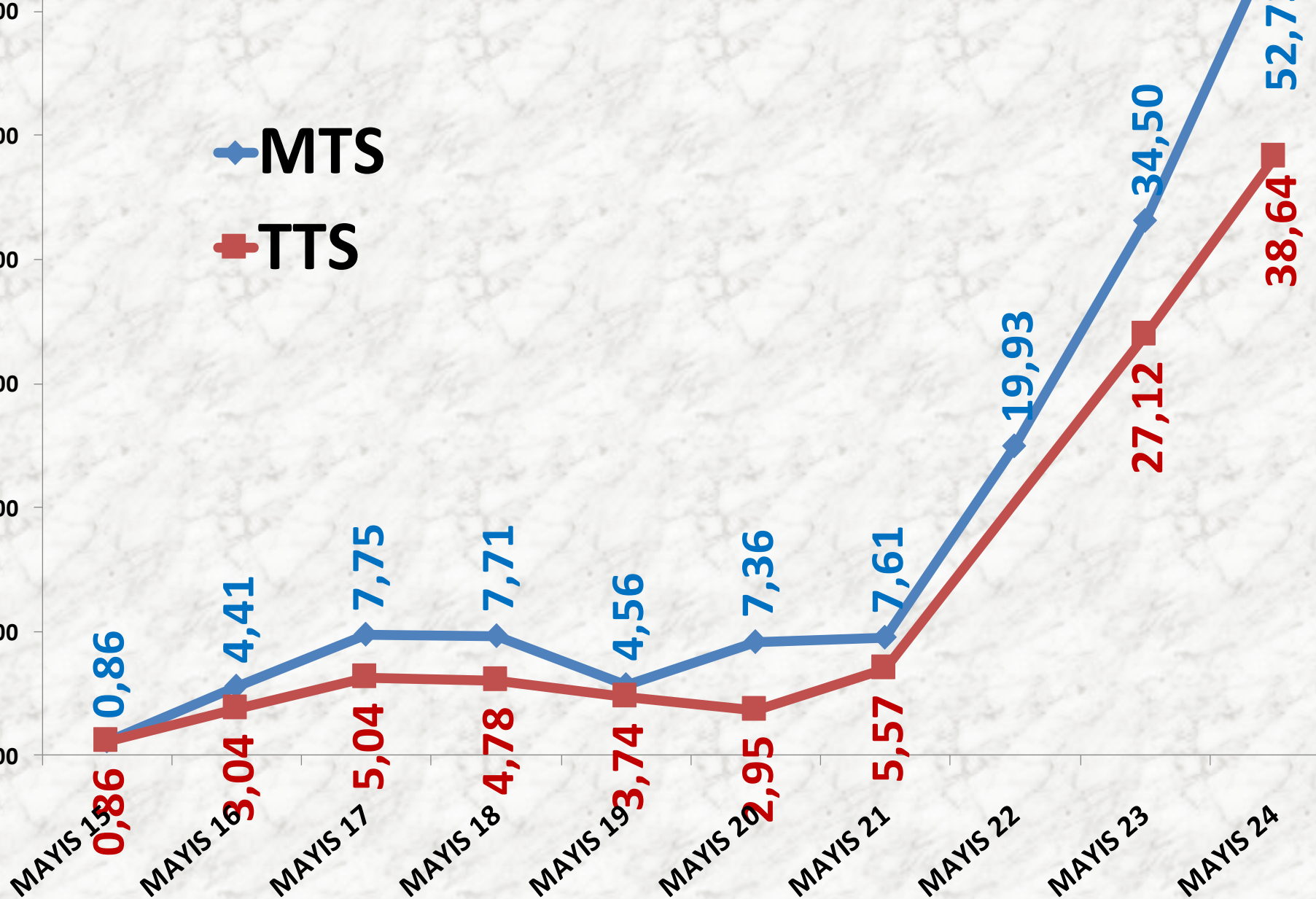
YILLIK NOHUT İŞLEM MİKTARI (TON)

■ MTS



MAYIS AYLARI NOHUT FİYAT TRENDİ (TL)

◆ MTS
■ TTS



BEYAZ LEBLEBİ

LEBLEBİ BEYAZ 8,50 mm

İŞLEM MİKTARI TON	2022 MAYIS		2023 MAYIS		2024 MAYIS	
	TTS	5 TON	-100%	0	-	3 TON

LEBLEBİ BEYAZ 9 mm

İŞLEM MİKTARI TON	2022 MAYIS		2023 MAYIS		2024 MAYIS	
	TTS	21 TON	139%	49 TON	142%	119 TON

BEYAZ LEBLEBİ

LEBLEBİ BEYAZ 9 + 9,50 mm

İŞLEM MİKTARI TON	2022 MAYIS	2023 MAYIS		2024 MAYIS	
TTS	16 TON	581%	107 TON	-72%	29 TON

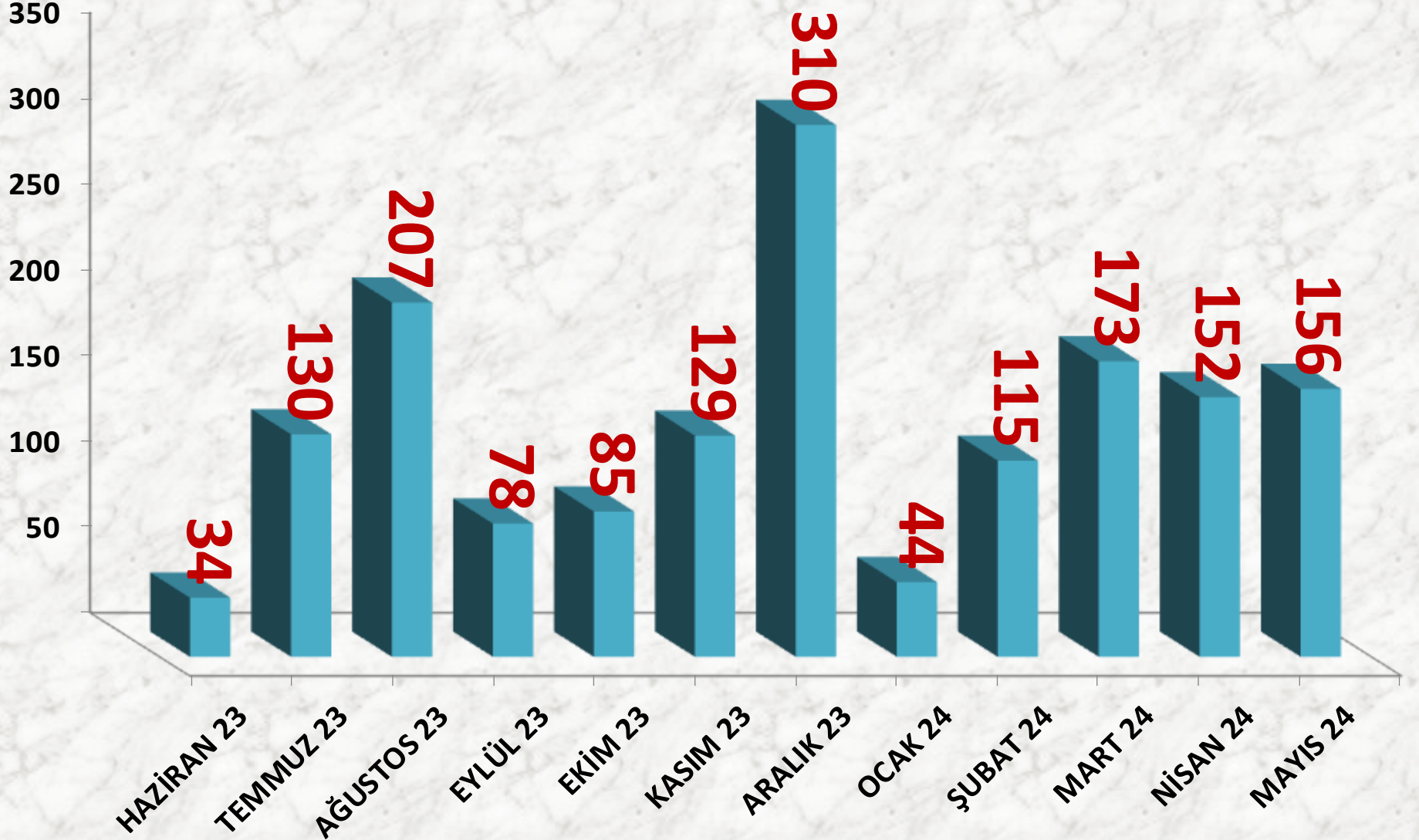
LEBLEBİ ELENTİ (Beyaz)

İŞLEM MİKTARI TON	2022 MAYIS	2023 MAYIS		2024 MAYIS	
TTS	3 TON	1215%	34 TON	-87%	4 TON

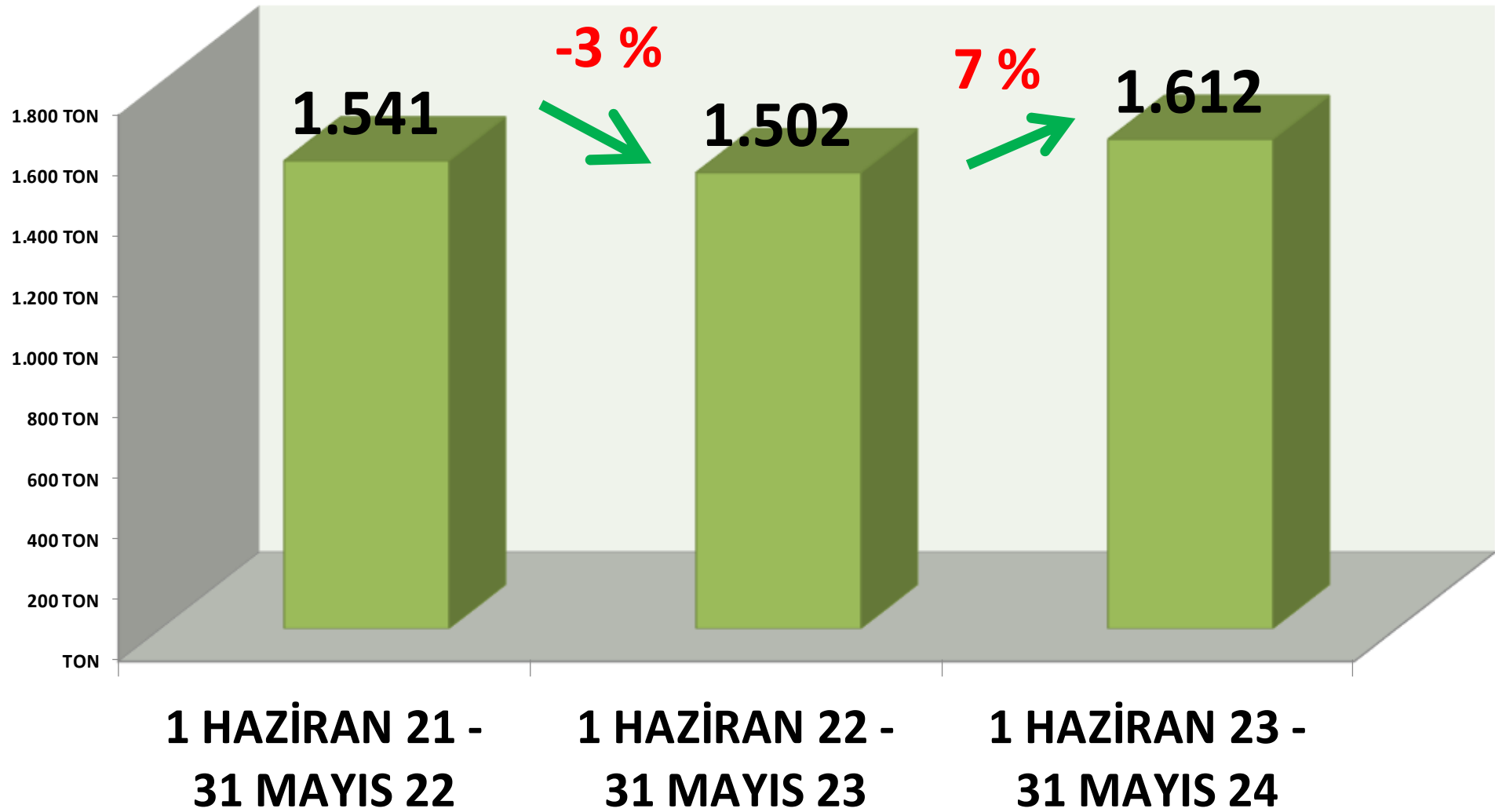
LEBLEBİ BEYAZ TOPLAM

İŞLEM MİKTARI TON	2022 MAYIS	2023 MAYIS		2024 MAYIS	
TTS	<u>44 TON</u>	332%	<u>190 TON</u>	-18%	<u>156 TON</u>

Leblebi Beyaz İşlem Miktarı (Ton)



YILLIK TOPLAM BEYAZ LEBLEBİ İŞLEM MİKTARI (TON)



LEBLEBİ BEYAZ 8,50 mm FİYATLARI

FİYAT	2022 MAYIS	2023 MAYIS		2024 MAYIS	
EN AZ	16,00 TL	-	-	-	50,50 TL
EN ÇOK	16,00 TL	-	-	-	67,33 TL
ORTALAMA	16,00 TL	-	-	-	52,03 TL

LEBLEBİ BEYAZ 9 mm FİYATLARI

FİYAT	2022 MAYIS	2023 MAYIS		2024 MAYIS	
EN AZ	31,00 TL	61%	50,00 TL	86%	93,00 TL
EN ÇOK	38,00 TL	53%	58,00 TL	95%	113,00 TL
ORTALAMA	32,15 TL	62%	52,23 TL	98%	103,18 TL

LEBLEBİ BEYAZ 9 + 9,50 mm FİYATLARI

FİYAT	2022 MAYIS	2023 MAYIS		2024 MAYIS	
EN AZ	26,00 TL	77%	45,98 TL	55%	71,29 TL
EN ÇOK	29,70 TL	66%	49,23 TL	73%	85,00 TL
ORTALAMA	27,69 TL	75%	48,33 TL	67%	80,91 TL

LEBLEBİ ELENTİ (Beyaz) Fiyatları

ORTALAMA FİYAT	2022 MAYIS	2023 MAYIS		2024 MAYIS	
	7,50 TL	54%	11,57 TL	-14%	10,00 TL

SARI LEBLEBİ

LEBLEBİ SARI 9 mm

İŞLEM MİKT. TON	2022 MAYIS	2023 MAYIS		2024 MAYIS	
TTS	19 TON	-3%	19 TON	-4%	18 TON

LEBLEBİ SARI 9,50 mm

İŞLEM MİKT. TON	2022 MAYIS	2023 MAYIS		2024 MAYIS	
TTS	44 TON	88%	83 TON	-38%	52 TON

LEBLEBİ SARI 9,75 mm

İŞLEM MİKT. TON	2022 MAYIS	2023 MAYIS		2024 MAYIS	
TTS	63 TON	40%	88 TON	128%	201 TON

LEBLEBİ SARI 10 mm

İŞLEM MİKT. TON	2022 MAYIS	2023 MAYIS		2024 MAYIS	
TTS	189 TON	5%	198 TON	-77%	45 TON

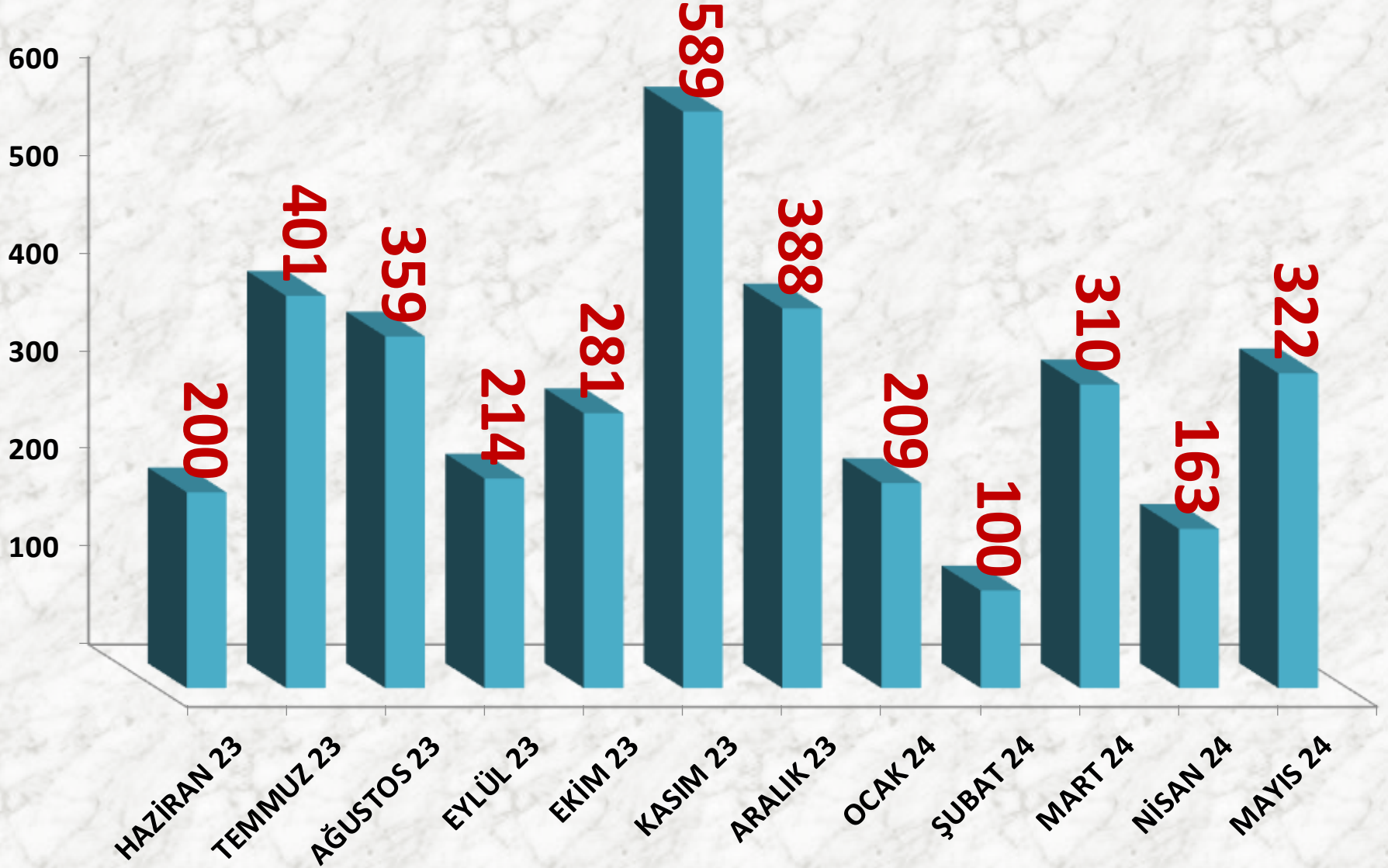
LEBLEBİ KALBURALTI (SARI)

İŞLEM MİKT. TON	2022 MAYIS	2023 MAYIS		2024 MAYIS	
TTS	0	-	0	-	7 TON

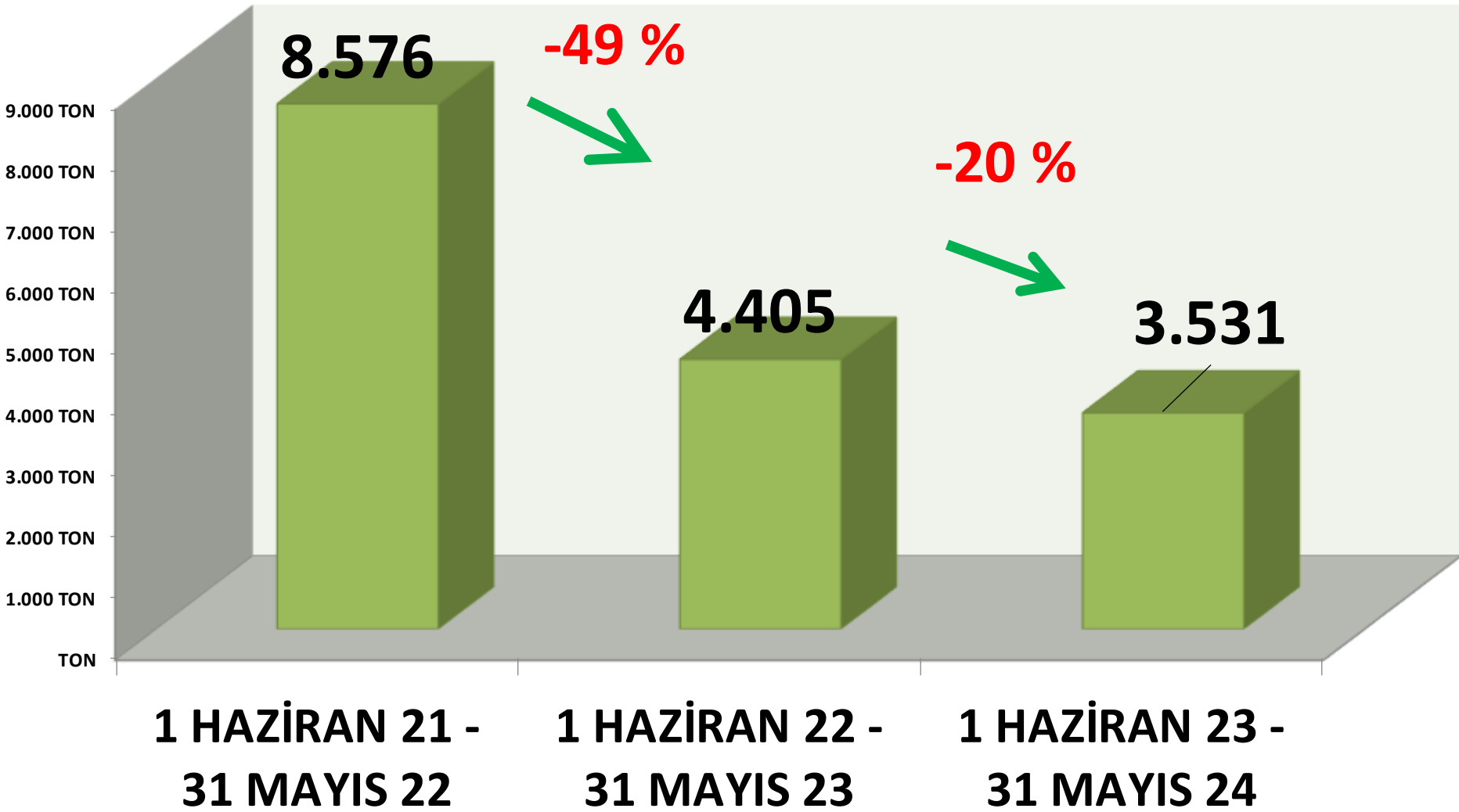
LEBLEBİ SARI TOPLAM

İŞLEM MİKT. TON	2022 MAYIS	2023 MAYIS		2024 MAYIS	
TTS	<u>315 TON</u>	23%	<u>387 TON</u>	-17%	<u>322 TON</u>

Leblebi Sarı İşlem Miktarı (Ton)



YILLIK TOPLAM SARI LEBLEBİ İŞLEM MİKTARI (TON)



LEBLEBİ SARI 9 mm FİYATLARI

	2022 MAYIS	2023 MAYIS		2024 MAYIS	
EN AZ	17,50 TL	83%	32,00 TL	86%	59,65 TL
EN ÇOK	20,00 TL	60%	32,00 TL	113%	68,00 TL
ORTALAMA	18,50 TL	73%	32,00 TL	101%	64,30 TL

LEBLEBİ SARI 9,50 mm FİYATLARI

	2022 MAYIS	2023 MAYIS		2024 MAYIS	
EN AZ	20,75 TL	70%	35,25 TL	120%	77,50 TL
EN ÇOK	25,00 TL	78%	44,55 TL	80%	80,00 TL
ORTALAMA	22,31 TL	87%	41,72 TL	90%	79,39 TL

LEBLEBİ SARI 9,75 mm FİYATLARI

	2022 MAYIS	2023 MAYIS		2024 MAYIS	
EN AZ	26,00 TL	79%	46,50 TL	74%	81,00 TL
EN ÇOK	30,00 TL	63%	49,00 TL	84%	90,00 TL
ORTALAMA	28,52 TL	68%	47,84 TL	76%	84,35 TL

LEBLEBİ SARI 10 mm FİYATLARI

	2022 MAYIS	2023 MAYIS		2024 MAYIS	
EN AZ	30,50 TL	66%	50,50 TL	84%	93,00 TL
EN ÇOK	47,00 TL	34%	63,00 TL	59%	100,00 TL
ORTALAMA	34,67 TL	51%	52,28 TL	80%	93,95 TL

LEBLEBİ KALBURALTI (SARI) FİYATLARI

	2022 MAYIS	2023 MAYIS		2024 MAYIS	
ORTALAMA FİYAT	-	-	-	-	32,29 TL

YILLIK YURTIÇI TOPLAM LEBLEBİ İŞLEM MİKTARI

MIKTAR	1 HAZİRAN 21 - 31 MAYIS 22	1 HAZİRAN 22 - 31 MAYIS 23		1 HAZİRAN 23 - 31 MAYIS 24	
SARI	8.576 TON	-49%	4.405 TON	-20%	3.531 TON
BEYAZ	1.541 TON	-3%	1.502 TON	7%	1.612 TON
KAPL.+KIRIK	2.198 TON	-1%	2.168 TON	-9%	1.967 TON
LEBLEBİ TOPLAM	12.315 TON	-34%	8.075 TON	-12%	7.110 TON

YILLIK TOPLAM TTS LEBLEBİ TESCİLİ

■ KAPL. + KIRIK

■ BEYAZ

■ SARI

40.000 TON
35.000 TON
30.000 TON
25.000 TON
20.000 TON
15.000 TON
10.000 TON
5.000 TON
TON

1 HAZİRAN 21 -
31 MAYIS 22

2198 TON
1.541 TON
8.576 TON

-34 %

1 HAZİRAN 22 -
31 MAYIS 23

2168 TON
1.502 TON
4.405 TON

-12 %

1 HAZİRAN 23 -
31 MAYIS 24

1967 TON
1.612 TON
3.531 TON

LEBLEBİ İHRACAT MİKTARLARI

2022 MAYIS

SARI LEBLEBİ	12.500 kg.
BEYAZ LEBLEBİ	-
KAPLAMALI LEBLEBİ	-
KIRIK LEBLEBİ	-
LEBLEBİ UNU	-
LEBLEBİ KALBURALTI	-
TOPLAM	12.500 kg.

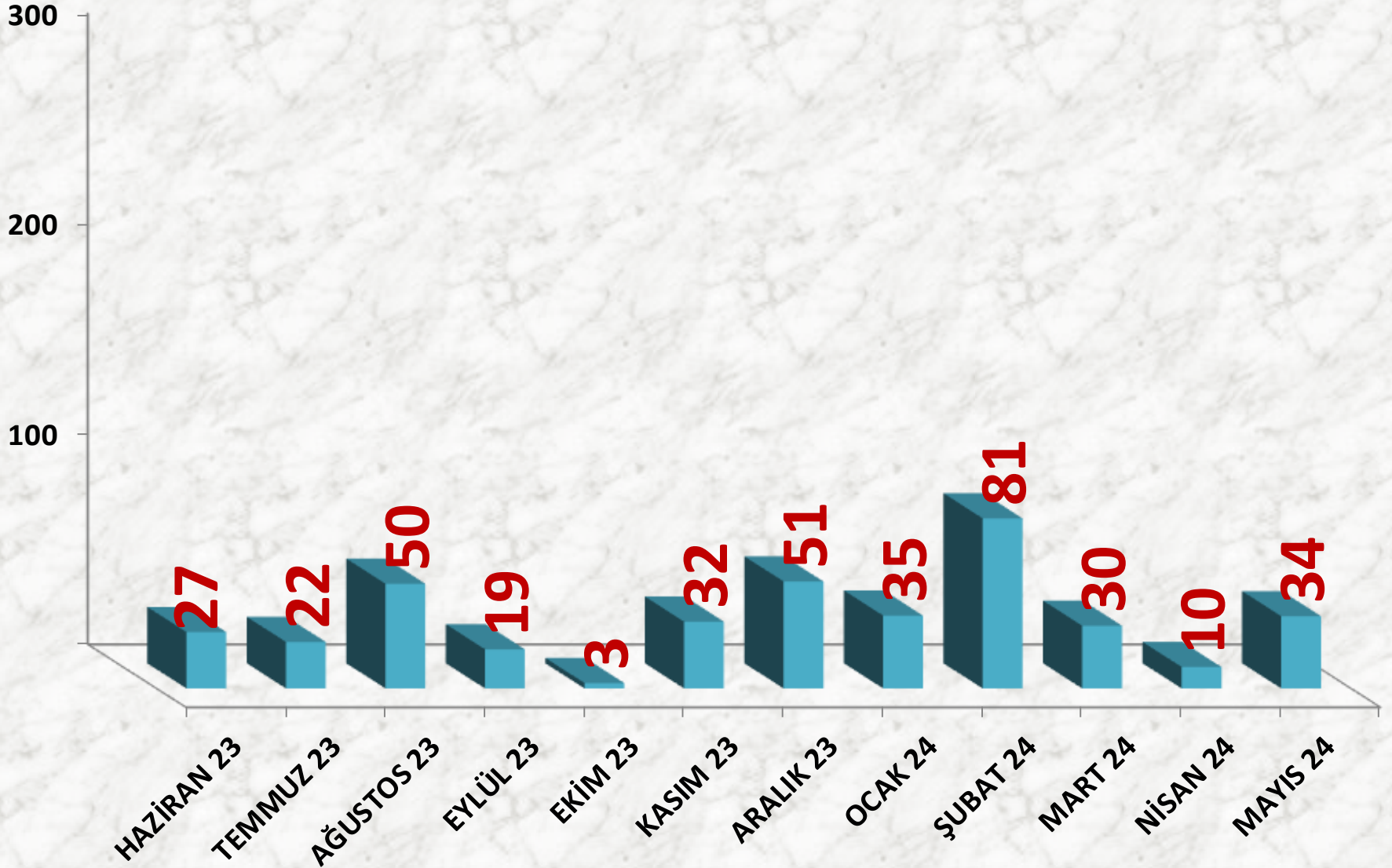
2023 MAYIS

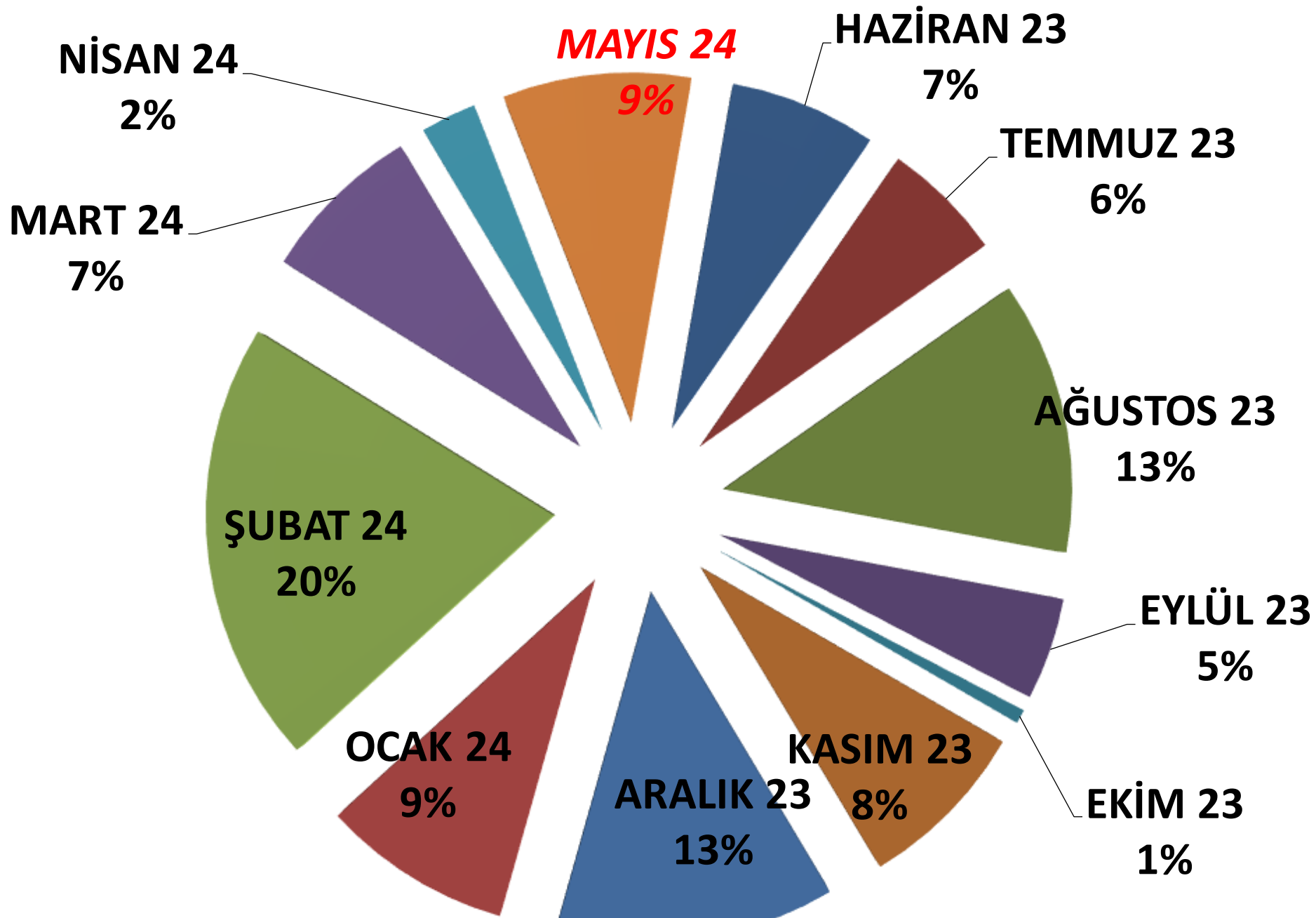
SARI LEBLEBİ	3.308 kg.
BEYAZ LEBLEBİ	14.464 kg.
KAPLAMALI LEBLEBİ	572 kg.
KIRIK LEBLEBİ	-
LEBLEBİ UNU	-
LEBLEBİ KALBURALTI	-
TOPLAM	18.344 kg.

2024 MAYIS

SARI LEBLEBİ	28.436 kg.
BEYAZ LEBLEBİ	2.528 kg.
KAPLAMALI LEBLEBİ	3.372 kg.
KIRIK LEBLEBİ	-
LEBLEBİ UNU	-
LEBLEBİ KALBURALTI	-
TOPLAM	34.336 kg.

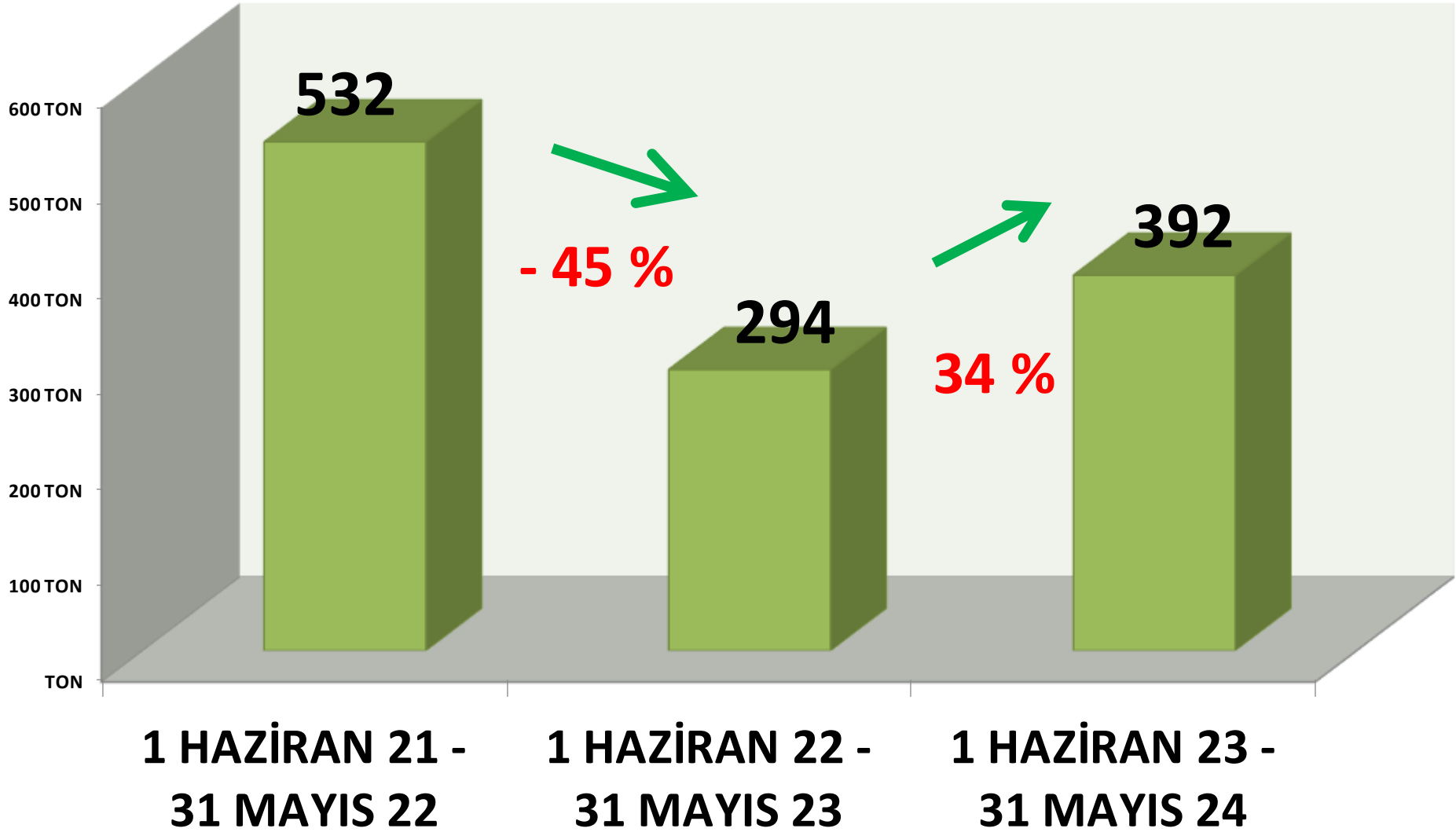
Leblebi İhracat (Ton)





AYLIK LEBLEBİ İHR. İŞLEM MİKTARI ORANLARI

YILLIK TOPLAM LEBLEBİ İHRACAT MİKTARI (TON)



AYÇEKİRDEĞİ

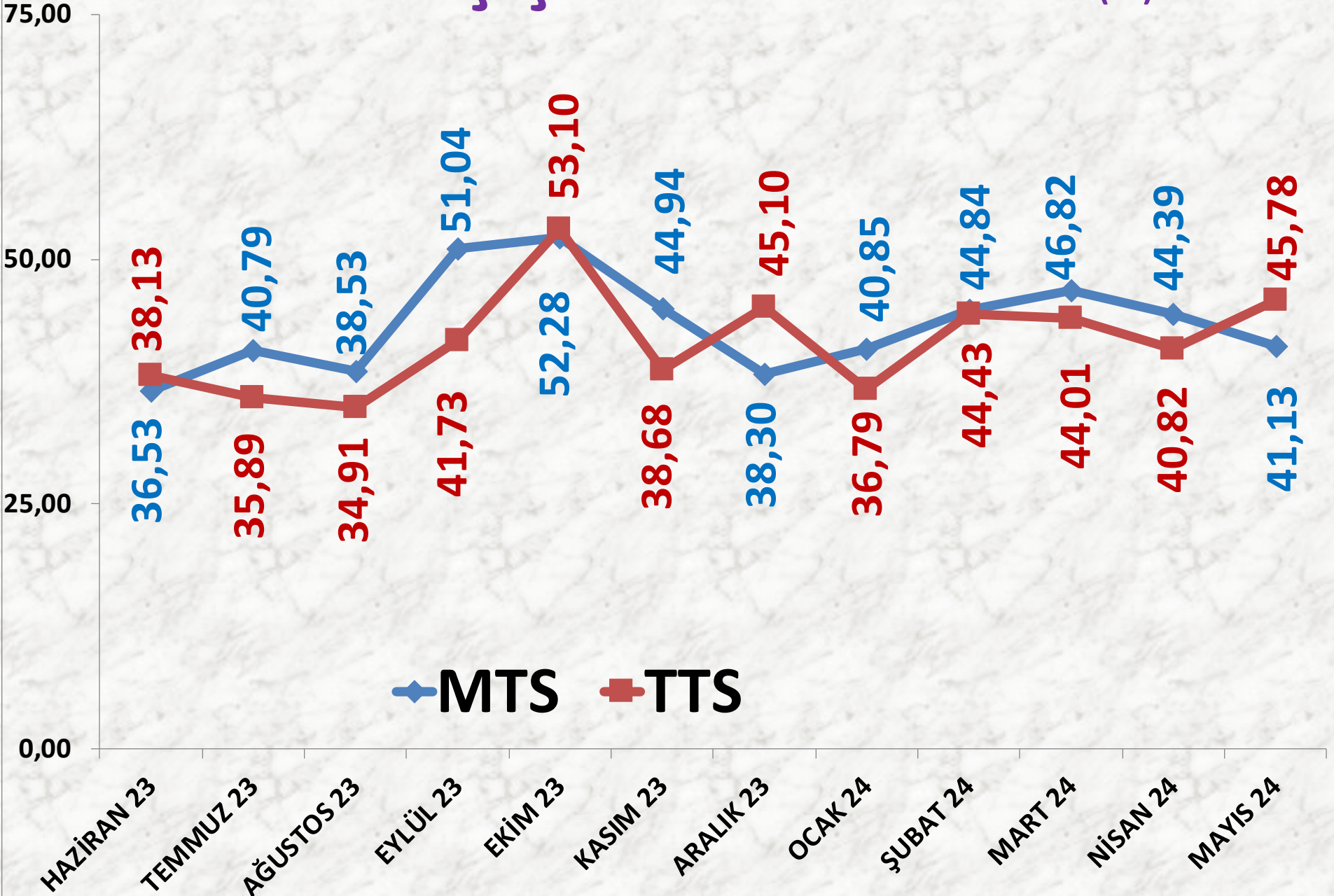
İŞLEM MİKTARI TON	2022 MAYIS	2023 MAYIS		2024 MAYIS	
MTS	1.675 TON	-37%	1.051 TON	-15%	895 TON
TTS	1.503 TON	-59%	621 TON	-5%	591 TON

EN AZ FİYAT	2022 MAYIS	2023 MAYIS		2024 MAYIS	
MTS	7,02 TL	195%	20,73 TL	-9%	18,85 TL
TTS	9,00 TL	211%	28,00 TL	-4%	27,00 TL

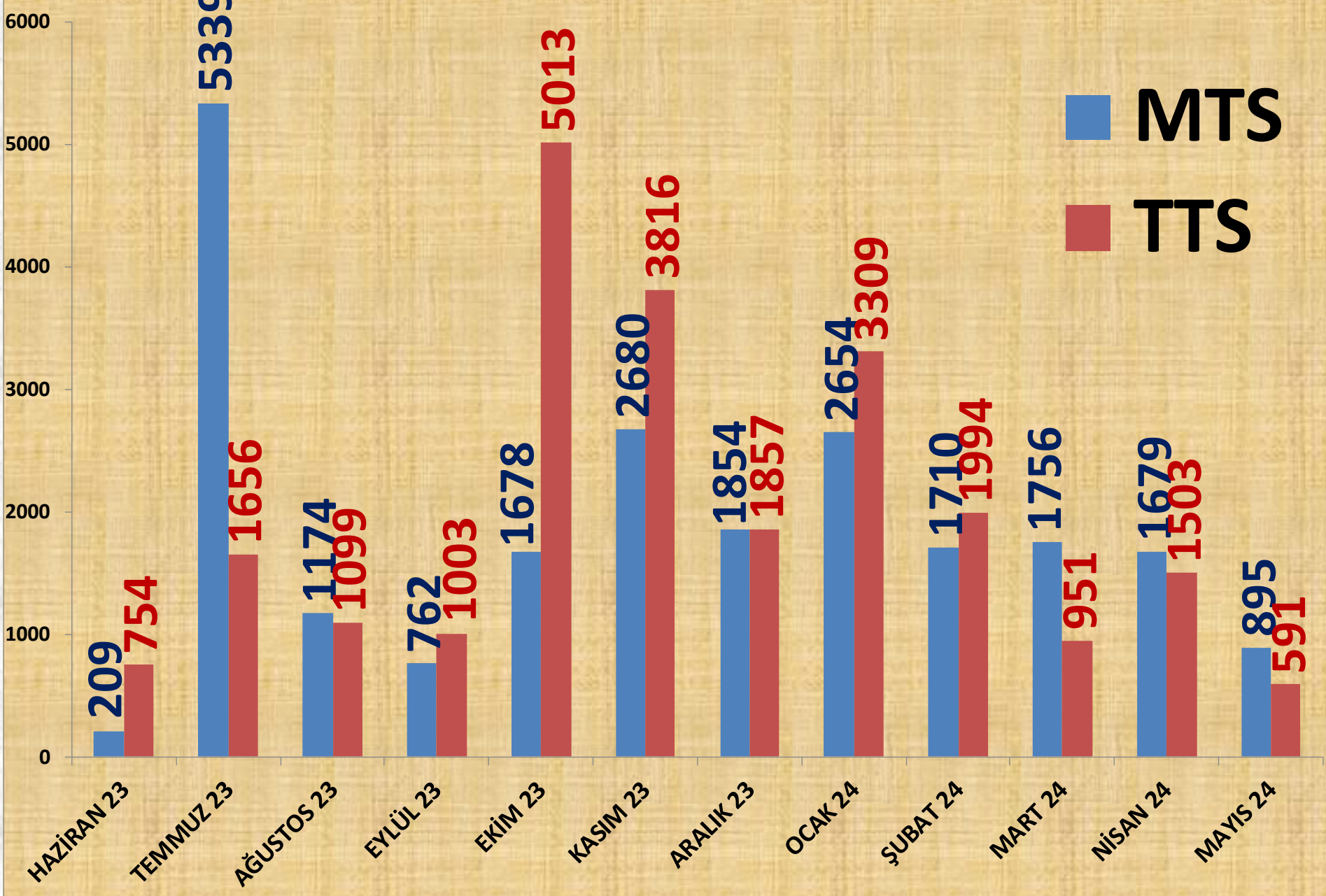
EN ÇOK FİYAT	2022 MAYIS	2023 MAYIS		2024 MAYIS	
MTS	17,24 TL	162%	45,09 TL	33%	60,00 TL
TTS	26,00 TL	140%	62,33 TL	31%	81,82 TL

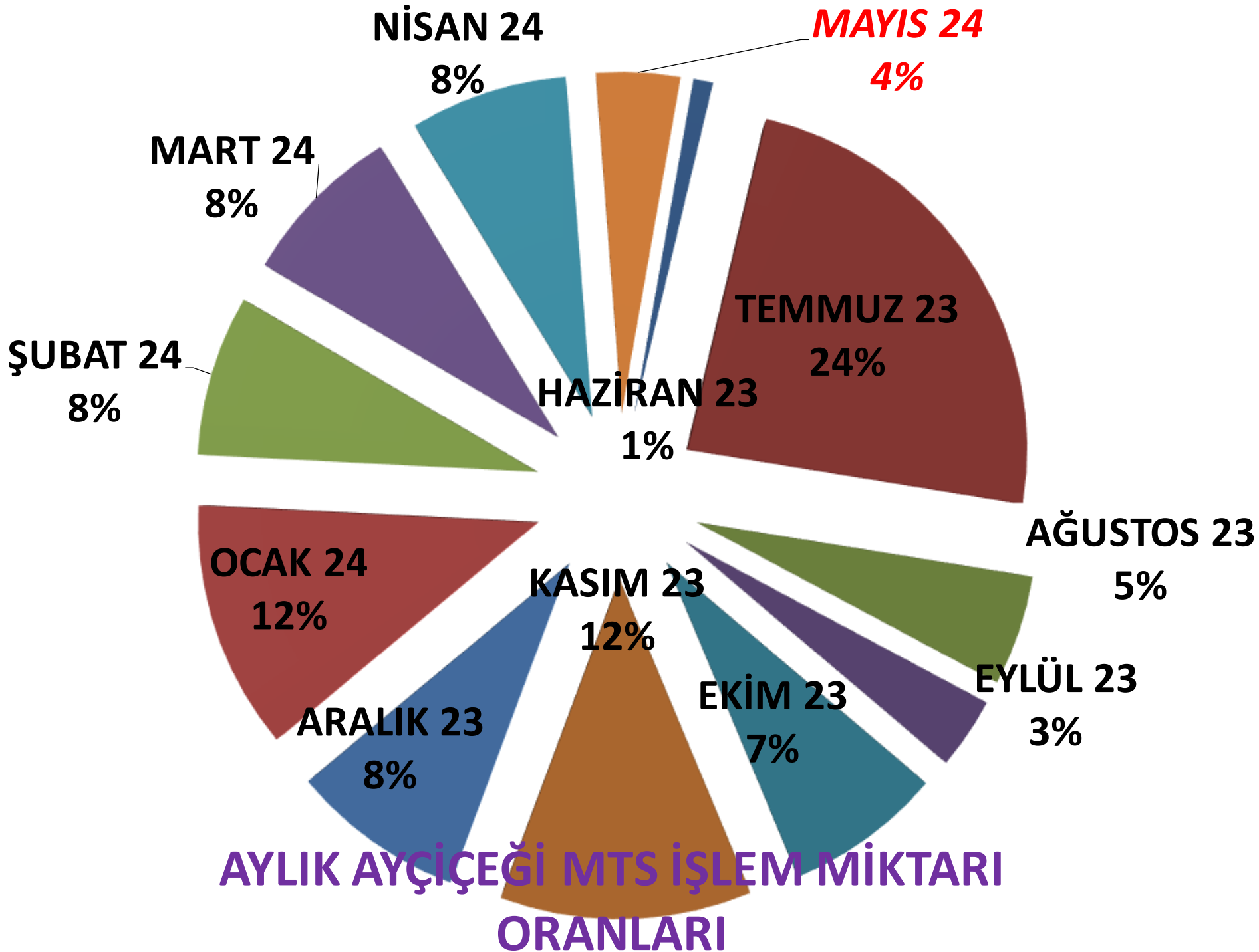
ORTALAMA FİYAT	2022 MAYIS	2023 MAYIS		2024 MAYIS	
MTS	12,62 TL	205%	38,49 TL	7%	41,13 TL
TTS	15,54 TL	167%	41,53 TL	10%	45,78 TL

AYLIK AYÇİÇEĞİ FİYAT TRENDİ (TL)



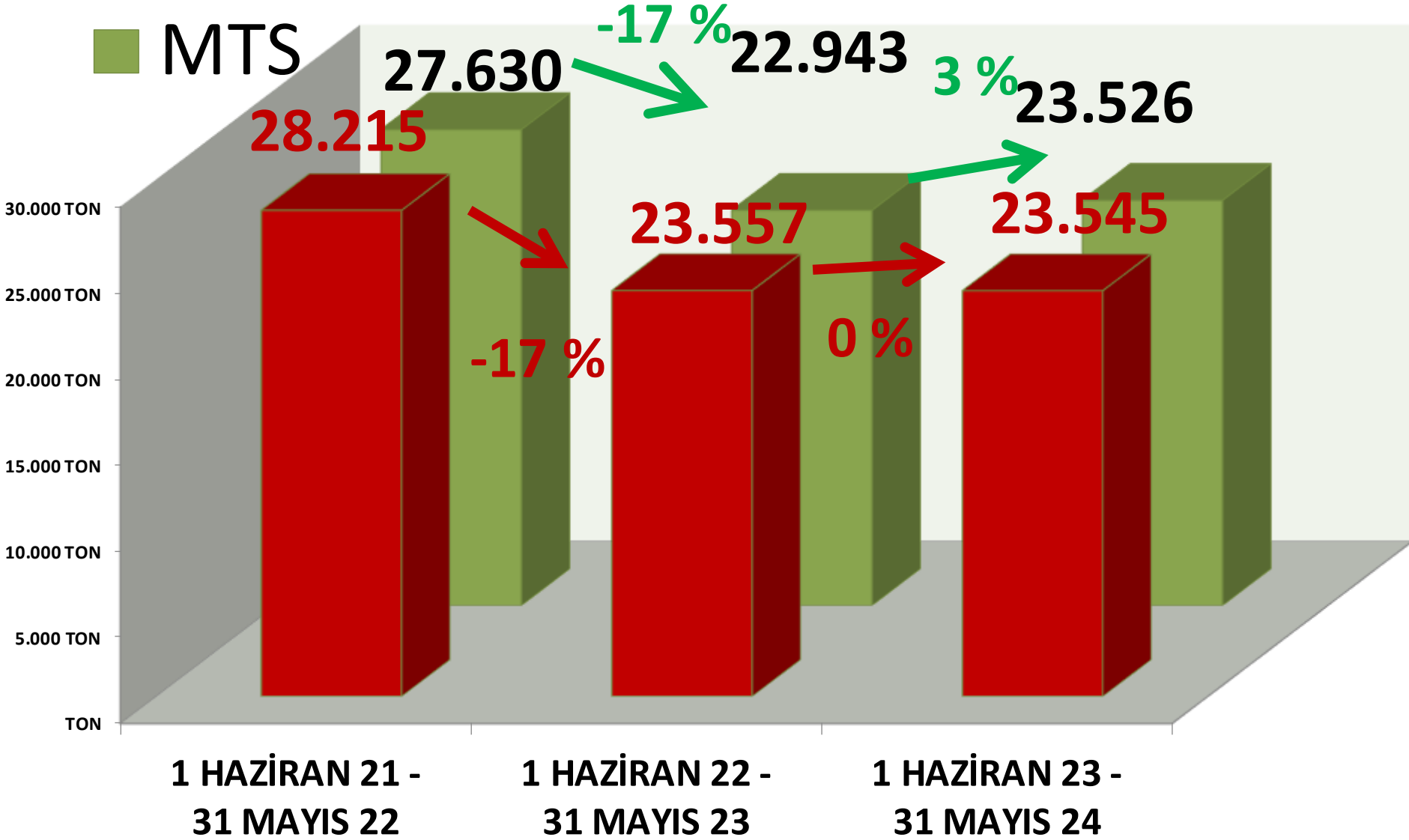
AYLIK AYÇİÇEĞİ İŞLEM MİKTARI (TON)





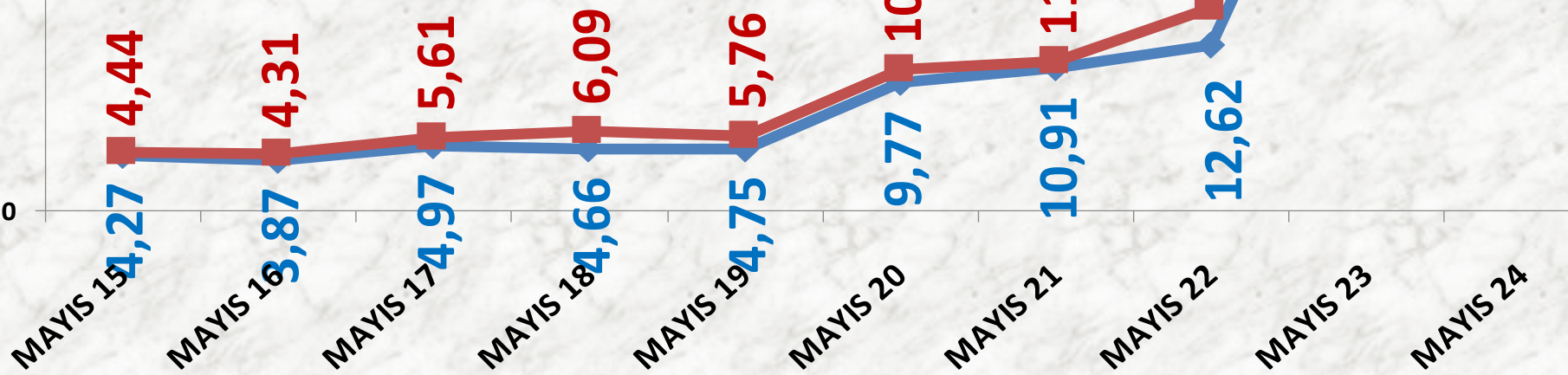
■ TTS YILLIK AYÇİÇEĞİ İŞLEM MİKTARI (TON)

■ MTS




MAYIS AYLARI AYÇİÇEĞİ FİYAT TRENDİ (TL)

◆ MTS
■ TTS

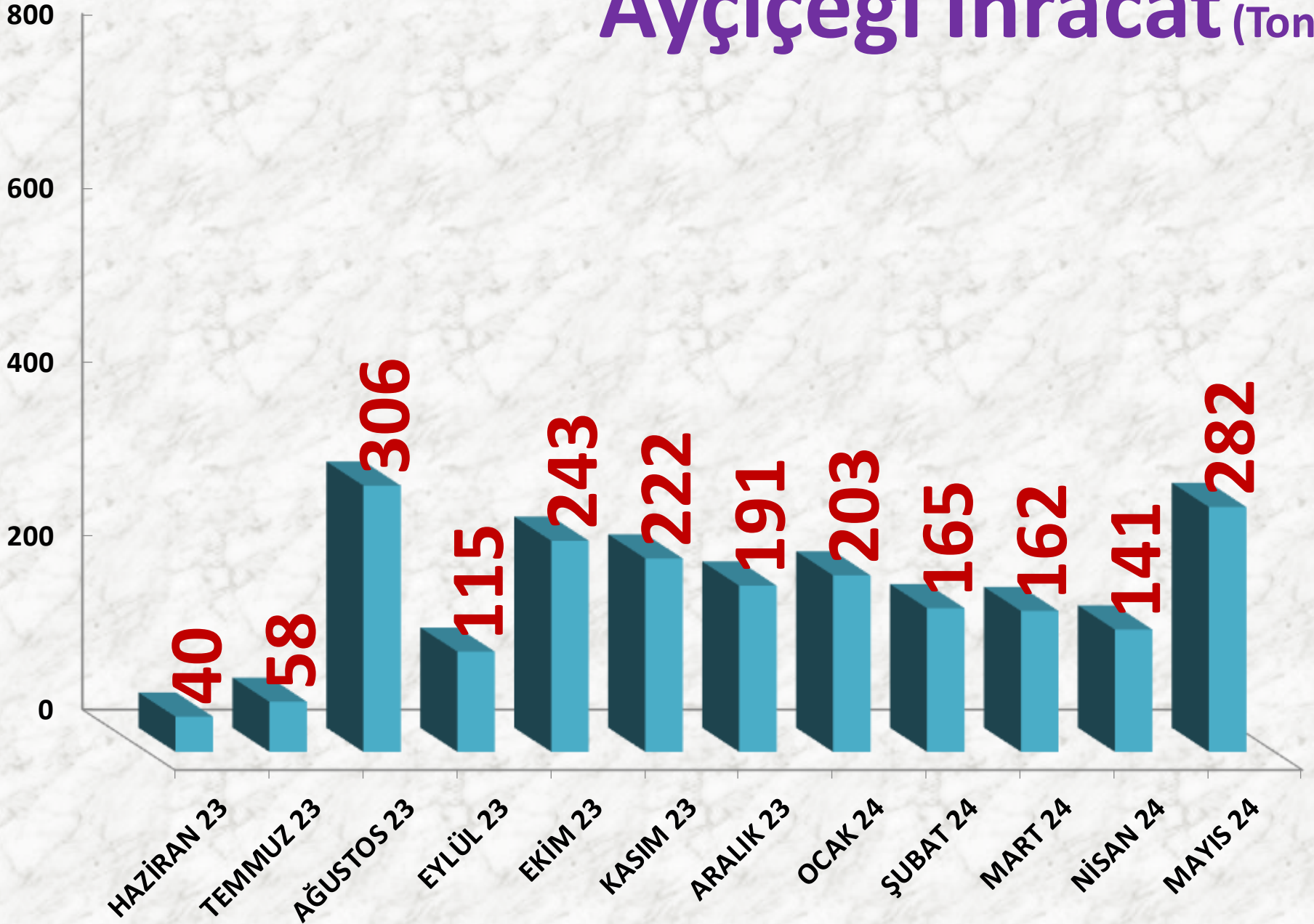


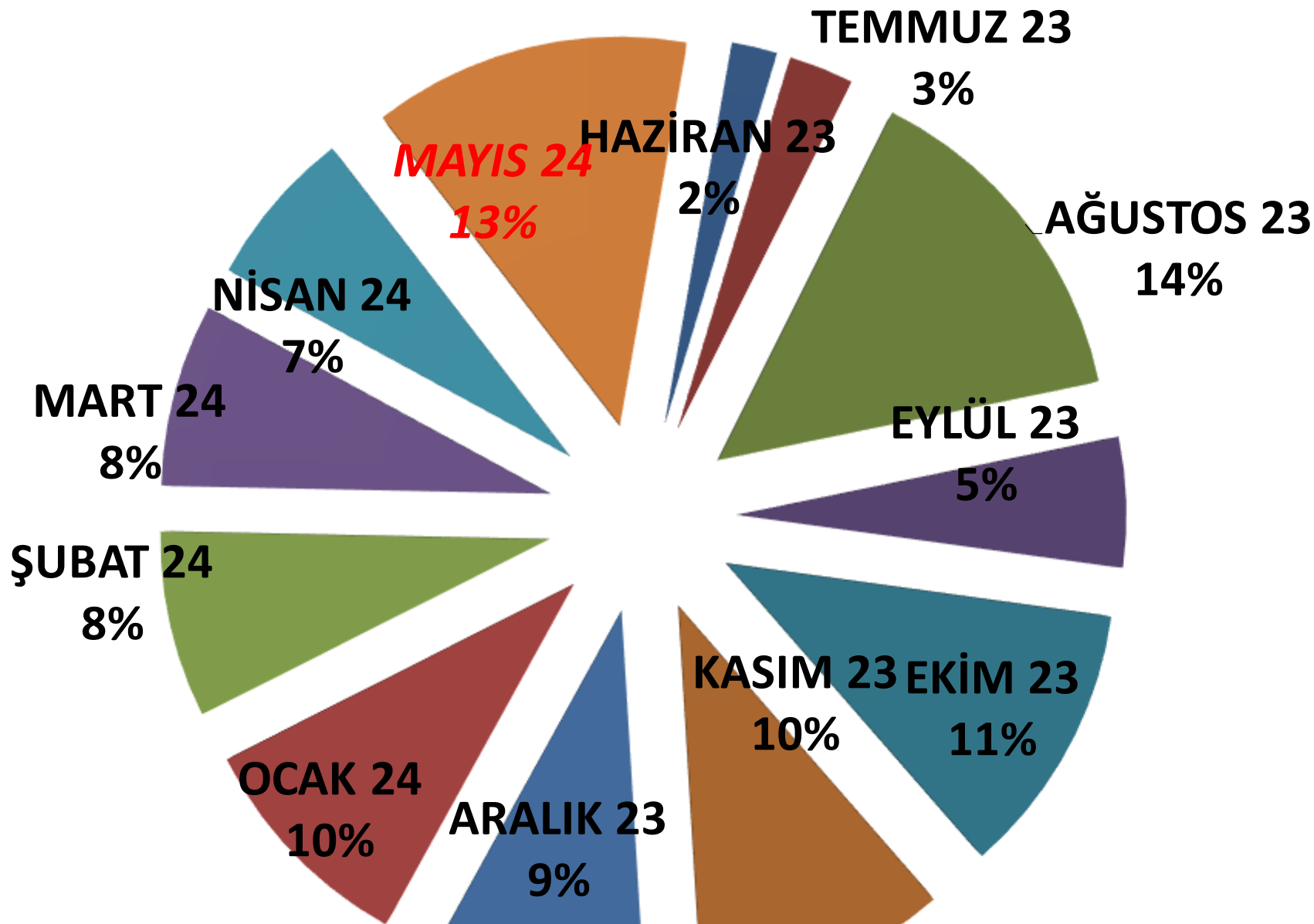
AYÇEKİRDEĞİ İHRACATI

	2022 MAYIS	2023 MAYIS		2024 MAYIS	
İHRACAT	22 TON	975%	237 TON	19%	282 TON



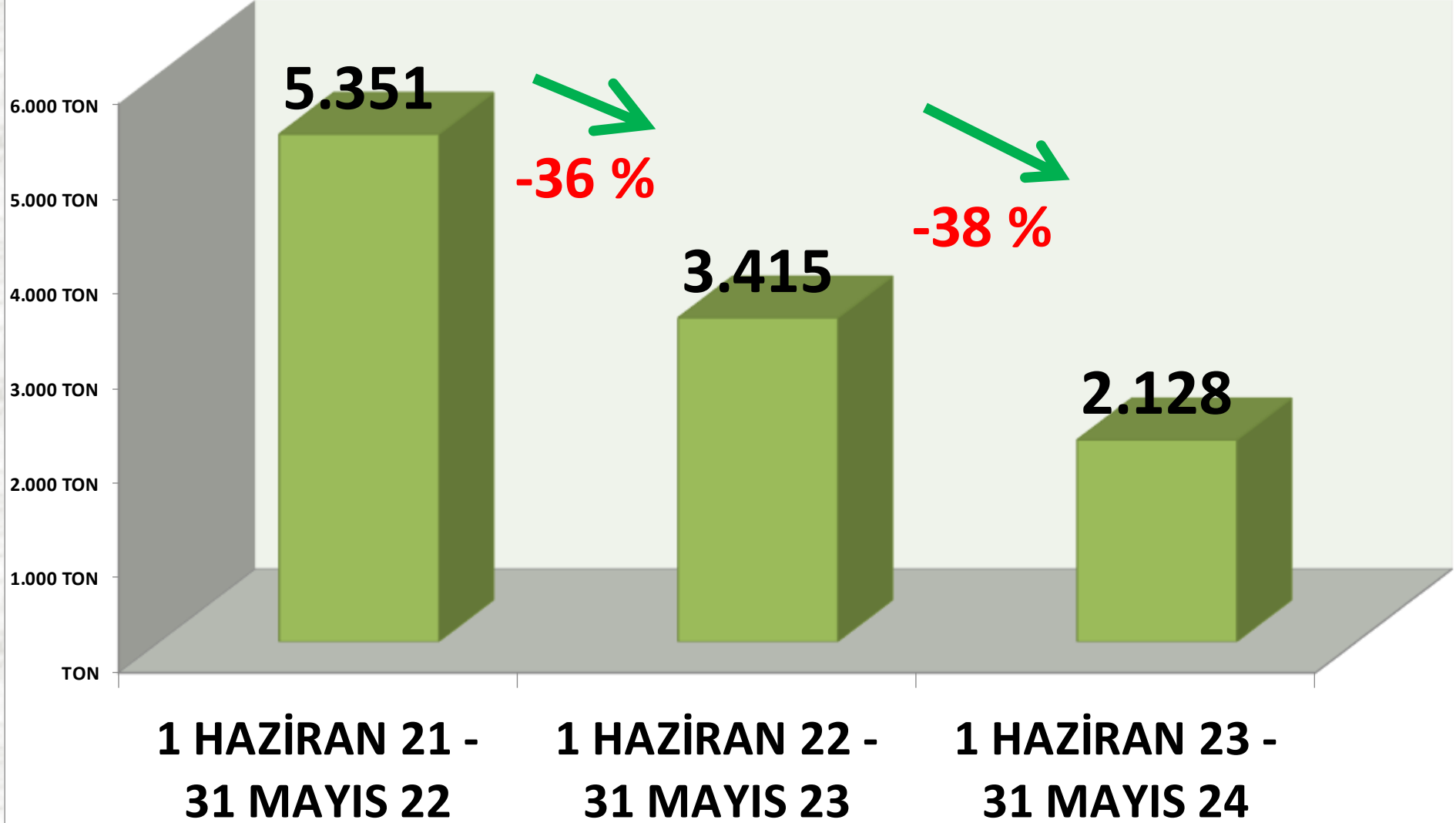
Ayçiçeği İhracat (Ton)





**AYLIK AYÇİÇEĞİ İHR. İŞLEM MİKTARI
ORANLARI**

YILLIK TOPLAM AYÇİÇEĞİ İHRACAT MİKTARI (TON)



SÜT

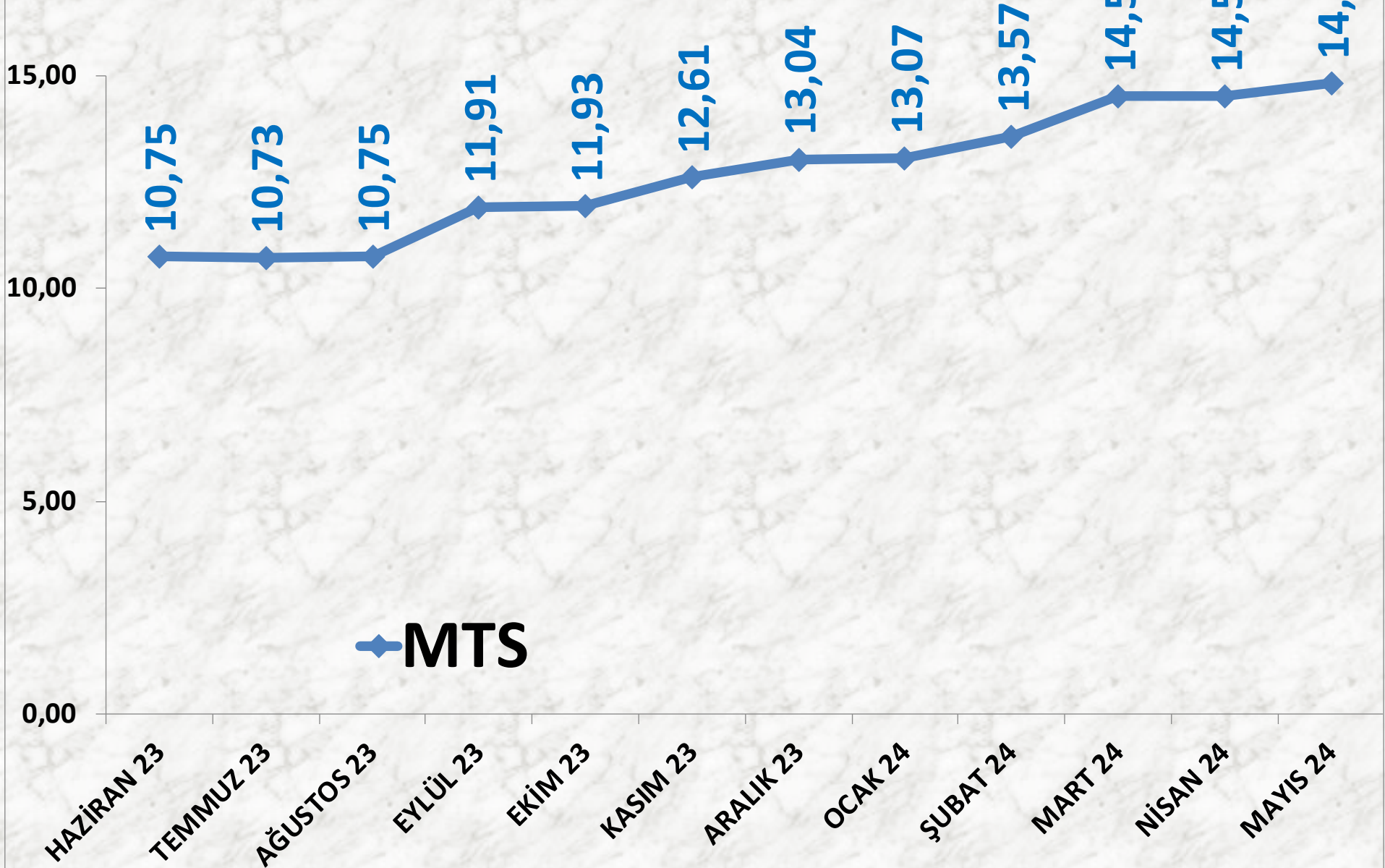
İŞLEM MİKTARI (M ³)	2022 MAYIS		2023 MAYIS		2024 MAYIS	
	MTS	29.883 M ³	-1%	29.533 M ³	14%	33.809 M ³


EN AZ FİYAT	2022 MAYIS		2023 MAYIS		2024 MAYIS	
	MTS	4,50 TL	100%	9,00 TL	0%	9,00 TL

EN ÇOK FİYAT	2022 MAYIS		2023 MAYIS		2024 MAYIS	
	MTS	6,85 TL	73%	11,87 TL	85%	21,95 TL

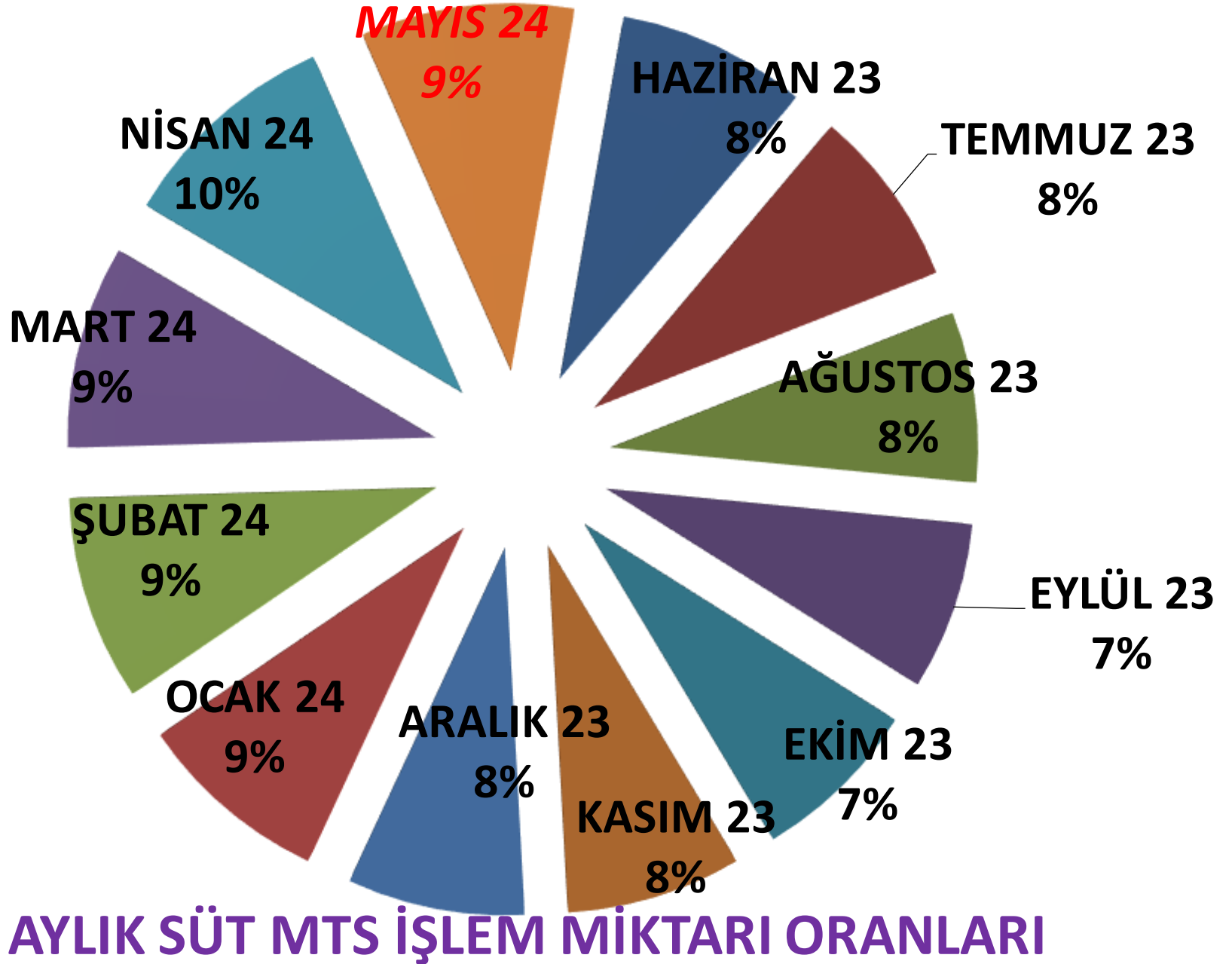
ORTALAMA FİYAT	2022 MAYIS		2023 MAYIS		2024 MAYIS	
	MTS	5,49 TL	95%	10,74 TL	38%	14,83 TL

AYLIK İNEK SÜTÜ FİYAT TRENDİ_(TL)

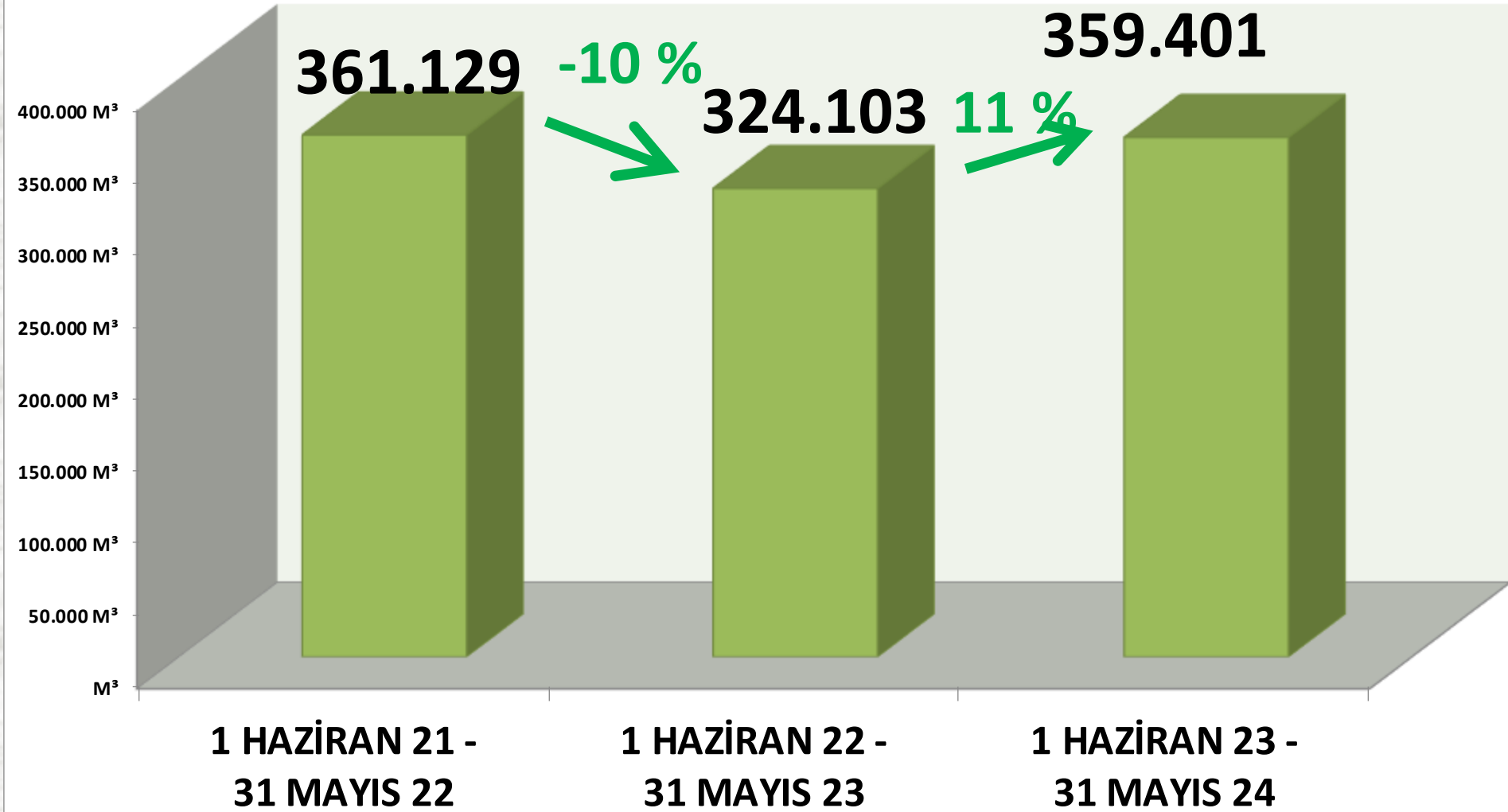




AYLIK SÜT İŞLEM MİKTARI (M³)



YILLIK İNEK SÜTÜ İŞLEM MİKTARI (TON)



BEYAZ HAŞHAŞ

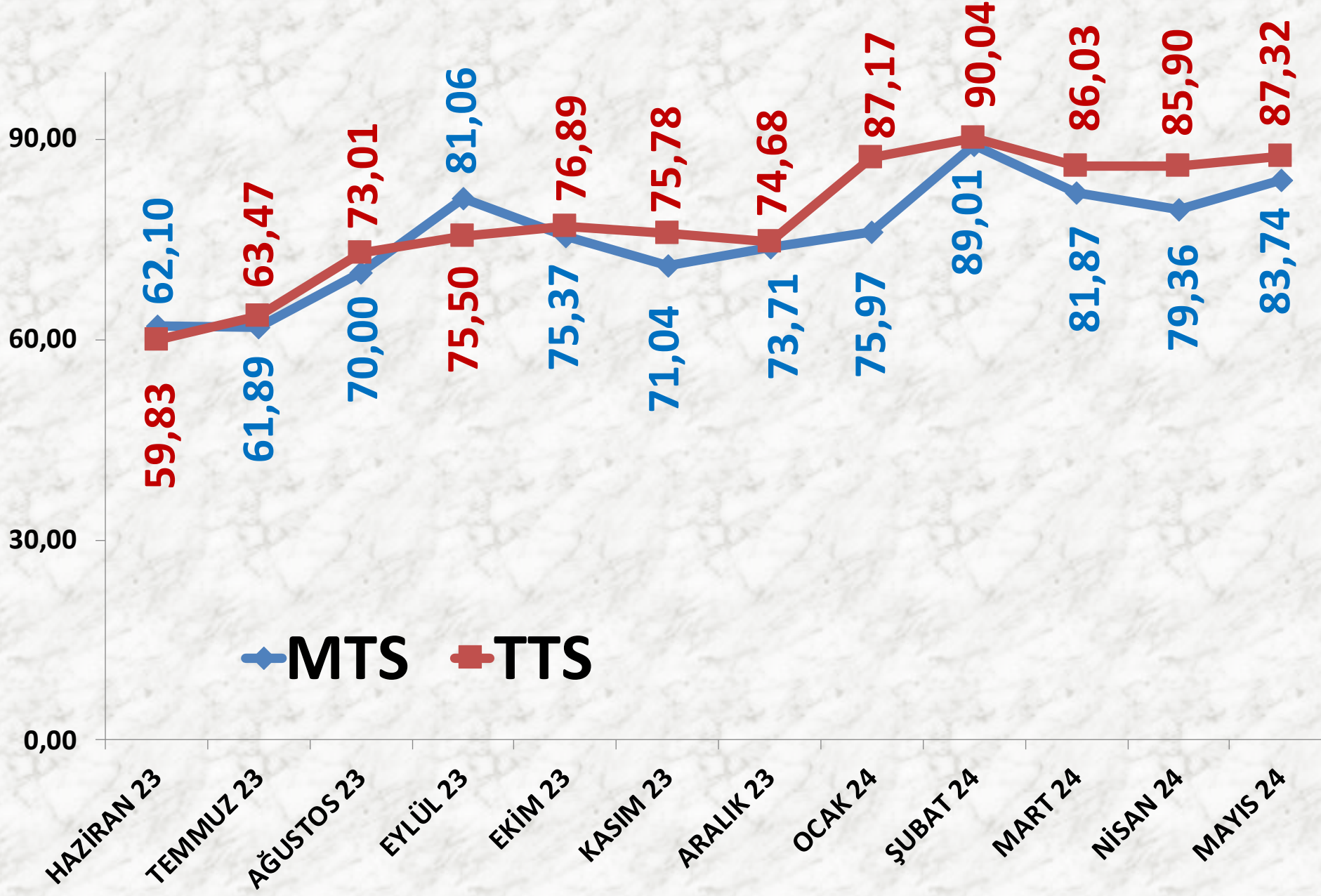
İŞLEM MİKTARI TON	2022 MAYIS	2023 MAYIS		2024 MAYIS	
MTS	0	-	15 TON	508%	93 TON
TTS	77 TON	-42%	45 TON	81%	81 TON

EN AZ FİYAT	2022 MAYIS	2023 MAYIS		2024 MAYIS	
MTS	-	-	54,65 TL	51%	82,40 TL
TTS	27,00 TL	113%	57,60 TL	51%	86,70 TL

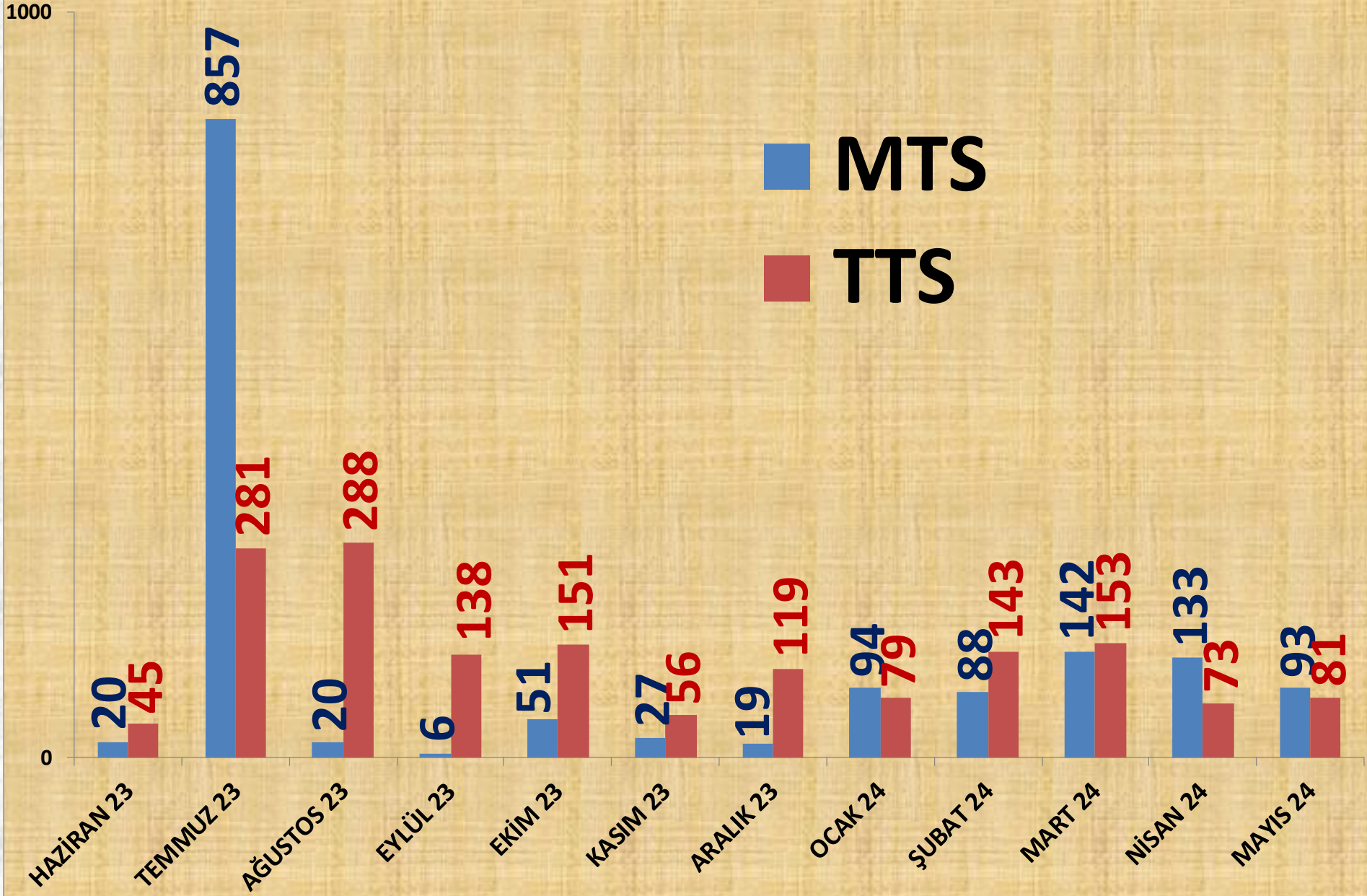
EN ÇOK FİYAT	2022 MAYIS	2023 MAYIS		2024 MAYIS	
MTS	-	-	71,53 TL	40%	100,00 TL
TTS	61,90 TL	28%	79,38 TL	70%	135,00 TL

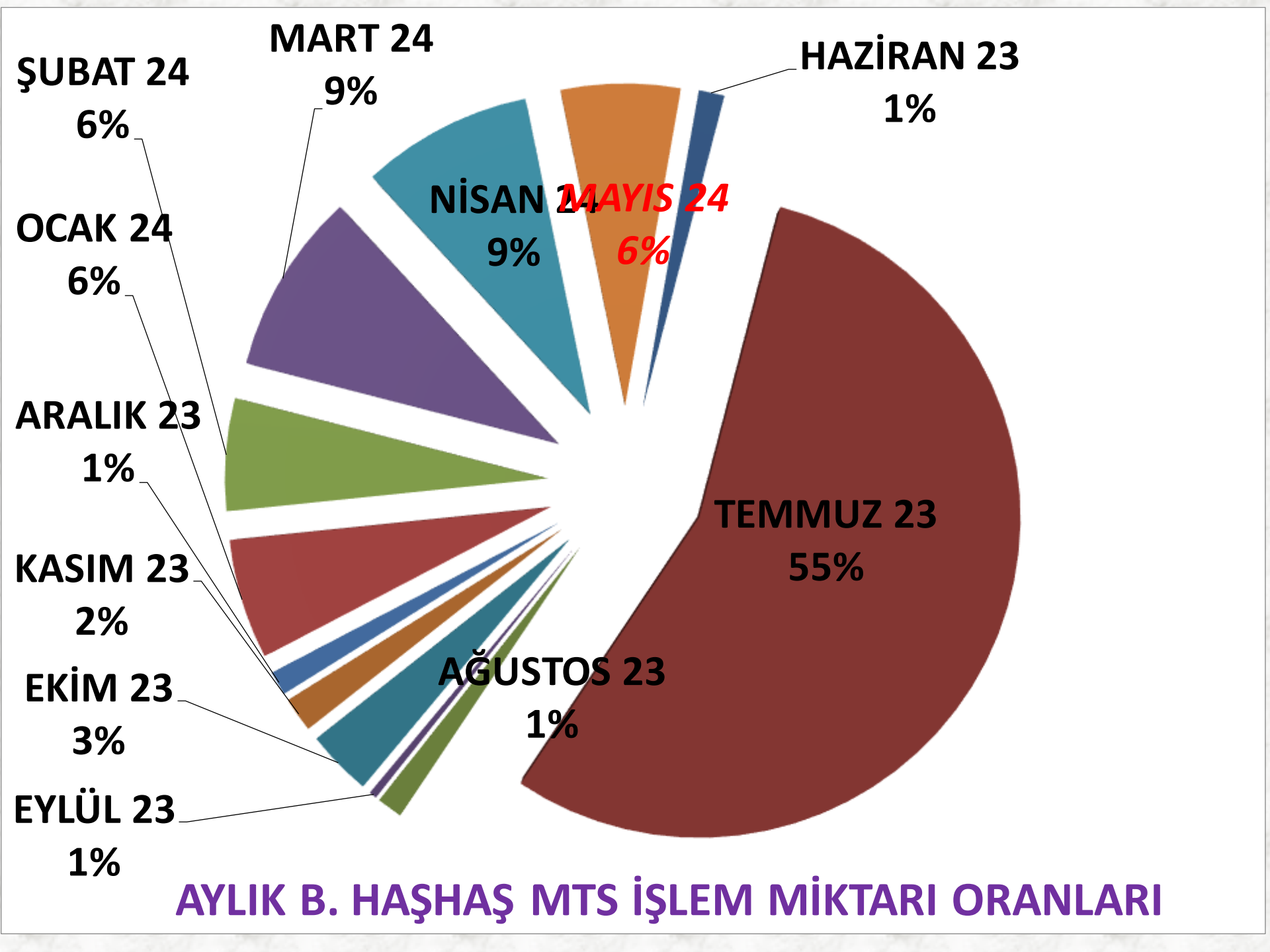
ORTALAMA FİYAT	2022 MAYIS	2023 MAYIS		2024 MAYIS	
MTS	-	-	59,35 TL	41%	83,74 TL
TTS	52,24 TL	13%	58,92 TL	48%	87,32 TL

AYLIK B. HAŞHAŞ FİYAT TRENDİ (TL)



AYLIK B. HAŞHAŞ İŞLEM MİKTARI (TON)

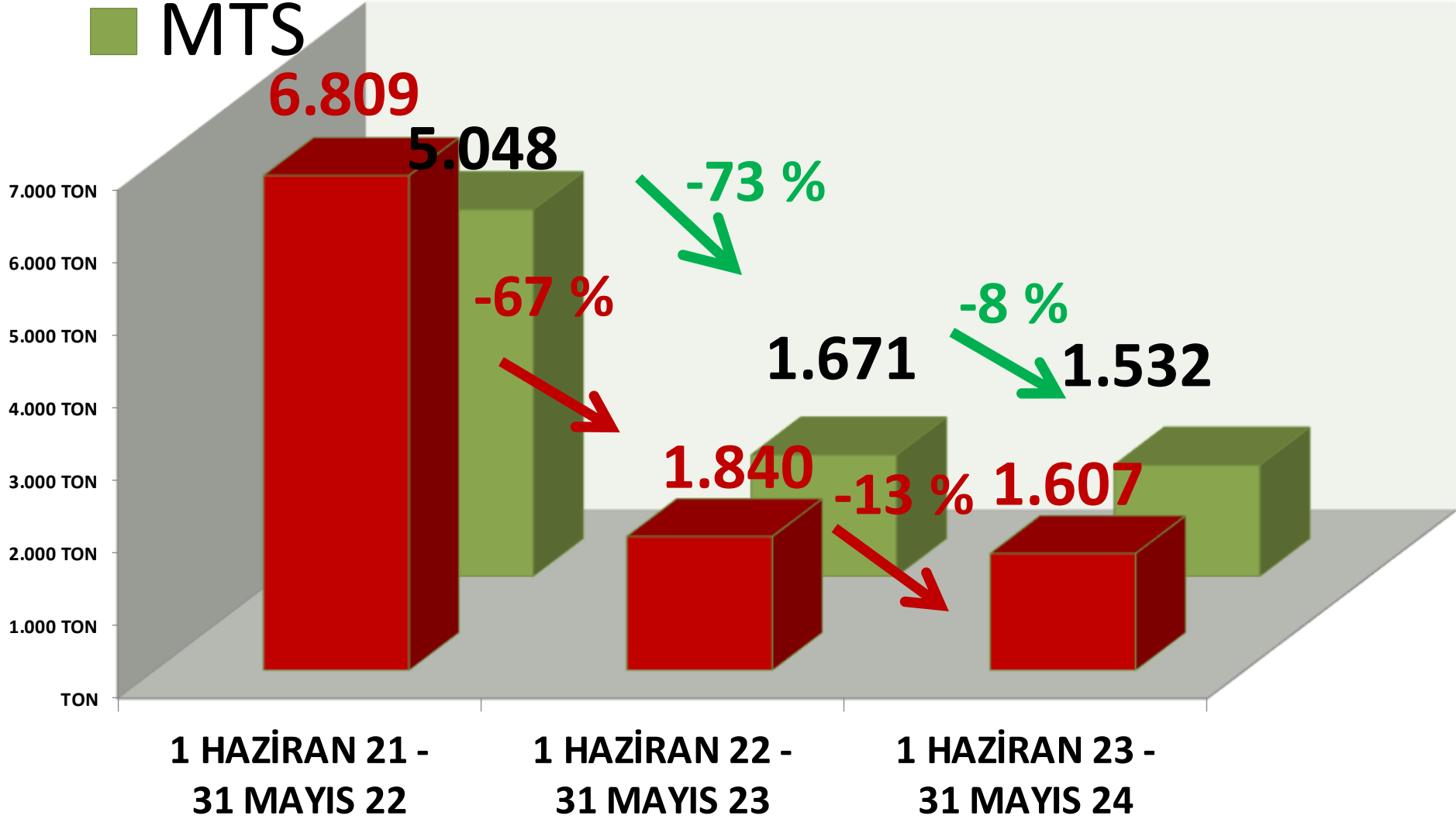




■ TTS

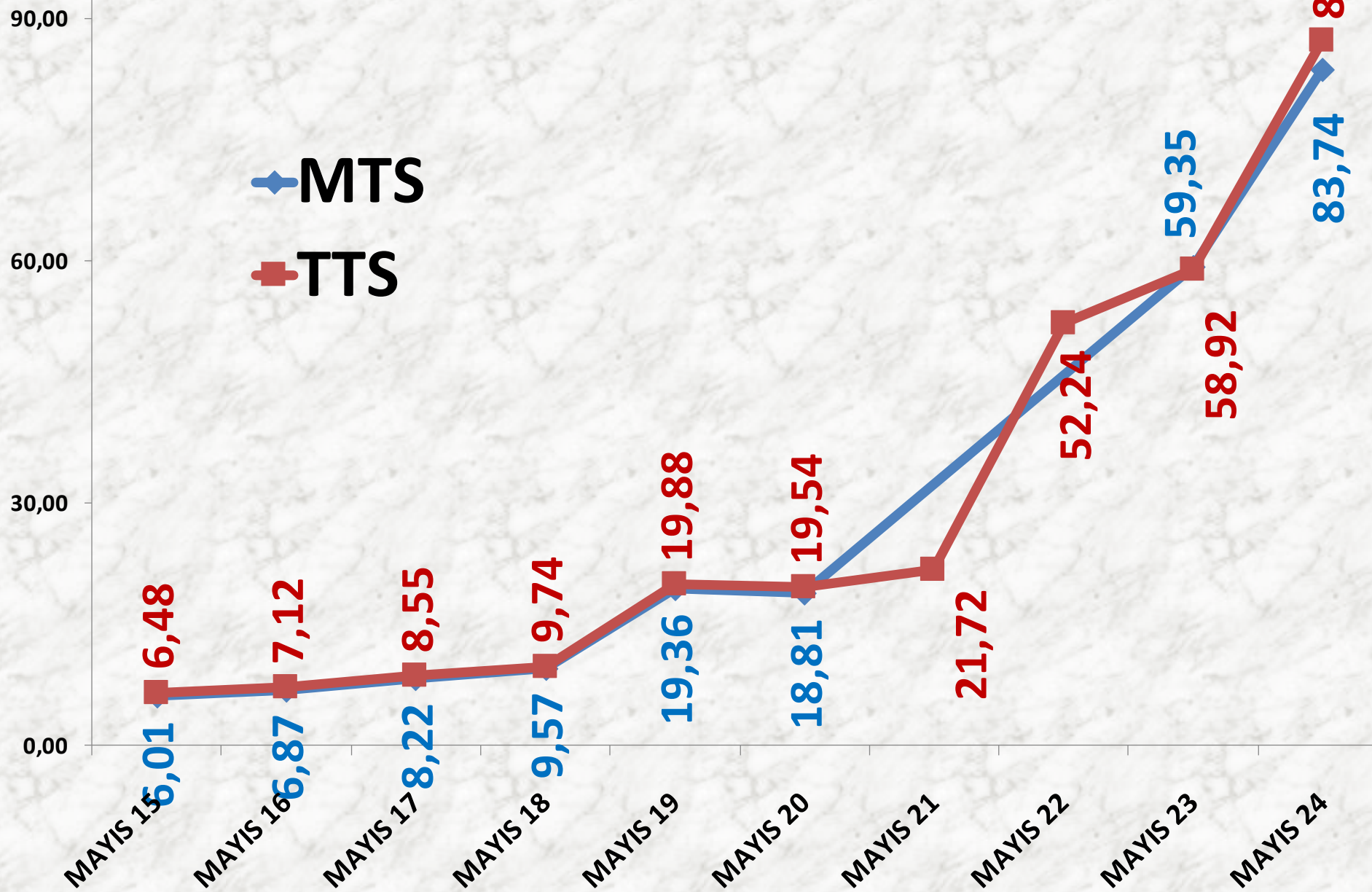
YILLIK B. HAŞHAŞ İŞLEM MİKTARI (TON)

■ MTS



MAYIS AYLARI B. HAŞHAŞ FİYAT TRENDİ (TL)

◆ MTS
■ TTS



MAVİ HAŞHAŞ

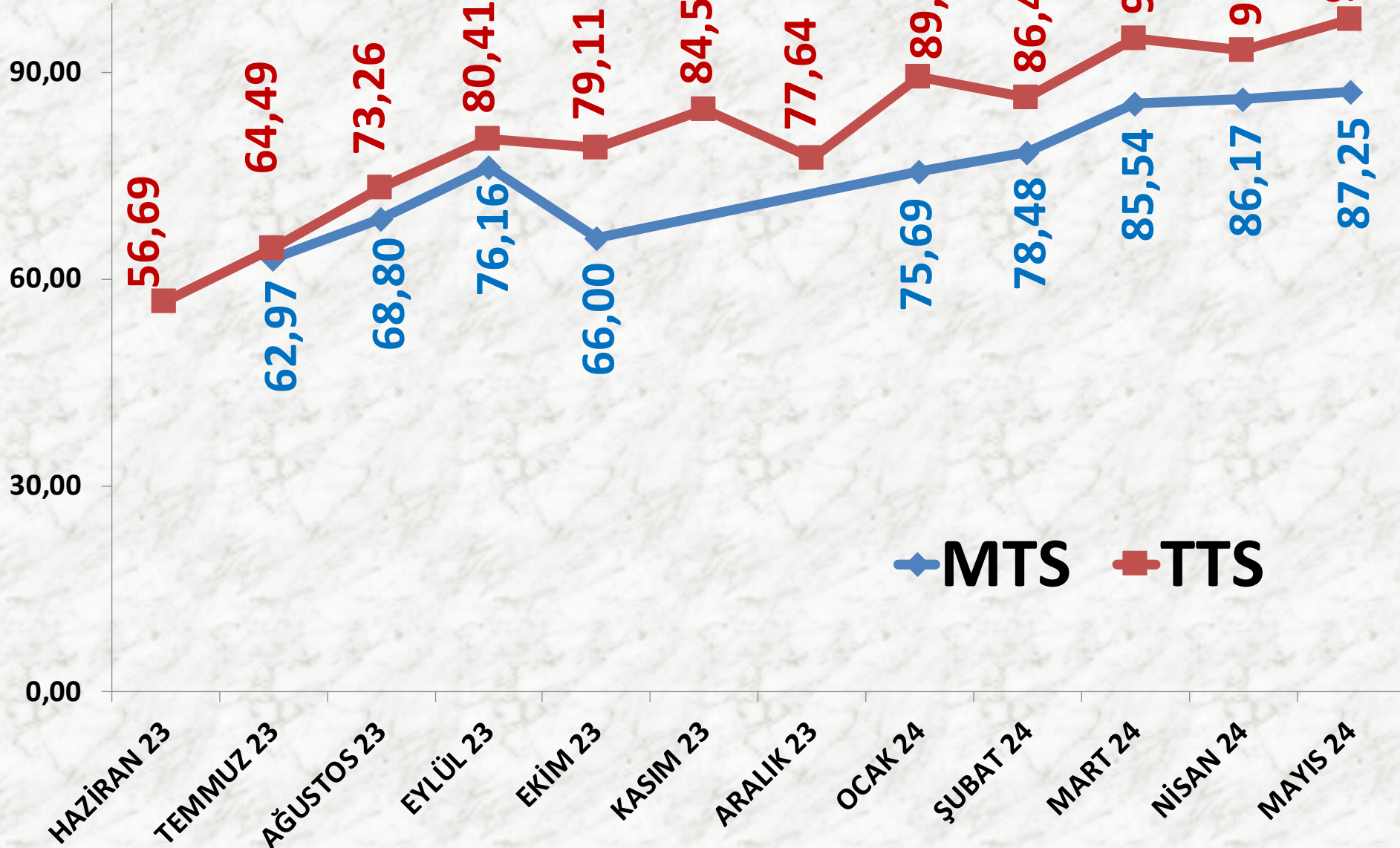
İŞLEM MİKTARI TON	2022 MAYIS	2023 MAYIS		2024 MAYIS	
MTS	TON	-	17 TON	407%	84 TON
TTS	112 TON	-45%	62 TON	19%	73 TON

EN AZ FİYAT	2022 MAYIS	2023 MAYIS		2024 MAYIS	
MTS	-	-	50,00 TL	72%	86,20 TL
TTS	23,31 TL	115%	50,00 TL	77%	88,50 TL

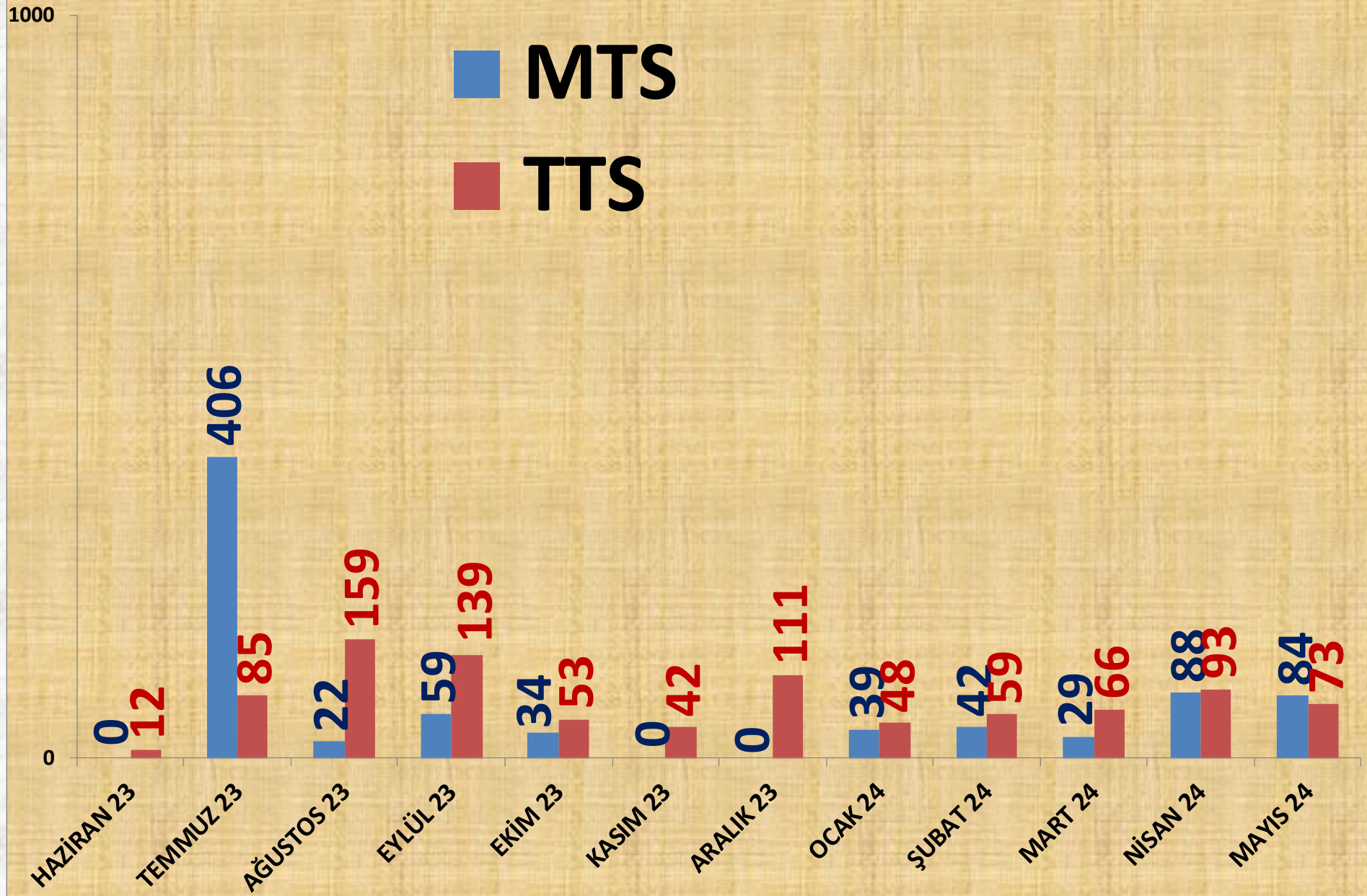
EN ÇOK FİYAT	2022 MAYIS	2023 MAYIS		2024 MAYIS	
MTS	-	-	50,00 TL	81%	90,25 TL
TTS	32,83 TL	104%	67,00 TL	87%	125,00 TL

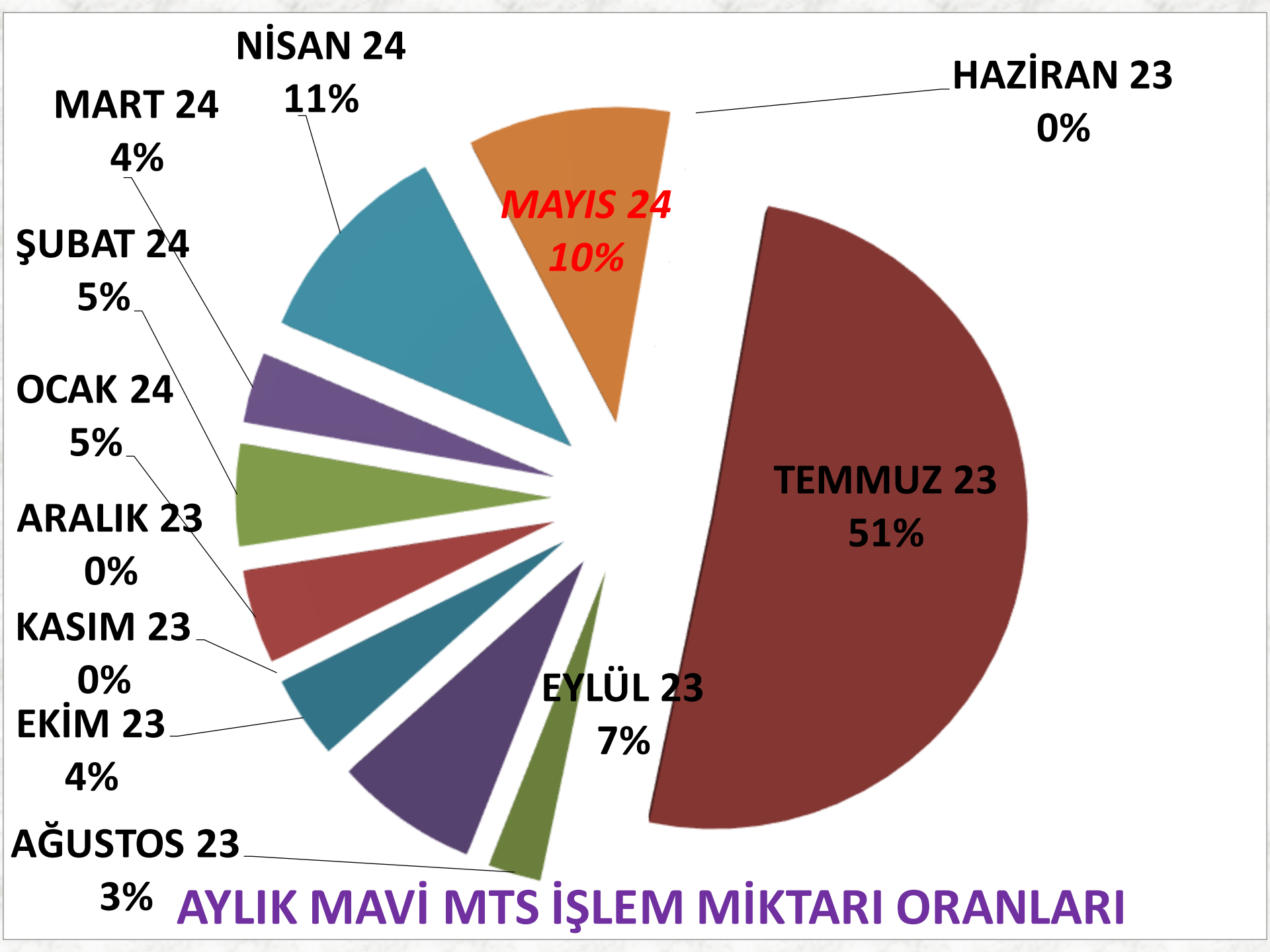
ORTALAMA FİYAT	2022 MAYIS	2023 MAYIS		2024 MAYIS	
MTS	-	-	50,00 TL	74%	87,25 TL
TTS	28,20 TL	85%	52,27 TL	87%	97,76 TL

AYLIK MAVİ HAŞHAŞ FİYAT TRENDİ (TL)



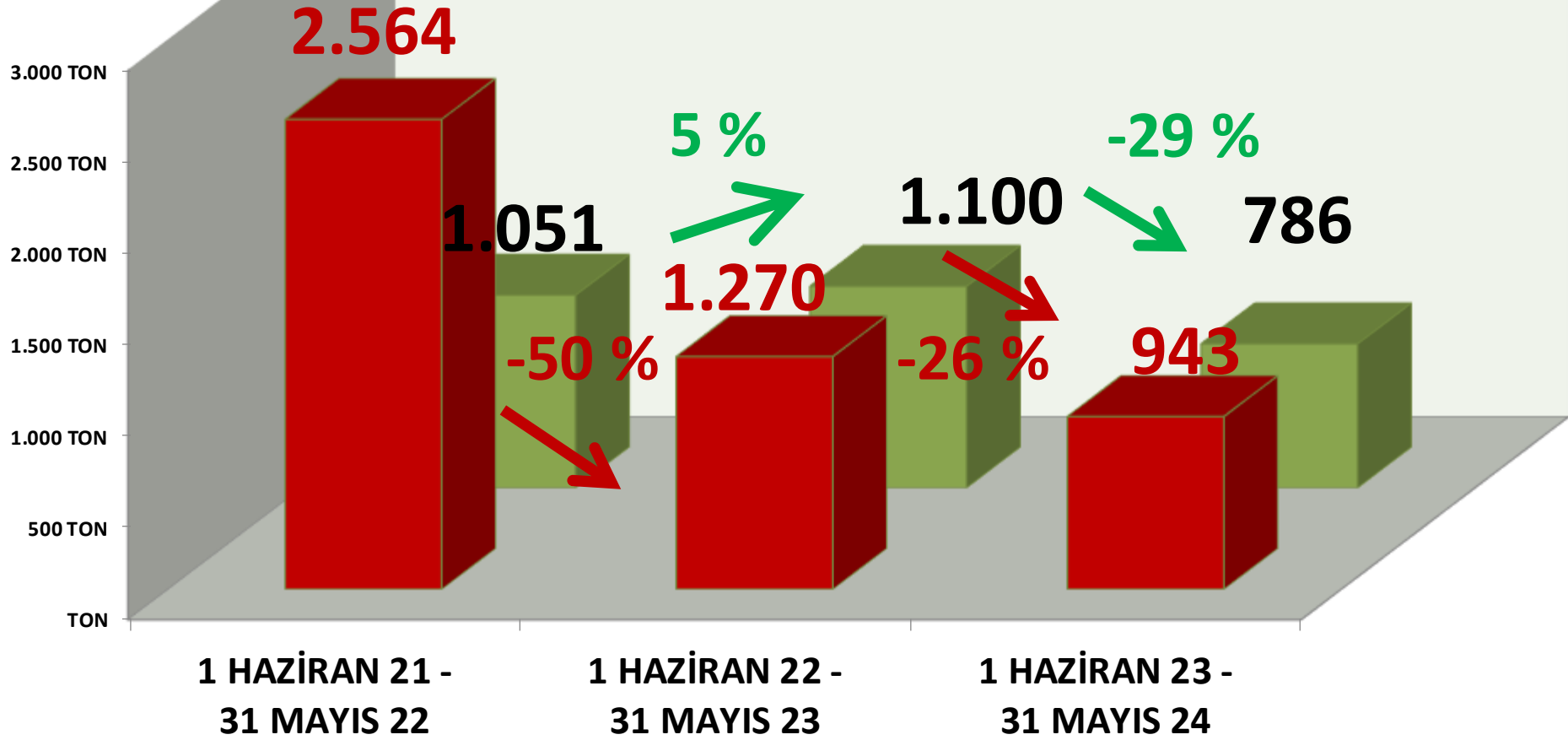
AYLIK MAVİ HAŞHAŞ İŞLEM MİKTARI (TON)





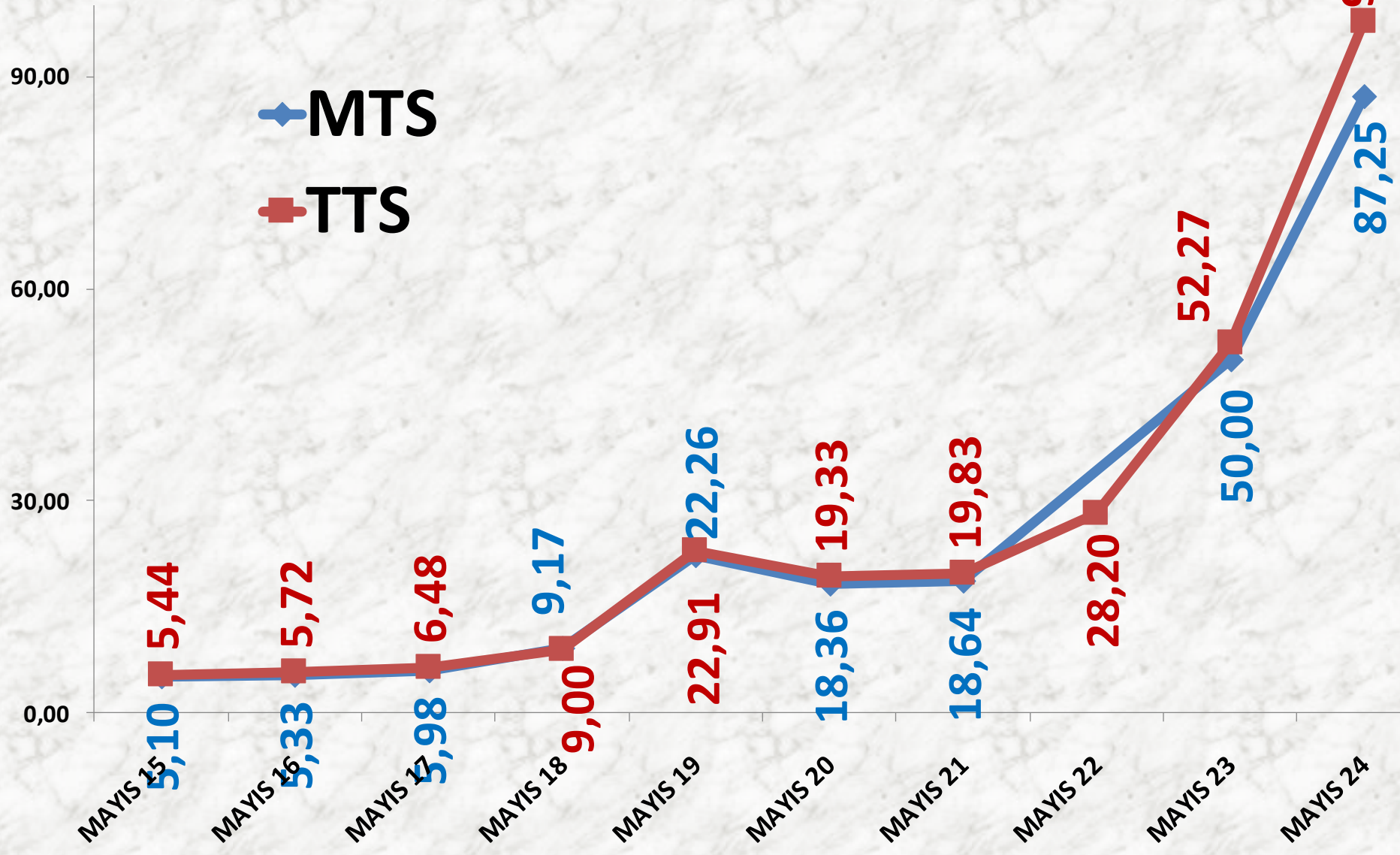
TTS YILLIK MAVİ HAŞHAŞ İŞLEM MİKTARI

■ MTS



MAYIS AYLARI MAVİ HAŞHAŞ FİYAT TRENDİ (TL)

◆ MTS
■ TTS



KÜTLÜ PAMUK

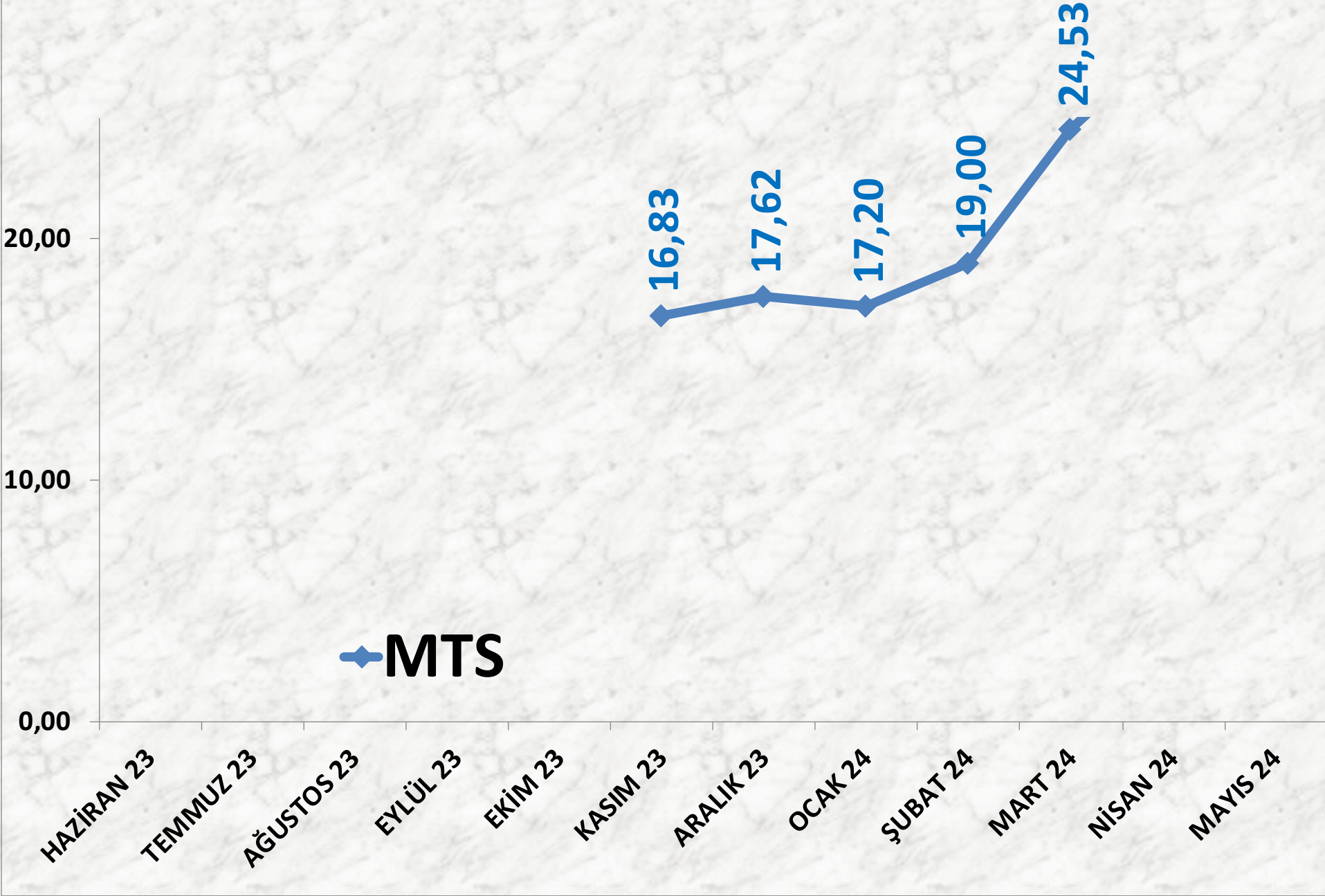
İŞLEM MİKTARI TON	2022 MAYIS	2023 MAYIS		2024 MAYIS	
MTS	0	-	0	-	0

EN AZ FİYAT	2022 MAYIS	2023 MAYIS		2024 MAYIS	
MTS	-	-	-	-	-

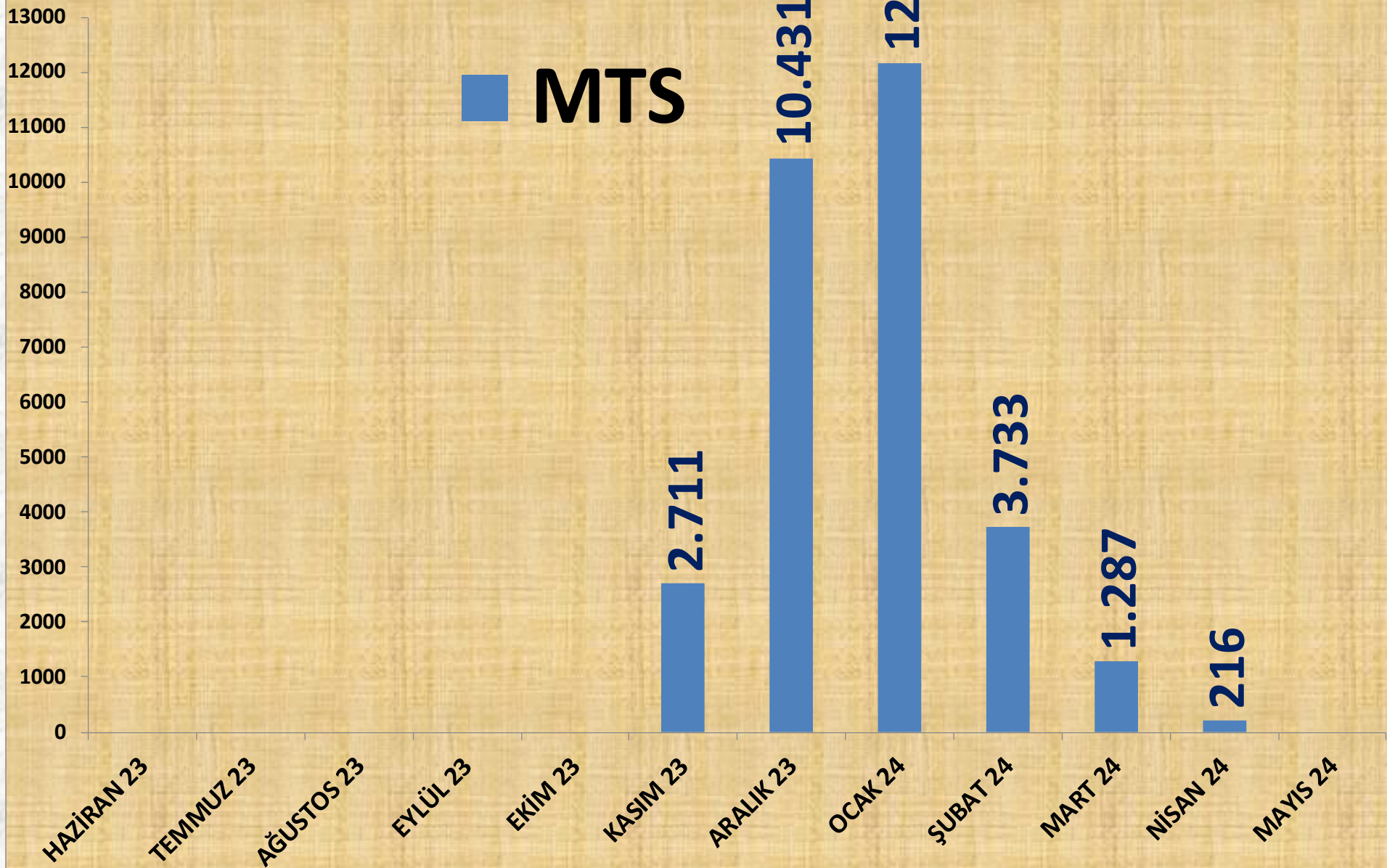
EN ÇOK FİYAT	2022 MAYIS	2023 MAYIS		2024 MAYIS	
MTS	-	-	-	-	-

ORTALAMA FİYAT	2022 MAYIS	2023 MAYIS		2024 MAYIS	
MTS	-	-	-	-	-

AYLIK KÜTLÜ PAMUK FİYAT TRENDİ (TL)



AYLIK KÜTLÜ PAMUK İŞLEM MİKTARI (TON)



ŞUBAT 24 NİSAN 24

12%

1%

MART 24

4%

MAYIS 24

0%

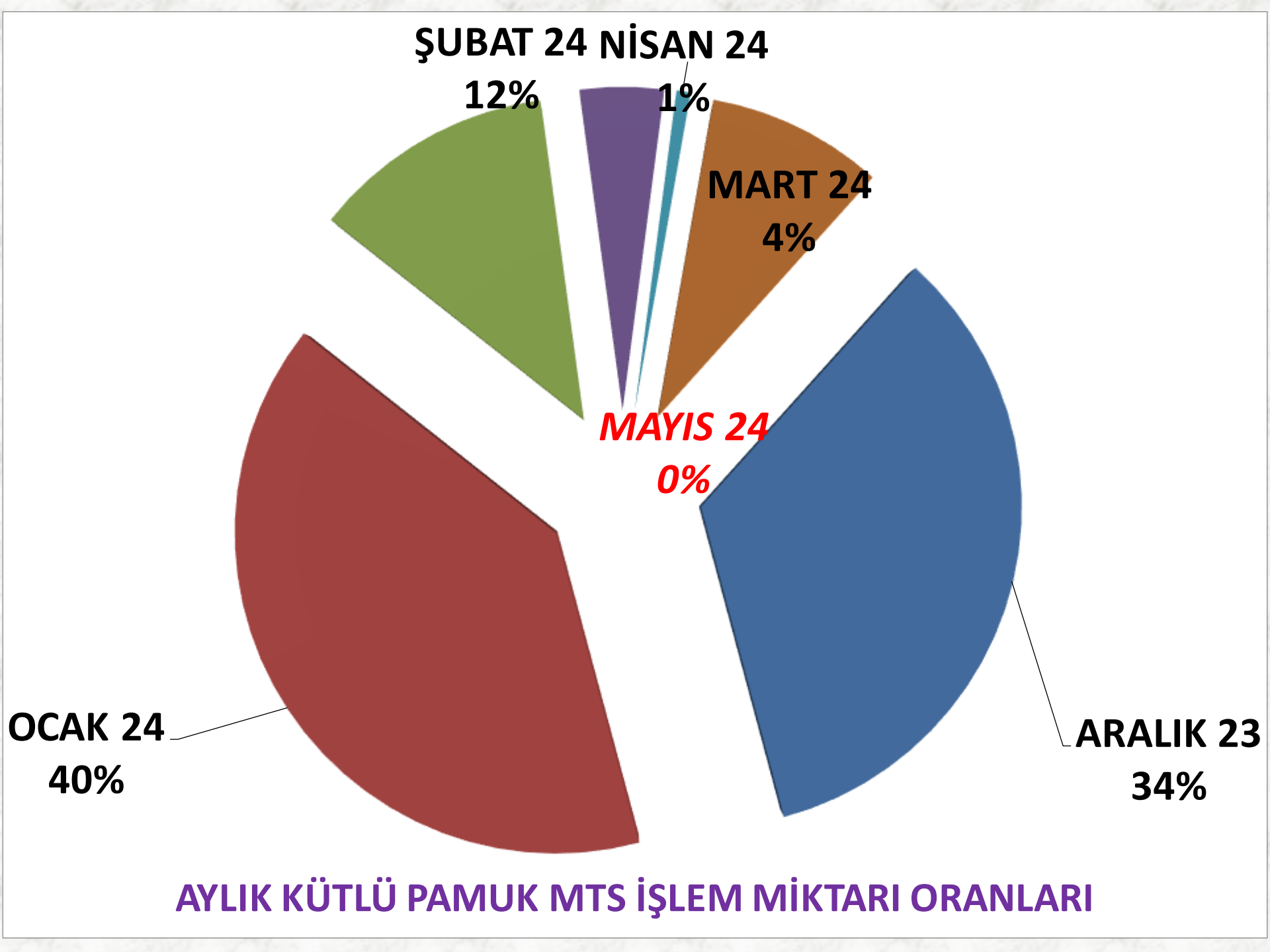
OCAK 24

40%

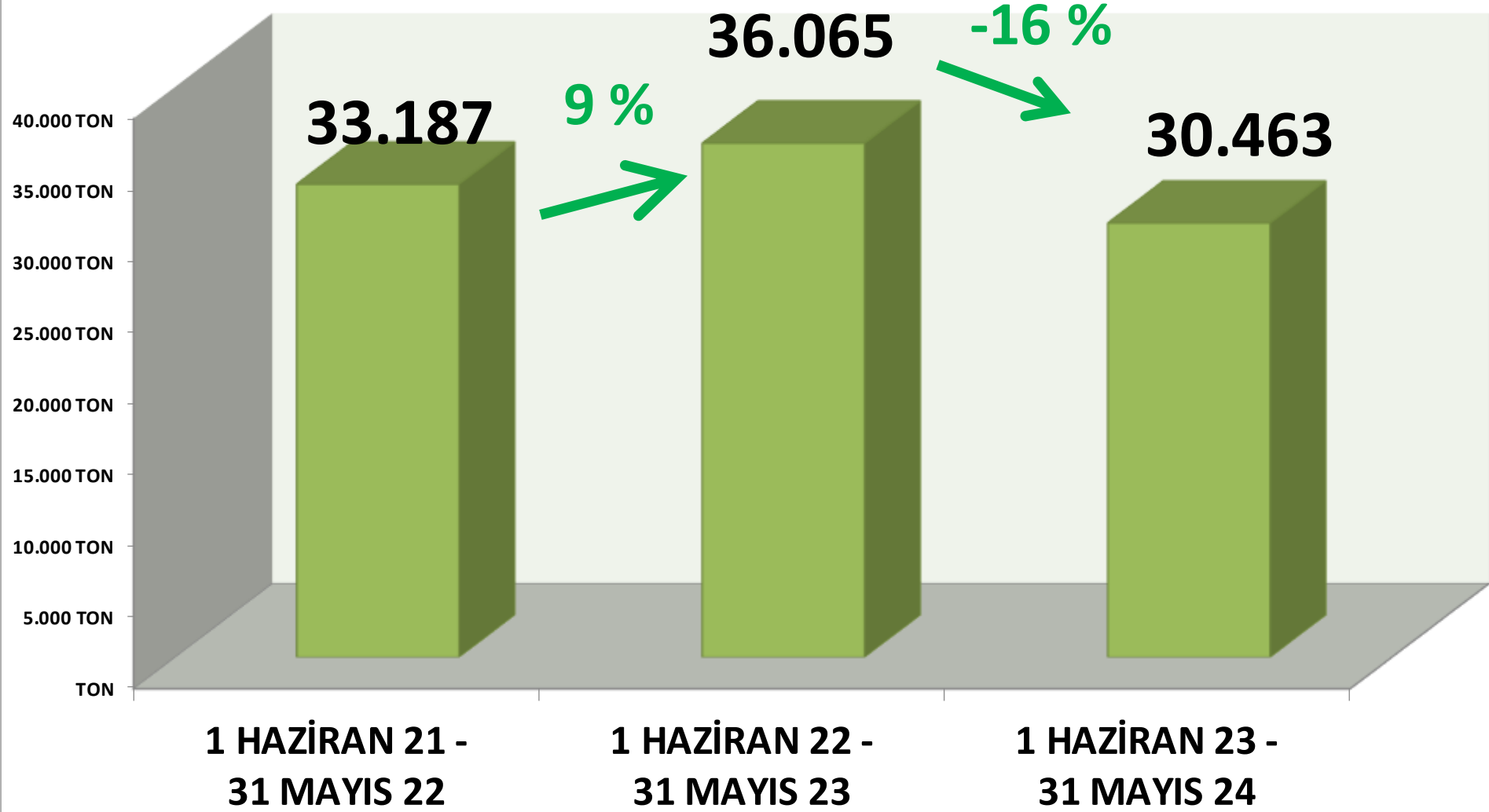
ARALIK 23

34%


AYLIK KÜTLÜ PAMUK MTS İŞLEM MİKTARI ORANLARI



YILLIK KÜTLÜ PAMUK İŞLEM MİKTARI



MAYIS AYLARI ÇİĞİTLİ PAMUK FİYAT TRENDİ (TL)



MAHLIÇ PAMUK

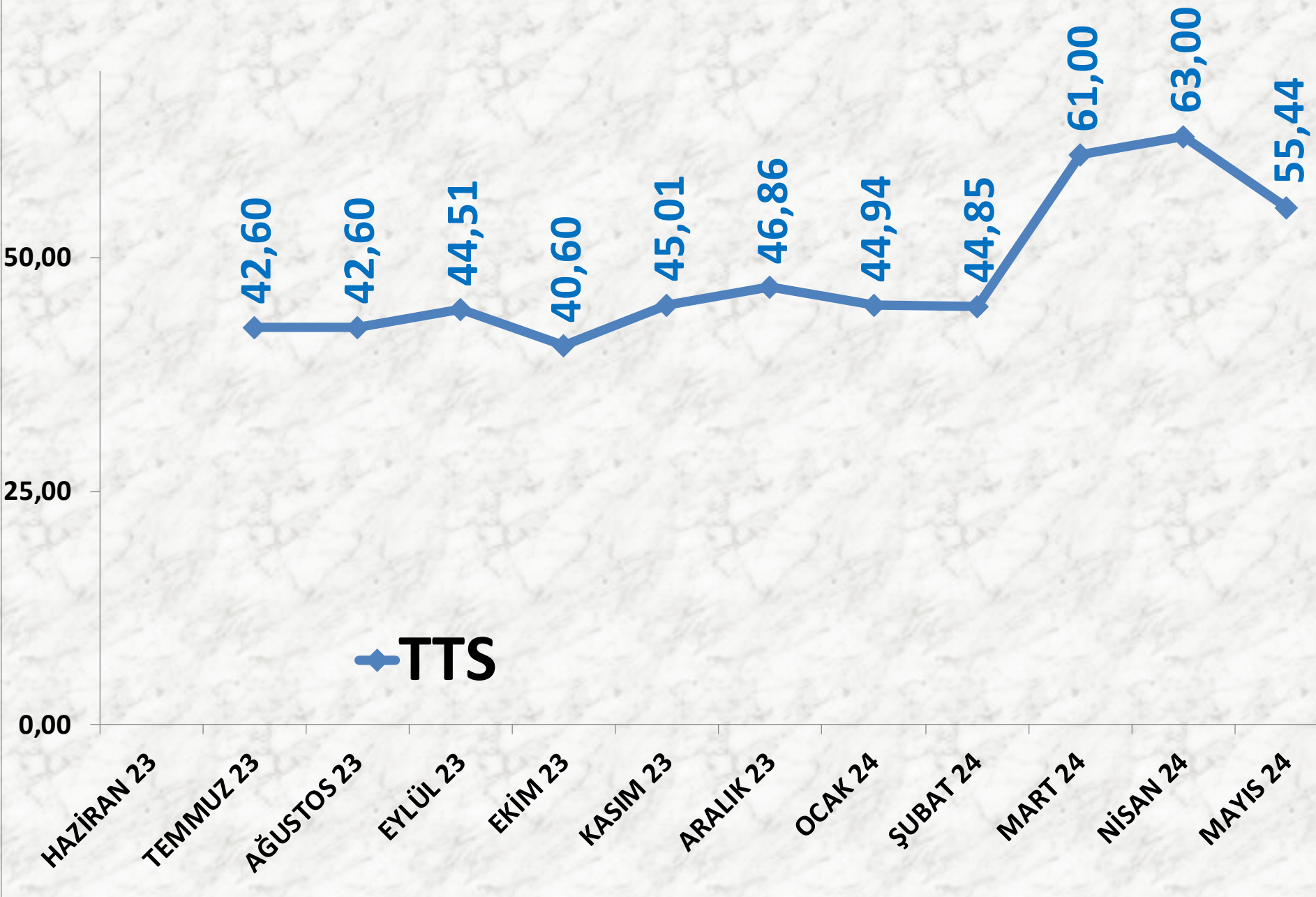
İŞLEM MİKTARI TON	2022 MAYIS	2023 MAYIS		2024 MAYIS	
MTS	56 TON	1822%	1.067 TON	-40%	644 TON

EN AZ FİYAT	2022 MAYIS	2023 MAYIS		2024 MAYIS	
MTS	59,00 TL	-44%	33,00 TL	67%	55,00 TL

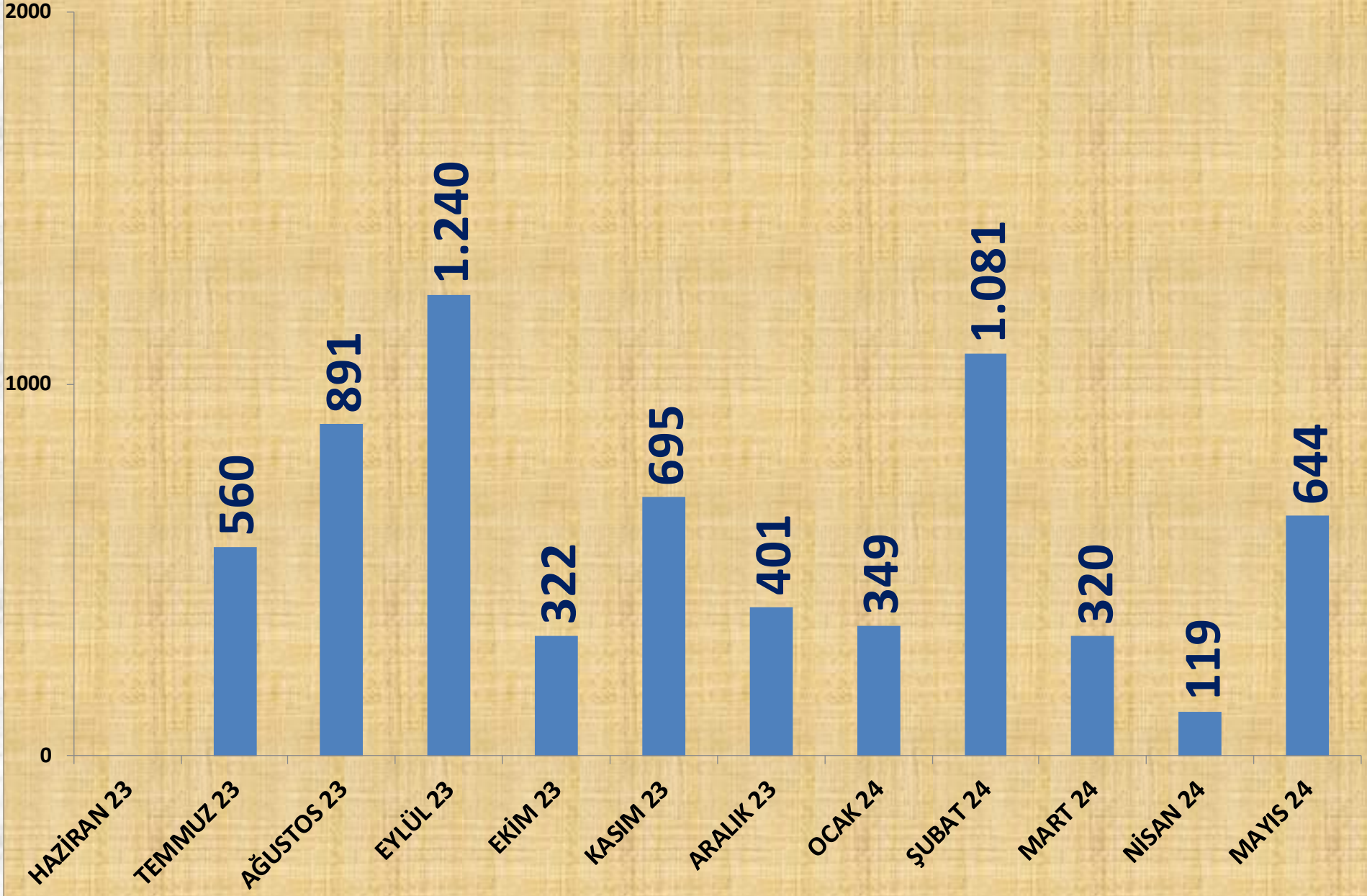
EN ÇOK FİYAT	2022 MAYIS	2023 MAYIS		2024 MAYIS	
MTS	59,00 TL	-31%	40,80 TL	59%	65,00 TL

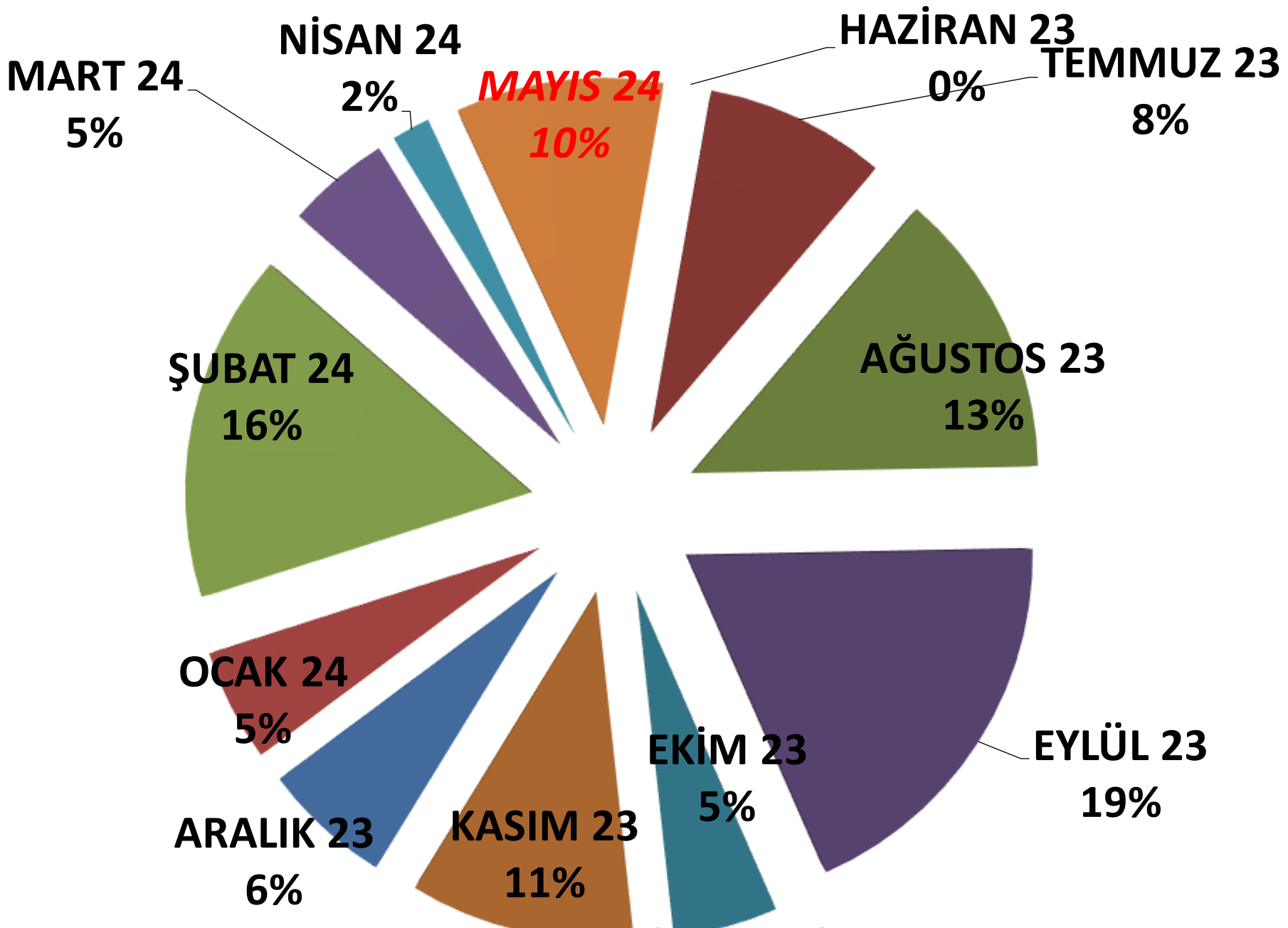
ORTALAMA FİYAT	2022 MAYIS	2023 MAYIS		2024 MAYIS	
MTS	59,00 TL	-34%	38,91 TL	42%	55,44 TL

AYLIK MAHLIÇ PAMUK FİYAT TRENDİ (TL)



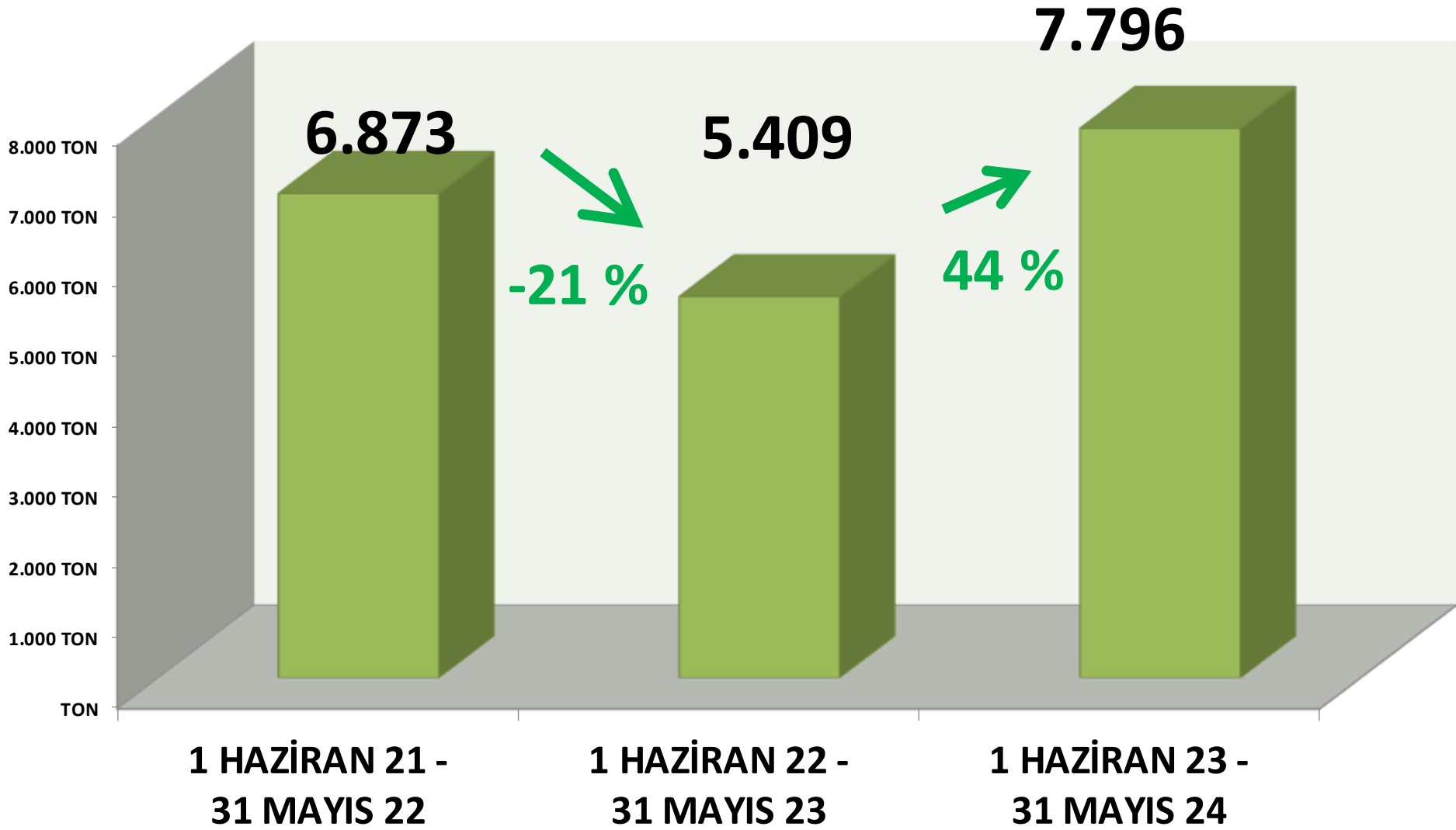
AYLIK MAHLIÇ PAMUK İŞLEM MİKTARI (TON)



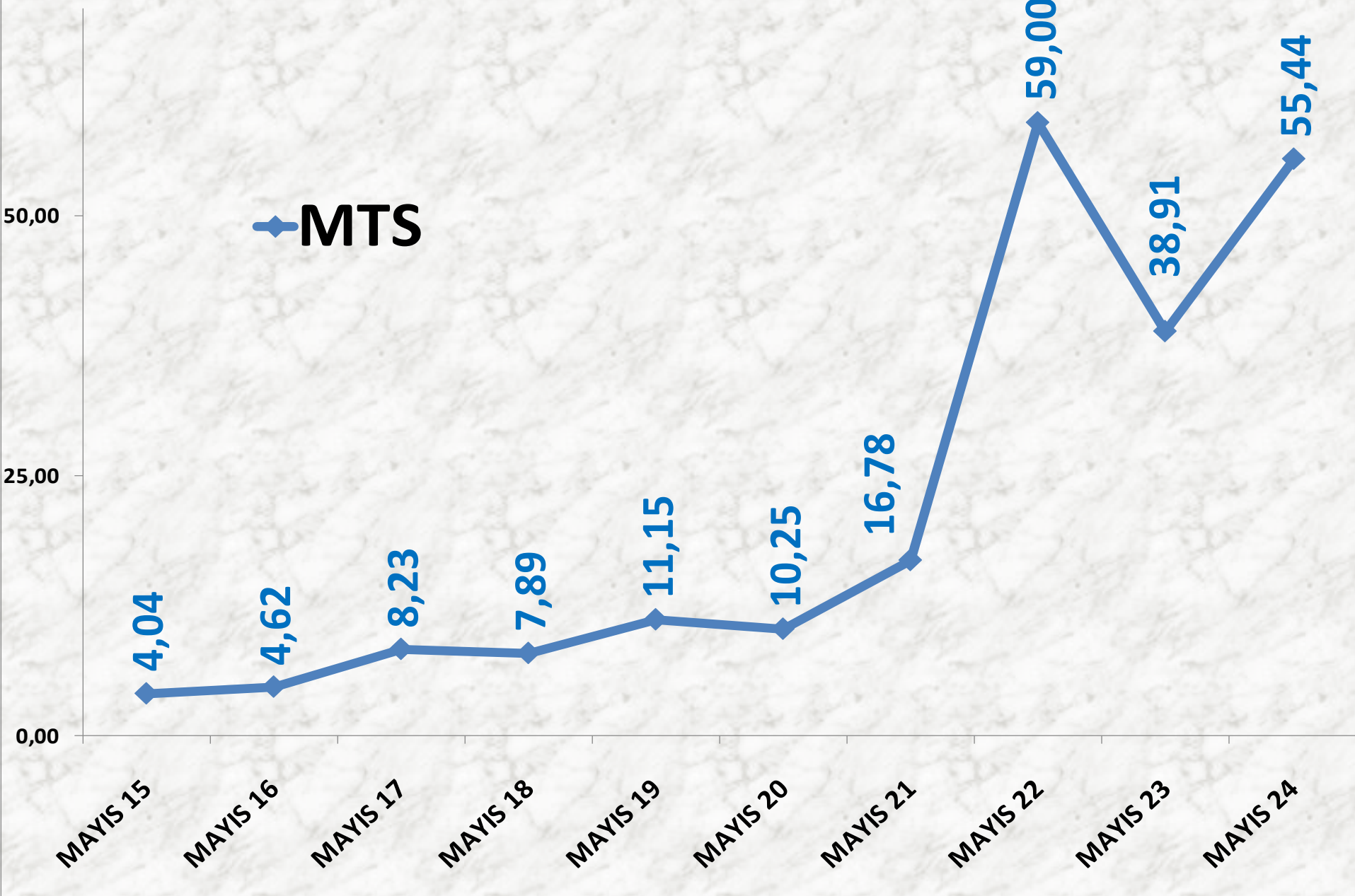


AYLIK MAHLIÇ PAMUK MTS İŞLEM MİKTARI ORANLARI

YILLIK MAHLIÇ PAMUK İŞLEM MİKTARI



MAYIS AYLARI MAHLIÇ PAMUK FİYAT TRENDİ (TL)



KEKİK

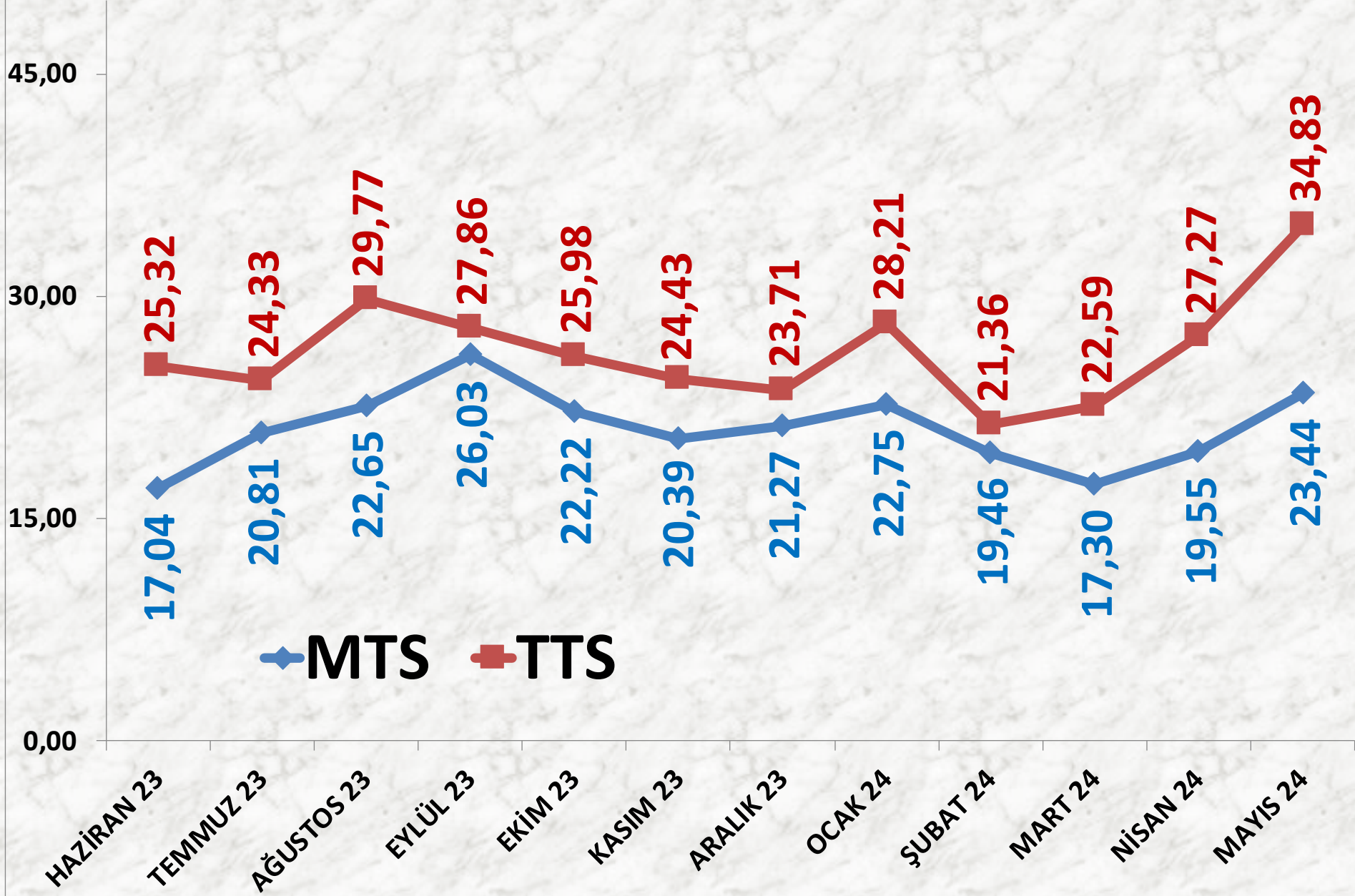
İŞLEM MİKTARI TON	2022 MAYIS	2023 MAYIS		2024 MAYIS	
MTS	151 TON	399%	755 TON	-33%	504 TON
TTS	167 TON	270%	619 TON	-1%	613 TON

EN AZ FİYAT	2022 MAYIS	2023 MAYIS		2024 MAYIS	
MTS	19,47 TL	-18%	16,00 TL	-31%	11,00 TL
TTS	21,14 TL	-29%	15,00 TL	-30%	10,50 TL

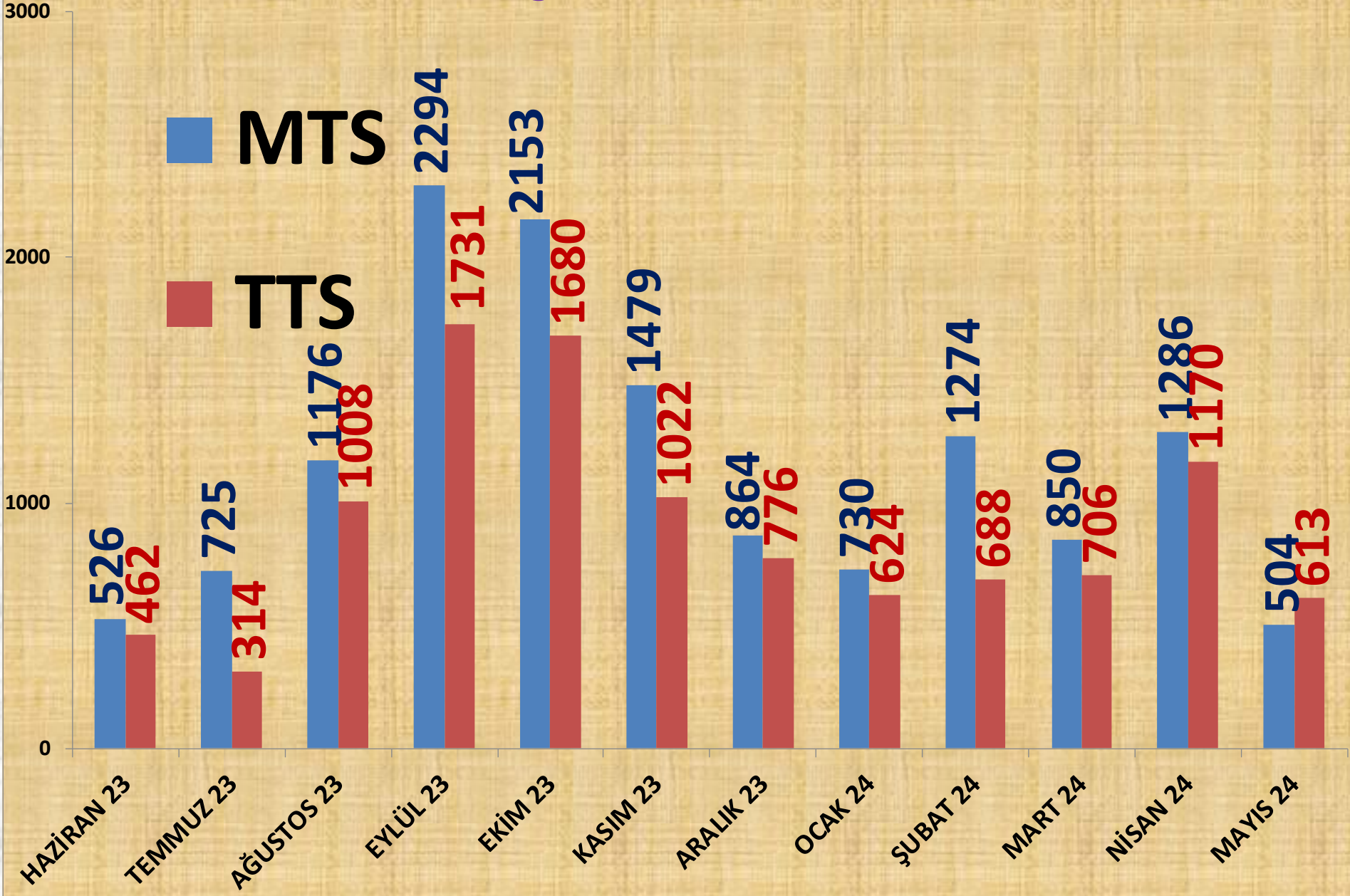
EN ÇOK FİYAT	2022 MAYIS	2023 MAYIS		2024 MAYIS	
MTS	26,69 TL	10%	29,45 TL	21%	35,71 TL
TTS	51,11 TL	54%	78,54 TL	27%	100,00 TL

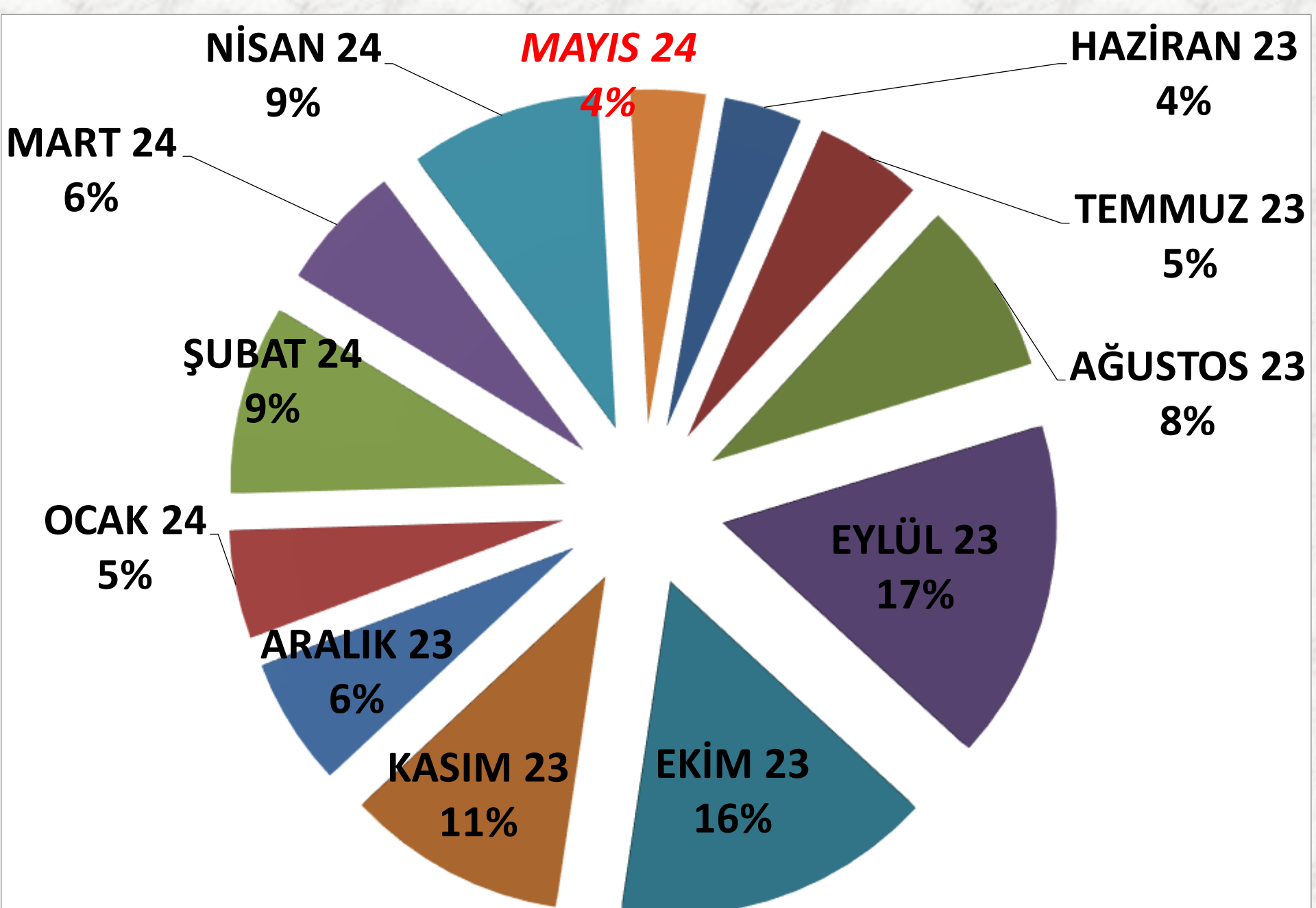
ORTALAMA FİYAT	2022 MAYIS	2023 MAYIS		2024 MAYIS	
MTS	24,20 TL	-2%	23,81 TL	-2%	23,44 TL
TTS	35,48 TL	-31%	24,40 TL	43%	34,83 TL

AYLIK KEKİK FİYAT TRENDİ_(TL)



AYLIK KEKİK İŞLEM MİKTARI (TON)





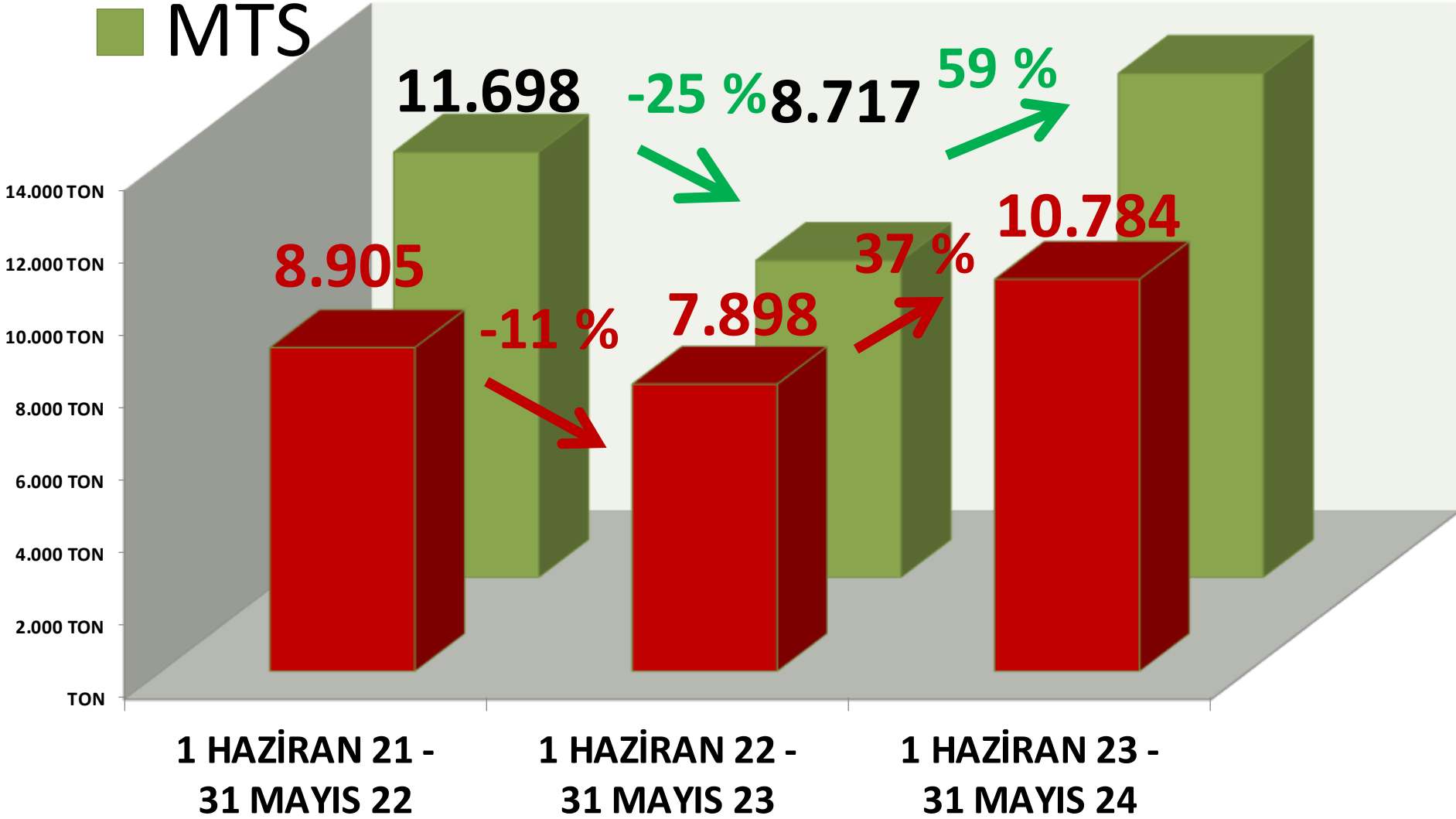
AYLIK KEKİK MTS İŞLEM MİKTARI ORANLARI

■ TTS

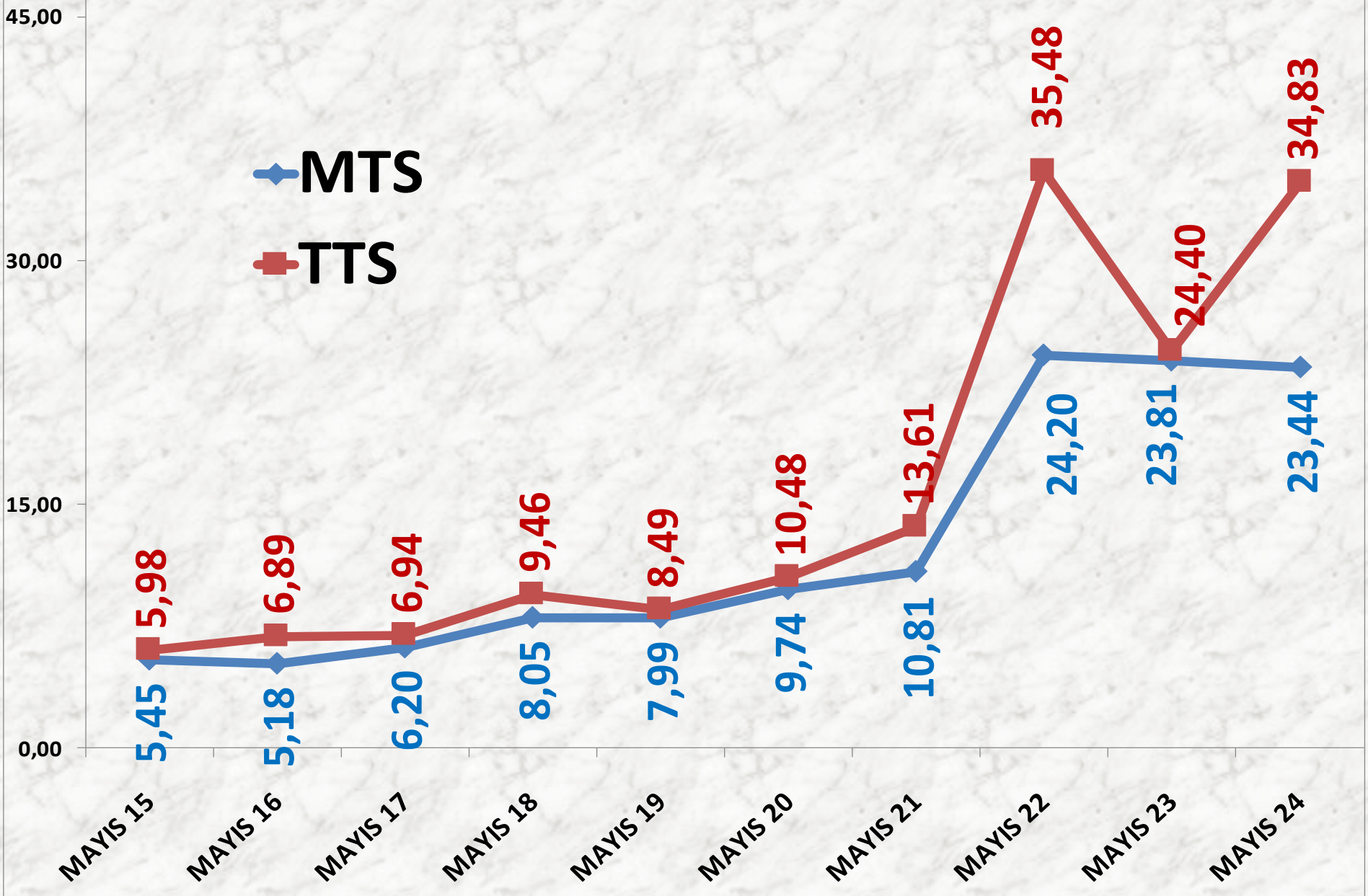
YILLIK KEKİK İŞLEM MİKTARI (TON)

13.861

■ MTS



MAYIS AYLARI KEKİK FİYAT TRENDİ (TL)



ANASON

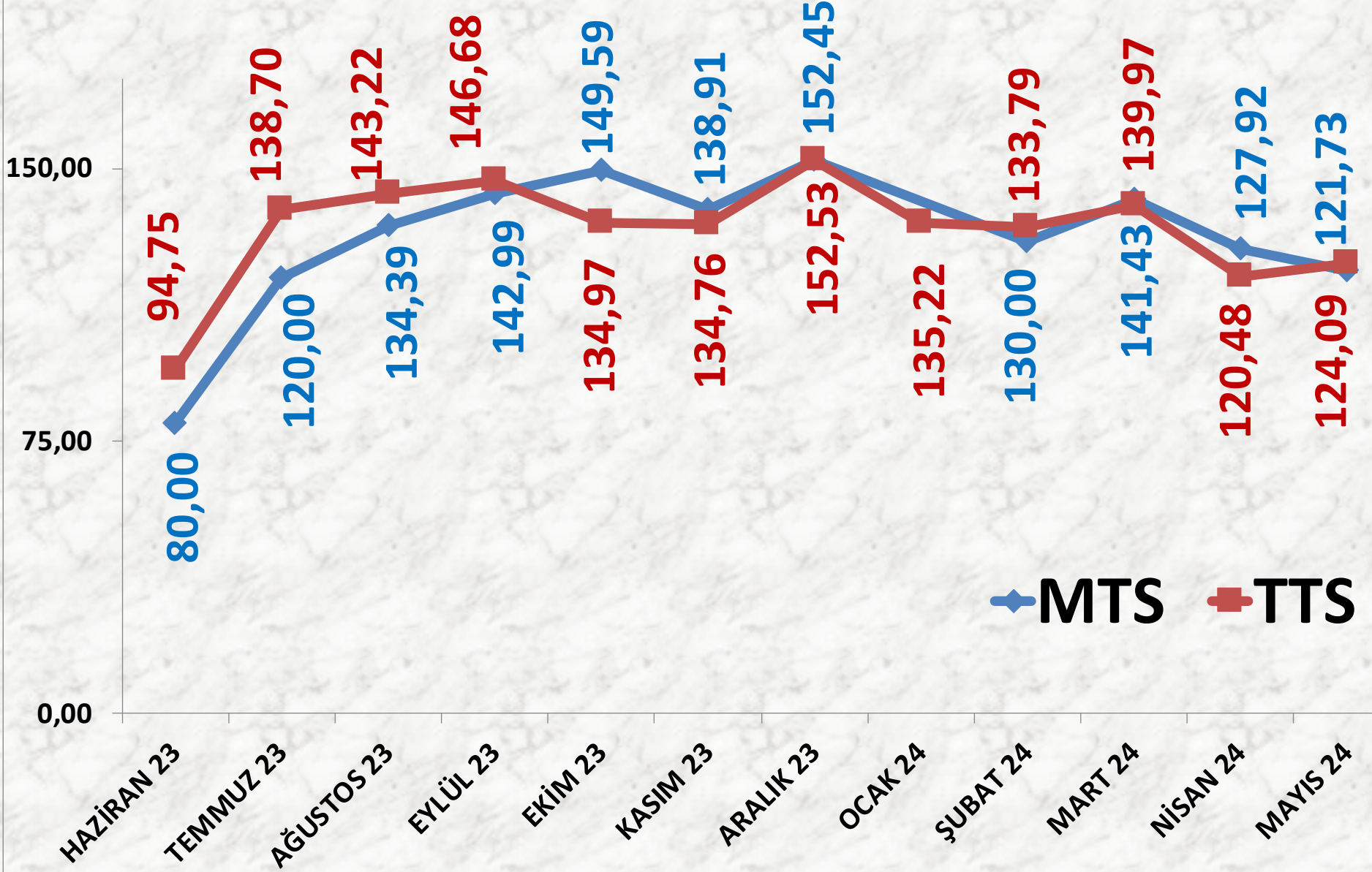
İŞLEM MİKTARI TON	2022 MAYIS	2023 MAYIS		2024 MAYIS	
MTS	1 TON	217%	2 TON	3279%	72 TON
TTS	5 TON	1790%	98 TON	-45%	54 TON

EN AZ FİYAT	2022 MAYIS	2023 MAYIS		2024 MAYIS	
MTS	36,01 TL	94%	70,00 TL	71%	120,00 TL
TTS	44,73 TL	30%	58,00 TL	107%	120,00 TL

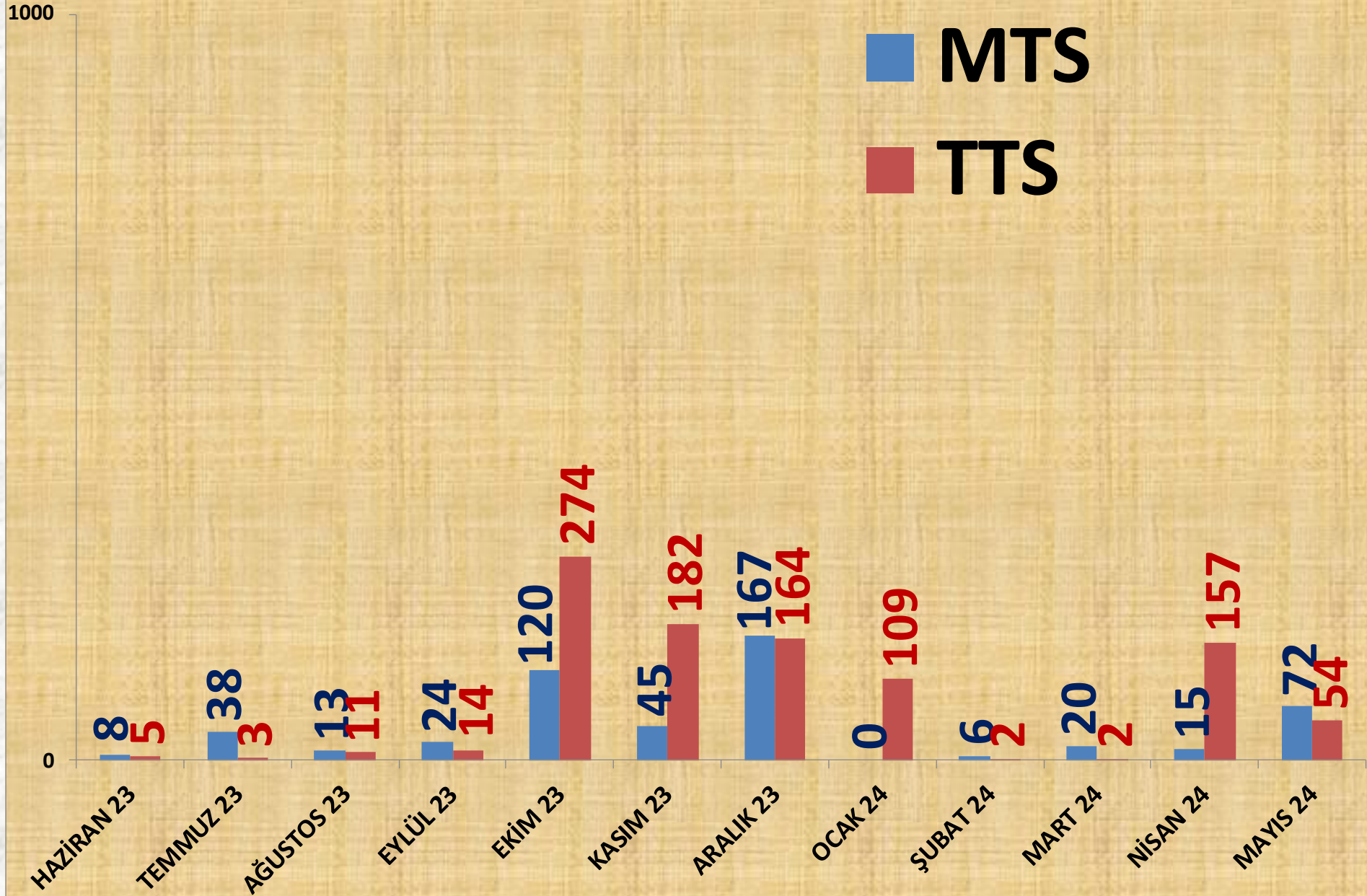
EN ÇOK FİYAT	2022 MAYIS	2023 MAYIS		2024 MAYIS	
MTS	36,01 TL	94%	70,00 TL	75%	122,51 TL
TTS	44,73 TL	95%	87,33 TL	67%	145,49 TL

ORTALAMA FİYAT	2022 MAYIS	2023 MAYIS		2024 MAYIS	
MTS	36,01 TL	94%	70,00 TL	74%	121,73 TL
TTS	44,73 TL	32%	59,01 TL	110%	124,09 TL

AYLIK ANASON FİYAT TRENDİ (TL)



AYLIK ANASON İŞLEM MİKTARI (TON)



MART 24

4%

NİSAN 24

3%

HAZİRAN 23

1%

TEMMUZ 23

7%

AĞUSTOS 23

2%

EYLÜL 23

4%

EKİM 23

23%

KASIM 23

9%

ARALIK 23

32%

MAYIS 24

14%

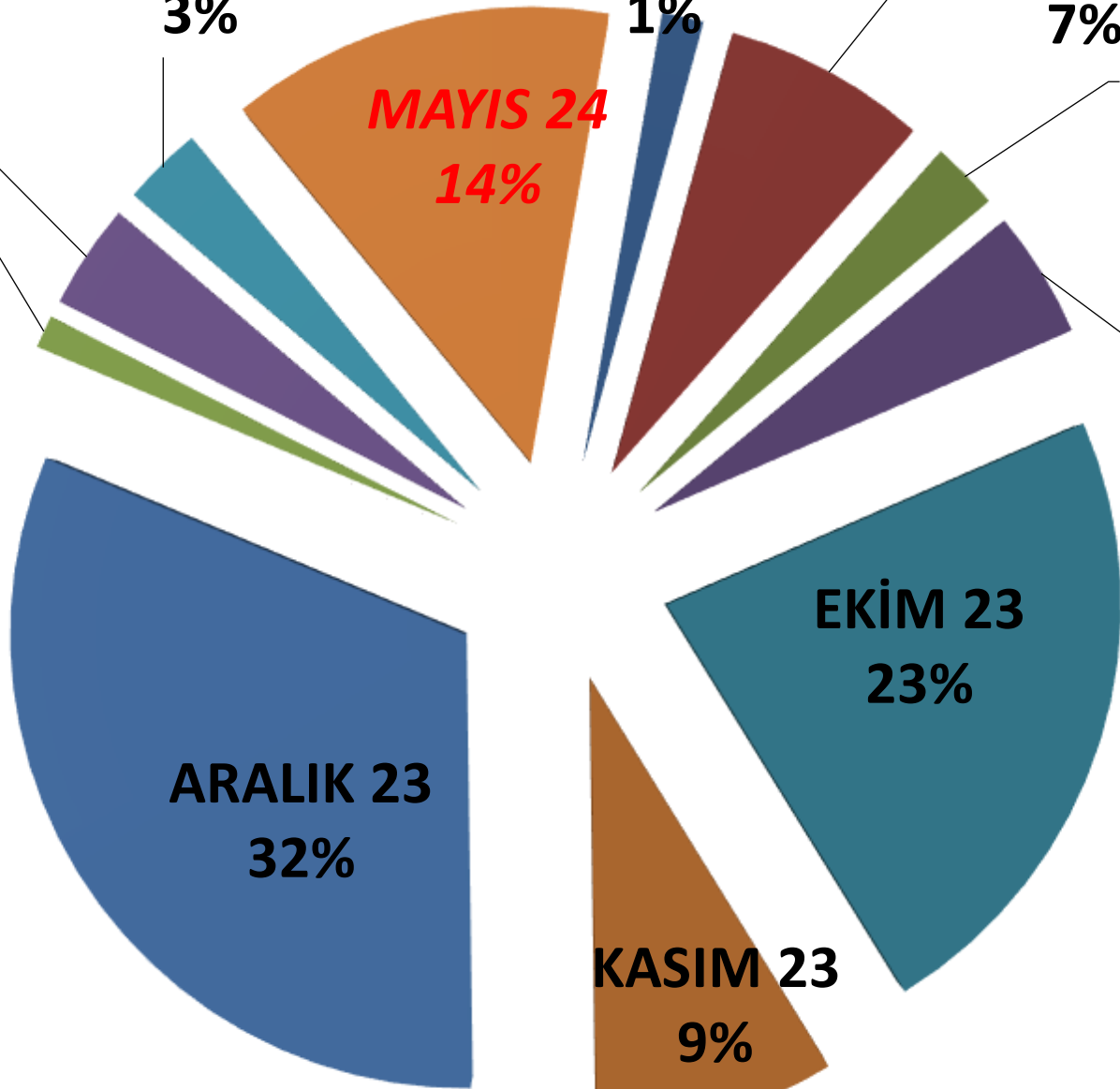
ŞUBAT 24

1%

OCAK 24

0%

AYLIK ANASON MTS İŞLEM MİKTARI ORANLARI



■ MTS

YILLIK ANASON İŞLEM MİKTARI (TON)

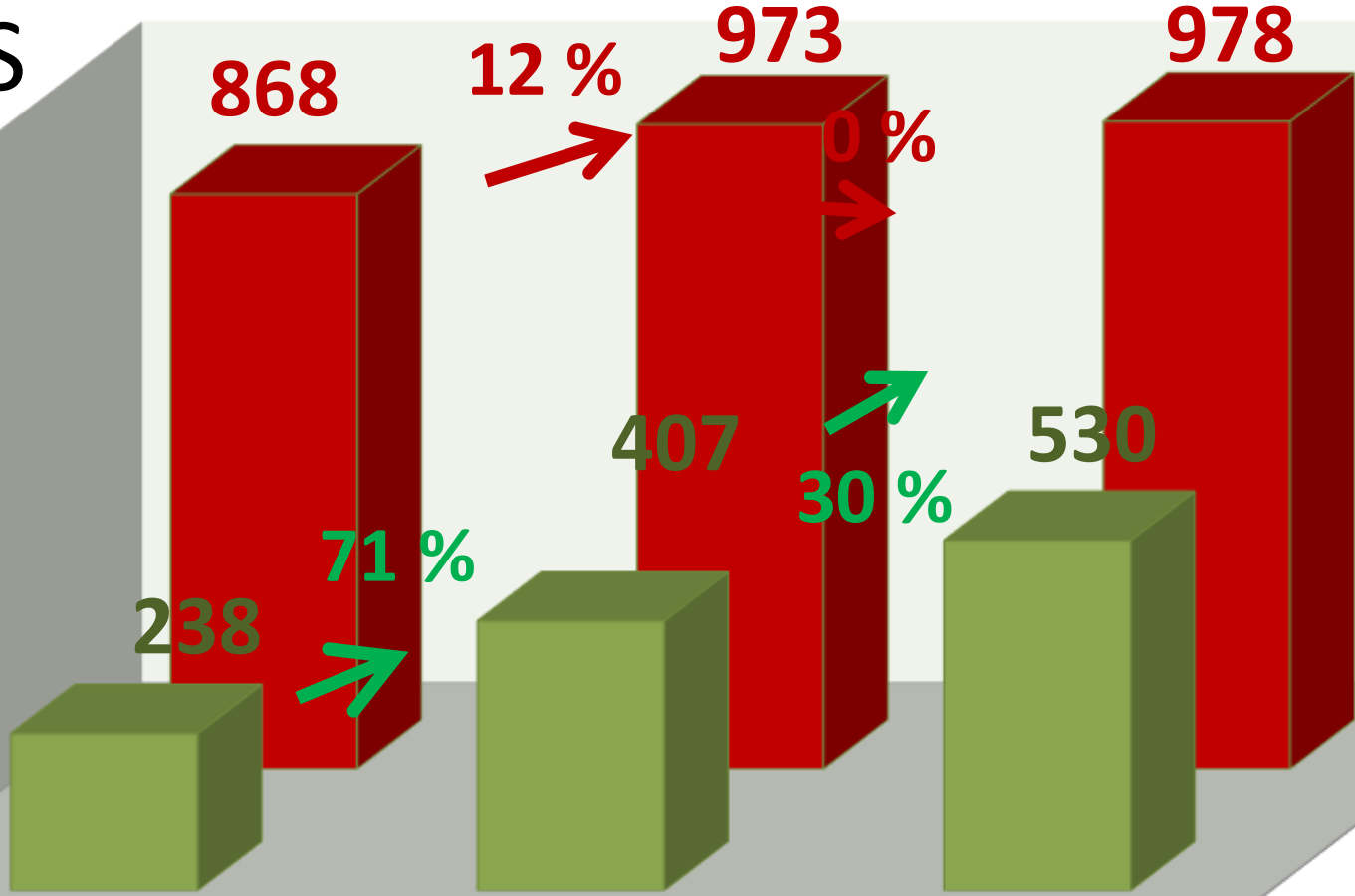
■ TTS

1.000 TON
900 TON
800 TON
700 TON
600 TON
500 TON
400 TON
300 TON
200 TON
100 TON
TON

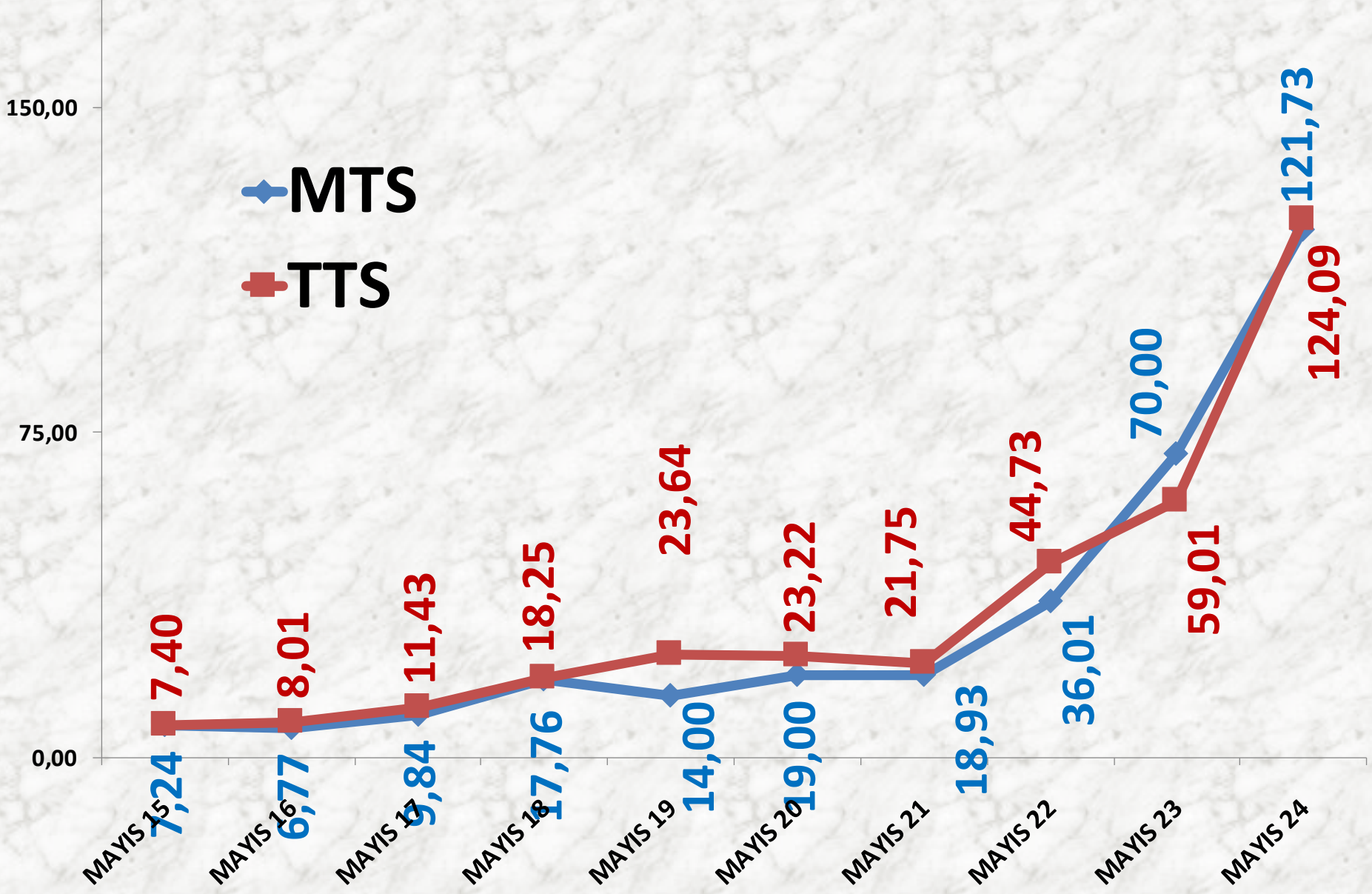
1 HAZİRAN 21 -
31 MAYIS 22

1 HAZİRAN 22 -
31 MAYIS 23

1 HAZİRAN 23 -
31 MAYIS 24



MAYIS AYLARI ANASON FİYAT TRENDİ (TL)



KASAPLIK CANLI HAYVAN

BÜYÜKBAŞ İŞLEM MİKTARI

İŞLEM MİKTARI ADET	2022 MAYIS	2023 MAYIS		2024 MAYIS	
MTS	1.648 ADET	-29%	1.168 ADET	-15%	996 ADET
TTS	339 ADET	183%	961 ADET	-43%	545 ADET

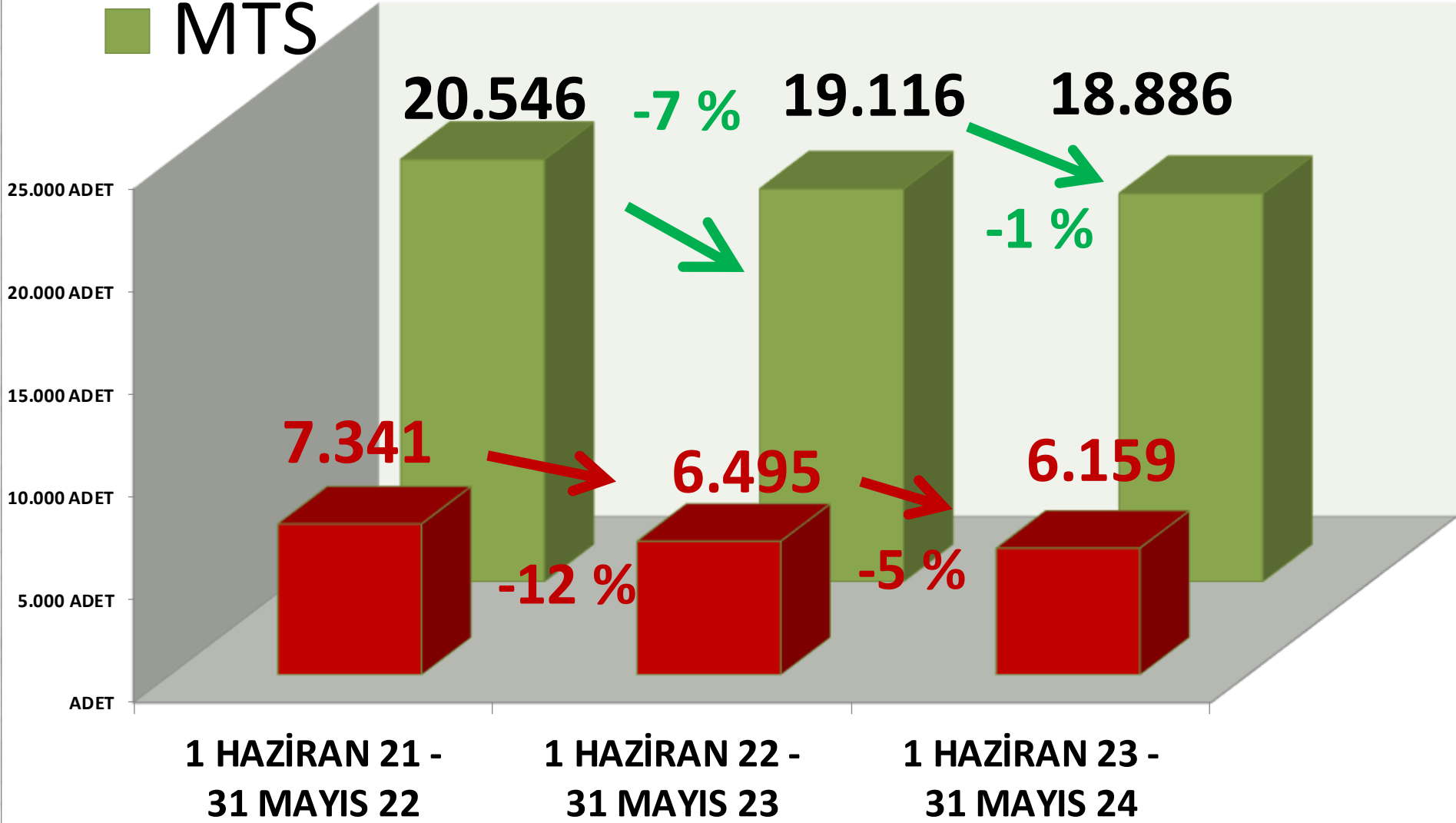
KÜÇÜKBAŞ İŞLEM MİKTARI

İŞLEM MİKTARI ADET	2022 MAYIS	2023 MAYIS		2024 MAYIS	
MTS	6.287 ADET	-93%	466 ADET	1291%	6.481 ADET
TTS	1.340 ADET	-100%	0	-	119 ADET

■ TTS

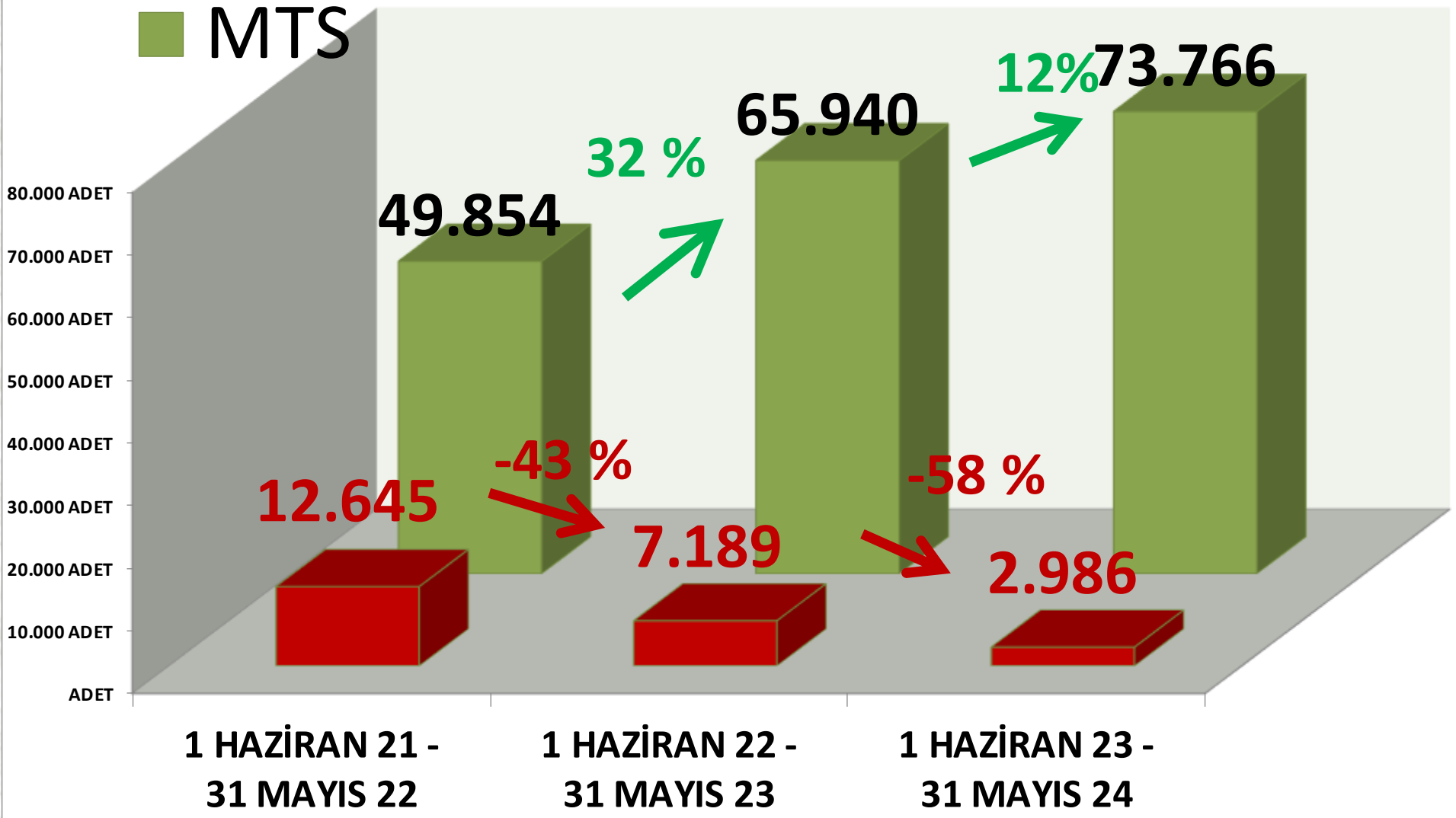
YILLIK BÜYÜKBAŞ İŞLEM MİKTARI (TON)

■ MTS



TTS YILLIK KÜÇÜKBAŞ İŞLEM MİKTARI (TON)

■ MTS





DINLEDİĞİNİZ İÇİN
TEŞEKKÜR EDERİM

RECEP MENGİ

