

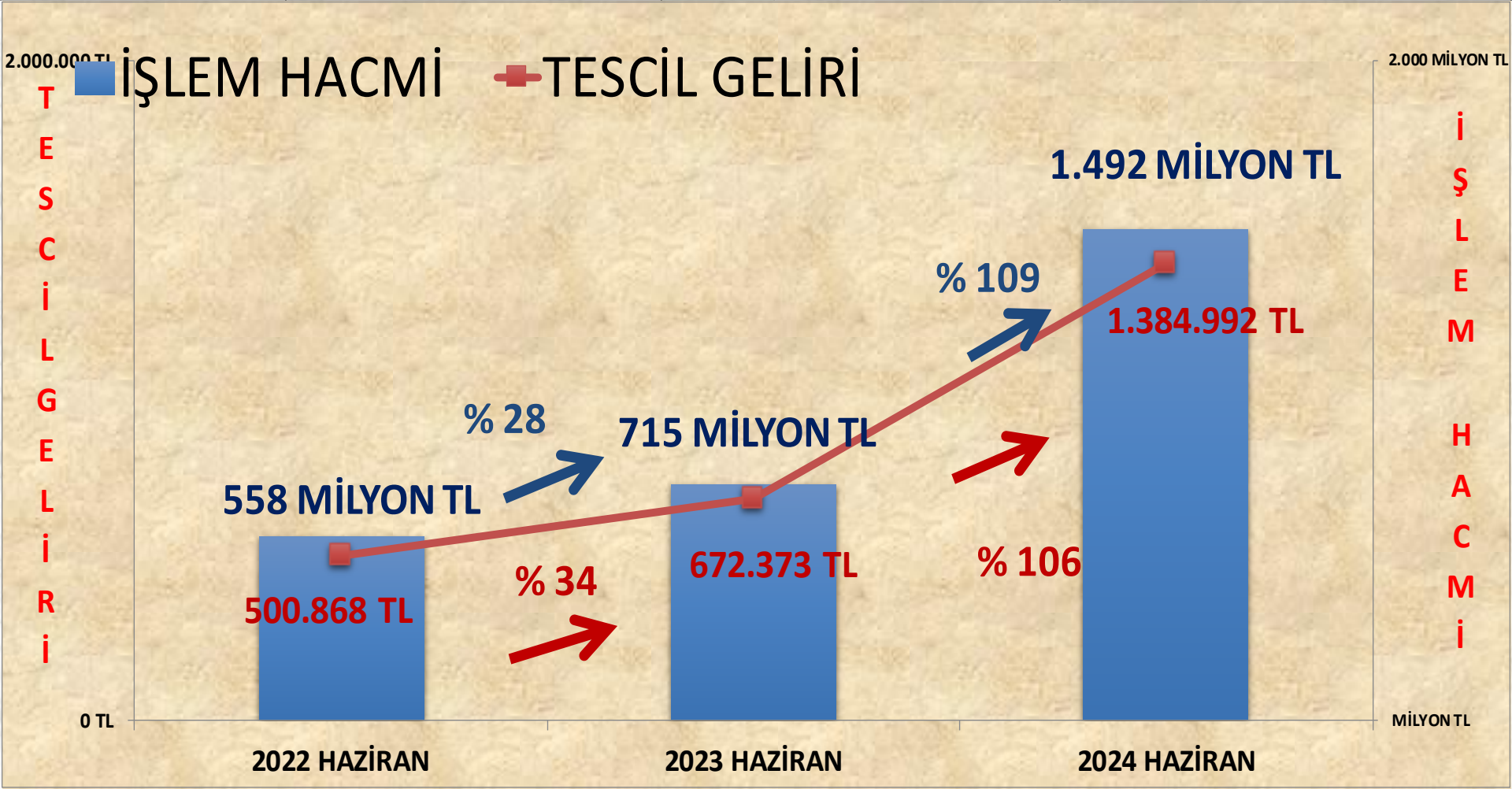


HAZİRAN 2024 TESCİL SUNUMU



İŞLEM HACMİ VE TESCİL GELİRİ VERİLERİ

	2022 HAZİRAN		2023 HAZİRAN		2024 HAZİRAN
İŞLEM HACMİ	558 MİLYON TL	28%	715 MİLYON TL	109%	1.492 MİLYON TL
TESCİL GELİRİ	500.868 TL	34%	672.373 TL	106%	1.384.992 TL



2023 HAZİRAN

ÜRÜN GRUBU	Miktar(kg./lt/adet)	Tutar(TL)
BAKLIYAT VE MAMÜLLERİ	383.478	13.686.111
BİTKİSEL YAĞLAR	111.340	10.417.285
KOTASYON DIŐI ÜRÜNLER	32.819.975	401.049.511
HAM DERİLER VE BAĞIRSAKLAR	8.777	123.679
HAYVANSAL YAĞLAR	54	4.440
HUBUBAT .	7.192.780	44.468.632
HUBUBAT MAMÜLLERİ	209.130	1.549.080
KASAPLIK CANLI HAYVANLAR	6.444	104.381.870
KURU MEYVELER	1.879.296	50.746.645
ORMAN MAHSÜLLERİ	56.088	1.877.657
TEKSTİL HAMMADDELERİ	1.173.866	50.814.090
YAĞLI TOHUMLAR	1.103.908	35.477.453
<u>TOPLAM</u>	44.945.136	714.596.452

2024 HAZİRAN

ÜRÜN GRUBU	Miktar(kg./lt/adet)	Tutar(TL)
BAKLİYAT VE MAMÜLLERİ	462.672	22.835.374
BİTKİSEL YAĞLAR	325	90.448
KOTASYON DIŞI ÜRÜNLER	39.327.657	688.119.287
HAM DERİLER VE BAĞIRSAKLAR	7.561	141.540
HAYVANSAL YAĞLAR	112	33.364
HUBUBAT .	11.628.055	105.836.127
HUBUBAT MAMÜLLERİ	51.560	770.610
KASAPLIK CANLI HAYVANLAR	8.605	240.010.754
KURU MEYVELER	3.103.343	250.490.136
ORMAN MAHSÜLLERİ	99.593	6.219.600
TEKSTİL HAMMADDELERİ	690.665	38.773.905
YAĞLI TOHUMLAR	3.513.828	138.284.510
<u>TOPLAM</u>	58.893.975	1.491.605.653

2023 HAZİRAN - 2024 HAZİRAN DEĞİŞİM

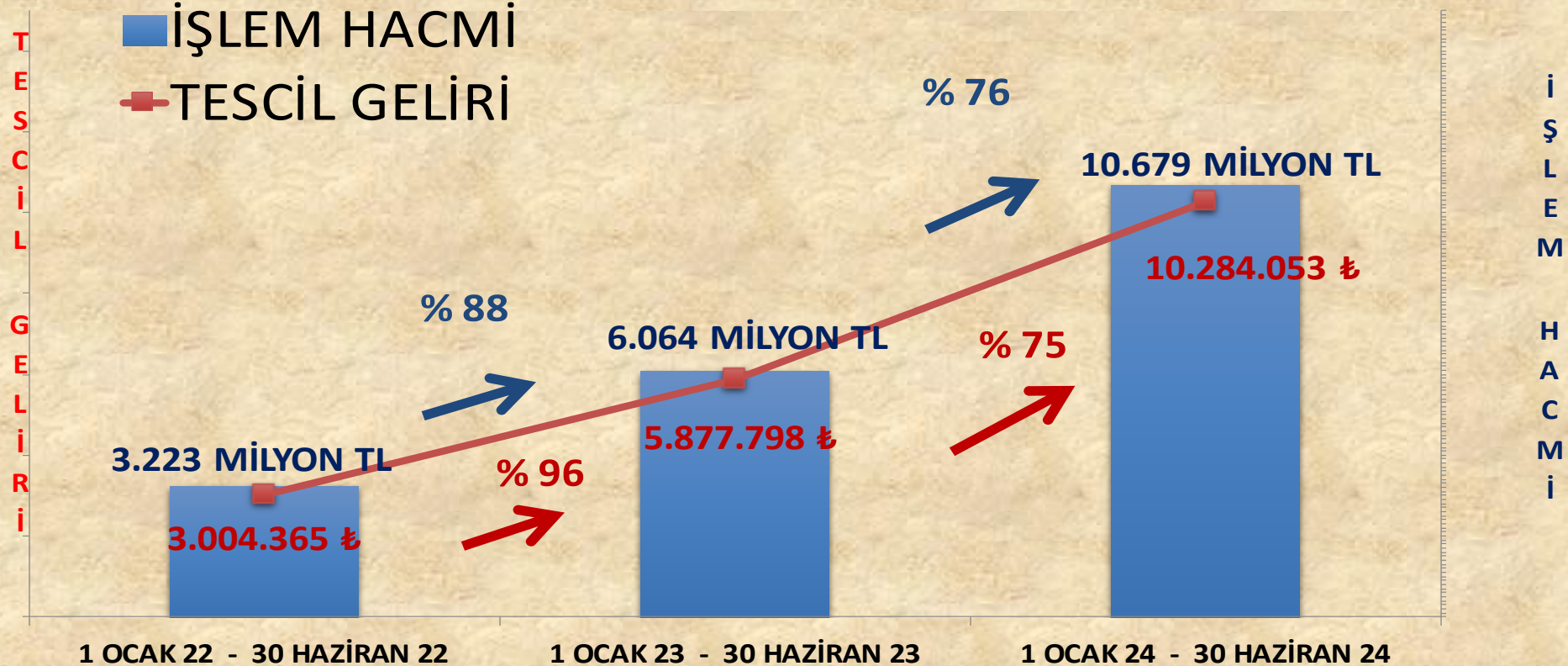
ÜRÜN GRUBU	Miktar(kg./lt/adet)	Tutar(TL)
BAKLİYAT VE MAMÜLLERİ	79.194	9.149.263
BİTKİSEL YAĞLAR	-111.015	-10.326.838
KOTASYON DIŞI ÜRÜNLER	6.507.681	287.069.775
HAM DERİLER VE BAĞIRSAKLAR	-1.216	17.861
HAYVANSAL YAĞLAR	58	28.924
HUBUBAT .	4.435.275	61.367.495
HUBUBAT MAMÜLLERİ	-157.570	-778.470
KASAPLIK CANLI HAYVANLAR	2.161	135.628.884
KURU MEYVELER	1.224.047	199.743.491
ORMAN MAHSÜLLERİ	43.505	4.341.943
TEKSTİL HAMMADDELERİ	-483.201	-12.040.185
YAĞLI TOHUMLAR	2.409.920	102.807.057
<u>TOPLAM</u>	13.948.839	777.009.201

2023 HAZİRAN - 2024 HAZİRAN DEĞİŞİM ORANI

ÜRÜN GRUBU	Miktar(kg./lt/adet)	Tutar(TL)
BAKLİYAT VE MAMÜLLERİ	21%	67%
BİTKİSEL YAĞLAR	-100%	-99%
KOTASYON DIŞI ÜRÜNLER	20%	72%
HAM DERİLER VE BAĞIRSAKLAR	-14%	14%
HAYVANSAL YAĞLAR	108%	652%
HUBUBAT .	62%	138%
HUBUBAT MAMÜLLERİ	-75%	-50%
KASAPLIK CANLI HAYVANLAR	34%	130%
KURU MEYVELER	65%	394%
ORMAN MAHSÜLLERİ	78%	231%
TEKSTİL HAMMADDELERİ	-41%	-24%
YAĞLI TOHUMLAR	218%	290%
<u>TOPLAM</u>	31%	109%

İŞLEM HACMİ VE TESCİL GELİRİ VERİLERİ

	1 OCAK 22 - 30 HAZİRAN 22	1 OCAK 23 - 30 HAZİRAN 23	1 OCAK 24 - 30 HAZİRAN 24
İŞLEM HACMI	3.223 MİLYON TL	6.064 MİLYON TL	10.679 MİLYON TL
TESCİL GELİRİ	3.004.365 TL	5.877.798 TL	10.284.053 TL



1 OCAK - 30 HAZİRAN 2023

	Miktar(kg./lt/adet)	Tutar(TL)
BAKLİYAT VE MAMÜLLERİ	2.220.030	69.587.856
BİTKİSEL YAĞLAR	274.667	25.206.282
KOTASYON DIŞI ÜRÜNLER	382.024.743	3.692.918.533
HAM DERİLER VE BAĞIRSAKLAR	1.008.739	1.815.941
HAYVANSAL YAĞLAR	921	103.560
HUBUBAT .	140.938.139	690.616.081
HUBUBAT MAMÜLLERİ	1.299.500	9.135.395
KASAPLIK CANLI HAYVANLAR	40.953	514.286.079
KURU MEYVELER	5.705.878	206.282.227
ORMAN MAHSÜLLERİ	769.841	9.775.545
TEKSTİL HAMMADDELERİ	17.531.184	380.310.306
YAĞLI TOHUMLAR	17.132.369	463.850.389
<u>TOPLAM</u>	568.946.963	6.063.888.193

1 OCAK - 30 HAZİRAN 2024

	Miktar(kg./lt/adet)	Tutar(TL)
BAKLİYAT VE MAMÜLLERİ	3.388.054	154.520.732
BITKİSEL YAĞLAR	34.735	9.116.948
KOTASYON DIŐI ÜRÜNLER	537.237.635	6.302.856.194
HAM DERİLER VE BAĞIRSAKLAR	38.229	705.725
HAYVANSAL YAĞLAR	693	195.958
HUBUBAT .	125.046.388	909.625.845
HUBUBAT MAMÜLLERİ	1.130.209	11.644.624
KASAPLIK CANLI HAYVANLAR	51.348	1.193.859.870
KURU MEYVELER	6.516.913	507.009.292
ORMAN MAHSÜLLERİ	884.766	25.637.524
TEKSTİL HAMMADDELERİ	20.525.010	504.898.853
YAĞLI TOHUMLAR	26.873.780	1.058.840.572
<u>TOPLAM</u>	721.727.759	10.678.912.136

1 OCAK - 30 HAZİRAN 2023-24 DEĞİŞİM

	Miktar(kg./lt/adet)	Tutar(TL)
BAKLİYAT VE MAMÜLLERİ	1.168.023	84.932.876
BİTKİSEL YAĞLAR	-239.932	-16.089.334
KOTASYON DIŞI ÜRÜNLER	155.212.892	2.609.937.660
HAM DERİLER VE BAĞIRSAKLAR	-970.510	-1.110.215
HAYVANSAL YAĞLAR	-228	92.398
HUBUBAT .	-15.891.751	219.009.764
HUBUBAT MAMÜLLERİ	-169.291	2.509.229
KASAPLIK CANLI HAYVANLAR	10.395	679.573.791
KURU MEYVELER	811.034	300.727.065
ORMAN MAHSÜLLERİ	114.925	15.861.978
TEKSTİL HAMMADDELERİ	2.993.826	124.588.546
YAĞLI TOHUMLAR	9.741.411	594.990.183
<u>TOPLAM</u>	152.780.795	4.615.023.943

1 OCAK - 30 HAZİRAN 2023-24 DEĞİŞİM ORANI

	Miktar(kg./lt/adet)	Tutar(TL)
BAKLİYAT VE MAMÜLLERİ	53%	122%
BITKİSEL YAĞLAR	-87%	-64%
KOTASYON DIŞI ÜRÜNLER	41%	71%
HAM DERİLER VE BAĞIRSAKLAR	-96%	-61%
HAYVANSAL YAĞLAR	-25%	89%
HUBUBAT .	-11%	32%
HUBUBAT MAMÜLLERİ	-13%	27%
KASAPLIK CANLI HAYVANLAR	25%	132%
KURU MEYVELER	14%	146%
ORMAN MAHSÜLLERİ	15%	162%
TEKSTİL HAMMADDELERİ	17%	33%
YAĞLI TOHUMLAR	57%	128%
<u>TOPLAM</u>	27%	76%

ARPA

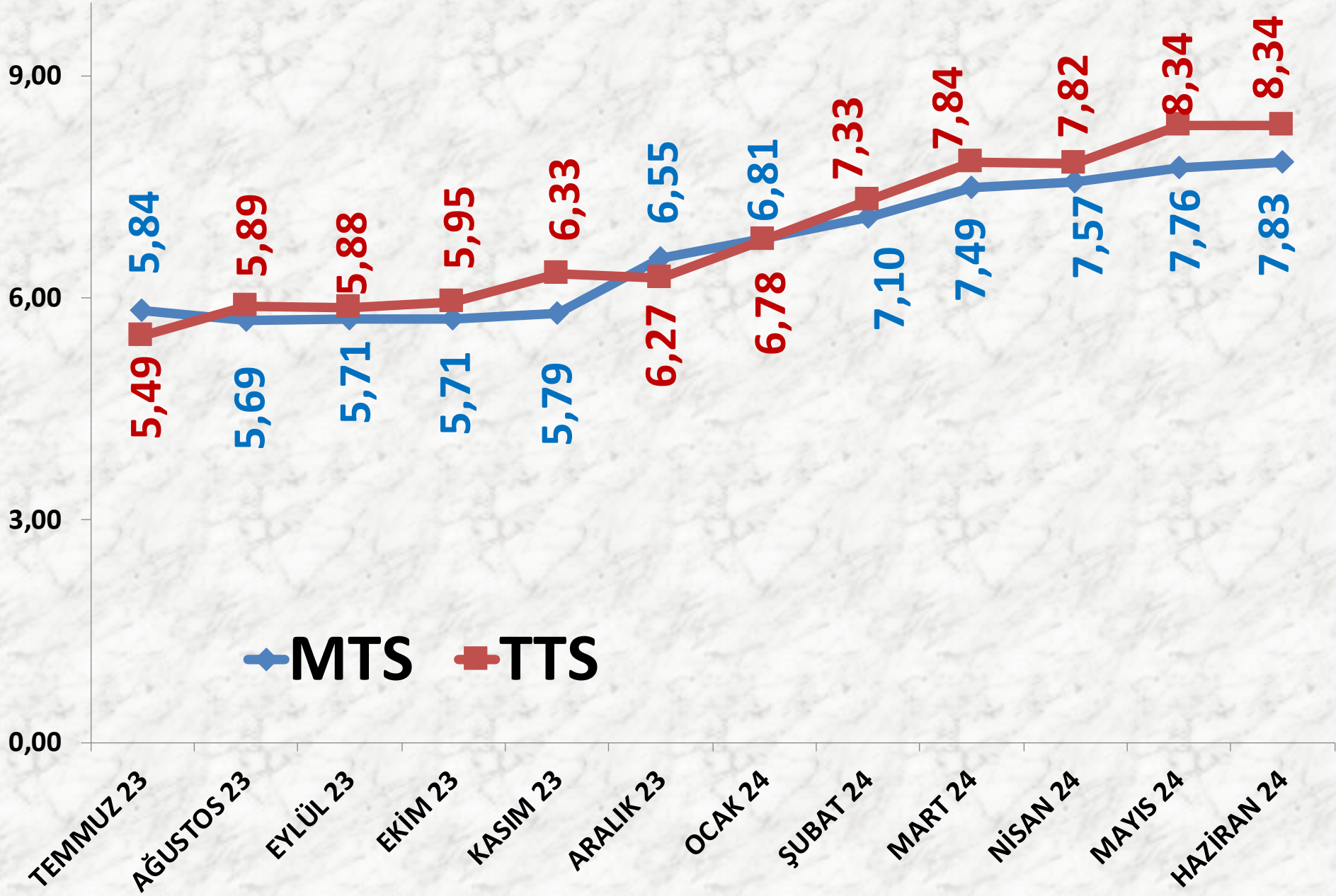
İŞLEM MİKTARI TON	2022 HAZİRAN	2023 HAZİRAN		2024 HAZİRAN	
MTS	1 TON	53794%	550 TON	149%	1.368 TON
TTS	713 TON	372%	3.365 TON	35%	4.547 TON

EN AZ FİYAT	2022 HAZİRAN	2023 HAZİRAN		2024 HAZİRAN	
MTS	5,80 TL	-1%	5,75 TL	23%	7,08 TL
TTS	6,60 TL	-20%	5,26 TL	50%	7,90 TL

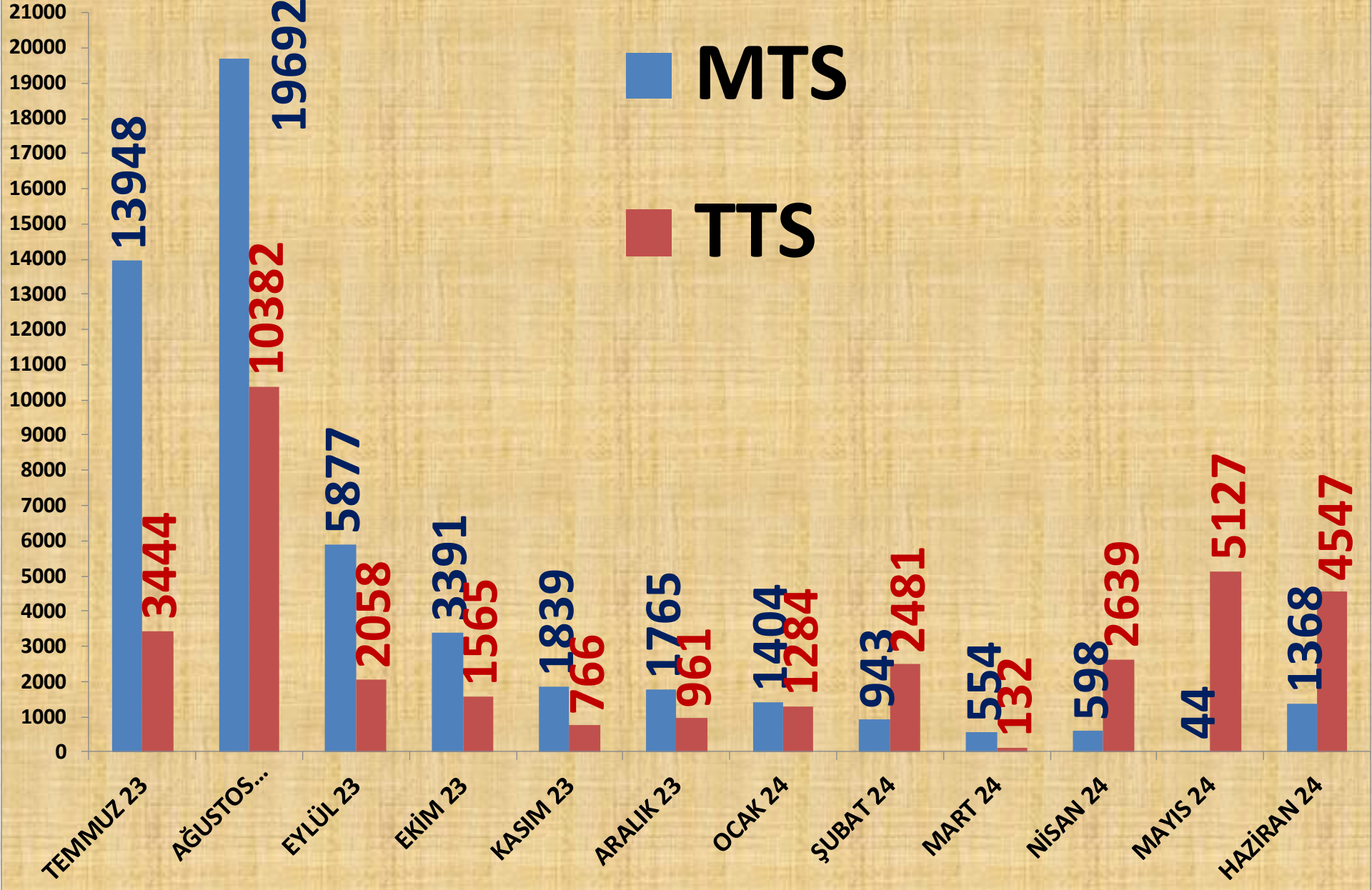
EN ÇOK FİYAT	2022 HAZİRAN	2023 HAZİRAN		2024 HAZİRAN	
MTS	5,80 TL	-1%	5,75 TL	61%	9,26 TL
TTS	7,10 TL	-26%	5,26 TL	65%	8,70 TL

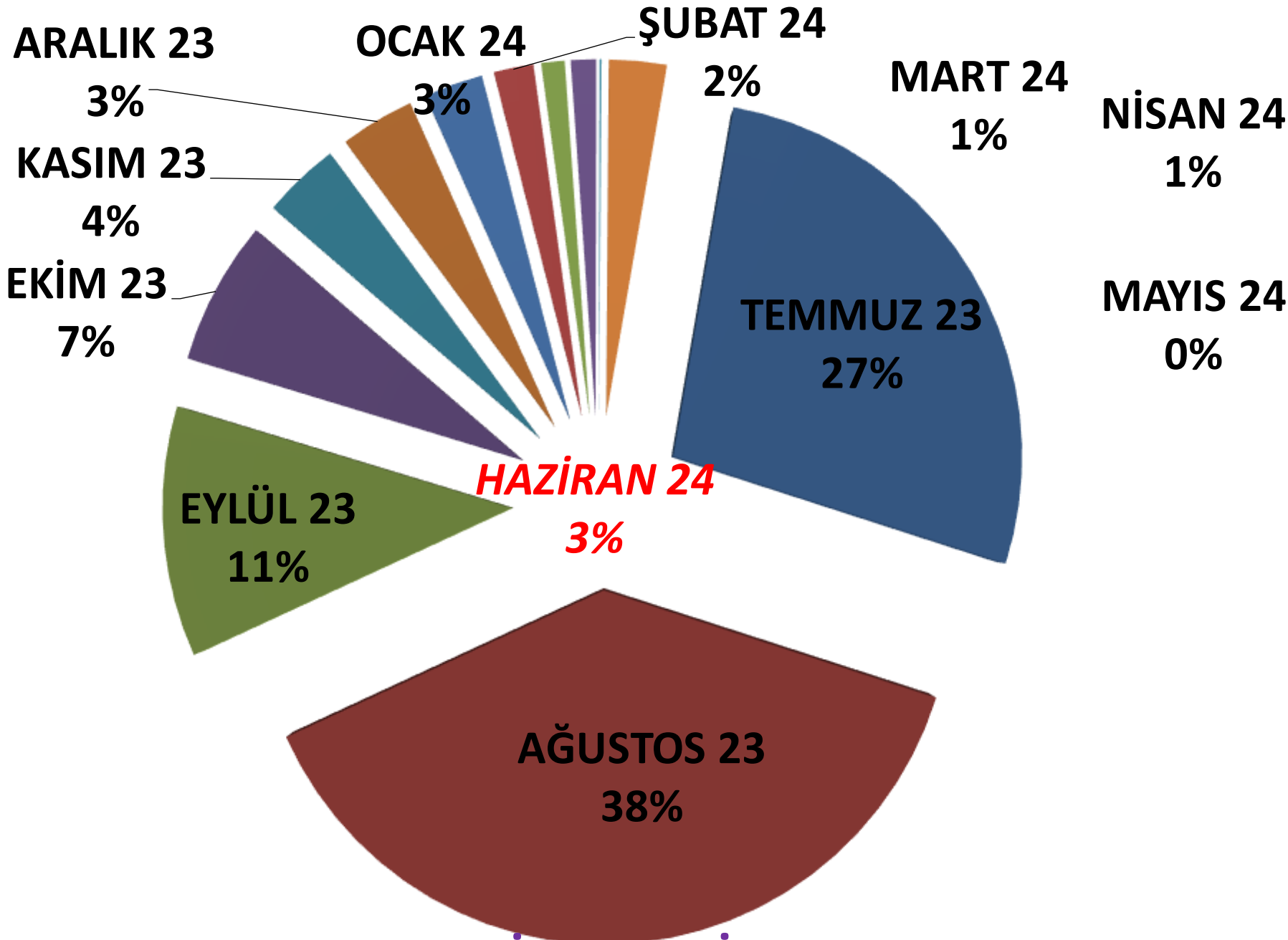
ORTALAMA FİYAT	2022 HAZİRAN	2023 HAZİRAN		2024 HAZİRAN	
MTS	5,80 TL	-1%	5,75 TL	36%	7,83 TL
TTS	6,88 TL	-24%	5,25 TL	59%	8,37 TL

AYLIK ARPA FİYAT TRENDİ (TL)



AYLIK ARPA İŞLEM MİKTARI (TON)



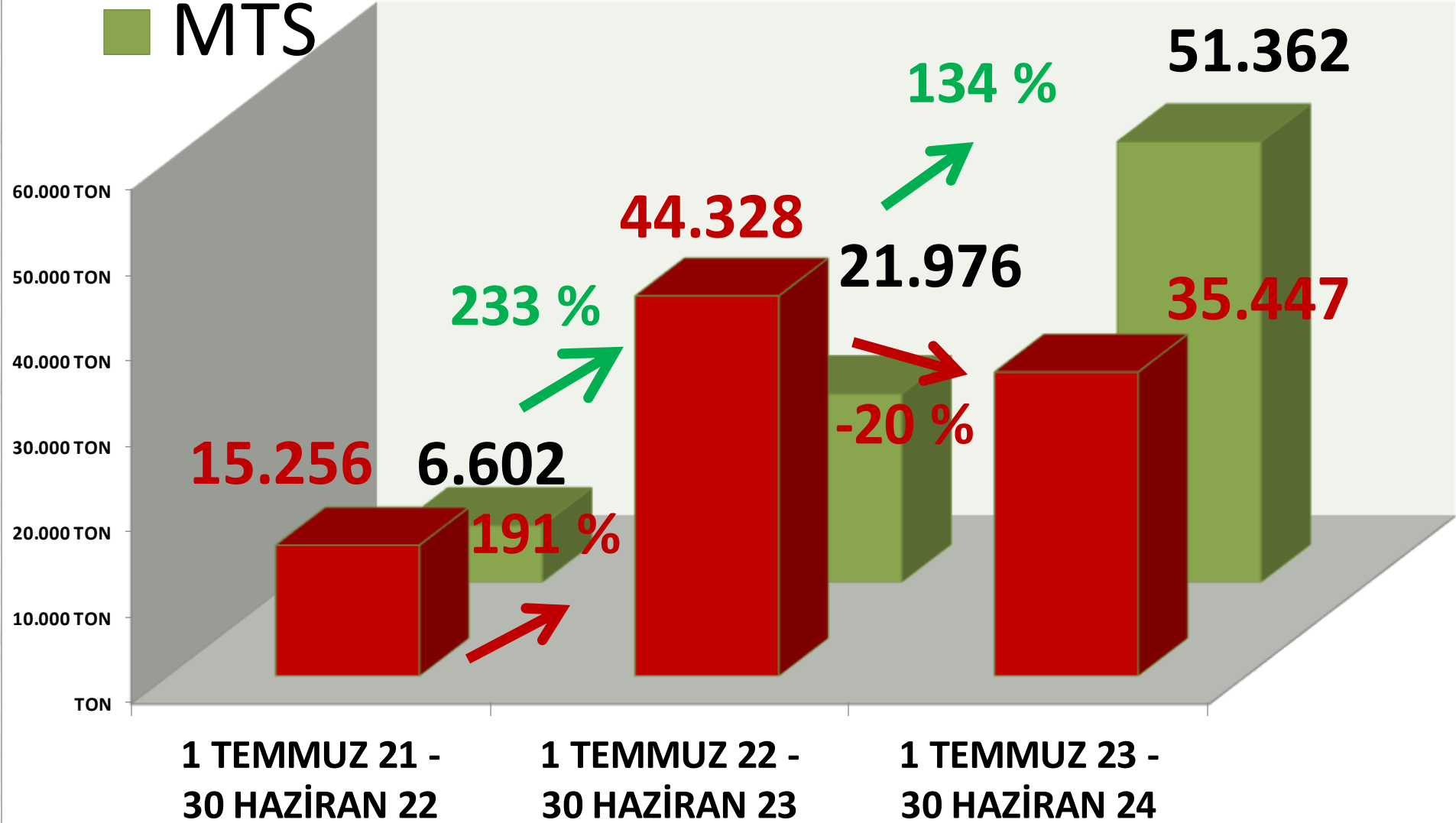


AYLIK ARPA MTS İŞLEM MİKTARI ORANLARI

■ TTS

YILLIK ARPA İŞLEM MİKTARI (TON)

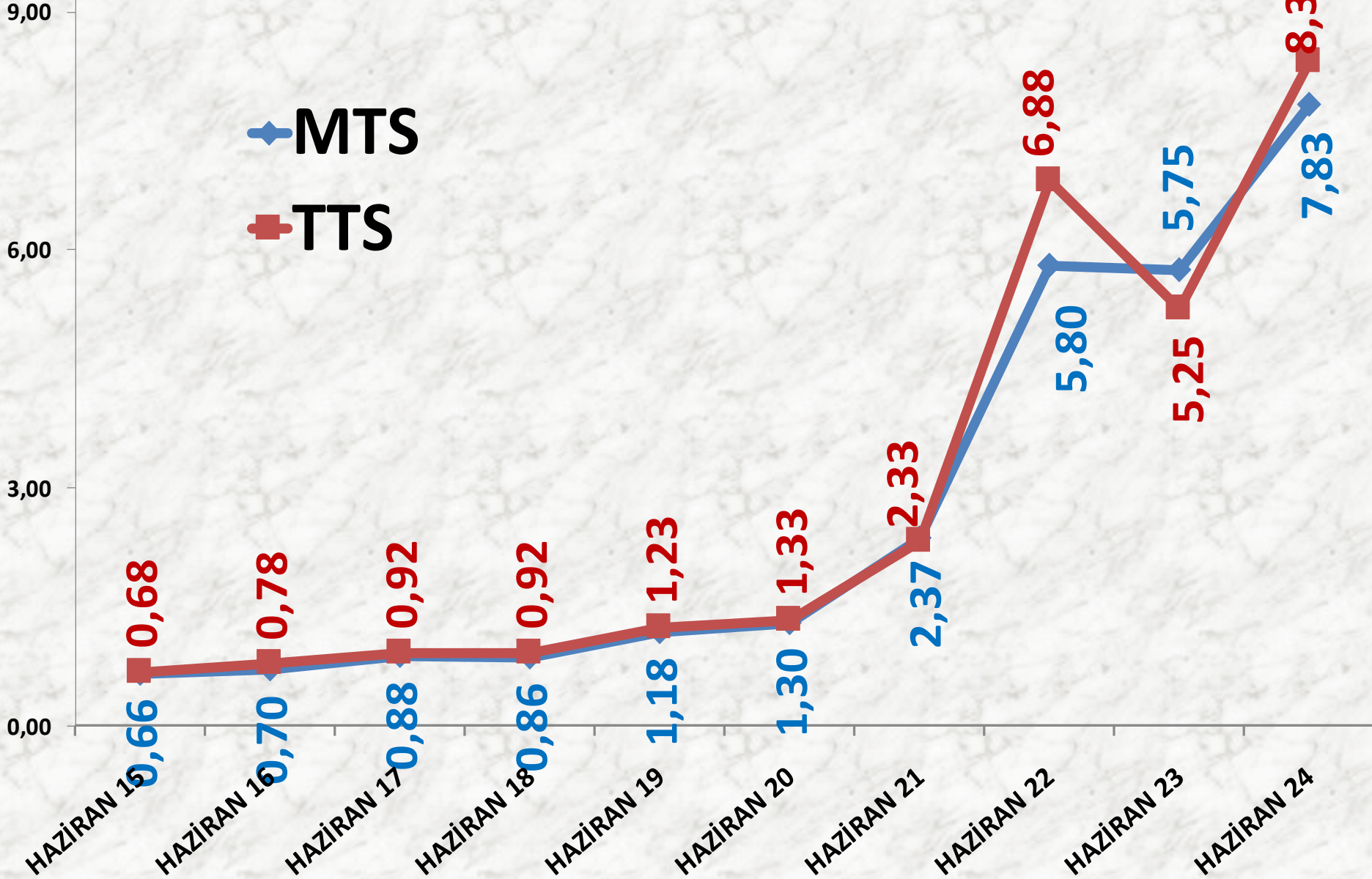
■ MTS



HAZİRAN AYLARI ARPA FİYAT TRENDİ (TL)

◆ MTS

■ TTS



BUĞDAY

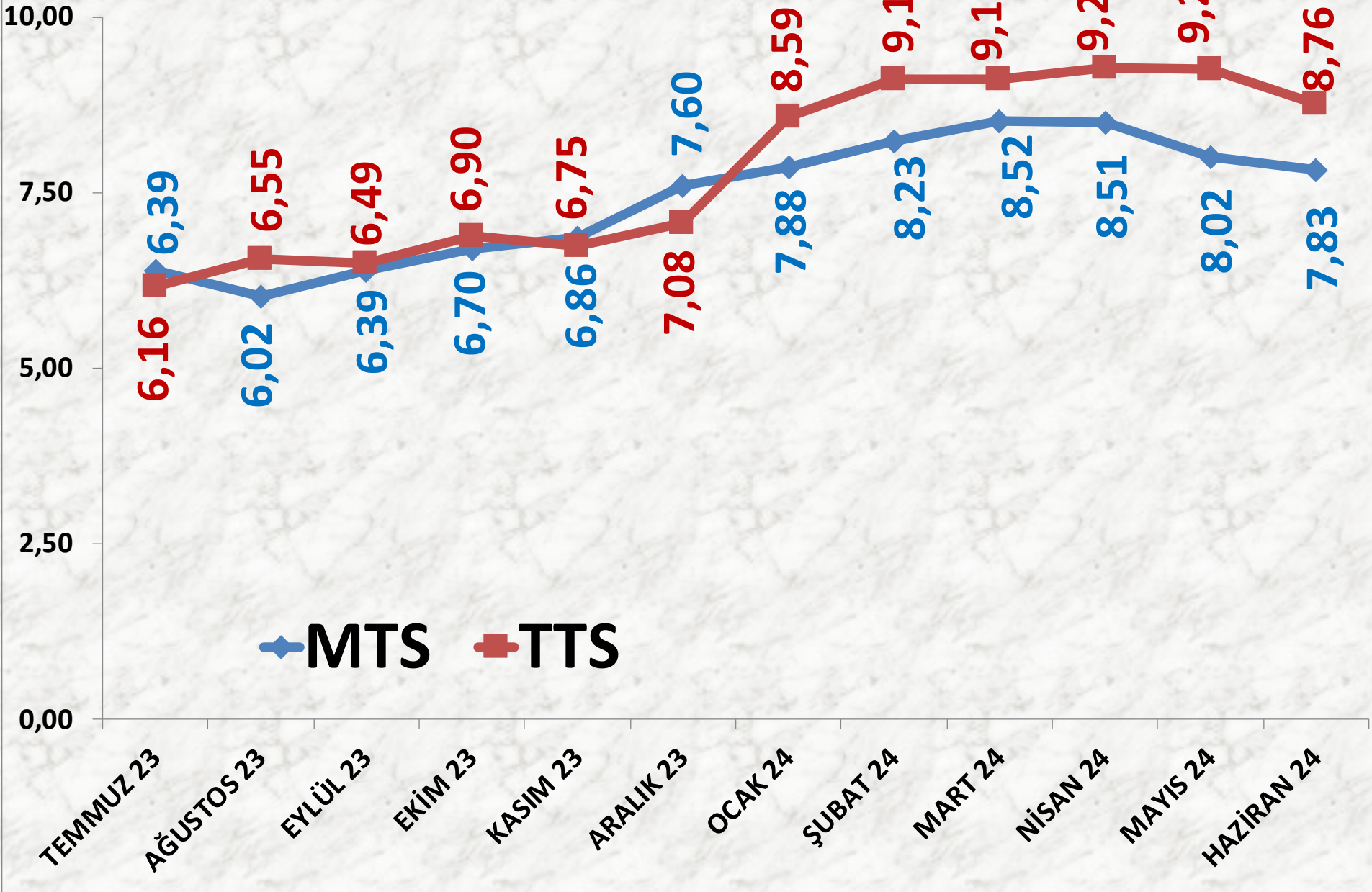
İŞLEM MİKTARI TON	2022 HAZİRAN	2023 HAZİRAN		2024 HAZİRAN	
MTS	1.712 TON	-37%	1.079 TON	57%	1.691 TON
TTS	3.136 TON	-55%	1.414 TON	113%	3.007 TON

EN AZ FİYAT	2022 HAZİRAN	2023 HAZİRAN		2024 HAZİRAN	
MTS	5,26 TL	4%	5,46 TL	32%	7,18 TL
TTS	5,50 TL	5%	5,80 TL	41%	8,20 TL

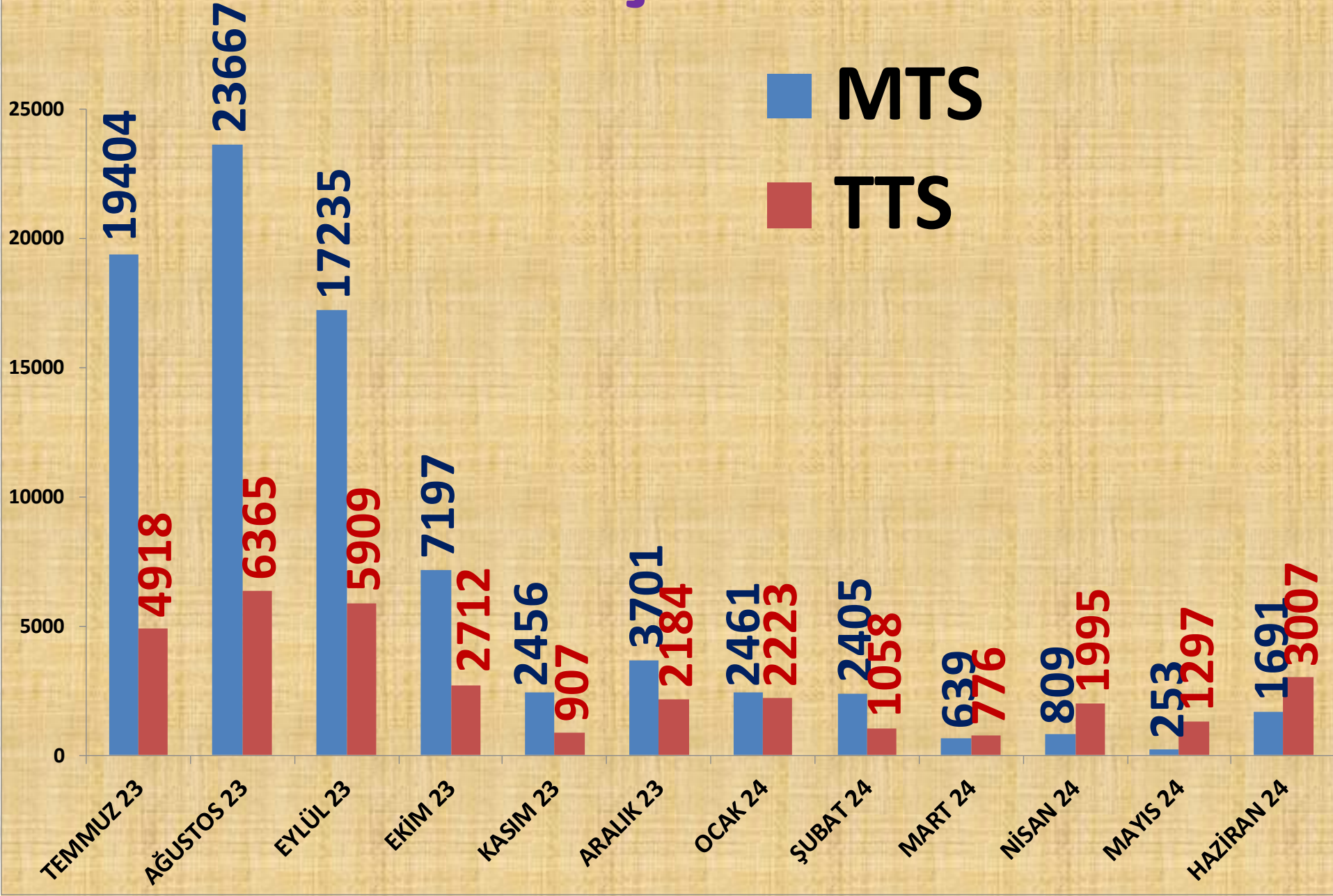
EN ÇOK FİYAT	2022 HAZİRAN	2023 HAZİRAN		2024 HAZİRAN	
MTS	7,52 TL	-20%	6,00 TL	61%	9,67 TL
TTS	7,70 TL	-13%	6,68 TL	57%	10,50 TL

ORTALAMA FİYAT	2022 HAZİRAN	2023 HAZİRAN		2024 HAZİRAN	
MTS	6,51 TL	-14%	5,62 TL	39%	7,83 TL
TTS	6,77 TL	-11%	6,00 TL	46%	8,76 TL

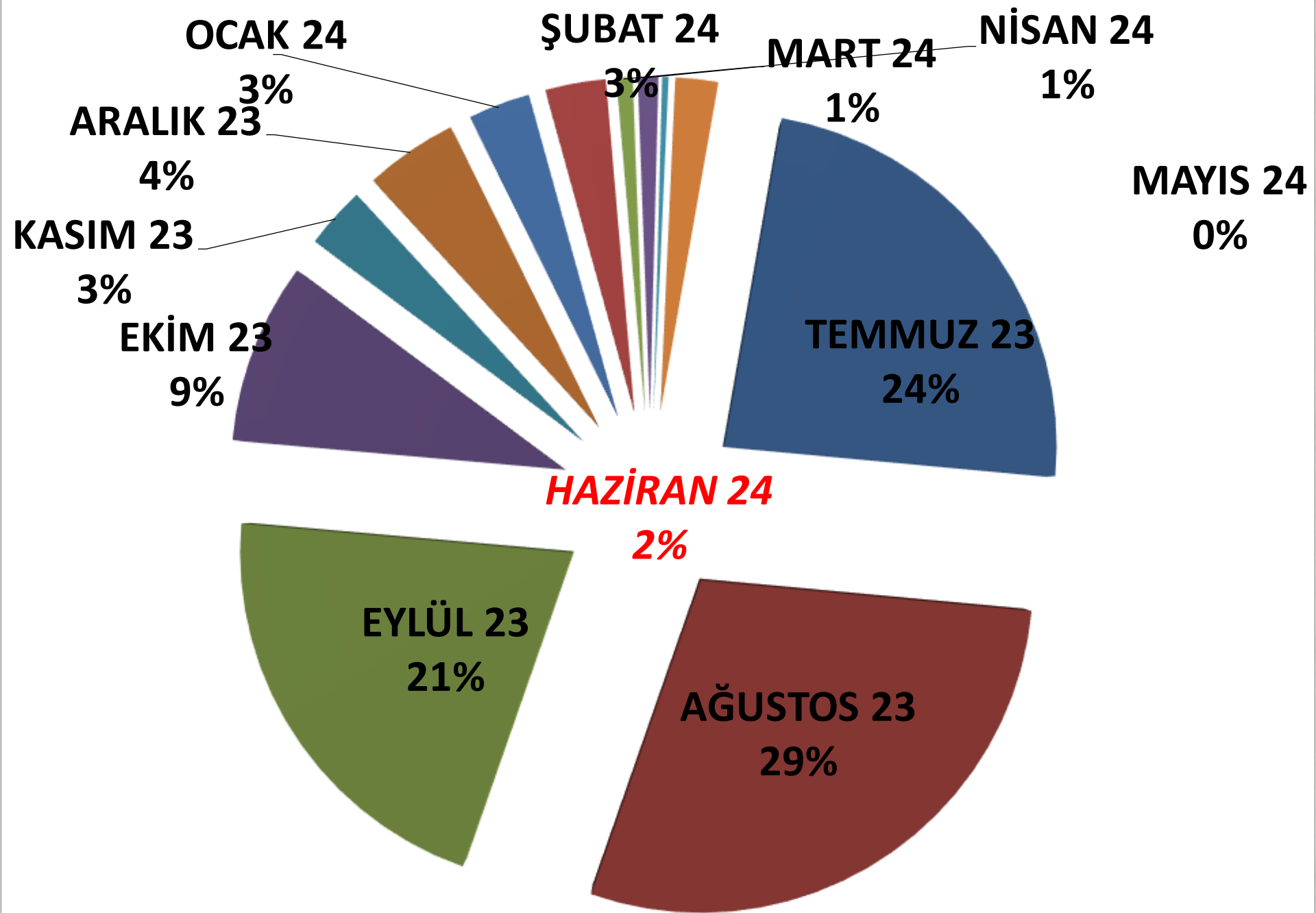
AYLIK BUĞDAY FİYAT TRENDİ (TL)



AYLIK BUĞDAY İŞLEM MİKTARI (TON)



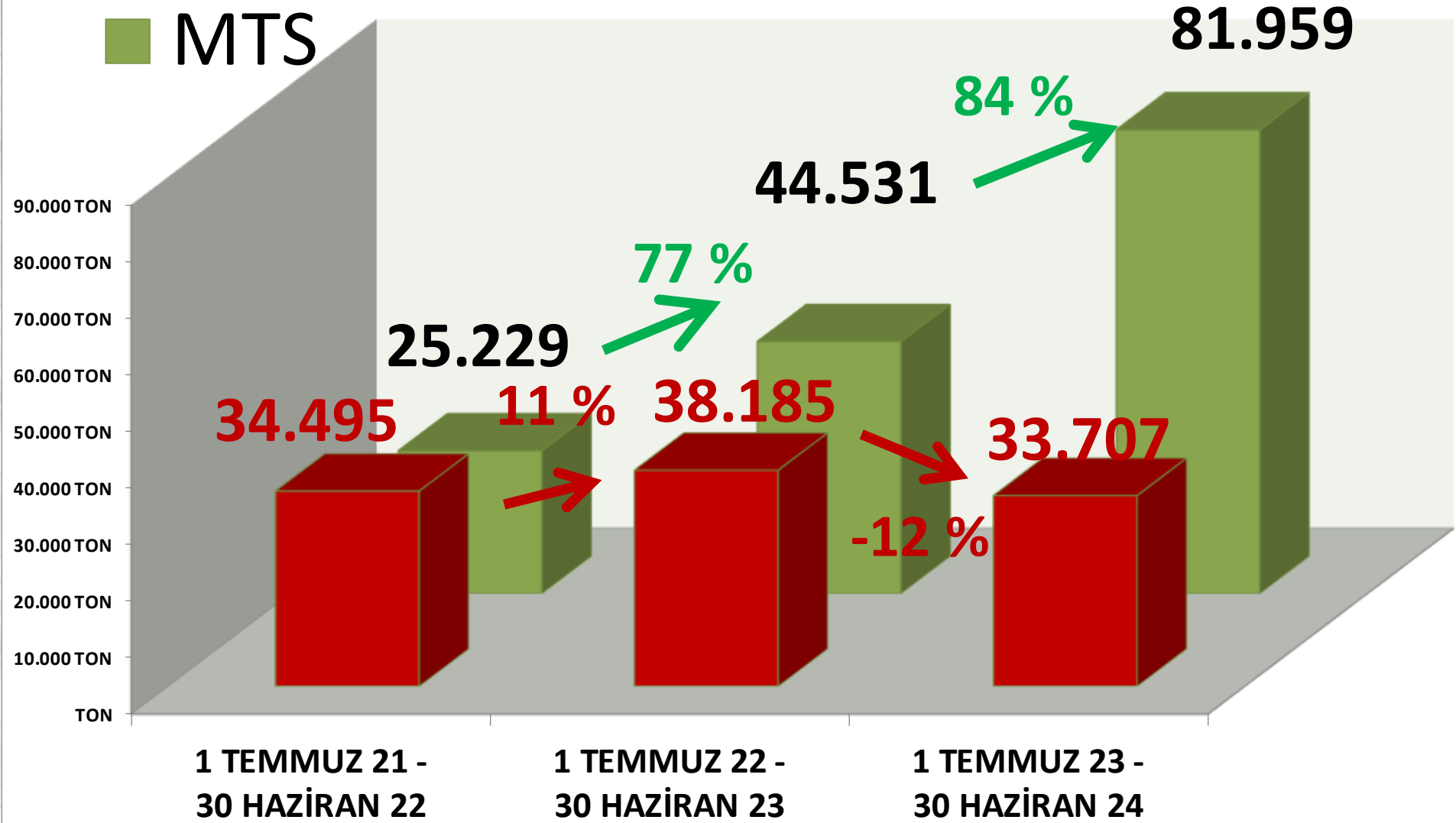
AYLIK BUĞDAY MTS İŞLEM MİKTARI ORANLARI



■ TTS

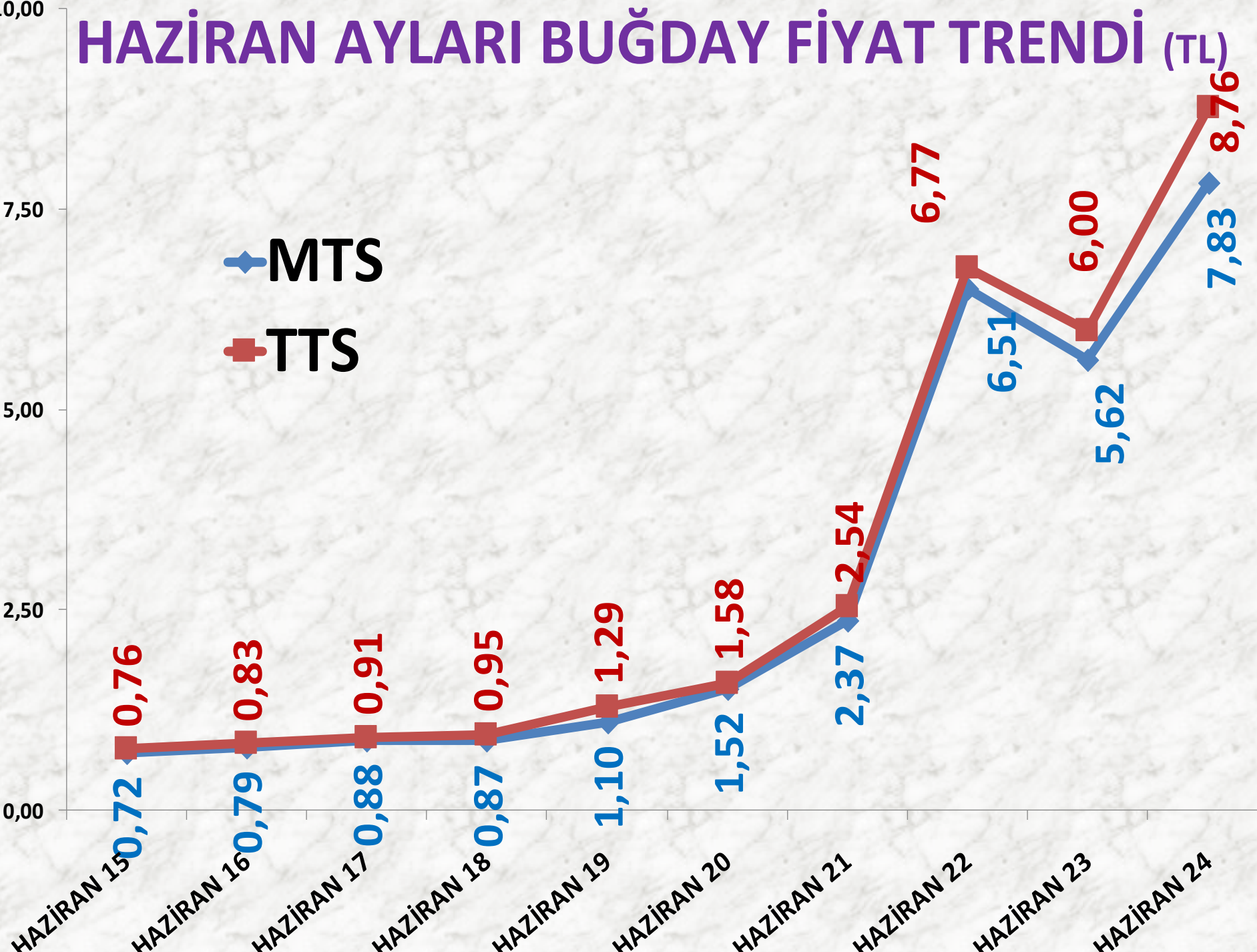
YILLIK BUĞDAY İŞLEM MİKTARI (TON)

■ MTS



HAZİRAN AYLARI BUĞDAY FİYAT TRENDİ (TL)

◆ MTS
■ TTS



MISIR DANE

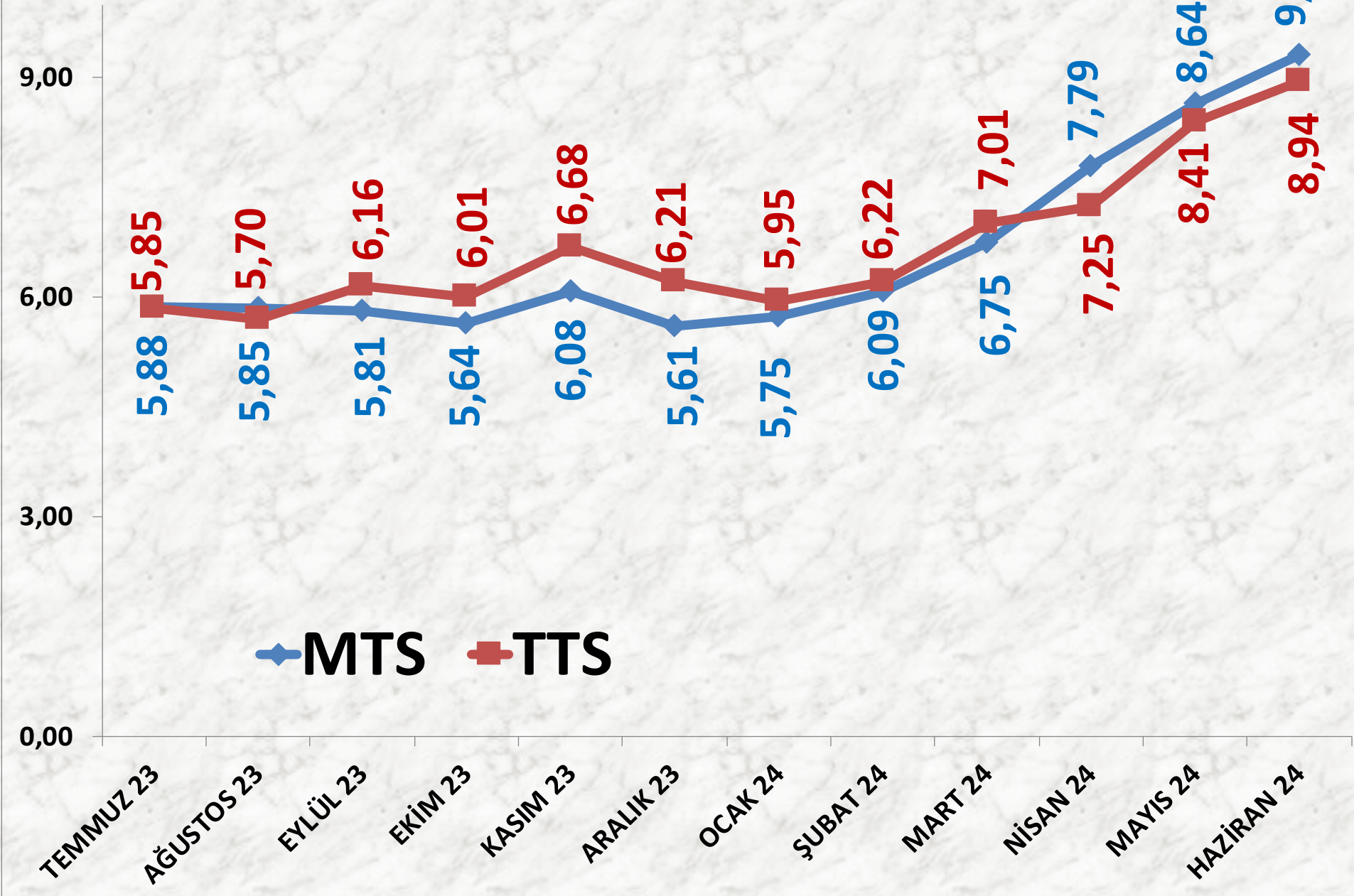
İŞLEM MİKTARI TON	2022 HAZİRAN	2023 HAZİRAN		2024 HAZİRAN	
MTS	22 TON	1381%	328 TON	118%	716 TON
TTS	112 TON	-43%	64 TON	56%	100 TON

EN AZ FİYAT	2022 HAZİRAN	2023 HAZİRAN		2024 HAZİRAN	
MTS	5,83 TL	-2%	5,71 TL	52%	8,67 TL
TTS	6,30 TL	-3%	6,10 TL	43%	8,70 TL

EN ÇOK FİYAT	2022 HAZİRAN	2023 HAZİRAN		2024 HAZİRAN	
MTS	5,83 TL	3%	6,02 TL	57%	9,46 TL
TTS	6,79 TL	-10%	6,10 TL	52%	9,30 TL

ORTALAMA FİYAT	2022 HAZİRAN	2023 HAZİRAN		2024 HAZİRAN	
MTS	5,83 TL	2%	5,92 TL	57%	9,31 TL
TTS	6,73 TL	-9%	6,10 TL	47%	8,94 TL

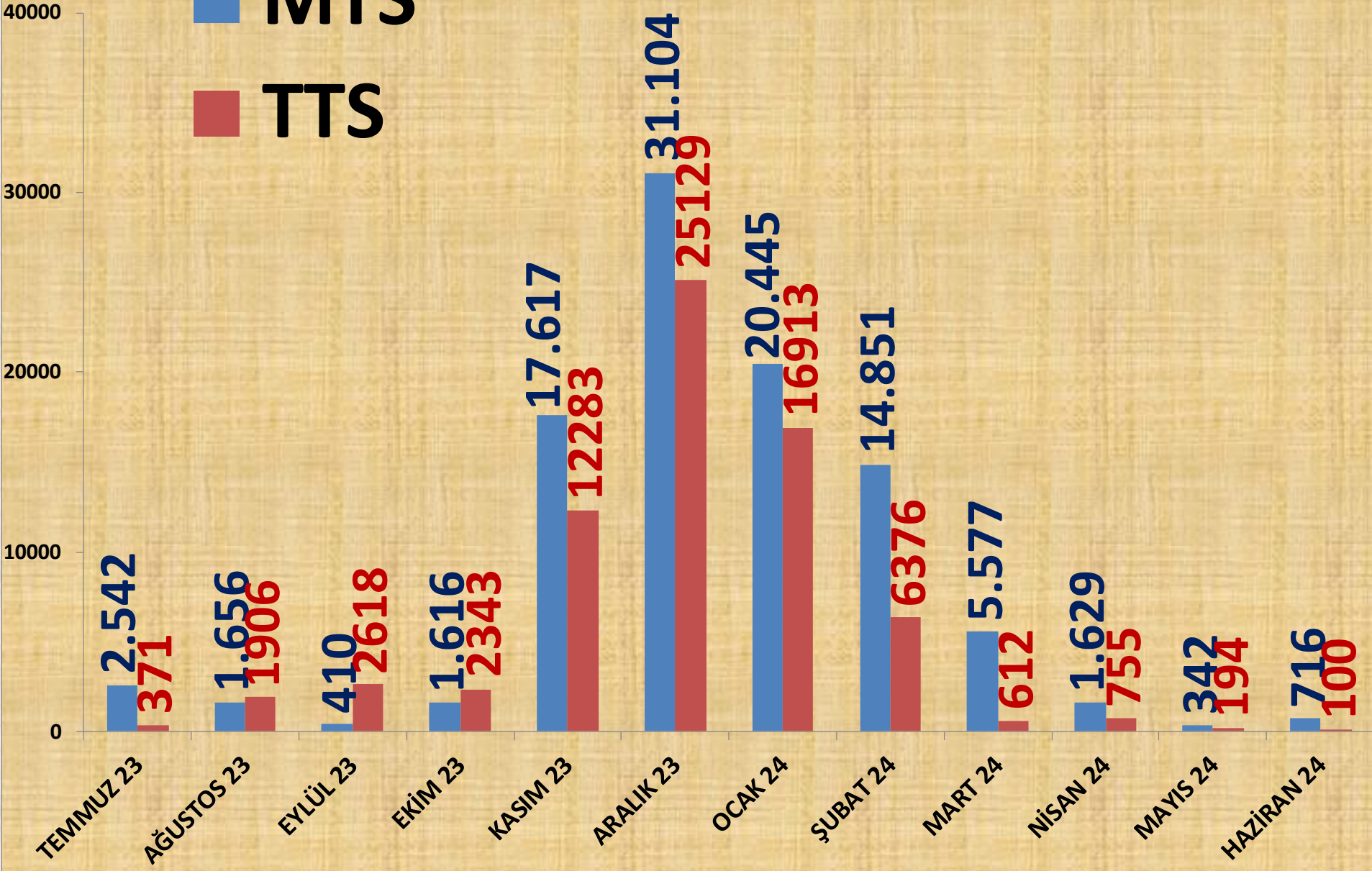
AYLIK MISIR DANE FİYAT TRENDİ (TL)

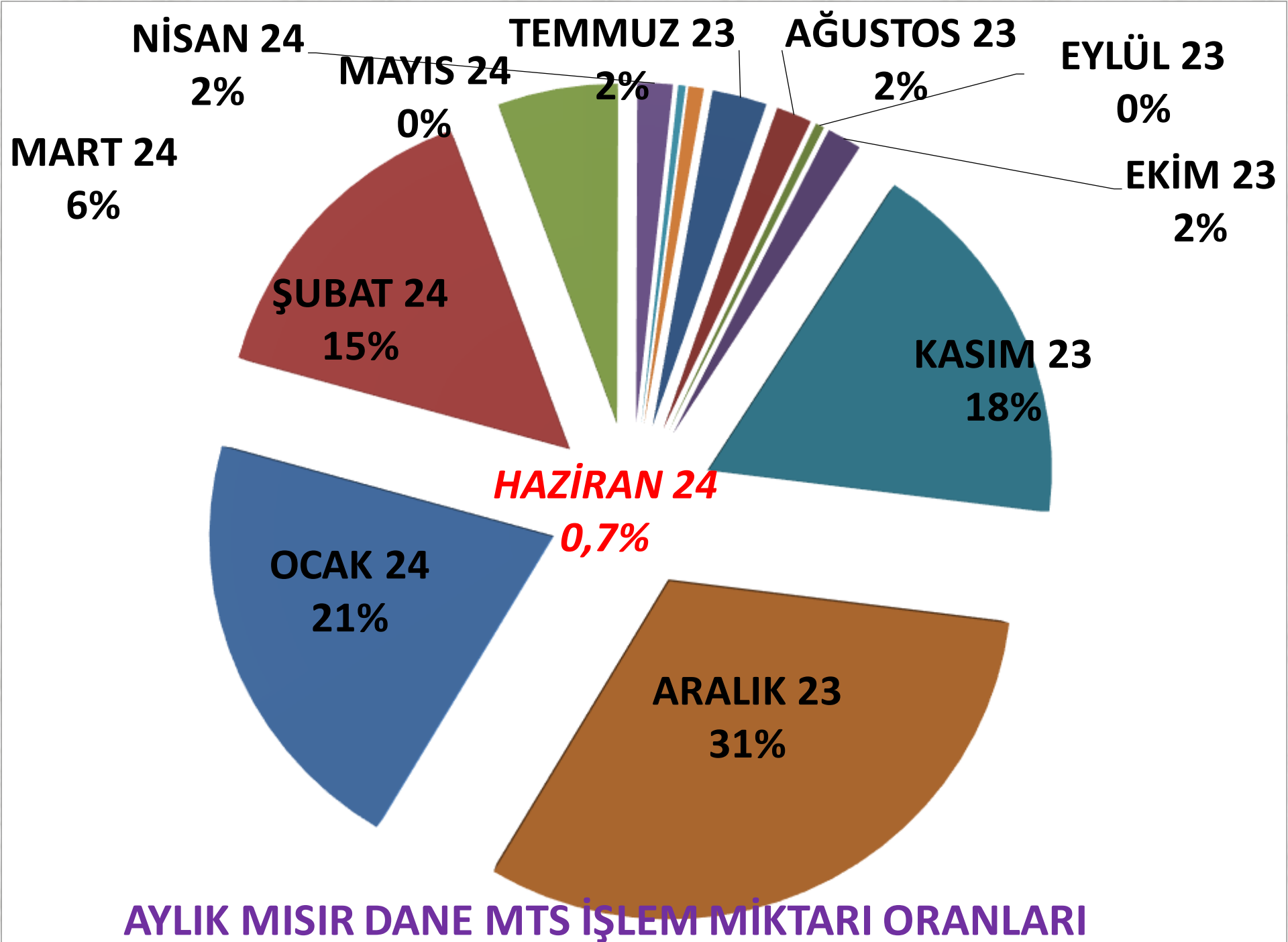


AYLIK MISIR DANE İŞLEM MİKTARI (TON)

■ MTS

■ TTS



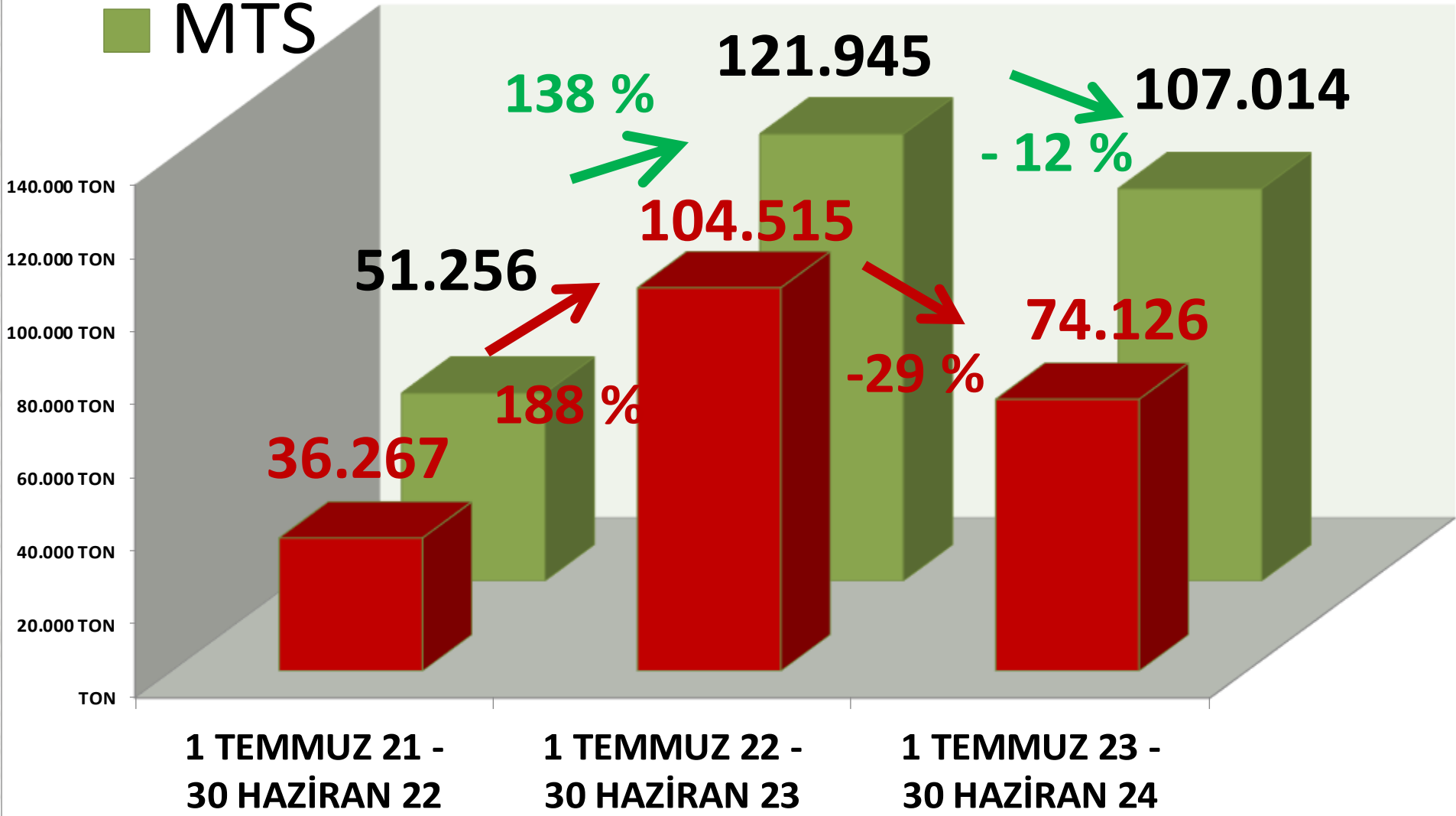


AYLIK MISIR DANE MTS İŞLEM MİKTARI ORANLARI

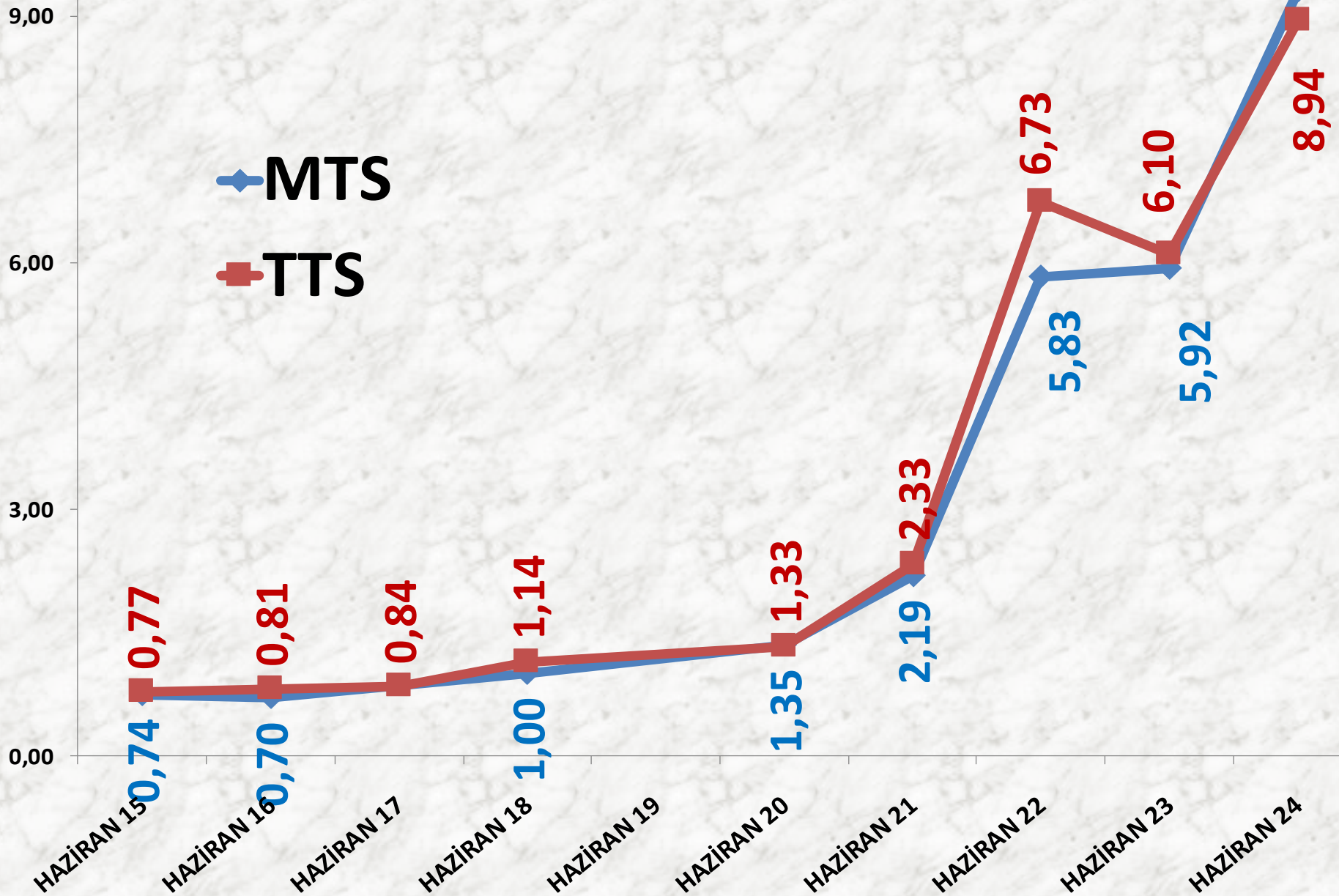
■ TTS

YILLIK MISIR DANE İŞLEM MİKTARI (TON)

■ MTS



HAZİRAN AYLARI MISIR DANE FİYAT TRENDİ (TL)



NOHUT

İŞLEM MİKTARI TON	2022 HAZİRAN	2023 HAZİRAN		2024 HAZİRAN	
MTS	171 TON	92%	328 TON	33%	436 TON
TTS	98 TON	-44%	55 TON	-	0

EN AZ FİYAT	2022 HAZİRAN	2023 HAZİRAN		2024 HAZİRAN	
MTS	9,45 TL	239%	32,00 TL	46%	46,71 TL
TTS	7,30 TL	311%	30,00 TL	-	-

EN ÇOK FİYAT	2022 HAZİRAN	2023 HAZİRAN		2024 HAZİRAN	
MTS	24,99 TL	57%	39,12 TL	104%	80,00 TL
TTS	19,00 TL	58%	30,00 TL	-	-

ORTALAMA FİYAT	2022 HAZİRAN	2023 HAZİRAN		2024 HAZİRAN	
MTS	21,57 TL	70%	36,68 TL	42%	52,23 TL
TTS	12,61 TL	138%	30,00 TL	-	-

NOHUT DOĞAL

İŞLEM MİKTARI TON	2022 HAZİRAN	2023 HAZİRAN		2024 HAZİRAN	
MTS	0	-	0	-	223 TON
TTS	22 TON	151%	55 TON	-	0

EN AZ FİYAT	2022 HAZİRAN	2023 HAZİRAN		2024 HAZİRAN	
MTS	-	-	-	-	46,71 TL
TTS	15,50 TL	94%	30,00 TL	-	-

EN ÇOK FİYAT	2022 HAZİRAN	2023 HAZİRAN		2024 HAZİRAN	
MTS	-	-	-	-	50,00 TL
TTS	15,50 TL	94%	30,00 TL	-	-

ORTALAMA FİYAT	2022 HAZİRAN	2023 HAZİRAN		2024 HAZİRAN	
MTS	-	-	-	-	47,22 TL
TTS	15,50 TL	94%	30,00 TL	-	-

NOHUT - ELENMİŐ

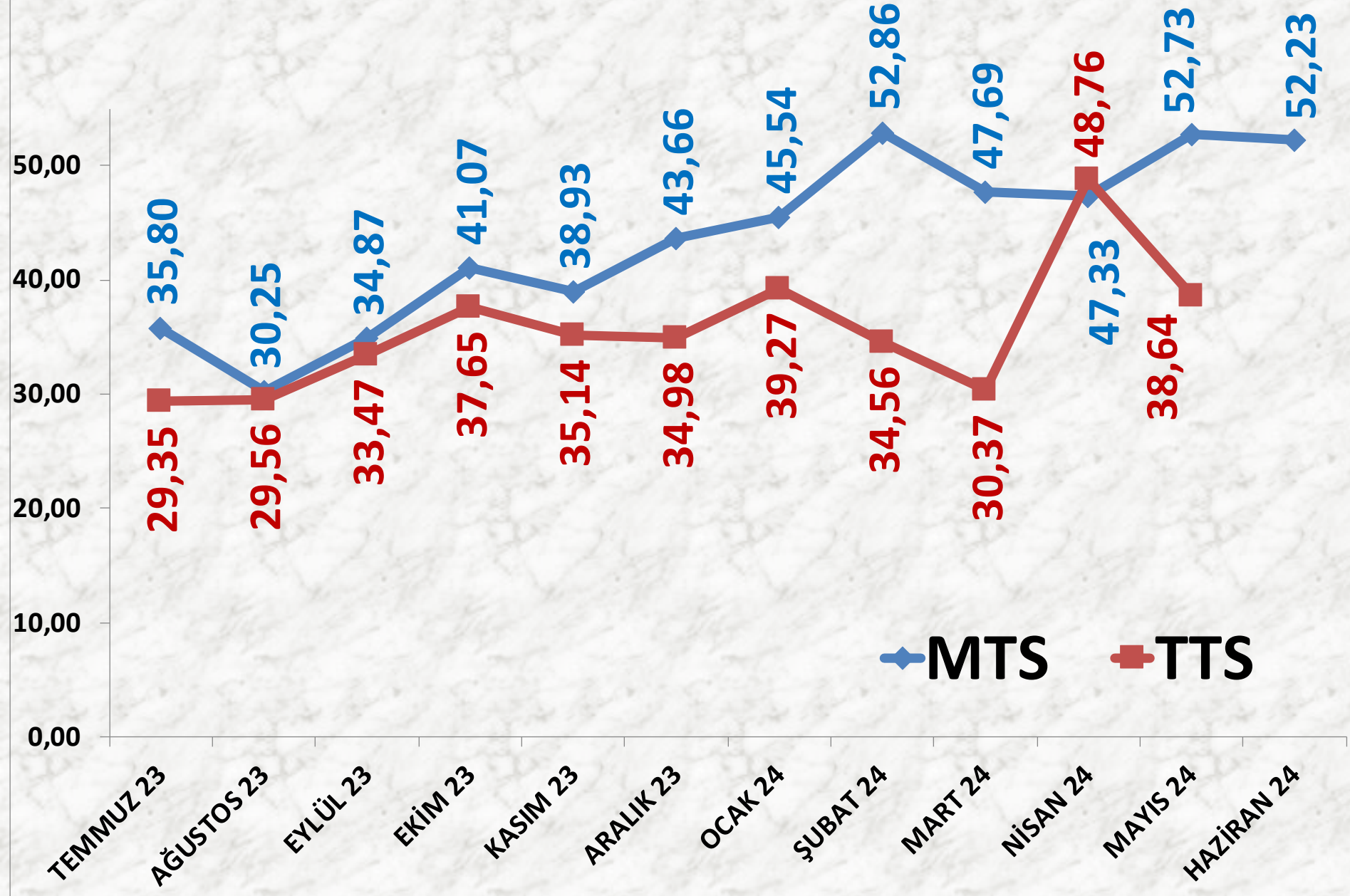
İŐLEM MİKTARI TON	2022 HAZİRAN	2023 HAZİRAN		2024 HAZİRAN	
MTS	150 TON	118%	328 TON	-35%	213 TON
TTS	26 TON	-100%	0	-	0

EN AZ FİYAT	2022 HAZİRAN	2023 HAZİRAN		2024 HAZİRAN	
MTS	19,00 TL	68%	32,00 TL	60%	51,21 TL
TTS	19,00 TL	-	-	-	-

EN ÇOK FİYAT	2022 HAZİRAN	2023 HAZİRAN		2024 HAZİRAN	
MTS	24,99 TL	57%	39,12 TL	104%	80,00 TL
TTS	19,00 TL	-	-	-	-

ORTALAMA FİYAT	2022 HAZİRAN	2023 HAZİRAN		2024 HAZİRAN	
MTS	23,18 TL	58%	36,68 TL	57%	57,47 TL
TTS	19,00 TL	-	-	-	-

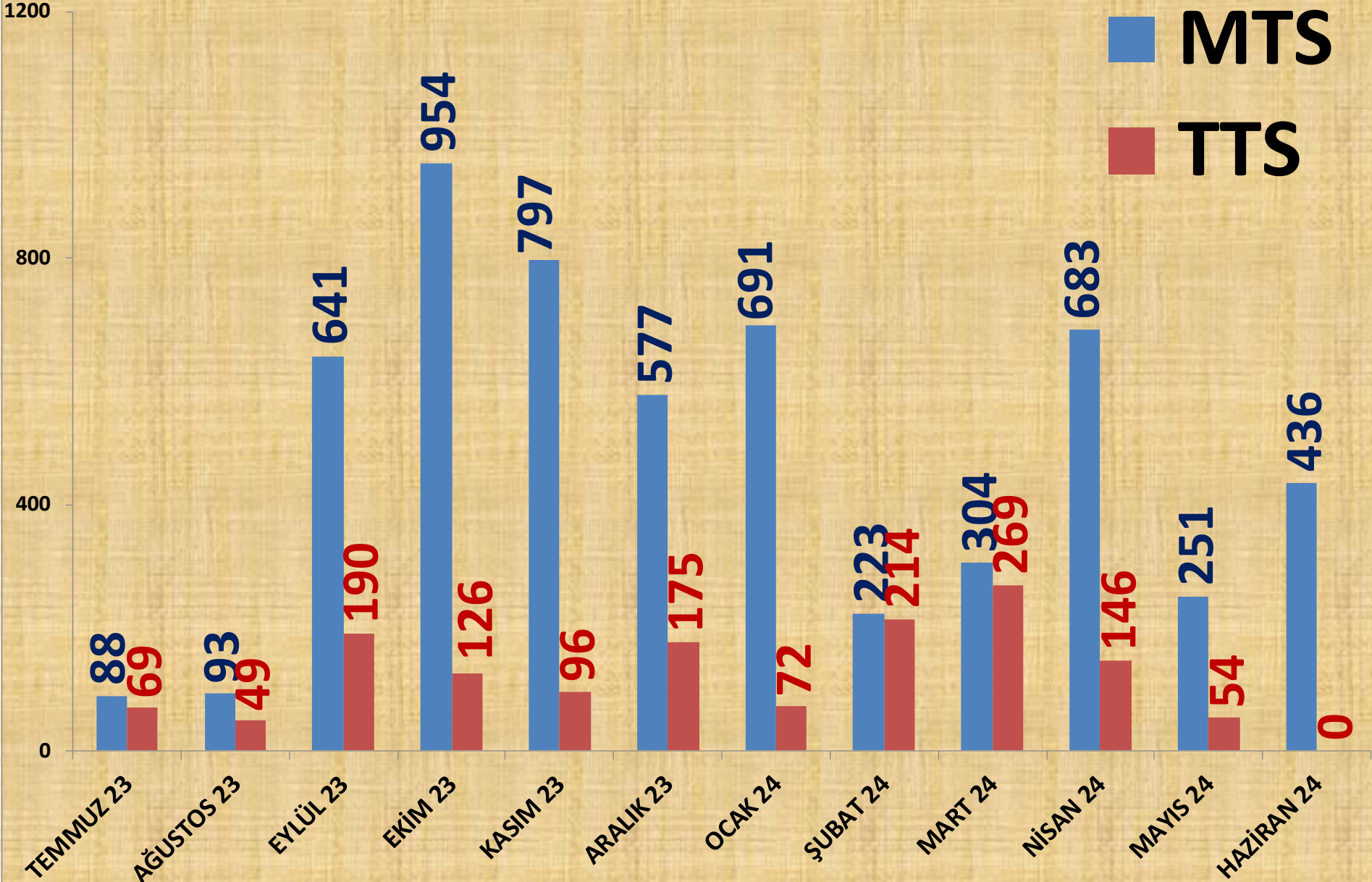
AYLIK NOHUT FİYAT TRENDİ (TL)

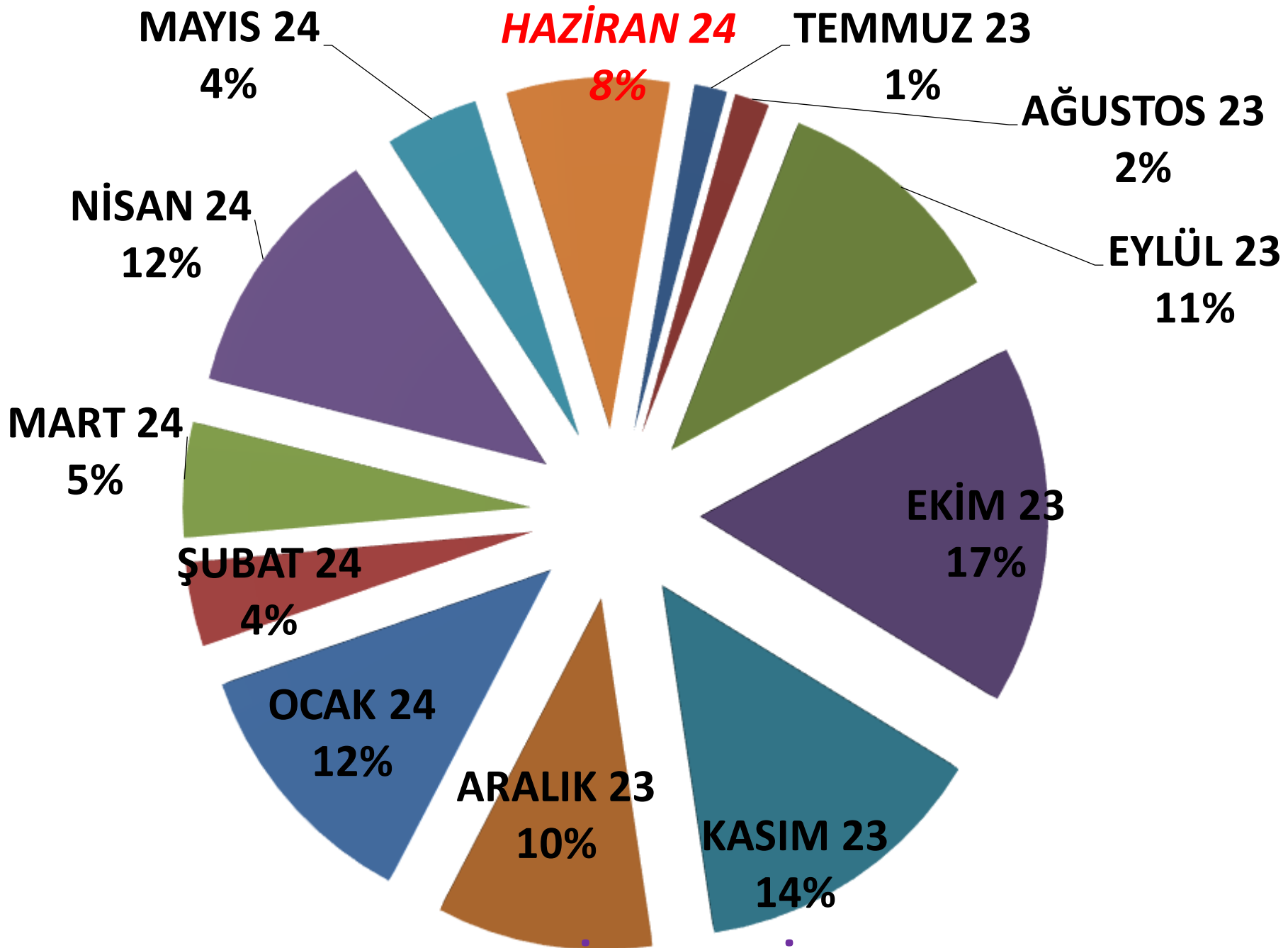


AYLIK NOHUT İŞLEM MİKTARI (TON)

MTS

TTS



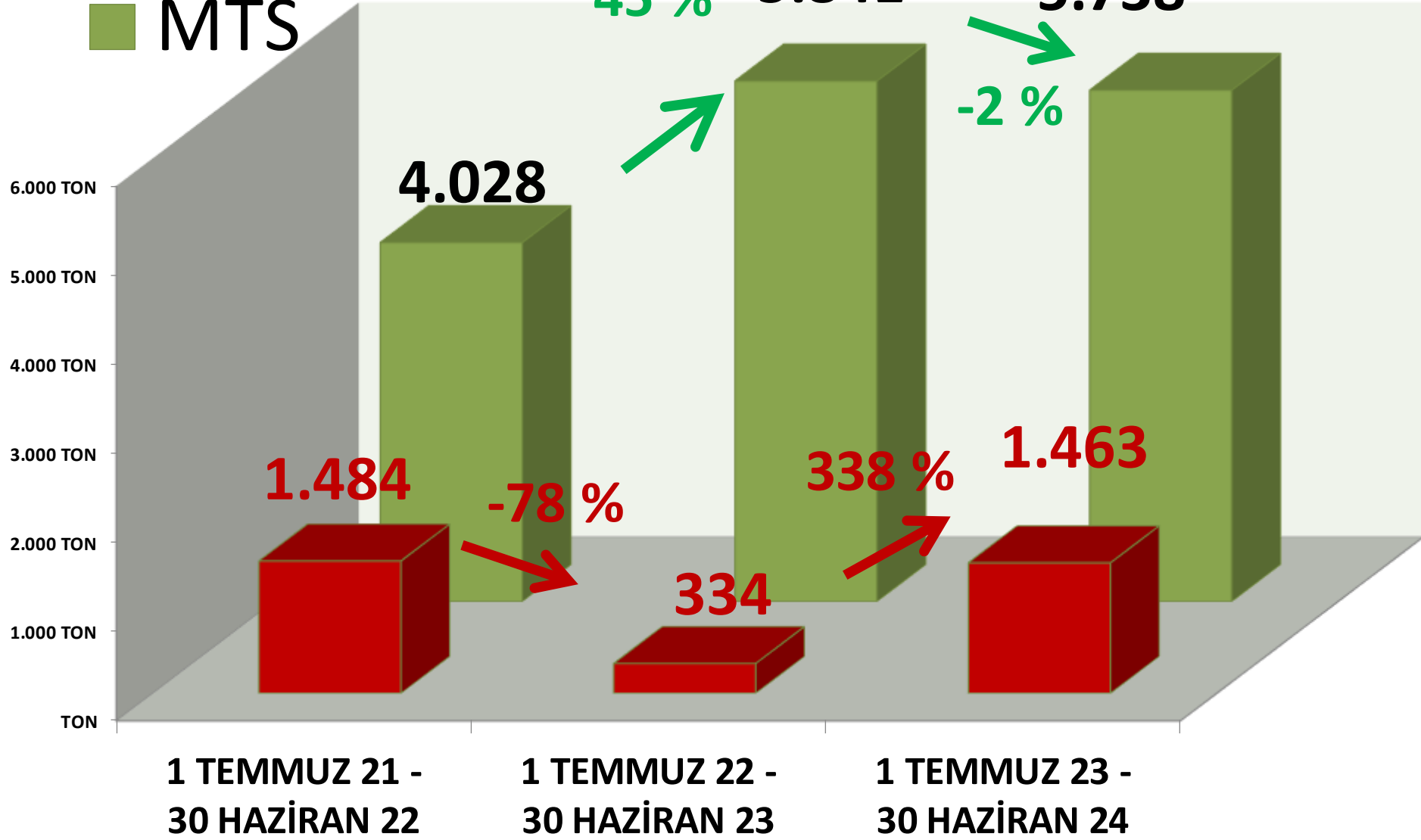


AYLIK NOHUT MTS İŞLEM MİKTARI ORANLARI

TTS

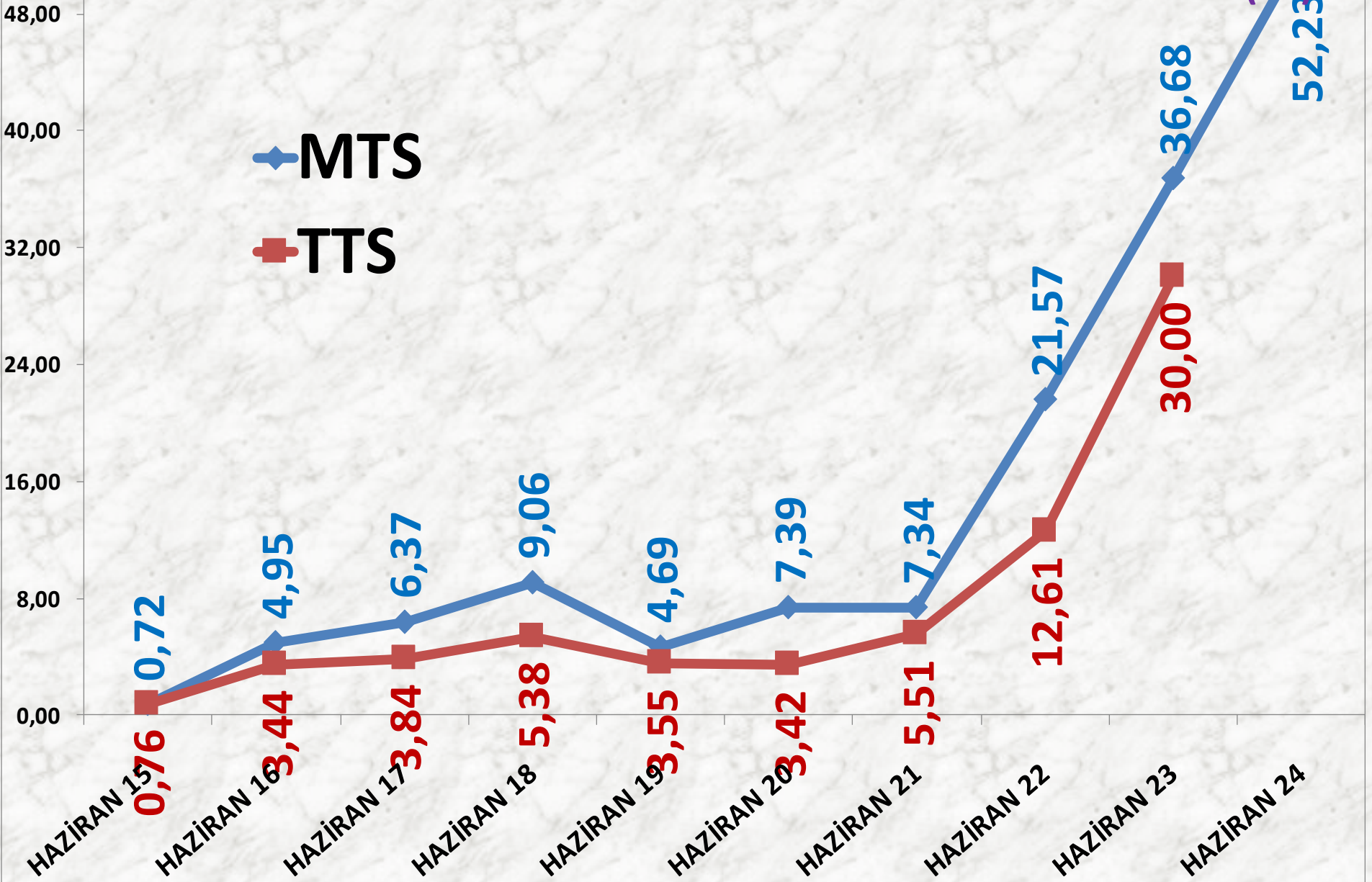
YILLIK NOHUT İŞLEM MİKTARI (TON)

MTS



HAZİRAN AYLARI NOHUT FİYAT TRENDİ (TL)

◆ MTS
■ TTS



BEYAZ LEBLEBİ

LEBLEBİ BEYAZ 8,50 mm

İŞLEM MİKTARI TON	2022 HAZİRAN	2023 HAZİRAN		2024 HAZİRAN	
TTS	17 TON	-100%	0	-	0

LEBLEBİ BEYAZ 9 mm

İŞLEM MİKTARI TON	2022 HAZİRAN	2023 HAZİRAN		2024 HAZİRAN	
TTS	97 TON	-87%	13 TON	-79%	3 TON

BEYAZ LEBLEBİ

LEBLEBİ BEYAZ 9 + 9,50 mm

İŞLEM MİKTARI TON	2022 HAZİRAN	2023 HAZİRAN		2024 HAZİRAN	
TTS	7 TON	217%	21 TON	77%	38 TON

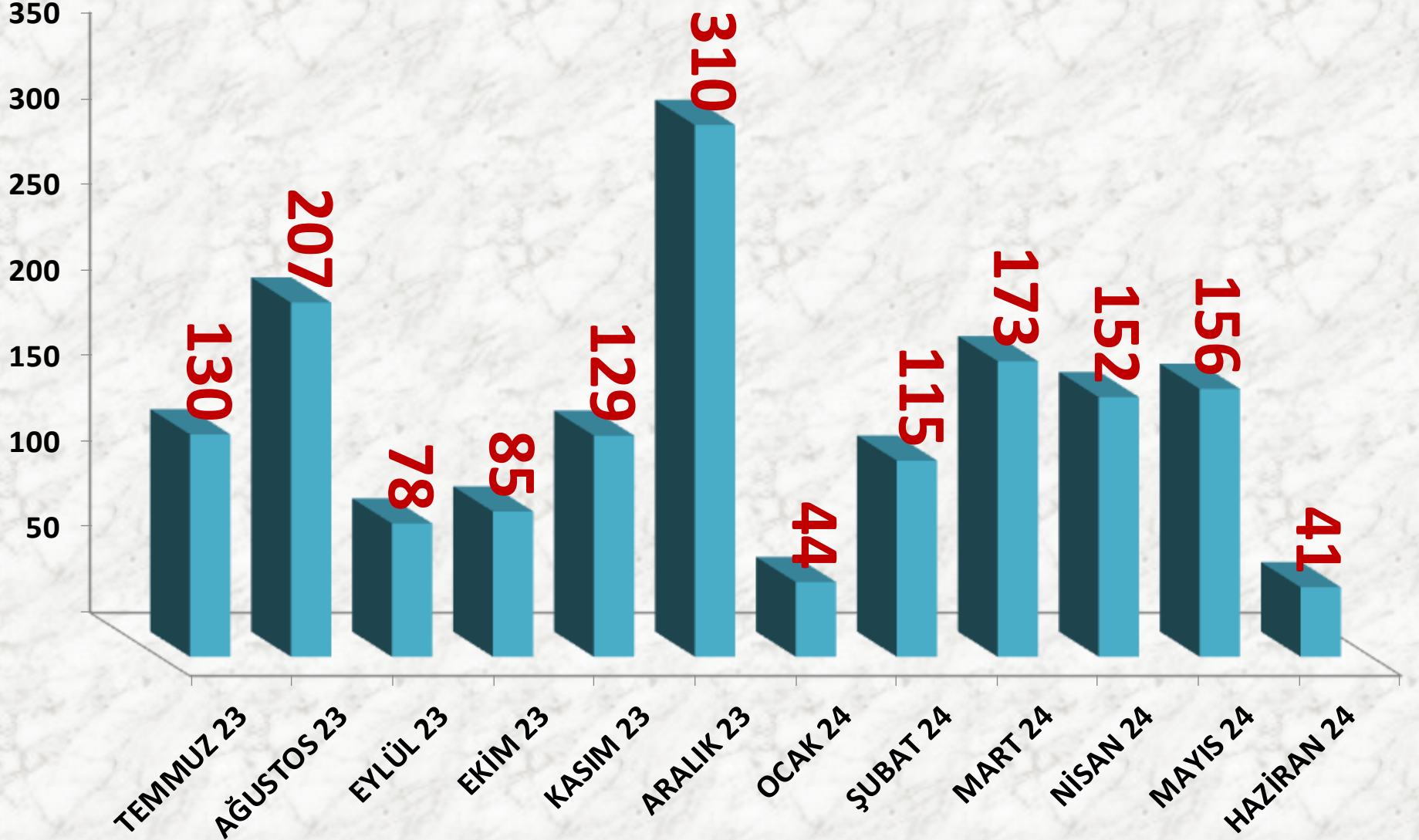
LEBLEBİ ELENTİ (Beyaz)

İŞLEM MİKTARI TON	2022 HAZİRAN	2023 HAZİRAN		2024 HAZİRAN	
TTS	30 TON	-	0	-	0

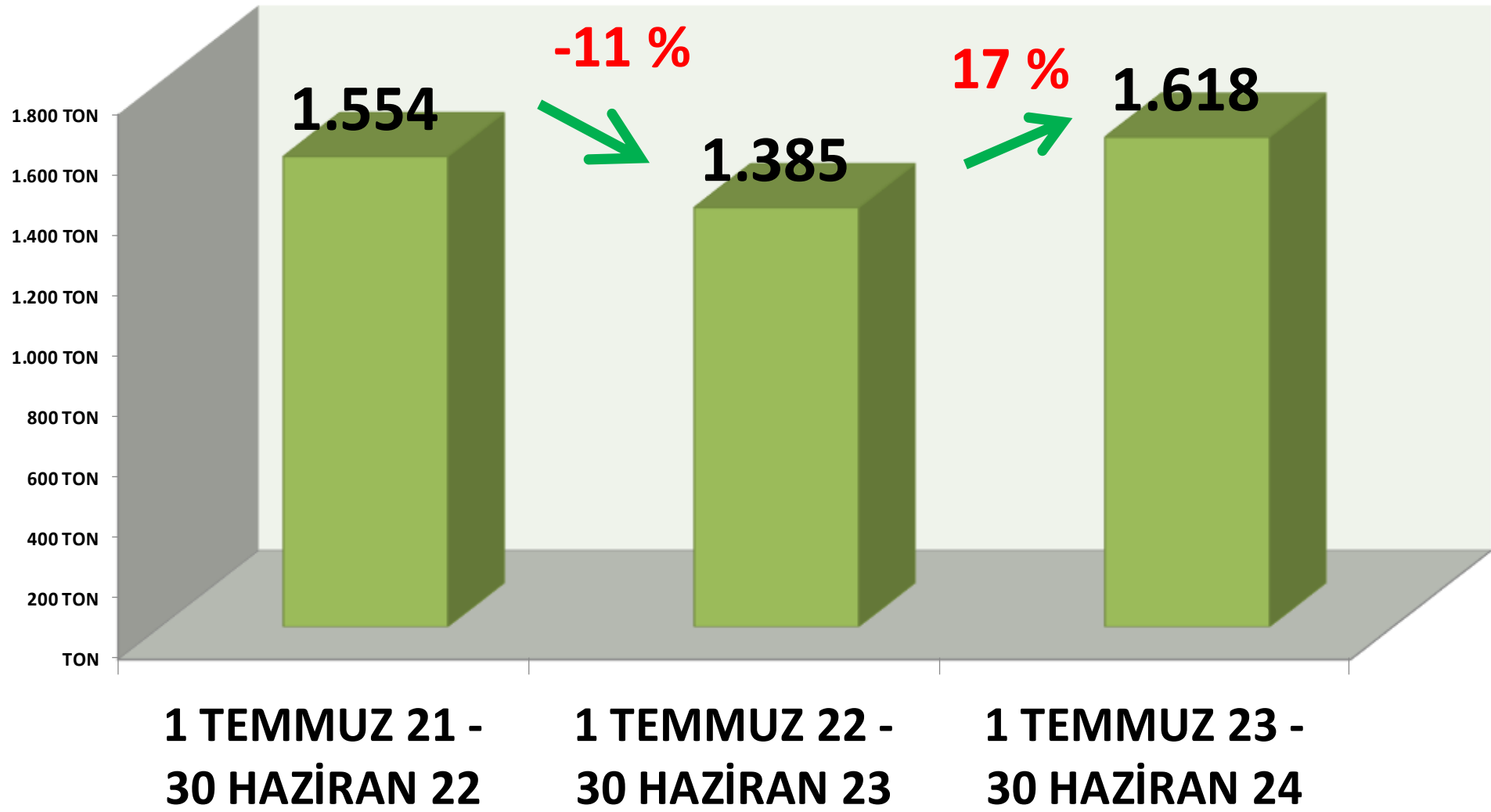
LEBLEBİ BEYAZ TOPLAM

İŞLEM MİKTARI TON	2022 HAZİRAN	2023 HAZİRAN		2024 HAZİRAN	
TTS	<u>152 TON</u>	-77%	<u>34 TON</u>	18%	<u>41 TON</u>

Leblebi Beyaz İşlem Miktarı (Ton)



YILLIK TOPLAM BEYAZ LEBLEBİ İŞLEM MİKTARI (TON)



LEBLEBİ BEYAZ 8,50 mm FİYATLARI

FİYAT	2022 HAZİRAN	2023 HAZİRAN		2024 HAZİRAN	
EN AZ	16,00 TL	-	-	-	-
EN ÇOK	16,00 TL	-	-	-	-
ORTALAMA	16,00 TL	-	-	-	-

LEBLEBİ BEYAZ 9 mm FİYATLARI

FİYAT	2022 HAZİRAN	2023 HAZİRAN		2024 HAZİRAN	
EN AZ	30,69 TL	63%	50,00 TL	94%	96,92 TL
EN ÇOK	40,00 TL	50%	60,00 TL	62%	96,92 TL
ORTALAMA	34,45 TL	61%	55,35 TL	75%	96,92 TL

LEBLEBİ BEYAZ 9 + 9,50 mm FİYATLARI

FİYAT	2022 HAZİRAN	2023 HAZİRAN		2024 HAZİRAN	
EN AZ	26,00 TL	88%	49,00 TL	63%	80,00 TL
EN ÇOK	29,00 TL	69%	49,00 TL	63%	80,00 TL
ORTALAMA	27,89 TL	76%	49,00 TL	63%	80,00 TL

LEBLEBİ ELENTİ (Beyaz) Fiyatları

ORTALAMA FİYAT	2022 HAZİRAN	2023 HAZİRAN		2024 HAZİRAN	
	8,67 TL	-	-	-	-

SARI LEBLEBİ

LEBLEBİ SARI 9 mm

İŞLEM MİKT. TON	2022 HAZİRAN	2023 HAZİRAN		2024 HAZİRAN	
TTS	25 TON	-26%	18 TON	2%	19 TON

LEBLEBİ SARI 9,50 mm

İŞLEM MİKT. TON	2022 HAZİRAN	2023 HAZİRAN		2024 HAZİRAN	
TTS	42 TON	-47%	23 TON	65%	37 TON

LEBLEBİ SARI 9,75 mm

İŞLEM MİKT. TON	2022 HAZİRAN	2023 HAZİRAN		2024 HAZİRAN	
TTS	76 TON	-15%	65 TON	1%	65 TON

LEBLEBİ SARI 10 mm

İŞLEM MİKT. TON	2022 HAZİRAN	2023 HAZİRAN		2024 HAZİRAN	
TTS	297 TON	-62%	112 TON	-99%	2 TON

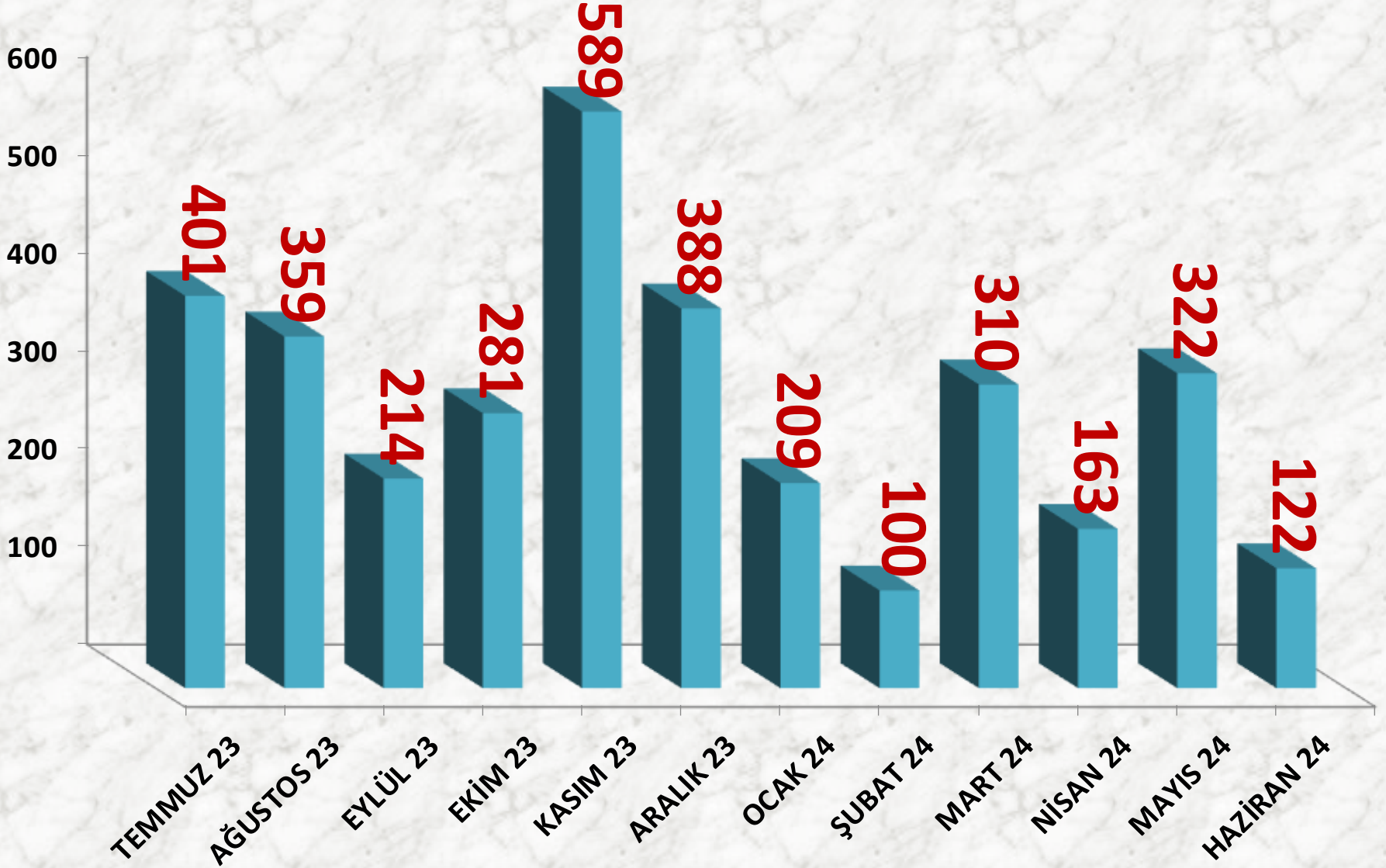
LEBLEBİ KALBURALTI (SARI)

İŞLEM MİKT. TON	2022 HAZİRAN	2023 HAZİRAN		2024 HAZİRAN	
TTS	0	-	0	-	0

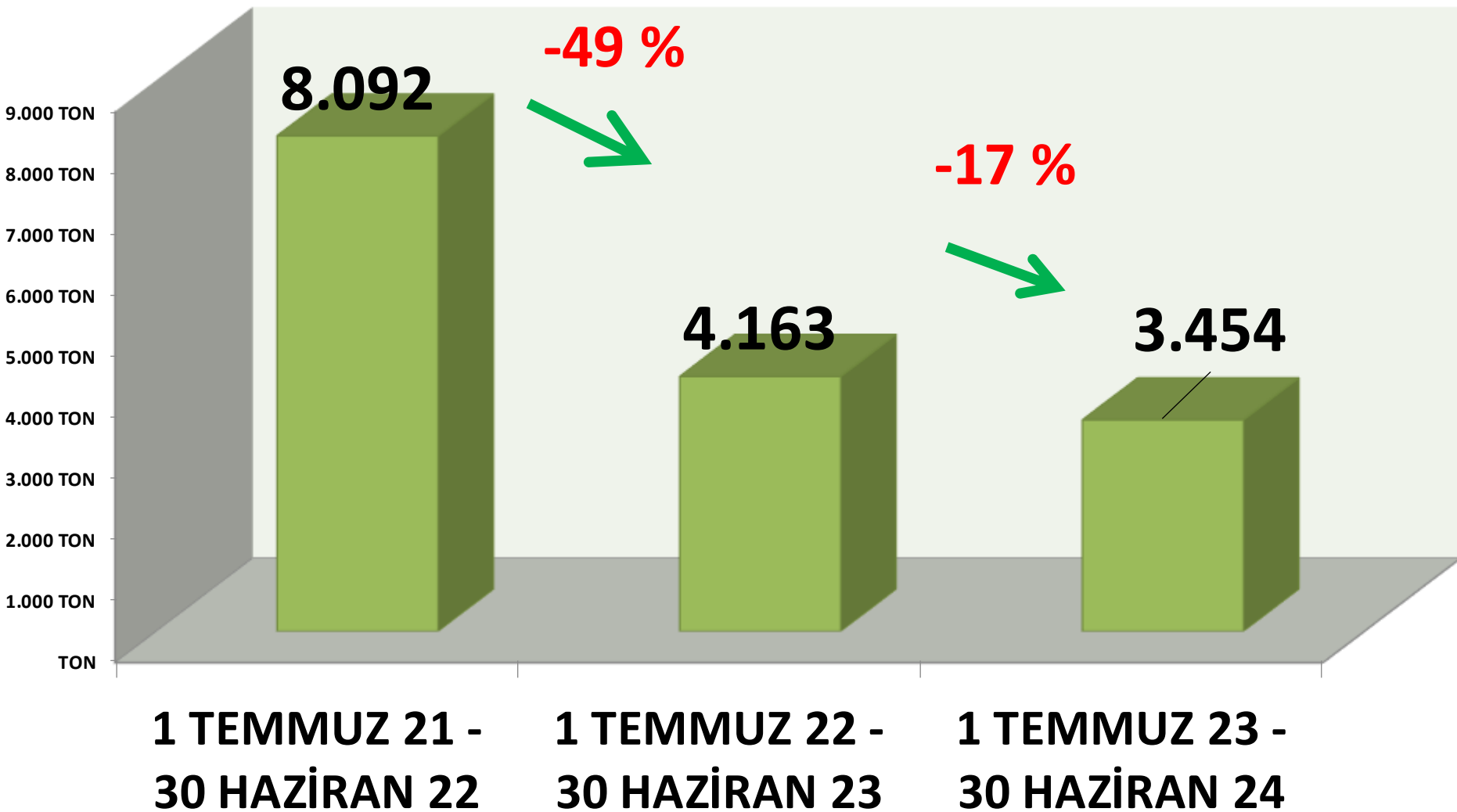
LEBLEBİ SARI TOPLAM

İŞLEM MİKT. TON	2022 HAZİRAN	2023 HAZİRAN		2024 HAZİRAN	
TTS	<u>441 TON</u>	-51%	<u>218 TON</u>	-44%	<u>122 TON</u>

Leblebi Sarı İşlem Miktarı (Ton)



YILLIK TOPLAM SARI LEBLEBİ İŞLEM MİKTARI (TON)



LEBLEBİ SARI 9 mm FİYATLARI

	2022 HAZİRAN	2023 HAZİRAN		2024 HAZİRAN	
EN AZ	17,50 TL	83%	32,00 TL	75%	56,00 TL
EN ÇOK	20,00 TL	60%	32,00 TL	100%	64,00 TL
ORTALAMA	18,24 TL	75%	32,00 TL	98%	63,41 TL

LEBLEBİ SARI 9,50 mm FİYATLARI

	2022 HAZİRAN	2023 HAZİRAN		2024 HAZİRAN	
EN AZ	20,75 TL	83%	38,00 TL	91%	72,50 TL
EN ÇOK	25,00 TL	80%	45,00 TL	69%	76,00 TL
ORTALAMA	23,17 TL	83%	42,43 TL	75%	74,12 TL

LEBLEBİ SARI 9,75 mm FİYATLARI

	2022 HAZİRAN	2023 HAZİRAN		2024 HAZİRAN	
EN AZ	26,00 TL	74%	45,25 TL	83%	83,00 TL
EN ÇOK	29,35 TL	69%	49,50 TL	82%	90,00 TL
ORTALAMA	28,78 TL	65%	47,51 TL	84%	87,37 TL

LEBLEBİ SARI 10 mm FİYATLARI

	2022 HAZİRAN	2023 HAZİRAN		2024 HAZİRAN	
EN AZ	31,00 TL	68%	52,00 TL	86%	96,92 TL
EN ÇOK	48,00 TL	33%	64,00 TL	51%	96,92 TL
ORTALAMA	35,78 TL	57%	56,14 TL	73%	96,92 TL

LEBLEBİ KALBURALTI (SARI) FİYATLARI

	2022 HAZİRAN	2023 HAZİRAN		2024 HAZİRAN	
ORTALAMA FİYAT	-	-	-	-	-

YILLIK YURTIÇİ TOPLAM LEBLEBİ İŞLEM MİKTARI

MİKTAR	1 TEMMUZ 21 - 30 HAZİRAN 22	1 TEMMUZ 22 - 30 HAZİRAN 23		1 TEMMUZ 23 - 30 HAZİRAN 24	
SARI	8.092 TON	-49%	4.163 TON	-17%	3.454 TON
BEYAZ	1.554 TON	-11%	1.385 TON	17%	1.618 TON
KAPL.+KIRIK	2.078 TON	-6%	1.950 TON	0%	1.958 TON
LEBLEBİ TOPLAM	11.724 TON	-36%	7.497 TON	-6%	7.029 TON

YILLIK TOPLAM TTS LEBLEBİ TESCİLİ

■ KAPL. + KIRIK

■ BEYAZ

■ SARI

40.000 TON
35.000 TON
30.000 TON
25.000 TON
20.000 TON
15.000 TON
10.000 TON
5.000 TON
TON

1 TEMMUZ 21 -
30 HAZİRAN 22

2078 TON
1.554 TON
8.092 TON

-36 %

1 TEMMUZ 22 -
30 HAZİRAN 23

1950 TON
1.385 TON
4.163 TON

-6 %

1 TEMMUZ 23 -
30 HAZİRAN 24

1958 TON
1.618 TON
3.454 TON

LEBLEBİ İHRACAT MİKTARLARI

2022 HAZİRAN

SARI LEBLEBİ	17.016 kg.
BEYAZ LEBLEBİ	1.528 kg.
KAPLAMALI LEBLEBİ	1.964 kg.
KIRIK LEBLEBİ	-
LEBLEBİ UNU	-
LEBLEBİ KALBURALTI	-
TOPLAM	20.508 kg.

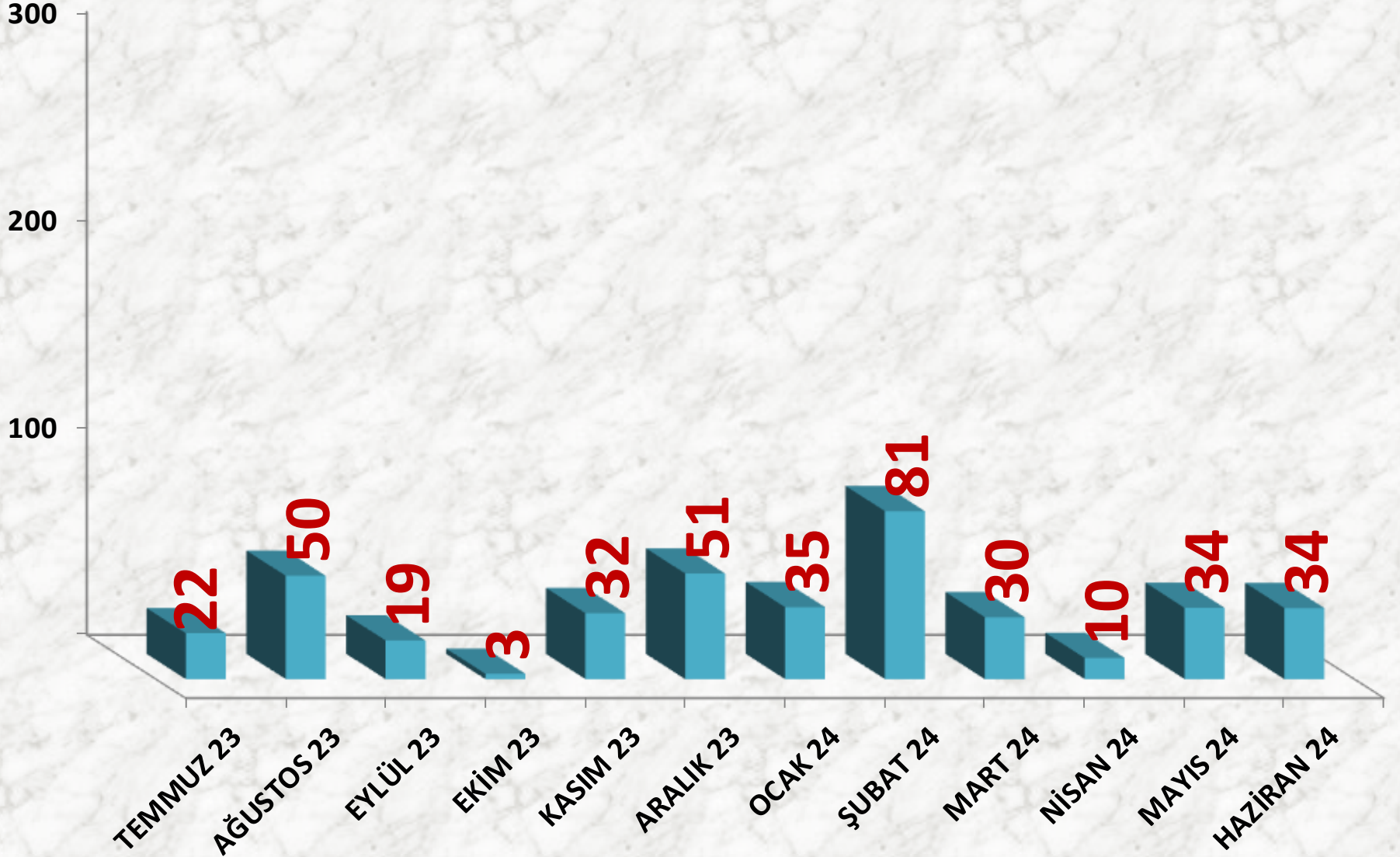
2023 HAZİRAN

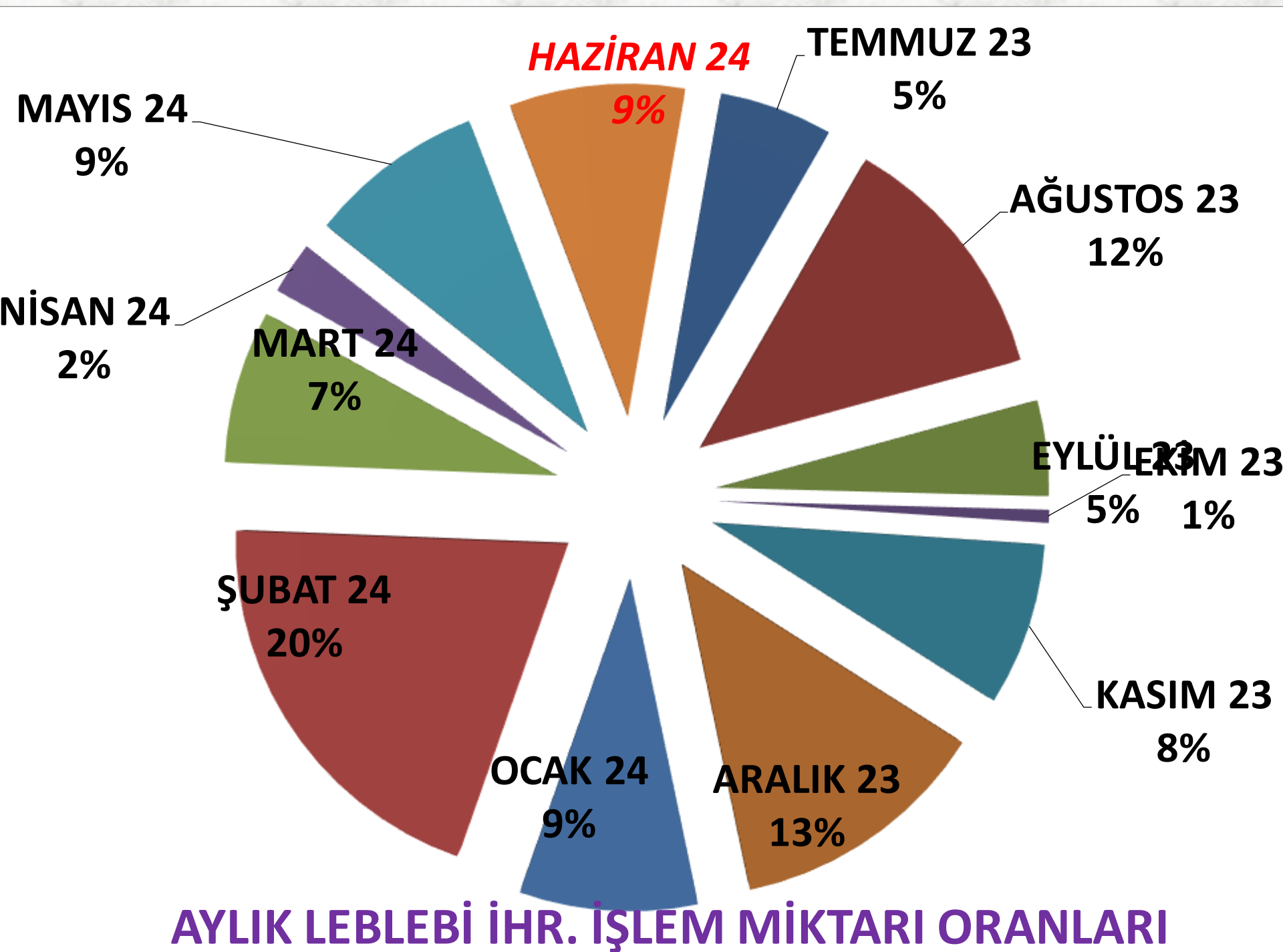
SARI LEBLEBİ	16.063 kg.
BEYAZ LEBLEBİ	8.327 kg.
KAPLAMALI LEBLEBİ	2.427 kg.
KIRIK LEBLEBİ	-
LEBLEBİ UNU	-
LEBLEBİ KALBURALTI	-
TOPLAM	26.817 kg.

2024 HAZİRAN

SARI LEBLEBİ	33.944 kg.
BEYAZ LEBLEBİ	-
KAPLAMALI LEBLEBİ	264 kg.
KIRIK LEBLEBİ	-
LEBLEBİ UNU	-
LEBLEBİ KALBURALTI	-
TOPLAM	34.208 kg.

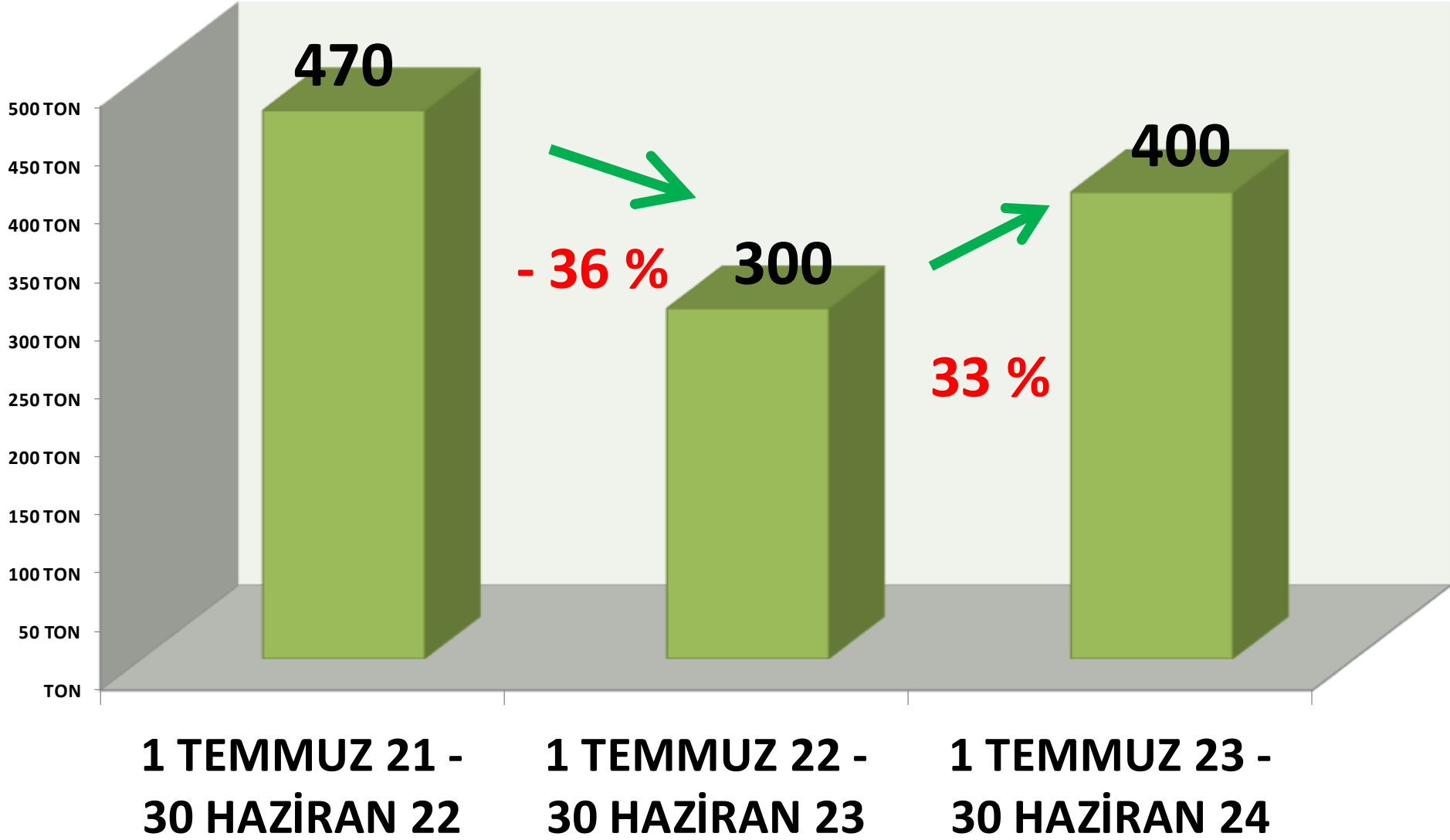
Leblebi İhracat (Ton)





AYLIK LEBLEBİ İHR. İŞLEM MİKTARI ORANLARI

YILLIK TOPLAM LEBLEBI İHRACAT MIKTARI (TON)



AYÇEKİRDEĞİ

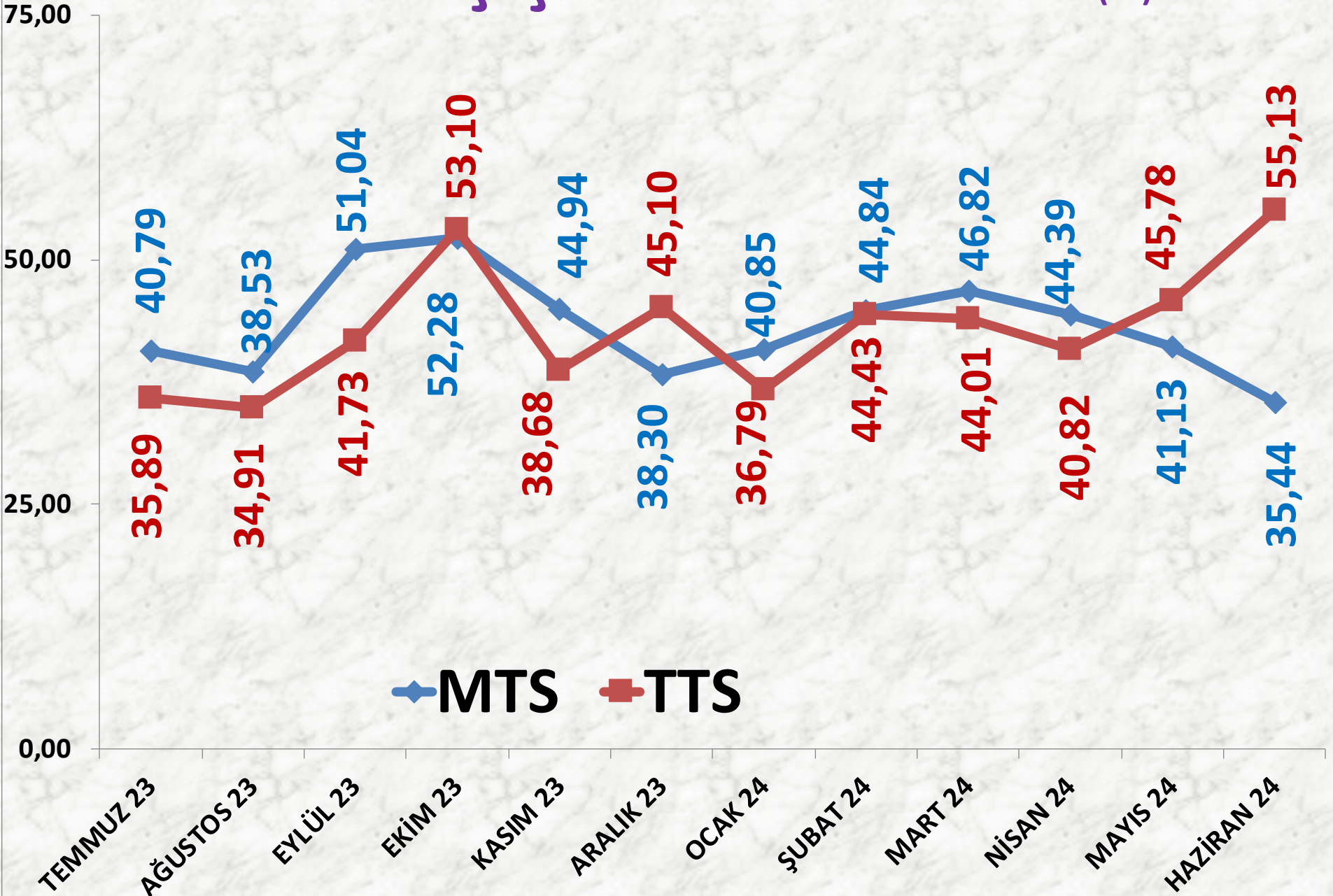
İŞLEM MİKTARI TON	2022 HAZİRAN	2023 HAZİRAN		2024 HAZİRAN	
MTS	1.936 TON	-89%	209 TON	1091%	2.493 TON
TTS	1.434 TON	-47%	754 TON	-22%	585 TON

EN AZ FİYAT	2022 HAZİRAN	2023 HAZİRAN		2024 HAZİRAN	
MTS	7,42 TL	356%	33,82 TL	-20%	27,00 TL
TTS	8,10 TL	246%	28,00 TL	54%	43,00 TL

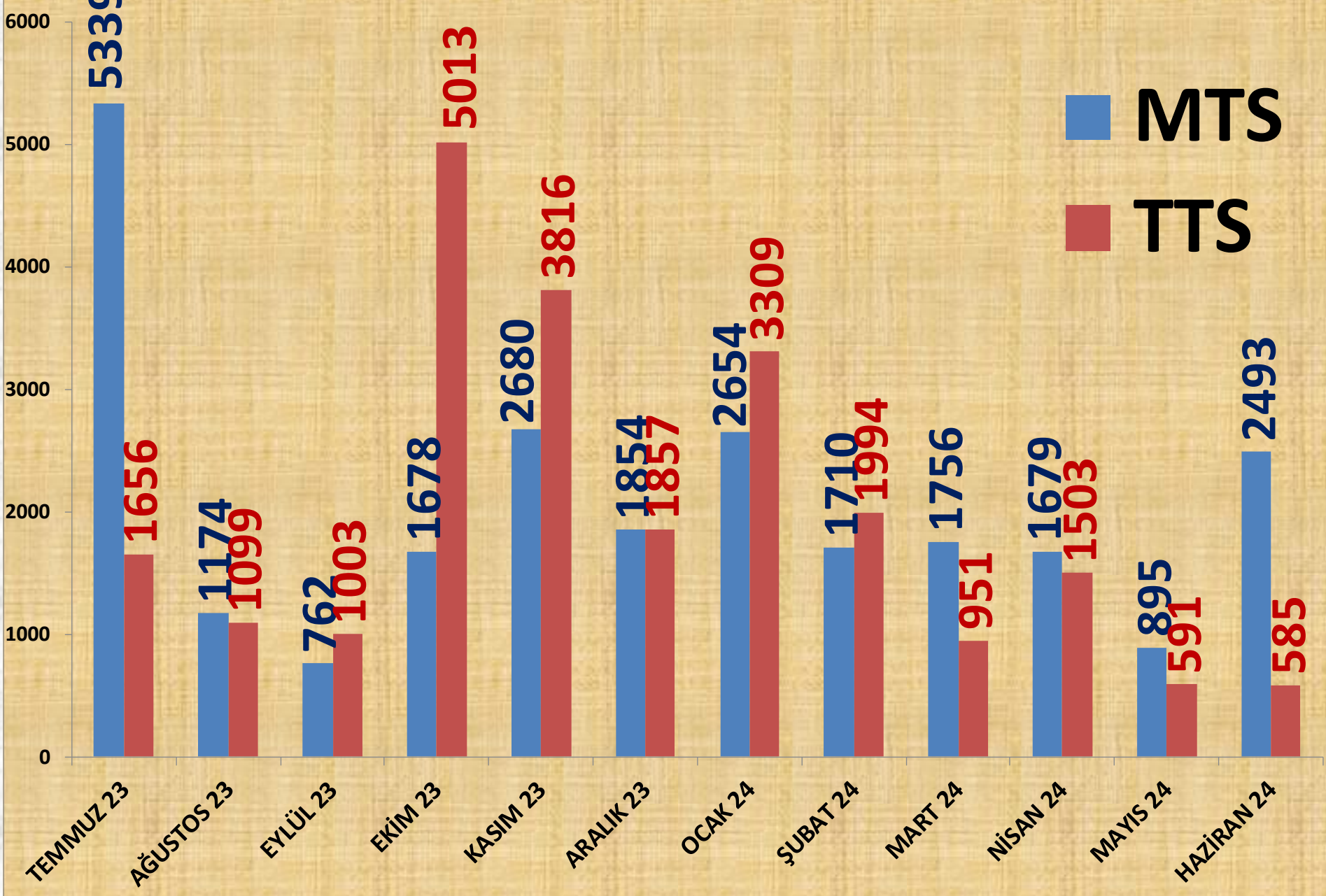
EN ÇOK FİYAT	2022 HAZİRAN	2023 HAZİRAN		2024 HAZİRAN	
MTS	17,93 TL	118%	39,00 TL	141%	93,84 TL
TTS	33,00 TL	64%	54,00 TL	122%	120,00 TL

ORTALAMA FİYAT	2022 HAZİRAN	2023 HAZİRAN		2024 HAZİRAN	
MTS	11,73 TL	211%	36,53 TL	-3%	35,44 TL
TTS	14,97 TL	155%	38,13 TL	45%	55,13 TL

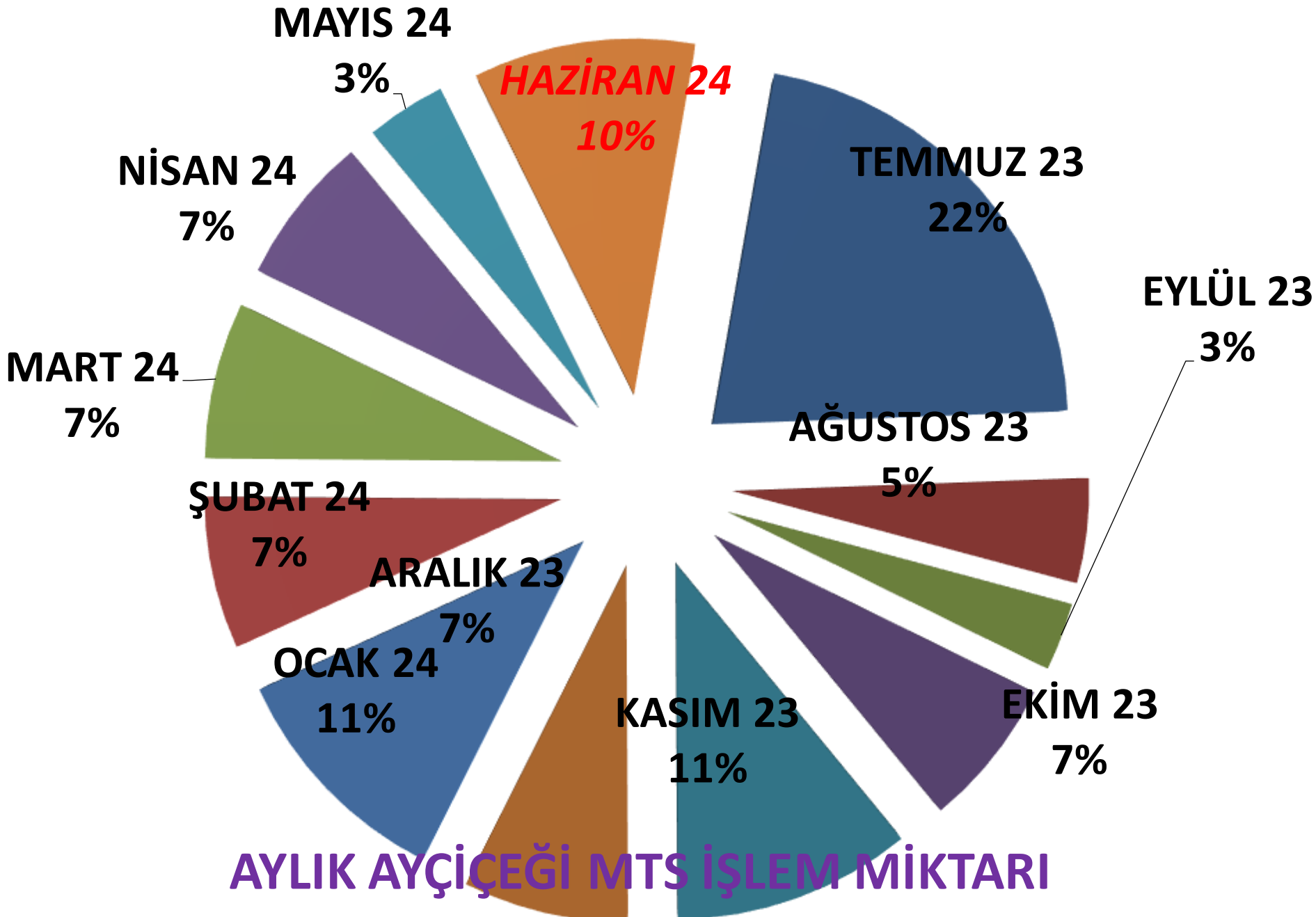
AYLIK AYÇİÇEĞİ FİYAT TRENDİ (TL)



AYLIK AYÇİÇEĞİ İŞLEM MİKTARI (TON)

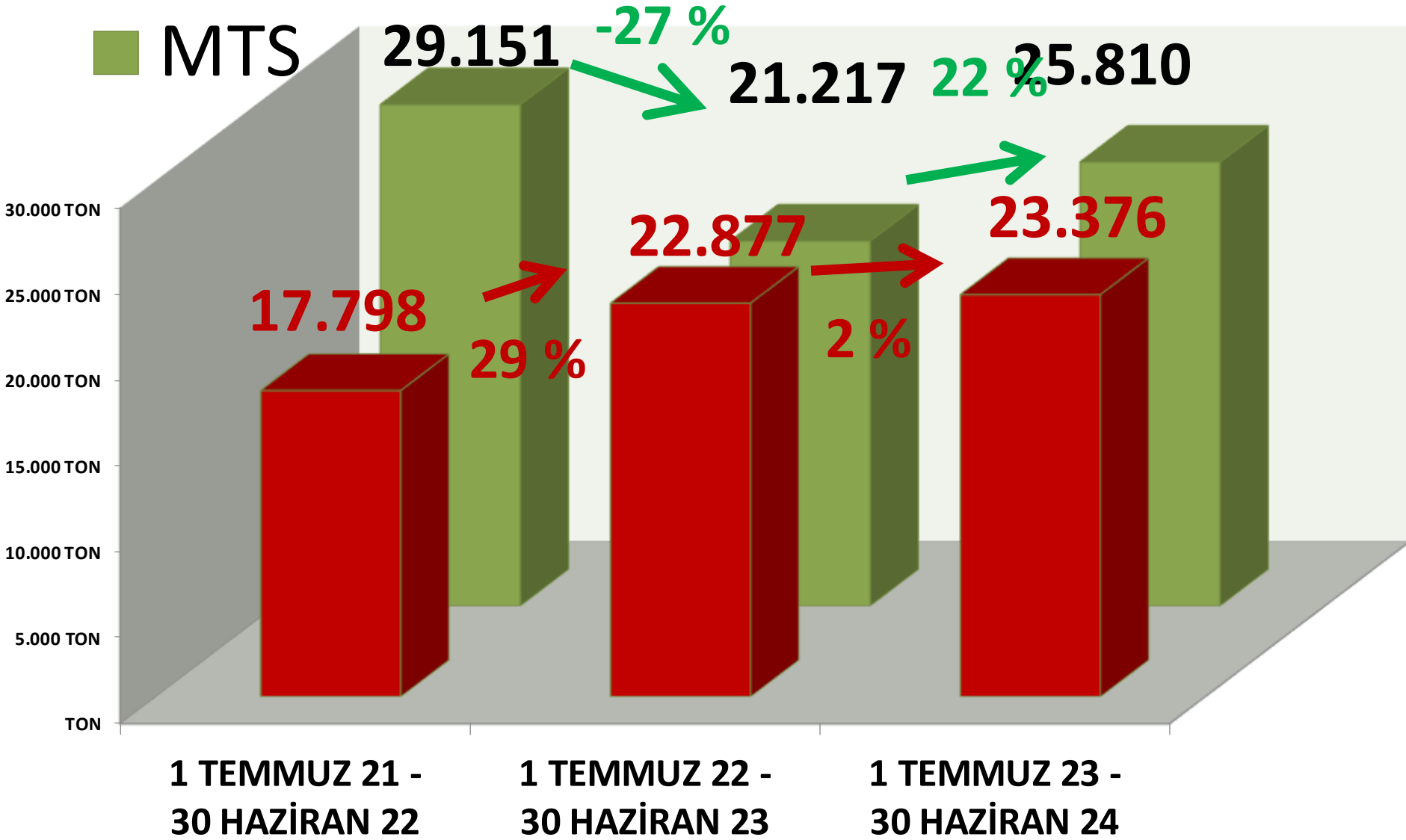


**AYLIK AYÇİÇEĞİ MTS İŞLEM MİKTARI
ORANLARI**



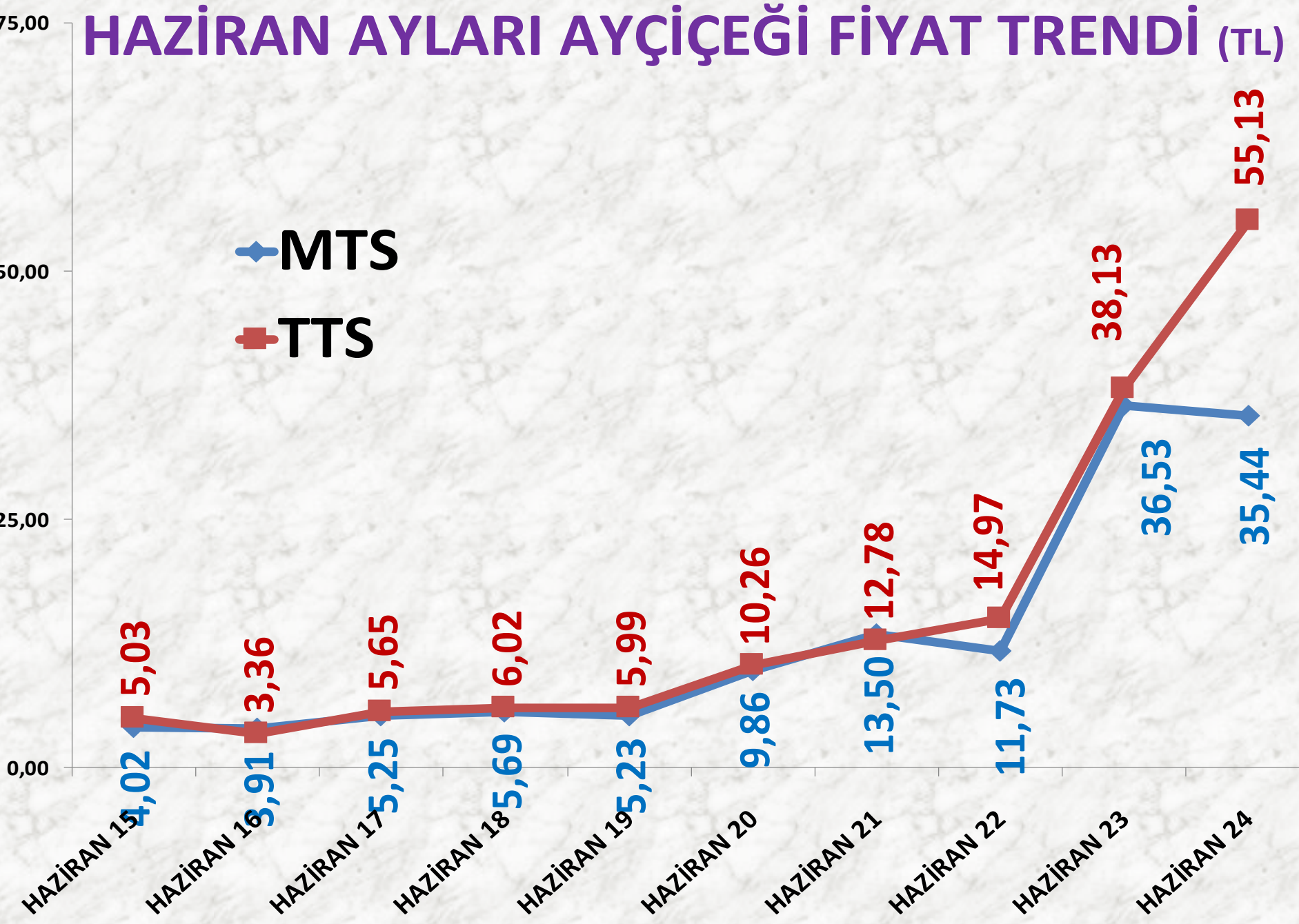
■ TTS YILLIK AYÇİÇEĞİ İŞLEM MİKTARI (TON)

■ MTS



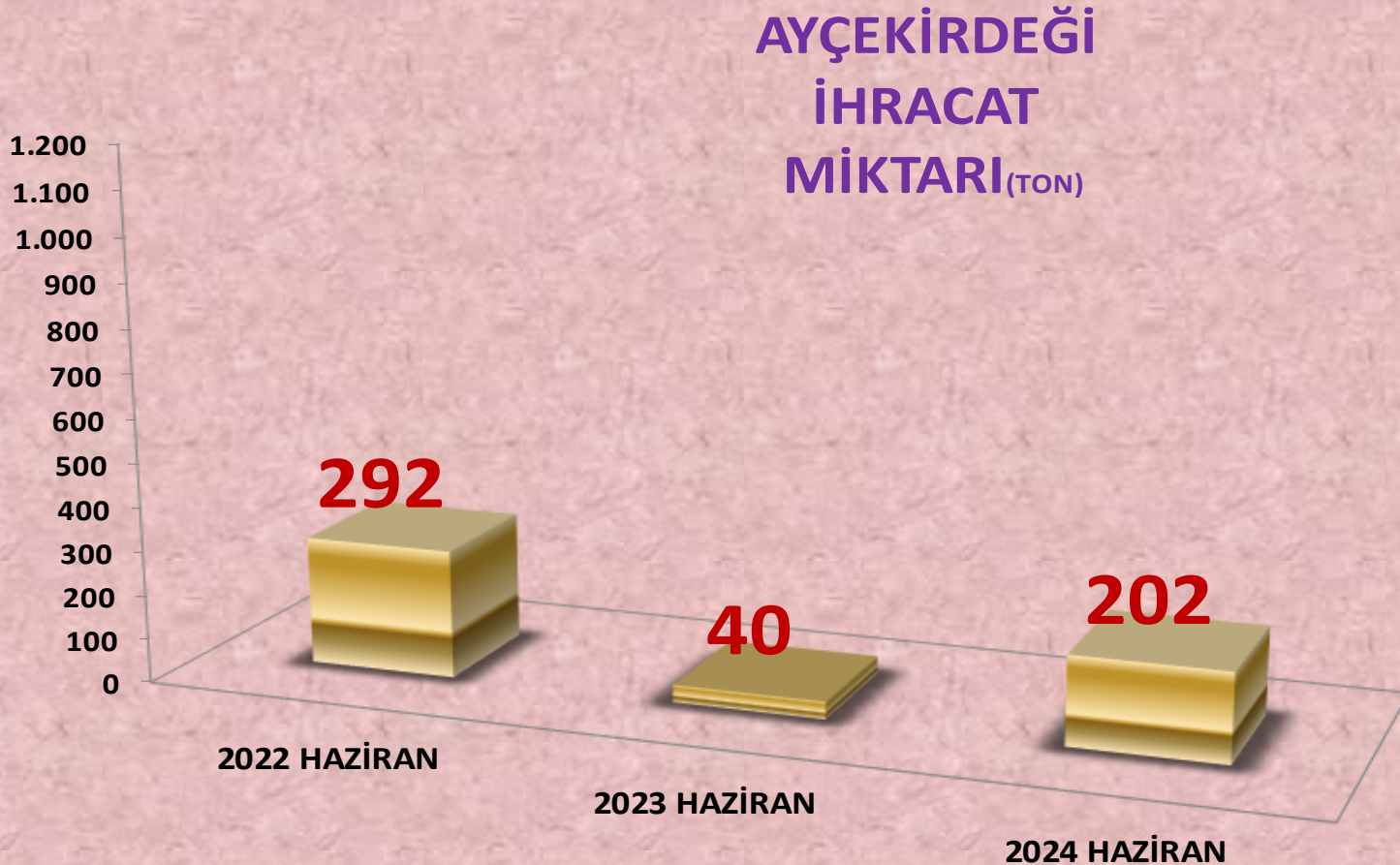
HAZİRAN AYLARI AYÇİÇEĞİ FİYAT TRENDİ (TL)

◆ MTS
■ TTS

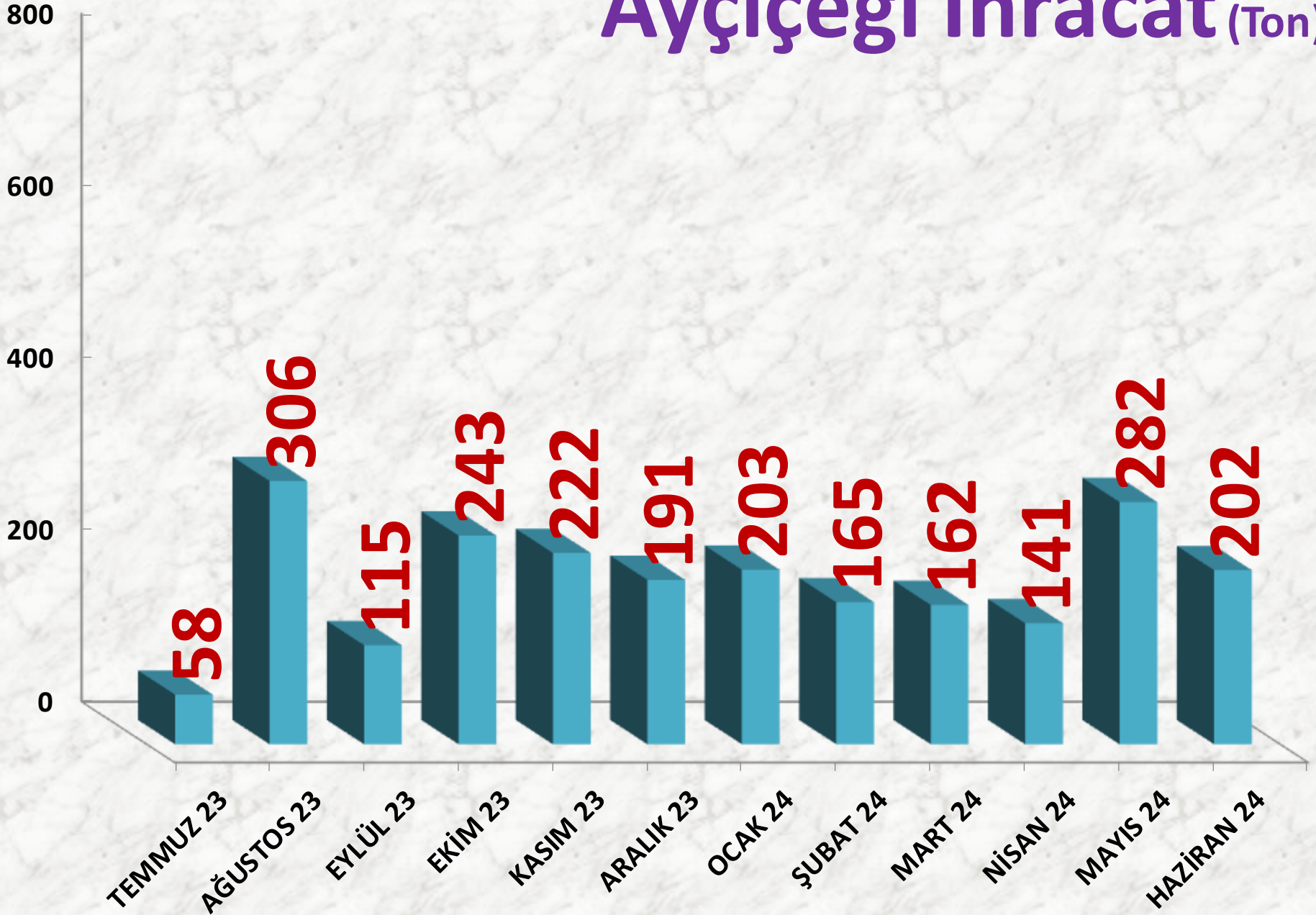


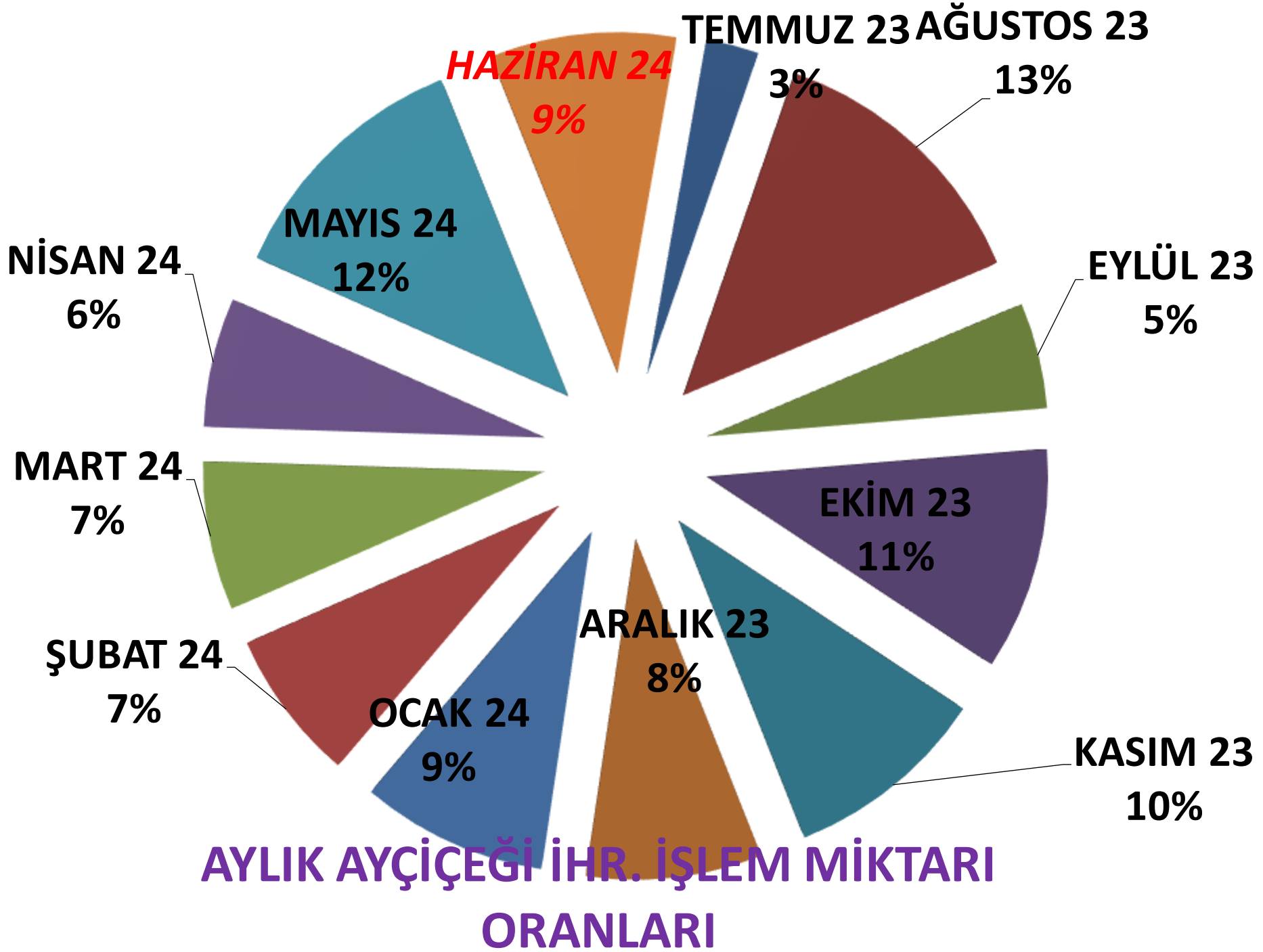
AYÇEKİRDEĞİ İHRACATI

	2022 HAZİRAN	2023 HAZİRAN	2024 HAZİRAN		
İHRACAT	292 TON	-86%	40 TON	401%	202 TON

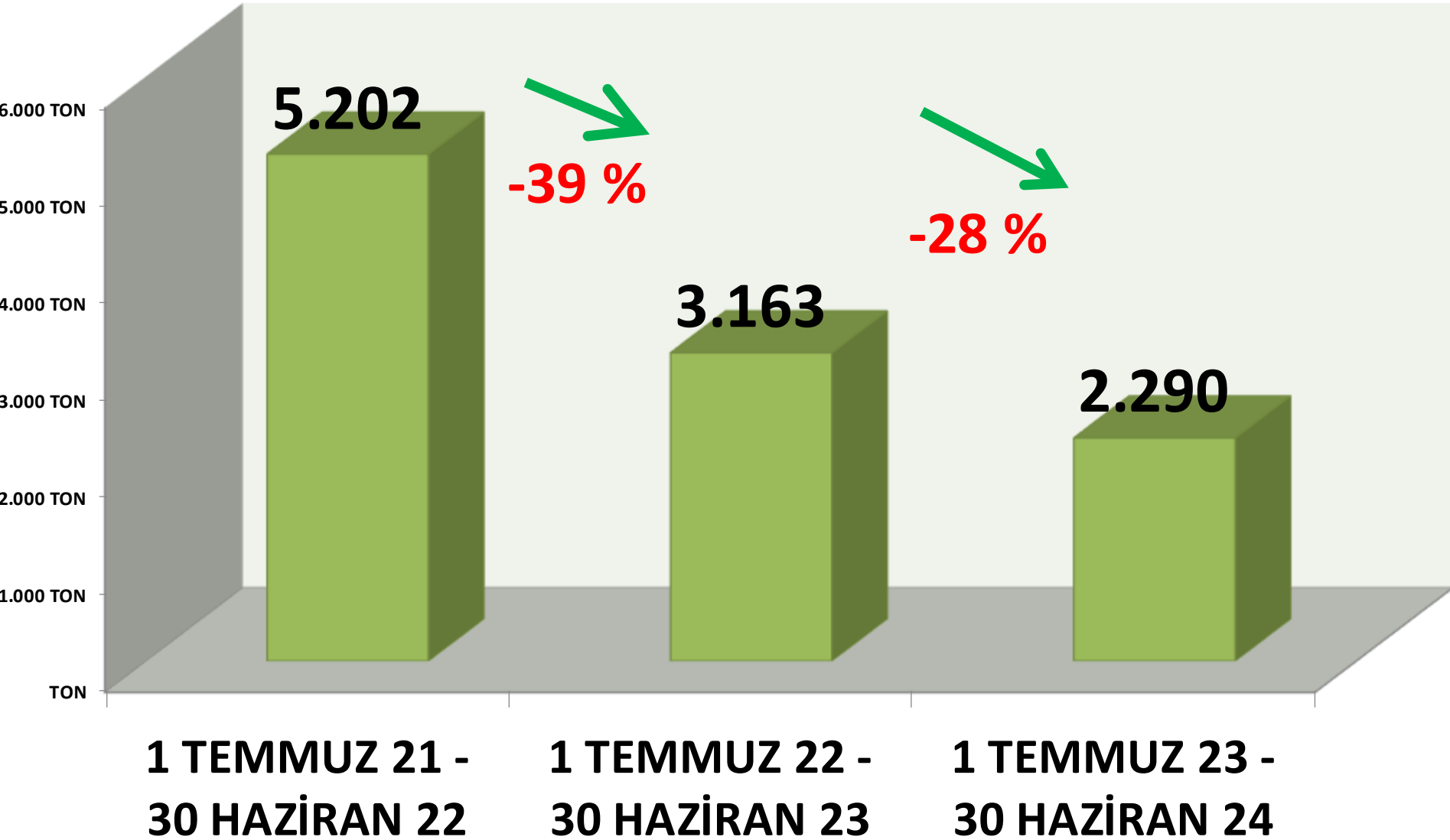


Ayçiçeği İhracat (Ton)





YILLIK TOPLAM AYÇİÇEĐİ İHRACAT MİKTARI (TON)



SÜT

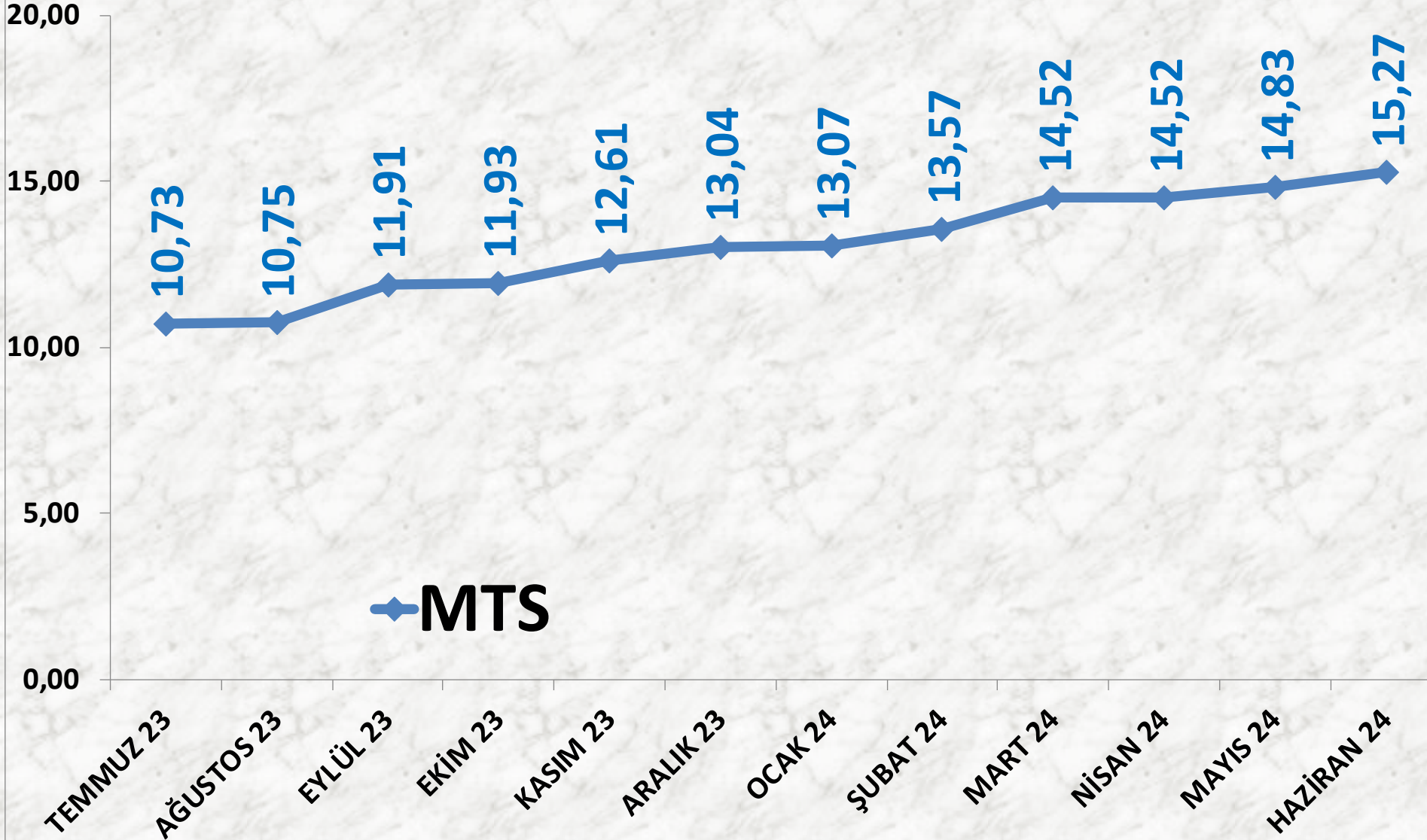
İŞLEM MİKTARI (M³)	2022 HAZİRAN	2023 HAZİRAN		2024 HAZİRAN	
MTS	28.862 M ³	4%	30.033 M ³	16%	34.952 M ³

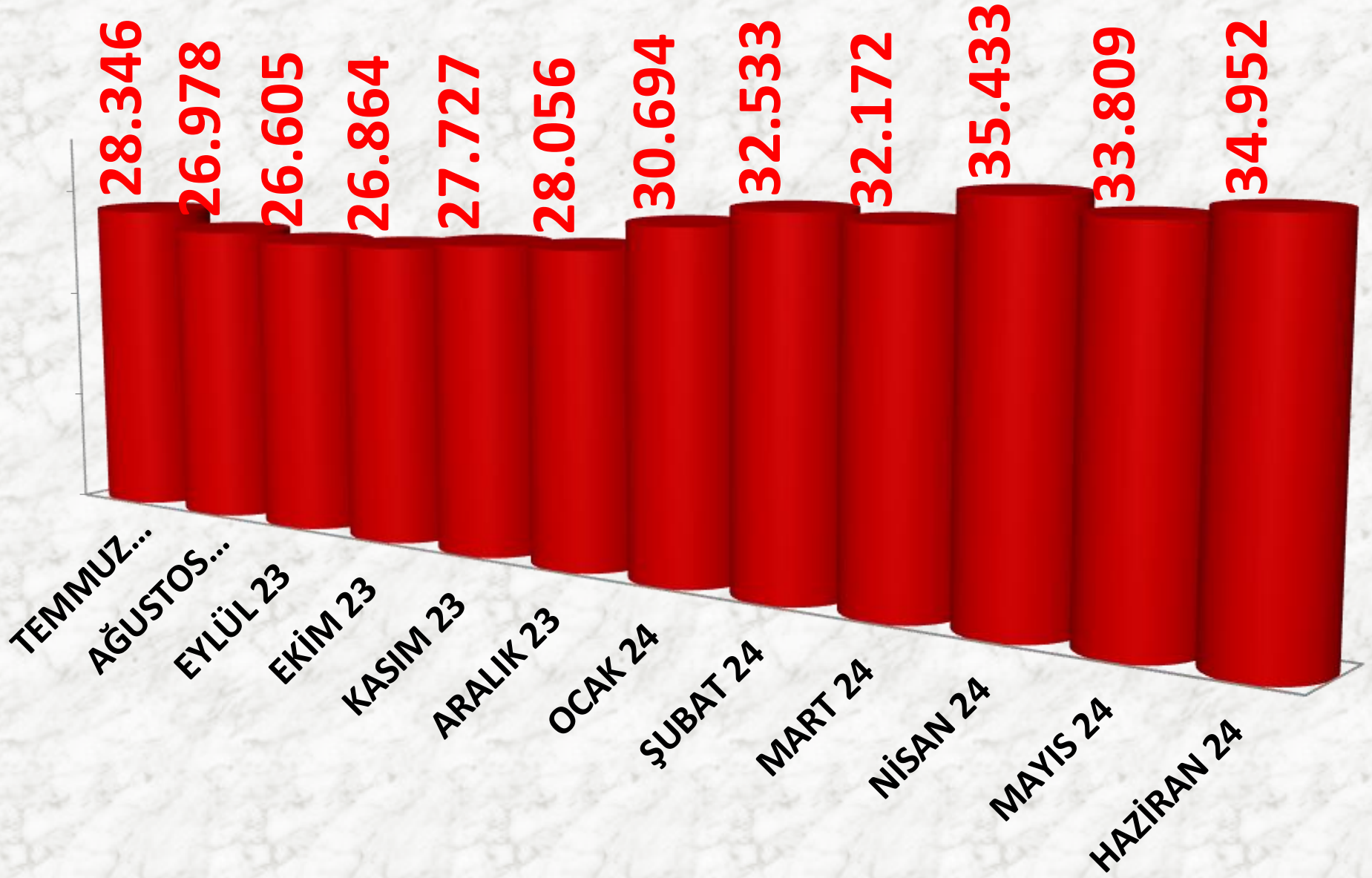
EN AZ FİYAT	2022 HAZİRAN	2023 HAZİRAN		2024 HAZİRAN	
MTS	4,50 TL	100%	9,00 TL	20%	10,80 TL

EN ÇOK FİYAT	2022 HAZİRAN	2023 HAZİRAN		2024 HAZİRAN	
MTS	9,04 TL	31%	11,88 TL	58%	18,75 TL

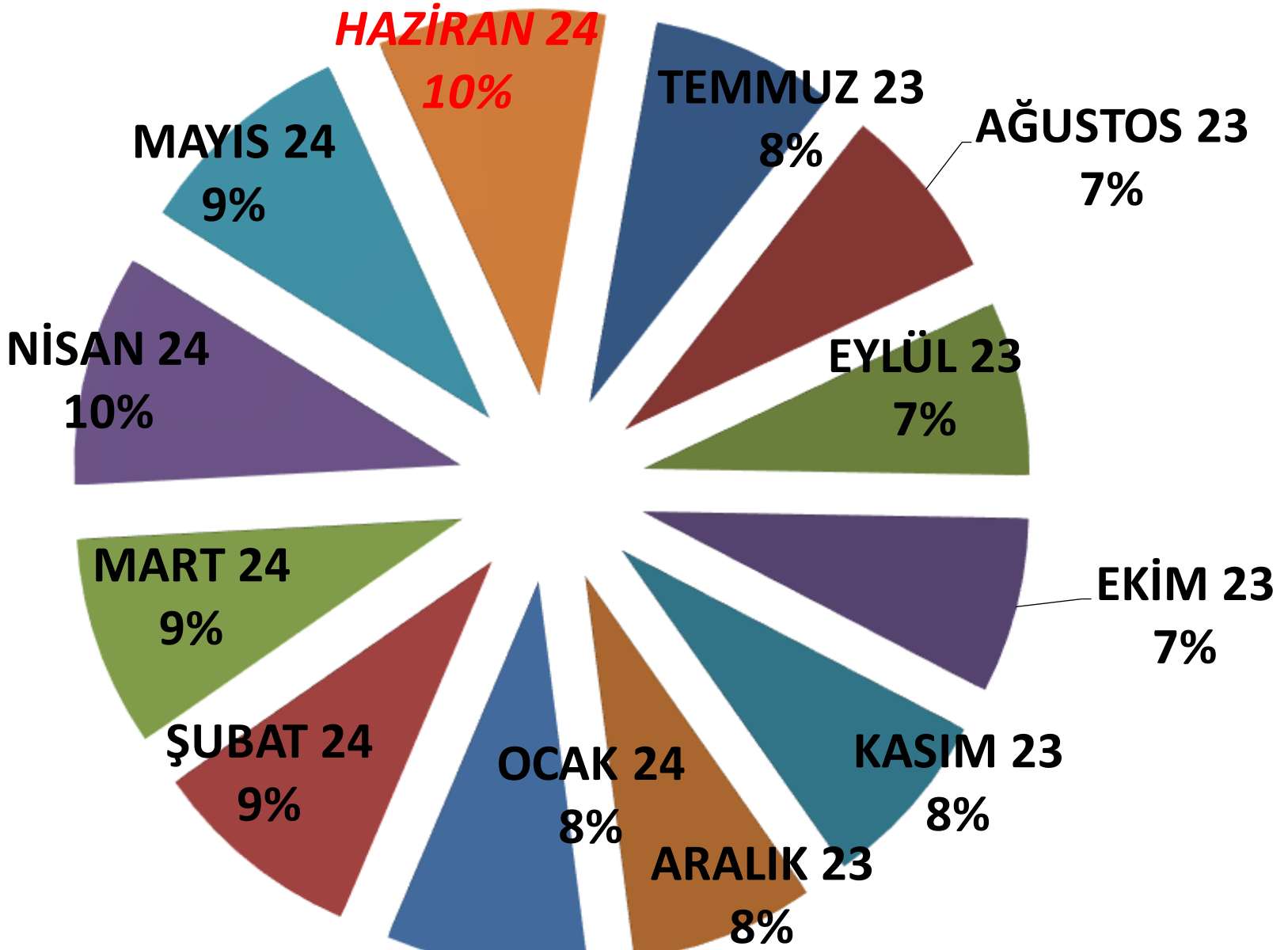
ORTALAMA FİYAT	2022 HAZİRAN	2023 HAZİRAN		2024 HAZİRAN	
MTS	6,53 TL	65%	10,75 TL	42%	15,27 TL

AYLIK İNEK SÜTÜ FİYAT TRENDİ_(TL)



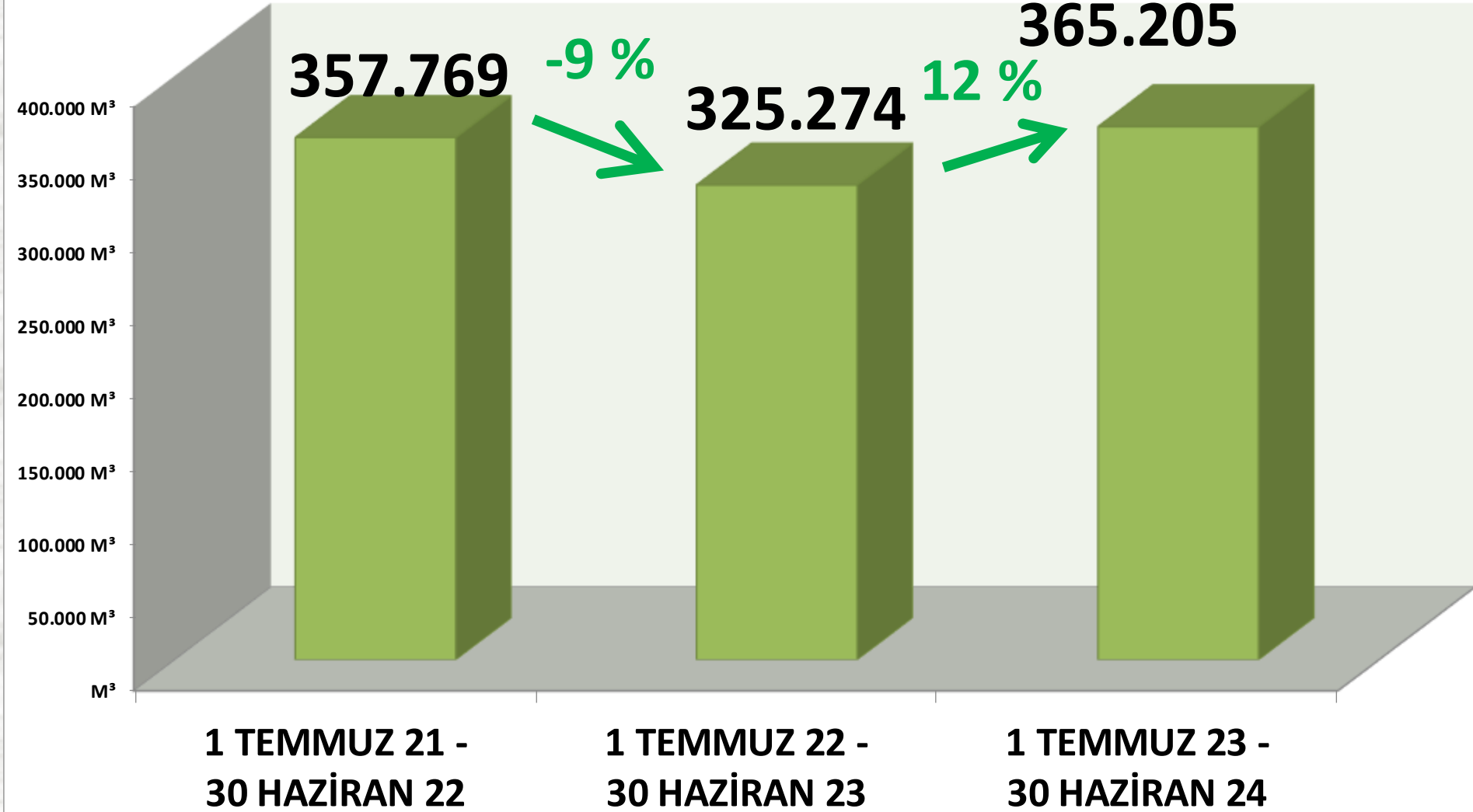


AYLIK SÜT İŞLEM MİKTARI (M³)



AYLIK SÜT MTS İŞLEM MİKTARI ORANLARI

YILLIK İNEK SÜTÜ İŞLEM MİKTARI (TON)



BEYAZ HAŞHAŞ

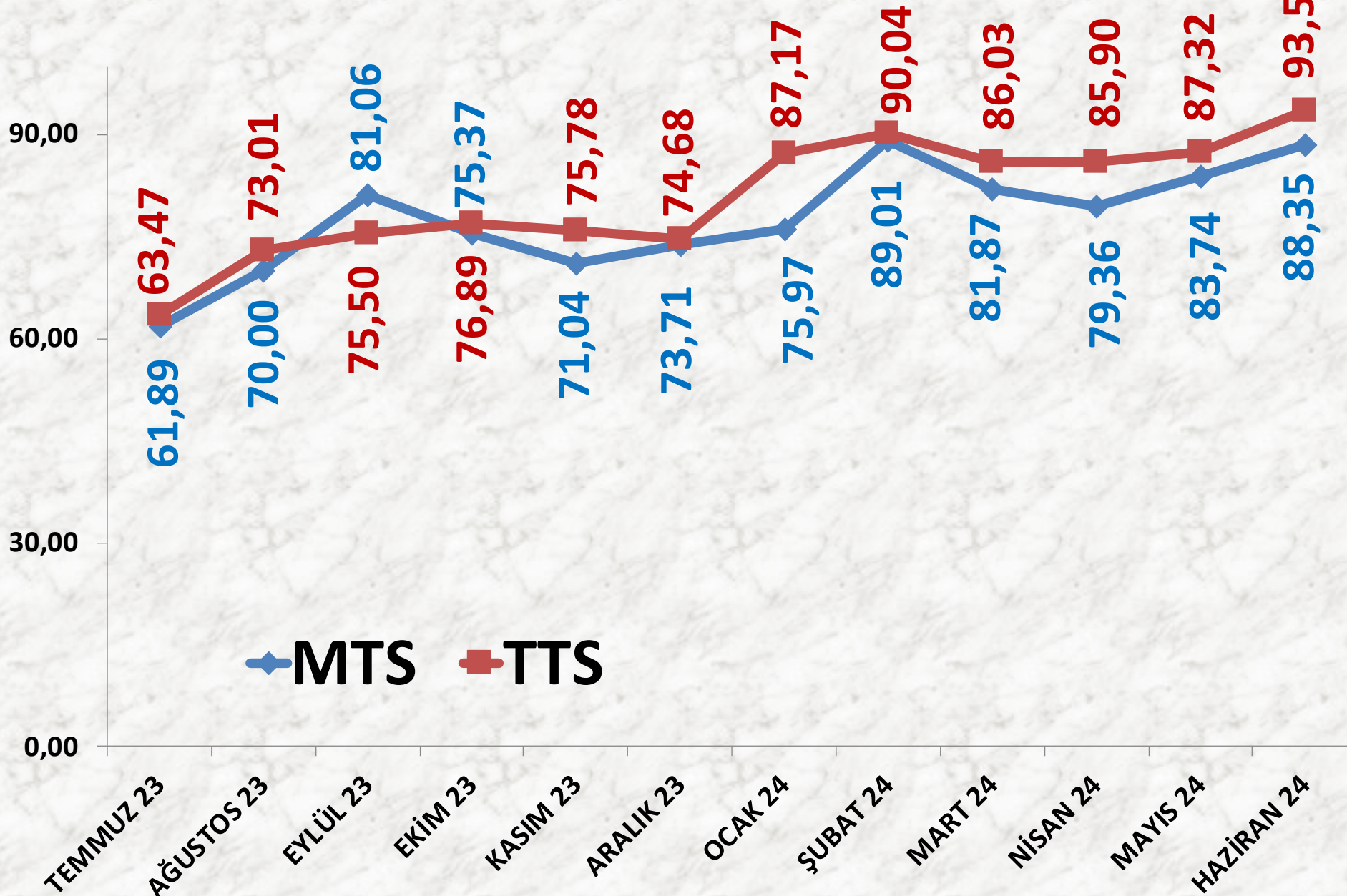
İŞLEM MİKTARI TON	2022 HAZİRAN	2023 HAZİRAN		2024 HAZİRAN	
MTS	287 TON	-93%	20 TON	87%	37 TON
TTS	384 TON	-88%	45 TON	45%	65 TON

EN AZ FİYAT	2022 HAZİRAN	2023 HAZİRAN		2024 HAZİRAN	
MTS	34,69 TL	56%	54,00 TL	54%	83,00 TL
TTS	36,21 TL	56%	56,61 TL	54%	87,00 TL

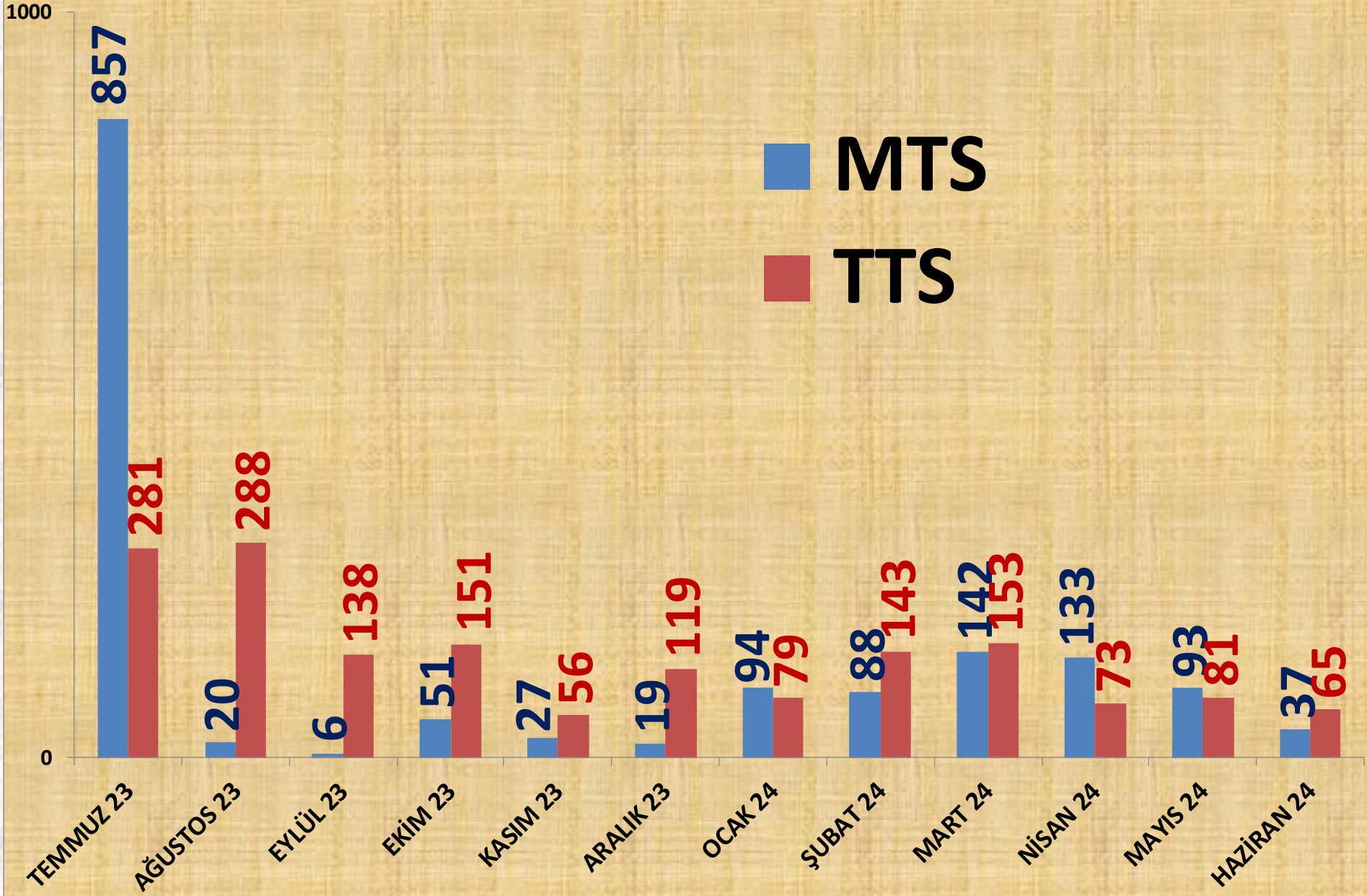
EN ÇOK FİYAT	2022 HAZİRAN	2023 HAZİRAN		2024 HAZİRAN	
MTS	43,00 TL	47%	63,00 TL	51%	95,00 TL
TTS	43,14 TL	84%	79,52 TL	63%	130,00 TL

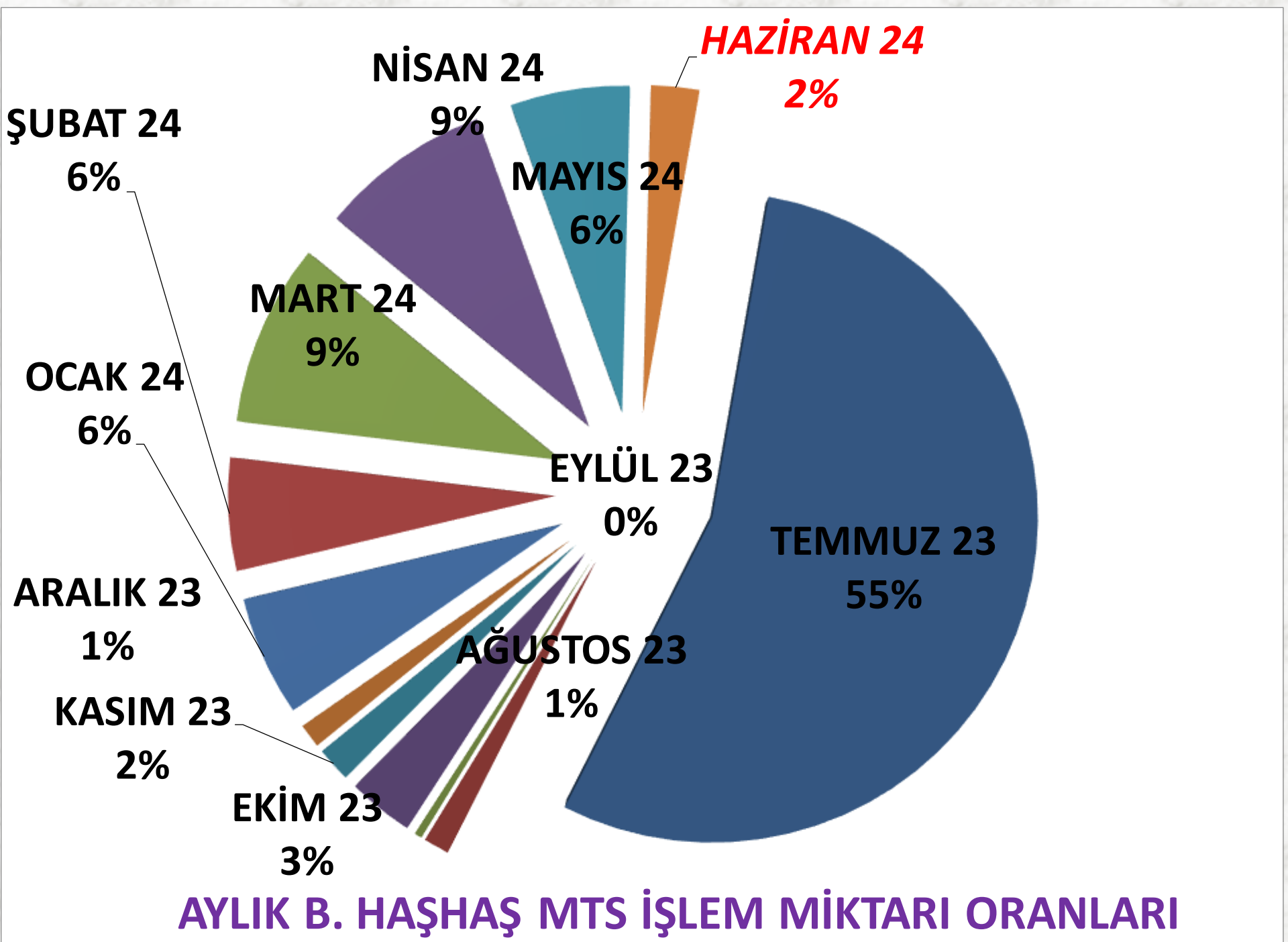
ORTALAMA FİYAT	2022 HAZİRAN	2023 HAZİRAN		2024 HAZİRAN	
MTS	37,21 TL	67%	62,10 TL	42%	88,35 TL
TTS	39,03 TL	53%	59,83 TL	56%	93,57 TL

AYLIK B. HAŞHAŞ FİYAT TRENDİ (₺)



AYLIK B. HAŞHAŞ İŞLEM MİKTARI (TON)

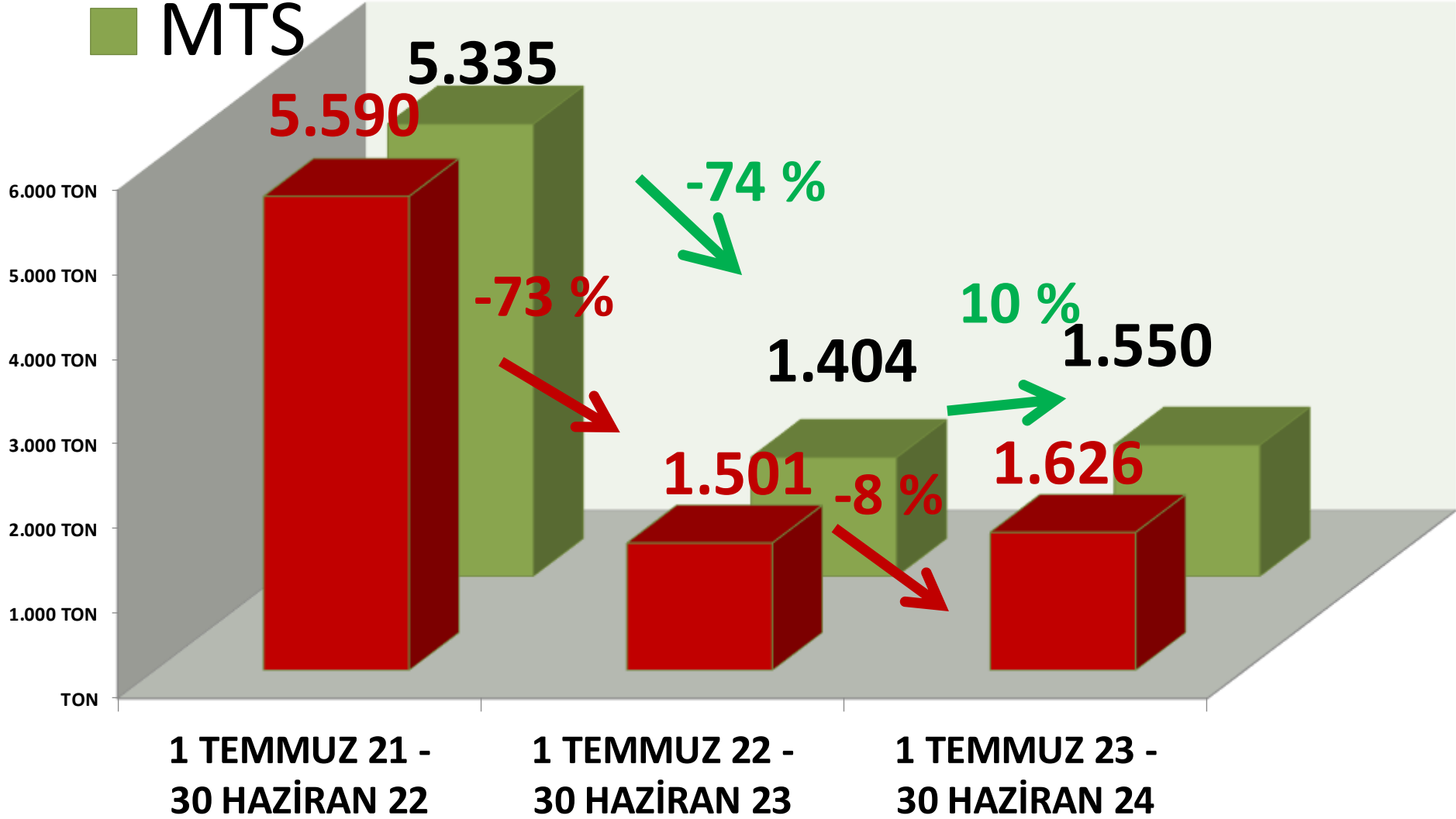




■ TTS

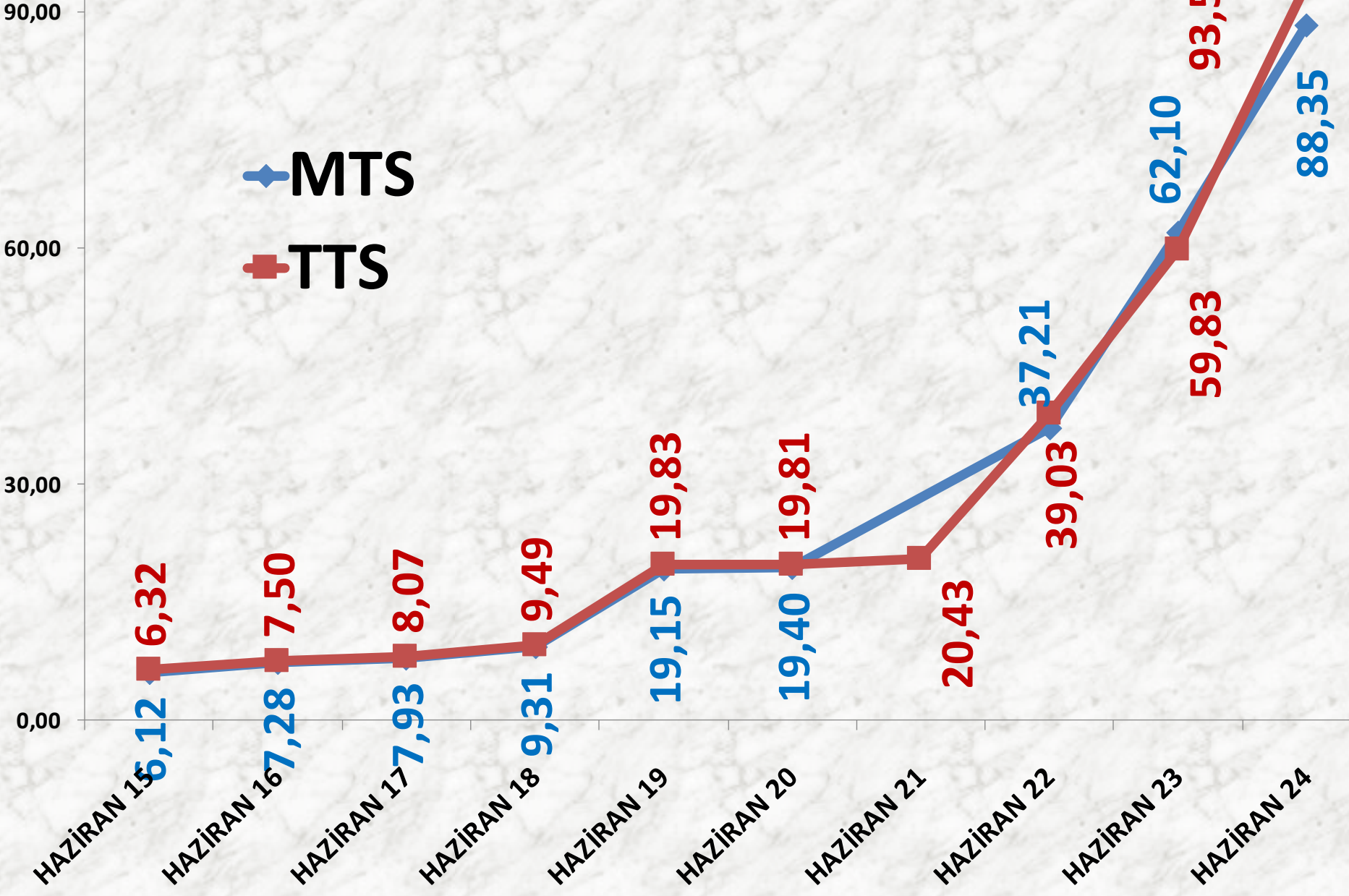
YILLIK B. HAŞHAŞ İŞLEM MİKTARI (TON)

■ MTS



HAZİRAN AYLARI B. HAŞHAŞ FİYAT TRENDİ (TL)

◆ MTS
■ TTS



MAVİ HAŞHAŞ

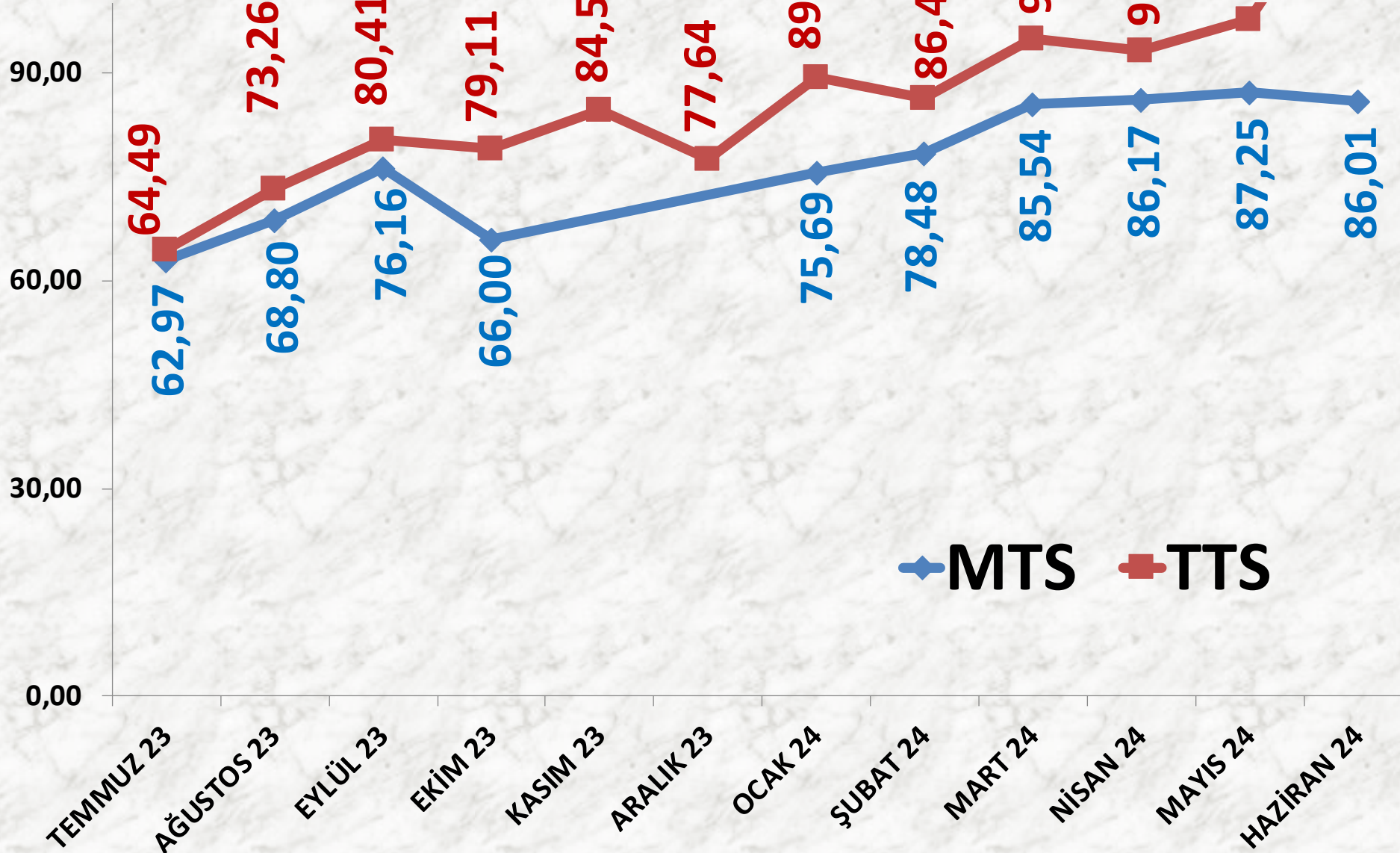
İŞLEM MİKTARI TON	2022 HAZİRAN	2023 HAZİRAN		2024 HAZİRAN	
MTS	523	-	0	-	52 TON
TTS	231 TON	-95%	12 TON	-27%	9 TON

EN AZ FİYAT	2022 HAZİRAN	2023 HAZİRAN		2024 HAZİRAN	
MTS	31,00 TL	-	-	-	75,00 TL
TTS	32,00 TL	70%	54,24 TL	103%	110,00 TL

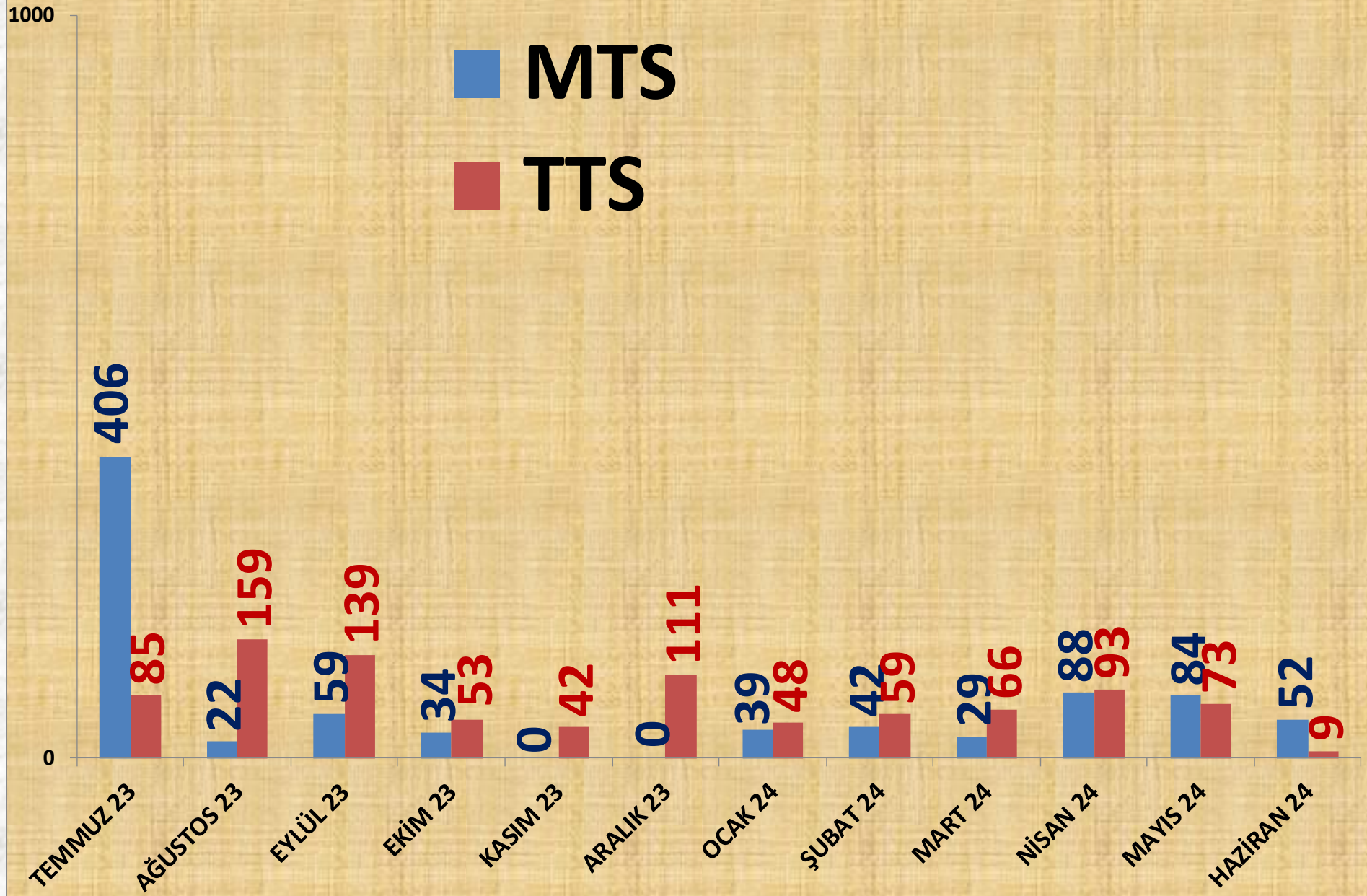
EN ÇOK FİYAT	2022 HAZİRAN	2023 HAZİRAN		2024 HAZİRAN	
MTS	39,00 TL	-	-	-	91,00 TL
TTS	41,00 TL	63%	67,00 TL	94%	130,00 TL

ORTALAMA FİYAT	2022 HAZİRAN	2023 HAZİRAN		2024 HAZİRAN	
MTS	34,00 TL	-	-	-	86,01 TL
TTS	33,50 TL	69%	56,69 TL	113%	120,99 TL

AYLIK MAVİ HAŞHAŞ FİYAT TRENDİ (TL)



AYLIK MAVİ HAŞHAŞ İŞLEM MİKTARI (TON)



NİSAN 24

10%

HAZİRAN 24

6%

MART 24

3%

MAYIS 24

10%

ŞUBAT 24

5%

EKİM 23

4%

TEMMUZ 23

47%

OCAK 24

5%

ARALIK 23

0%

KASIM 23

0%

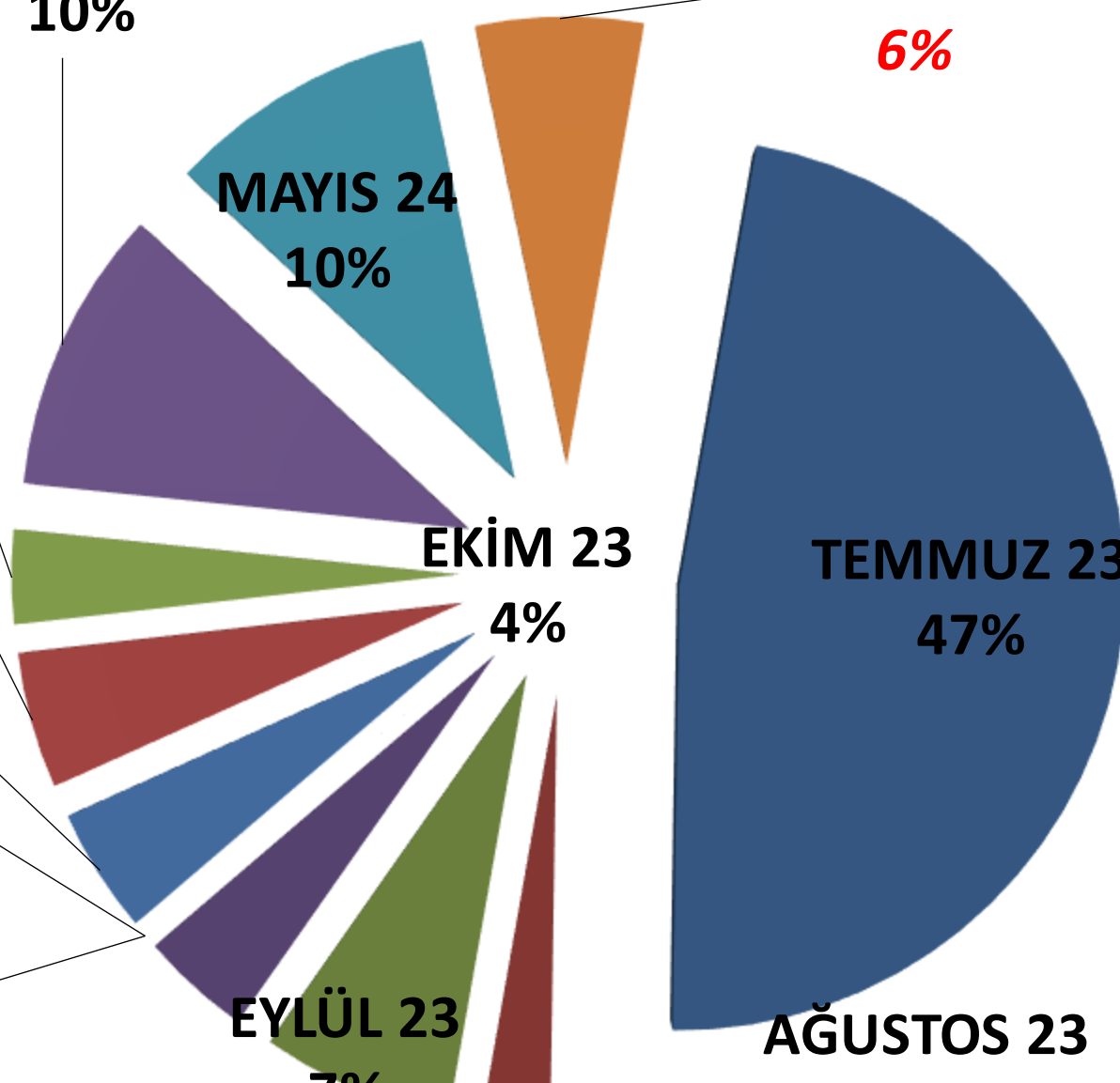
EYLÜL 23

7%

AĞUSTOS 23

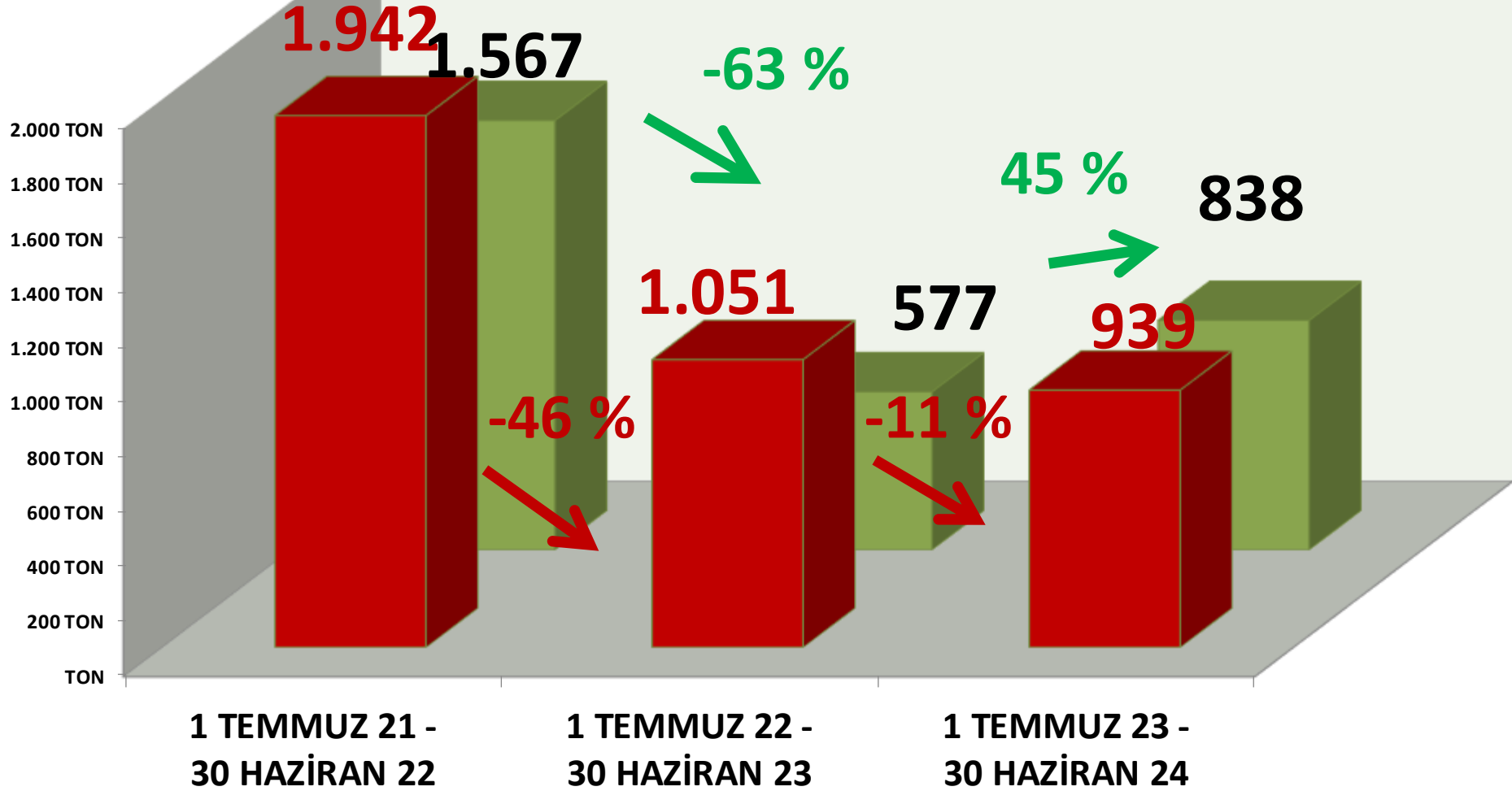
3%

AYLIK MAVİ MTS İŞLEM MİKTARI ORANLARI

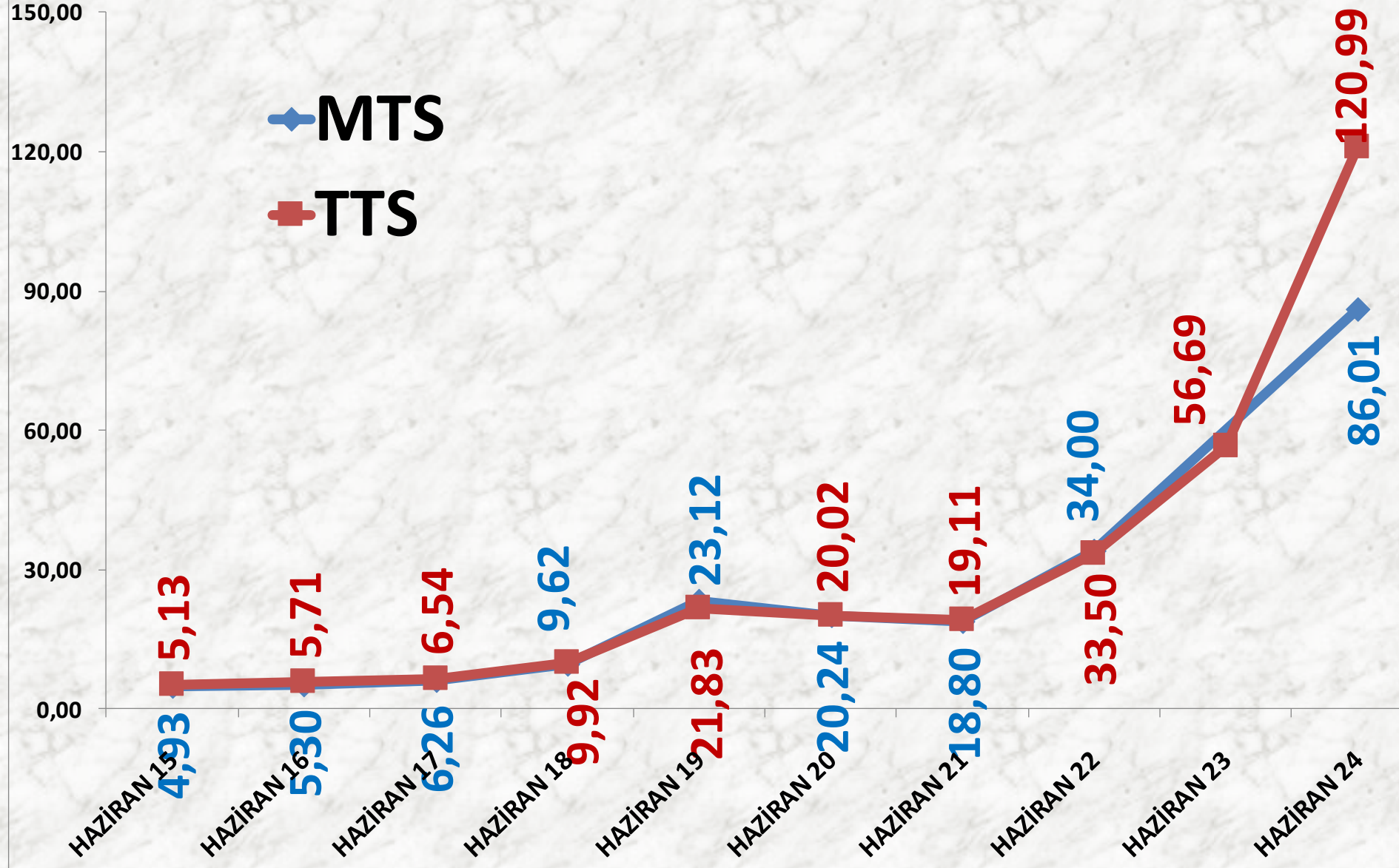


TTS YILLIK MAVİ HAŞHAŞ İŞLEM MİKTARI

■ TTS
■ MTS



MAYIS AYLARI MAVİ HAŞHAŞ FİYAT TRENDİ (TL)



KÜTLÜ PAMUK

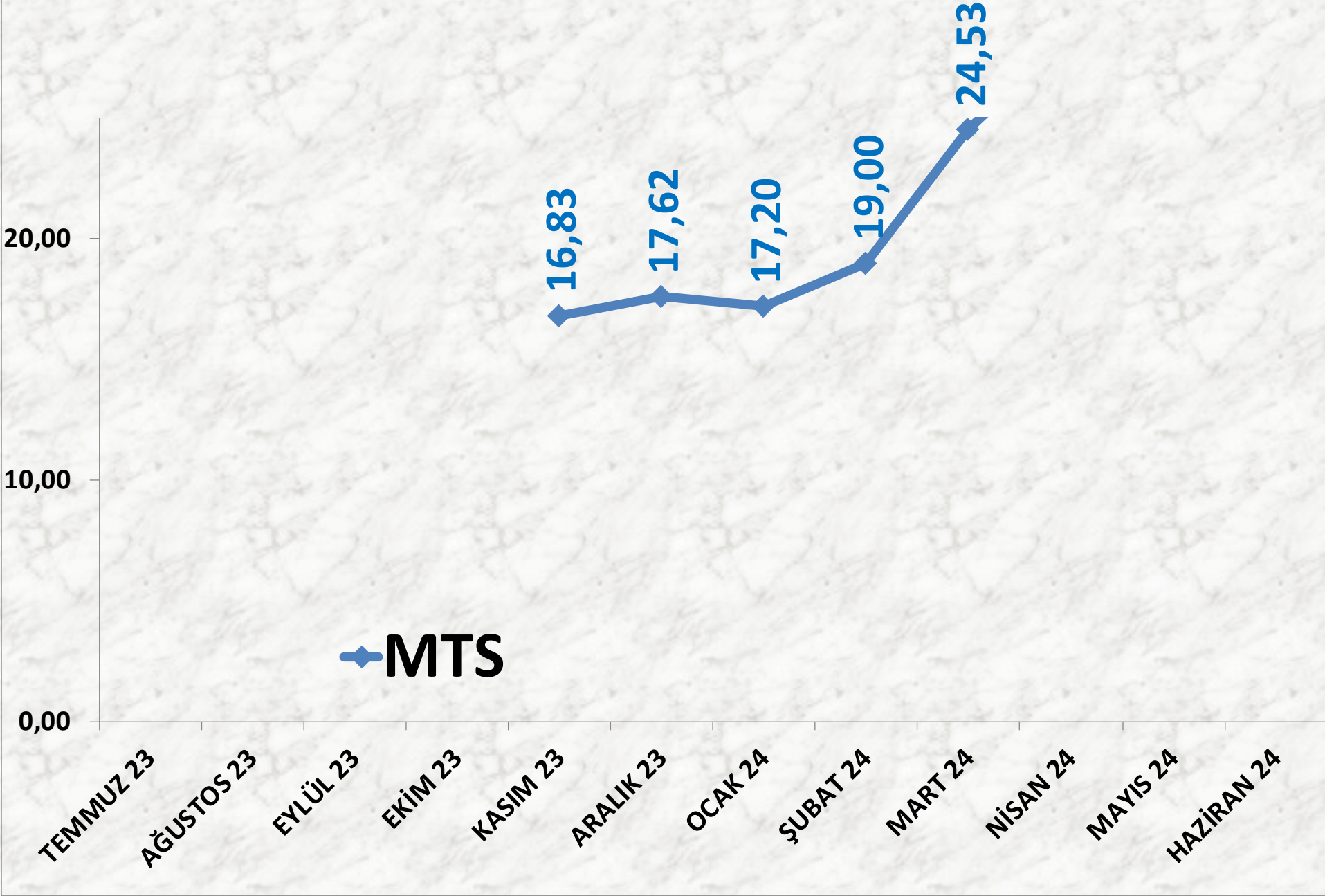
İŞLEM MİKTARI TON	2022 HAZİRAN	2023 HAZİRAN		2024 HAZİRAN	
MTS	0	-	0	-	0

EN AZ FİYAT	2022 HAZİRAN	2023 HAZİRAN		2024 HAZİRAN	
MTS	-	-	-	-	-

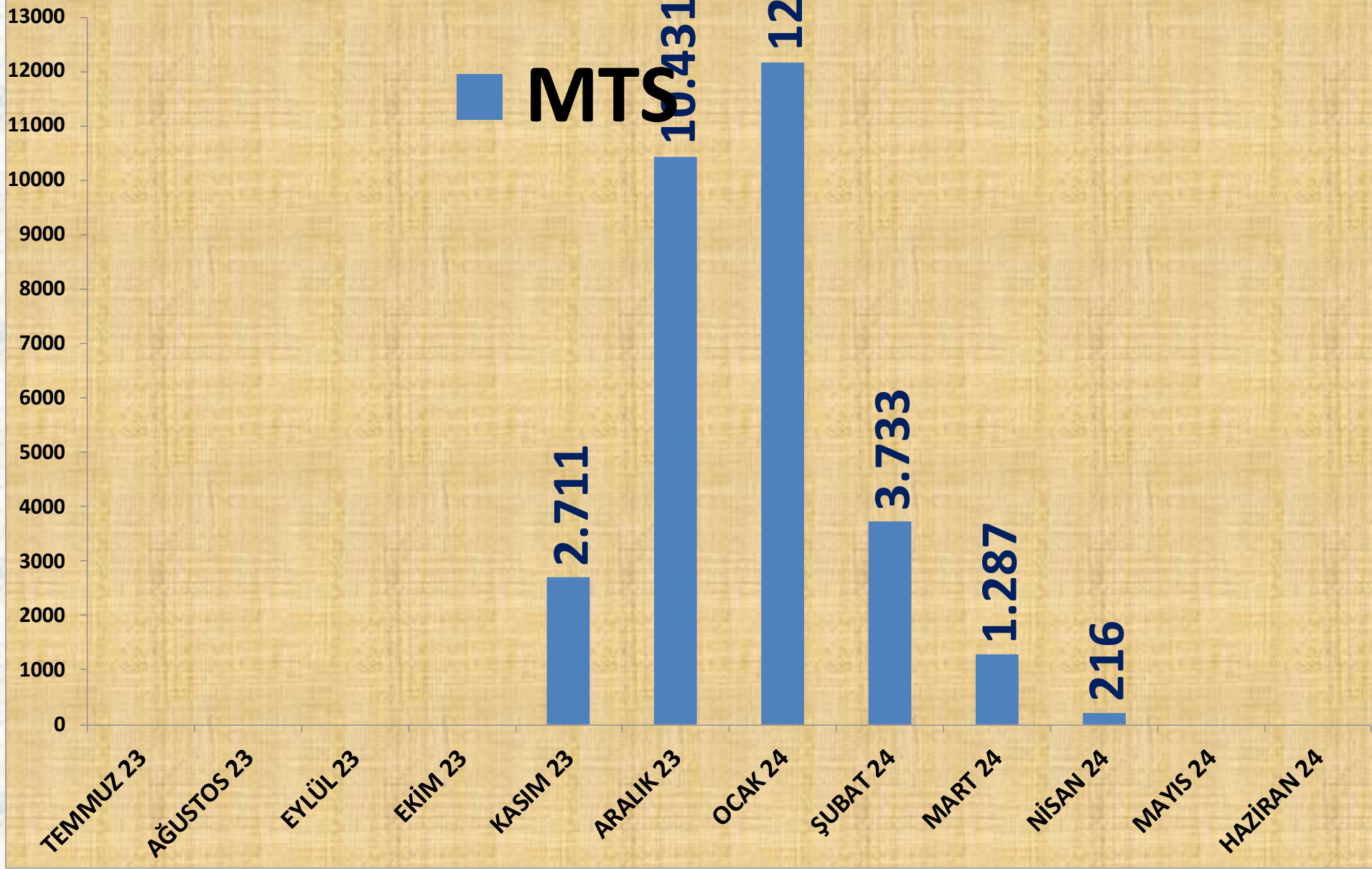
EN ÇOK FİYAT	2022 HAZİRAN	2023 HAZİRAN		2024 HAZİRAN	
MTS	-	-	-	-	-

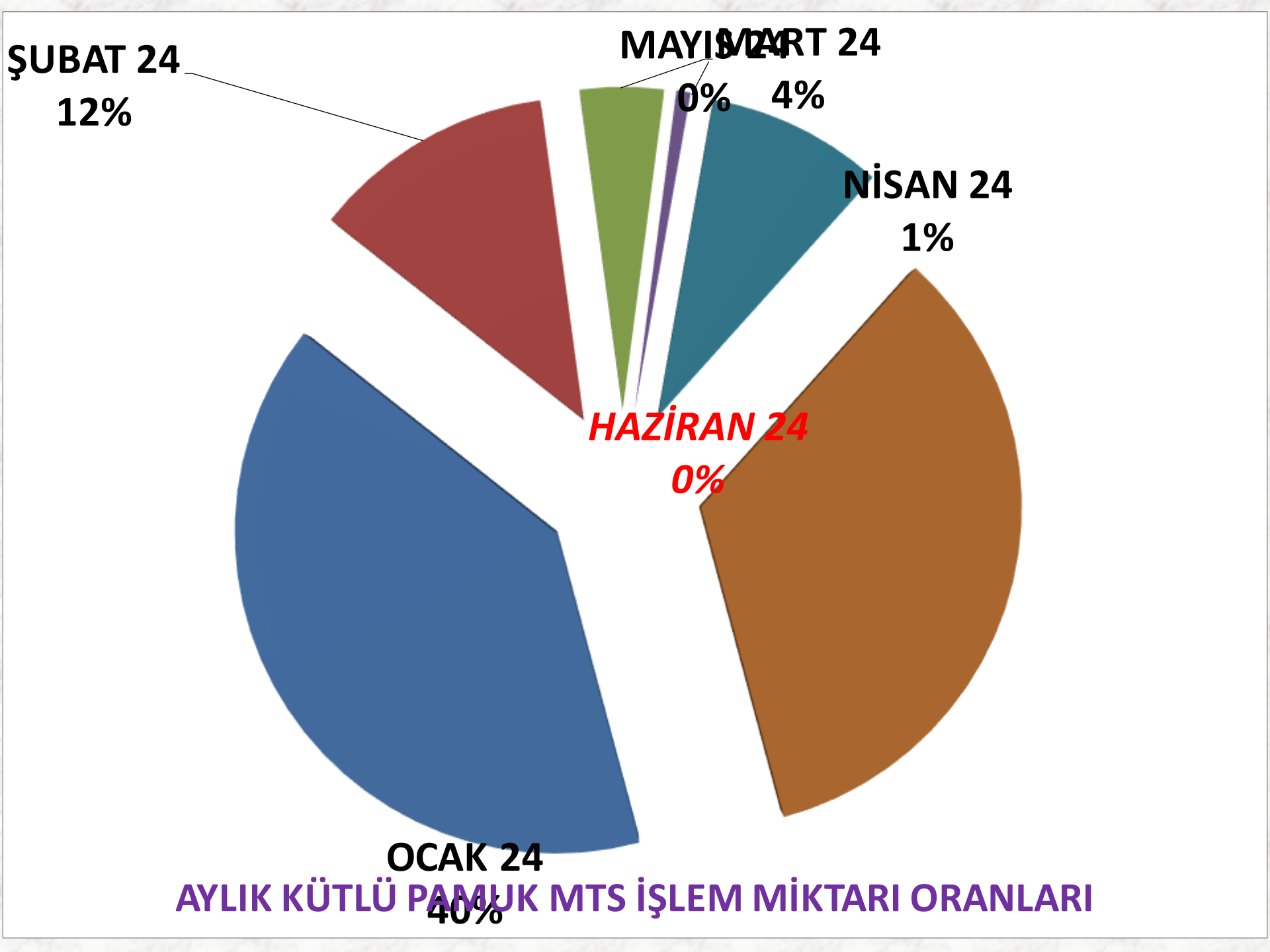
ORTALAMA FİYAT	2022 HAZİRAN	2023 HAZİRAN		2024 HAZİRAN	
MTS	-	-	-	-	-

AYLIK KÜTLÜ PAMUK FİYAT TRENDİ (TL)



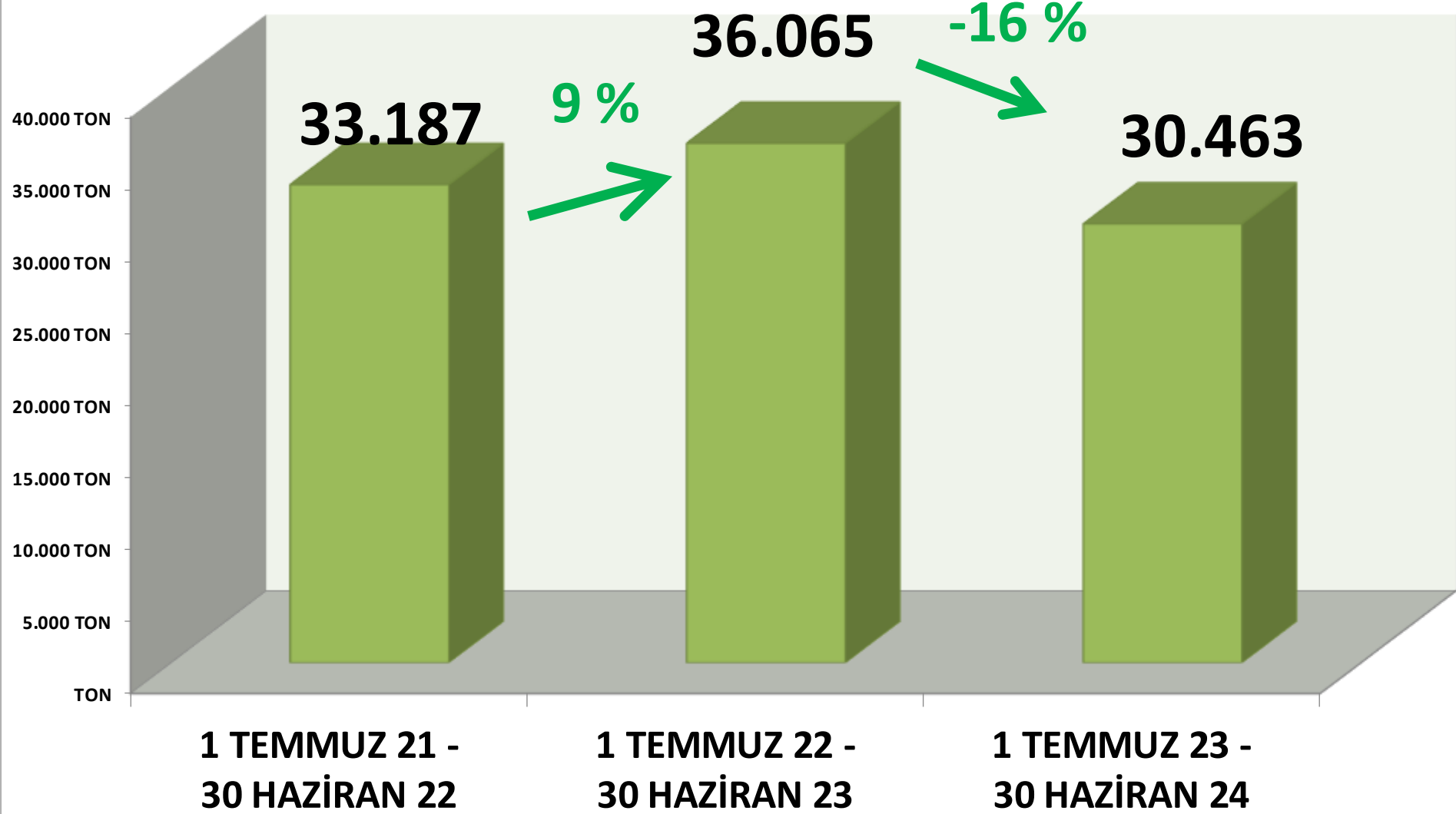
AYLIK KÜTLÜ PAMUK İŞLEM MİKTARI (TON)





AYLIK KÜTLÜ PAMUK MTS İŞLEM MİKTARI ORANLARI

YILLIK KÜTLÜ PAMUK İŞLEM MİKTARI



HAZİRAN AYLARI ÇİĞİTLİ PAMUK FİYAT TRENDİ (TL)

30,00
20,00
10,00
0,00

◆ MTS

HAZİRAN 15

HAZİRAN 16

HAZİRAN 17

HAZİRAN 18

HAZİRAN 19

HAZİRAN 20

HAZİRAN 21

HAZİRAN 22

HAZİRAN 23

HAZİRAN 24

MAHLIÇ PAMUK

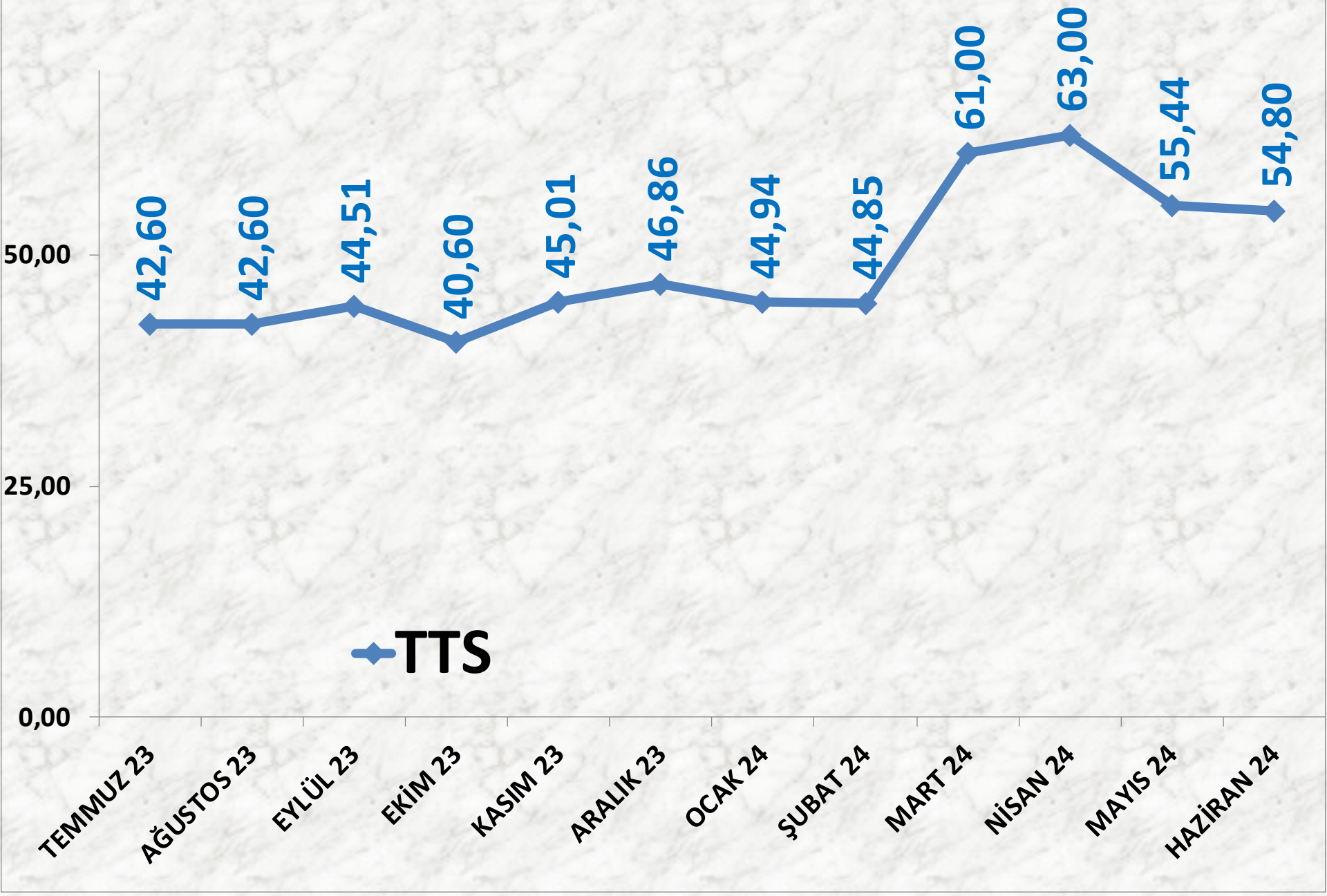
İŞLEM MİKTARI TON	2022 HAZİRAN	2023 HAZİRAN		2024 HAZİRAN	
MTS	783 TON	-	TON	-	691 TON

EN AZ FİYAT	2022 HAZİRAN	2023 HAZİRAN		2024 HAZİRAN	
MTS	57,50 TL	-29%	41,00 TL	27%	52,00 TL

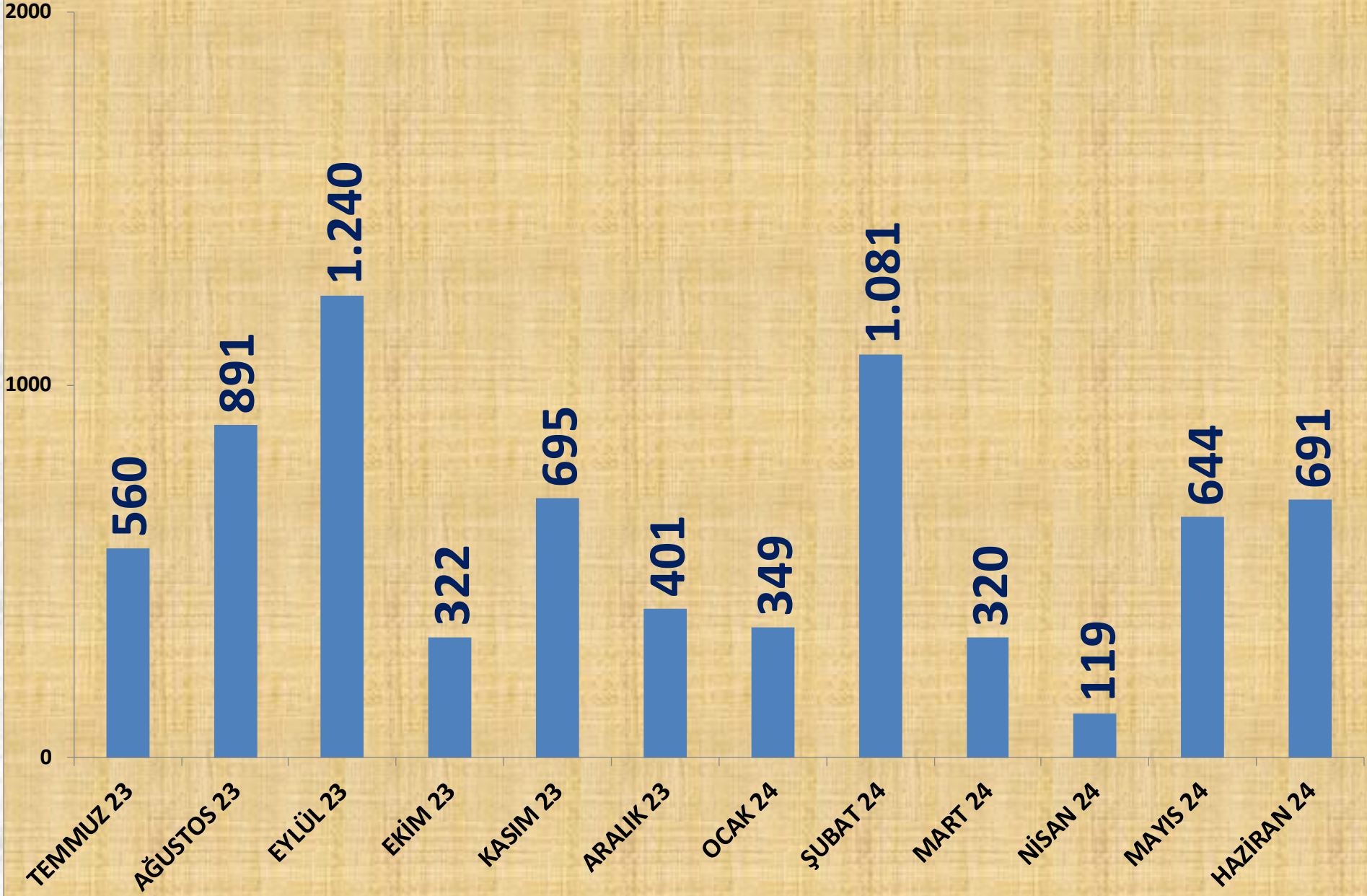
EN ÇOK FİYAT	2022 HAZİRAN	2023 HAZİRAN		2024 HAZİRAN	
MTS	61,00 TL	-27%	44,55 TL	28%	57,00 TL

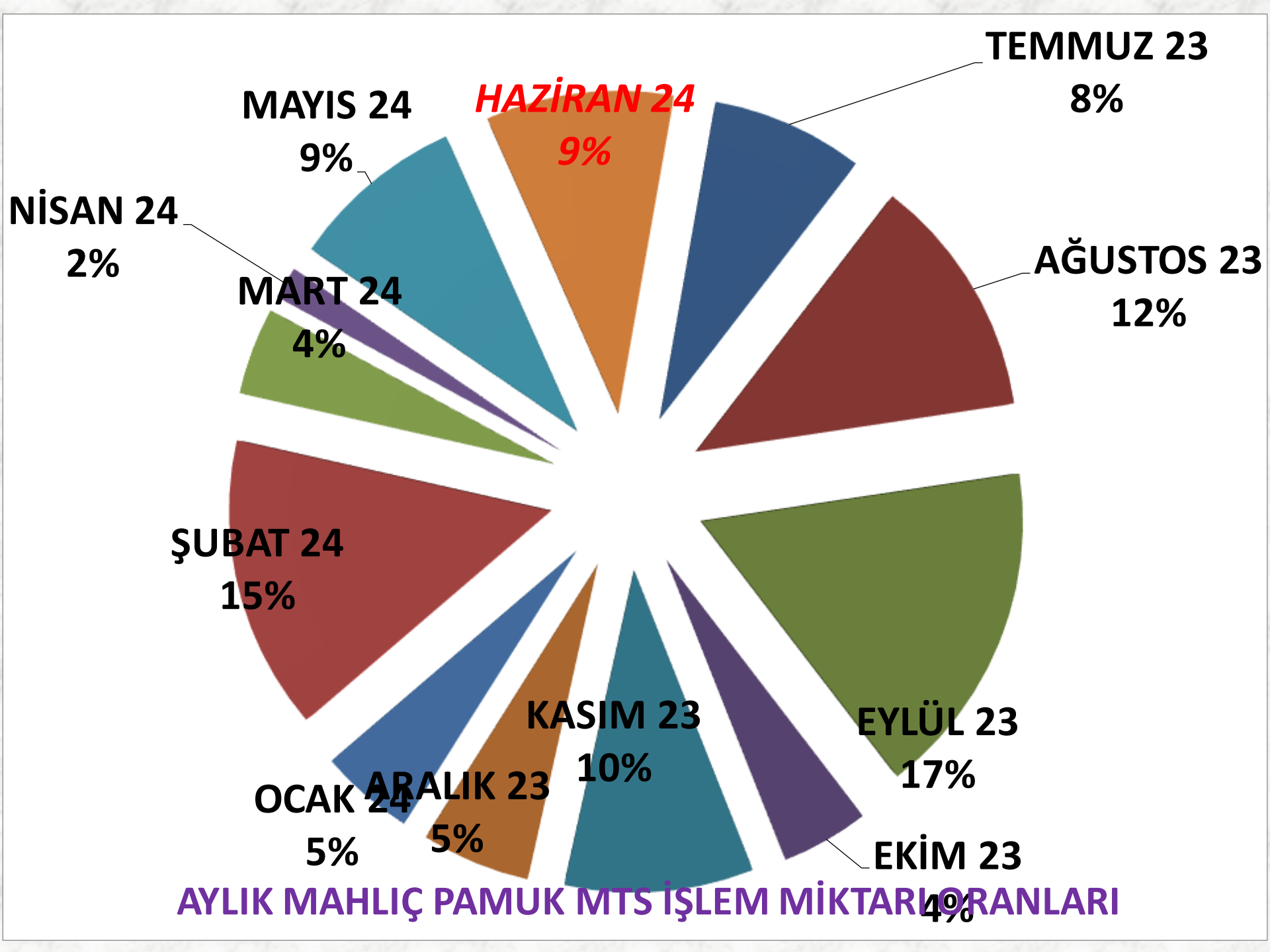
ORTALAMA FİYAT	2022 HAZİRAN	2023 HAZİRAN		2024 HAZİRAN	
MTS	59,00 TL	-	-	-	54,80 TL

AYLIK MAHLIÇ PAMUK FİYAT TRENDİ (TL)

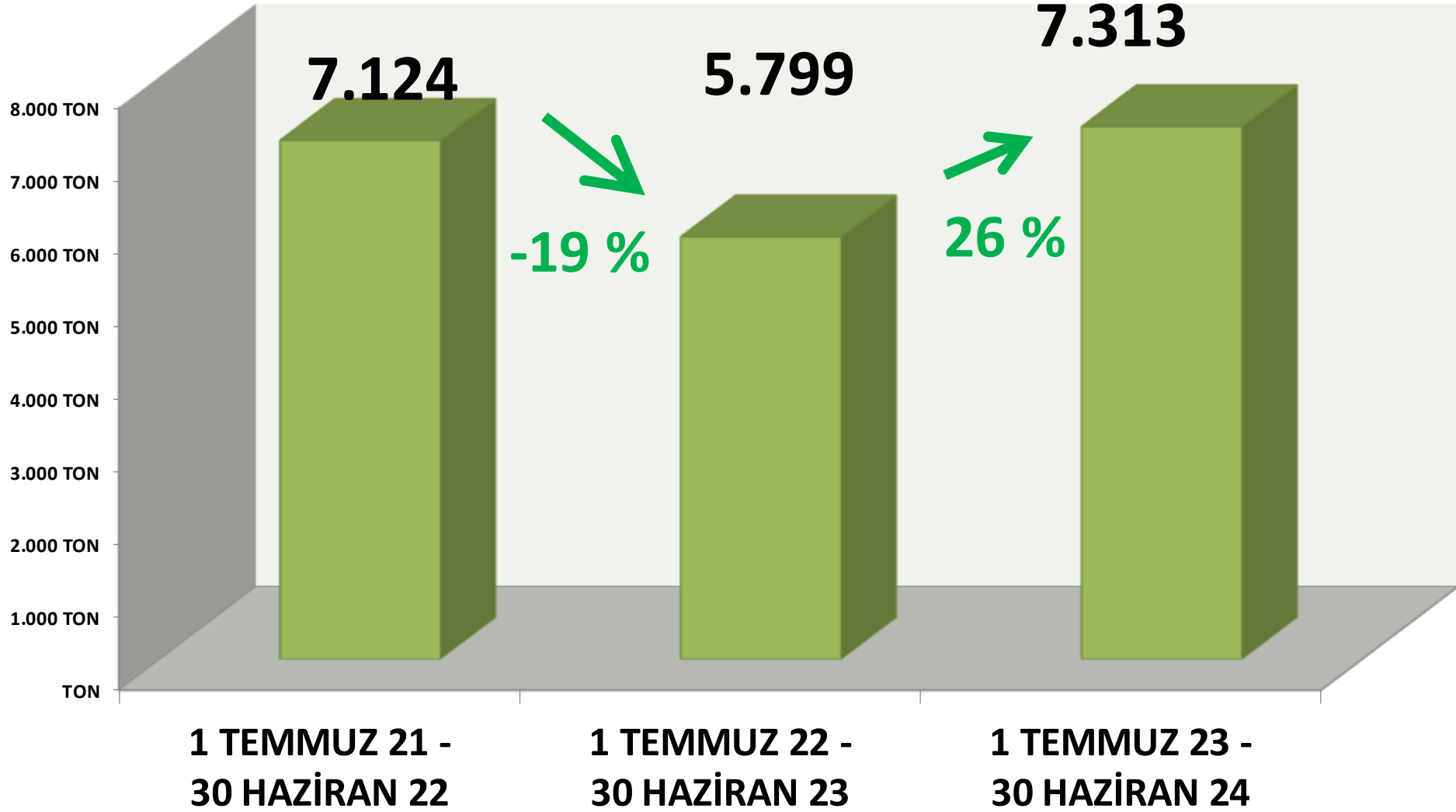


AYLIK MAHLIÇ PAMUK İŞLEM MİKTARI (TON)

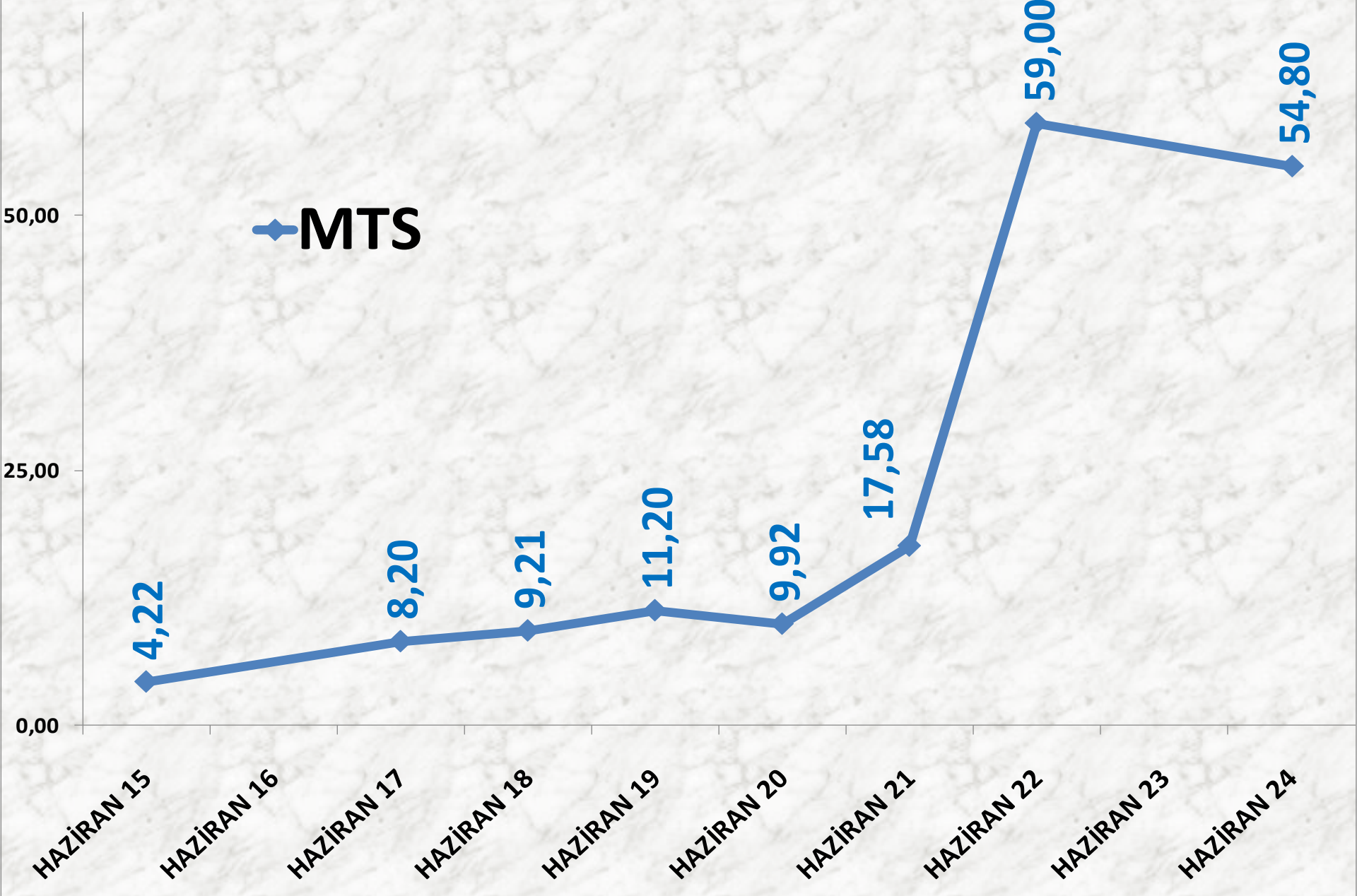




YILLIK MAHLIÇ PAMUK İŞLEM MİKTARI



HAZİRAN AYLARI MAHLIÇ PAMUK FİYAT TRENDİ (TL)



KEKİK

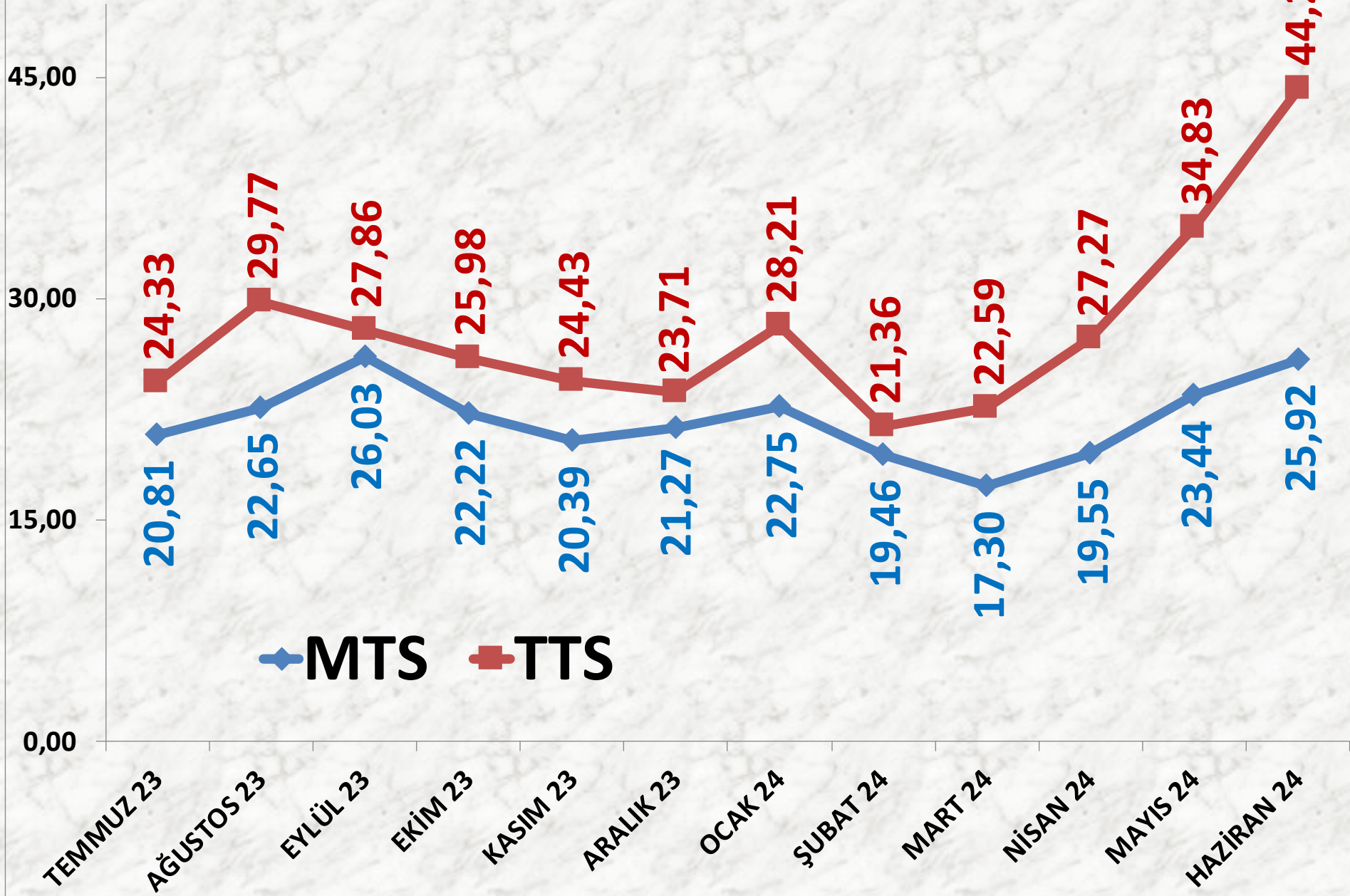
İŞLEM MİKTARI TON	2022 HAZİRAN	2023 HAZİRAN		2024 HAZİRAN	
MTS	155 TON	239%	526 TON	10%	579 TON
TTS	129 TON	258%	462 TON	-26%	340 TON

EN AZ FİYAT	2022 HAZİRAN	2023 HAZİRAN		2024 HAZİRAN	
MTS	23,08 TL	-58%	9,72 TL	113%	20,74 TL
TTS	22,44 TL	-51%	11,00 TL	82%	20,00 TL

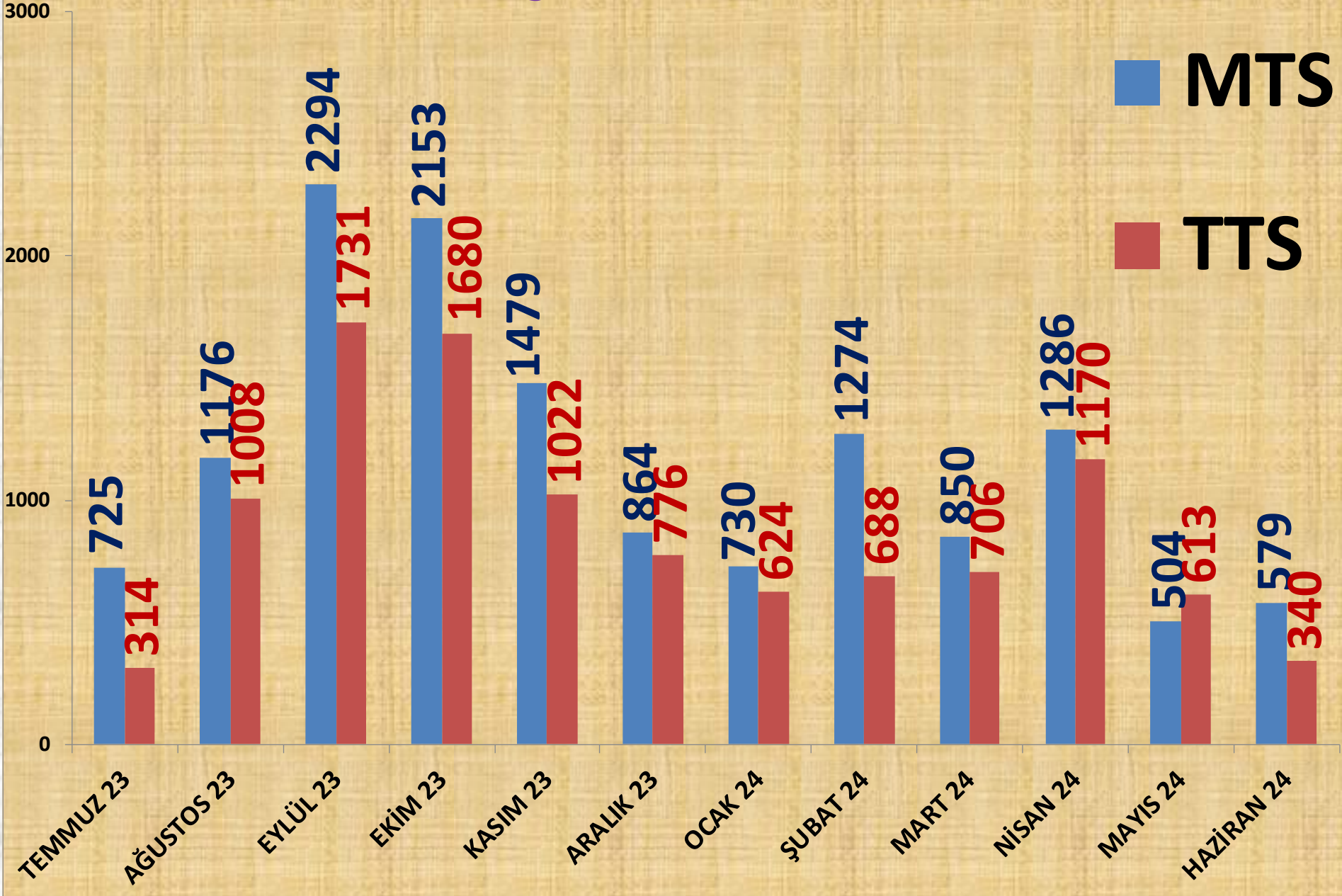
EN ÇOK FİYAT	2022 HAZİRAN	2023 HAZİRAN		2024 HAZİRAN	
MTS	29,08 TL	-3%	28,34 TL	28%	36,25 TL
TTS	52,68 TL	-47%	28,00 TL	158%	72,28 TL

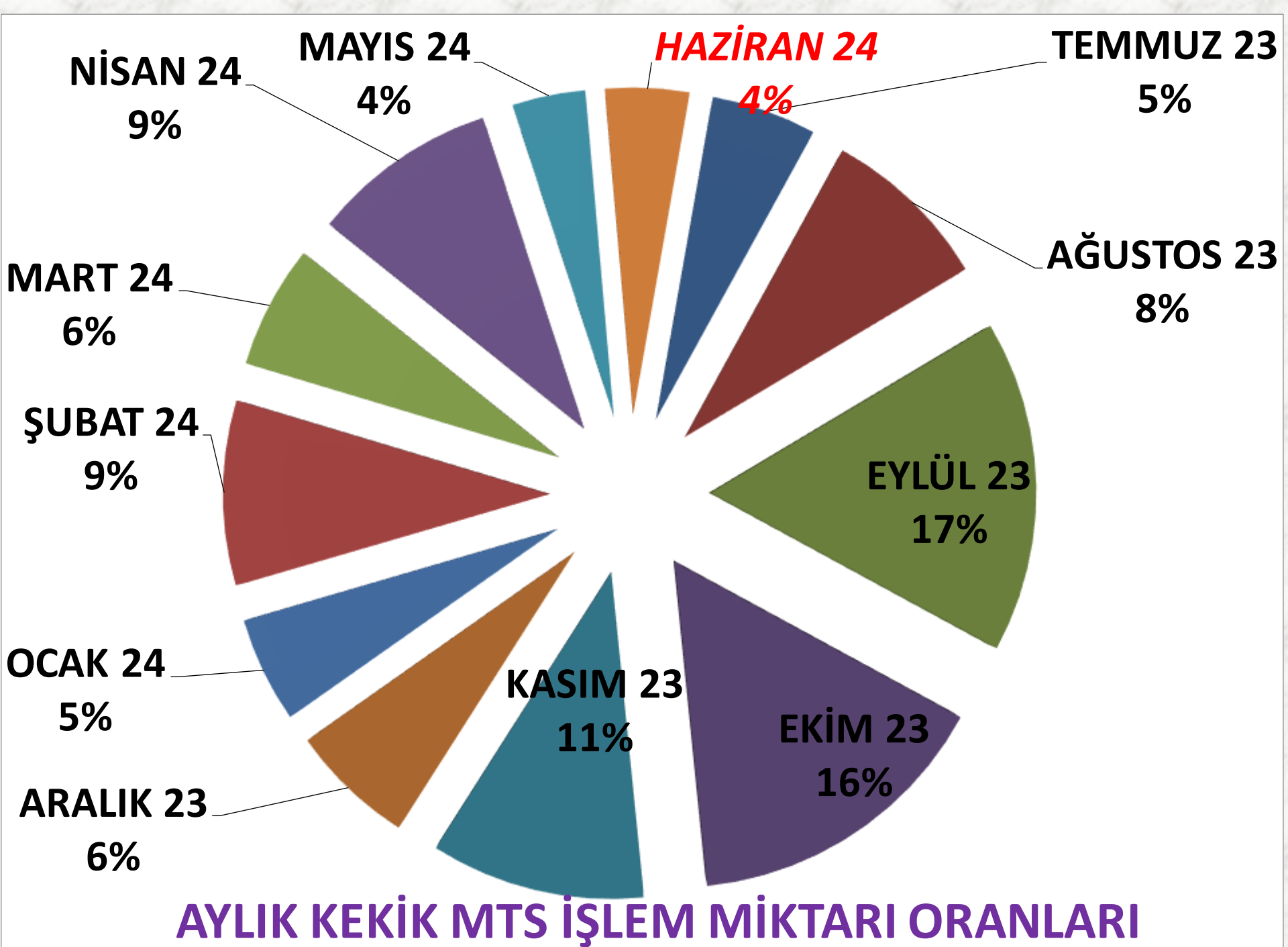
ORTALAMA FİYAT	2022 HAZİRAN	2023 HAZİRAN		2024 HAZİRAN	
MTS	27,66 TL	-38%	17,04 TL	52%	25,92 TL
TTS	31,63 TL	-20%	25,32 TL	75%	44,27 TL

AYLIK KEKİK FİYAT TRENDİ (TL)



AYLIK KEKİK İŞLEM MİKTARI (TON)





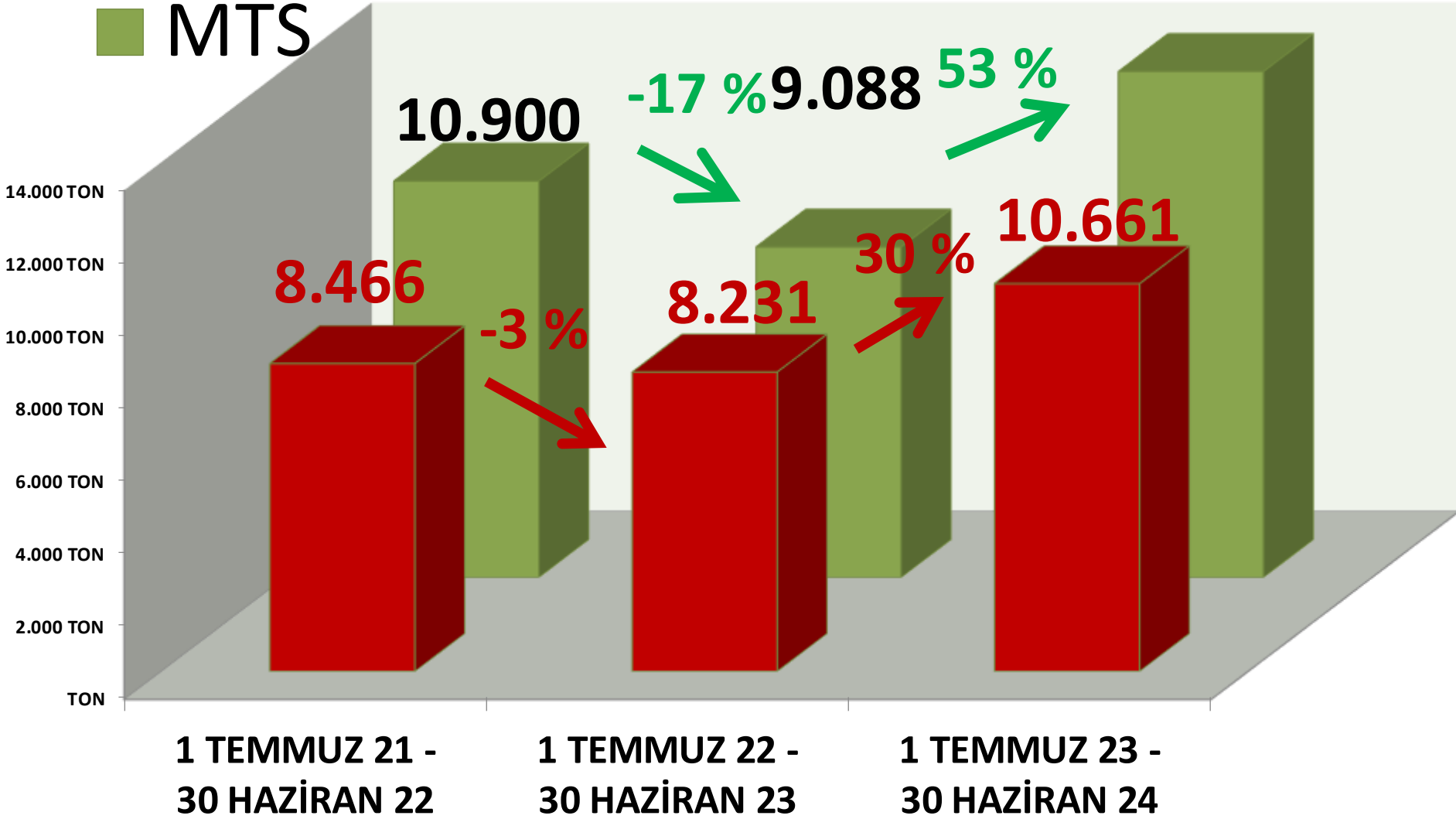
AYLIK KEKİK MTS İŞLEM MİKTARI ORANLARI

■ TTS

YILLIK KEKİK İŞLEM MİKTARI (TON)

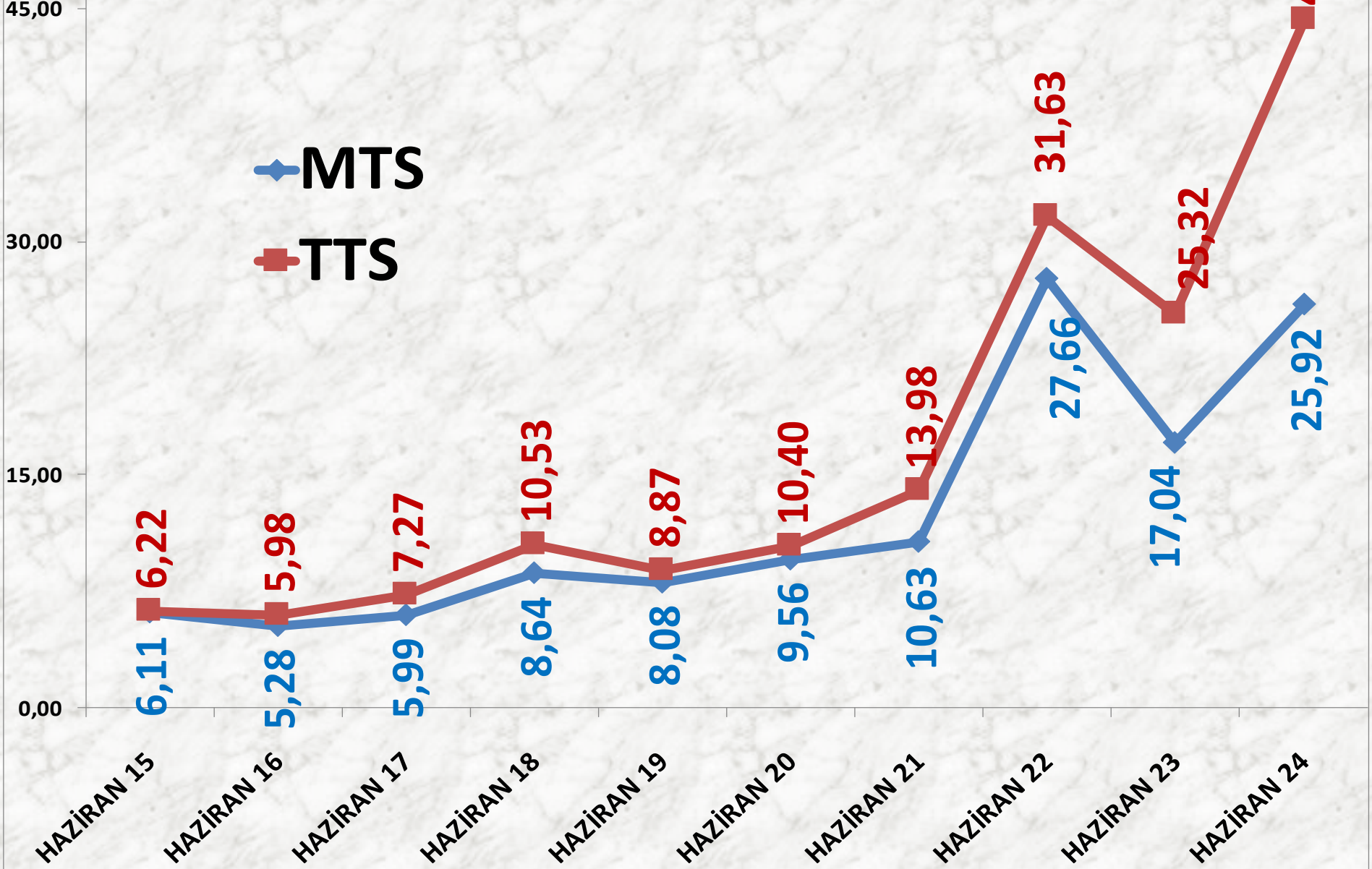
13.915

■ MTS



HAZİRAN AYLARI KEKİK FİYAT TRENDİ (TL)

MTS
TTS



ANASON

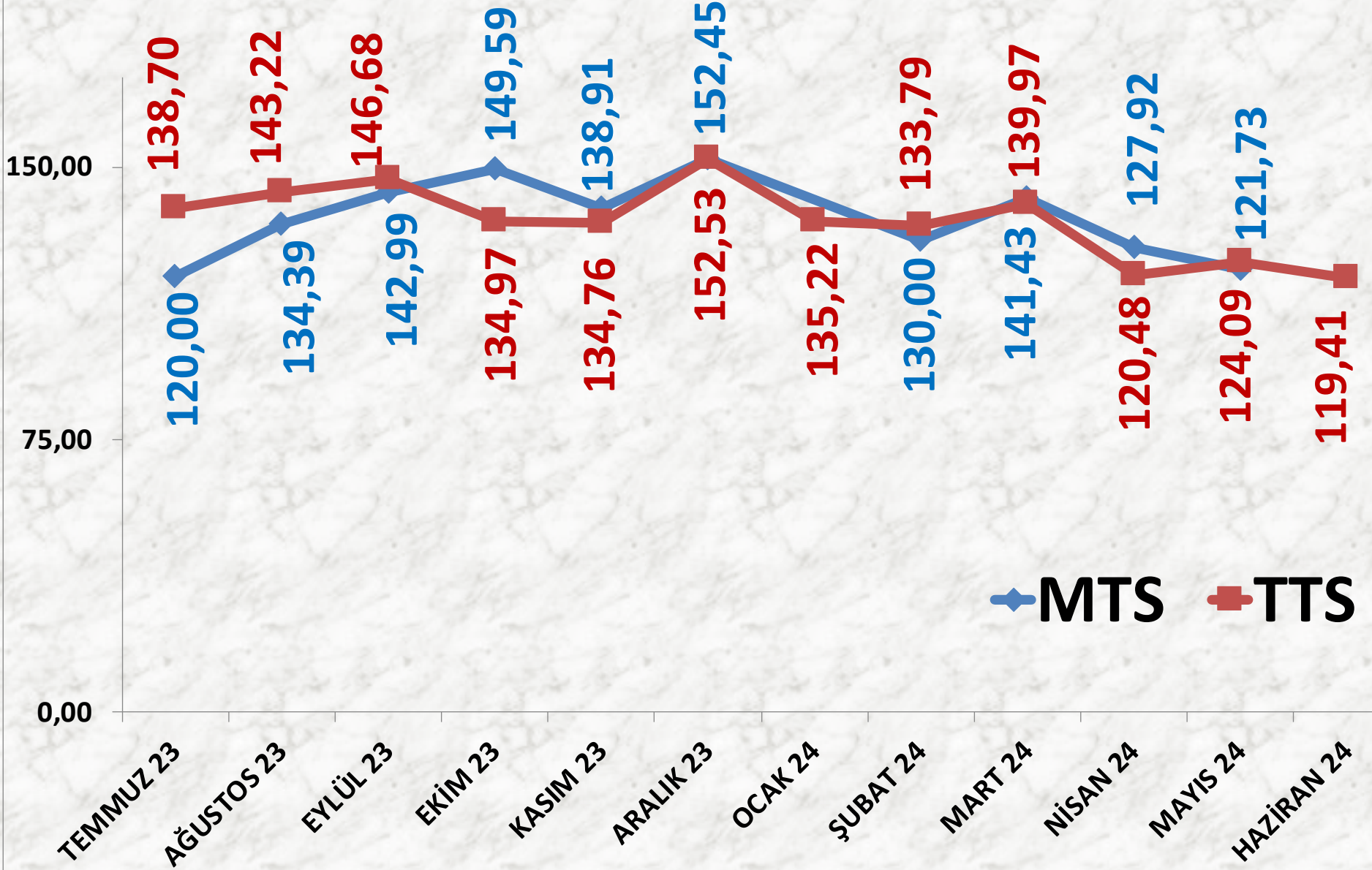
İŞLEM MİKTARI TON	2022 HAZİRAN	2023 HAZİRAN		2024 HAZİRAN	
MTS	4 TON	94%	8 TON	-	0
TTS	49 TON	-89%	5 TON	416%	28 TON

EN AZ FİYAT	2022 HAZİRAN	2023 HAZİRAN		2024 HAZİRAN	
MTS	43,98 TL	82%	80,00 TL	-	-
TTS	41,58 TL	128%	94,75 TL	21%	115,00 TL

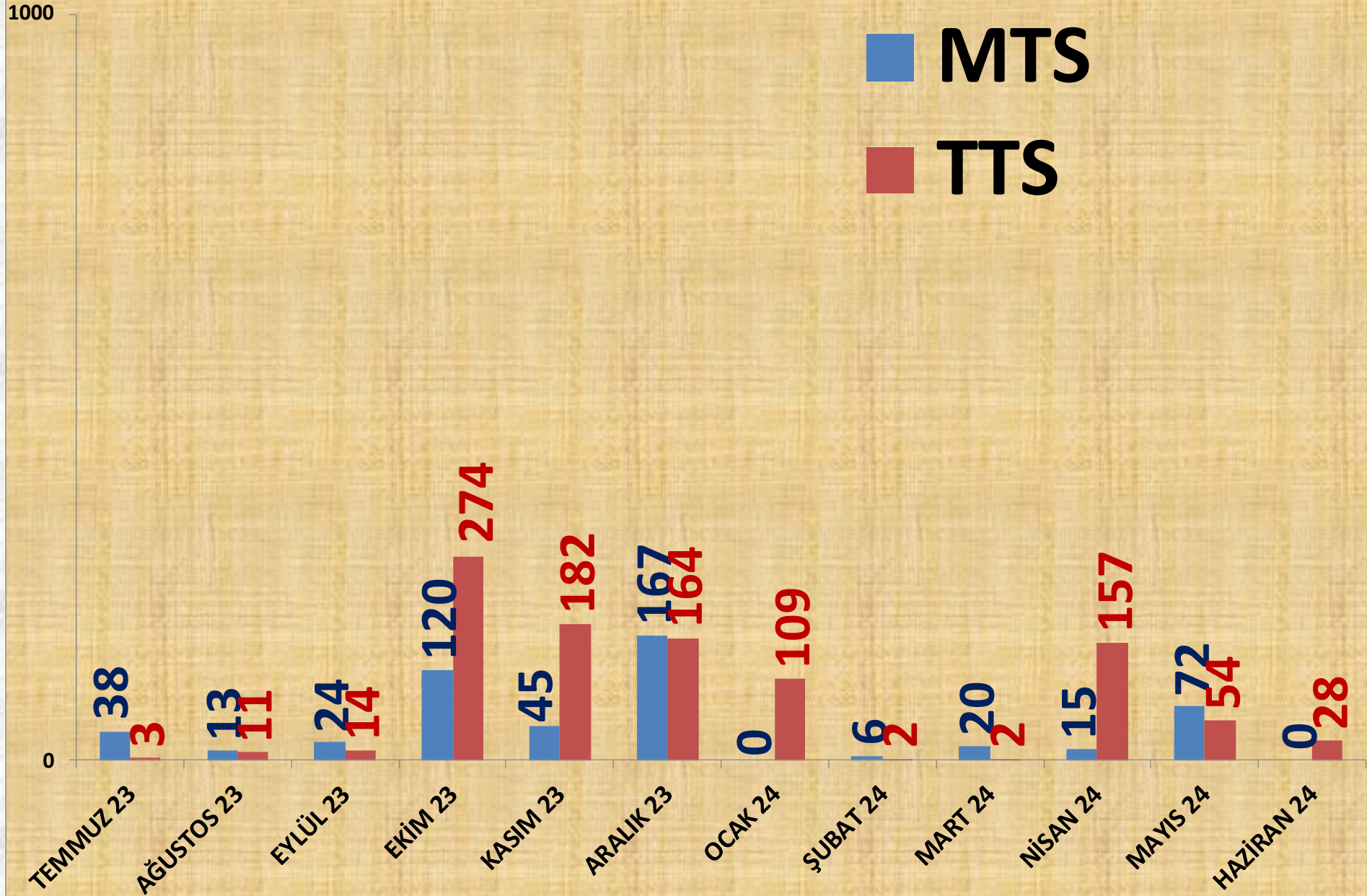
EN ÇOK FİYAT	2022 HAZİRAN	2023 HAZİRAN		2024 HAZİRAN	
MTS	45,00 TL	78%	80,00 TL	-	-
TTS	52,18 TL	82%	94,75 TL	58%	150,00 TL

ORTALAMA FİYAT	2022 HAZİRAN	2023 HAZİRAN		2024 HAZİRAN	
MTS	44,91 TL	78%	80,00 TL	-	-
TTS	45,38 TL	109%	94,75 TL	26%	119,41 TL

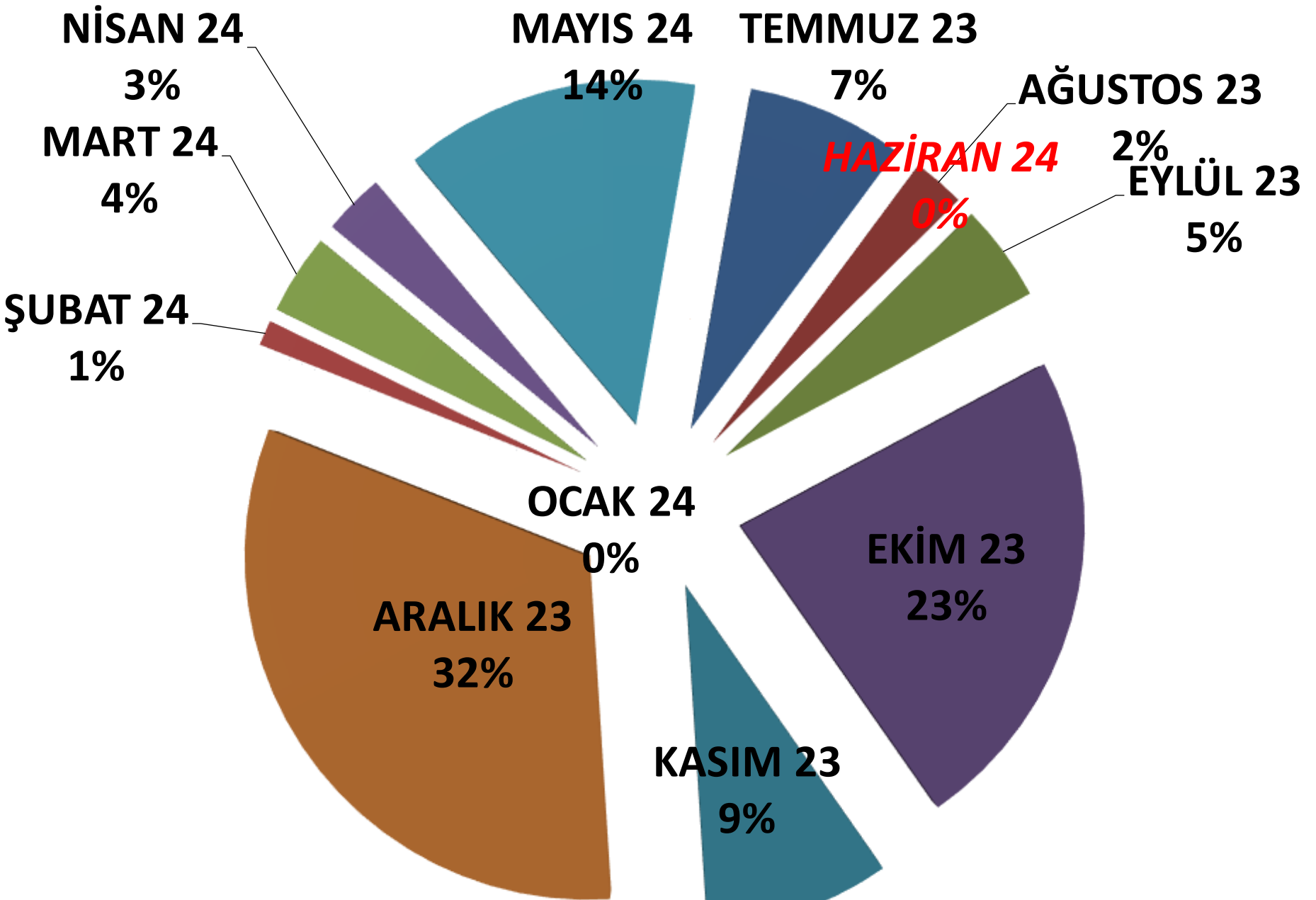
AYLIK ANASON FİYAT TRENDİ (TL)



AYLIK ANASON İŞLEM MİKTARI (TON)



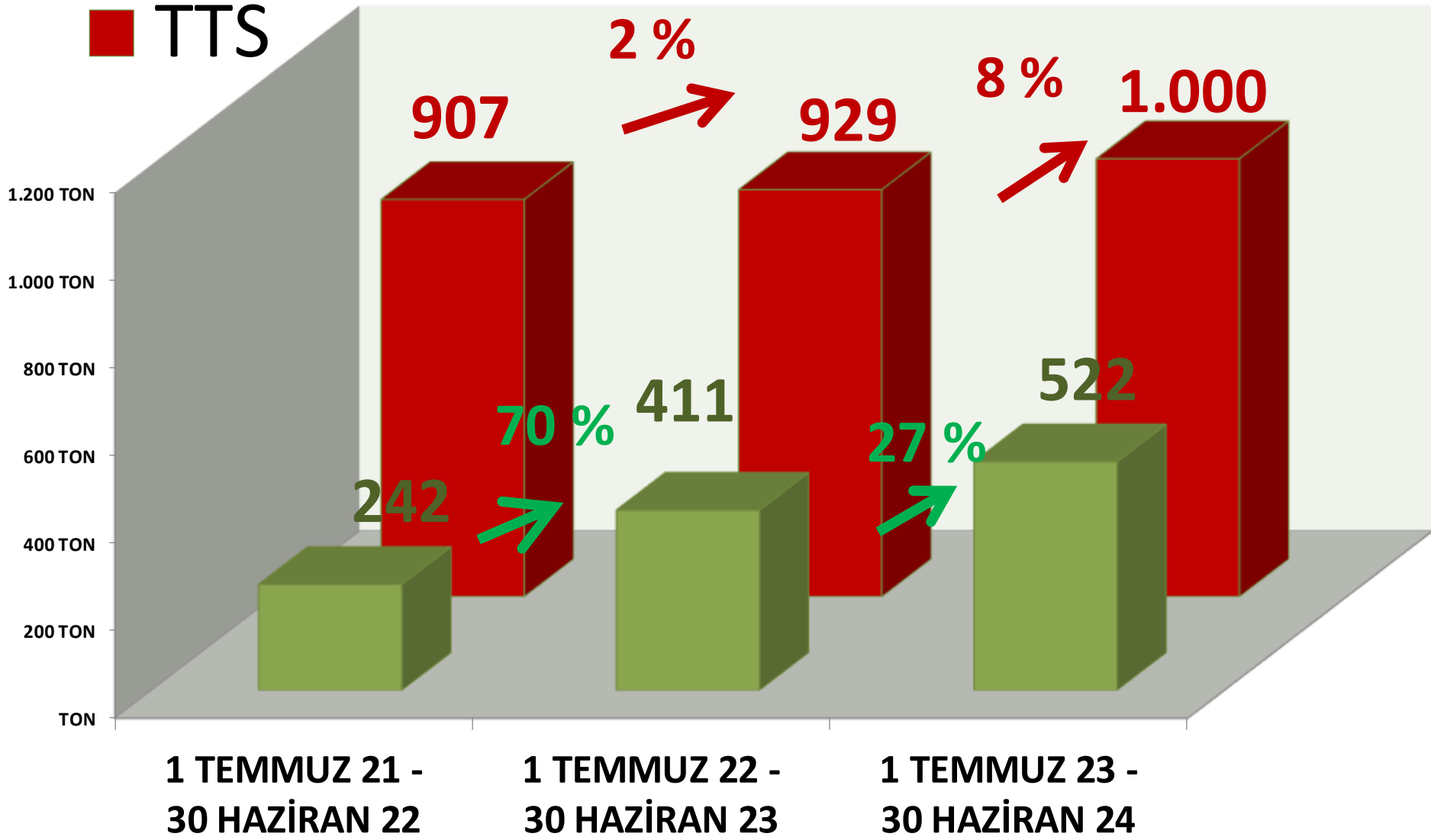
AYLIK ANASON MTS İŞLEM MİKTARI ORANLARI



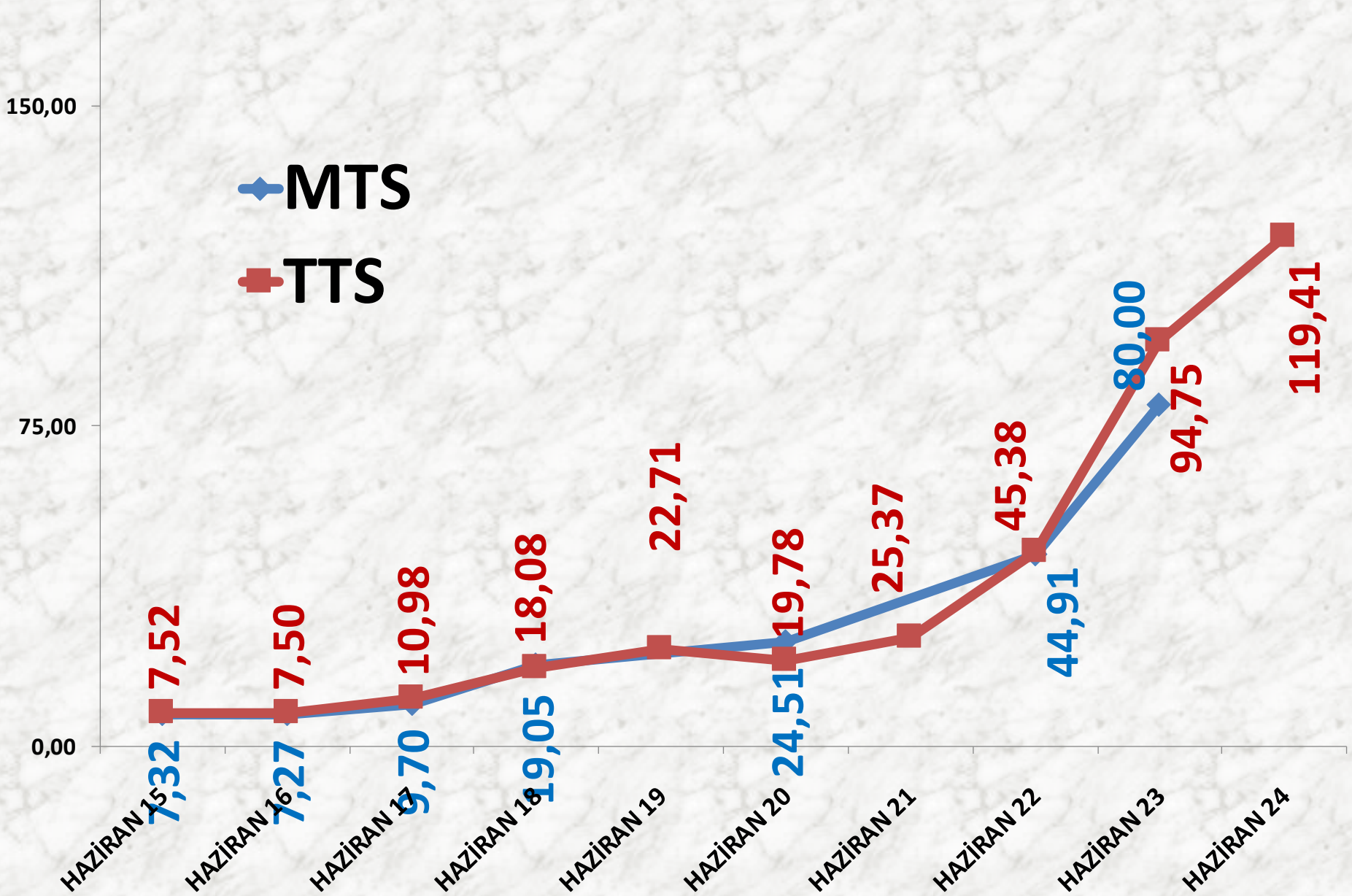
YILLIK ANASON İŞLEM MİKTARI (TON)

■ MTS

■ TTS



HAZİRAN AYLARI ANASON FİYAT TRENDİ (TL)



KASAPLIK CANLI HAYVAN

BÜYÜKBAŞ İŞLEM MİKTARI

İŞLEM MİKTARI ADET	2022 HAZİRAN	2023 HAZİRAN		2024 HAZİRAN	
MTS	1.631 ADET	-31%	1.123 ADET	32%	1.483 ADET
TTS	522 ADET	18%	618 ADET	12%	695 ADET

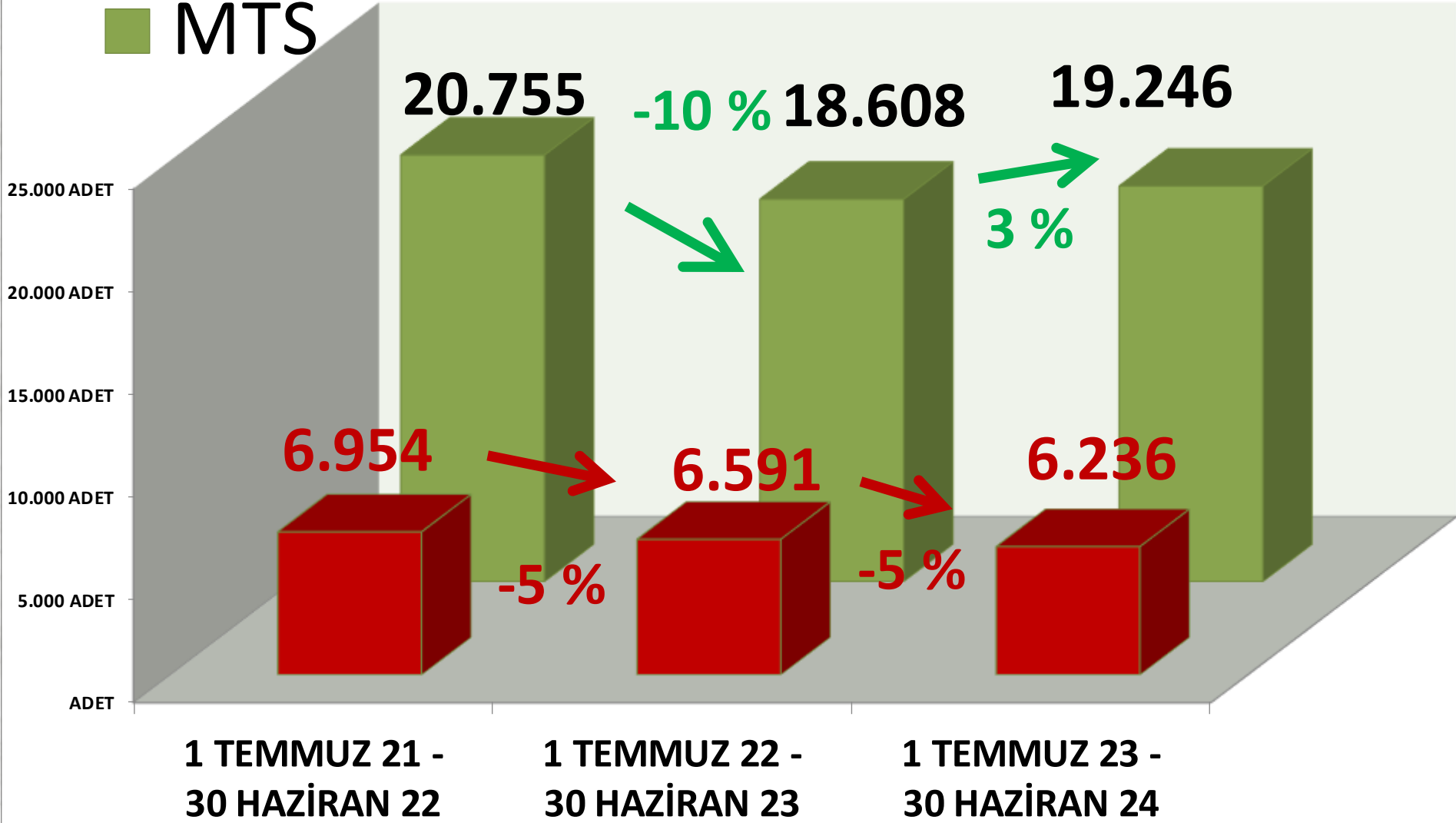
KÜÇÜKBAŞ İŞLEM MİKTARI

İŞLEM MİKTARI ADET	2022 HAZİRAN	2023 HAZİRAN		2024 HAZİRAN	
MTS	5.824 ADET	-22%	4.546 ADET	36%	6.184 ADET
TTS	780 ADET	-80%	157 ADET	55%	243 ADET

■ TTS

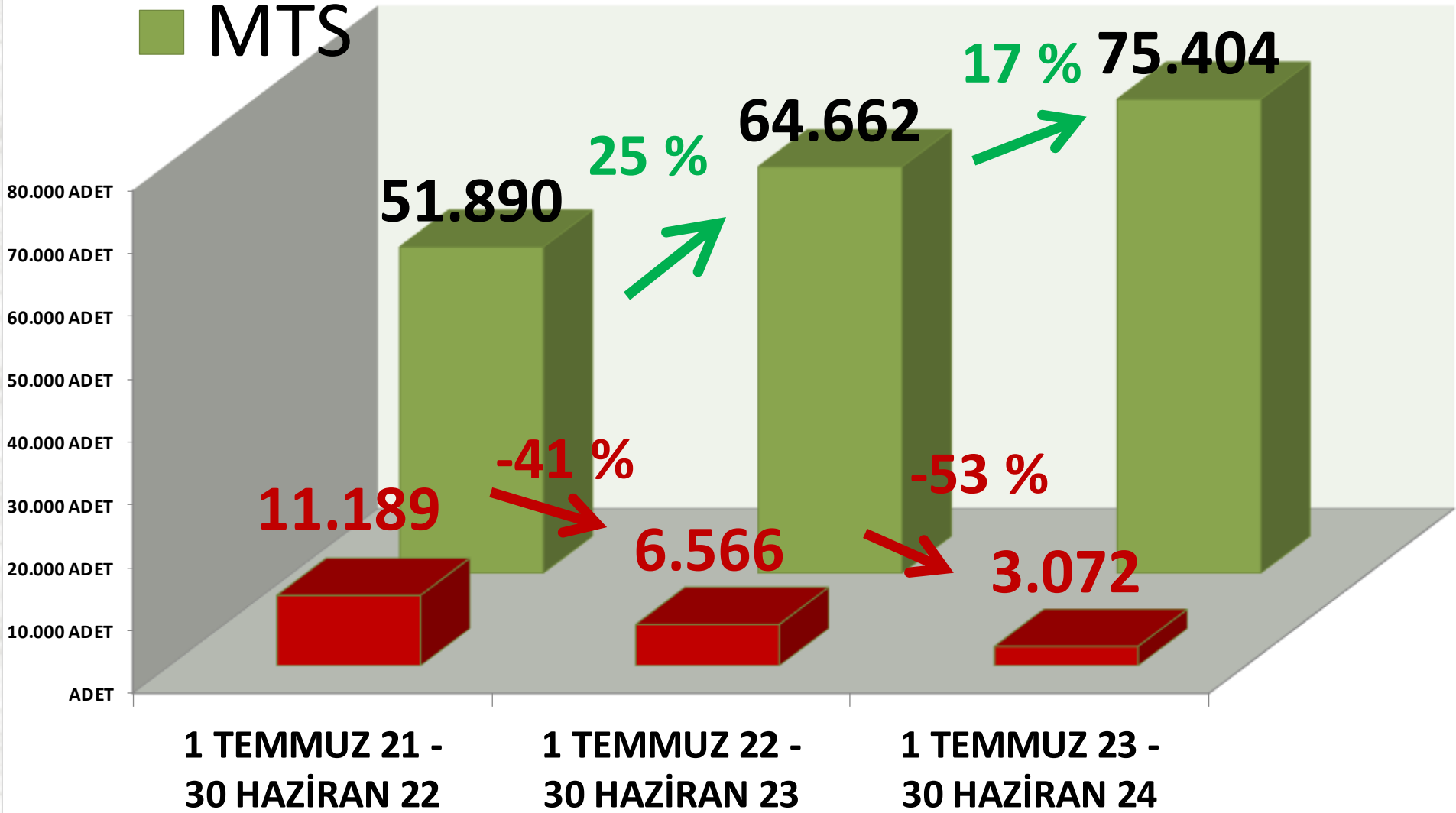
YILLIK BÜYÜKBAŞ İŞLEM MİKTARI (TON)

■ MTS



■ TTS YILLIK KÜÇÜKBAŞ İŞLEM MİKTARI (TON)

■ MTS





DINLEDİĞİNİZ İÇİN
TEŞEKKÜR EDERİM

RECEP MENGİ

