

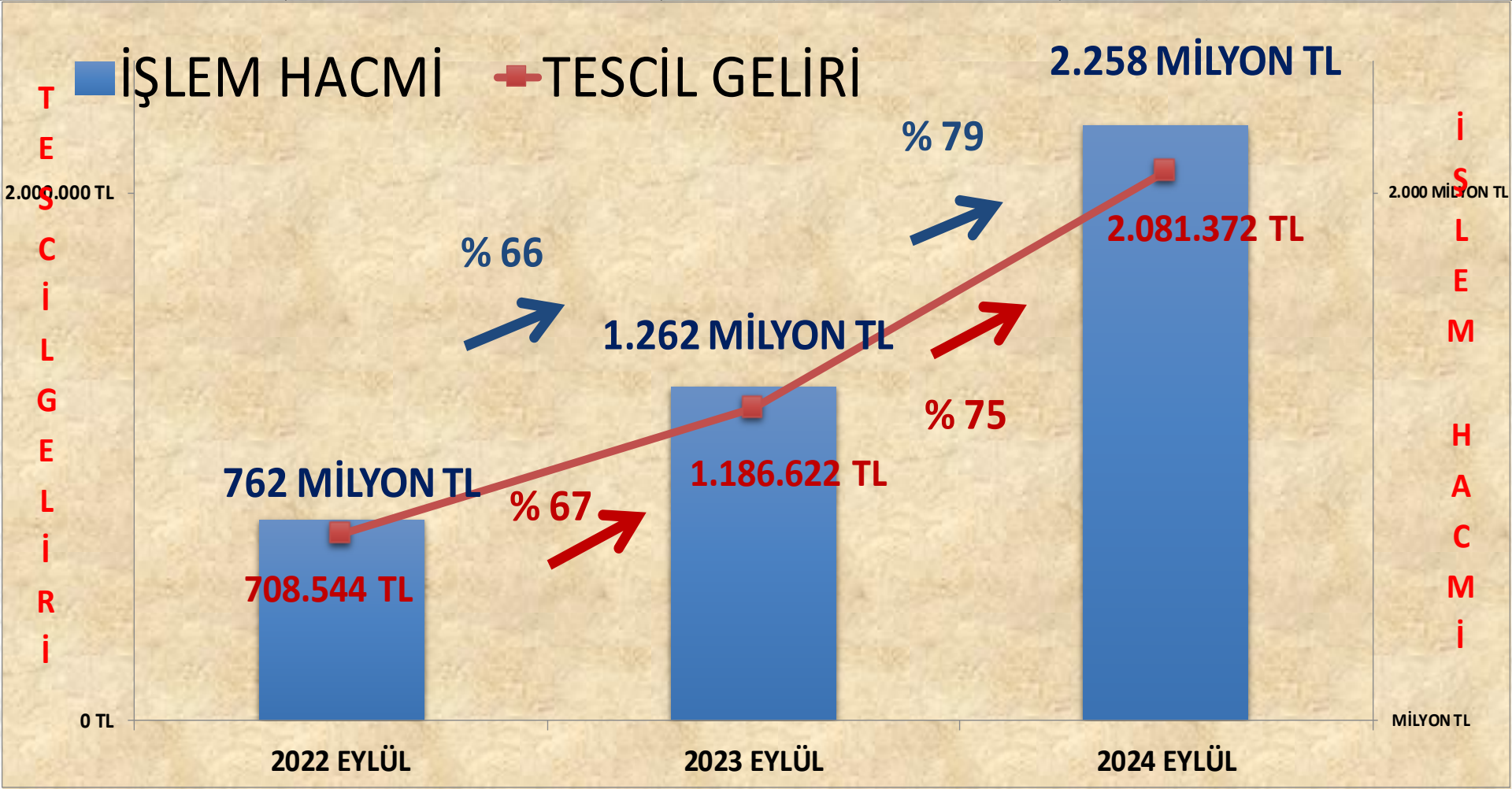


# EYLÜL 2024 TESCİL SUNUMU



# İŞLEM HACMİ VE TESCİL GELİRİ VERİLERİ

	2022 EYLÜL		2023 EYLÜL		2024 EYLÜL
İŞLEM HACMİ	762 MİLYON TL	66%	1.262 MİLYON TL	79%	2.258 MİLYON TL
TESCİL GELİRİ	708.544 TL	67%	1.186.622 TL	75%	2.081.372 TL



# 2023 EYLÜL

ÜRÜN GRUBU	Miktar(kg./lt/adet)	Tutar(TL)
BAKLİYAT VE MAMÜLLERİ	833.510	28.738.945
BİTKİSEL YAĞLAR	207.612	42.826.623
KOTASYON DIŐI ÜRÜNLER	44.770.415	591.197.258
HAM DERİLER VE BAĞIRSAKLAR	3.580	45.972
HAYVANSAL YAĞLAR	1	135
HUBUBAT .	36.554.503	248.019.083
HUBUBAT MAMÜLLERİ	1.267.805	8.305.469
KASAPLIK CANLI HAYVANLAR	9.881	154.466.500
KURU MEYVELER	413.773	23.195.424
ORMAN MAHSÜLLERİ	322.928	9.230.848
TEKSTİL HAMMADDELERİ	1.239.881	60.176.204
YAĞLI TOHUMLAR	2.492.375	95.601.242
<b><u>TOPLAM</u></b>	<b>88.116.265</b>	<b>1.261.803.703</b>

# 2024 EYLÜL

ÜRÜN GRUBU	Miktar(kg./lt/adet)	Tutar(TL)
BAKLİYAT VE MAMÜLLERİ	560.687	23.328.513
BİTKİSEL YAĞLAR	38.000	8.230.000
KOTASYON DIŞI ÜRÜNLER	74.918.858	1.370.873.268
HAM DERİLER VE BAĞIRSAKLAR	21.792	404.760
HAYVANSAL YAĞLAR	350	133.000
HUBUBAT .	24.426.265	183.319.684
HUBUBAT MAMÜLLERİ	142.682	1.458.801
KASAPLIK CANLI HAYVANLAR	12.125	244.481.590
KURU MEYVELER	1.264.192	115.568.844
ORMAN MAHSÜLLERİ	565.271	18.428.995
TEKSTİL HAMMADDELERİ	157.556	14.373.679
YAĞLI TOHUMLAR	6.736.276	277.305.718
<b><u>TOPLAM</u></b>	<b>108.844.054</b>	<b>2.257.906.851</b>

# 2023 AĞUSTOS - 2024 AĞUSTOS DEĞİŞİM

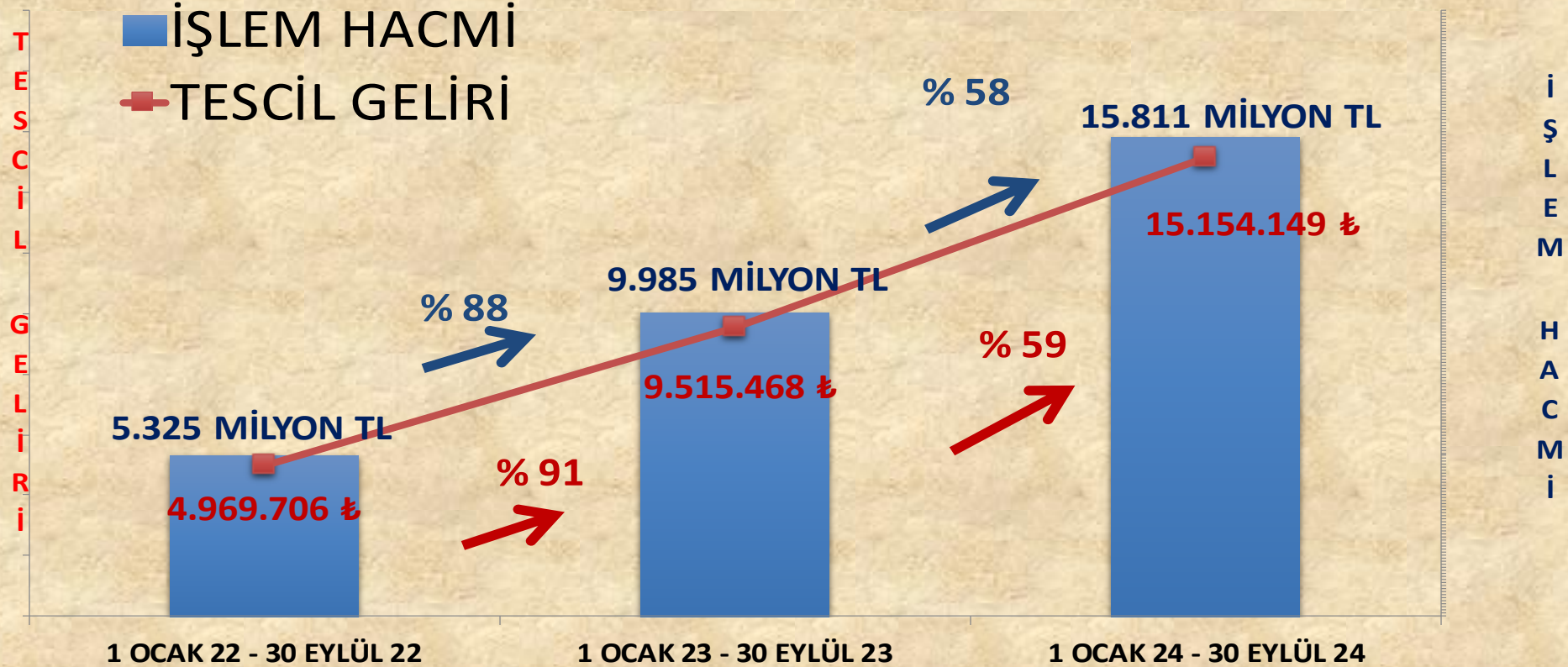
ÜRÜN GRUBU	Miktar(kg./lt/adet)	Tutar(TL)
BAKLİYAT VE MAMÜLLERİ	-272.823	-5.410.432
BİTKİSEL YAĞLAR	-169.612	-34.596.623
KOTASYON DIŞI ÜRÜNLER	30.148.443	779.676.010
HAM DERİLER VE BAĞIRSAKLAR	18.212	358.788
HAYVANSAL YAĞLAR	349	132.865
HUBUBAT .	-12.128.239	-64.699.400
HUBUBAT MAMÜLLERİ	-1.125.123	-6.846.668
KASAPLIK CANLI HAYVANLAR	2.244	90.015.090
KURU MEYVELER	850.419	92.373.420
ORMAN MAHSÜLLERİ	242.344	9.198.147
TEKSTİL HAMMADDELERİ	-1.082.325	-45.802.525
YAĞLI TOHUMLAR	4.243.901	181.704.476
<b><u>TOPLAM</u></b>	<b>20.727.789</b>	<b>996.103.148</b>

# 2023 EYLÜL - 2024 EYLÜL DEĞİŞİM ORANI

ÜRÜN GRUBU	Miktar(kg./lt/adet)	Tutar(TL)
BAKLİYAT VE MAMÜLLERİ	-33%	-19%
BİTKİSEL YAĞLAR	-82%	-81%
KOTASYON DIŞI ÜRÜNLER	67%	132%
HAM DERİLER VE BAĞIRSAKLAR	509%	780%
HAYVANSAL YAĞLAR	34900%	98419%
HUBUBAT .	-33%	-26%
HUBUBAT MAMÜLLERİ	-89%	-82%
KASAPLIK CANLI HAYVANLAR	23%	58%
KURU MEYVELER	206%	398%
ORMAN MAHSÜLLERİ	75%	100%
TEKSTİL HAMMADDELERİ	-87%	-76%
YAĞLI TOHUMLAR	170%	190%
<b><u>TOPLAM</u></b>	<b>24%</b>	<b>79%</b>

# İŞLEM HACMİ VE TESCİL GELİRİ VERİLERİ

	1 OCAK 22 - 30 EYLÜL 22	1 OCAK 23 - 30 EYLÜL 23	1 OCAK 24 - 30 EYLÜL 24
İŞLEM HACMI	5.325 MİLYON TL	9.985 MİLYON TL	15.811 MİLYON TL
TESCİL GELİRİ	4.969.706 TL	9.515.468 TL	15.154.149 TL



# 1 OCAK - 30 EYLÜL 2023

	Miktar(kg./lt/adet)	Tutar(TL)
BAKLİYAT VE MAMÜLLERİ	3.363.532	107.786.721
BİTKİSEL YAĞLAR	484.795	68.243.427
KOTASYON DIŞI ÜRÜNLER	493.340.212	5.099.957.376
HAM DERİLER VE BAĞIRSAKLAR	1.092.176	3.151.516
HAYVANSAL YAĞLAR	981	115.162
HUBUBAT .	287.807.630	1.681.299.989
HUBUBAT MAMÜLLERİ	5.372.680	22.741.227
KASAPLIK CANLI HAYVANLAR	68.235	914.313.673
KURU MEYVELER	12.950.148	462.003.858
ORMAN MAHSÜLLERİ	1.219.105	25.507.937
TEKSTİL HAMMADDELERİ	20.222.492	522.308.534
YAĞLI TOHUMLAR	31.583.753	1.077.392.628
<b><u>TOPLAM</u></b>	<b>857.505.739</b>	<b>9.984.822.049</b>

# 1 OCAK - 30 EYLÜL 2024

	Miktar(kg./lt/adet)	Tutar(TL)
BAKLİYAT VE MAMÜLLERİ	5.207.161	243.210.602
BITKİSEL YAĞLAR	72.735	17.346.948
KOTASYON DIŐI ÜRÜNLER	690.806.609	9.175.133.644
HAM DERİLER VE BAĞIRSAKLAR	87.736	1.666.491
HAYVANSAL YAĞLAR	1.295	411.313
HUBUBAT .	207.600.632	1.576.122.014
HUBUBAT MAMÜLLERİ	1.471.011	15.303.796
KASAPLIK CANLI HAYVANLAR	80.916	1.861.314.443
KURU MEYVELER	9.401.824	723.528.324
ORMAN MAHSÜLLERİ	1.572.953	52.582.008
TEKSTİL HAMMADDELERİ	21.590.379	565.521.242
YAĞLI TOHUMLAR	39.115.596	1.578.885.673
<b><u>TOPLAM</u></b>	<b>977.008.847</b>	<b>15.811.026.497</b>

# 1 OCAK - 30 EYLÜL 2023-24 DEĞİŞİM

	Miktar(kg./lt/adet)	Tutar(TL)
BAKLİYAT VE MAMÜLLERİ	1.843.628	135.423.881
BİTKİSEL YAĞLAR	-412.060	-50.896.479
KOTASYON DIŞI ÜRÜNLER	197.466.397	4.075.176.268
HAM DERİLER VE BAĞIRSAKLAR	-1.004.440	-1.485.025
HAYVANSAL YAĞLAR	315	296.150
HUBUBAT .	-80.206.998	-105.177.975
HUBUBAT MAMÜLLERİ	-3.901.669	-7.437.431
KASAPLIK CANLI HAYVANLAR	12.681	947.000.770
KURU MEYVELER	-3.548.324	261.524.466
ORMAN MAHSÜLLERİ	353.848	27.074.071
TEKSTİL HAMMADDELERİ	1.367.887	43.212.707
YAĞLI TOHUMLAR	7.531.842	501.493.045
<b><u>TOPLAM</u></b>	<b>119.503.108</b>	<b>5.826.204.448</b>

# 1 OCAK - 30 EYLÜL 2023-24 DEĞİŞİM ORANI

	Miktar(kg./lt/adet)	Tutar(TL)
BAKLİYAT VE MAMÜLLERİ	55%	126%
BITKİSEL YAĞLAR	-85%	-75%
KOTASYON DIŞI ÜRÜNLER	40%	80%
HAM DERİLER VE BAĞIRSAKLAR	-92%	-47%
HAYVANSAL YAĞLAR	32%	257%
HUBUBAT .	-28%	-6%
HUBUBAT MAMÜLLERİ	-73%	-33%
KASAPLIK CANLI HAYVANLAR	19%	104%
KURU MEYVELER	-27%	57%
ORMAN MAHSÜLLERİ	29%	106%
TEKSTİL HAMMADDELERİ	7%	8%
YAĞLI TOHUMLAR	24%	47%
<b><u>TOPLAM</u></b>	<b>14%</b>	<b>58%</b>

# ARPA

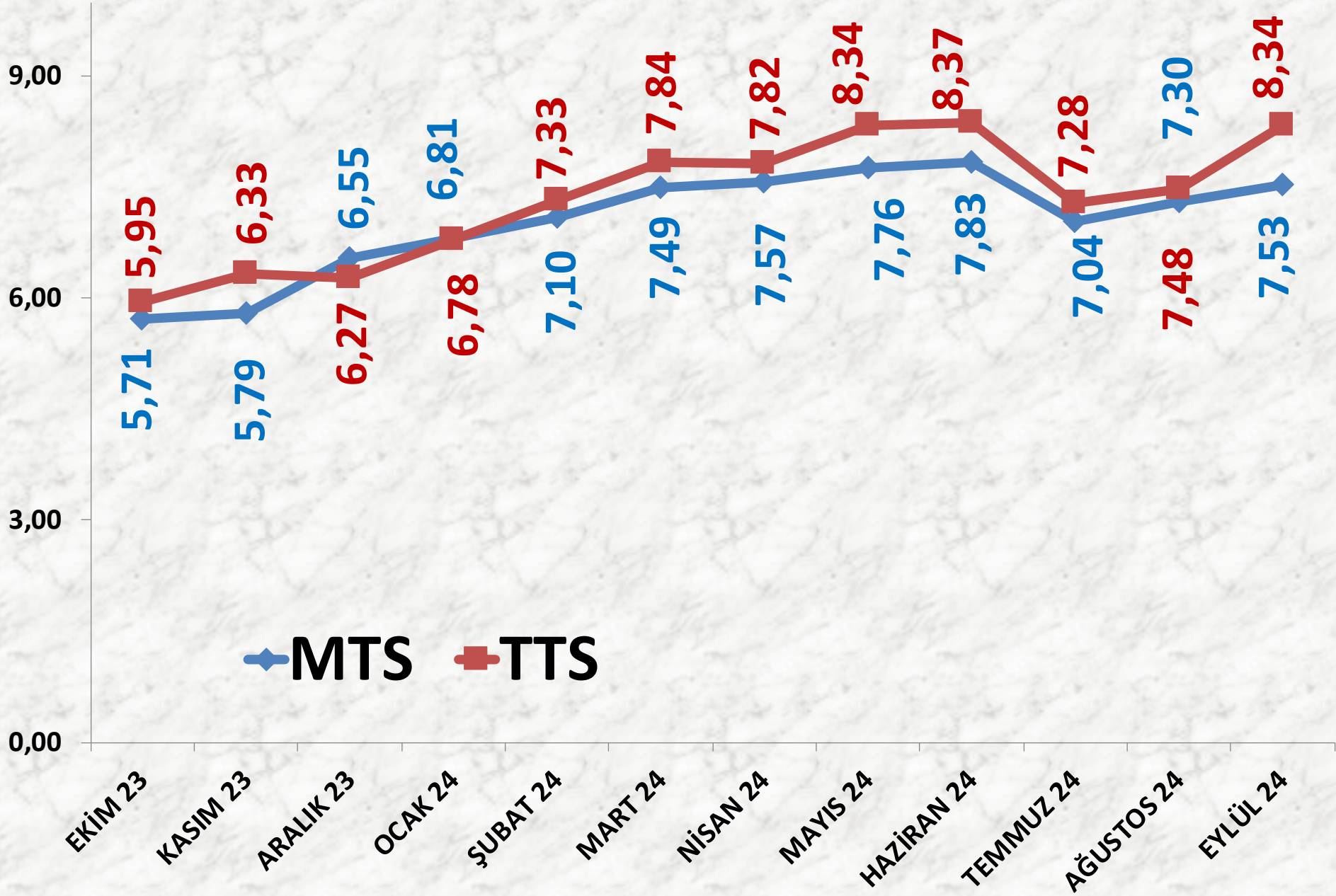
İŞLEM MİKTARI TON	2022 EYLÜL	2023 EYLÜL		2024 EYLÜL	
	MTS	1.787 TON	229%	5.877 TON	-27%
TTS	458 TON	350%	2.058 TON	-47%	1.083 TON

EN AZ FİYAT	2022 EYLÜL	2023 EYLÜL		2024 EYLÜL	
	MTS	5,34 TL	-7%	4,95 TL	21%
TTS	5,60 TL	-2%	5,50 TL	24%	6,82 TL

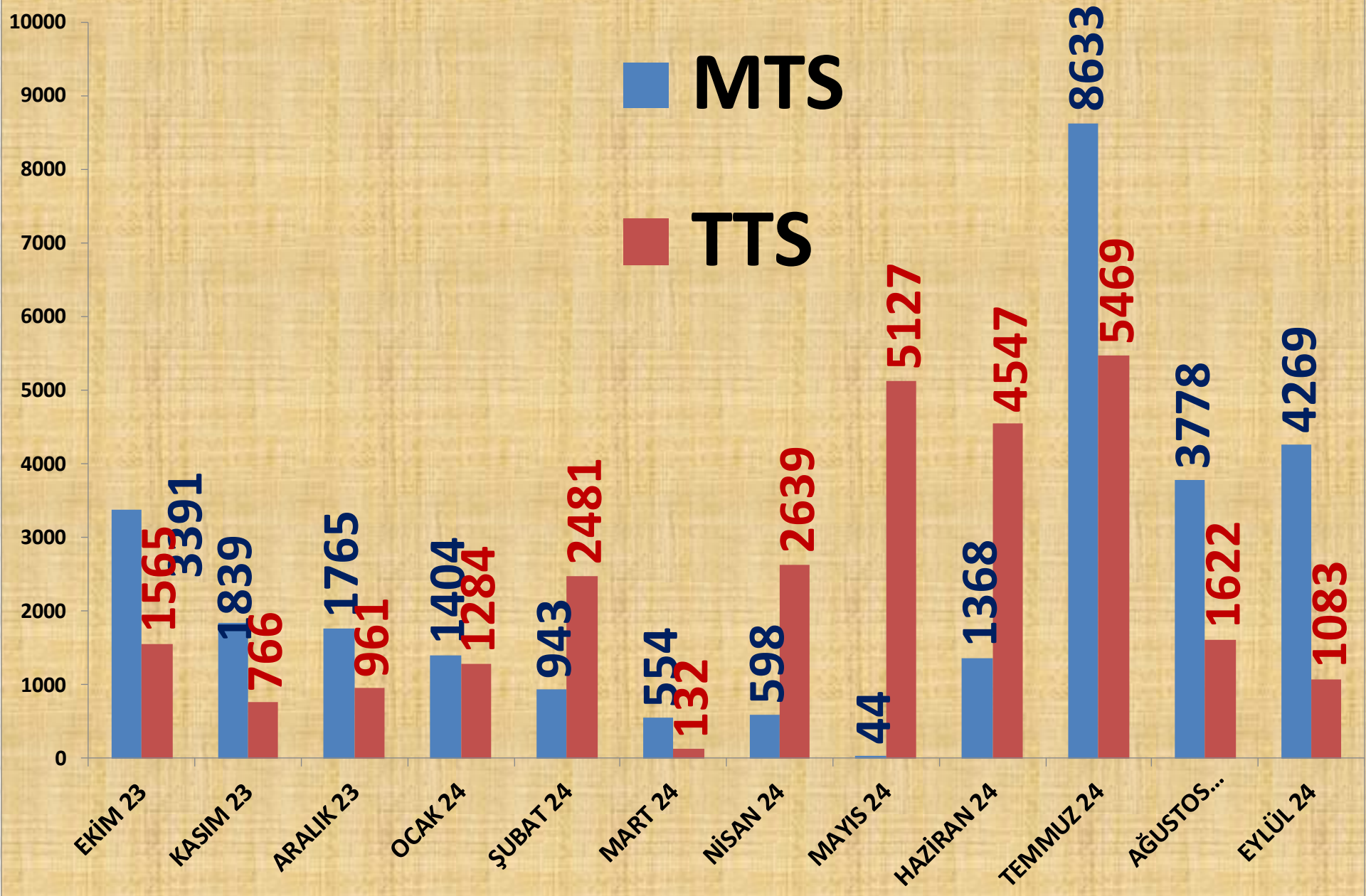
EN ÇOK FİYAT	2022 EYLÜL	2023 EYLÜL		2024 EYLÜL	
	MTS	7,91 TL	-14%	6,84 TL	24%
TTS	6,70 TL	-6%	6,30 TL	51%	9,54 TL

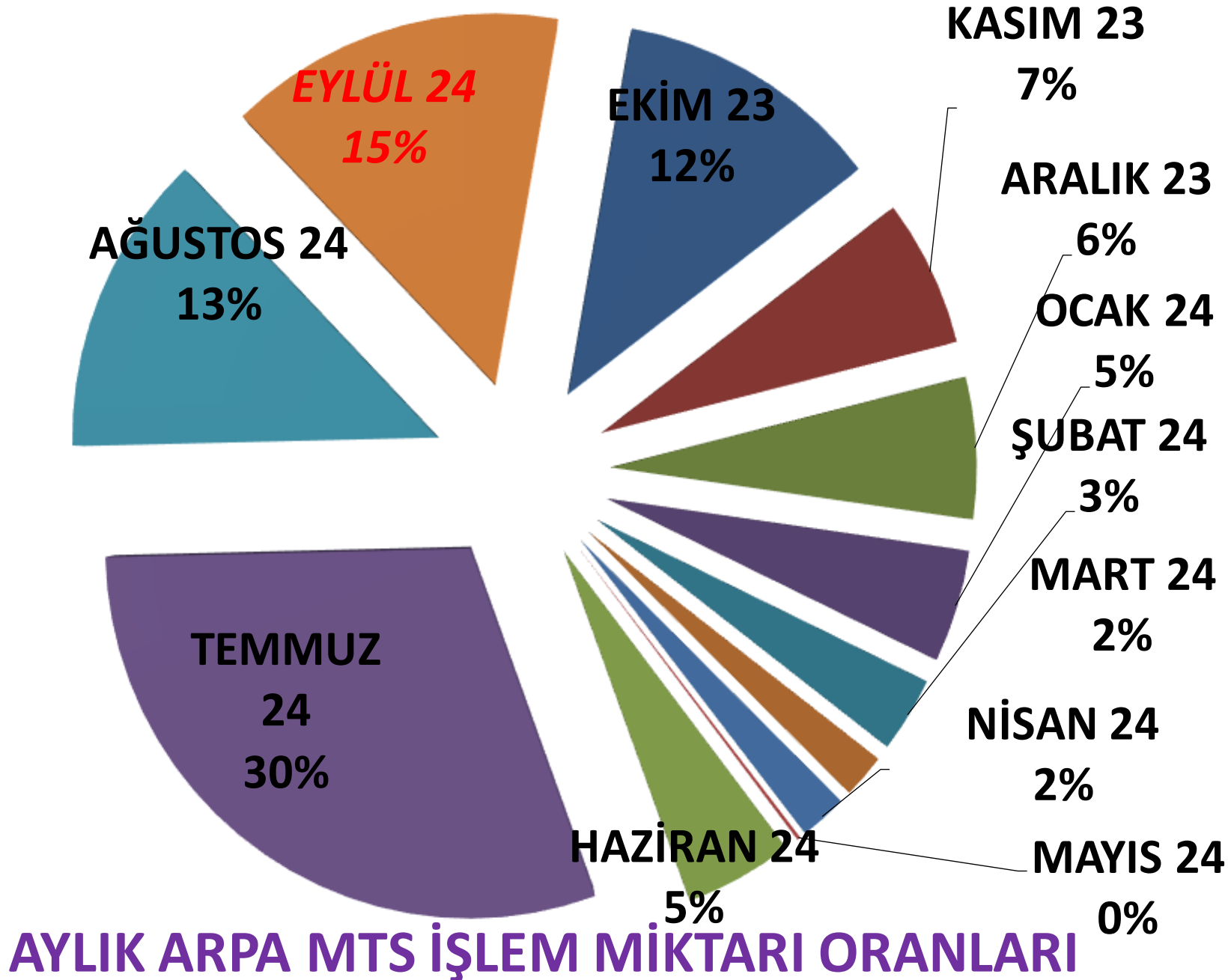
ORTALAMA FİYAT	2022 EYLÜL	2023 EYLÜL		2024 EYLÜL	
	MTS	5,92 TL	-3%	5,71 TL	32%
TTS	6,09 TL	-4%	5,88 TL	39%	8,19 TL

# AYLIK ARPA FİYAT TRENDİ (TL)



# AYLIK ARPA İŞLEM MİKTARI (TON)

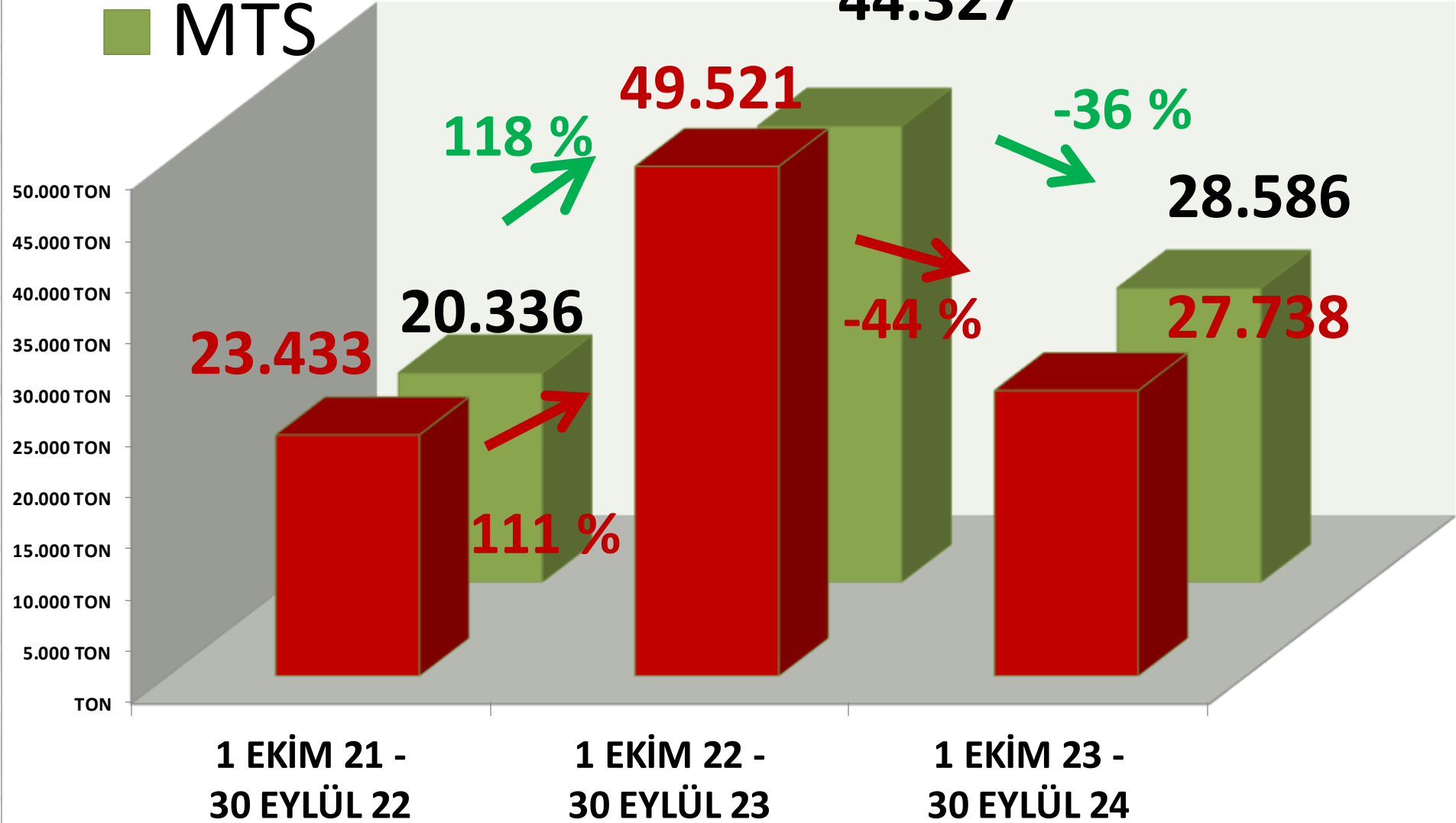




■ TTS

# YILLIK ARPA İŞLEM MİKTARI (TON)

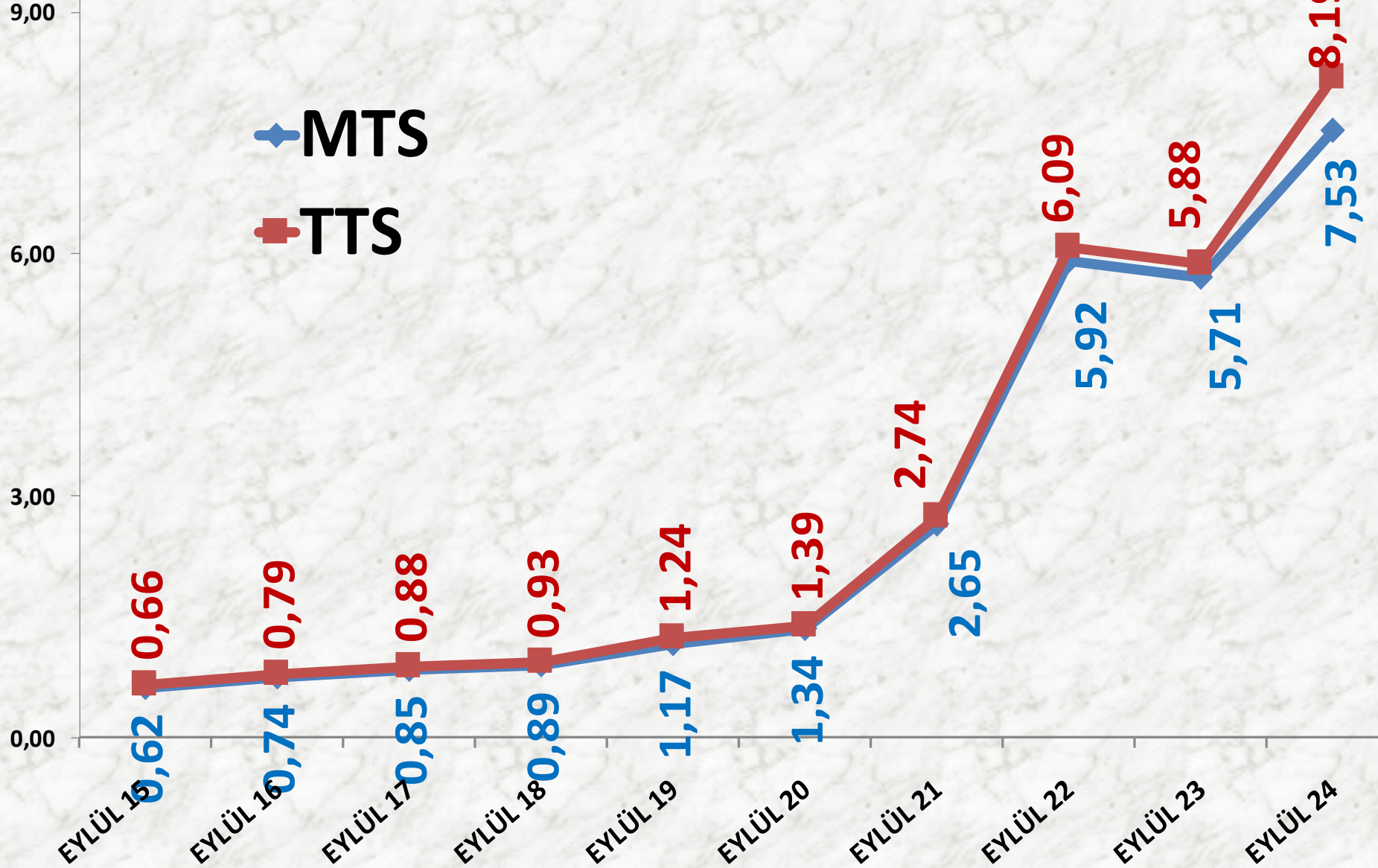
■ MTS



# EYLÜL AYLARI ARPA FİYAT TRENDİ (TL)

◆ MTS

■ TTS



# BUĞDAY

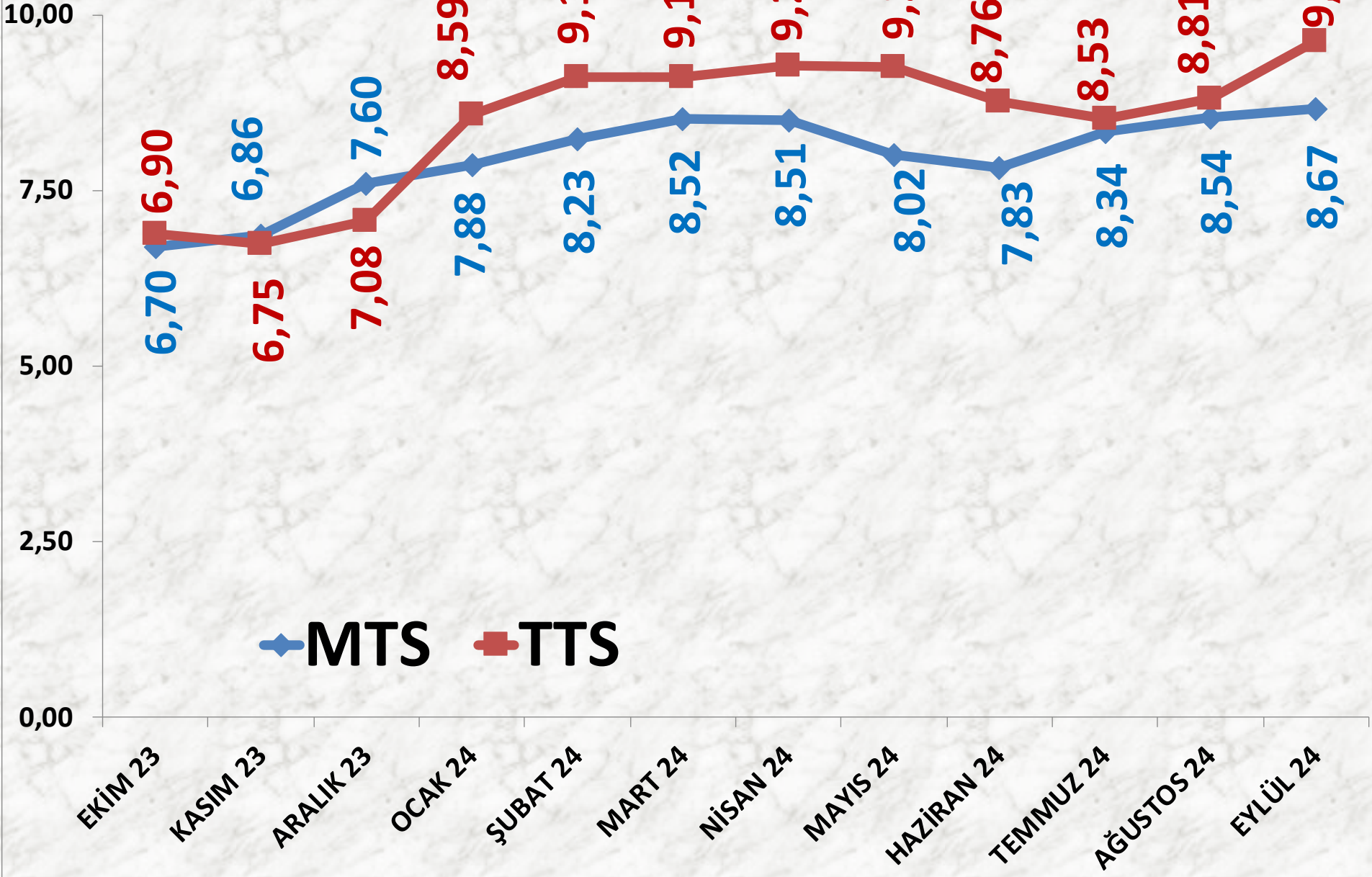
İŞLEM MİKTARI TON	2022 EYLÜL	2023 EYLÜL		2024 EYLÜL	
MTS	3.011 TON	472%	17.235 TON	-56%	7.562 TON
TTS	2.362 TON	150%	5.909 TON	-42%	3.432 TON

EN AZ FİYAT	2022 EYLÜL	2023 EYLÜL		2024 EYLÜL	
MTS	5,75 TL	-13%	5,00 TL	40%	7,00 TL
TTS	6,00 TL	-8%	5,50 TL	40%	7,70 TL

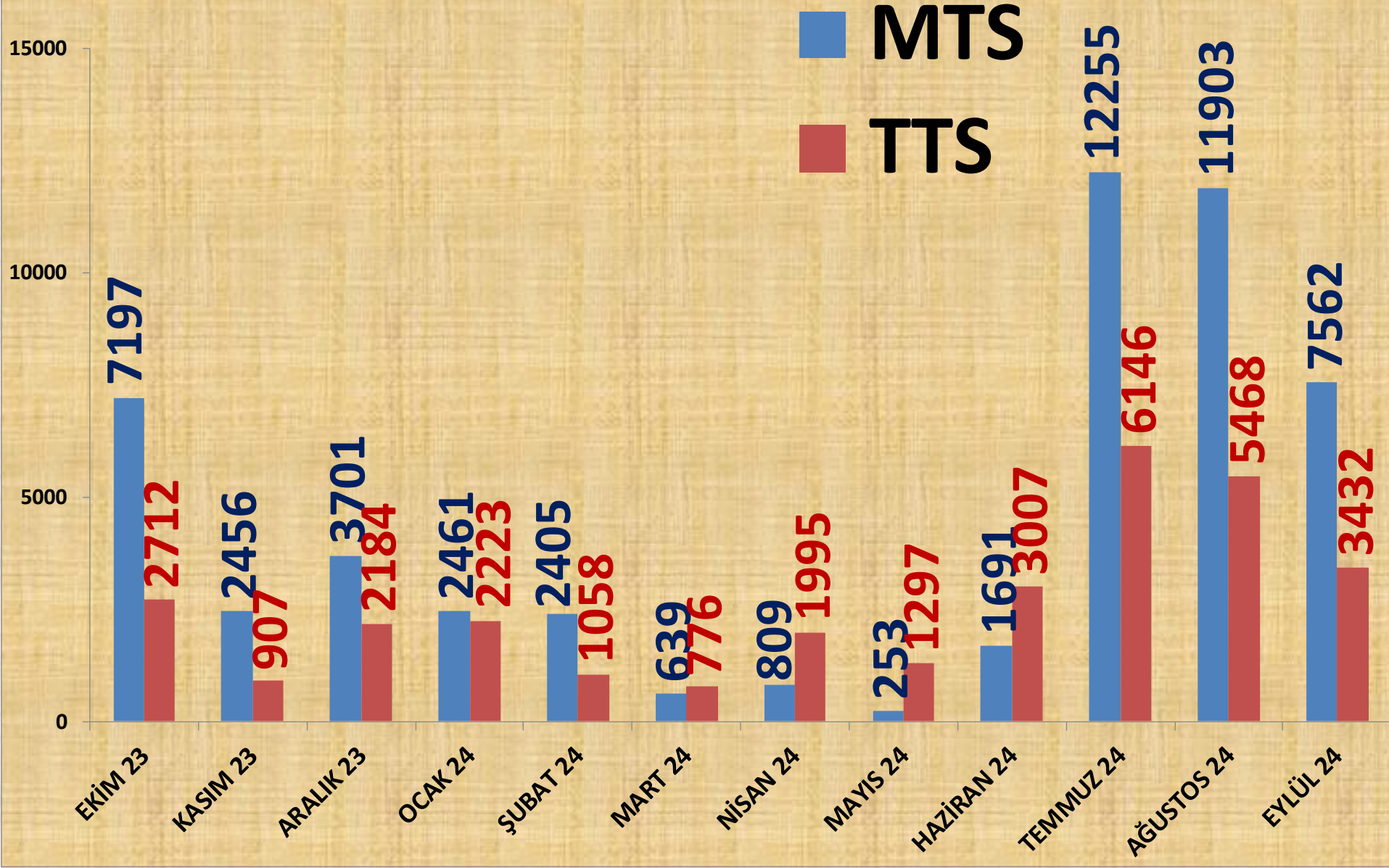
EN ÇOK FİYAT	2022 EYLÜL	2023 EYLÜL		2024 EYLÜL	
MTS	8,11 TL	-4%	7,75 TL	39%	10,78 TL
TTS	7,82 TL	13%	8,80 TL	22%	10,70 TL

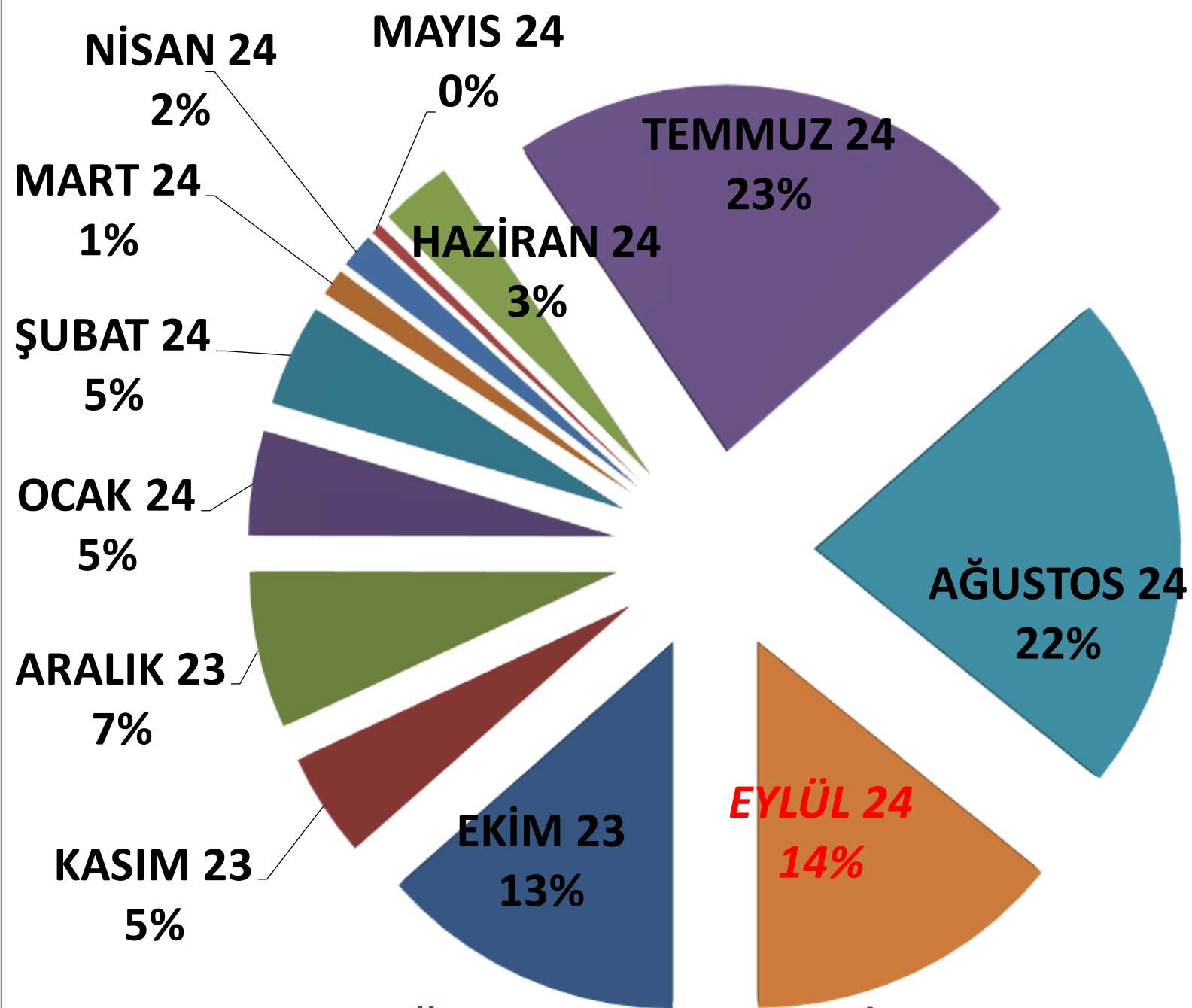
ORTALAMA FİYAT	2022 EYLÜL	2023 EYLÜL		2024 EYLÜL	
MTS	6,81 TL	-6%	6,39 TL	36%	8,67 TL
TTS	7,23 TL	-10%	6,49 TL	49%	9,64 TL

# AYLIK BUĞDAY FİYAT TRENDİ (TL)



# AYLIK BUĞDAY İŞLEM MİKTARI (TON)



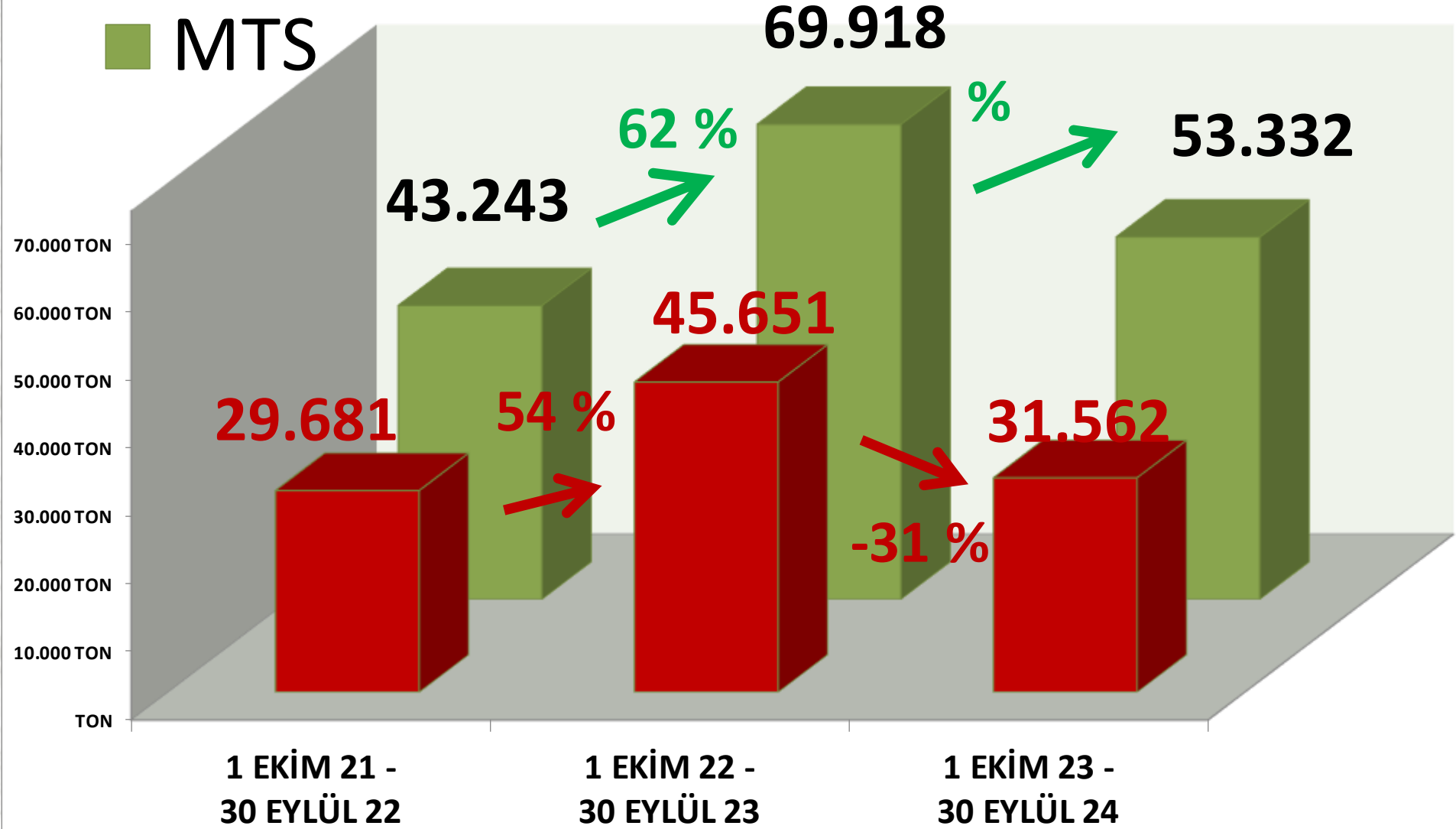


**AYLIK BUĞDAY MTS İŞLEM MİKTARI ORANLARI**

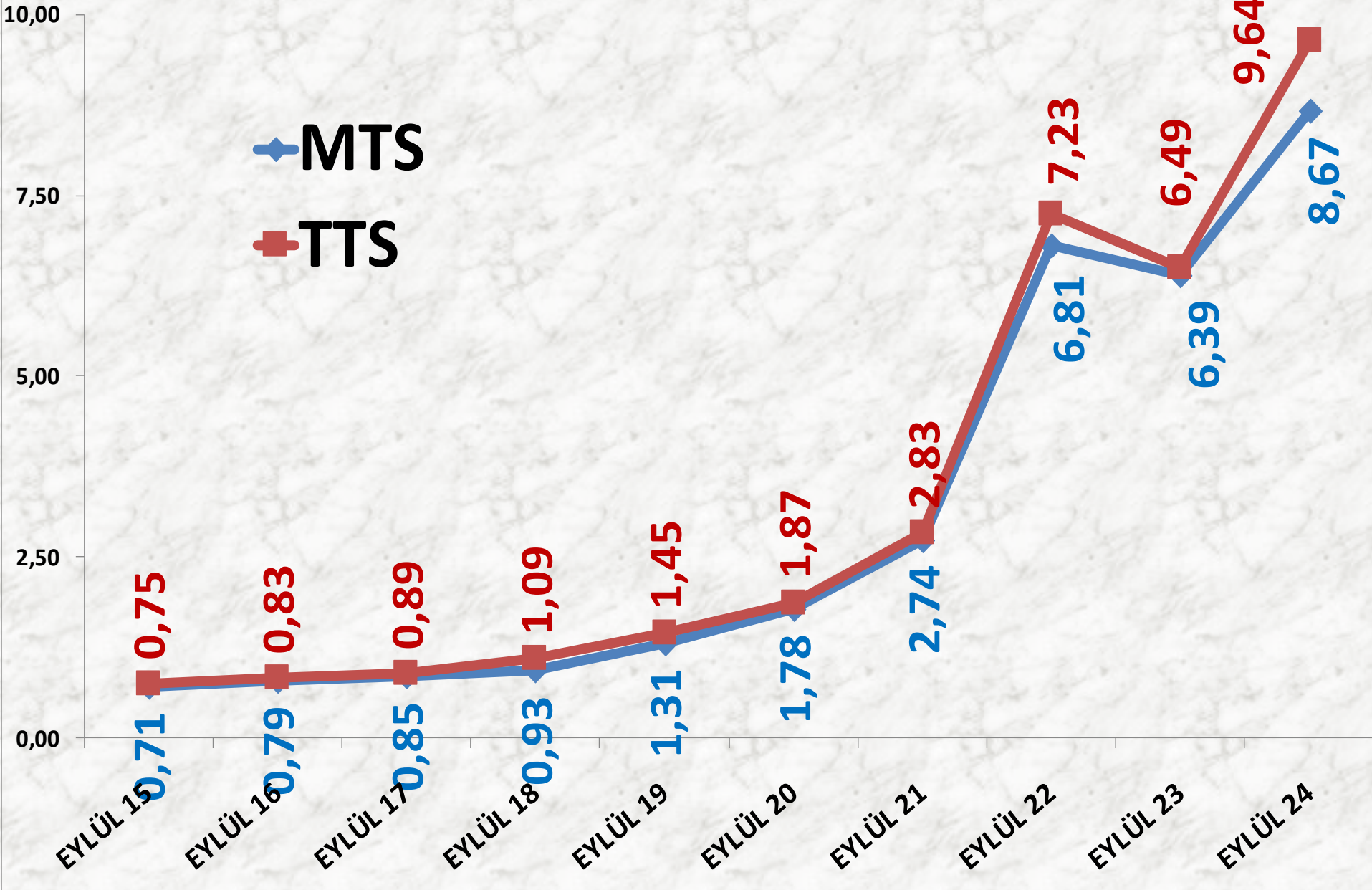
■ TTS

# YILLIK BUĞDAY İŞLEM MİKTARI (TON)

■ MTS



# EYLÜL AYLARI BUĞDAY FİYAT TRENDİ (TL)



# MISIR DANE

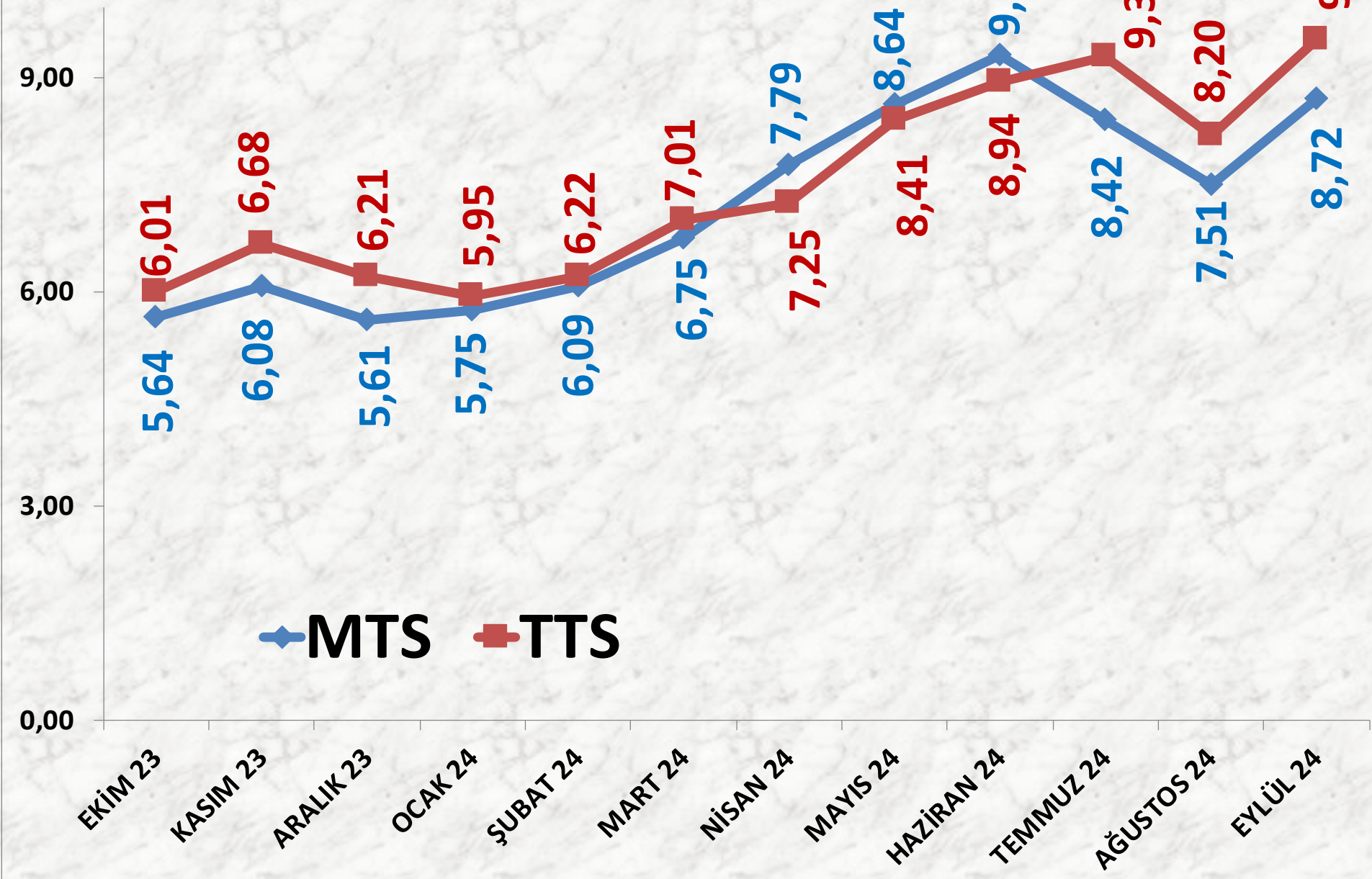
<b>İŞLEM MİKTARI TON</b>	<b>2022 EYLÜL</b>	<b>2023 EYLÜL</b>		<b>2024 EYLÜL</b>	
MTS	12 TON	3466%	410 TON	83%	751 TON
TTS	24 TON	10646%	2.618 TON	-30%	1.825 TON

<b>EN AZ FİYAT</b>	<b>2022 EYLÜL</b>	<b>2023 EYLÜL</b>		<b>2024 EYLÜL</b>	
MTS	5,56 TL	3%	5,74 TL	37%	7,88 TL
TTS	5,50 TL	9%	6,00 TL	40%	8,37 TL

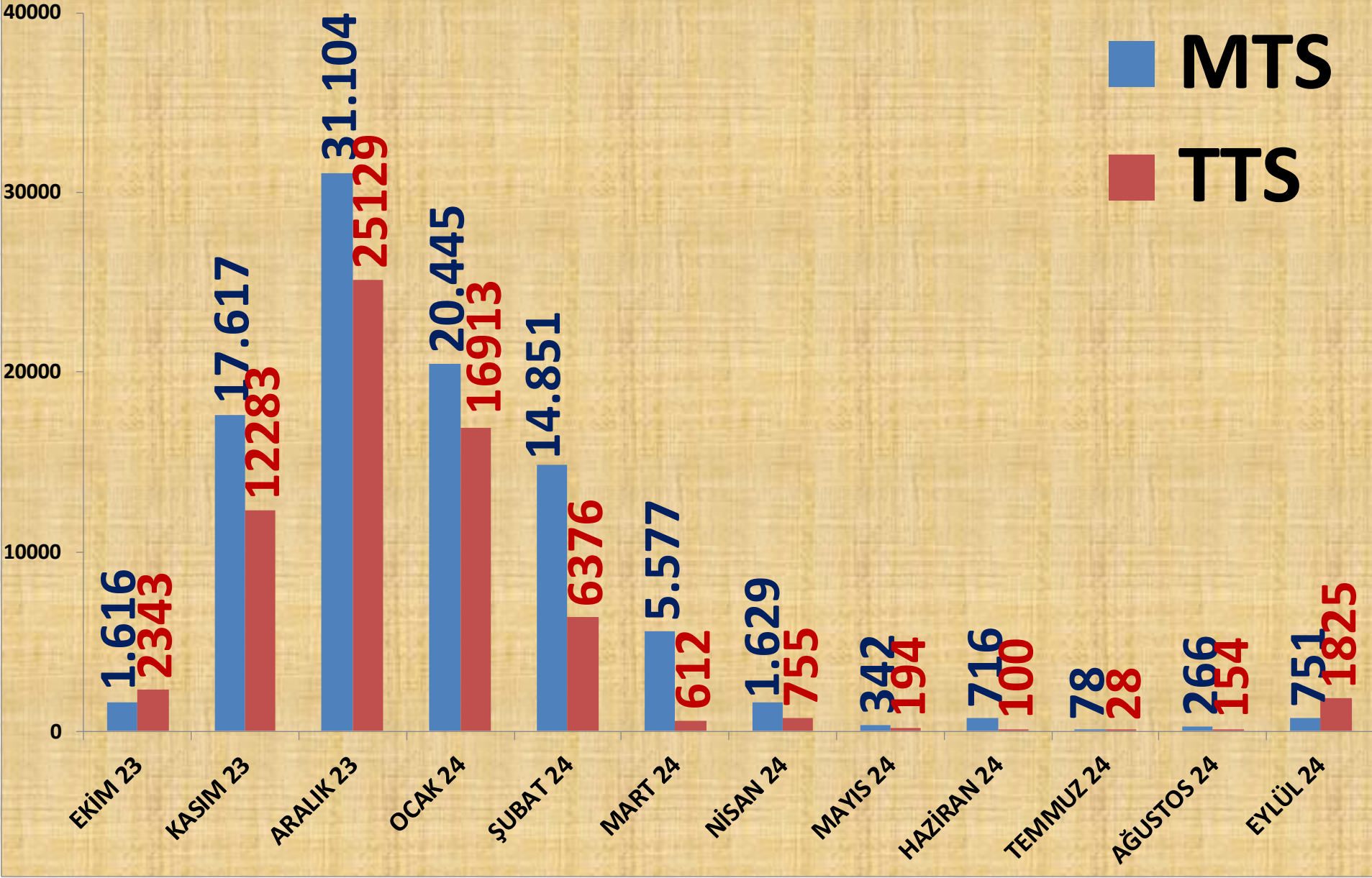
<b>EN ÇOK FİYAT</b>	<b>2022 EYLÜL</b>	<b>2023 EYLÜL</b>		<b>2024 EYLÜL</b>	
MTS	5,56 TL	12%	6,22 TL	81%	11,24 TL
TTS	5,50 TL	16%	6,40 TL	58%	10,10 TL

<b>ORTALAMA FİYAT</b>	<b>2022 EYLÜL</b>	<b>2023 EYLÜL</b>		<b>2024 EYLÜL</b>	
MTS	5,56 TL	4%	5,81 TL	50%	8,72 TL
TTS	5,50 TL	12%	6,16 TL	55%	9,53 TL

# AYLIK MISIR DANE FİYAT TRENDİ (TL)



# AYLIK MISIR DANE İŞLEM MİKTARI (TON)



TEMMUZ 24

0%

MART 24

6%

NİSAN 24

2%

HAZİRAN 24

1%

MAYIS 24

0%

AĞUSTOS 24

0%

EKİM 23

2%

ŞUBAT 24

16%

KASIM 23

18%

EYLÜL 24

0,8%

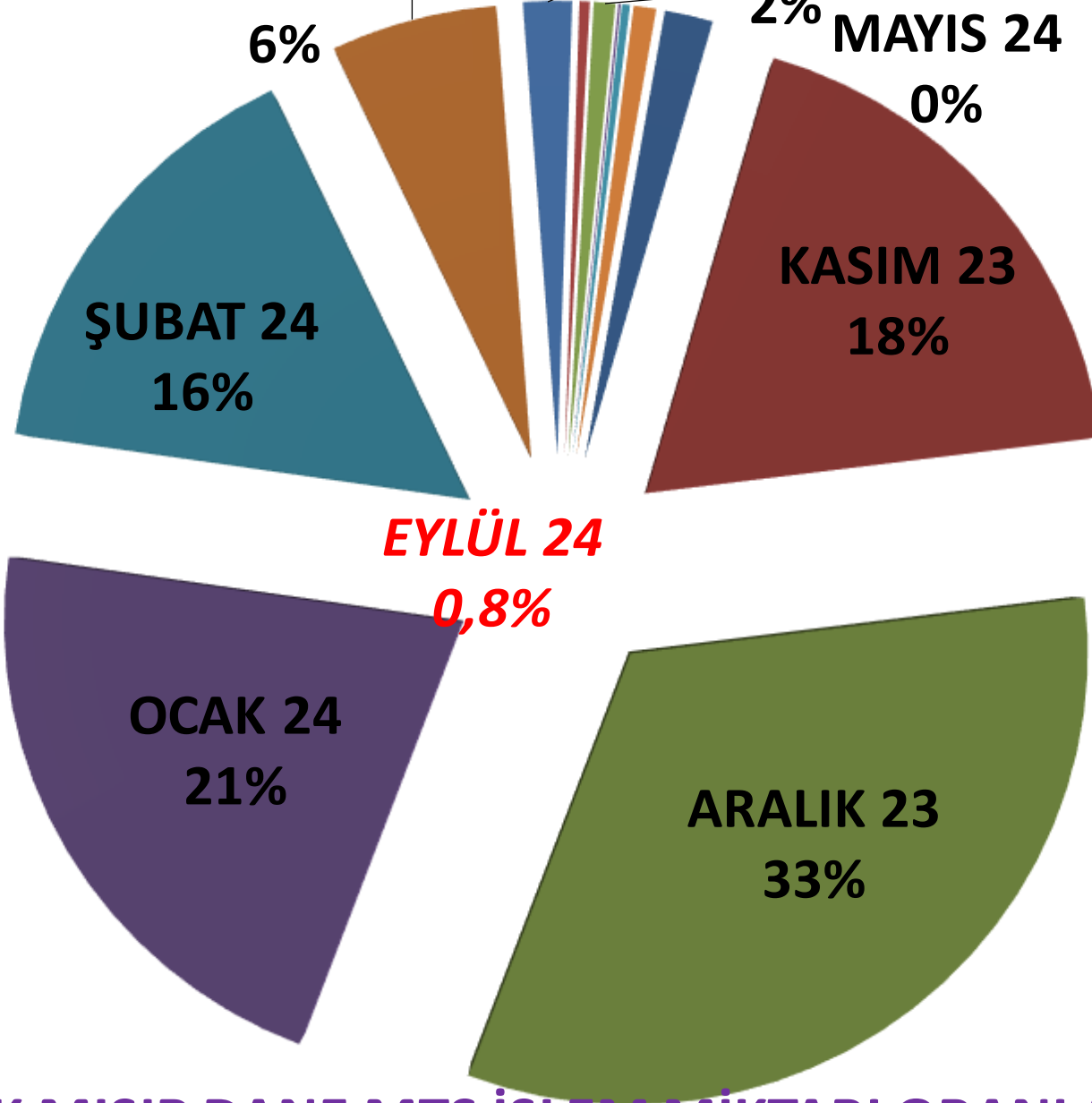
OCAK 24

21%

ARALIK 23

33%

AYLIK MISIR DANE MTS İŞLEM MİKTARI ORANLARI



# MISIR ÇEREZLİK

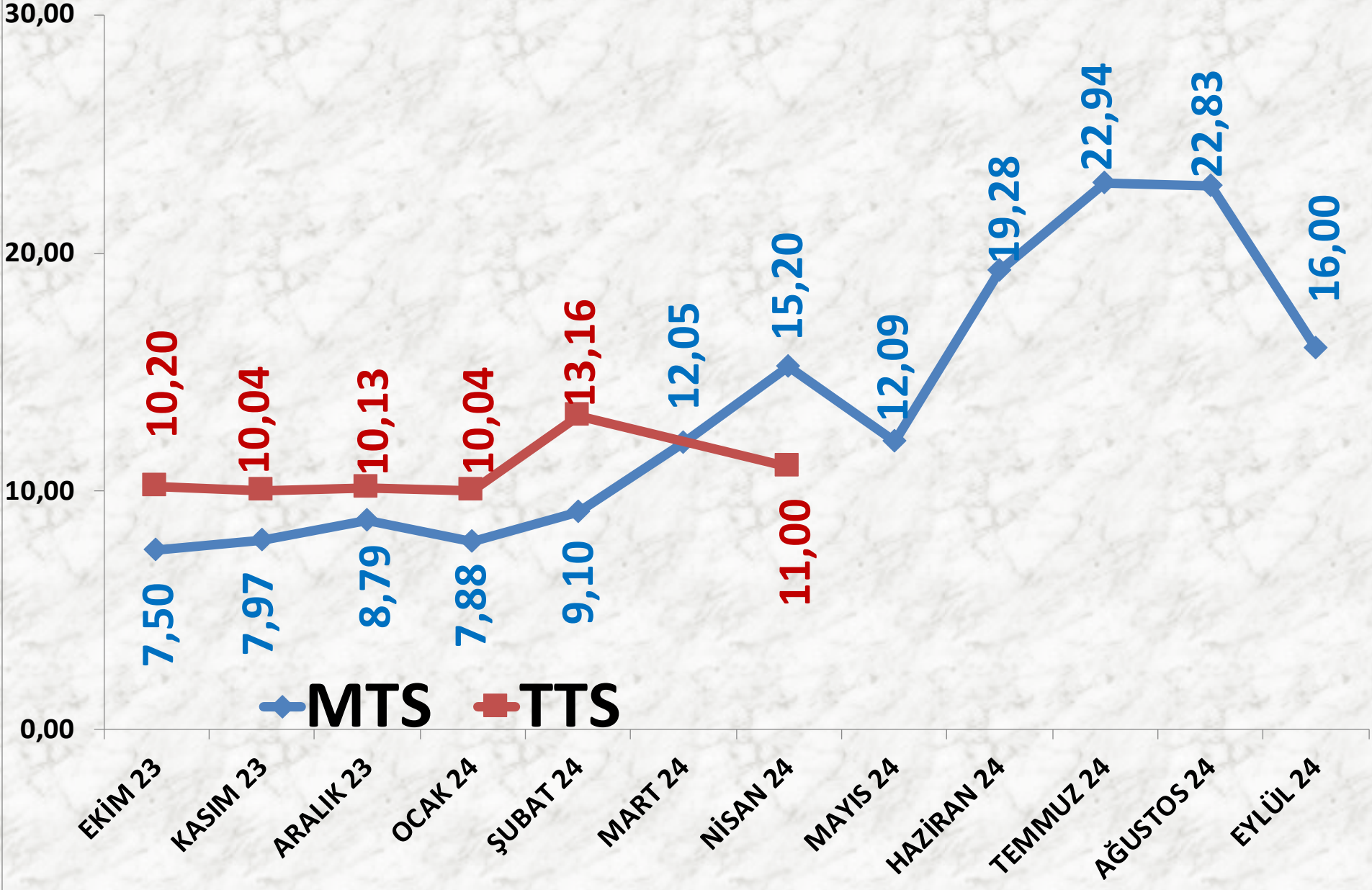
<b>İŞLEM MİKTARI TON</b>	<b>2022 EYLÜL</b>	<b>2023 EYLÜL</b>		<b>2024 EYLÜL</b>	
MTS	0	-	97 TON	-53%	46 TON
TTS	0	-	-	-	0

<b>EN AZ FİYAT</b>	<b>2022 EYLÜL</b>	<b>2023 EYLÜL</b>		<b>2024 EYLÜL</b>	
MTS	-	-	15,00 TL	7%	16,00 TL
TTS	-	-	-	-	-

<b>EN ÇOK FİYAT</b>	<b>2022 EYLÜL</b>	<b>2023 EYLÜL</b>		<b>2024 EYLÜL</b>	
MTS	-	-	15,00 TL	7%	16,00 TL
TTS	-	-	-	-	-

<b>ORTALAMA FİYAT</b>	<b>2022 EYLÜL</b>	<b>2023 EYLÜL</b>		<b>2024 EYLÜL</b>	
MTS	-	-	15,00 TL	7%	16,00 TL
TTS	-	-	-	-	-

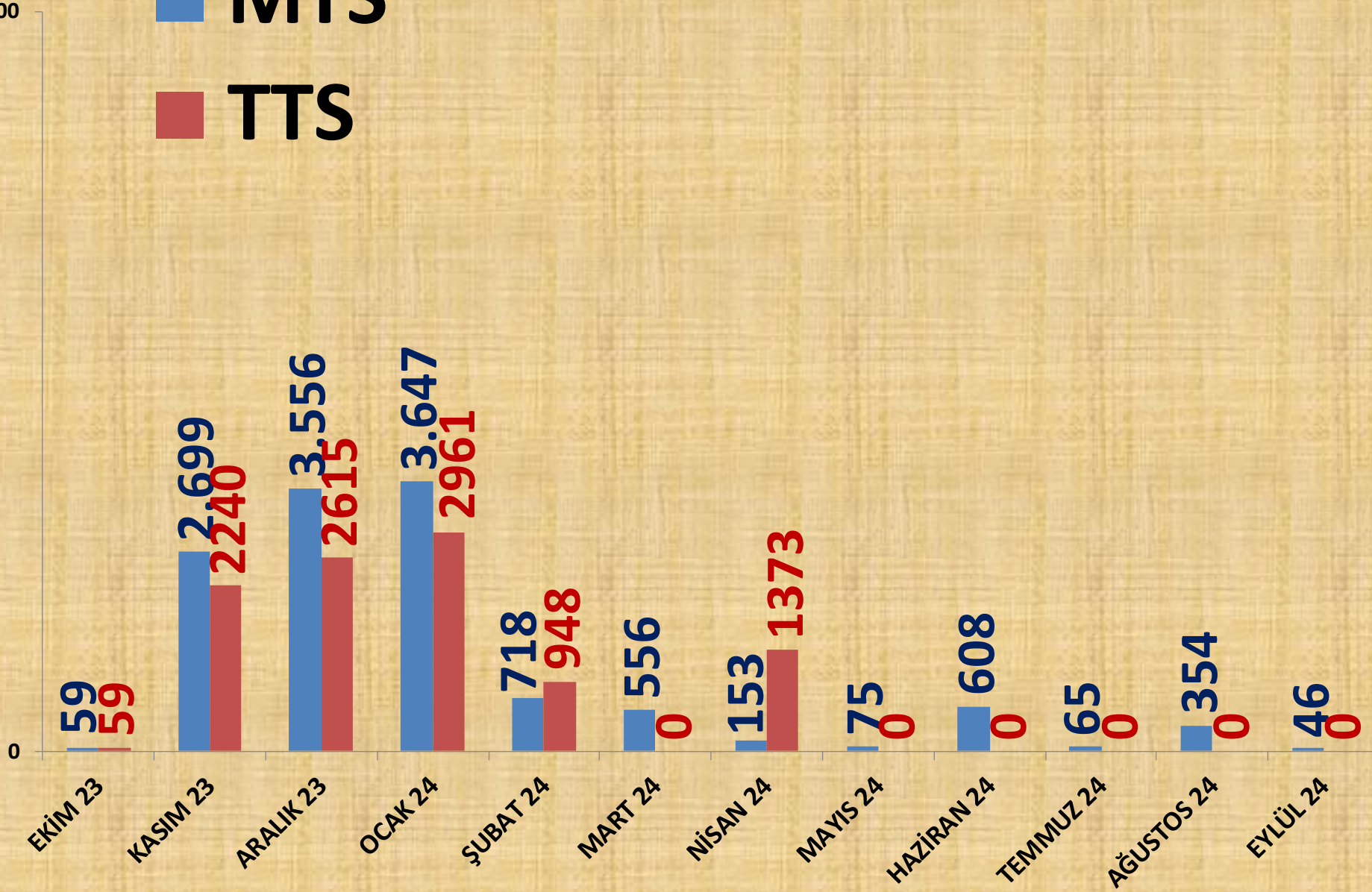
# AYLIK MISIR ÇEREZLİK FİYAT TRENDİ (TL)

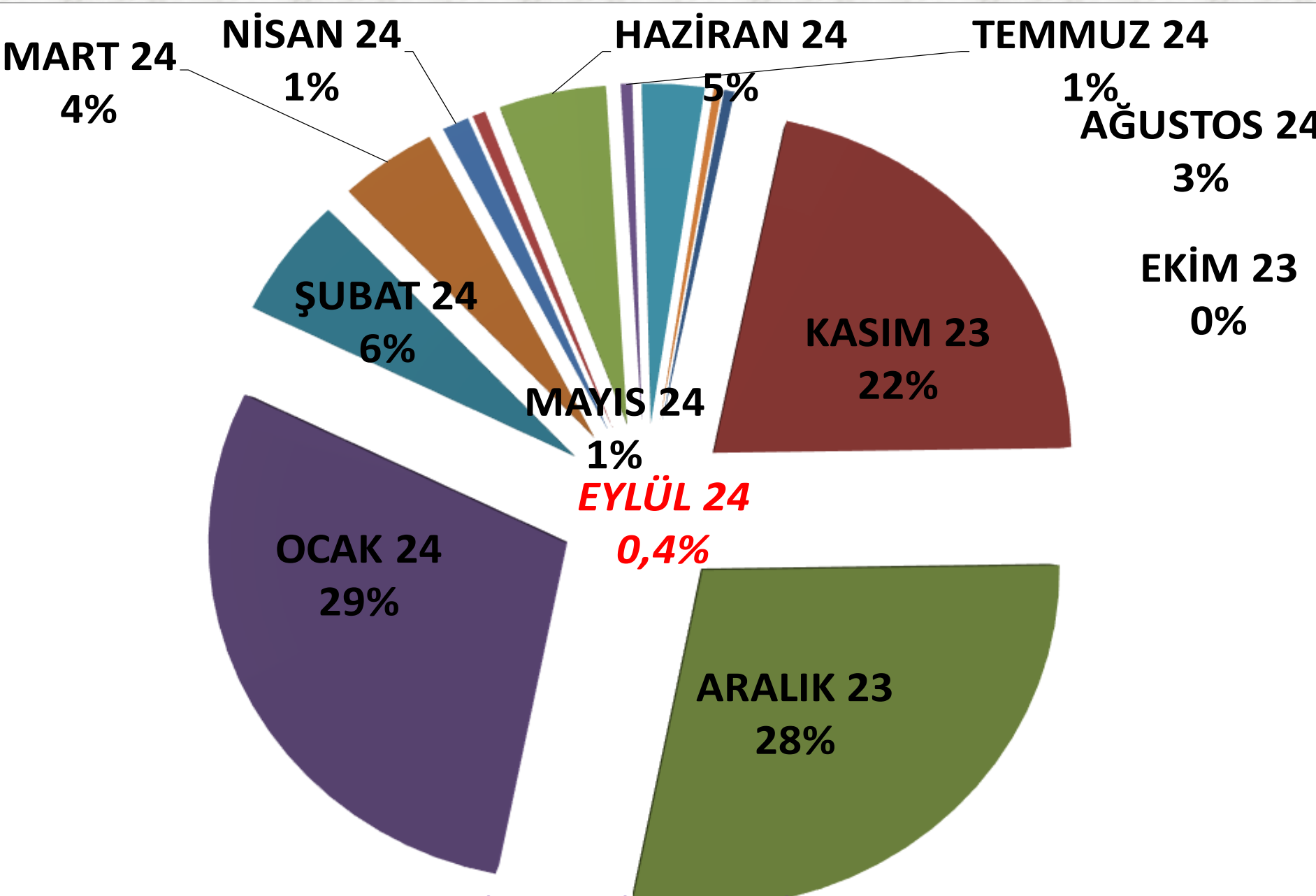


# AYLIK MISIR ÇEREZLİK İŞLEM MİKTARI (TON)

■ MTS

■ TTS





AYLIK MISIR ÇEREZLİK MTS İŞLEM MİKTARI ORANLARI

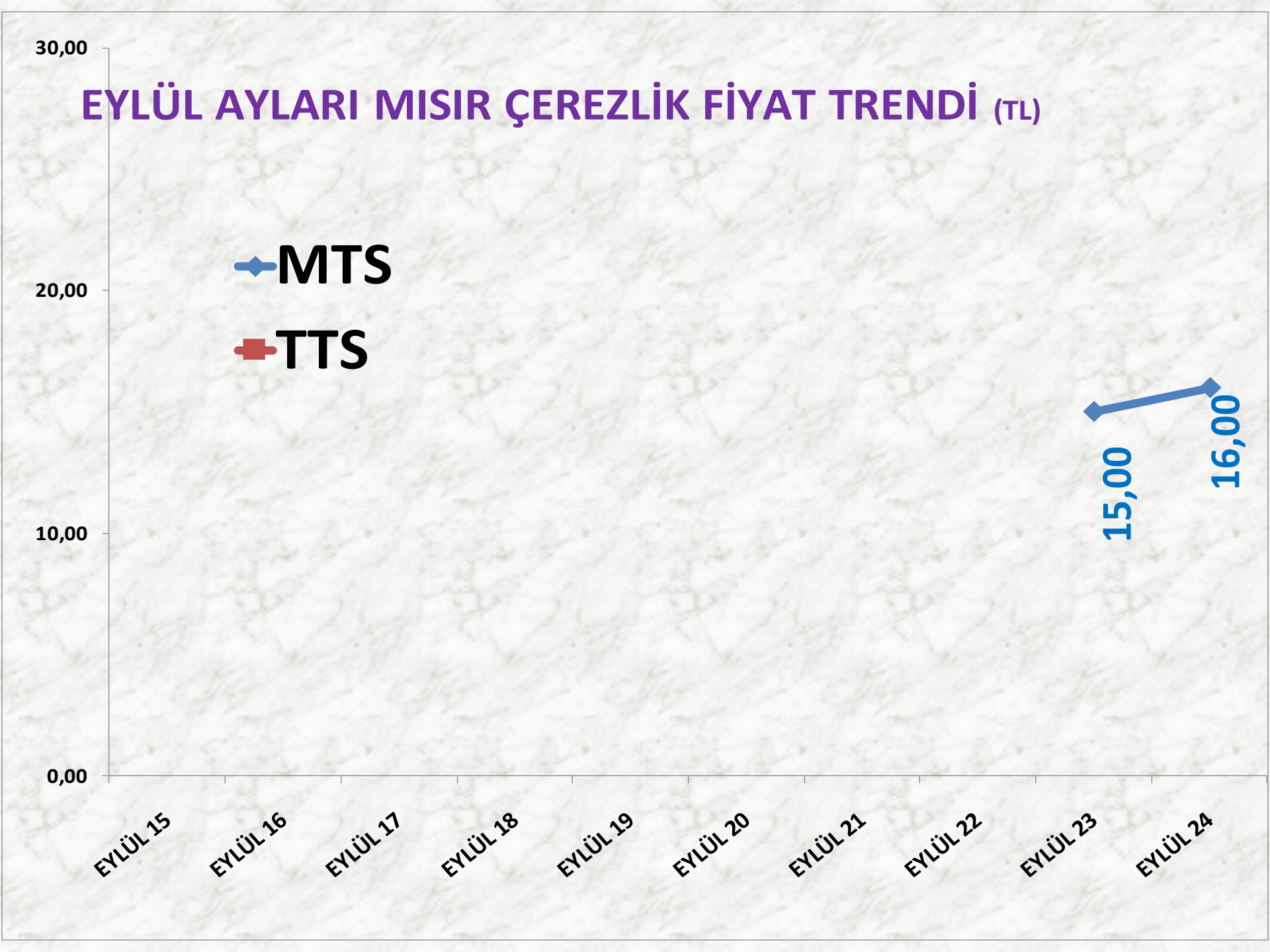
# EYLÜL AYLARI MISIR ÇEREZLİK FİYAT TRENDİ (TL)

◆ MTS  
◆ TTS

30,00  
20,00  
10,00  
0,00

EYLÜL 15 EYLÜL 16 EYLÜL 17 EYLÜL 18 EYLÜL 19 EYLÜL 20 EYLÜL 21 EYLÜL 22 EYLÜL 23 EYLÜL 24

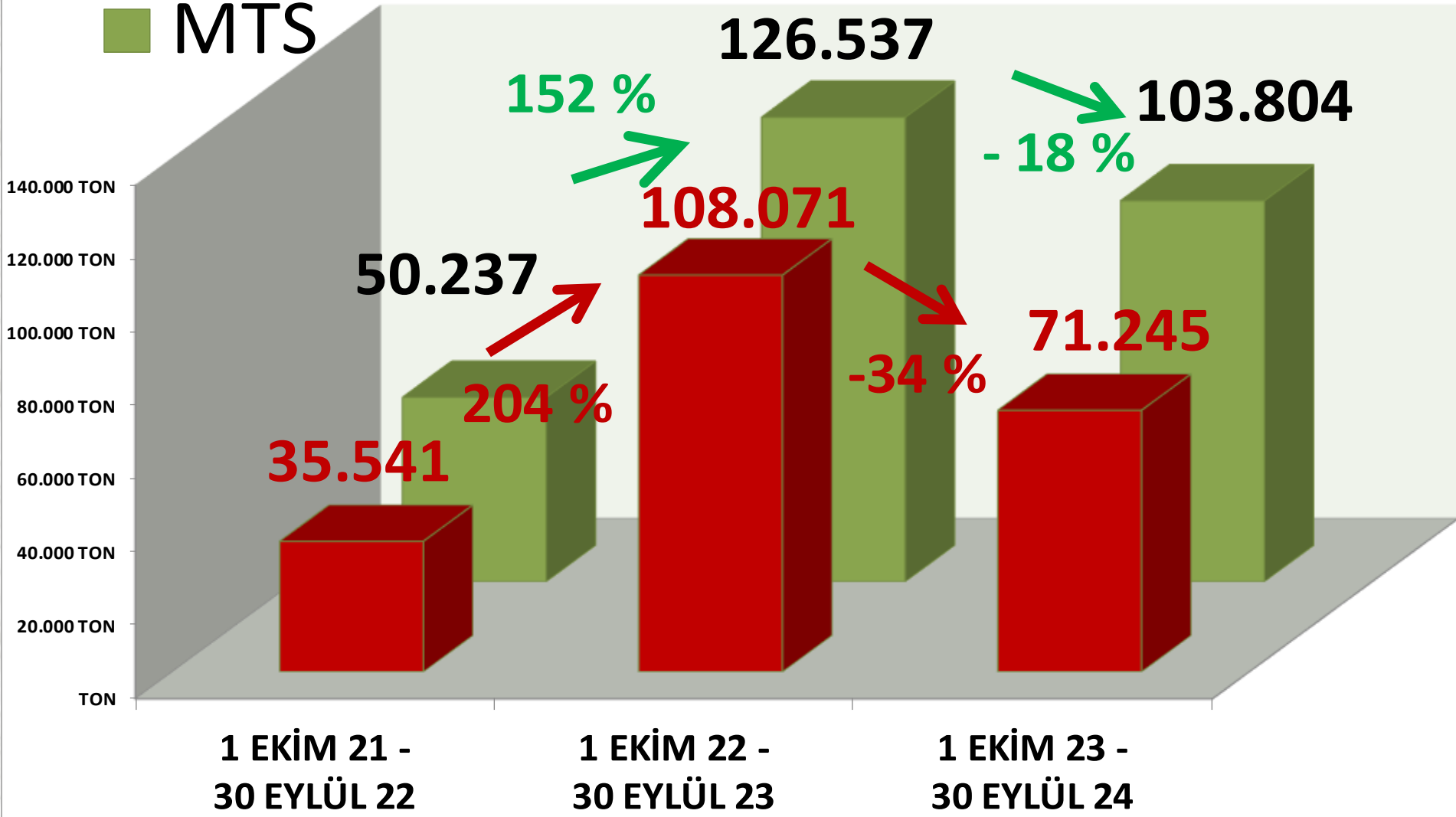
15,00  
16,00



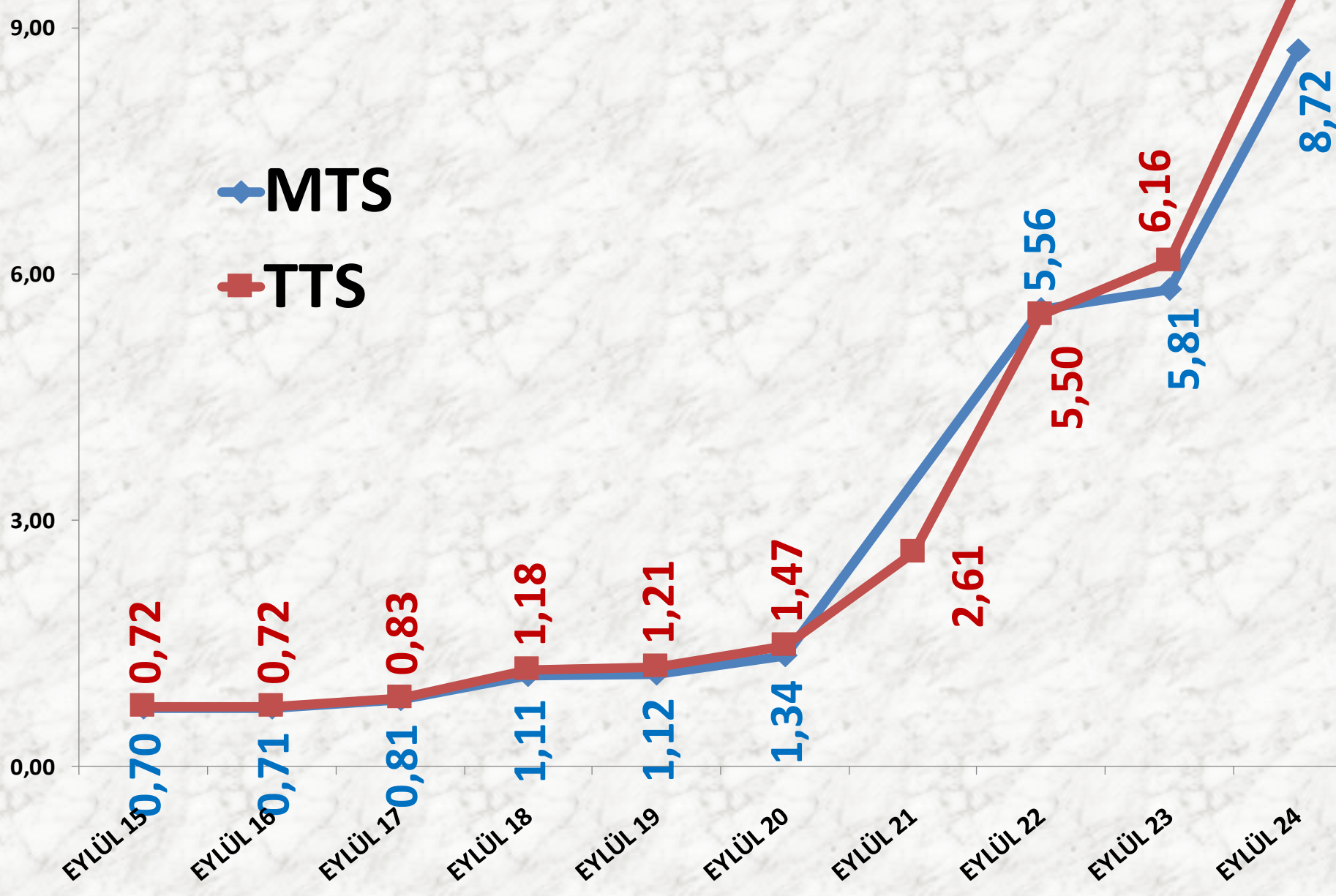
■ TTS

# YILLIK MISIR DANE İŞLEM MİKTARI (TON)

■ MTS



# EYLÜL AYLARI MISIR DANE FİYAT TRENDİ (TL)



# NOHUT

<b>İŞLEM MİKTARI TON</b>	<b>2022 EYLÜL</b>	<b>2023 EYLÜL</b>		<b>2024 EYLÜL</b>	
MTS	775 TON	-17%	641 TON	-14%	550 TON
TTS	3 TON	5566%	190 TON	-95%	10 TON

<b>EN AZ FİYAT</b>	<b>2022 EYLÜL</b>	<b>2023 EYLÜL</b>		<b>2024 EYLÜL</b>	
MTS	14,29 TL	79%	25,51 TL	33%	33,87 TL
TTS	18,25 TL	42%	26,00 TL	-38%	16,00 TL

<b>EN ÇOK FİYAT</b>	<b>2022 EYLÜL</b>	<b>2023 EYLÜL</b>		<b>2024 EYLÜL</b>	
MTS	25,00 TL	119%	54,75 TL	28%	70,00 TL
TTS	18,25 TL	141%	44,00 TL	48%	65,00 TL

<b>ORTALAMA FİYAT</b>	<b>2022 EYLÜL</b>	<b>2023 EYLÜL</b>		<b>2024 EYLÜL</b>	
MTS	19,19 TL	82%	34,87 TL	21%	42,07 TL
TTS	17,95 TL	86%	33,47 TL	-51%	16,24 TL

# NOHUT DOĞAL

<b>İŞLEM MİKTARI TON</b>	<b>2022 EYLÜL</b>	<b>2023 EYLÜL</b>		<b>2024 EYLÜL</b>	
MTS	303 TON	-81%	57 TON	610%	408 TON
TTS	0	-	83 TON	-	0

<b>EN AZ FİYAT</b>	<b>2022 EYLÜL</b>	<b>2023 EYLÜL</b>		<b>2024 EYLÜL</b>	
MTS	14,29 TL	79%	25,51 TL	33%	33,87 TL
TTS	-	-	26,00 TL	-	-

<b>EN ÇOK FİYAT</b>	<b>2022 EYLÜL</b>	<b>2023 EYLÜL</b>		<b>2024 EYLÜL</b>	
MTS	17,04 TL	64%	28,00 TL	78%	49,87 TL
TTS	-	-	26,00 TL	-	-

<b>ORTALAMA FİYAT</b>	<b>2022 EYLÜL</b>	<b>2023 EYLÜL</b>		<b>2024 EYLÜL</b>	
MTS	16,77 TL	61%	27,02 TL	35%	36,51 TL
TTS	-	-	26,00 TL	-	-

# NOHUT - ELENMİŞ

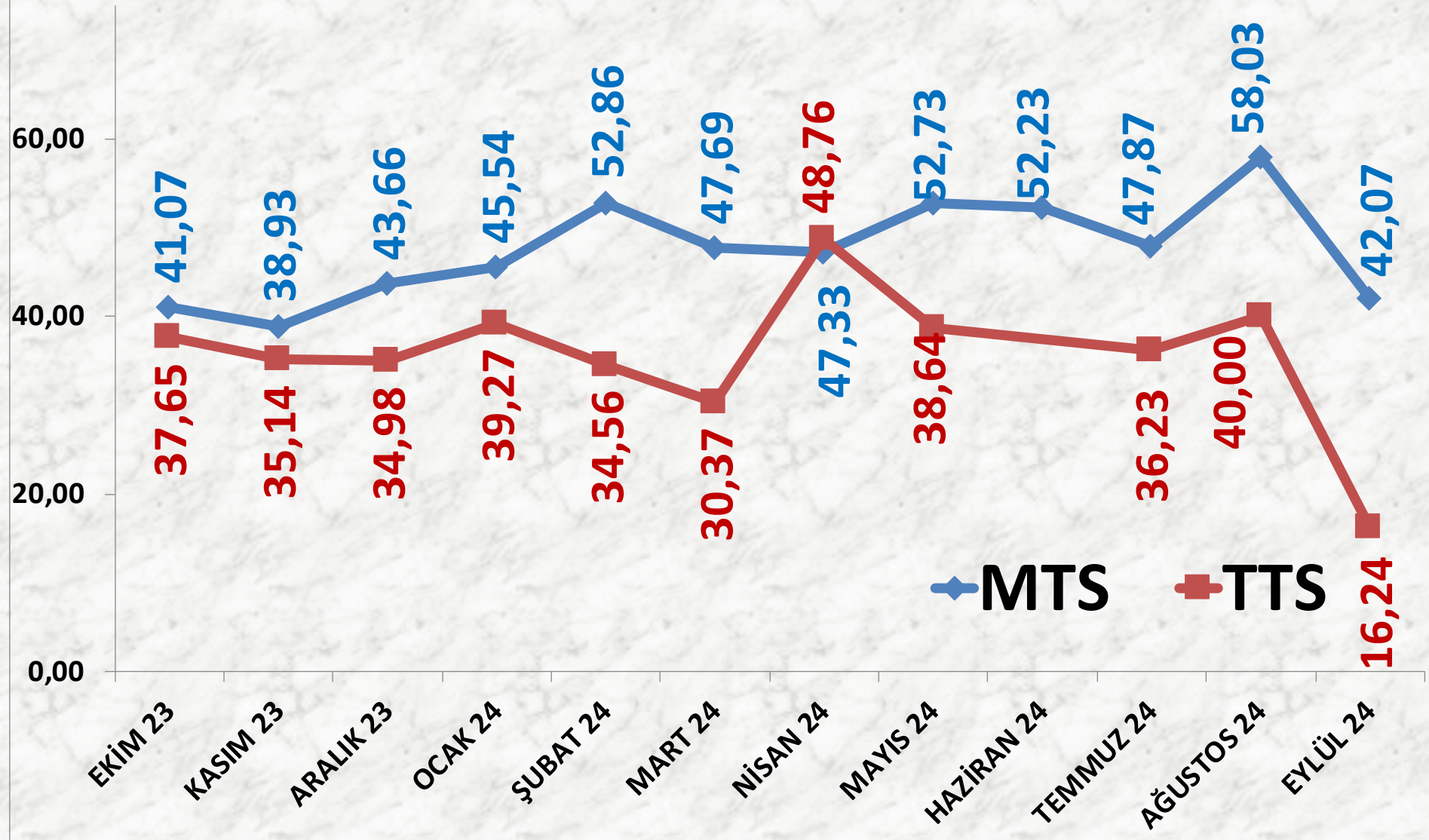
<b>İŞLEM MİKTARI TON</b>	<b>2022 EYLÜL</b>	<b>2023 EYLÜL</b>		<b>2024 EYLÜL</b>	
MTS	472 TON	17%	554 TON	-74%	142 TON
TTS	2 TON	5515%	107 TON	-100%	1 TON

<b>EN AZ FİYAT</b>	<b>2022 EYLÜL</b>	<b>2023 EYLÜL</b>		<b>2024 EYLÜL</b>	
MTS	18,93 TL	65%	31,25 TL	62%	50,70 TL
TTS	18,25 TL	92%	35,00 TL	86%	65,00 TL

<b>EN ÇOK FİYAT</b>	<b>2022 EYLÜL</b>	<b>2023 EYLÜL</b>		<b>2024 EYLÜL</b>	
MTS	25,00 TL	119%	54,74 TL	28%	70,00 TL
TTS	18,25 TL	141%	44,00 TL	48%	65,00 TL

<b>ORTALAMA FİYAT</b>	<b>2022 EYLÜL</b>	<b>2023 EYLÜL</b>		<b>2024 EYLÜL</b>	
MTS	20,74 TL	74%	35,99 TL	61%	57,98 TL
TTS	18,25 TL	115%	39,22 TL	66%	65,00 TL

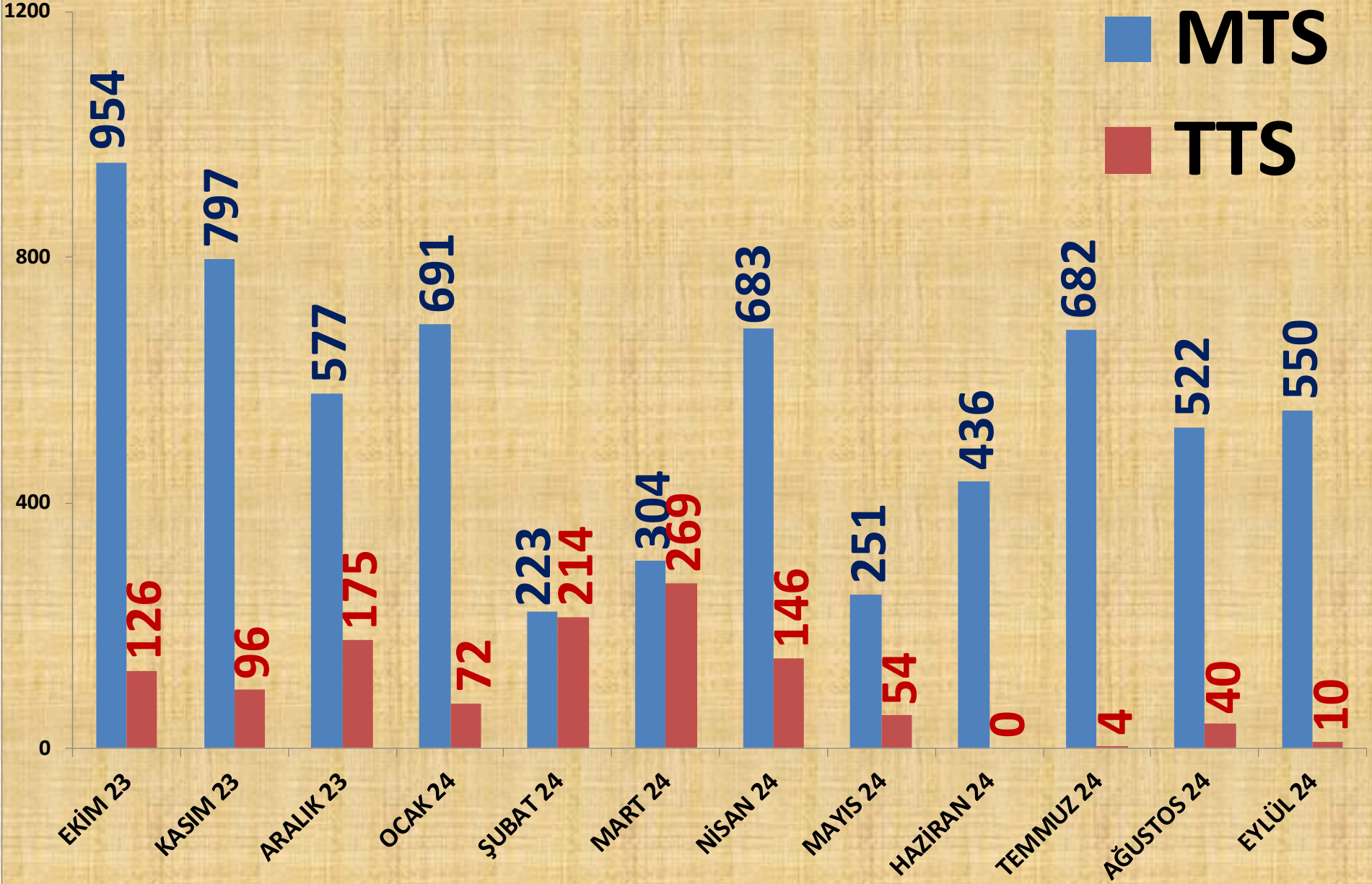
# AYLIK NOHUT FİYAT TRENDİ (TL)



# AYLIK NOHUT İŞLEM MİKTARI (TON)

■ MTS

■ TTS



**AĞUSTOS 24**

**EYLÜL 24**

8%

8%

**EKİM 23**

14%

**KASIM 23**

12%

**ARALIK 23**

9%

**OCAK 24**

10%

**ŞUBAT 24**

3%

**NİSAN 24**

10%

**MAYIS 24**

4%

**HAZİRAN 24**

7%

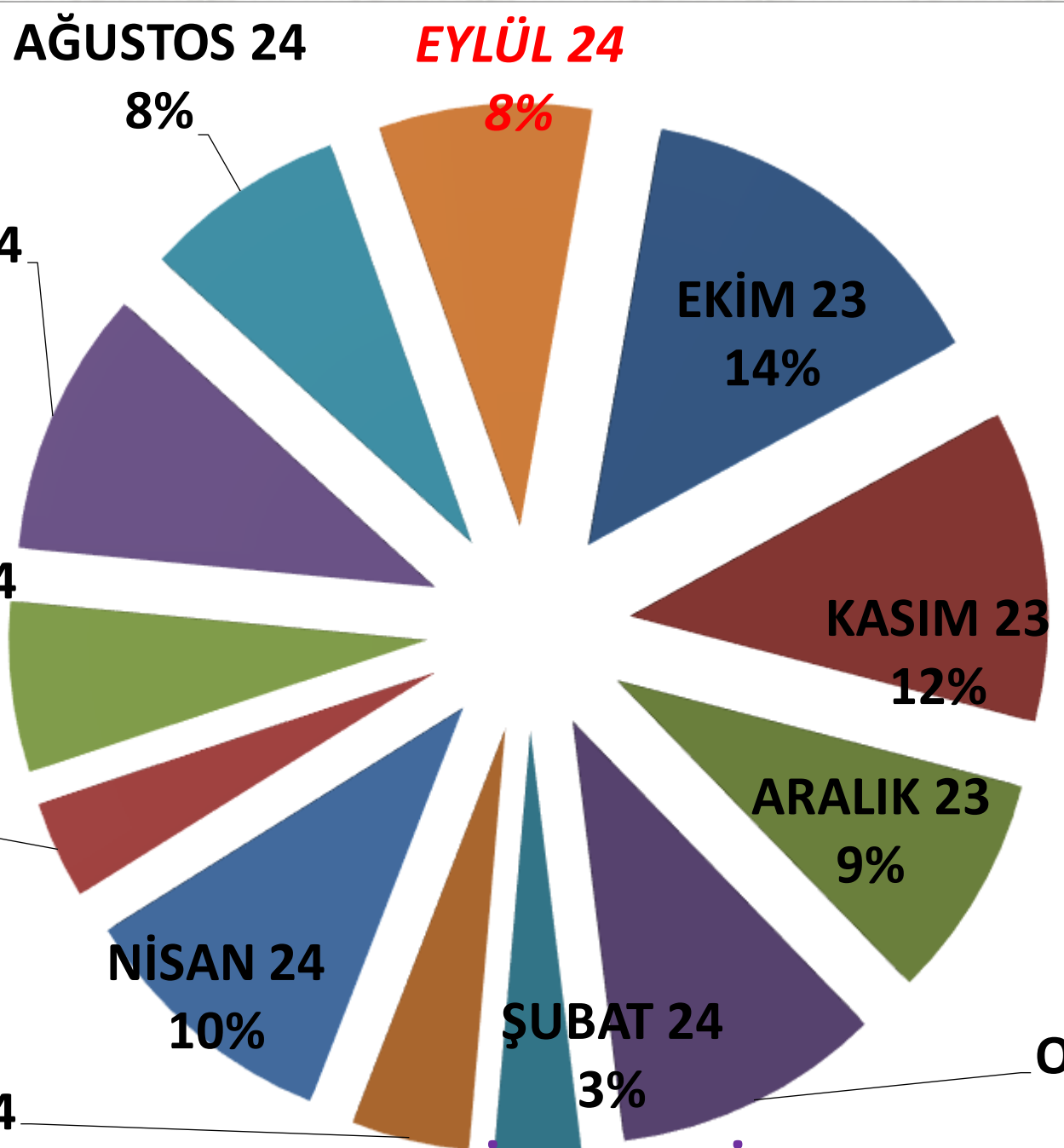
**TEMMUZ 24**

10%

**MART 24**

5%

**AYLIK NOHUT MTS İŞLEM MİKTARI ORANLARI**



■ TTS

# YILLIK NOHUT İŞLEM MİKTARI (TON)

■ MTS

7.000 TON  
6.000 TON  
5.000 TON  
4.000 TON  
3.000 TON  
2.000 TON  
1.000 TON  
TON

1 EKİM 21 -  
30 EYLÜL 22

1.093

4.529

-42 %

1 EKİM 22 -  
30 EYLÜL 23

629

9 %

4.920

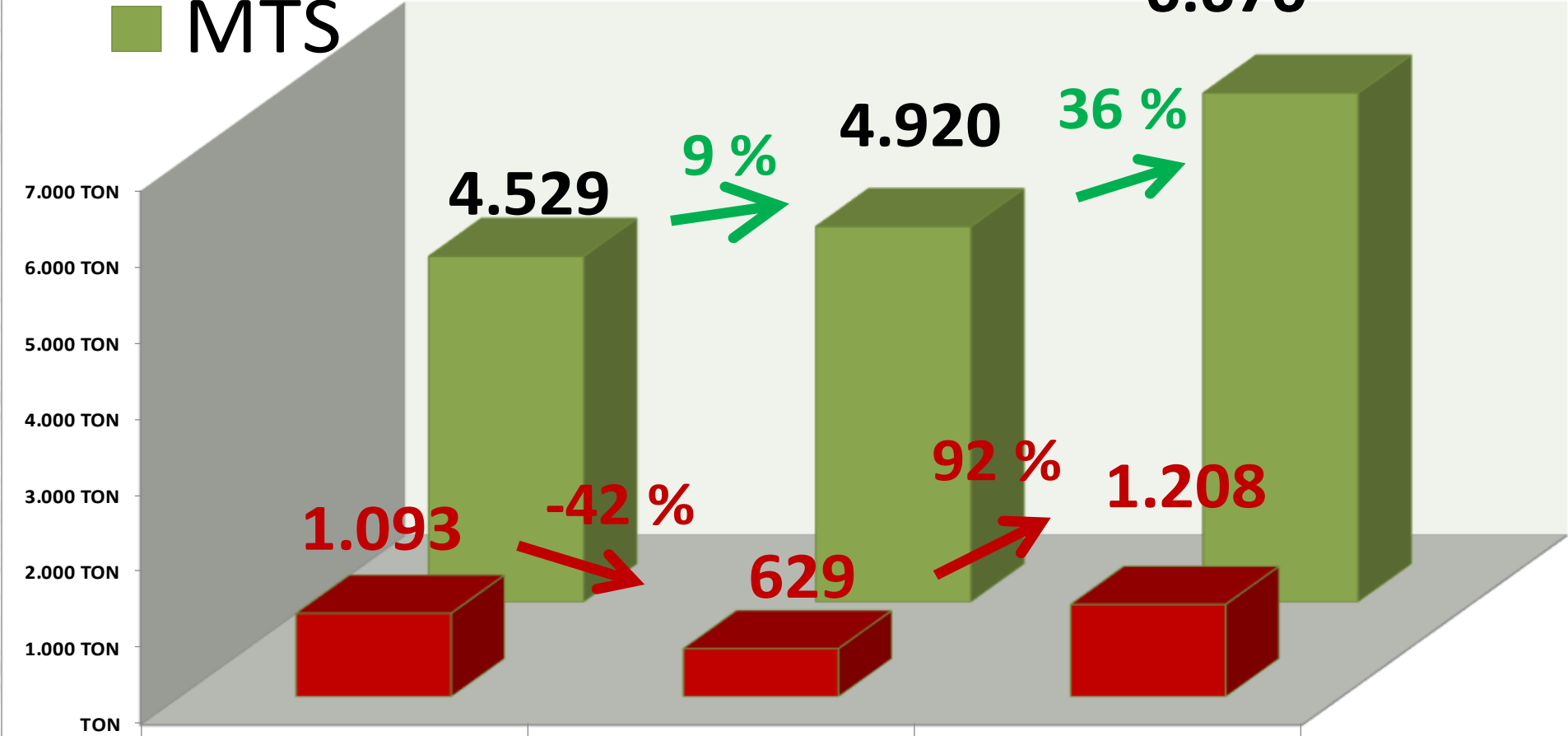
92 %

1 EKİM 23 -  
30 EYLÜL 24

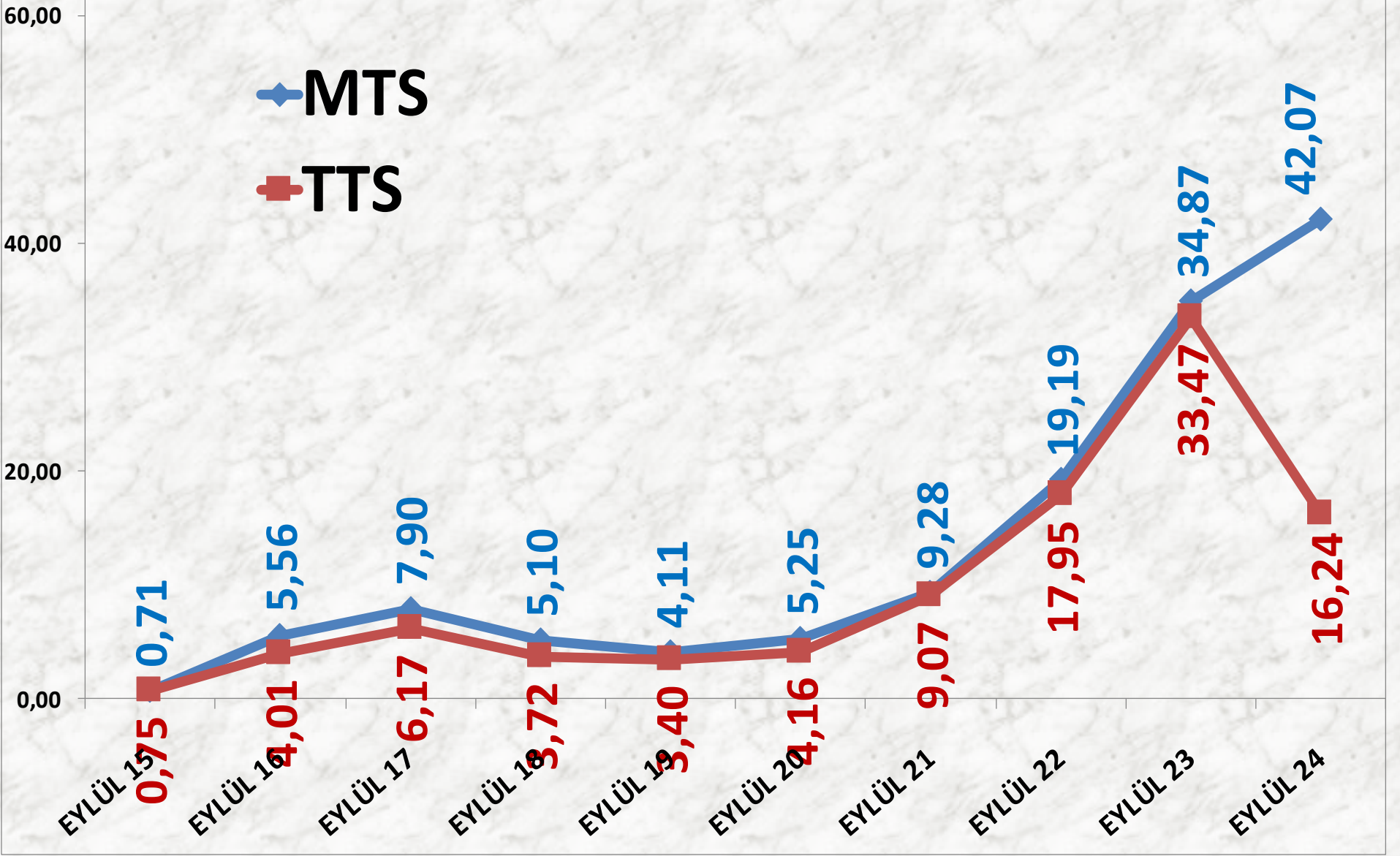
1.208

36 %

6.670



# EYLÜL AYLARI NOHUT FİYAT TRENDİ (TL)



# BEYAZ LEBLEBİ

## LEBLEBİ BEYAZ 8,50 mm

<b>İŞLEM MİKTARI TON</b>	<b>2022 EYLÜL</b>	<b>2023 EYLÜL</b>		<b>2024 EYLÜL</b>	
TTS	4 TON	-100%	0	-	0

## LEBLEBİ BEYAZ 9 mm

<b>İŞLEM MİKTARI TON</b>	<b>2022 EYLÜL</b>	<b>2023 EYLÜL</b>		<b>2024 EYLÜL</b>	
TTS	55 TON	-44%	31 TON	157%	79 TON

# BEYAZ LEBLEBİ

## LEBLEBİ BEYAZ 9 + 9,50 mm

İŞLEM MİKTARI TON	2022 EYLÜL	2023 EYLÜL		2024 EYLÜL	
TTS	42 TON	3%	43 TON	-41%	25 TON

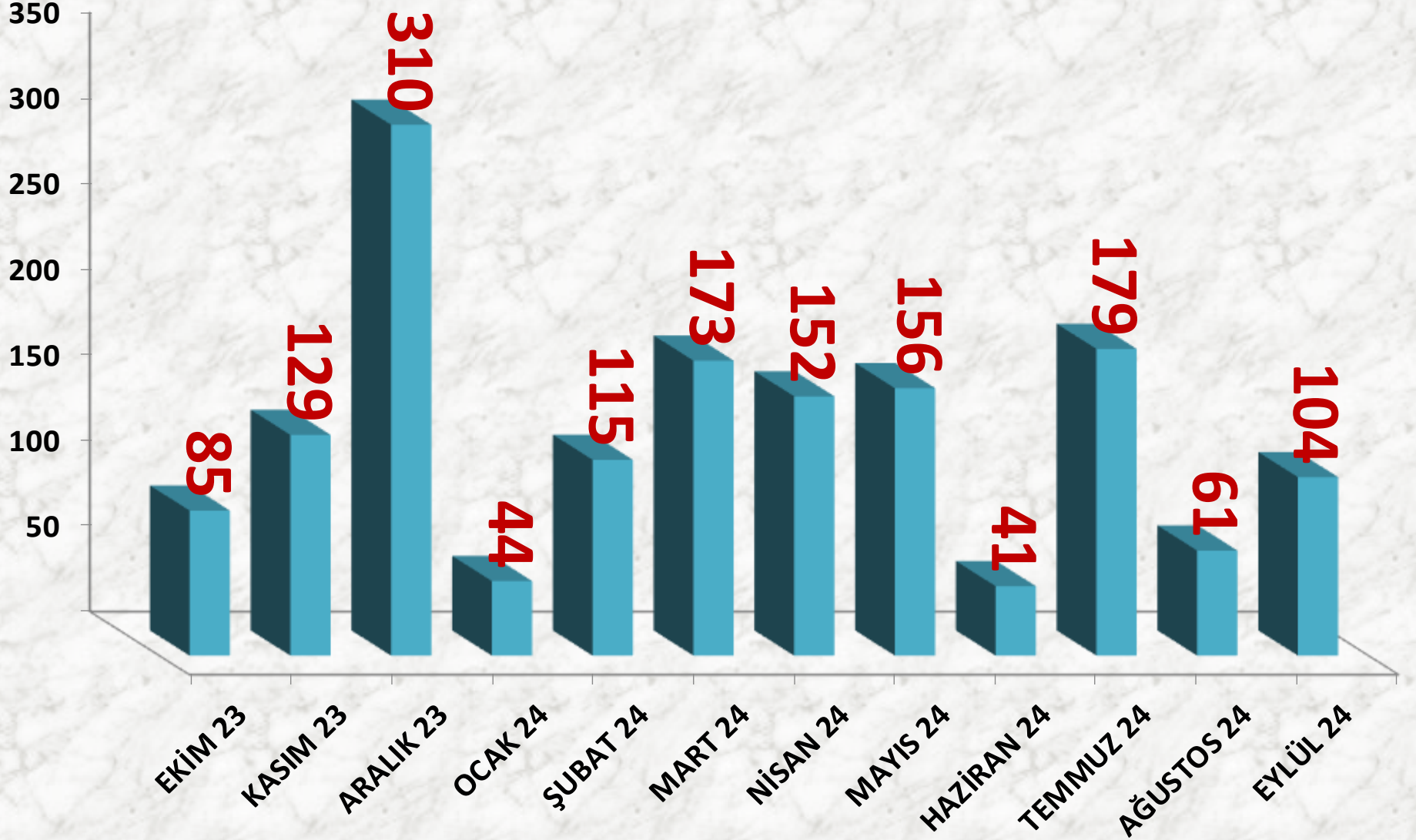
## LEBLEBİ ELENTİ (Beyaz)

İŞLEM MİKTARI TON	2022 EYLÜL	2023 EYLÜL		2024 EYLÜL	
TTS	67 TON	-94%	4 TON	-100%	0

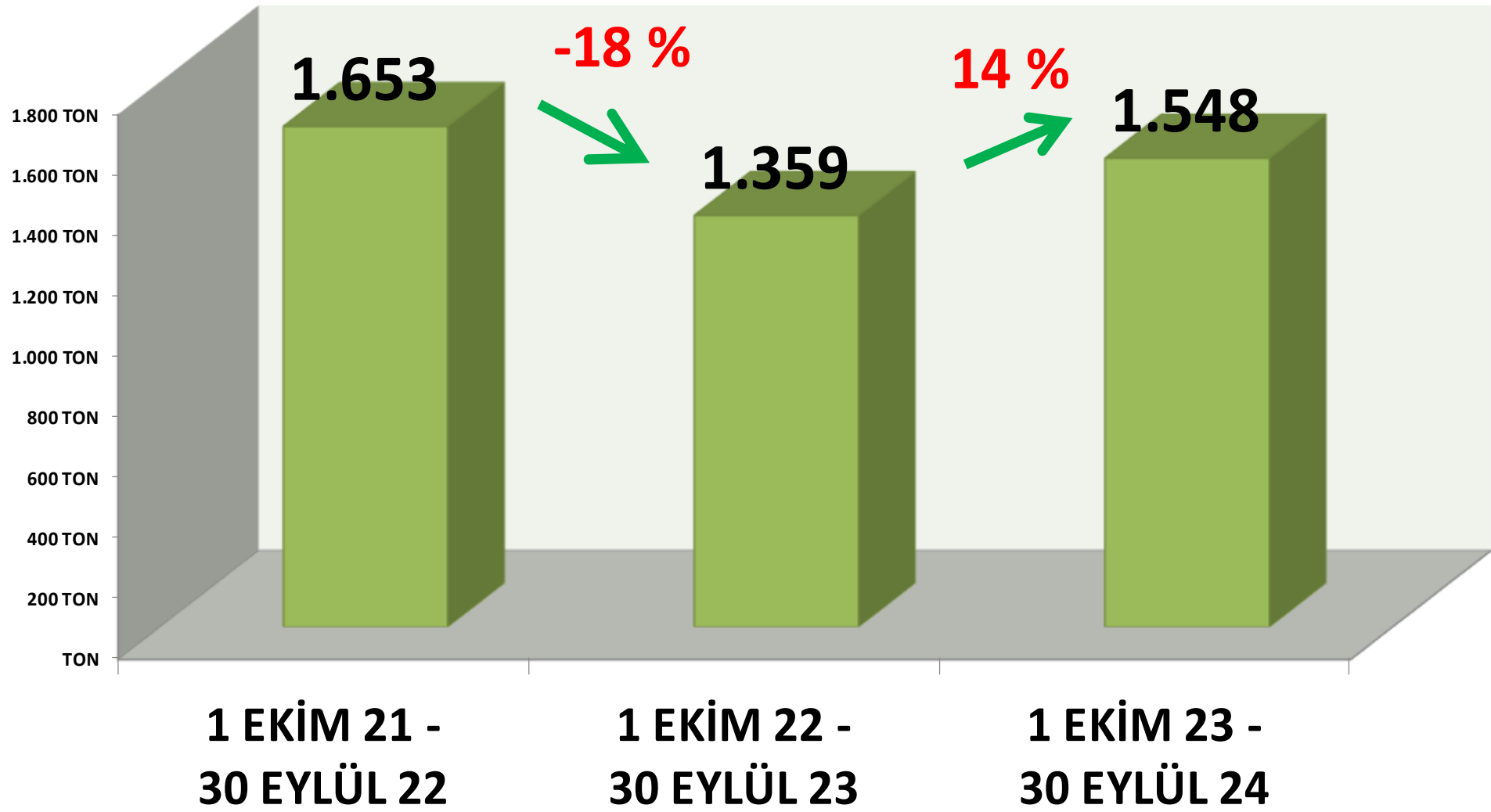
## LEBLEBİ BEYAZ TOPLAM

İŞLEM MİKTARI TON	2022 EYLÜL	2023 EYLÜL		2024 EYLÜL	
TTS	<u>167 TON</u>	-53%	<u>78 TON</u>	34%	<u>104 TON</u>

# Leblebi Beyaz İşlem Miktarı (Ton)



# YILLIK TOPLAM BEYAZ LEBLEBİ İŞLEM MİKTARI (TON)



## LEBLEBİ BEYAZ 8,50 mm FİYATLARI

FİYAT	2022 EYLÜL	2023 EYLÜL		2024 EYLÜL	
EN AZ	30,00 TL	-	-	-	-
EN ÇOK	30,00 TL	-	-	-	-
ORTALAMA	30,00 TL	-	-	-	-

## LEBLEBİ BEYAZ 9 mm FİYATLARI

FİYAT	2022 EYLÜL	2023 EYLÜL		2024 EYLÜL	
EN AZ	40,05 TL	77%	71,00 TL	32%	94,05 TL
EN ÇOK	48,00 TL	98%	95,00 TL	27%	121,00 TL
ORTALAMA	41,13 TL	81%	74,44 TL	40%	104,58 TL

## LEBLEBİ BEYAZ 9 + 9,50 mm FİYATLARI

FİYAT	2022 EYLÜL	2023 EYLÜL		2024 EYLÜL	
EN AZ	31,00 TL	100%	62,00 TL	29%	80,00 TL
EN ÇOK	40,00 TL	63%	65,00 TL	23%	80,00 TL
ORTALAMA	37,59 TL	70%	63,78 TL	25%	80,00 TL

## LEBLEBİ ELENTİ (Beyaz) Fiyatları

ORTALAMA FİYAT	2022 EYLÜL	2023 EYLÜL		2024 EYLÜL	
	14,42 TL	-31%	10,00 TL	-	-

# SARI LEBLEBİ

## LEBLEBİ SARI 9 mm

İŞLEM MİKT. TON	2022 EYLÜL	2023 EYLÜL		2024 EYLÜL	
TTS	73 TON	-69%	22 TON	-78%	5 TON

## LEBLEBİ SARI 9,50 mm

İŞLEM MİKT. TON	2022 EYLÜL	2023 EYLÜL		2024 EYLÜL	
TTS	118 TON	-69%	36 TON	268%	133 TON

## LEBLEBİ SARI 9,75 mm

İŞLEM MİKT. TON	2022 EYLÜL	2023 EYLÜL		2024 EYLÜL	
TTS	108 TON	-91%	10 TON	733%	85 TON

## LEBLEBİ SARI 10 mm

İŞLEM MİKT. TON	2022 EYLÜL	2023 EYLÜL		2024 EYLÜL	
TTS	34 TON	281%	129 TON	-98%	3 TON

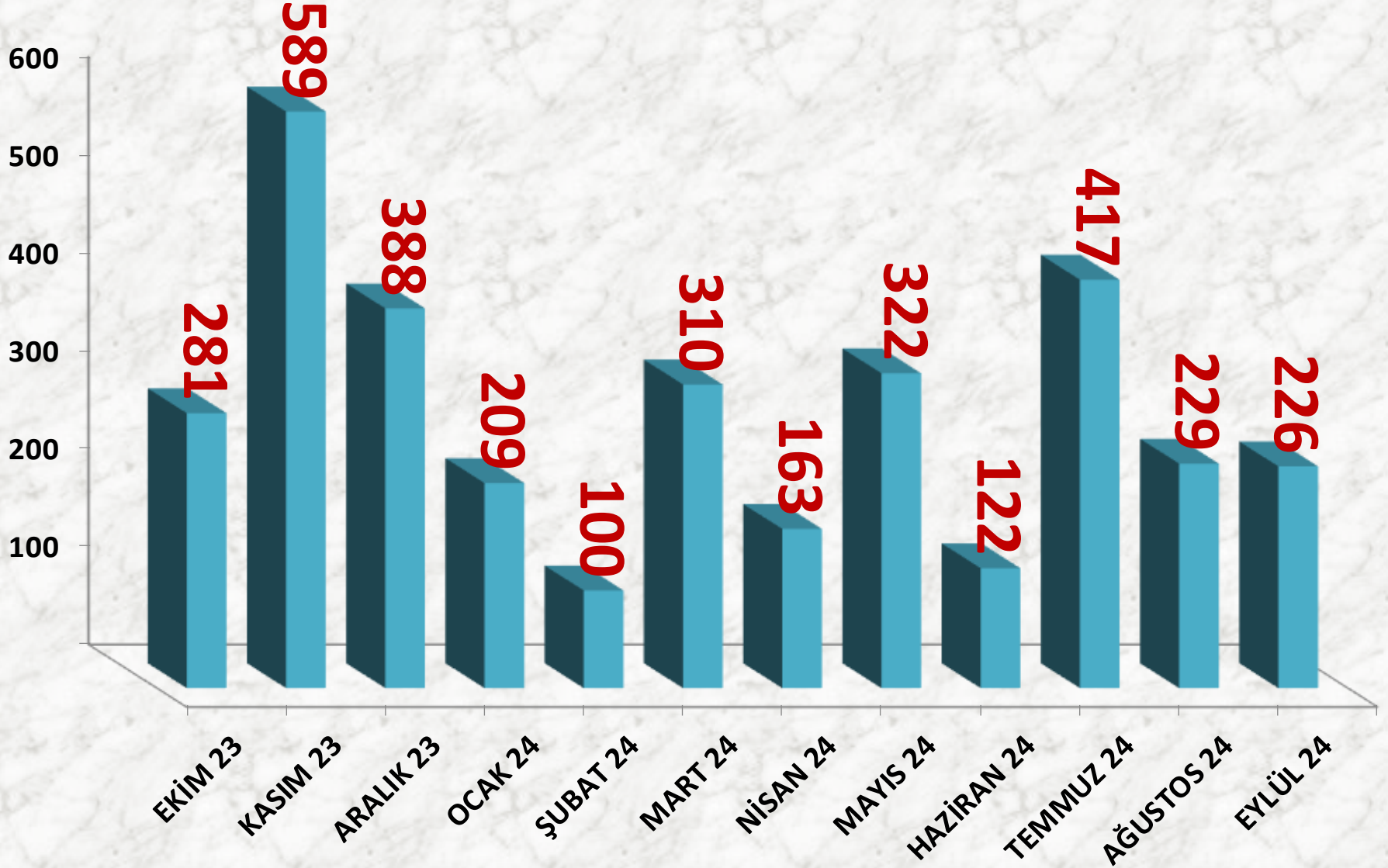
## LEBLEBİ KALBURALTI (SARI)

İŞLEM MİKT. TON	2022 EYLÜL	2023 EYLÜL		2024 EYLÜL	
TTS	12 TON	-35%	8 TON	-90%	1 TON

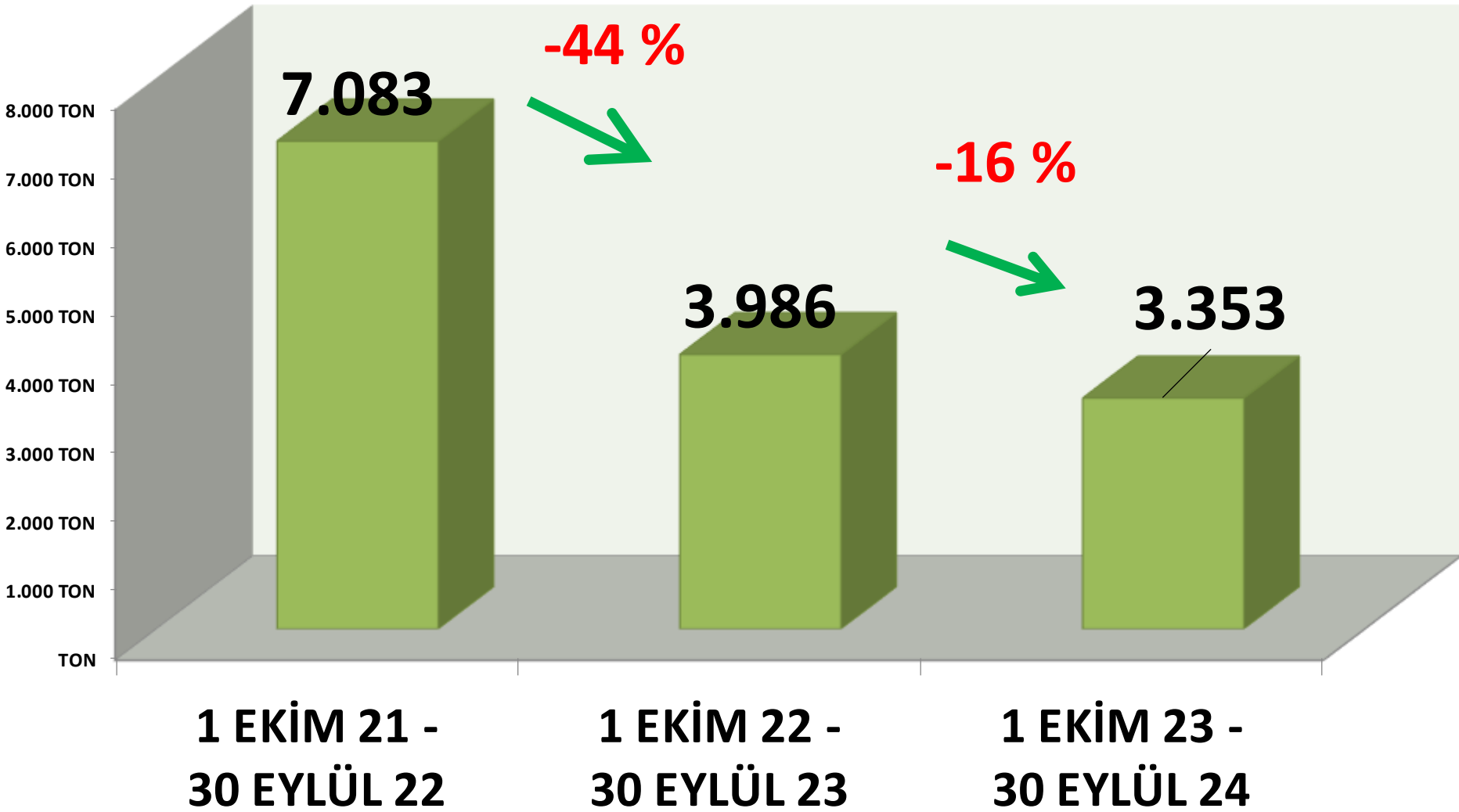
## LEBLEBİ SARI TOPLAM

İŞLEM MİKT. TON	2022 EYLÜL	2023 EYLÜL		2024 EYLÜL	
TTS	<u>344 TON</u>	-40%	<u>205 TON</u>	10%	<u>226 TON</u>

# Leblebi Sarı İşlem Miktarı (Ton)



# YILLIK TOPLAM SARI LEBLEBİ İŞLEM MİKTARI (TON)



## LEBLEBİ SARI 9 mm FİYATLARI

	2022 EYLÜL	2023 EYLÜL		2024 EYLÜL	
EN AZ	20,00 TL	105%	41,00 TL	34%	55,00 TL
EN ÇOK	30,00 TL	67%	50,00 TL	40%	70,00 TL
ORTALAMA	22,20 TL	91%	42,45 TL	63%	69,25 TL

## LEBLEBİ SARI 9,50 mm FİYATLARI

	2022 EYLÜL	2023 EYLÜL		2024 EYLÜL	
EN AZ	31,00 TL	65%	51,00 TL	50%	76,28 TL
EN ÇOK	35,00 TL	64%	57,50 TL	39%	80,00 TL
ORTALAMA	33,28 TL	67%	55,46 TL	39%	77,24 TL

## LEBLEBİ SARI 9,75 mm FİYATLARI

	2022 EYLÜL	2023 EYLÜL		2024 EYLÜL	
EN AZ	35,50 TL	75%	62,00 TL	30%	80,75 TL
EN ÇOK	40,00 TL	55%	62,00 TL	45%	90,00 TL
ORTALAMA	38,63 TL	60%	62,00 TL	39%	86,30 TL

## LEBLEBİ SARI 10 mm FİYATLARI

	2022 EYLÜL	2023 EYLÜL		2024 EYLÜL	
EN AZ	42,66 TL	57%	67,00 TL	45%	97,00 TL
EN ÇOK	50,00 TL	84%	92,00 TL	11%	102,00 TL
ORTALAMA	44,74 TL	76%	78,82 TL	27%	100,46 TL

## LEBLEBİ KALBURALTI (SARI) FİYATLARI

	2022 EYLÜL	2023 EYLÜL		2024 EYLÜL	
ORTALAMA FİYAT	18,00 TL	106%	37,00 TL	12%	41,42 TL

# YILLIK YURTIÇI TOPLAM LEBLEBİ İŞLEM MİKTARI

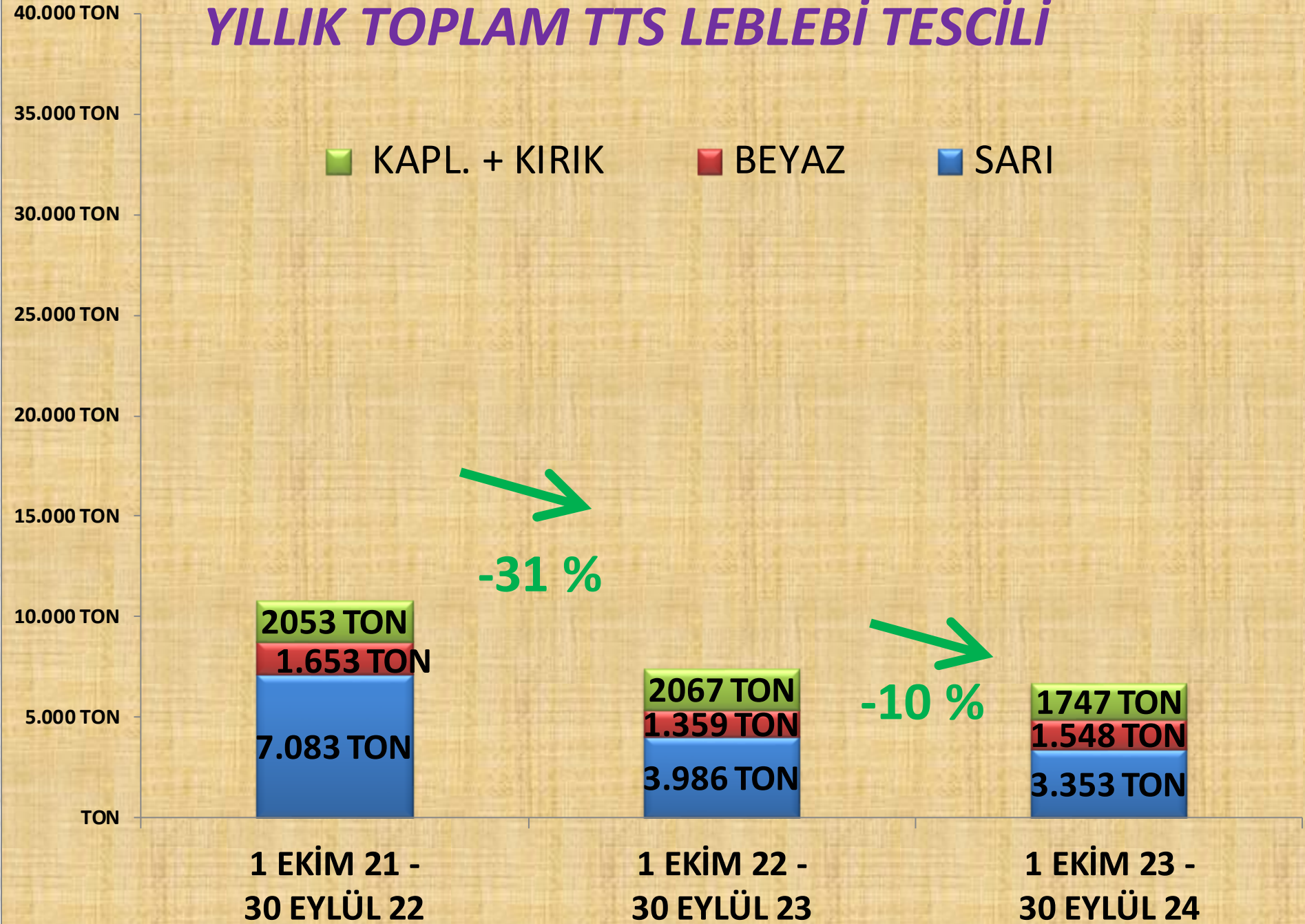
<b>MIKTAR</b>	<b>1 EKİM 21 - 30 EYLÜL 22</b>	<b>1 EKİM 22 - 30 EYLÜL 23</b>		<b>1 EKİM 23 - 30 EYLÜL 24</b>	
<b>SARI</b>	<b>7.083 TON</b>	<b>-44%</b>	<b>3.986 TON</b>	<b>-16%</b>	<b>3.353 TON</b>
<b>BEYAZ</b>	<b>1.653 TON</b>	<b>-18%</b>	<b>1.359 TON</b>	<b>14%</b>	<b>1.548 TON</b>
<b>KAPL.+KIRIK</b>	<b>2.053 TON</b>	<b>1%</b>	<b>2.067 TON</b>	<b>-15%</b>	<b>1.747 TON</b>
<b>LEBLEBİ TOPLAM</b>	<b>10.790 TON</b>	<b>-31%</b>	<b>7.411 TON</b>	<b>-10%</b>	<b>6.648 TON</b>

# YILLIK TOPLAM TTS LEBLEBİ TESCİLİ

■ KAPL. + KIRIK

■ BEYAZ

■ SARI



# LEBLEBİ İHRACAT MİKTARLARI

## 2022 EYLÜL

SARI LEBLEBİ	24.800 kg.
BEYAZ LEBLEBİ	2.560 kg.
KAPLAMALI LEBLEBİ	1.000 kg.
KIRIK LEBLEBİ	-
LEBLEBİ UNU	800 kg.
LEBLEBİ KALBURALTI	-
TOPLAM	29.160 kg.

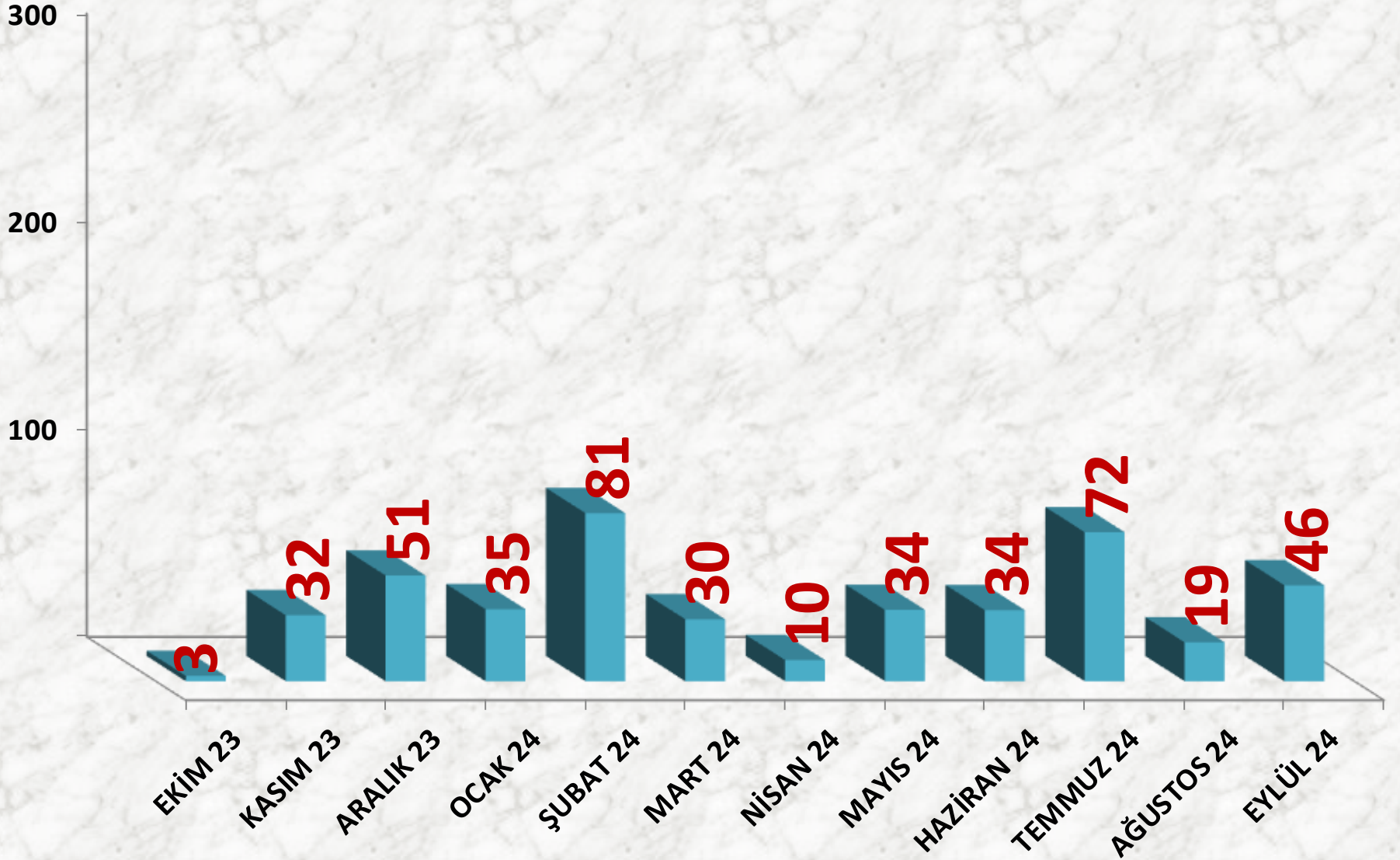
## 2023 EYLÜL

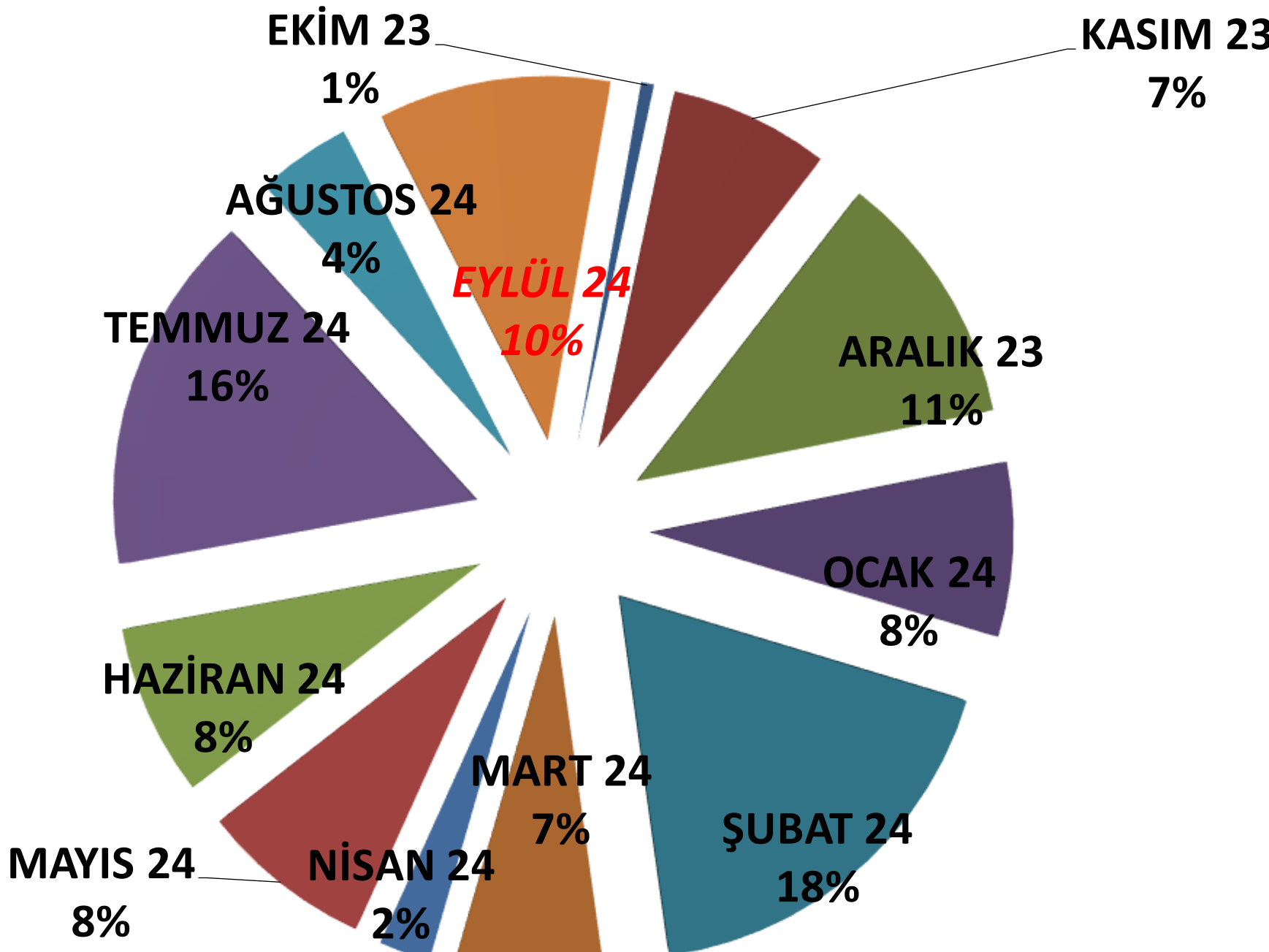
SARI LEBLEBİ	9.300 kg.
BEYAZ LEBLEBİ	3.800 kg.
KAPLAMALI LEBLEBİ	2.500 kg.
KIRIK LEBLEBİ	-
LEBLEBİ UNU	3.000 kg.
LEBLEBİ KALBURALTI	-
TOPLAM	18.600 kg.

## 2024 EYLÜL

SARI LEBLEBİ	11.606 kg.
BEYAZ LEBLEBİ	33.653 kg.
KAPLAMALI LEBLEBİ	880 kg.
KIRIK LEBLEBİ	-
LEBLEBİ UNU	-
LEBLEBİ KALBURALTI	-
TOPLAM	46.139 kg.

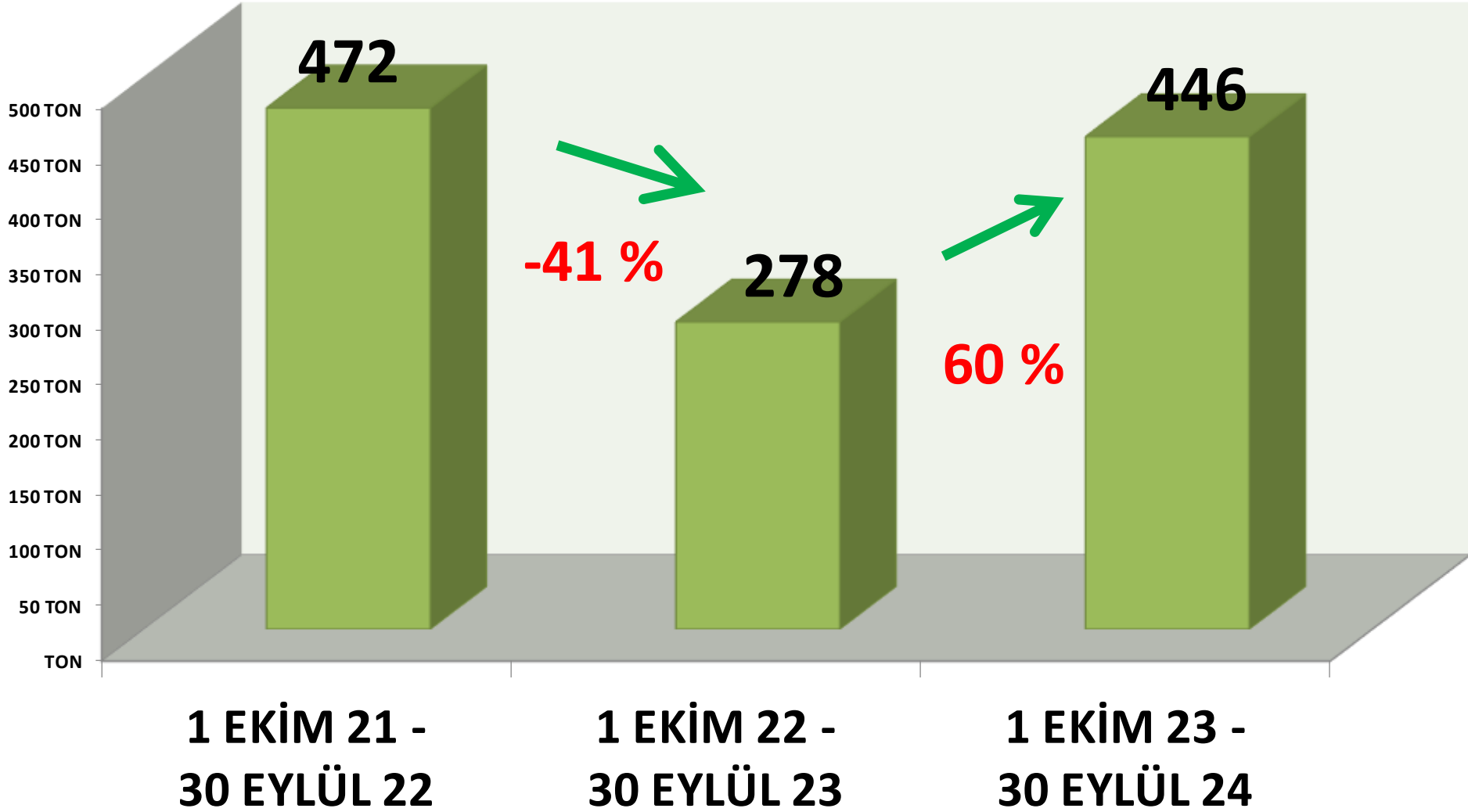
# Leblebi İhracat (Ton)





## AYLIK LEBLEBİ İHR. İŞLEM MİKTARI ORANLARI

# YILLIK TOPLAM LEBLEBİ İHRACAT MİKTARI (TON)



# AYÇEKİRDEĞİ

İŞLEM MİKTARI TON	2022 EYLÜL	2023 EYLÜL		2024 EYLÜL	
MTS	2.205 TON	-65%	762 TON	171%	2.062 TON
TTS	2.997 TON	-67%	1.003 TON	250%	3.515 TON

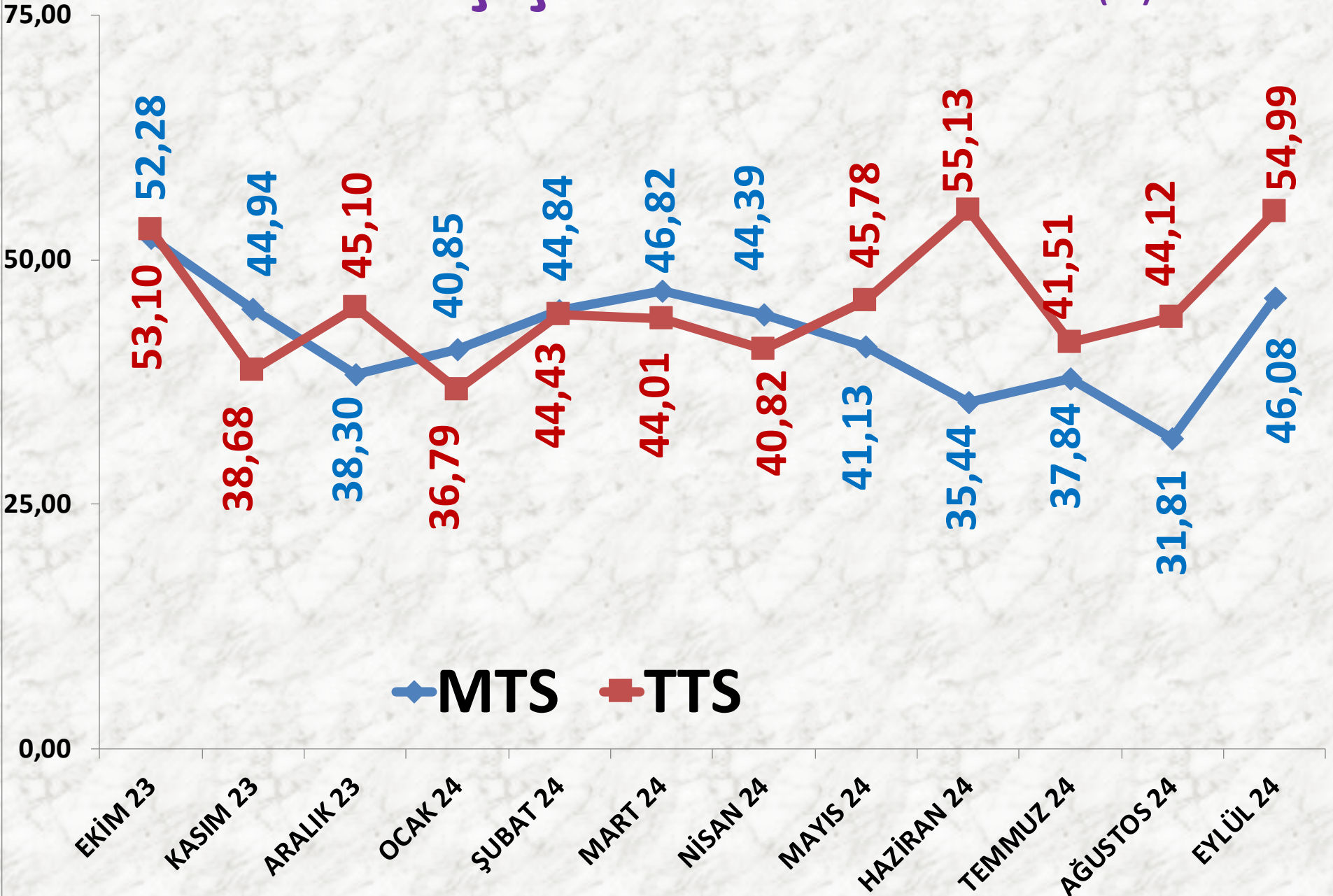
## AYÇİÇEĞİ FİYATLARI

EN AZ FİYAT	2022 EYLÜL	2023 EYLÜL		2024 EYLÜL	
MTS	12,85 TL	124%	28,75 TL	-6%	27,04 TL
TTS	12,50 TL	140%	30,00 TL	-10%	27,00 TL

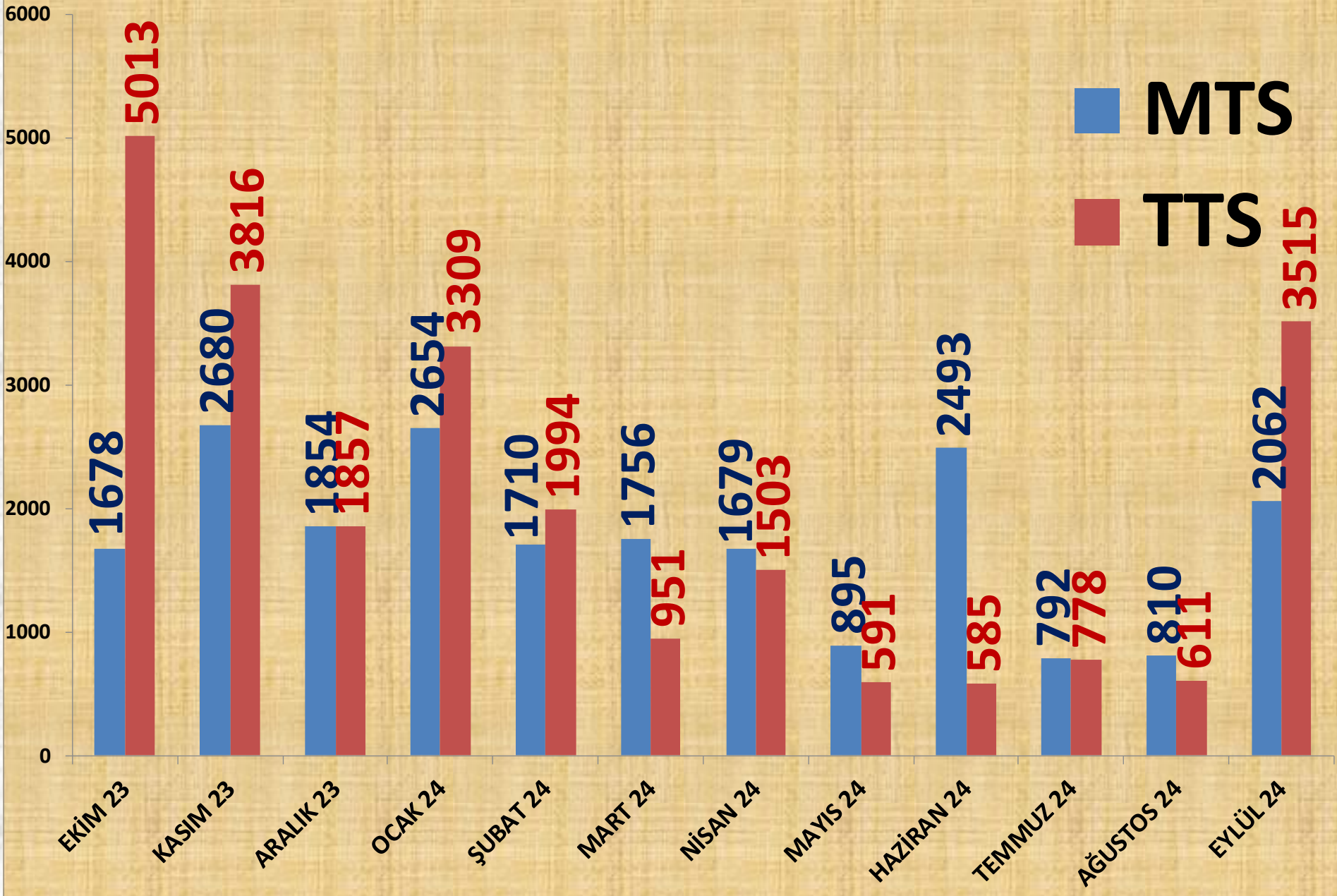
EN ÇOK FİYAT	2022 EYLÜL	2023 EYLÜL		2024 EYLÜL	
MTS	30,00 TL	153%	76,00 TL	-11%	67,68 TL
TTS	42,00 TL	90%	80,00 TL	-10%	71,82 TL

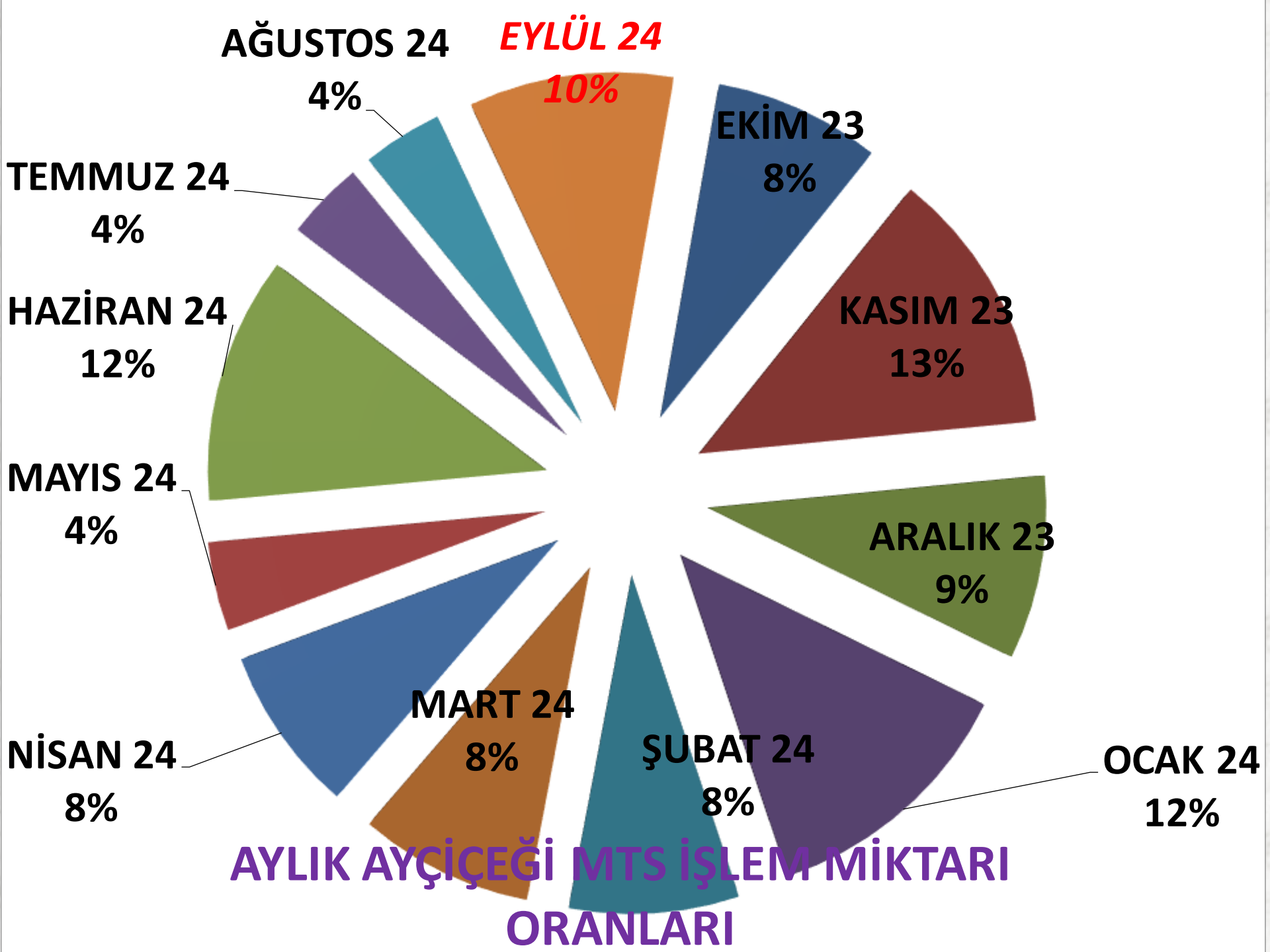
ORTALAMA FİYAT	2022 EYLÜL	2023 EYLÜL		2024 EYLÜL	
MTS	15,87 TL	222%	51,04 TL	-10%	46,08 TL
TTS	22,22 TL	88%	41,73 TL	32%	54,99 TL

# AYLIK AYÇİÇEĞİ FİYAT TRENDİ (TL)



# AYLIK AYÇİÇEĞİ İŞLEM MİKTARI (TON)

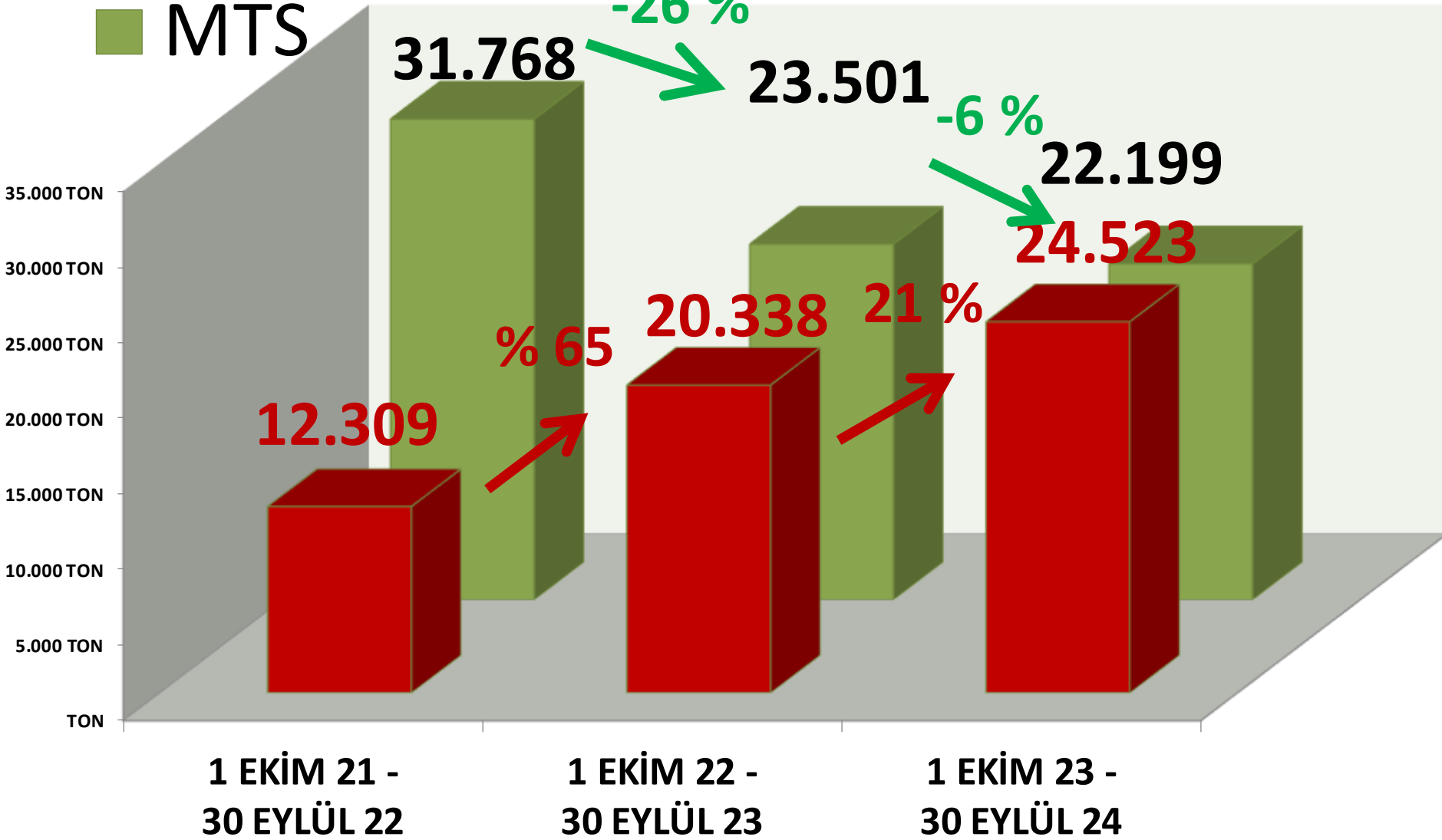




# YILLIK AYÇİÇEĞİ İŞLEM MİKTARI (TON)

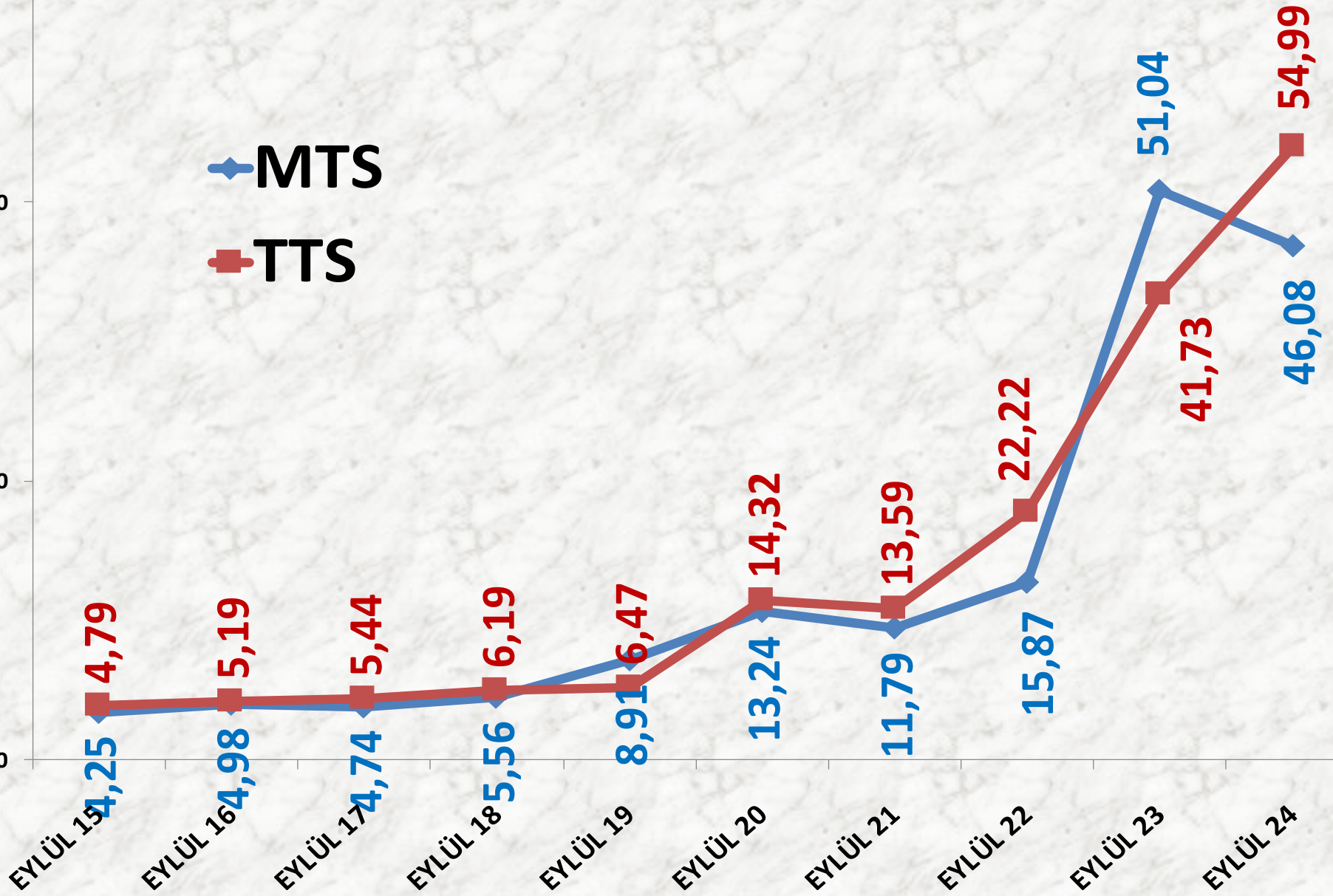
■ TTS

■ MTS



# EYLÜL AYLARI AYÇİÇEĞİ FİYAT TRENDİ (TL)

◆ MTS  
■ TTS

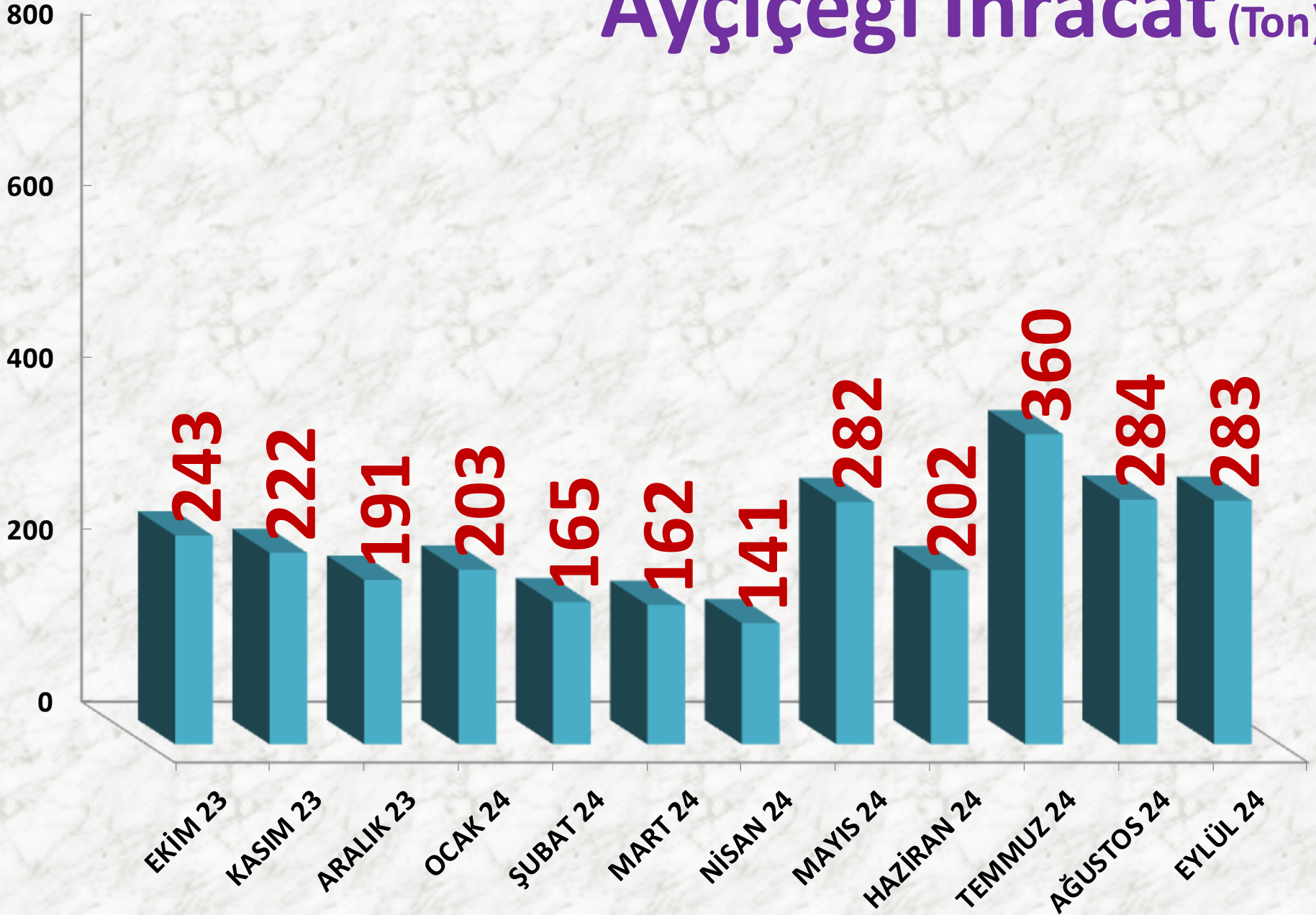


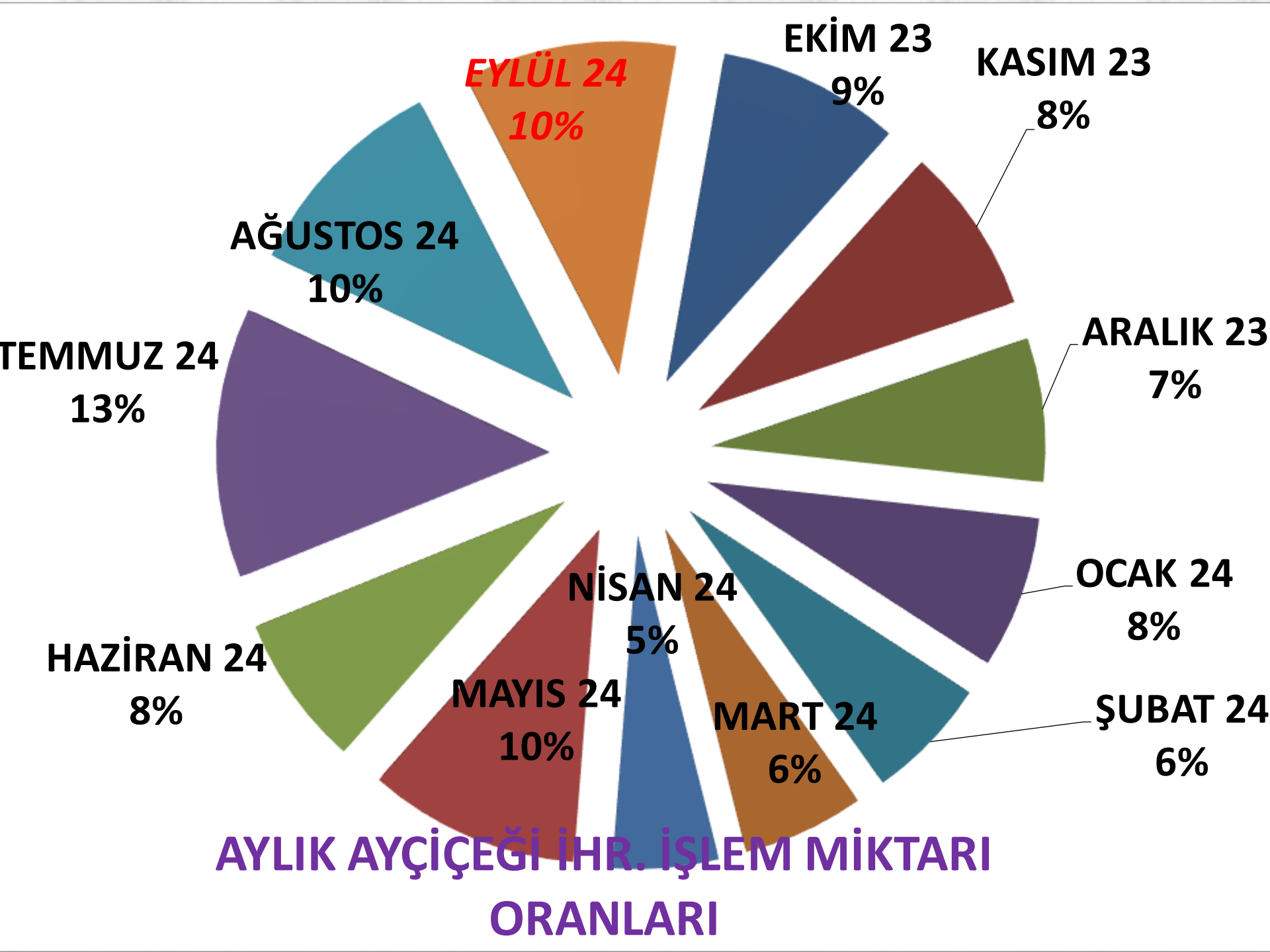
# AYÇEKİRDEĞİ İHRACATI

	2022 EYLÜL	2023 EYLÜL		2024 EYLÜL	
İHRACAT	227 TON	-49%	115 TON	146%	283 TON

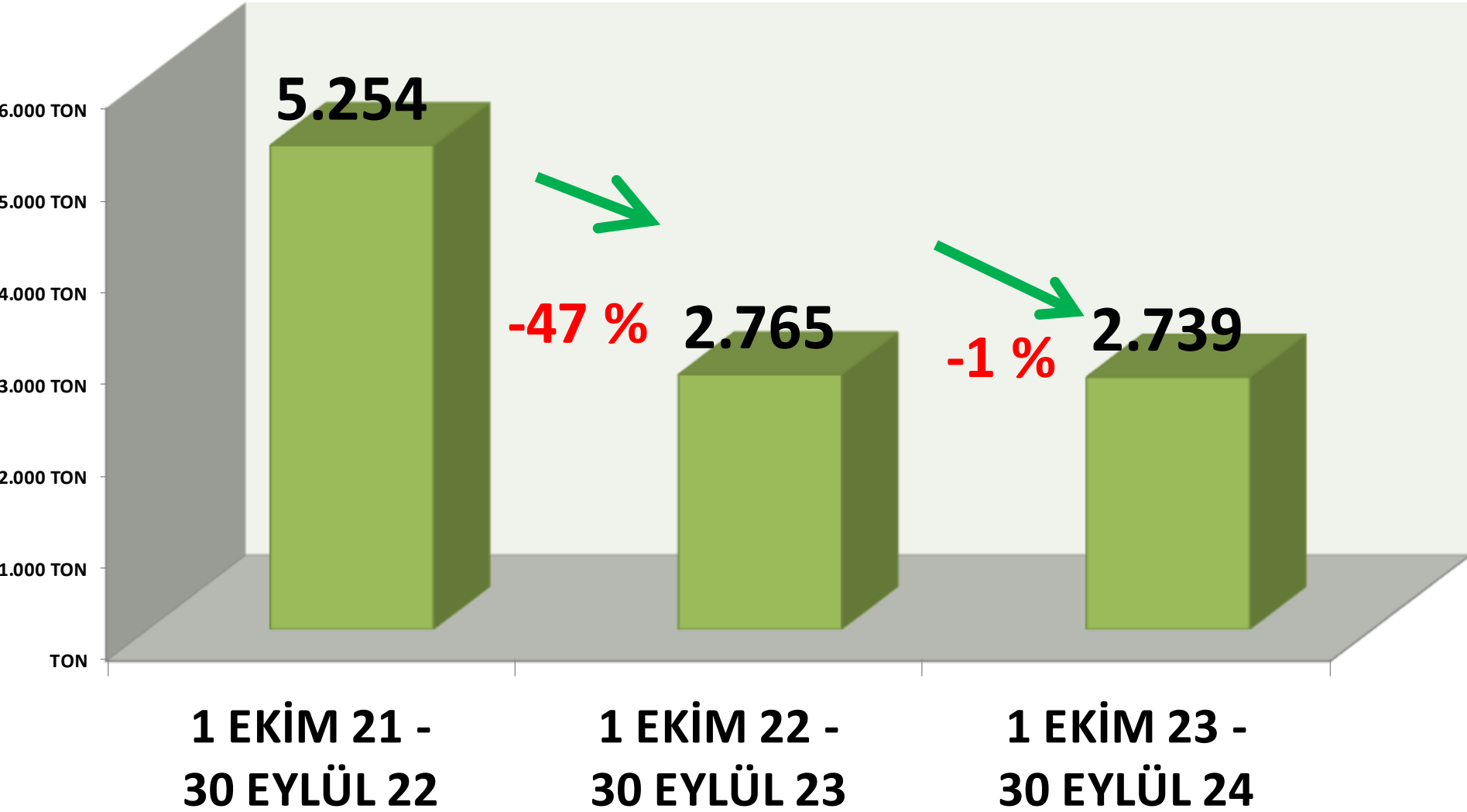


# Ayçiçeği İhracat (Ton)





# YILLIK TOPLAM AYÇİÇEĐİ İHRACAT MİKTARI (TON)



# SÜT

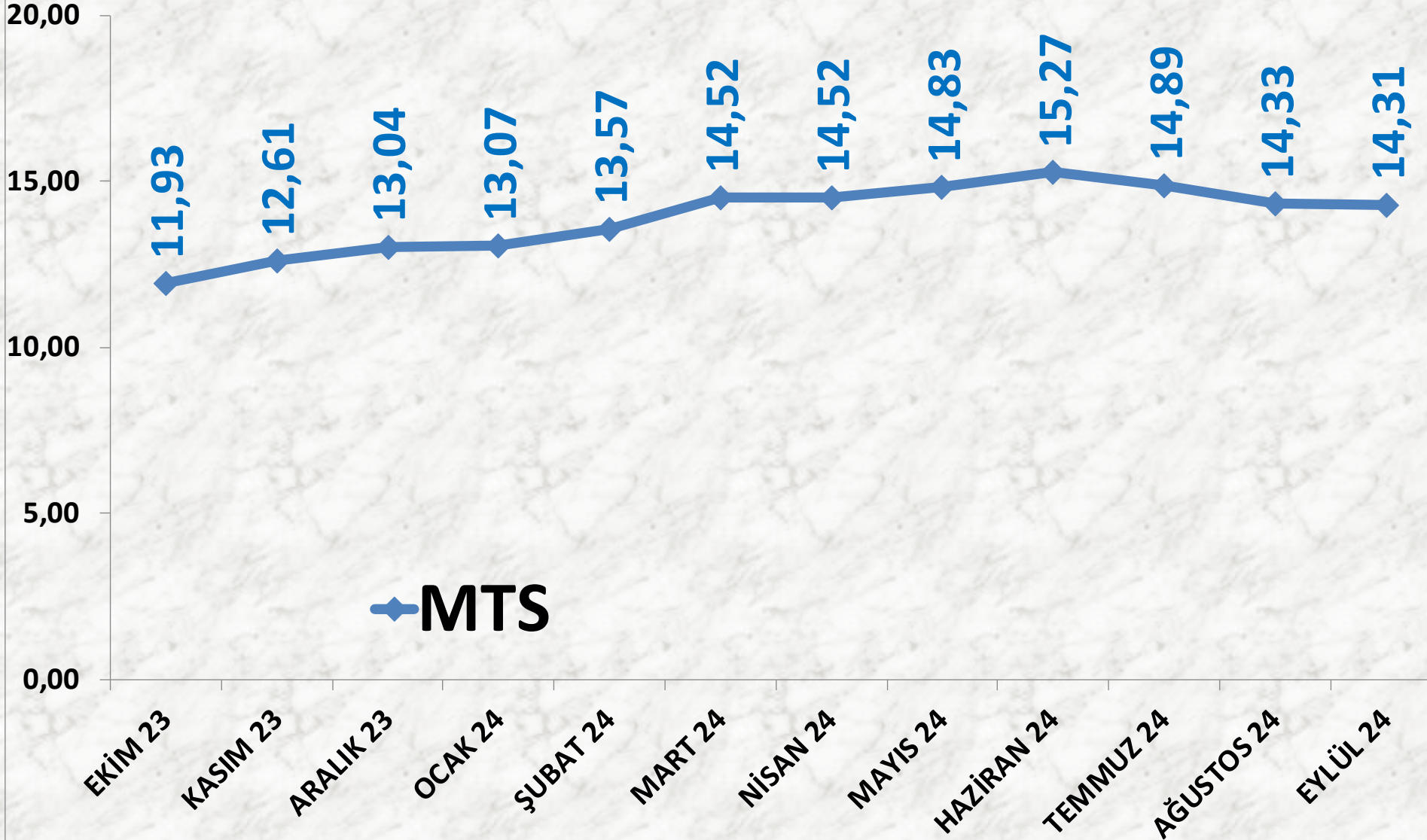
<b>İŞLEM MİKTARI (M<sup>3</sup>)</b>	<b>2022 EYLÜL</b>	<b>2023 EYLÜL</b>		<b>2024 EYLÜL</b>	
MTS	26.213 M <sup>3</sup>	1%	26.605 M <sup>3</sup>	24%	33.020 M <sup>3</sup>

<b>EN AZ FİYAT</b>	<b>2022 EYLÜL</b>	<b>2023 EYLÜL</b>		<b>2024 EYLÜL</b>	
MTS	7,00 TL	43%	10,00 TL	25%	12,50 TL

<b>EN ÇOK FİYAT</b>	<b>2022 EYLÜL</b>	<b>2023 EYLÜL</b>		<b>2024 EYLÜL</b>	
MTS	8,24 TL	76%	14,50 TL	33%	19,25 TL

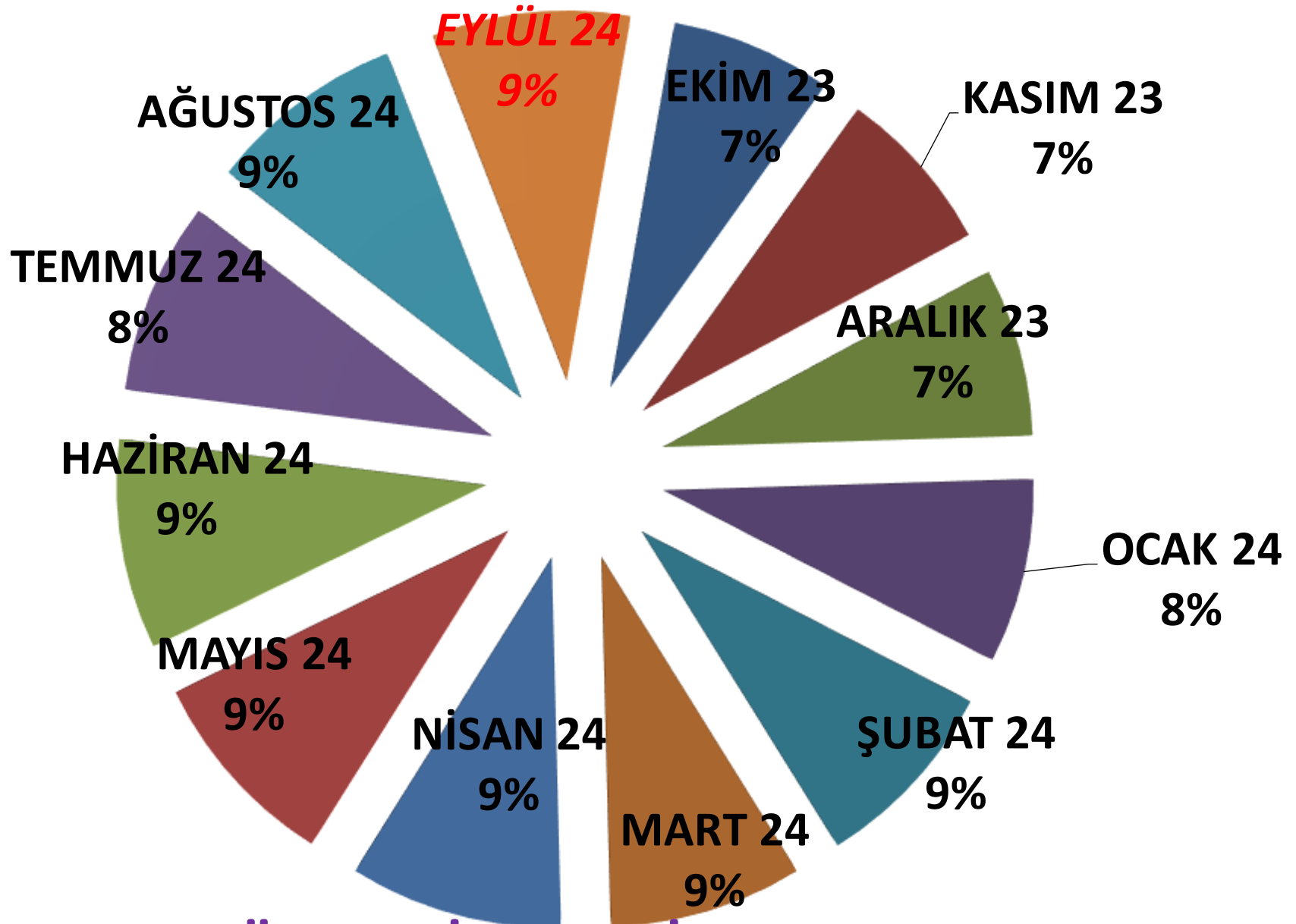
<b>ORTALAMA FİYAT</b>	<b>2022 EYLÜL</b>	<b>2023 EYLÜL</b>		<b>2024 EYLÜL</b>	
MTS	7,34 TL	62%	11,91 TL	20%	14,31 TL

# AYLIK İNEK SÜTÜ FİYAT TRENDİ<sub>(TL)</sub>



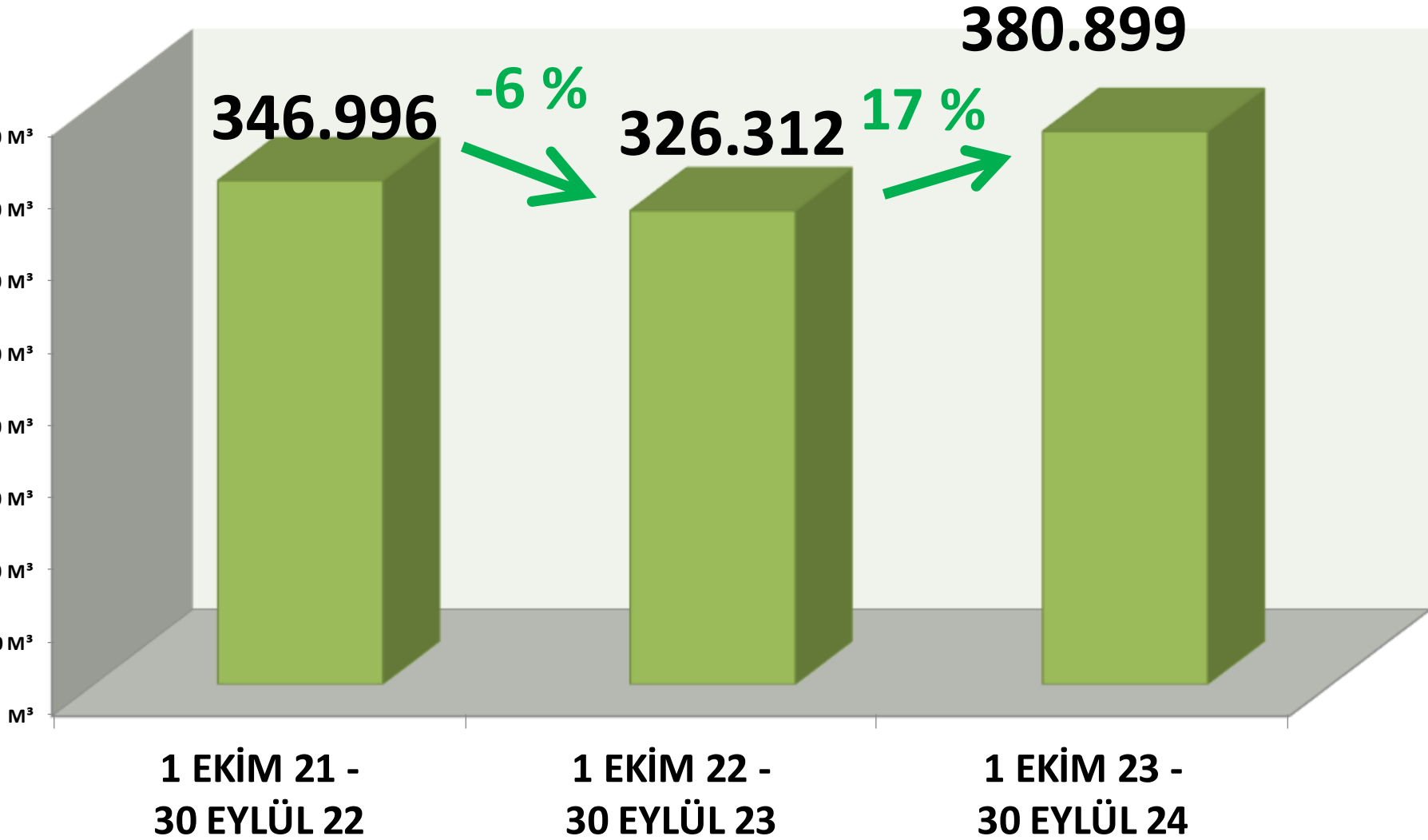


**AYLIK SÜT İŞLEM MİKTARI (M<sup>3</sup>)**



## AYLIK SÜT MTS İŞLEM MİKTARI ORANLARI

# YILLIK İNEK SÜTÜ İŞLEM MİKTARI (TON)



# BEYAZ HAŞHAŞ

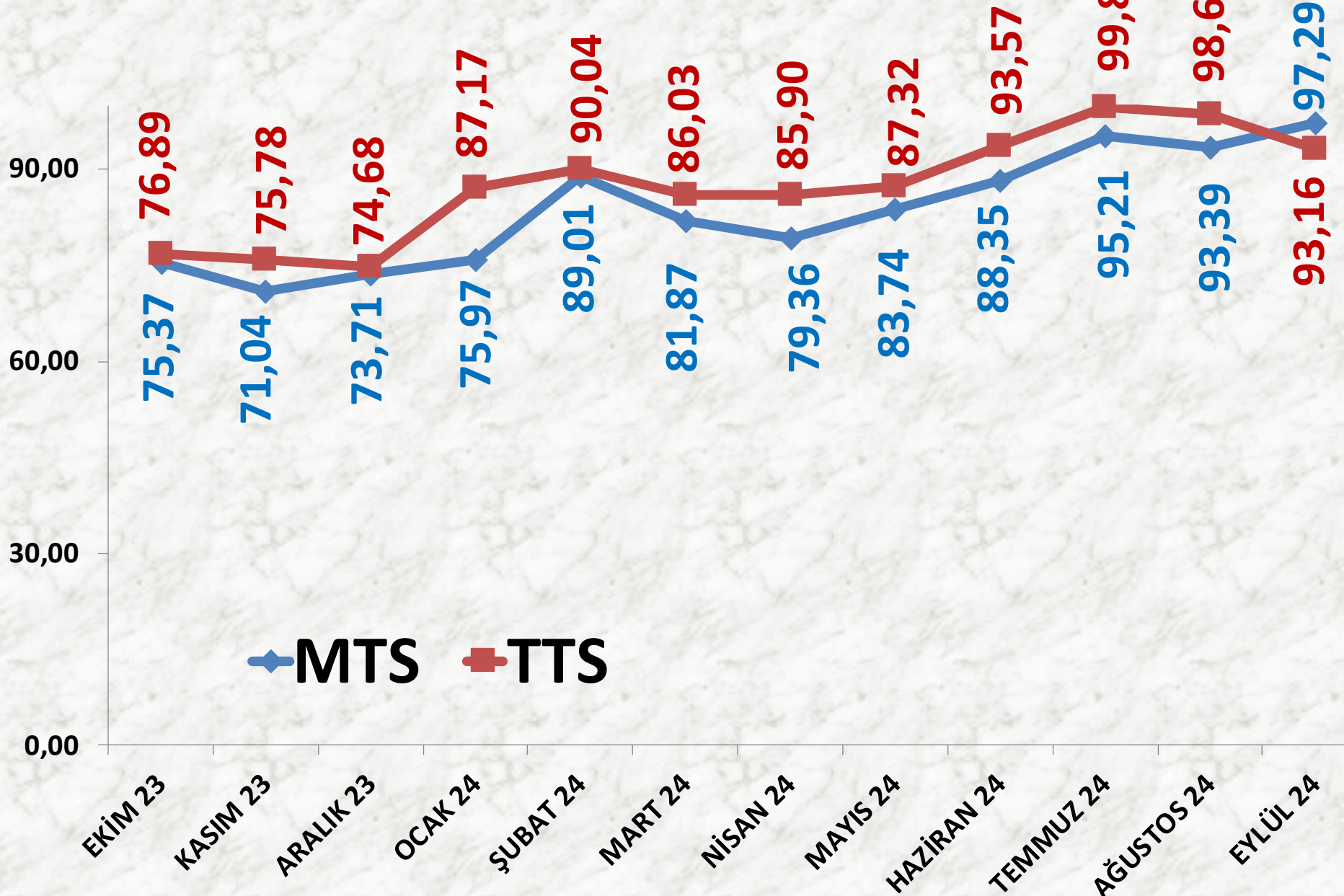
<b>İŞLEM MİKTARI TON</b>	<b>2022 EYLÜL</b>	<b>2023 EYLÜL</b>		<b>2024 EYLÜL</b>	
MTS	254 TON	-98%	6 TON	39%	8 TON
TTS	297 TON	-54%	138 TON	-78%	31 TON

<b>EN AZ FİYAT</b>	<b>2022 EYLÜL</b>	<b>2023 EYLÜL</b>		<b>2024 EYLÜL</b>	
MTS	46,25 TL	73%	80,00 TL	8%	86,25 TL
TTS	49,00 TL	43%	70,00 TL	30%	90,78 TL

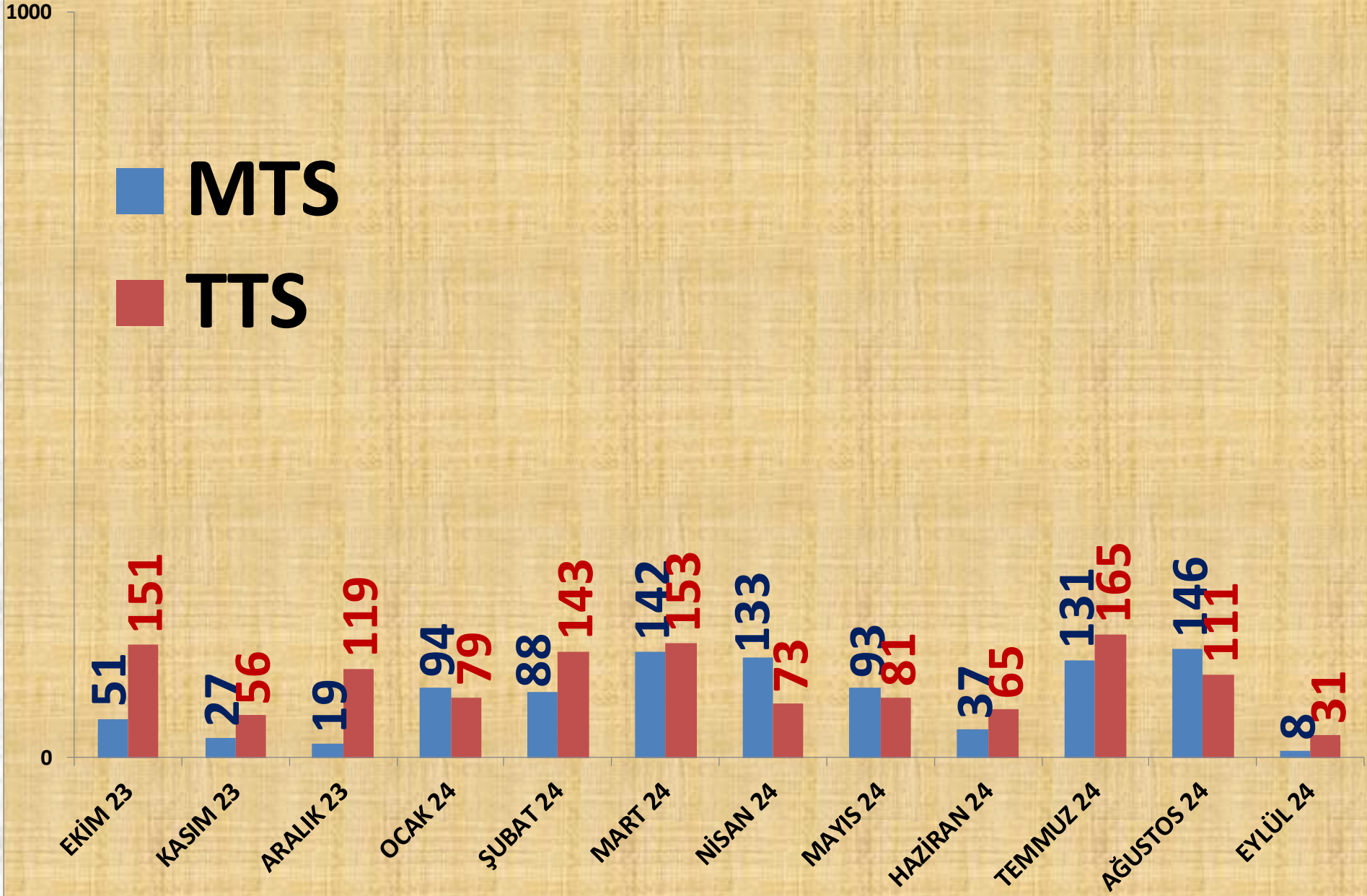
<b>EN ÇOK FİYAT</b>	<b>2022 EYLÜL</b>	<b>2023 EYLÜL</b>		<b>2024 EYLÜL</b>	
MTS	50,42 TL	62%	81,69 TL	50%	122,50 TL
TTS	65,00 TL	77%	115,00 TL	13%	130,00 TL

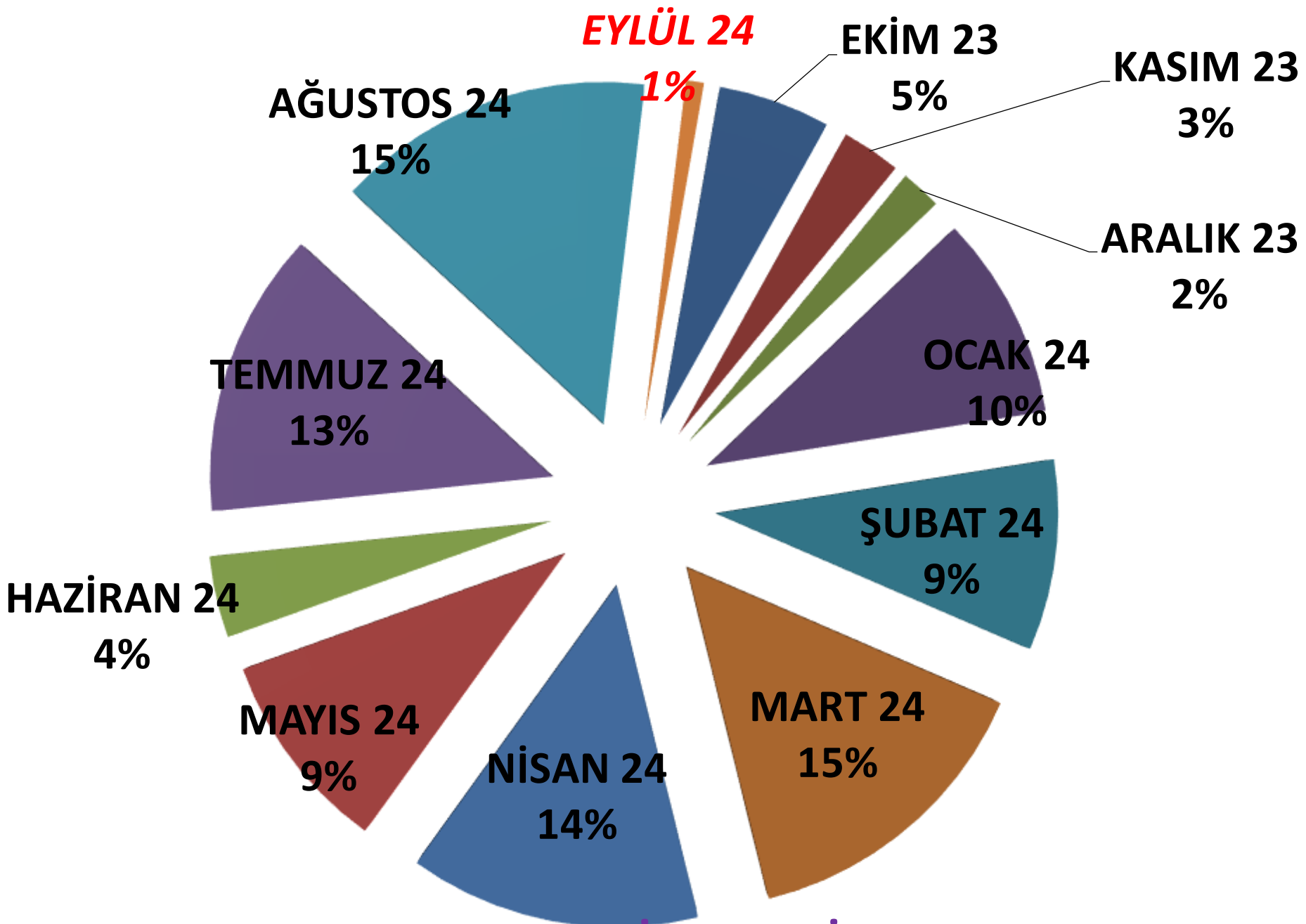
<b>ORTALAMA FİYAT</b>	<b>2022 EYLÜL</b>	<b>2023 EYLÜL</b>		<b>2024 EYLÜL</b>	
MTS	49,14 TL	65%	81,06 TL	20%	97,29 TL
TTS	51,64 TL	46%	75,50 TL	23%	93,16 TL

# AYLIK B. HAŞHAŞ FİYAT TRENDİ (₺)



# AYLIK B. HAŞHAŞ İŞLEM MİKTARI (TON)



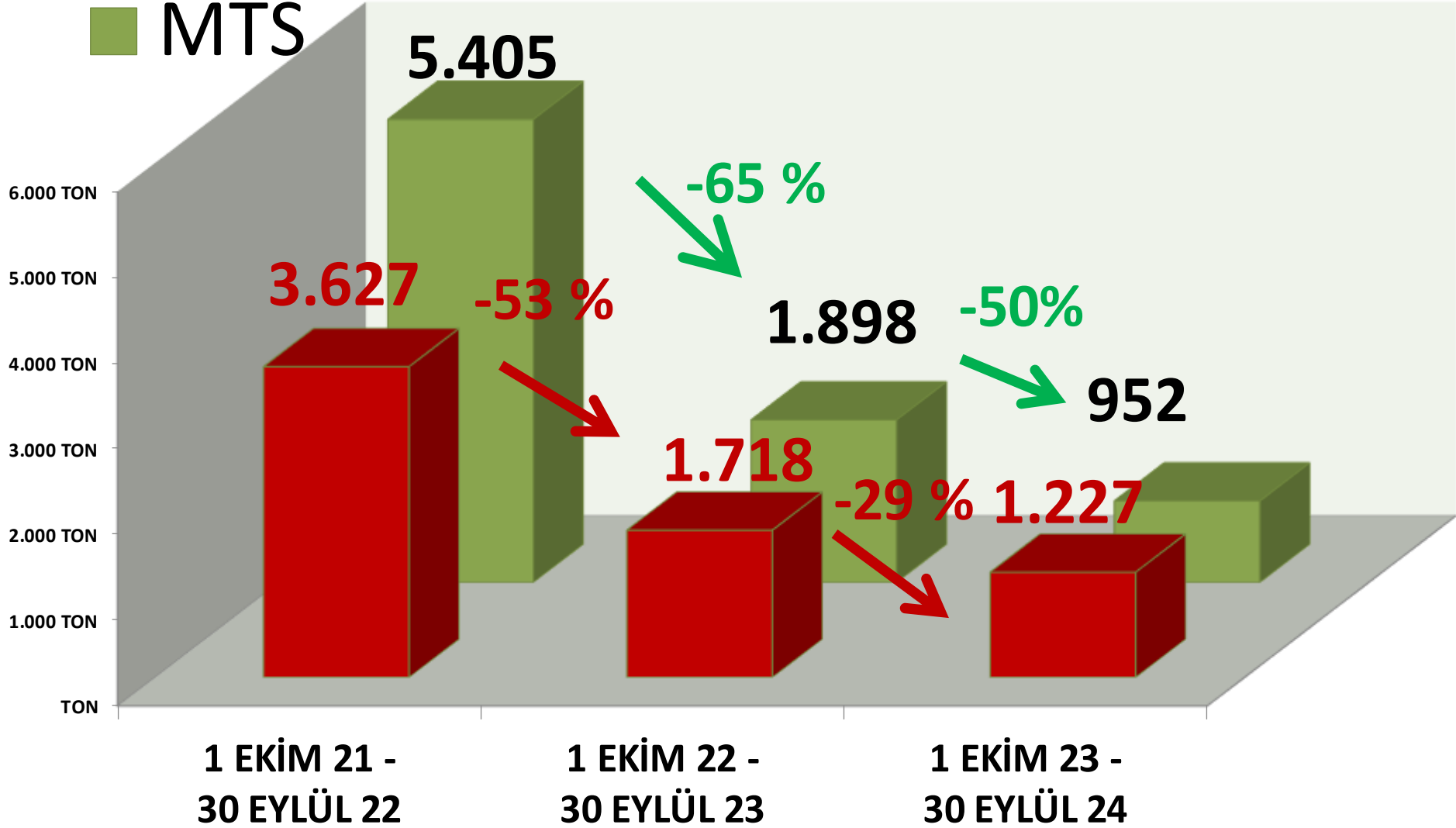


**AYLIK B. HAŞHAŞ MTS İŞLEM MİKTARI ORANLARI**

■ TTS

# YILLIK B. HAŞHAŞ İŞLEM MİKTARI (TON)

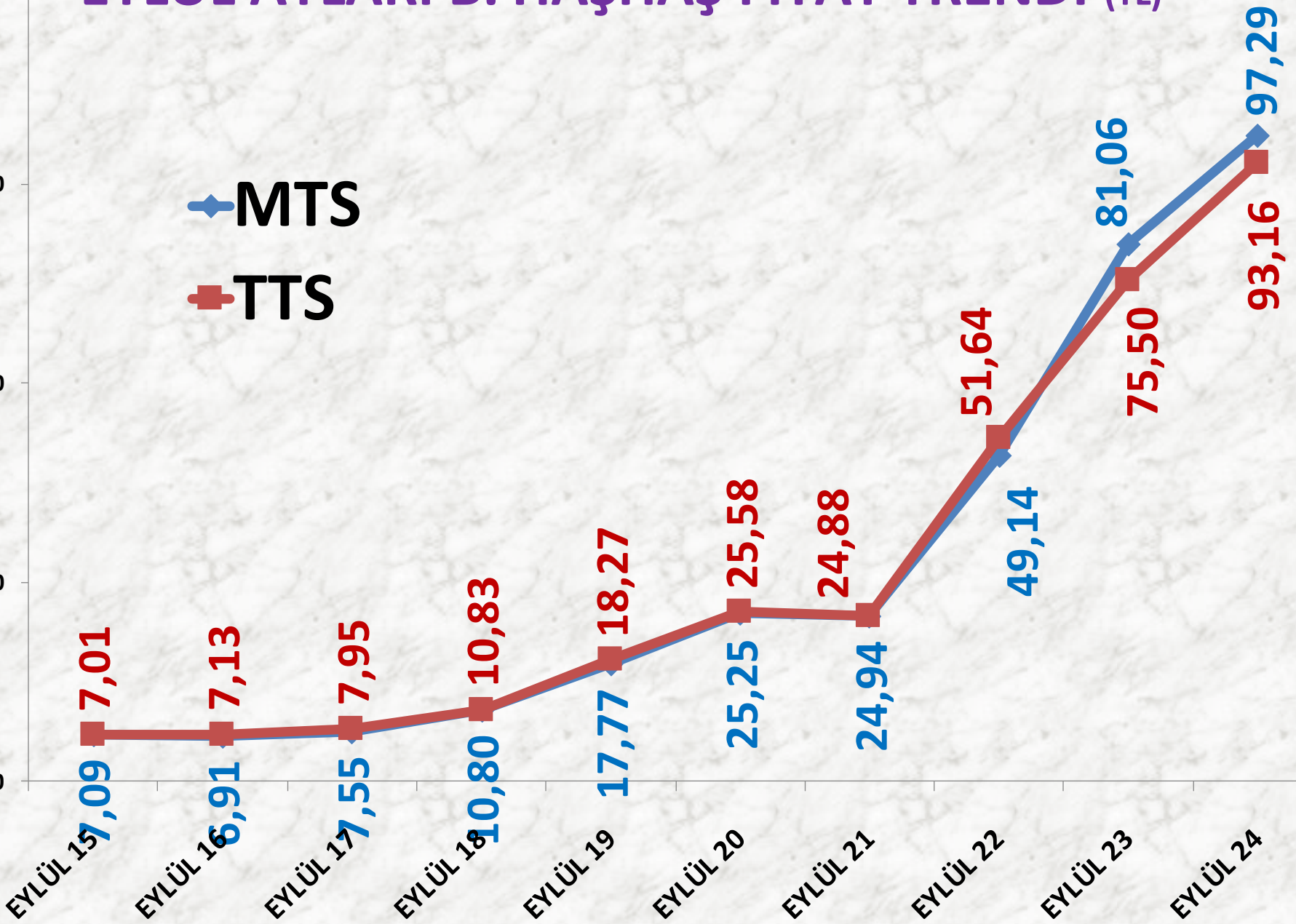
■ MTS



# EYLÜL AYLARI B. HAŞHAŞ FİYAT TRENDİ (TL)

◆ MTS

■ TTS



# MAVİ HAŞHAŞ

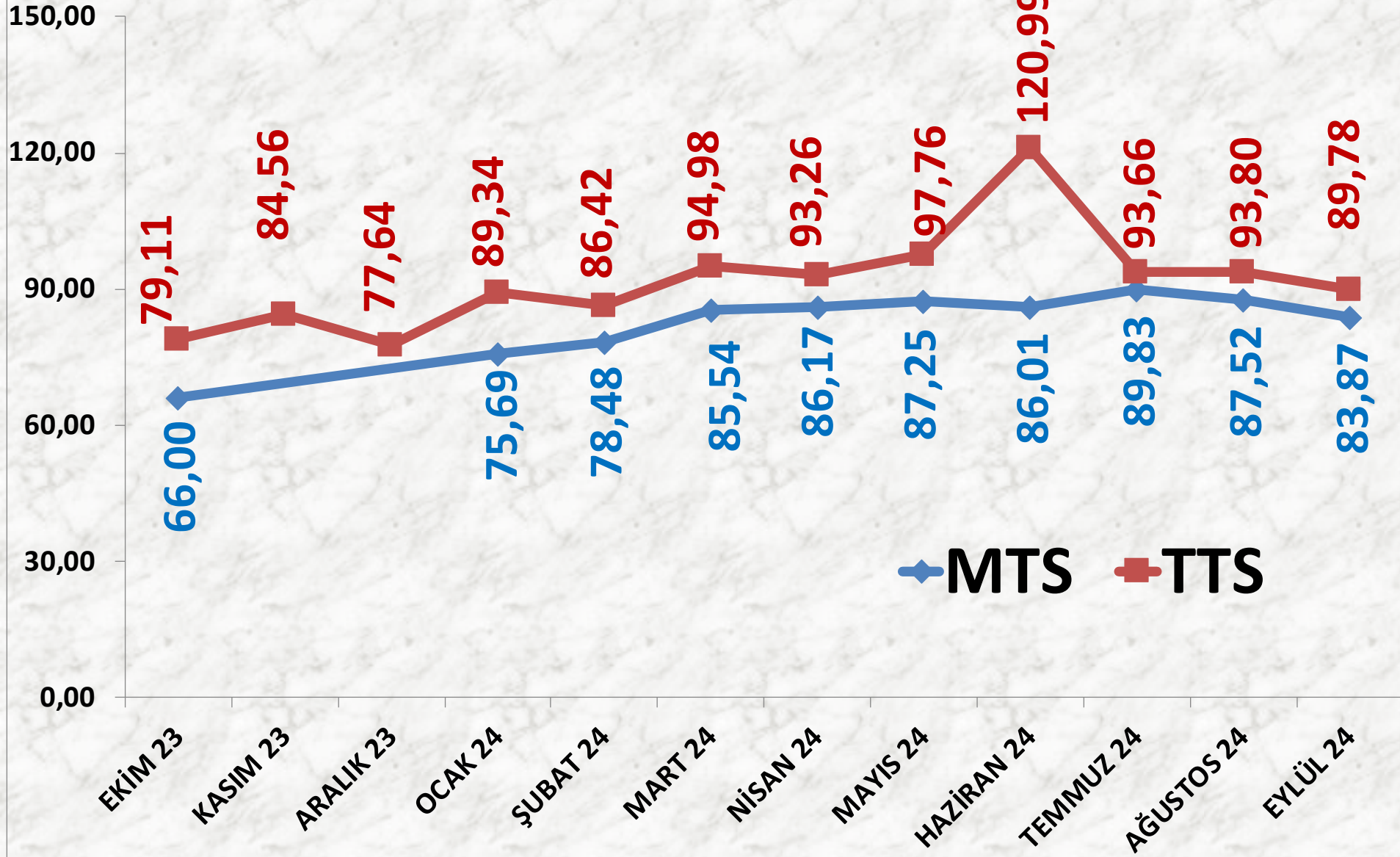
<b>İŞLEM MİKTARI TON</b>	<b>2022 EYLÜL</b>	<b>2023 EYLÜL</b>		<b>2024 EYLÜL</b>	
MTS	40 TON	49%	59 TON	51%	89 TON
TTS	79 TON	77%	139 TON	-28%	100 TON

<b>EN AZ FİYAT</b>	<b>2022 EYLÜL</b>	<b>2023 EYLÜL</b>		<b>2024 EYLÜL</b>	
MTS	30,00 TL	152%	75,50 TL	11%	83,70 TL
TTS	41,94 TL	75%	73,50 TL	16%	85,25 TL

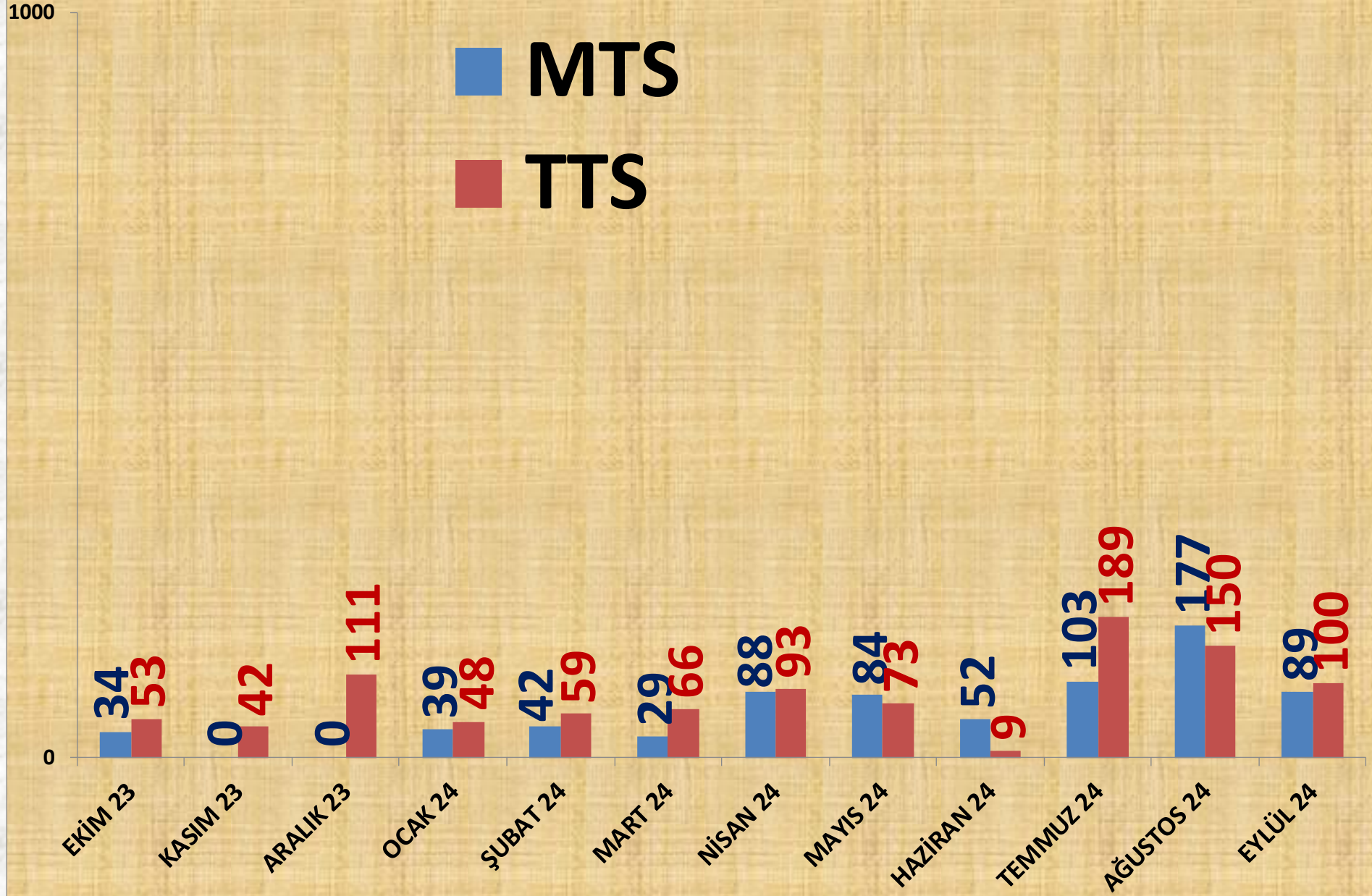
<b>EN ÇOK FİYAT</b>	<b>2022 EYLÜL</b>	<b>2023 EYLÜL</b>		<b>2024 EYLÜL</b>	
MTS	49,00 TL	58%	77,61 TL	13%	87,75 TL
TTS	67,50 TL	59%	107,47 TL	21%	130,00 TL

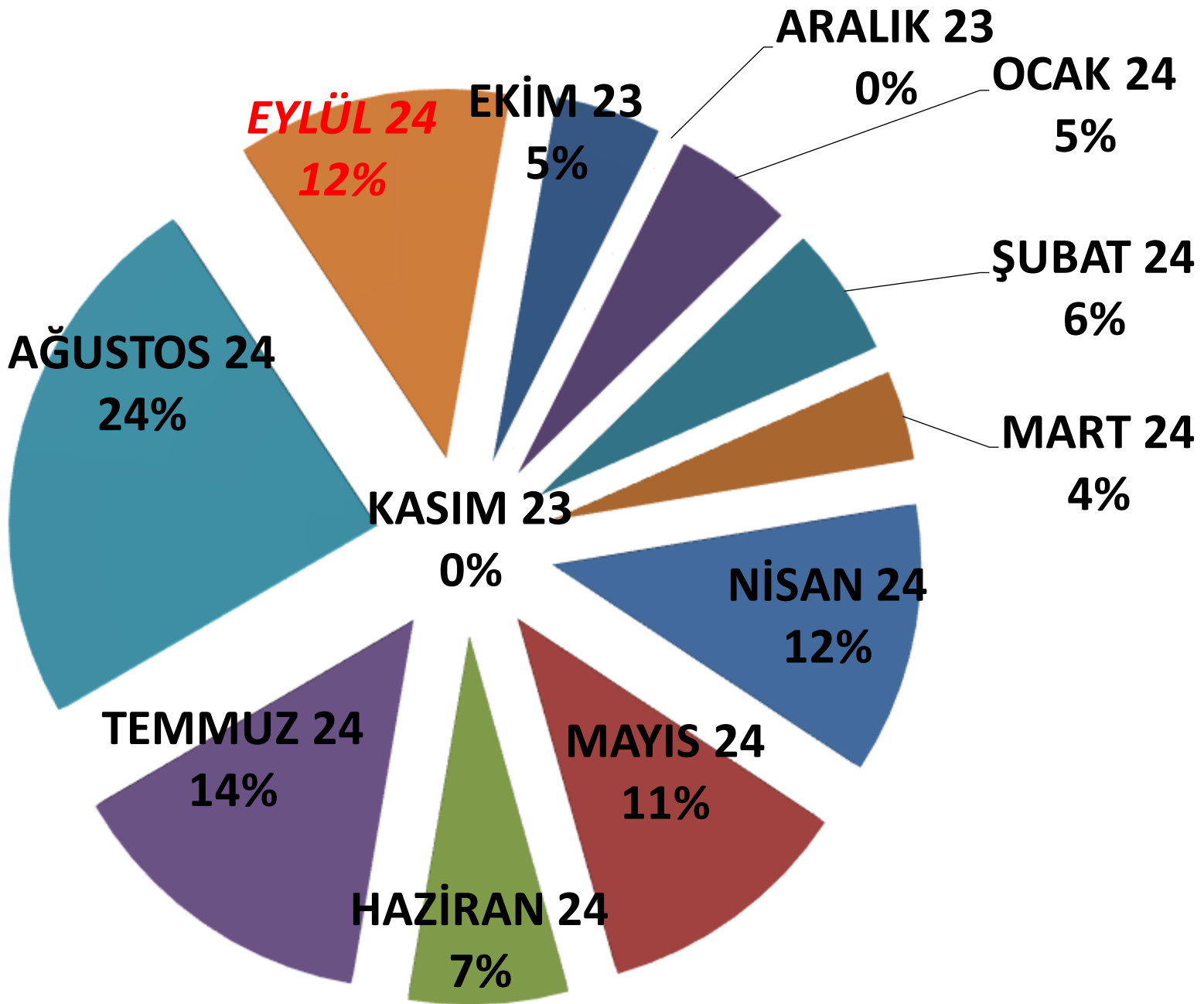
<b>ORTALAMA FİYAT</b>	<b>2022 EYLÜL</b>	<b>2023 EYLÜL</b>		<b>2024 EYLÜL</b>	
MTS	48,05 TL	58%	76,16 TL	10%	83,87 TL
TTS	45,86 TL	75%	80,41 TL	12%	89,78 TL

# AYLIK MAVİ HAŞHAŞ FİYAT TRENDİ (TL)



# AYLIK MAVİ HAŞHAŞ İŞLEM MİKTARI (TON)

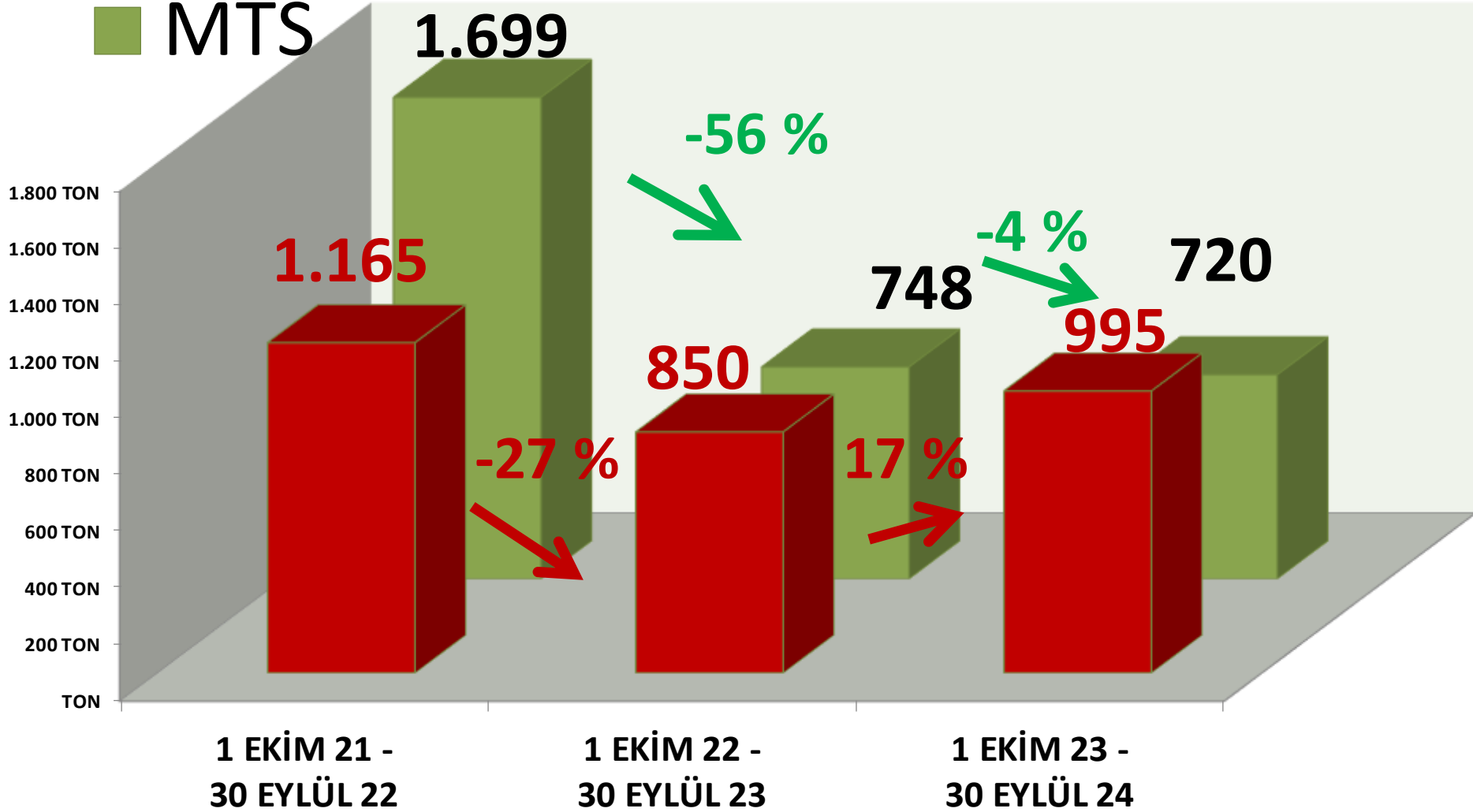




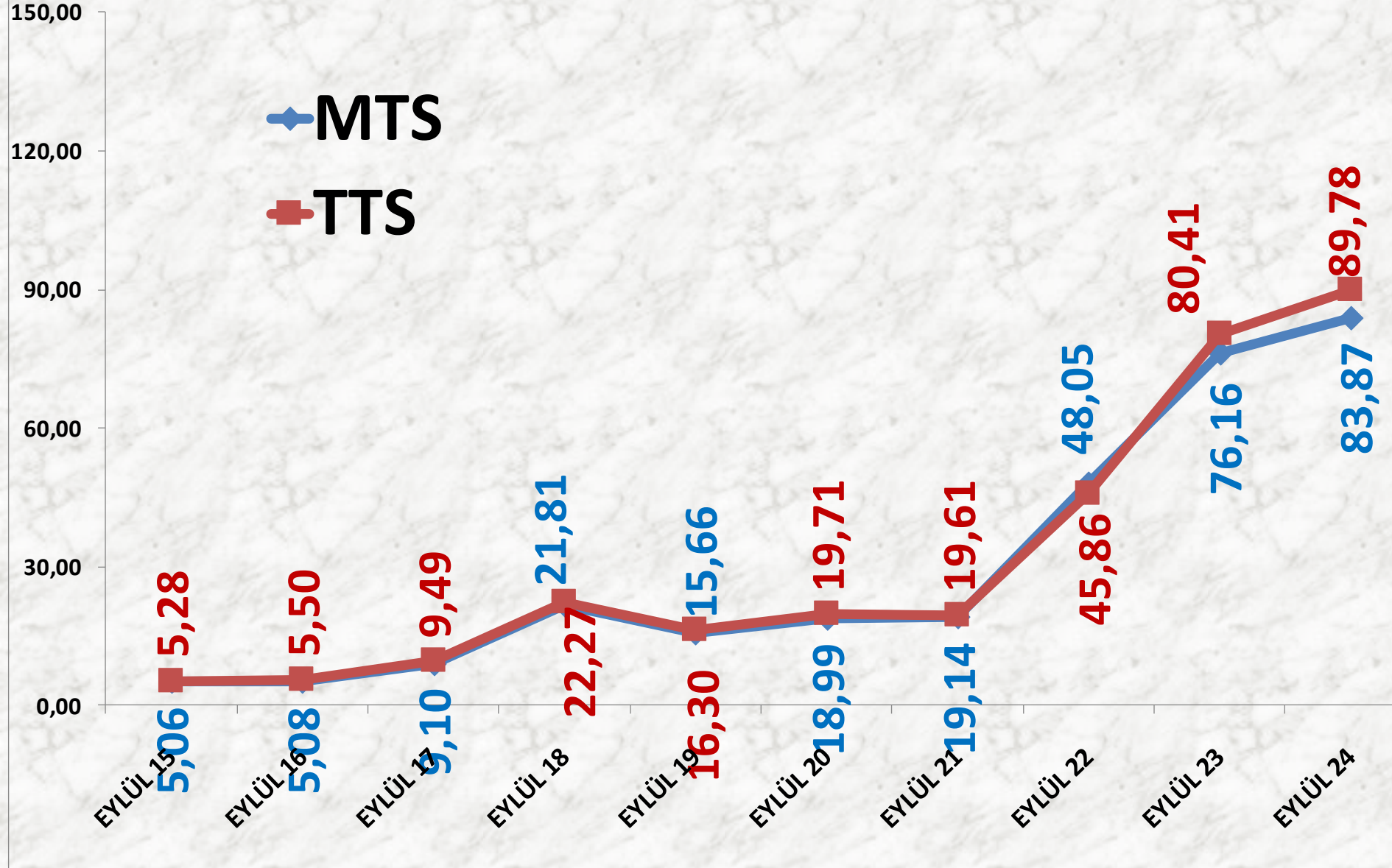
## AYLIK MAVİ MTS İŞLEM MİKTARI ORANLARI

# TTS YILLIK MAVİ HAŞHAŞ İŞLEM MİKTARI

■ MTS



# EYLÜL AYLARI MAVİ HAŞHAŞ FİYAT TRENDİ (TL)



# KÜTLÜ PAMUK

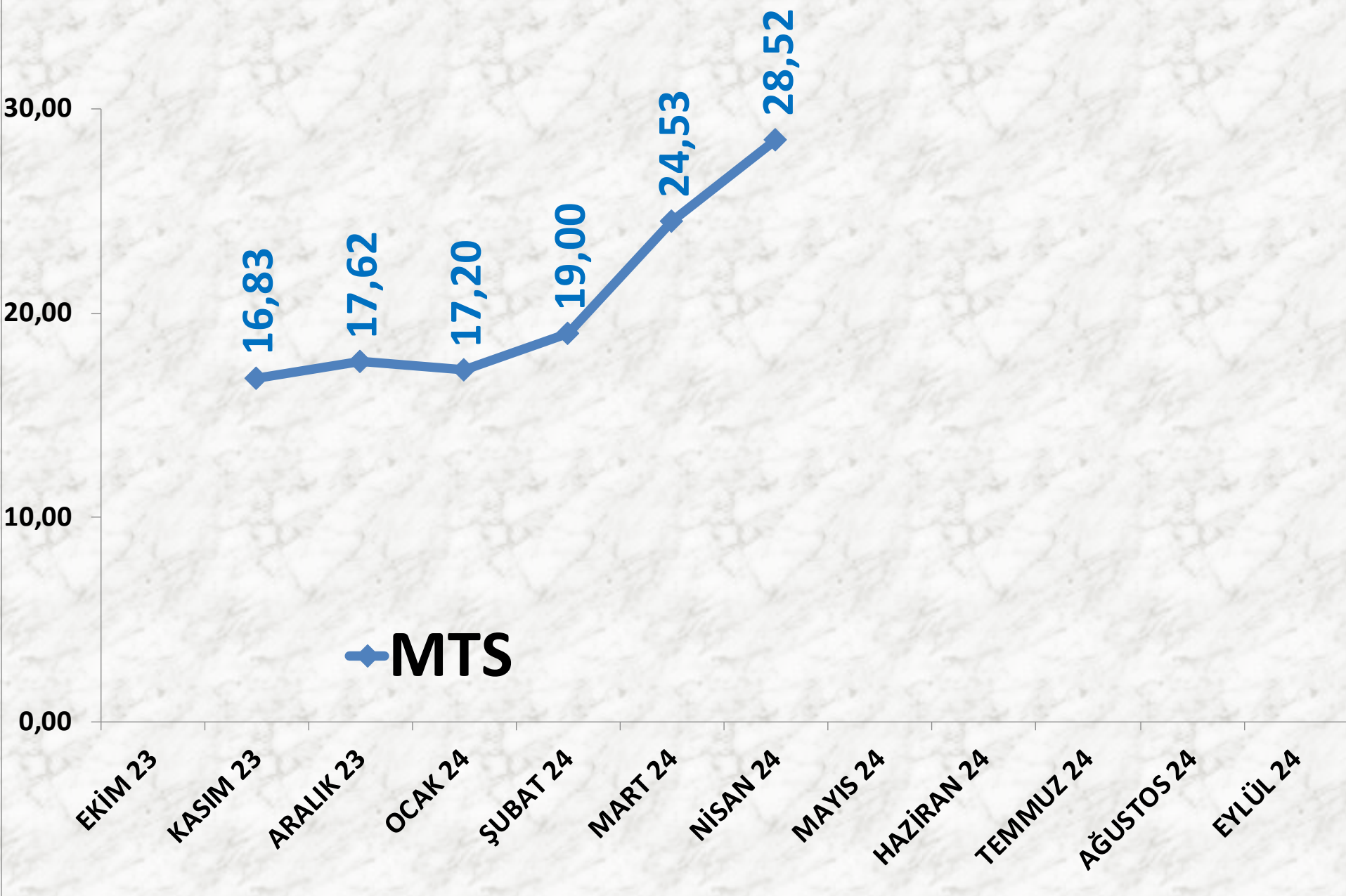
<b>İŞLEM MİKTARI TON</b>	<b>2022 EYLÜL</b>	<b>2023 EYLÜL</b>		<b>2024 EYLÜL</b>	
<b>MTS</b>	<b>0</b>	-	<b>0</b>	-	<b>0</b>

<b>EN AZ FİYAT</b>	<b>2022 EYLÜL</b>	<b>2023 EYLÜL</b>		<b>2024 EYLÜL</b>	
<b>MTS</b>	-	-	-	-	-

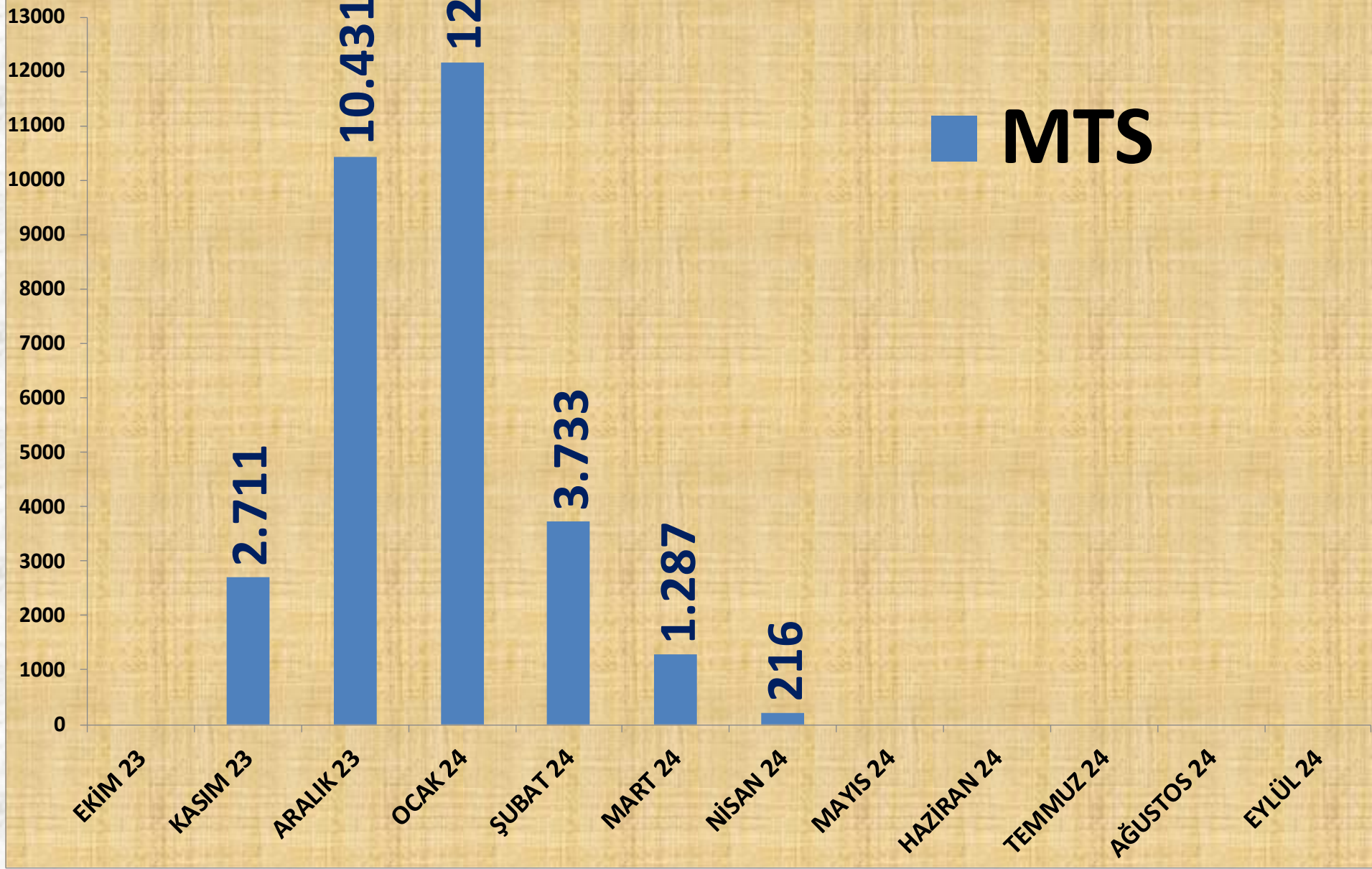
<b>EN ÇOK FİYAT</b>	<b>2022 EYLÜL</b>	<b>2023 EYLÜL</b>		<b>2024 EYLÜL</b>	
<b>MTS</b>	-	-	-	-	-

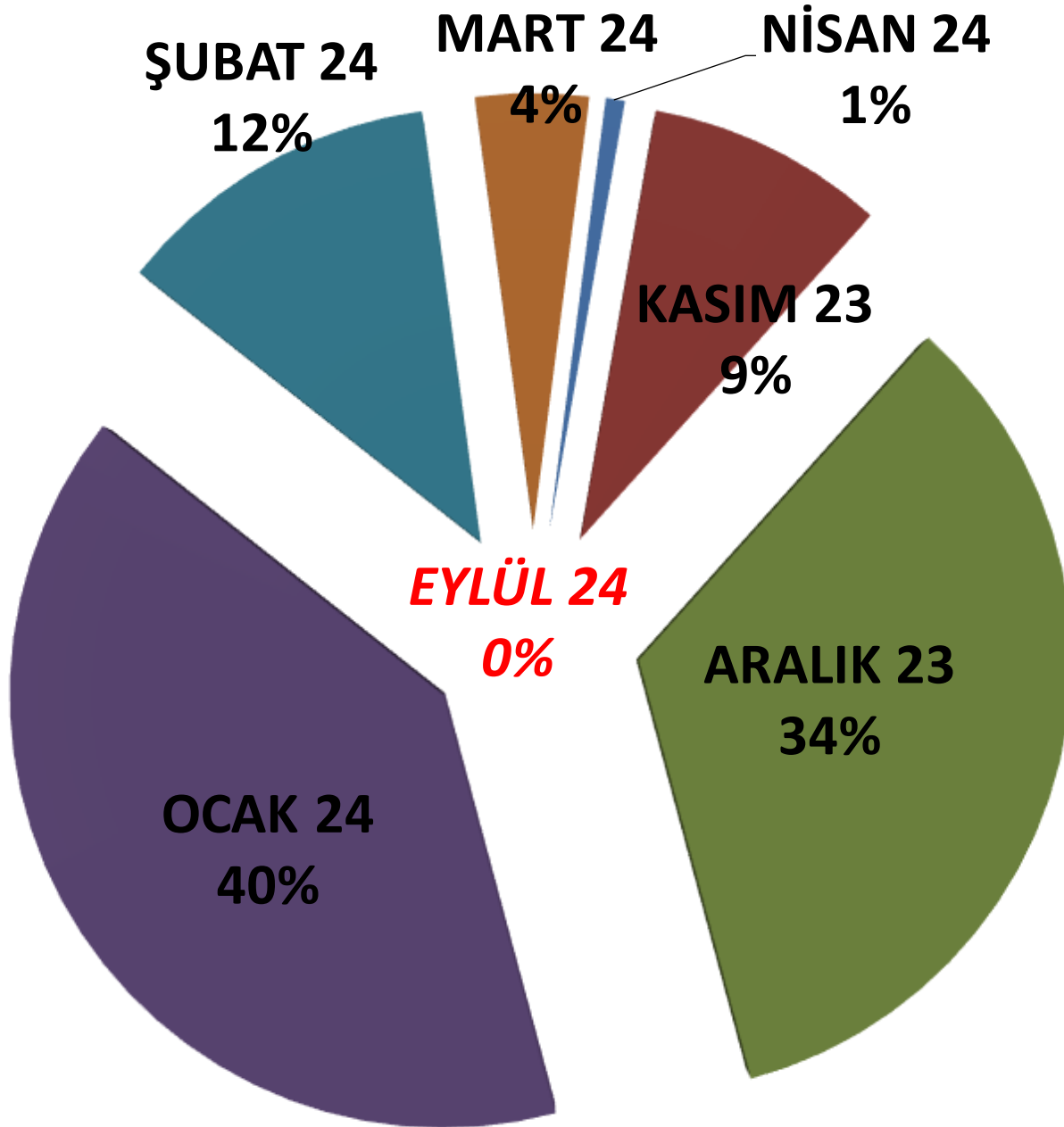
<b>ORTALAMA FİYAT</b>	<b>2022 EYLÜL</b>	<b>2023 EYLÜL</b>		<b>2024 EYLÜL</b>	
<b>MTS</b>	-	-	-	-	-

# AYLIK KÜTLÜ PAMUK FİYAT TRENDİ (TL)



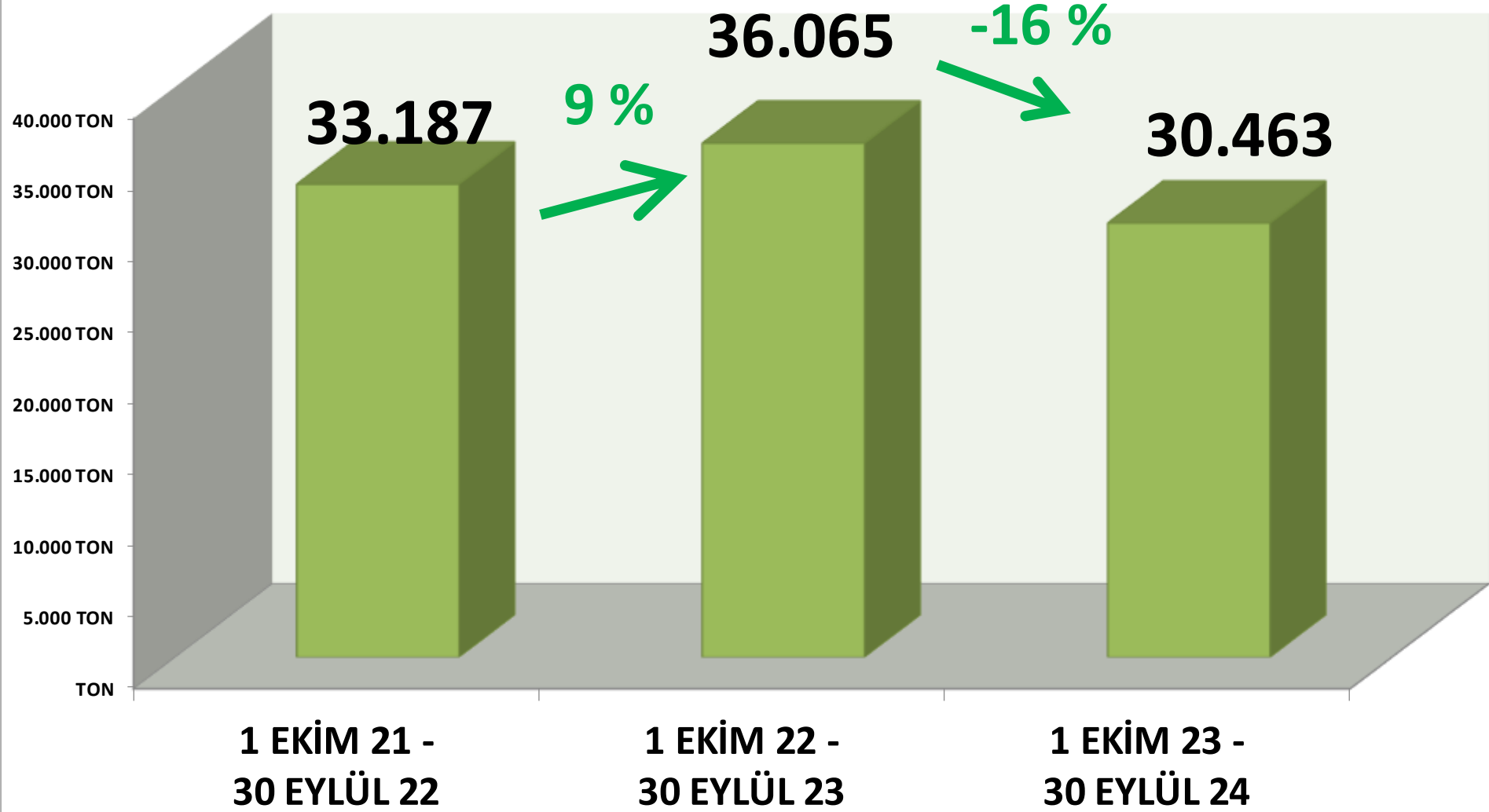
# AYLIK KÜTLÜ BAMUK İŞLEM MİKTARI (TON)






**AYLIK KÜTLÜ PAMUK MTS İŞLEM MİKTARI ORANLARI**

# YILLIK KÜTLÜ PAMUK İŞLEM MİKTARI



# EYLÜL AYLARI ÇİĞİTLİ PAMUK FİYAT TRENDİ (TL)



# MAHLIÇ PAMUK

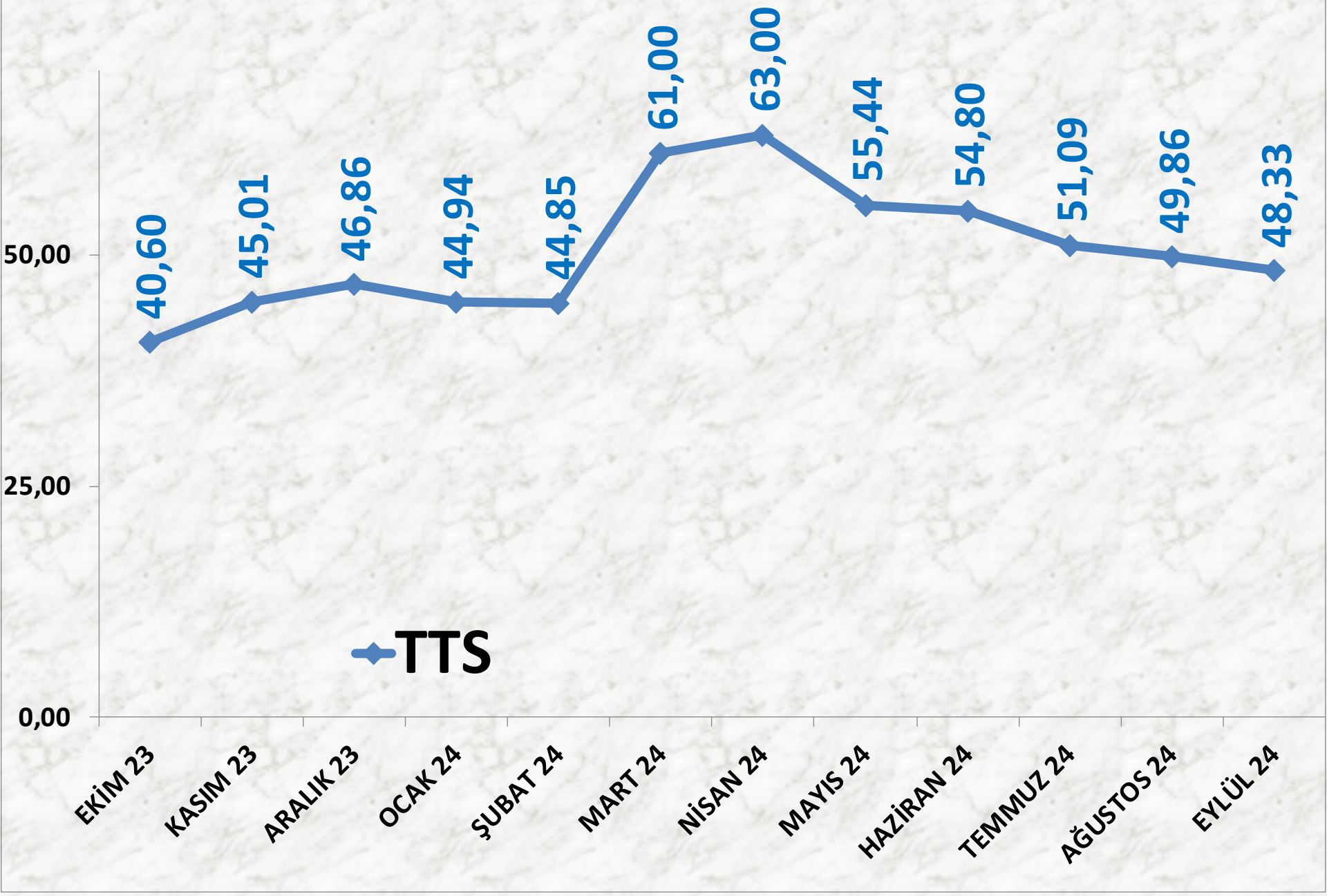
<b>İŞLEM MİKTARI TON</b>	<b>2022 EYLÜL</b>	<b>2023 EYLÜL</b>		<b>2024 EYLÜL</b>	
MTS	316 TON	292%	1.240 TON	-87%	158 TON

<b>EN AZ FİYAT</b>	<b>2022 EYLÜL</b>	<b>2023 EYLÜL</b>		<b>2024 EYLÜL</b>	
MTS	49,75 TL	-16%	42,00 TL	14%	48,00 TL

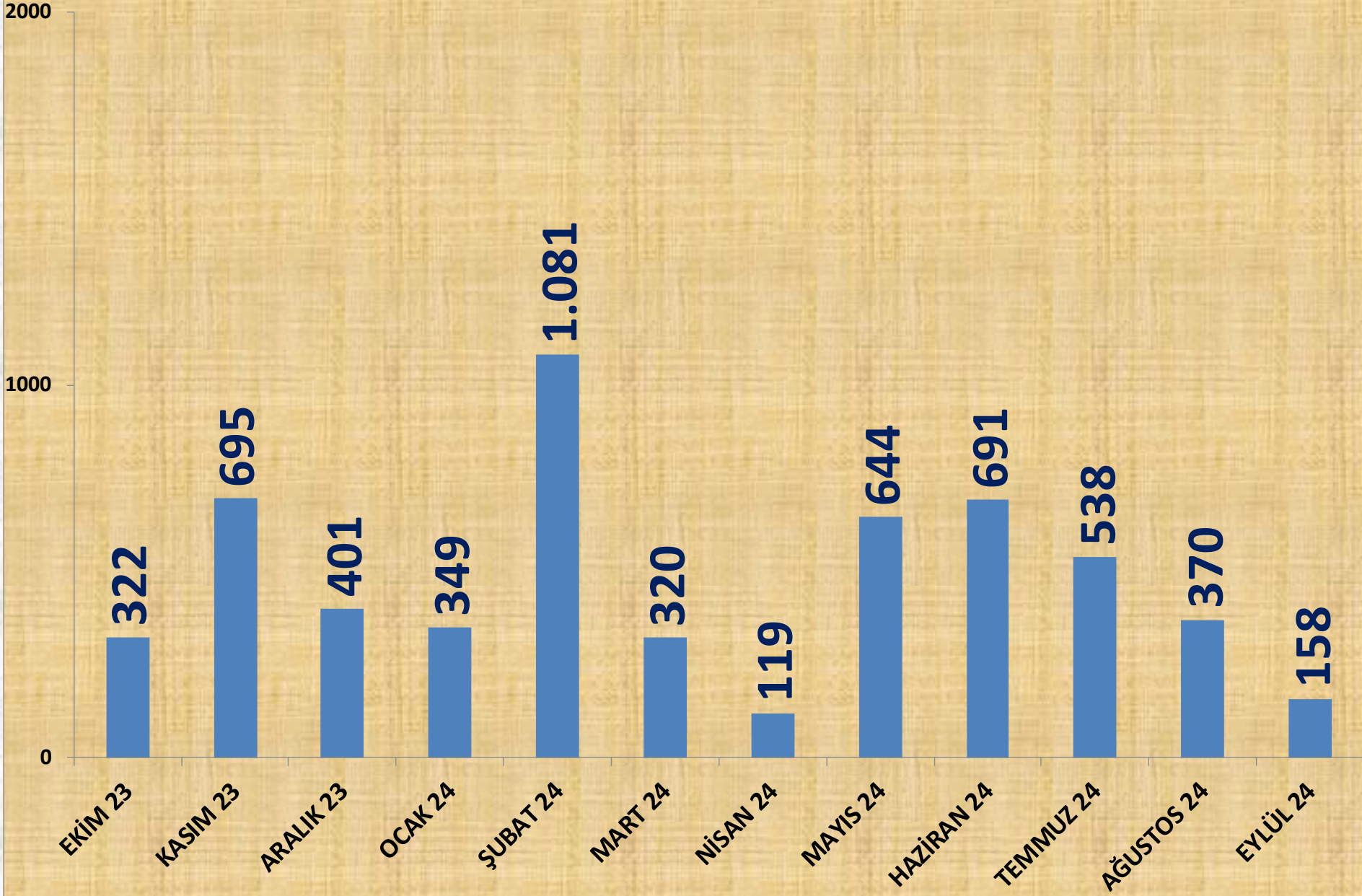
<b>EN ÇOK FİYAT</b>	<b>2022 EYLÜL</b>	<b>2023 EYLÜL</b>		<b>2024 EYLÜL</b>	
MTS	52,00 TL	-12%	46,00 TL	7%	49,00 TL

<b>ORTALAMA FİYAT</b>	<b>2022 EYLÜL</b>	<b>2023 EYLÜL</b>		<b>2024 EYLÜL</b>	
MTS	51,19 TL	-13%	44,51 TL	9%	48,33 TL

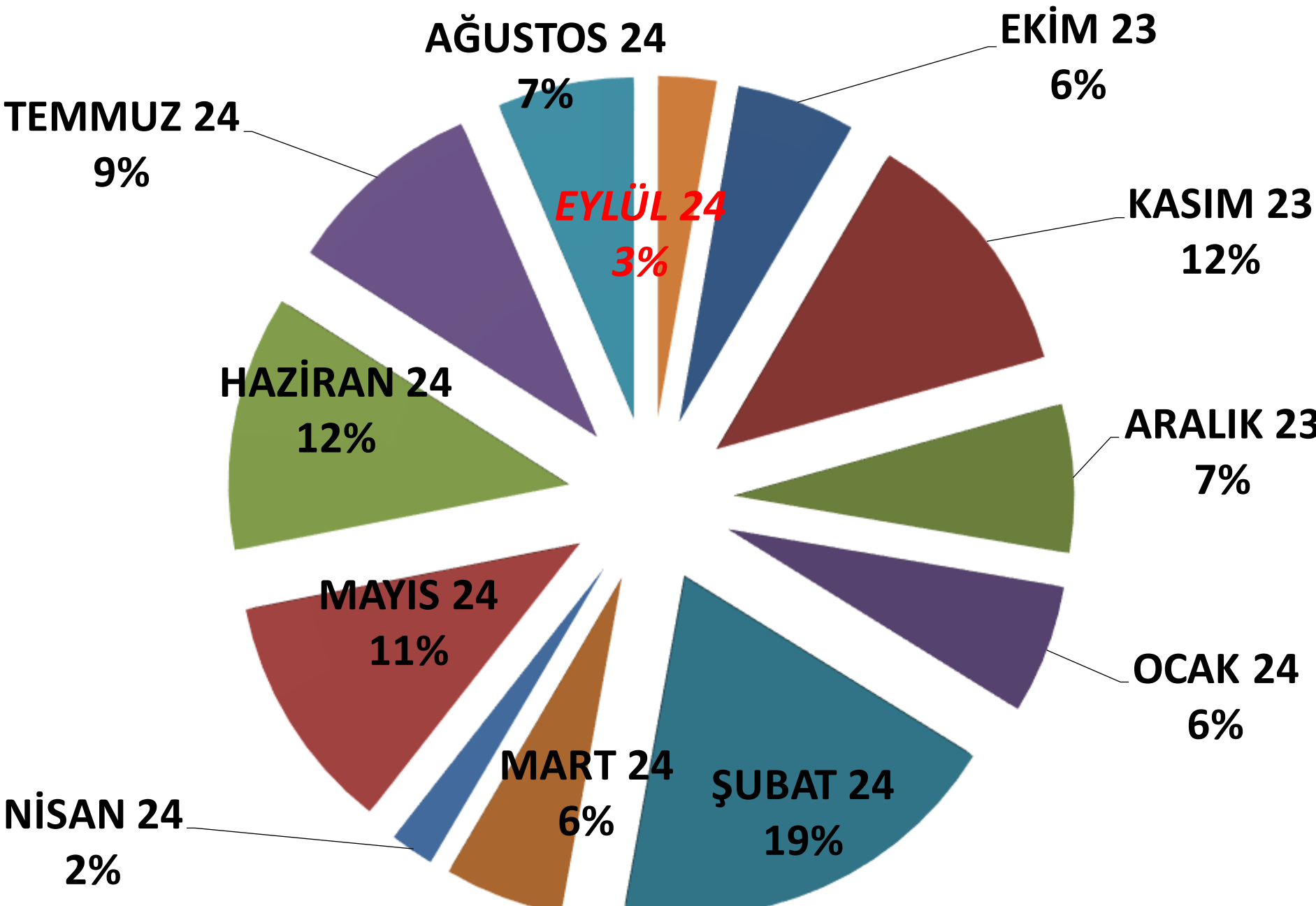
# AYLIK MAHLIÇ PAMUK FİYAT TRENDİ (TL)



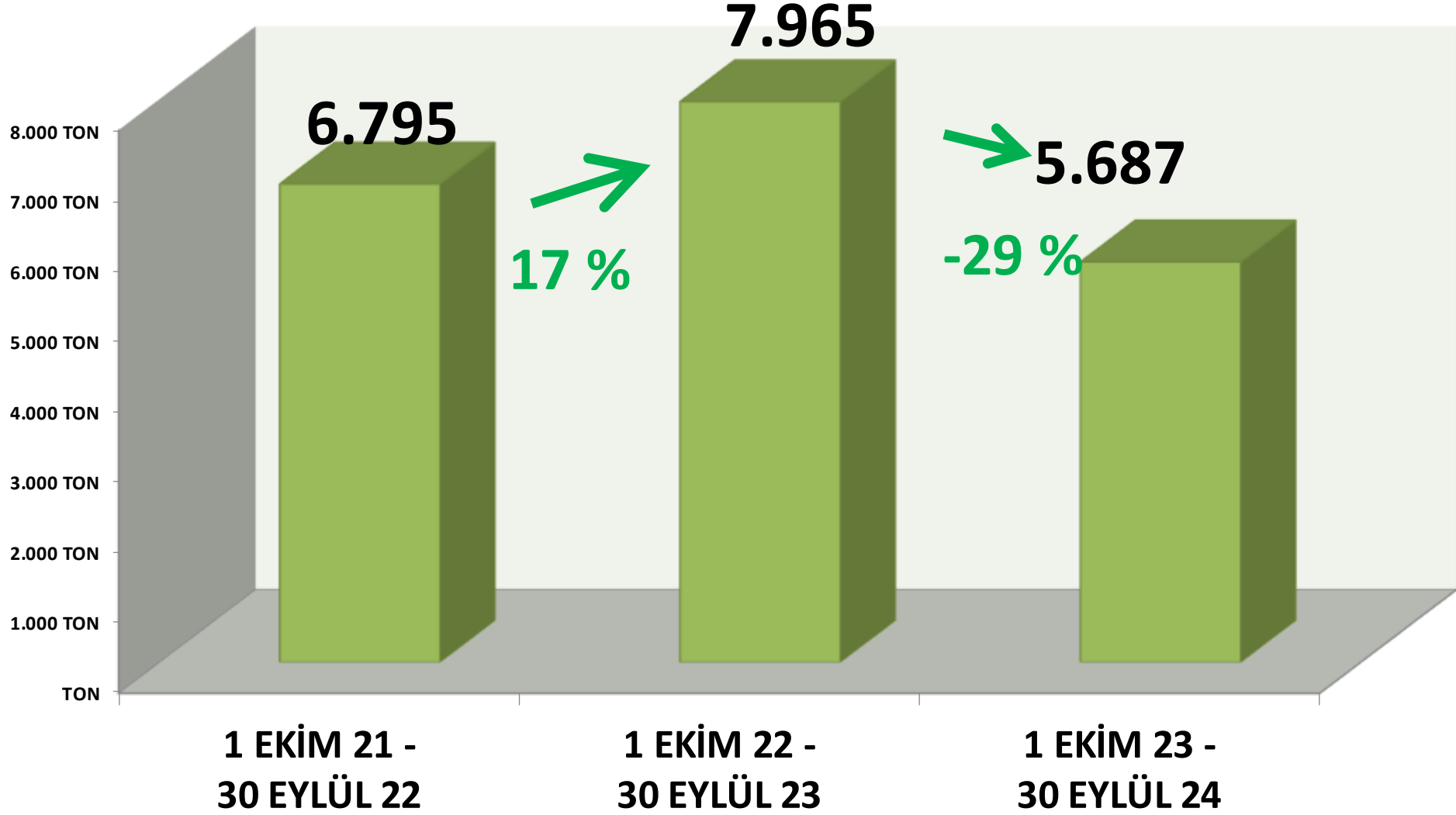
# AYLIK MAHLIÇ PAMUK İŞLEM MİKTARI (TON)



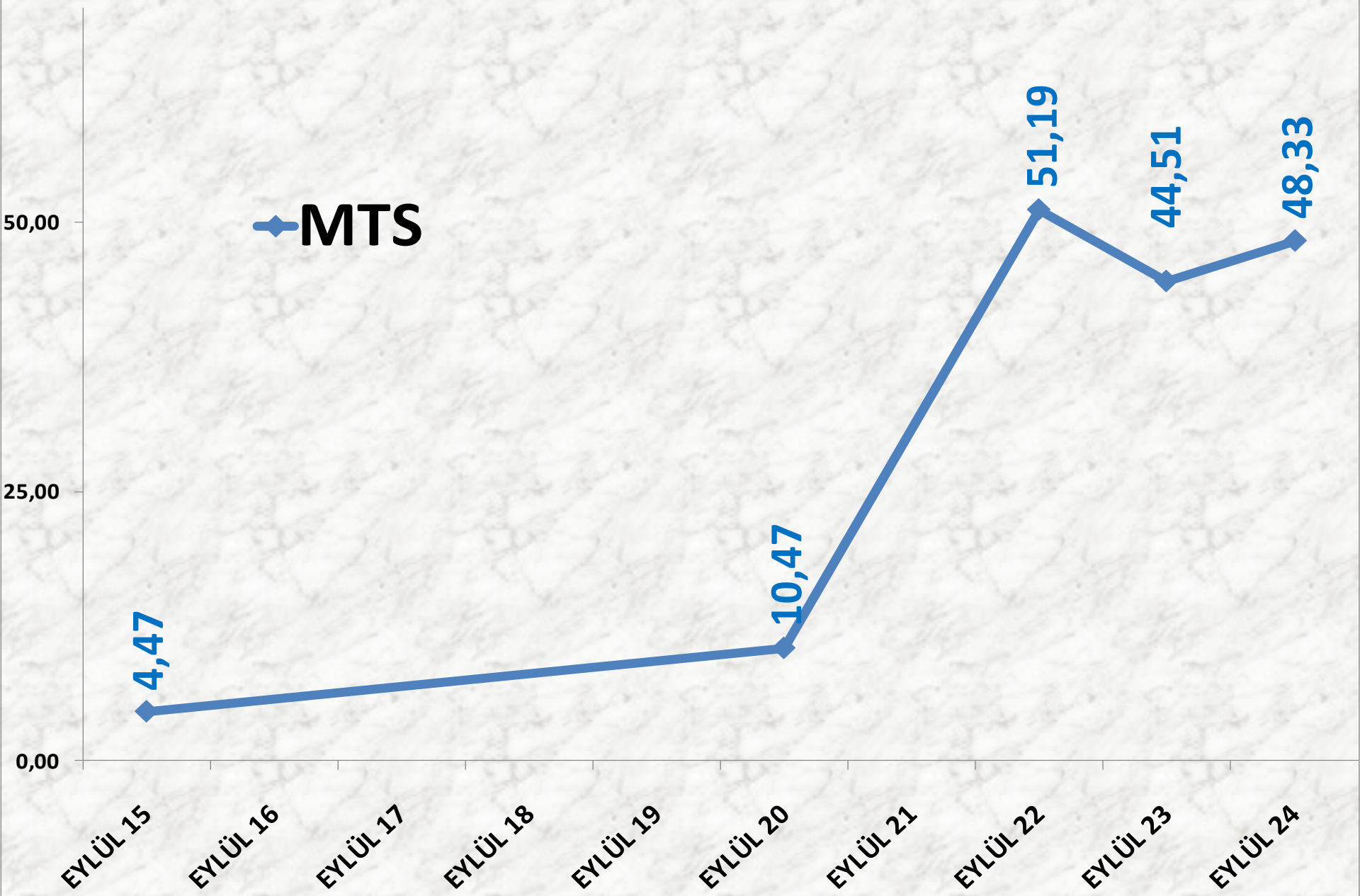
**AYLIK MAHLIÇ PAMUK MTS İŞLEM MİKTARI ORANLARI**



# YILLIK MAHLIÇ PAMUK İŞLEM MİKTARI



# EYLÜL AYLARI MAHLIÇ PAMUK FİYAT TRENDİ (TL)



# KEKİK

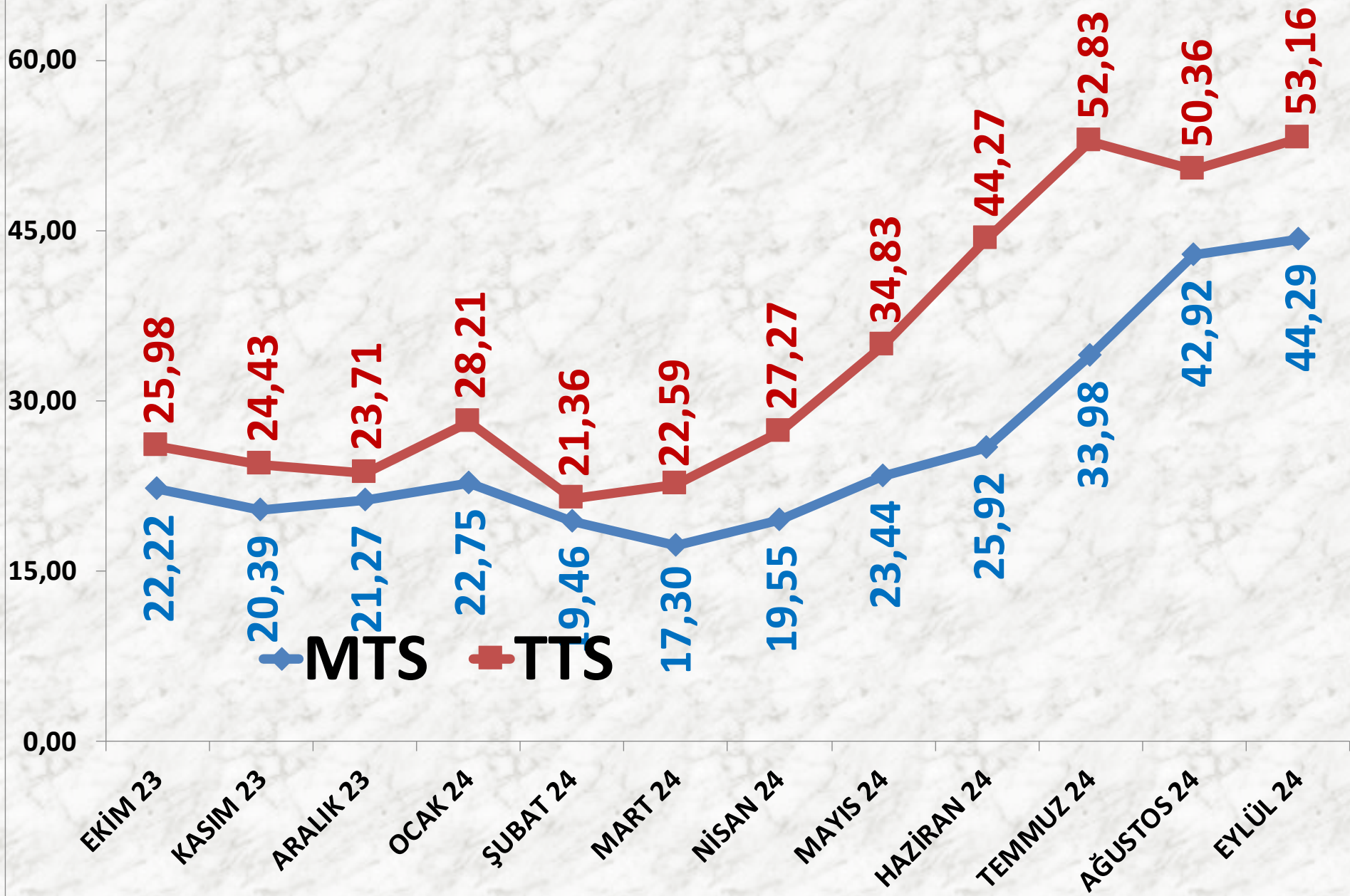
<b>İŞLEM MİKTARI TON</b>	<b>2022 EYLÜL</b>	<b>2023 EYLÜL</b>		<b>2024 EYLÜL</b>	
MTS	1.519 TON	51%	2.294 TON	-24%	1.734 TON
TTS	1.386 TON	25%	1.731 TON	-3%	1.686 TON

<b>EN AZ FİYAT</b>	<b>2022 EYLÜL</b>	<b>2023 EYLÜL</b>		<b>2024 EYLÜL</b>	
MTS	26,32 TL	-32%	18,00 TL	61%	29,00 TL
TTS	26,50 TL	-65%	9,25 TL	116%	20,00 TL

<b>EN ÇOK FİYAT</b>	<b>2022 EYLÜL</b>	<b>2023 EYLÜL</b>		<b>2024 EYLÜL</b>	
MTS	38,42 TL	-5%	36,42 TL	92%	70,00 TL
TTS	75,00 TL	0%	75,00 TL	60%	120,00 TL

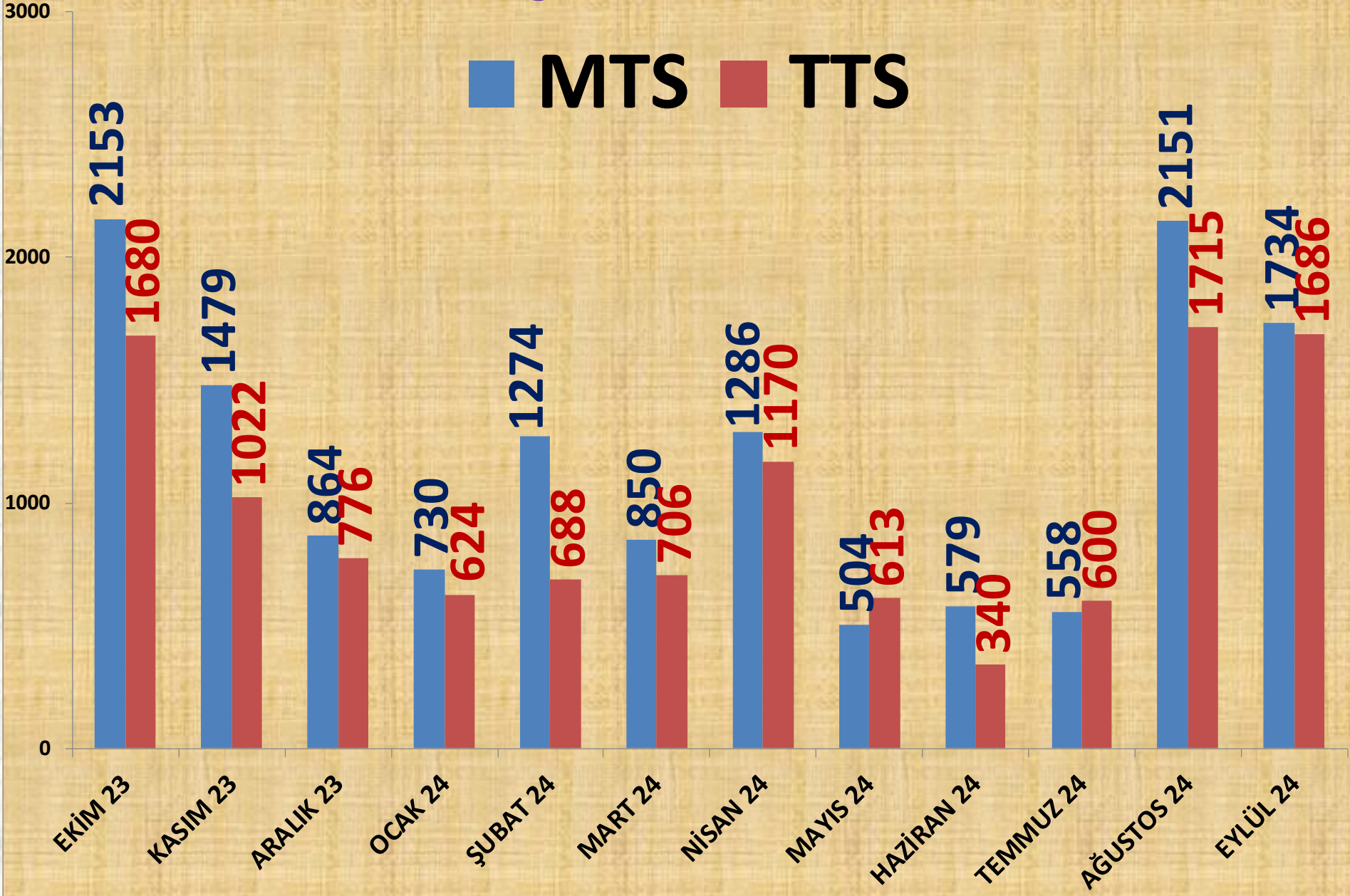
<b>ORTALAMA FİYAT</b>	<b>2022 EYLÜL</b>	<b>2023 EYLÜL</b>		<b>2024 EYLÜL</b>	
MTS	29,70 TL	-12%	26,03 TL	70%	44,29 TL
TTS	32,35 TL	-14%	27,86 TL	91%	53,16 TL

# AYLIK KEKİK FİYAT TRENDİ (TL)



# AYLIK KEKİK İŞLEM MİKTARI (TON)

■ MTS ■ TTS



**EYLÜL 24**

**12%**

**EKİM 23**

**15%**

**AĞUSTOS 24**

**15%**

**KASIM 23**

**11%**

**TEMMUZ 24**

**4%**

**ARALIK 23**

**6%**

**HAZİRAN 24**

**4%**

**OCAK 24**

**5%**

**MAYIS 24**

**4%**

**NİSAN 24**

**9%**

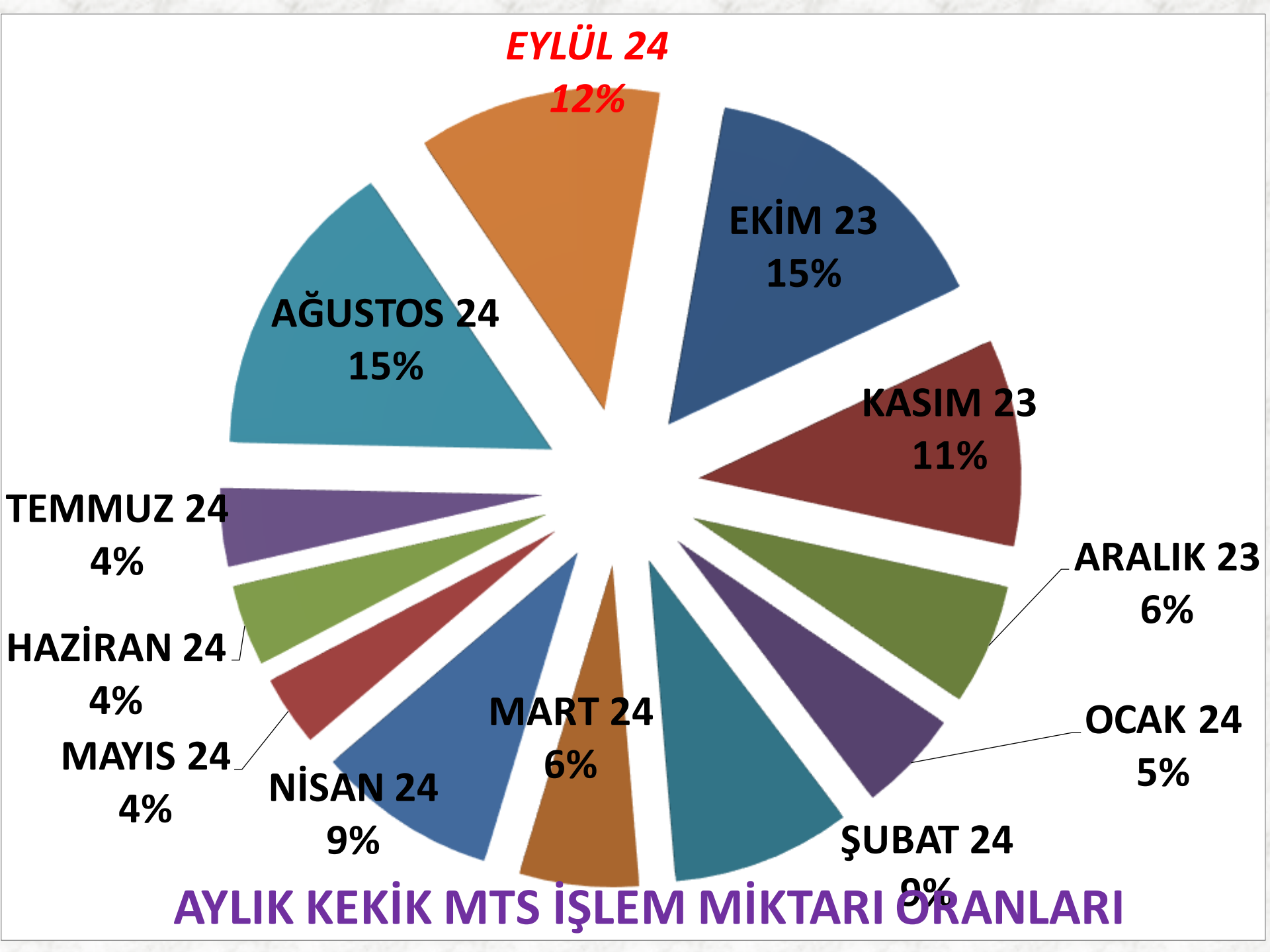
**MART 24**

**6%**

**ŞUBAT 24**

**9%**

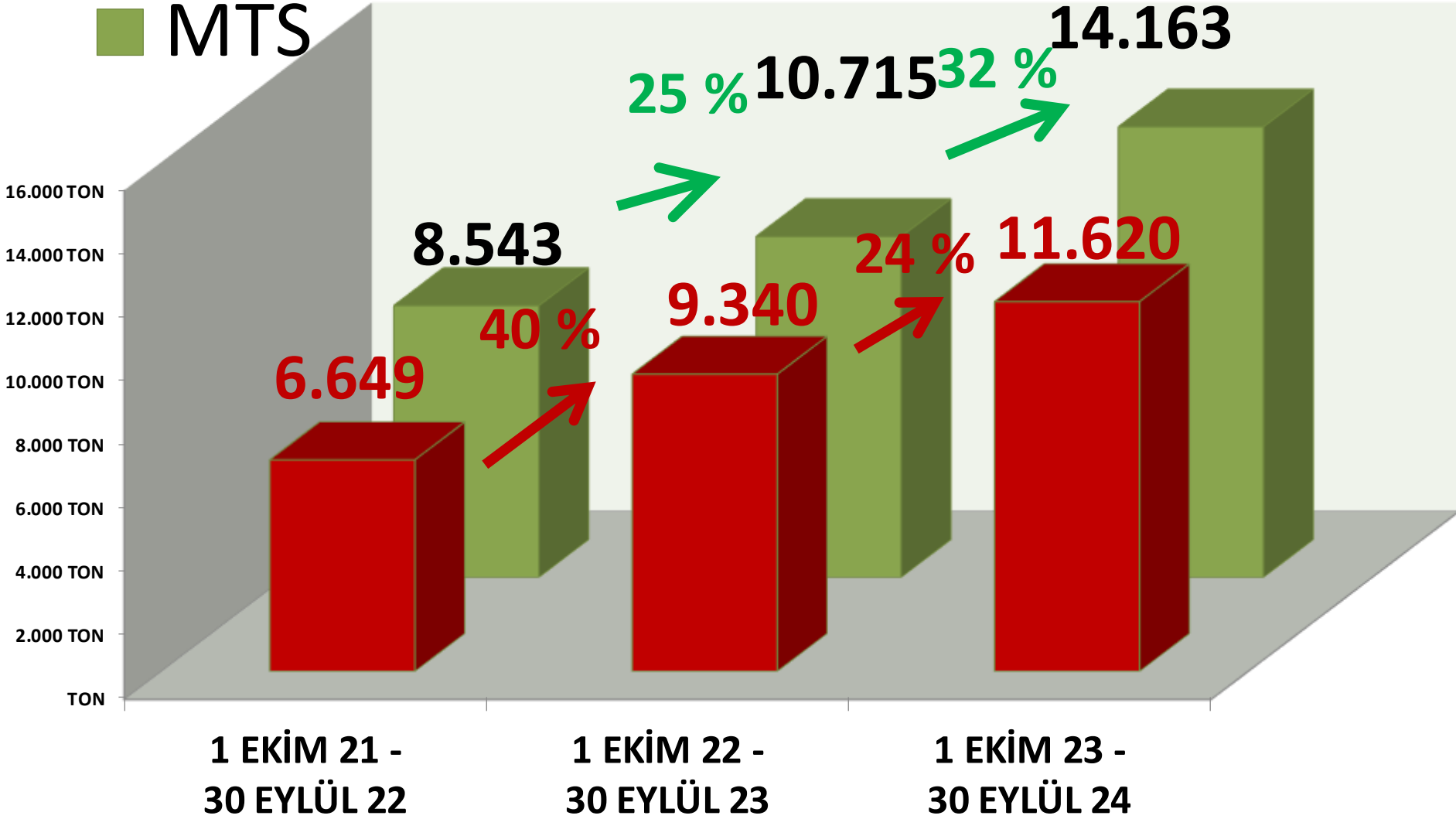
**AYLIK KEKİK MTS İŞLEM MİKTARI ORANLARI**



■ TTS

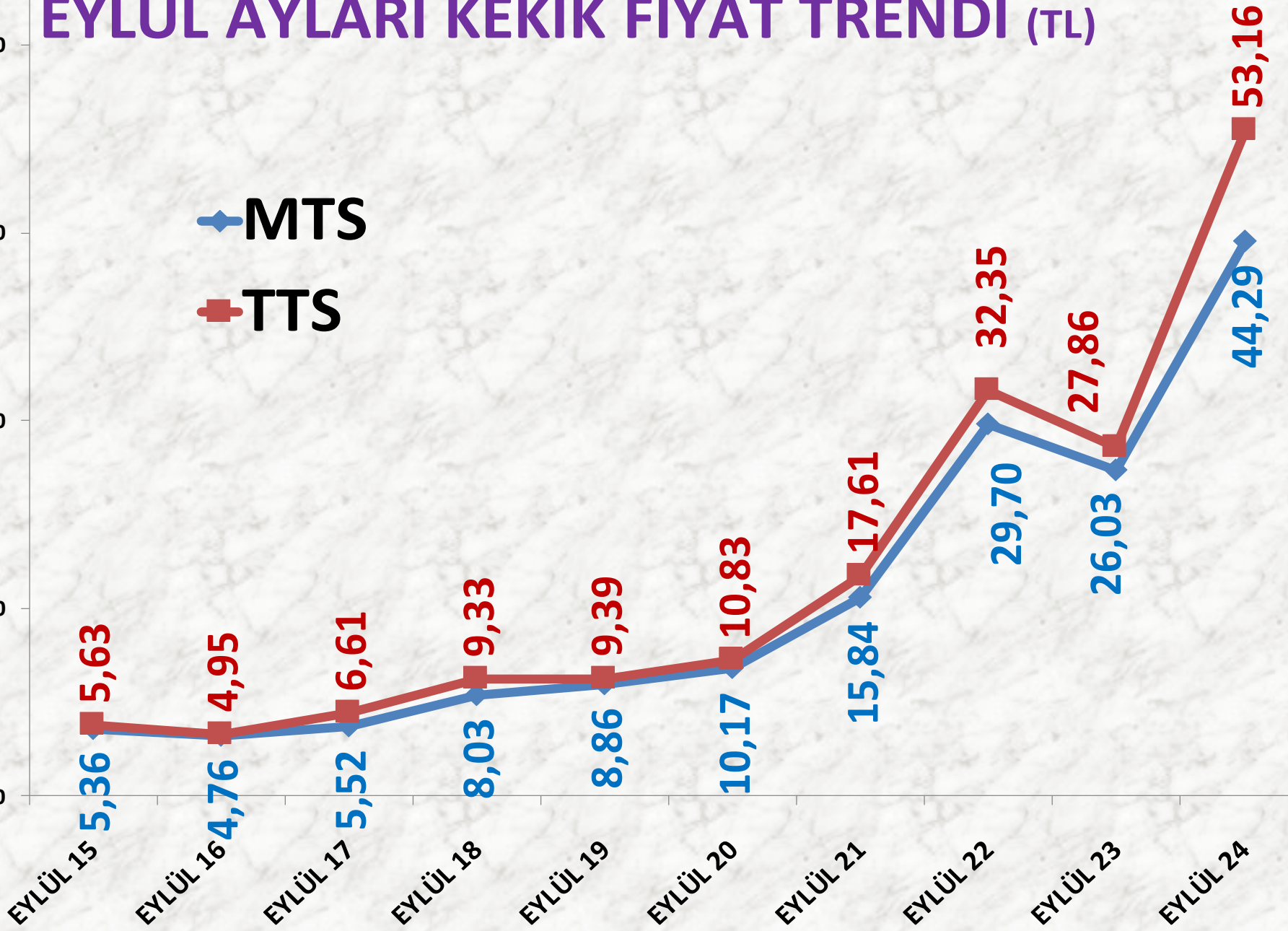
# YILLIK KEKİK İŞLEM MİKTARI (TON)

■ MTS



# EYLÜL AYLARI KEKİK FİYAT TRENDİ (TL)

◆ MTS  
■ TTS



# ANASON

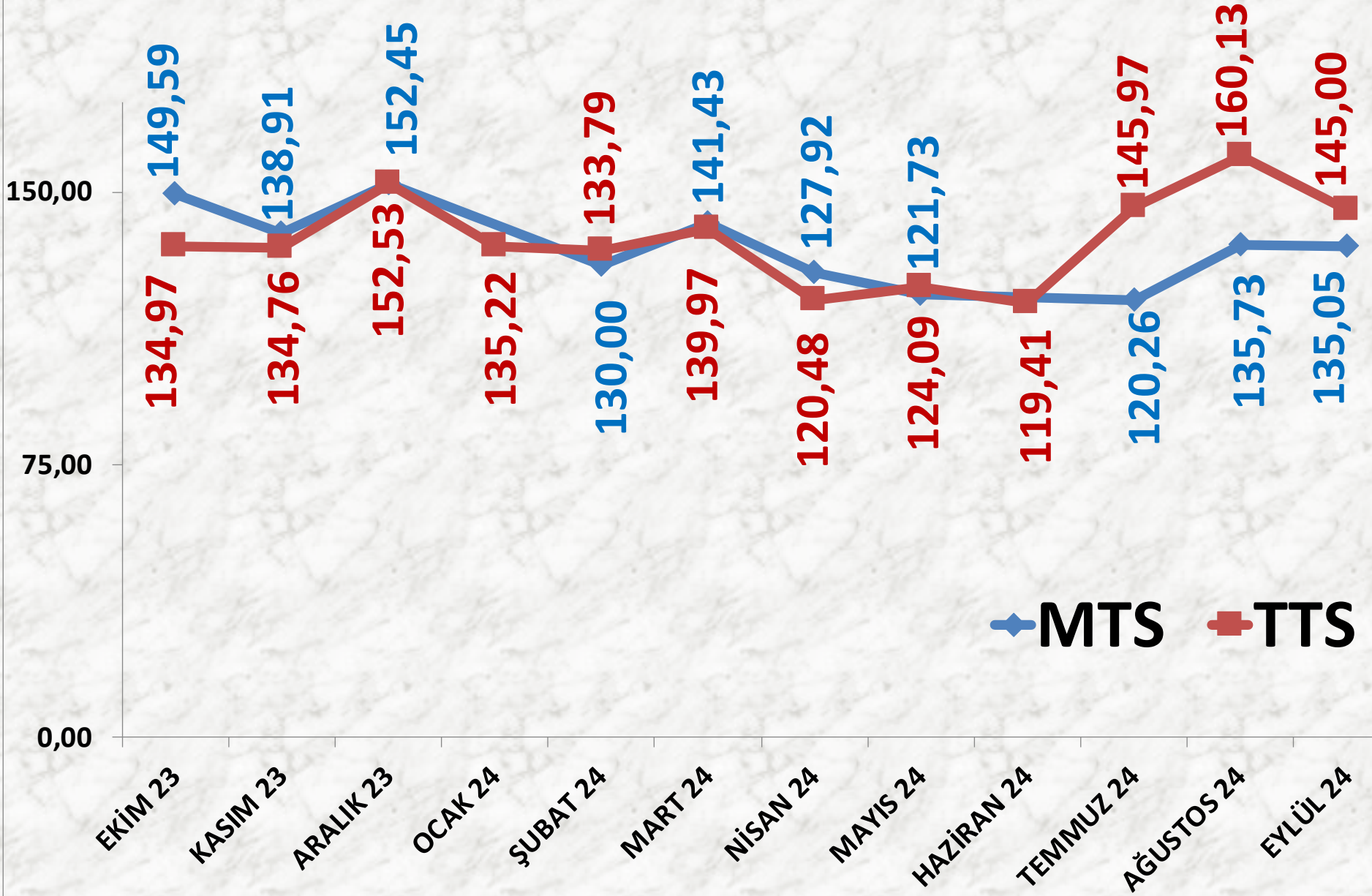
<b>İŞLEM MİKTARI TON</b>	<b>2022 EYLÜL</b>	<b>2023 EYLÜL</b>		<b>2024 EYLÜL</b>	
MTS	86 TON	-72%	24 TON	487%	141 TON
TTS	10 TON	37%	14 TON	657%	105 TON

<b>EN AZ FİYAT</b>	<b>2022 EYLÜL</b>	<b>2023 EYLÜL</b>		<b>2024 EYLÜL</b>	
MTS	65,00 TL	95%	126,60 TL	-3%	123,00 TL
TTS	75,57 TL	94%	146,68 TL	-1%	145,00 TL

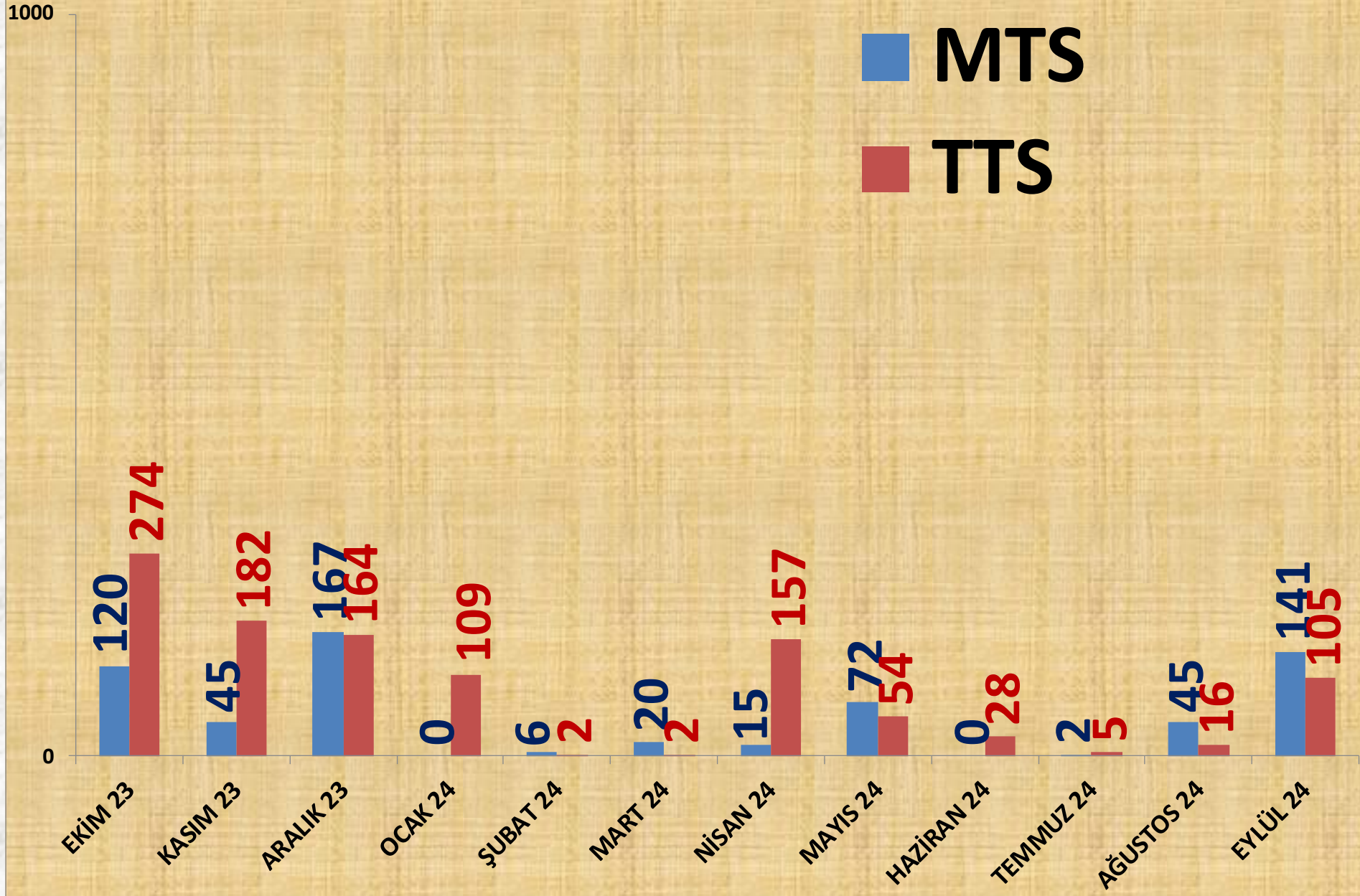
<b>EN ÇOK FİYAT</b>	<b>2022 EYLÜL</b>	<b>2023 EYLÜL</b>		<b>2024 EYLÜL</b>	
MTS	102,15 TL	104%	208,55 TL	-26%	154,44 TL
TTS	75,57 TL	94%	146,68 TL	-1%	145,00 TL

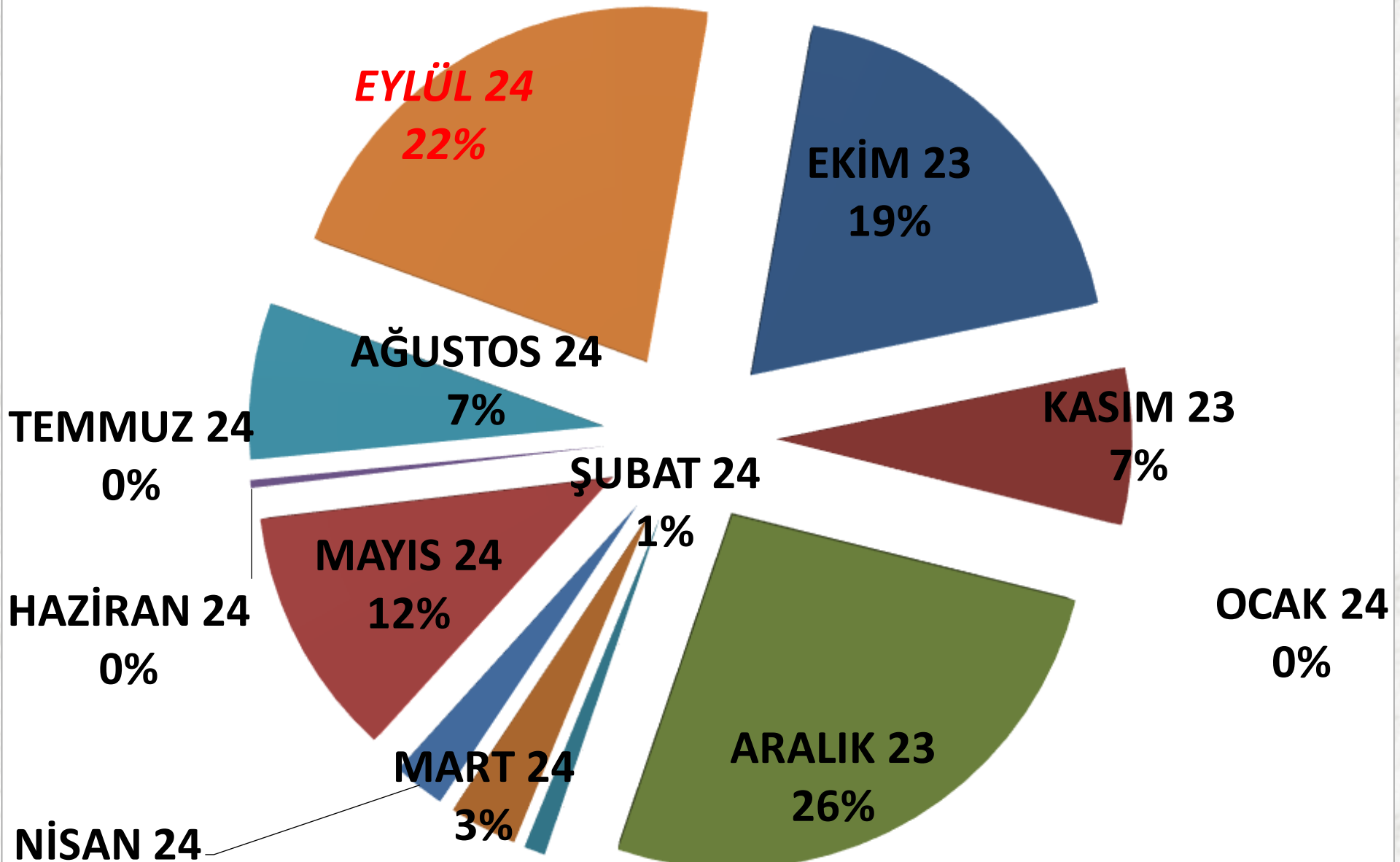
<b>ORTALAMA FİYAT</b>	<b>2022 EYLÜL</b>	<b>2023 EYLÜL</b>		<b>2024 EYLÜL</b>	
MTS	66,63 TL	115%	142,99 TL	-6%	135,05 TL
TTS	75,57 TL	94%	146,68 TL	-1%	145,00 TL

# AYLIK ANASON FİYAT TRENDİ (TL)



# AYLIK ANASON İŞLEM MİKTARI (TON)



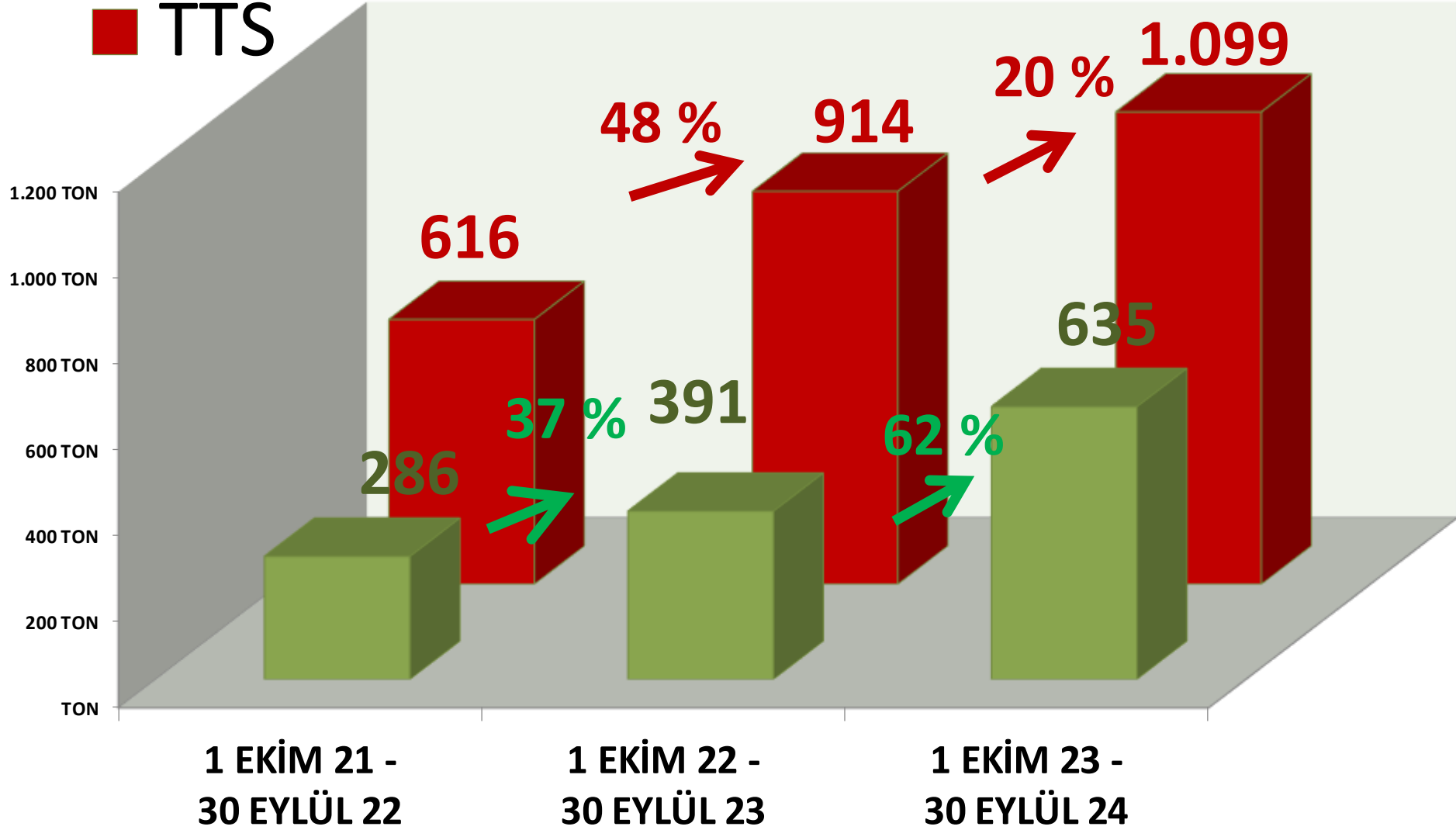


**AYLIK ANASON MTS İŞLEM MİKTARI ORANLARI**

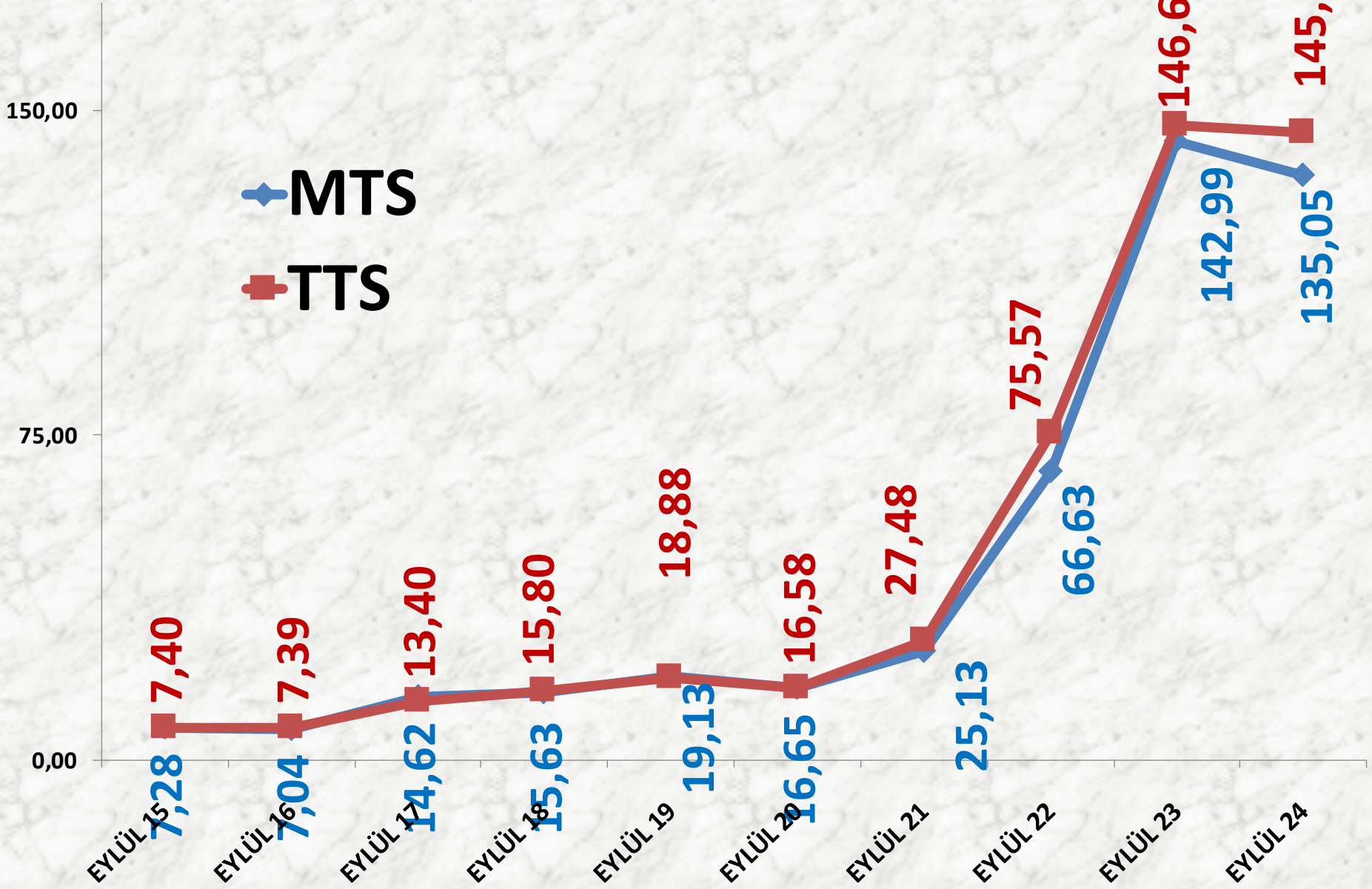
■ MTS

# YILLIK ANASON İŞLEM MİKTARI (TON)

■ TTS



# EYLÜL AYLARI ANASON FİYAT TRENDİ (TL)



# YAPRAK TÜTÜN

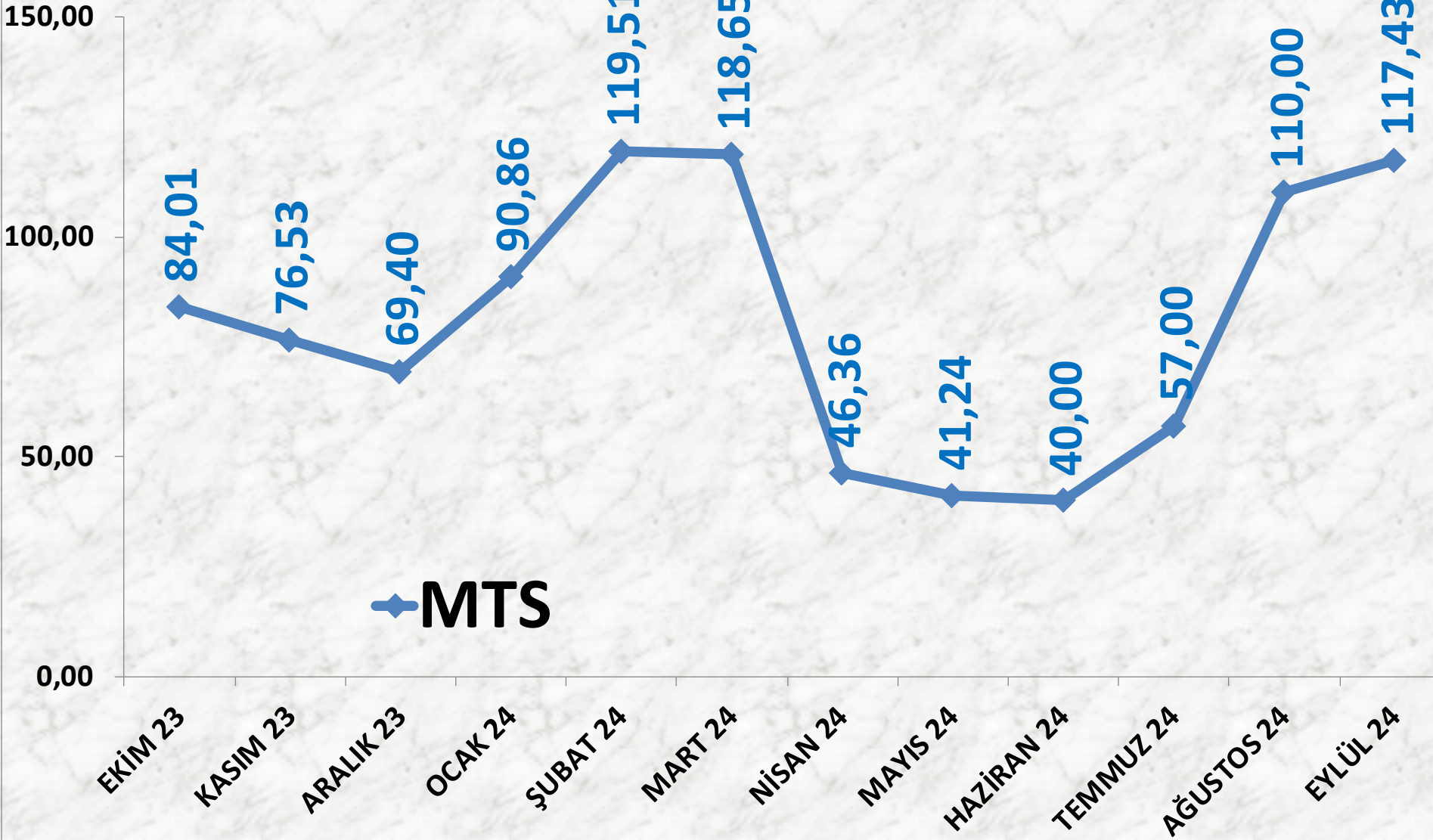
İŞLEM MİKTARI TON	2022 EYLÜL	2023 EYLÜL		2024 EYLÜL	
MTS	263 TON	-15%	223 TON	242%	763 TON

EN AZ FİYAT	2022 EYLÜL	2023 EYLÜL		2024 EYLÜL	
MTS	34,74 TL	29%	44,90 TL	-11%	40,00 TL

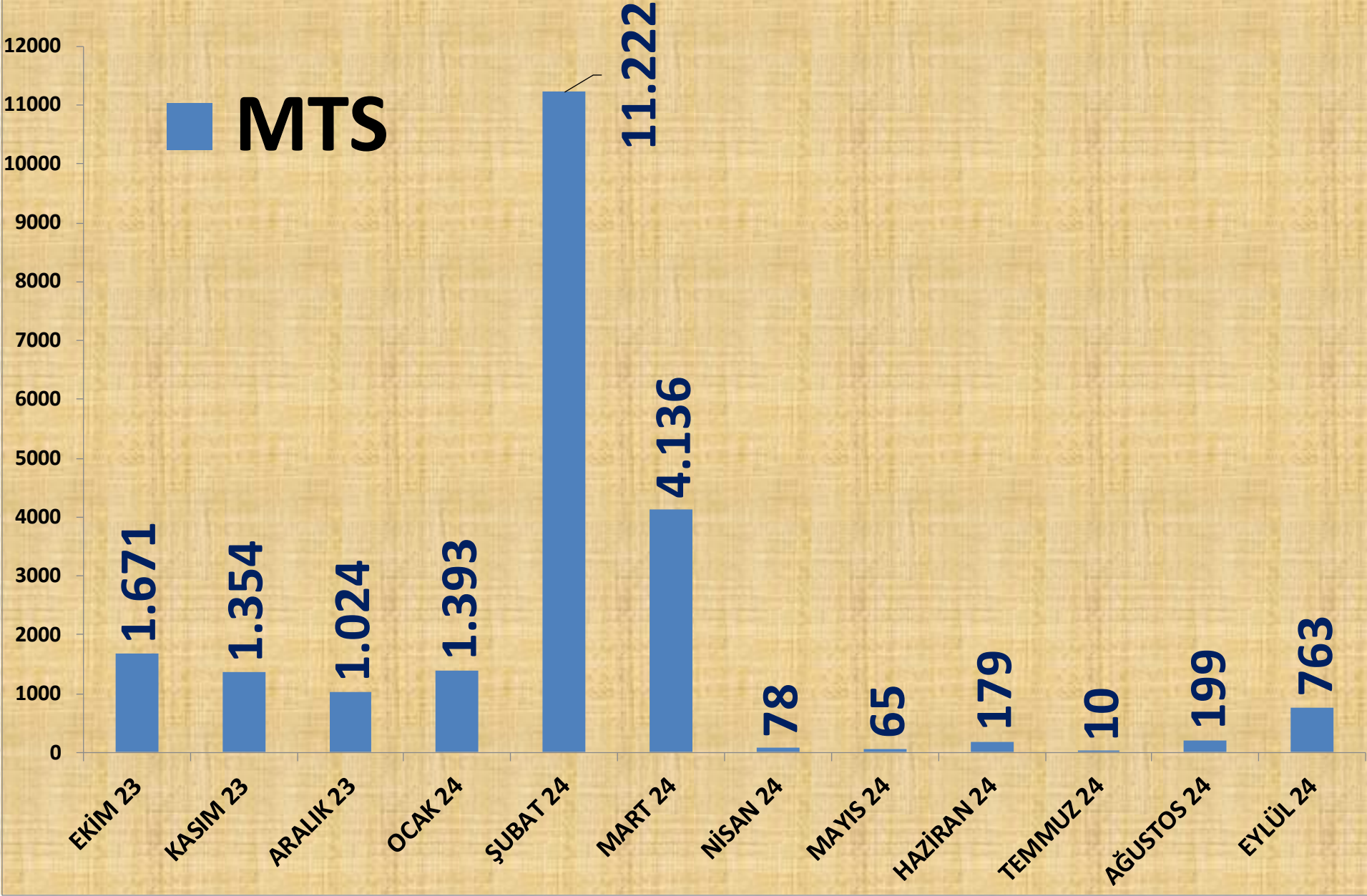
EN ÇOK FİYAT	2022 EYLÜL	2023 EYLÜL		2024 EYLÜL	
MTS	64,00 TL	33%	85,00 TL	57%	133,55 TL

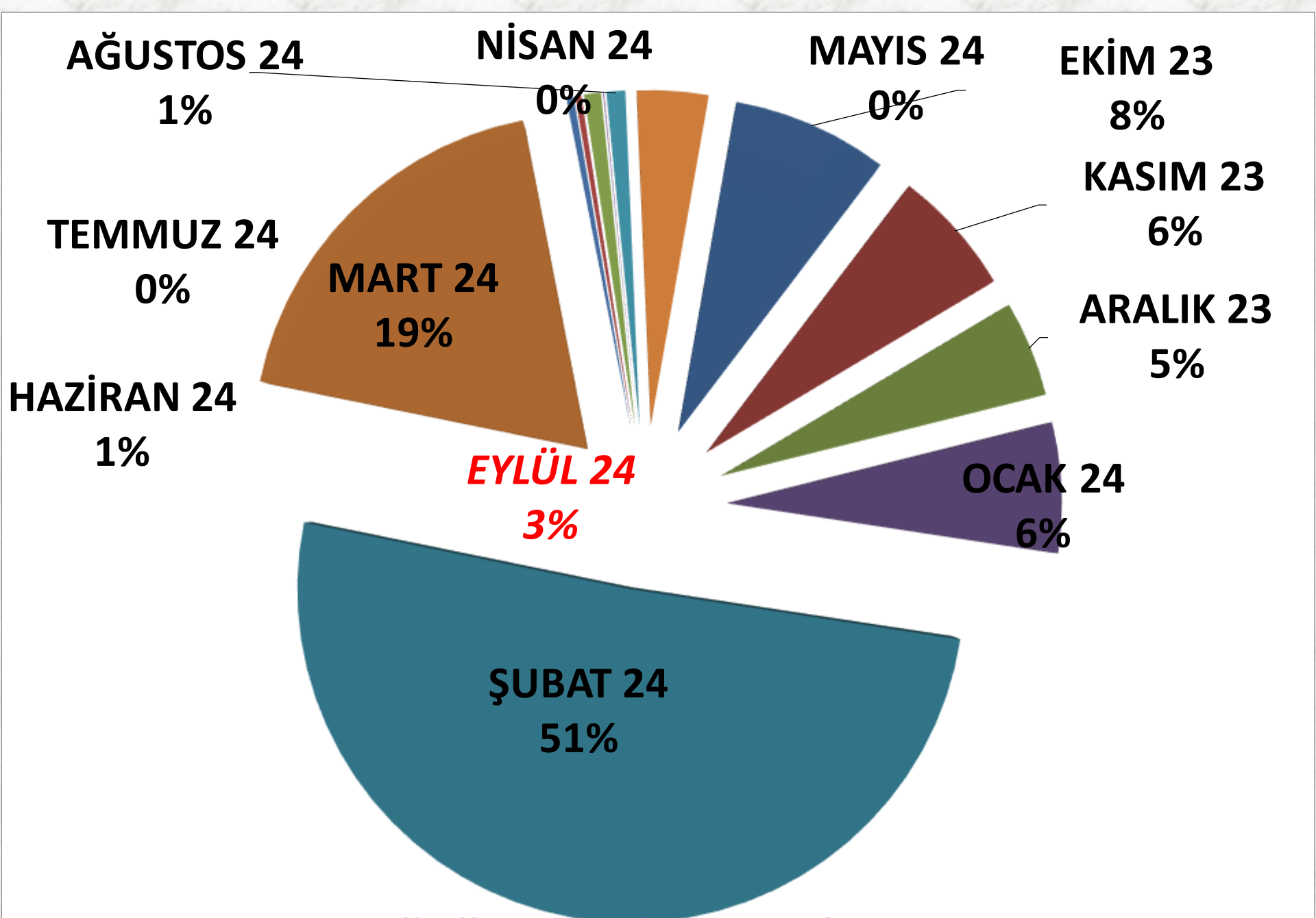
ORTALAMA FİYAT	2022 EYLÜL	2023 EYLÜL		2024 EYLÜL	
MTS	38,19 TL	93%	73,85 TL	59%	117,43 TL

# AYLIK TÜTÜN FİYAT TRENDİ (TL)



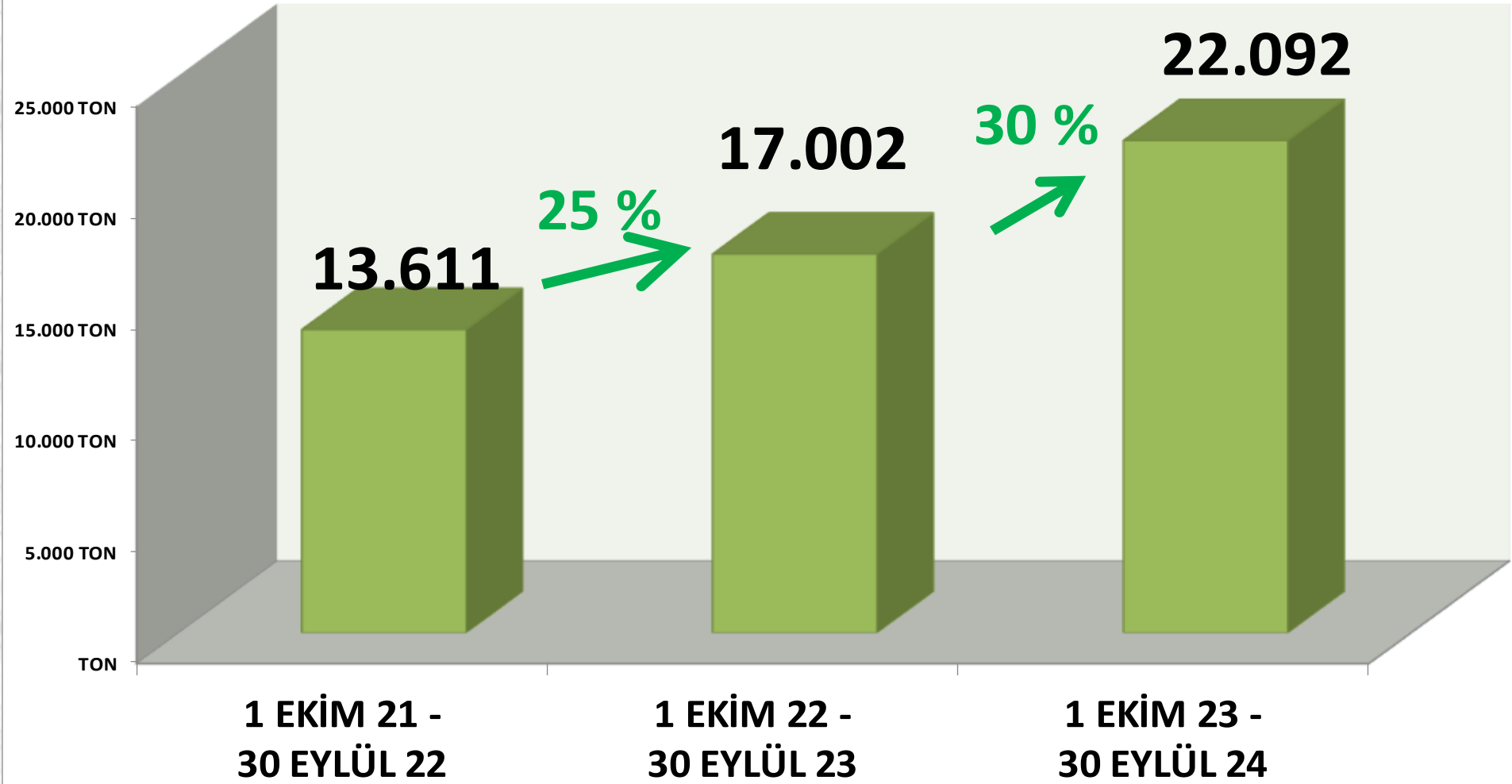
# AYLIK TÜTÜN İŞLEM MİKTARI (TON)





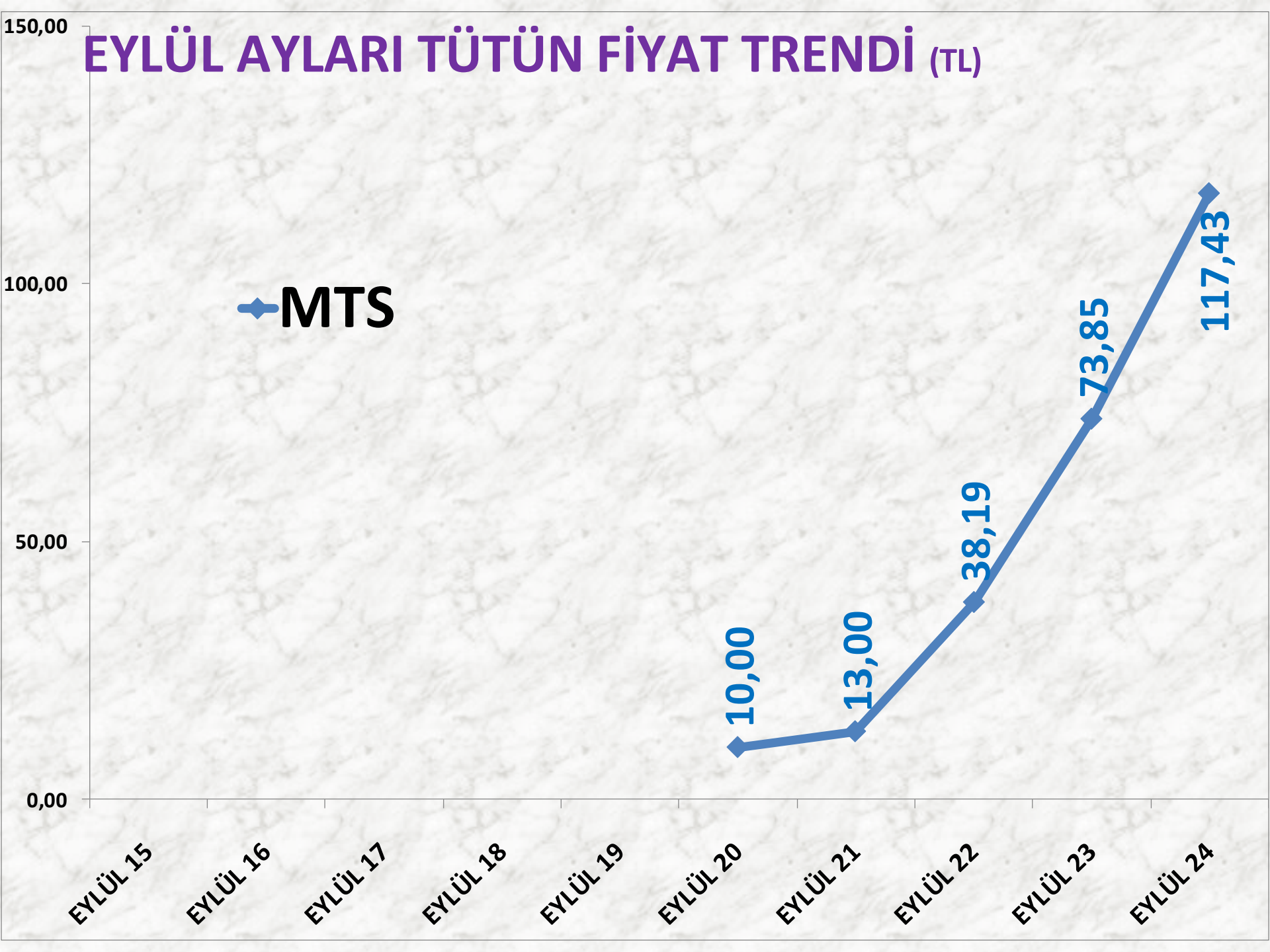
**AYLIK TÜTÜN MTS İŞLEM MİKTARI ORANLARI**

# YILLIK TÜTÜN İŞLEM MİKTARI (TON)



# EYLÜL AYLARI TÜTÜN FİYAT TRENDİ (TL)

◆ MTS



# KASAPLIK CANLI HAYVAN

## BÜYÜKBAŞ İŞLEM MİKTARI

İŞLEM MİKTARI ADET	2022 EYLÜL	2023 EYLÜL		2024 EYLÜL	
MTS	1.710 ADET	-7%	1.592 ADET	-3%	1.542 ADET
TTS	556 ADET	-19%	452 ADET	47%	666 ADET

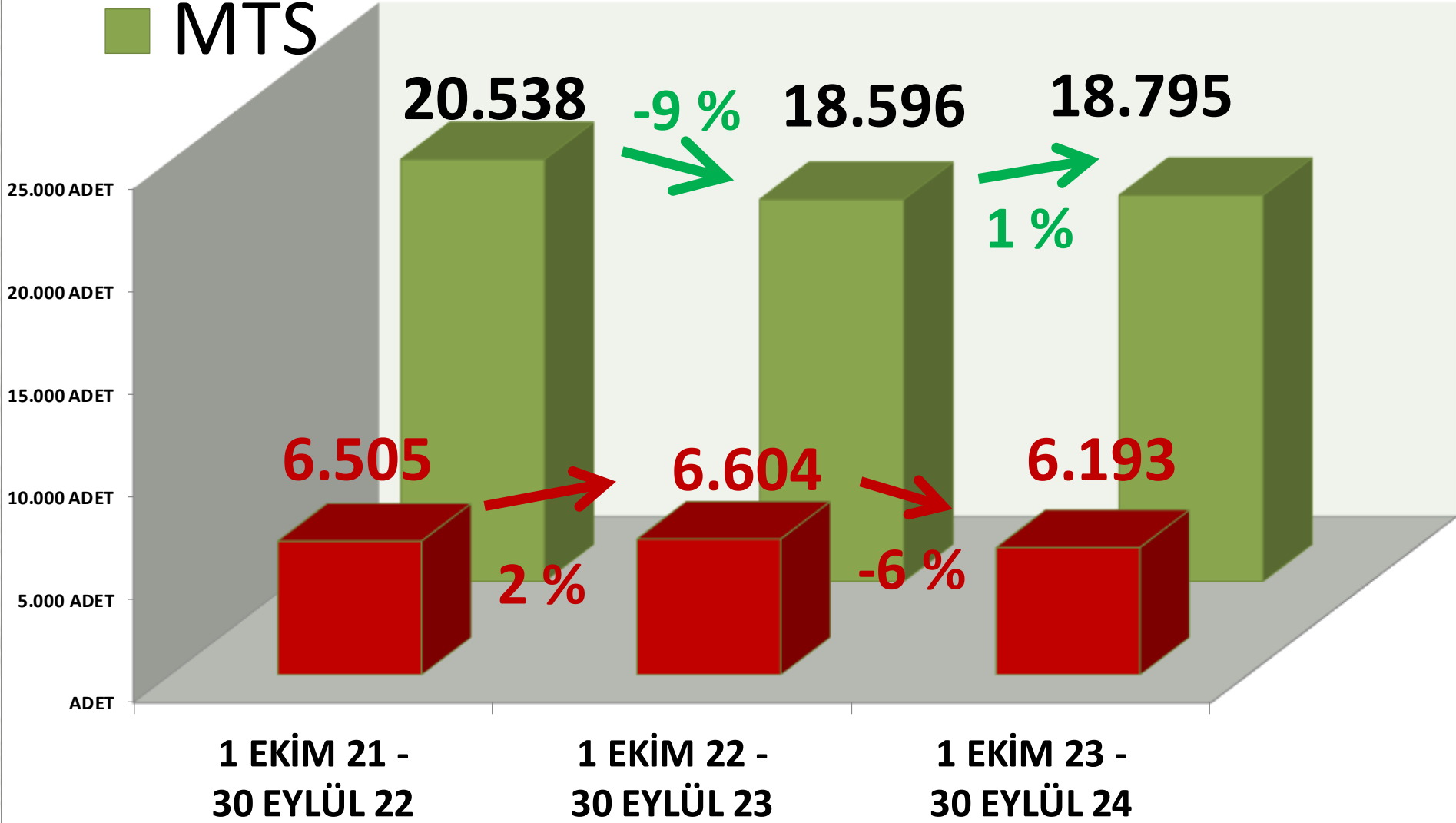
## KÜÇÜKBAŞ İŞLEM MİKTARI

İŞLEM MİKTARI ADET	2022 EYLÜL	2023 EYLÜL		2024 EYLÜL	
MTS	7.737 ADET	-13%	6.765 ADET	22%	8.244 ADET
TTS	554 ADET	84%	1.018 ADET	33%	1.358 ADET

■ TTS

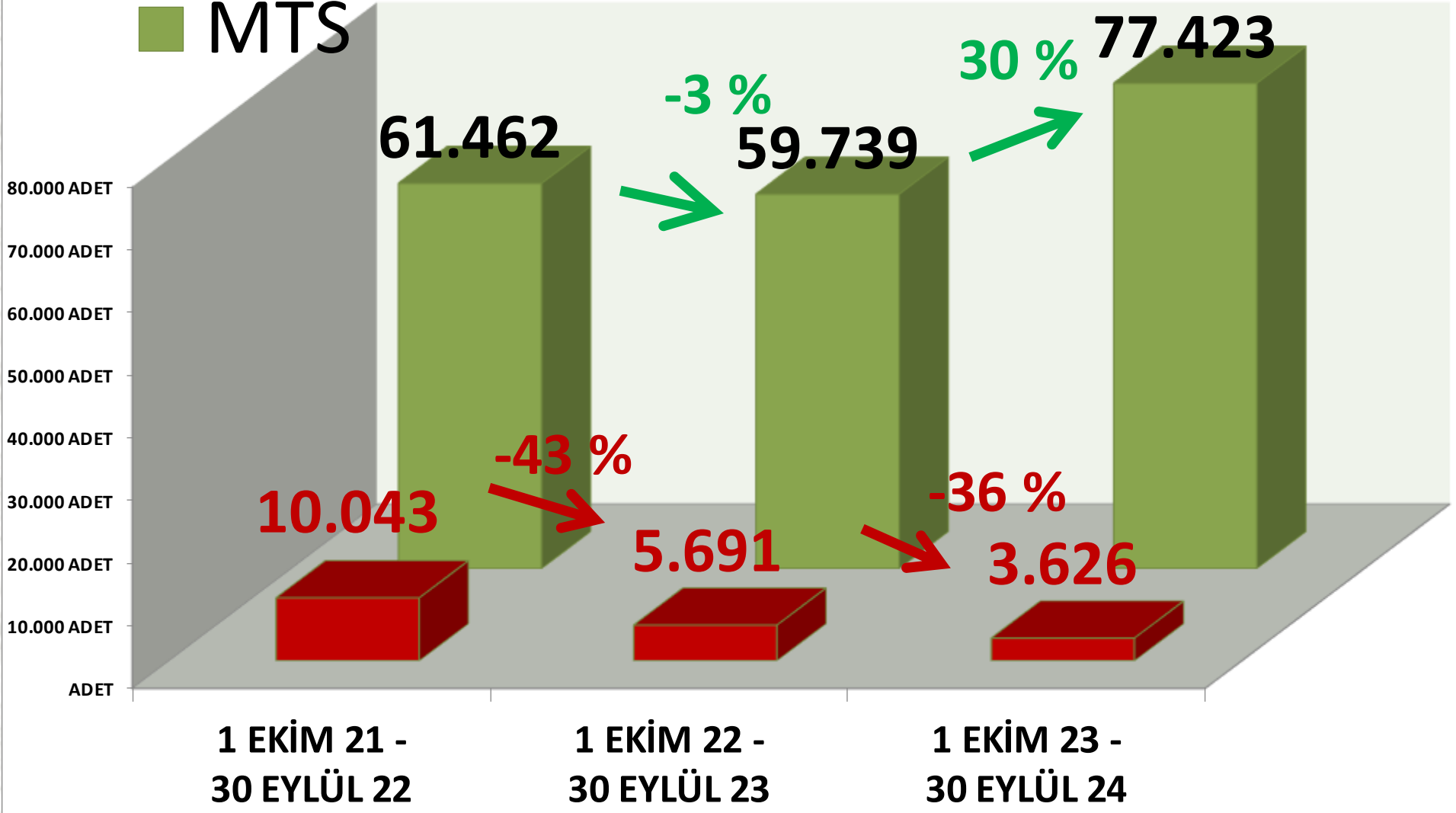
# YILLIK BÜYÜKBAŞ İŞLEM MİKTARI (TON)

■ MTS



# ■ TTS YILLIK KÜÇÜKBAŞ İŞLEM MİKTARI (TON)

■ MTS





DINLEDİĞİNİZ İÇİN  
TEŞEKKÜR EDERİM

RECEP MENGİ

