

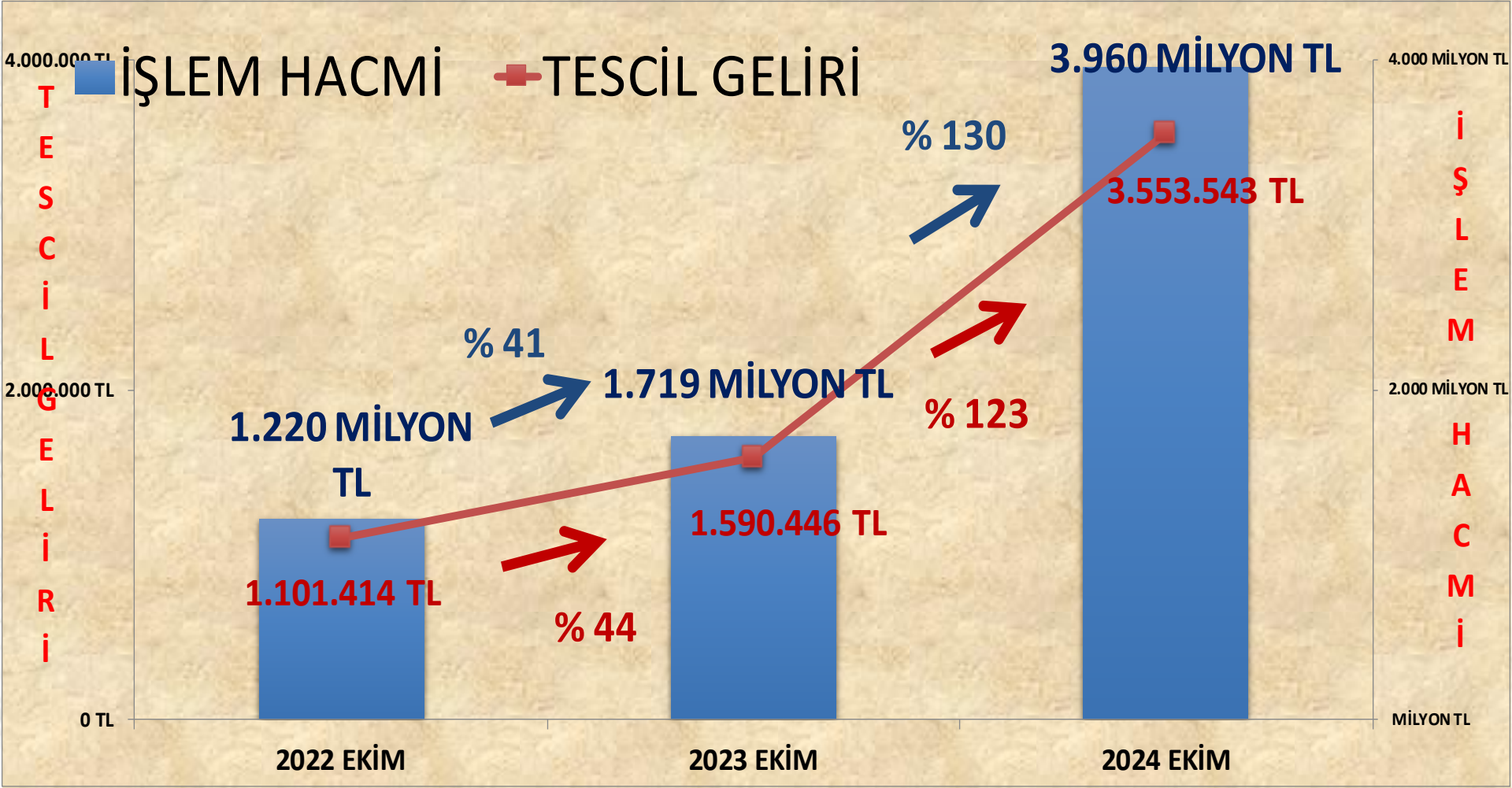


EKİM 2024 TESCİL SUNUMU



İŞLEM HACMİ VE TESCİL GELİRİ VERİLERİ

	2022 EKİM		2023 EKİM		2024 EKİM
İŞLEM HACMİ	1.220 MİLYON TL	41%	1.719 MİLYON TL	130%	3.960 MİLYON TL
TESCİL GELİRİ	1.101.414 TL	44%	1.590.446 TL	123%	3.553.543 TL



2023 EKİM

ÜRÜN GRUBU	Miktar(kg./lt/adet)	Tutar(TL)
BAKLIYAT VE MAMÜLLERİ	1.082.424	44.027.416
BİTKİSEL YAĞLAR	0	0
KOTASYON DIŐI ÜRÜNLER	56.155.497	879.479.202
HAM DERİLER VE BAĞIRSAKLAR	10.704	144.858
HAYVANSAL YAĞLAR	24	5.400
HUBUBAT .	32.377.503	149.737.007
HUBUBAT MAMÜLLERİ	1.225.184	8.190.743
KASAPLIK CANLI HAYVANLAR	7.942	175.880.461
KURU MEYVELER	813.736	53.864.394
ORMAN MAHSÜLLERİ	270.596	6.841.298
TEKSTİL HAMMADDELERİ	322.316	20.433.022
YAĞLI TOHUMLAR	9.500.636	380.069.938
<u>TOPLAM</u>	101.766.561	1.718.673.737

2024 EKİM

ÜRÜN GRUBU	Miktar(kg./lt/adet)	Tutar(TL)
BAKLİYAT VE MAMÜLLERİ	1.336.451	63.687.371
BİTKİSEL YAĞLAR	1.005	617.500
KOTASYON DIŞI ÜRÜNLER	77.650.597	2.111.939.728
HAM DERİLER VE BAĞIRSAKLAR	1.894	38.124
HAYVANSAL YAĞLAR	0	0
HUBUBAT .	93.144.405	814.953.129
HUBUBAT MAMÜLLERİ	141.070	1.580.062
KASAPLIK CANLI HAYVANLAR	10.210	273.684.245
KURU MEYVELER	1.463.498	142.787.615
ORMAN MAHSÜLLERİ	847.610	33.831.374
TEKSTİL HAMMADDELERİ	857.899	9.178.056
YAĞLI TOHUMLAR	11.168.659	507.941.610
<u>TOPLAM</u>	<i>186.623.298</i>	<i>3.960.238.814</i>

2023 EKİM - 2024 EKİM DEĞİŞİM

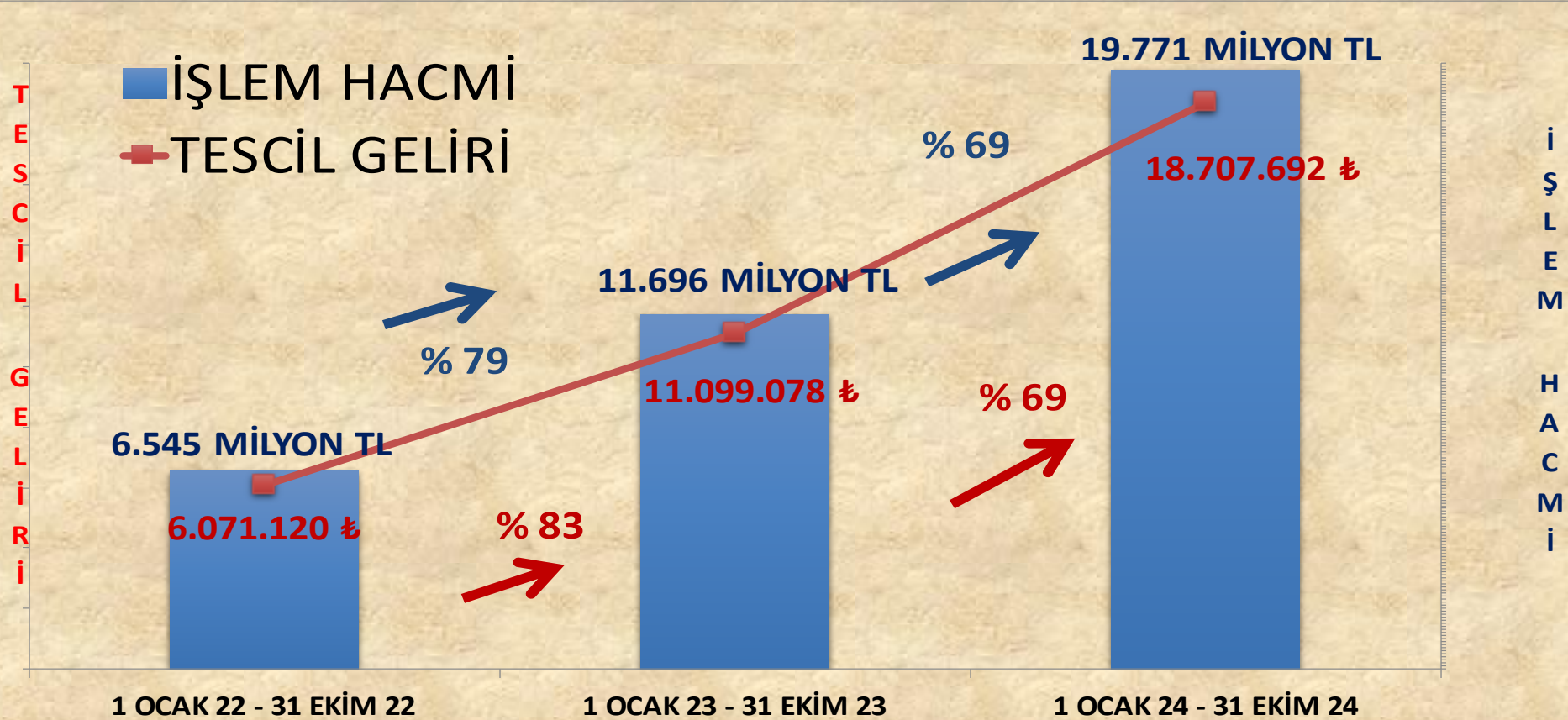
ÜRÜN GRUBU	Miktar(kg./lt/adet)	Tutar(TL)
BAKLİYAT VE MAMÜLLERİ	254.028	19.659.955
BİTKİSEL YAĞLAR	1.005	617.500
KOTASYON DIŞI ÜRÜNLER	21.495.100	1.232.460.526
HAM DERİLER VE BAĞIRSAKLAR	-8.810	-106.734
HAYVANSAL YAĞLAR	-24	-5.400
HUBUBAT .	60.766.902	665.216.122
HUBUBAT MAMÜLLERİ	-1.084.114	-6.610.681
KASAPLIK CANLI HAYVANLAR	2.268	97.803.784
KURU MEYVELER	649.762	88.923.221
ORMAN MAHSÜLLERİ	577.014	26.990.077
TEKSTİL HAMMADDELERİ	535.583	-11.254.966
YAĞLI TOHUMLAR	1.668.023	127.871.672
<u>TOPLAM</u>	84.856.737	2.241.565.078

2023 EKİM - 2024 EKİM DEĞİŞİM ORANI

ÜRÜN GRUBU	Miktar(kg./lt/adet)	Tutar(TL)
BAKLİYAT VE MAMÜLLERİ	23%	45%
BİTKİSEL YAĞLAR	-	-
KOTASYON DIŞI ÜRÜNLER	38%	140%
HAM DERİLER VE BAĞIRSAKLAR	-82%	-74%
HAYVANSAL YAĞLAR	-100%	-100%
HUBUBAT .	188%	444%
HUBUBAT MAMÜLLERİ	-88%	-81%
KASAPLIK CANLI HAYVANLAR	29%	56%
KURU MEYVELER	80%	165%
ORMAN MAHSÜLLERİ	213%	395%
TEKSTİL HAMMADDELERİ	166%	-55%
YAĞLI TOHUMLAR	18%	34%
<u>TOPLAM</u>	83%	130%

İŞLEM HACMİ VE TESCİL GELİRİ VERİLERİ

	1 OCAK 22 - 31 EKİM 22	1 OCAK 23 - 31 EKİM 23	1 OCAK 24 - 31 EKİM 24
İŞLEM HACMI	6.545 MİLYON TL	11.696 MİLYON TL	19.771 MİLYON TL
TESCİL GELİRİ	6.071.120 TL	11.099.078 TL	18.707.692 TL



1 OCAK - 31 EKİM 2023

	Miktar(kg./lt/adet)	Tutar(TL)
BAKLİYAT VE MAMÜLLERİ	4.445.956	151.814.137
BİTKİSEL YAĞLAR	484.795	68.243.427
KOTASYON DIŞI ÜRÜNLER	549.486.129	5.979.219.112
HAM DERİLER VE BAĞIRSAKLAR	1.102.880	3.296.374
HAYVANSAL YAĞLAR	1.005	120.562
HUBUBAT .	320.164.133	1.830.927.793
HUBUBAT MAMÜLLERİ	6.618.864	31.041.170
KASAPLIK CANLI HAYVANLAR	75.512	1.083.288.583
KURU MEYVELER	13.763.884	515.868.252
ORMAN MAHSÜLLERİ	1.489.701	32.349.235
TEKSTİL HAMMADDELERİ	20.544.808	542.741.556
YAĞLI TOHUMLAR	41.084.309	1.457.461.489
<u>TOPLAM</u>	959.261.975	11.696.371.690

1 OCAK - 31 EKİM 2024

	Miktar(kg./lt/adet)	Tutar(TL)
BAKLİYAT VE MAMÜLLERİ	6.543.612	306.897.973
BITKİSEL YAĞLAR	73.740	17.964.448
KOTASYON DIŐI ÜRÜNLER	768.457.206	11.287.073.372
HAM DERİLER VE BAĞIRSAKLAR	89.630	1.704.615
HAYVANSAL YAĞLAR	1.295	411.313
HUBUBAT .	300.745.037	2.391.075.143
HUBUBAT MAMÜLLERİ	1.612.081	16.883.858
KASAPLIK CANLI HAYVANLAR	91.126	2.134.998.688
KURU MEYVELER	10.865.322	866.315.939
ORMAN MAHSÜLLERİ	2.420.563	86.413.382
TEKSTİL HAMMADDELERİ	22.448.278	574.699.298
YAĞLI TOHUMLAR	50.284.254	2.086.827.283
<u>TOPLAM</u>	1.163.632.145	19.771.265.311

1 OCAK - 31 EKİM 2023-24 DEĞİŞİM

	Miktar(kg./lt/adet)	Tutar(TL)
BAKLİYAT VE MAMÜLLERİ	2.097.656	155.083.836
BİTKİSEL YAĞLAR	-411.055	-50.278.979
KOTASYON DIŞI ÜRÜNLER	218.971.077	5.307.854.260
HAM DERİLER VE BAĞIRSAKLAR	-1.013.250	-1.591.759
HAYVANSAL YAĞLAR	291	290.750
HUBUBAT .	-19.419.096	560.147.350
HUBUBAT MAMÜLLERİ	-5.006.783	-14.157.312
KASAPLIK CANLI HAYVANLAR	15.614	1.051.710.104
KURU MEYVELER	-2.898.562	350.447.687
ORMAN MAHSÜLLERİ	930.862	54.064.148
TEKSTİL HAMMADDELERİ	1.903.470	31.957.742
YAĞLI TOHUMLAR	9.199.945	629.365.794
<u>TOPLAM</u>	204.370.170	8.074.893.622

1 OCAK - 31 EKİM 2023-24 DEĞİŞİM ORANI

	Miktar(kg./lt/adet)	Tutar(TL)
BAKLİYAT VE MAMÜLLERİ	47%	102%
BITKİSEL YAĞLAR	-85%	-74%
KOTASYON DIŞI ÜRÜNLER	40%	89%
HAM DERİLER VE BAĞIRSAKLAR	-92%	-48%
HAYVANSAL YAĞLAR	29%	241%
HUBUBAT .	-6%	31%
HUBUBAT MAMÜLLERİ	-76%	-46%
KASAPLIK CANLI HAYVANLAR	21%	97%
KURU MEYVELER	-21%	68%
ORMAN MAHSÜLLERİ	62%	167%
TEKSTİL HAMMADDELERİ	9%	6%
YAĞLI TOHUMLAR	22%	43%
<u>TOPLAM</u>	21%	69%

ARPA

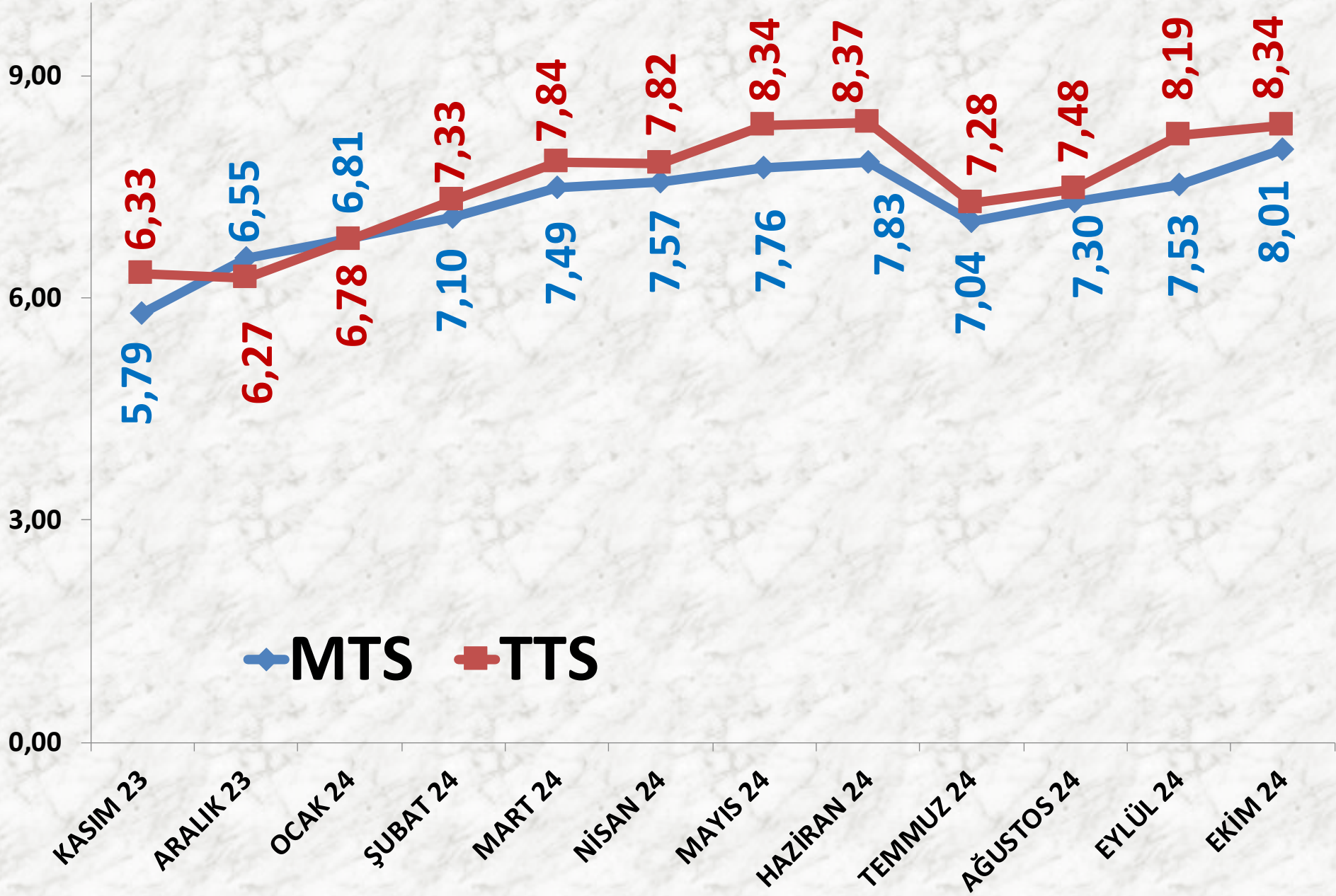
İŞLEM MİKTARI TON	2022 EKİM	2023 EKİM		2024 EKİM	
MTS	1.212 TON	180%	3.391 TON	13%	3.831 TON
TTS	367 TON	326%	1.565 TON	292%	6.141 TON

EN AZ FİYAT	2022 EKİM	2023 EKİM		2024 EKİM	
MTS	5,40 TL	-7%	5,00 TL	10%	5,48 TL
TTS	5,70 TL	-4%	5,50 TL	32%	7,25 TL

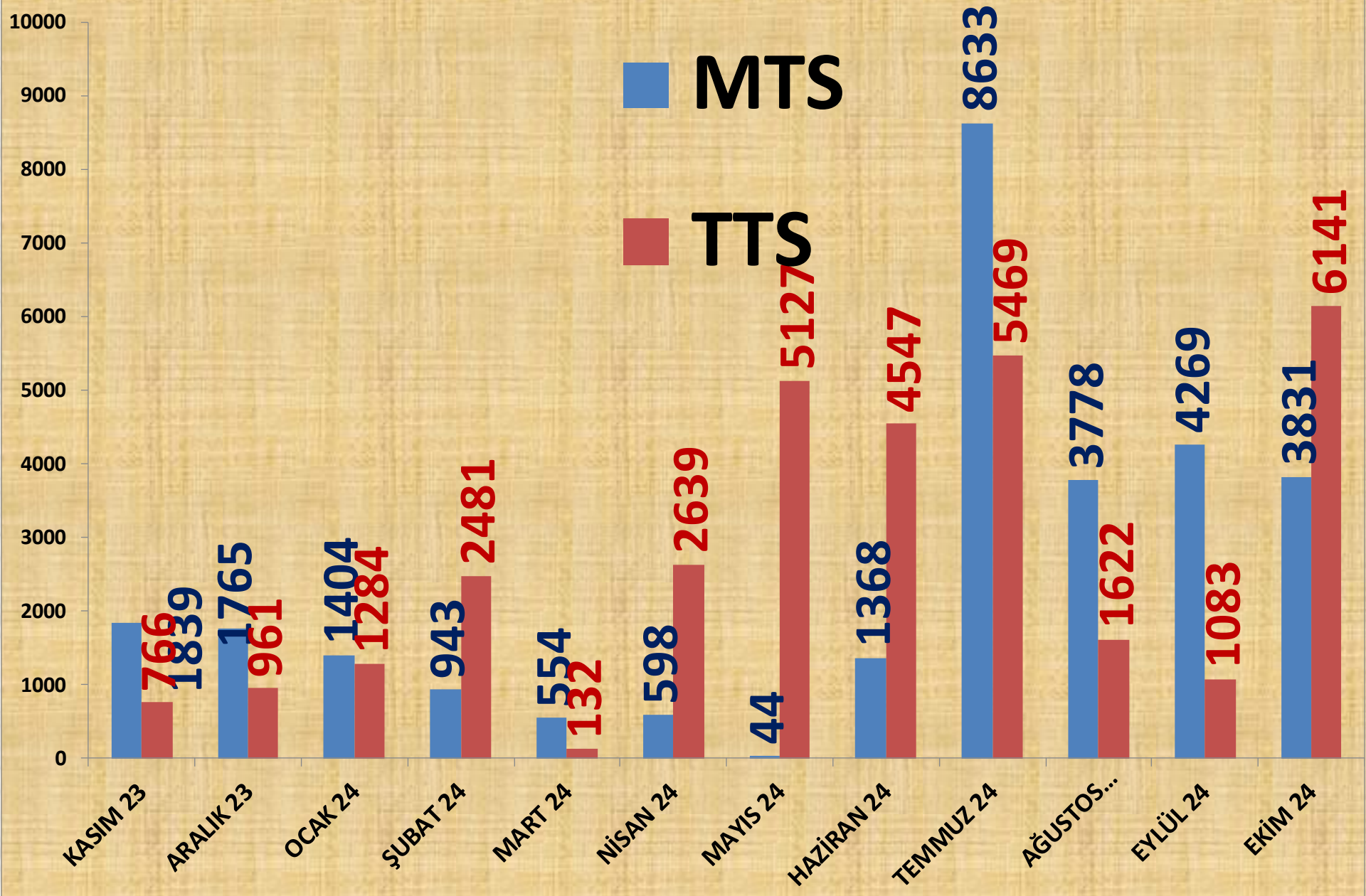
EN ÇOK FİYAT	2022 EKİM	2023 EKİM		2024 EKİM	
MTS	6,51 TL	0%	6,50 TL	34%	8,70 TL
TTS	7,00 TL	-3%	6,80 TL	32%	9,00 TL

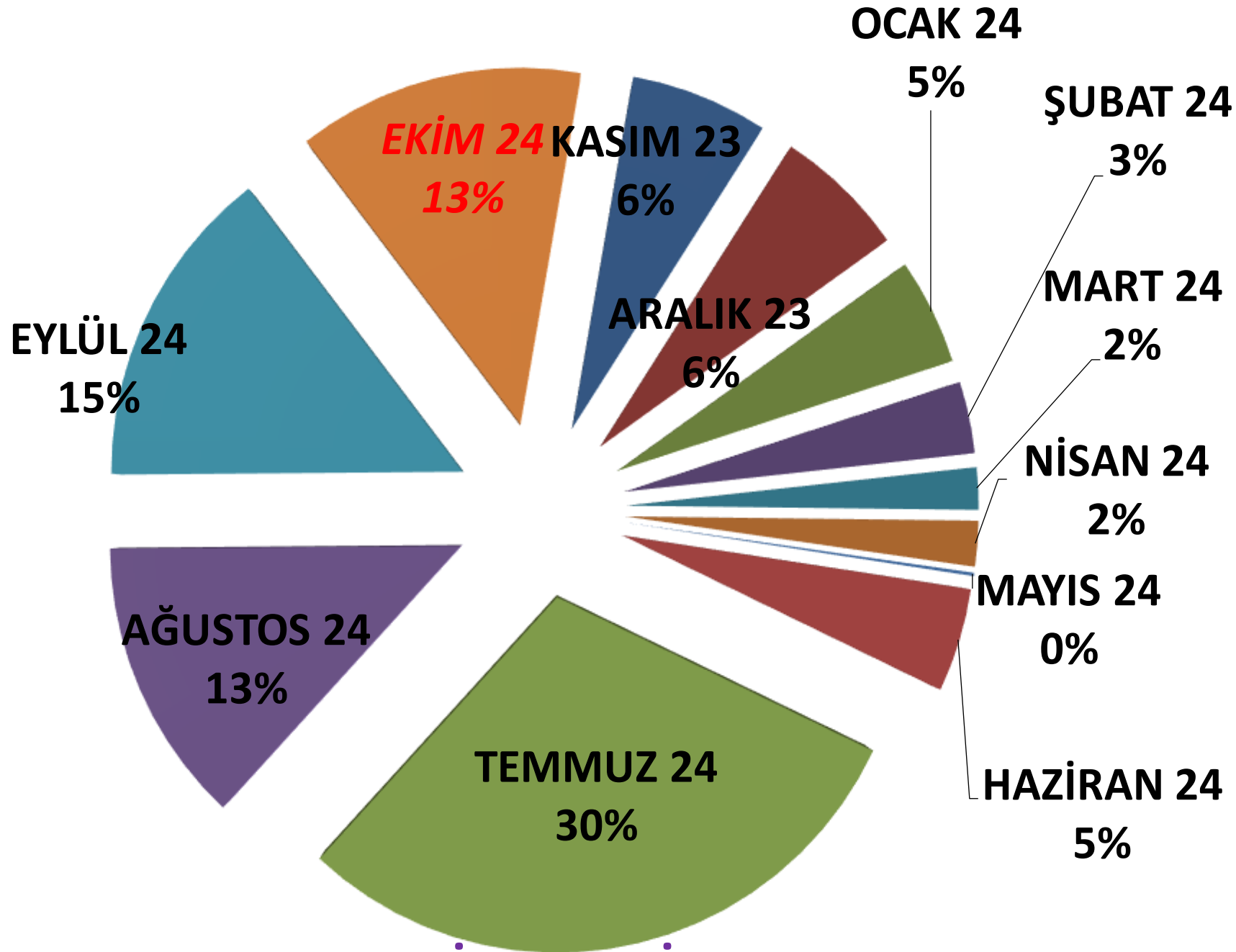
ORTALAMA FİYAT	2022 EKİM	2023 EKİM		2024 EKİM	
MTS	5,88 TL	-3%	5,71 TL	40%	8,01 TL
TTS	6,04 TL	-1%	5,95 TL	41%	8,39 TL

AYLIK ARPA FİYAT TRENDİ (TL)



AYLIK ARPA İŞLEM MİKTARI (TON)



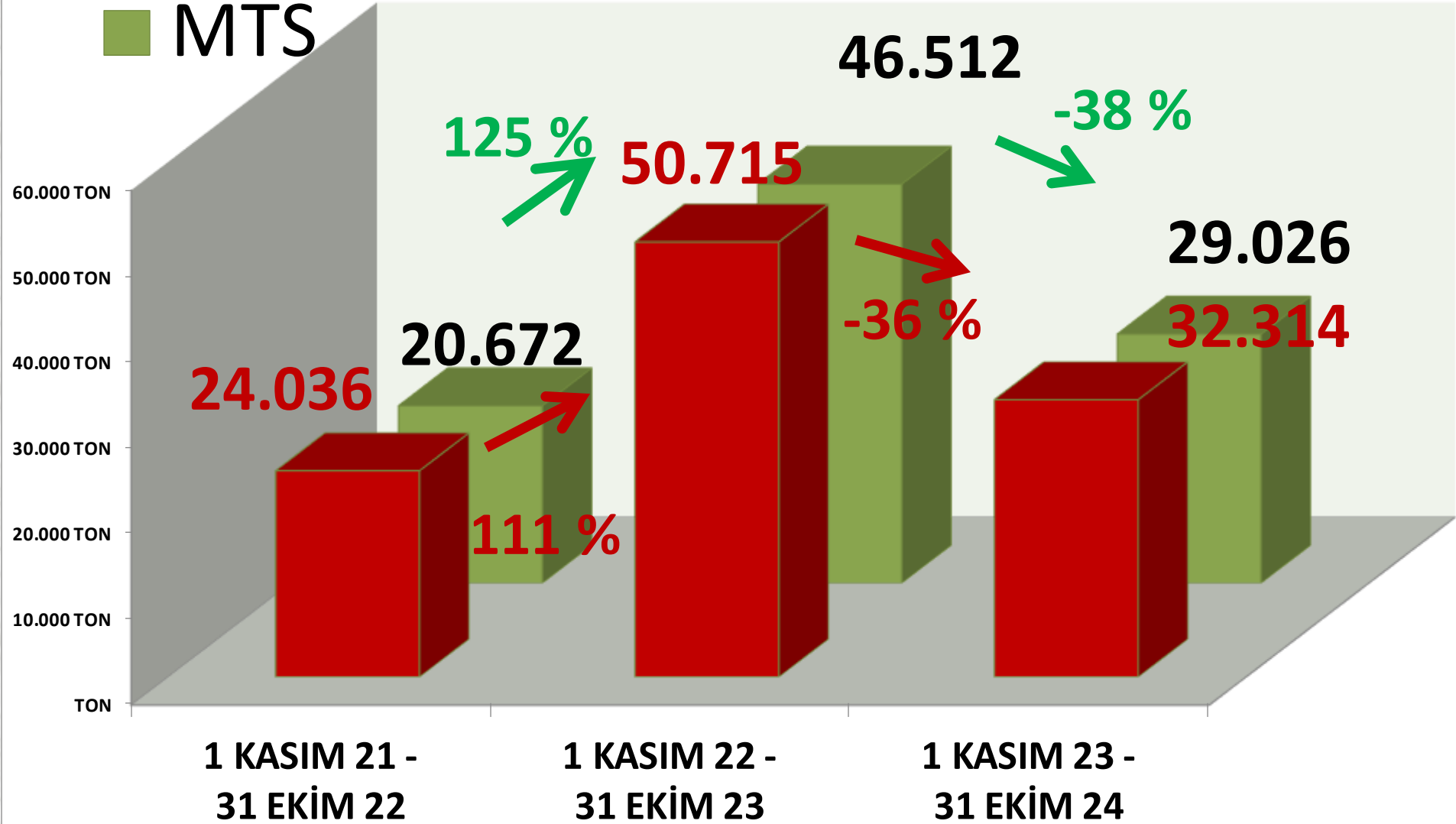


AYLIK ARPA MTS İŞLEM MİKTARI ORANLARI

■ TTS

YILLIK ARPA İŞLEM MİKTARI (TON)

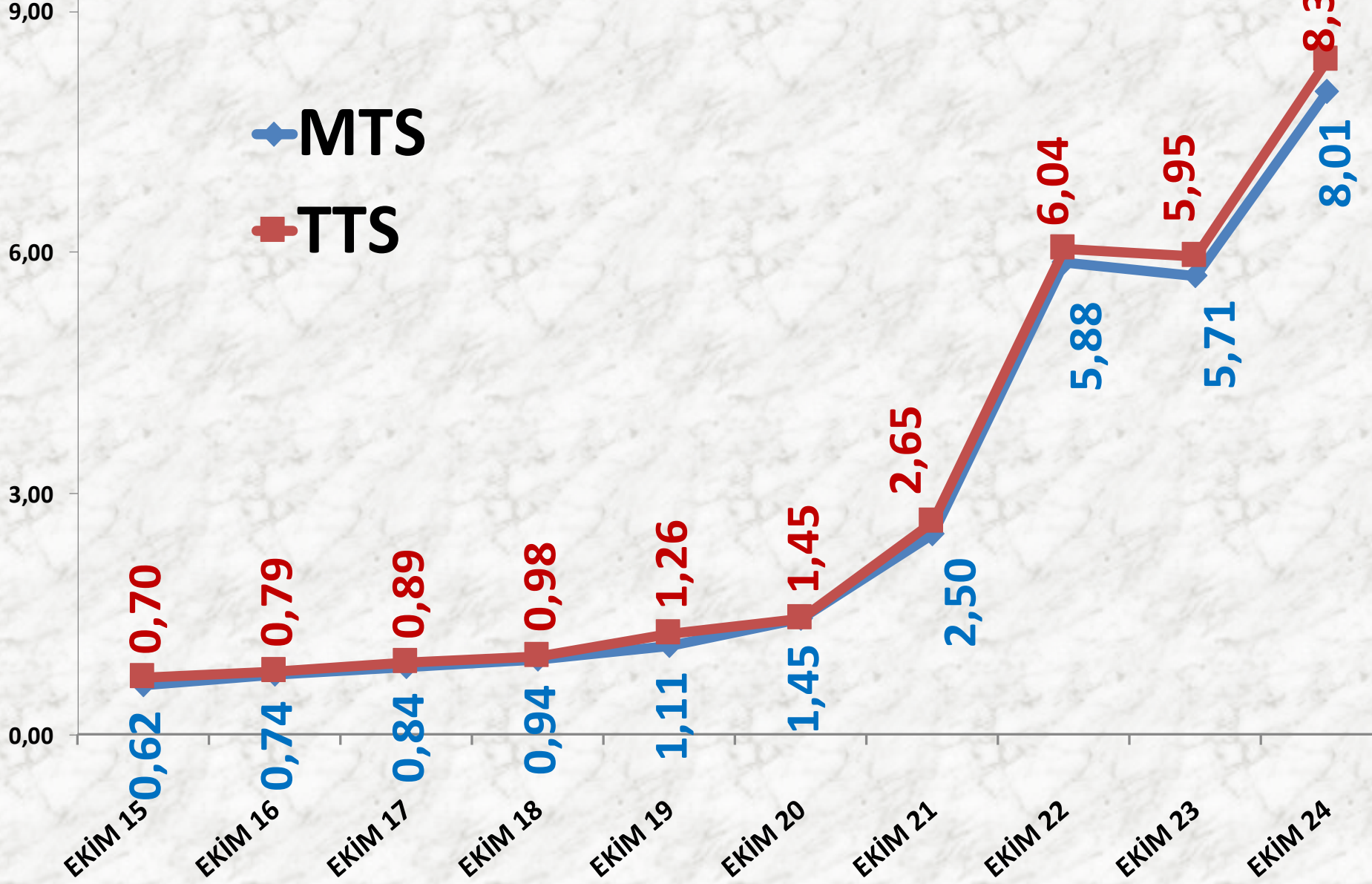
■ MTS



EKİM AYLARI ARPA FİYAT TRENDİ (TL)

◆ MTS

■ TTS



BUĞDAY

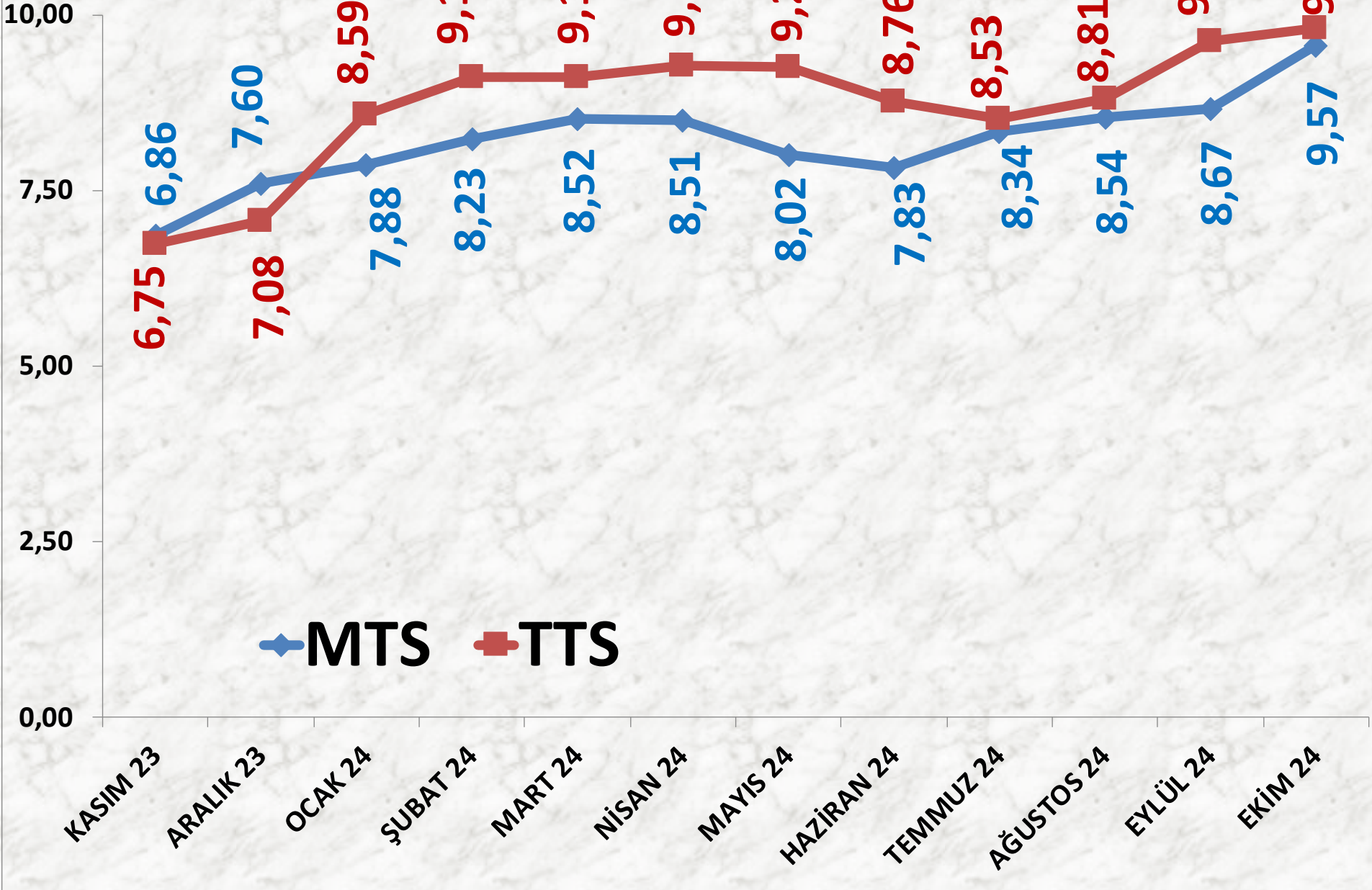
İŞLEM MİKTARI TON	2022 EKİM	2023 EKİM		2024 EKİM	
MTS	1.420 TON	407%	7.197 TON	0%	7.224 TON
TTS	2.624 TON	3%	2.712 TON	-39%	1.656 TON

EN AZ FİYAT	2022 EKİM	2023 EKİM		2024 EKİM	
MTS	5,50 TL	-8%	5,06 TL	19%	6,00 TL
TTS	5,90 TL	-3%	5,70 TL	46%	8,30 TL

EN ÇOK FİYAT	2022 EKİM	2023 EKİM		2024 EKİM	
MTS	8,00 TL	9%	8,68 TL	27%	11,00 TL
TTS	8,10 TL	13%	9,13 TL	17%	10,70 TL

ORTALAMA FİYAT	2022 EKİM	2023 EKİM		2024 EKİM	
MTS	6,65 TL	1%	6,70 TL	43%	9,57 TL
TTS	7,05 TL	-2%	6,90 TL	42%	9,82 TL

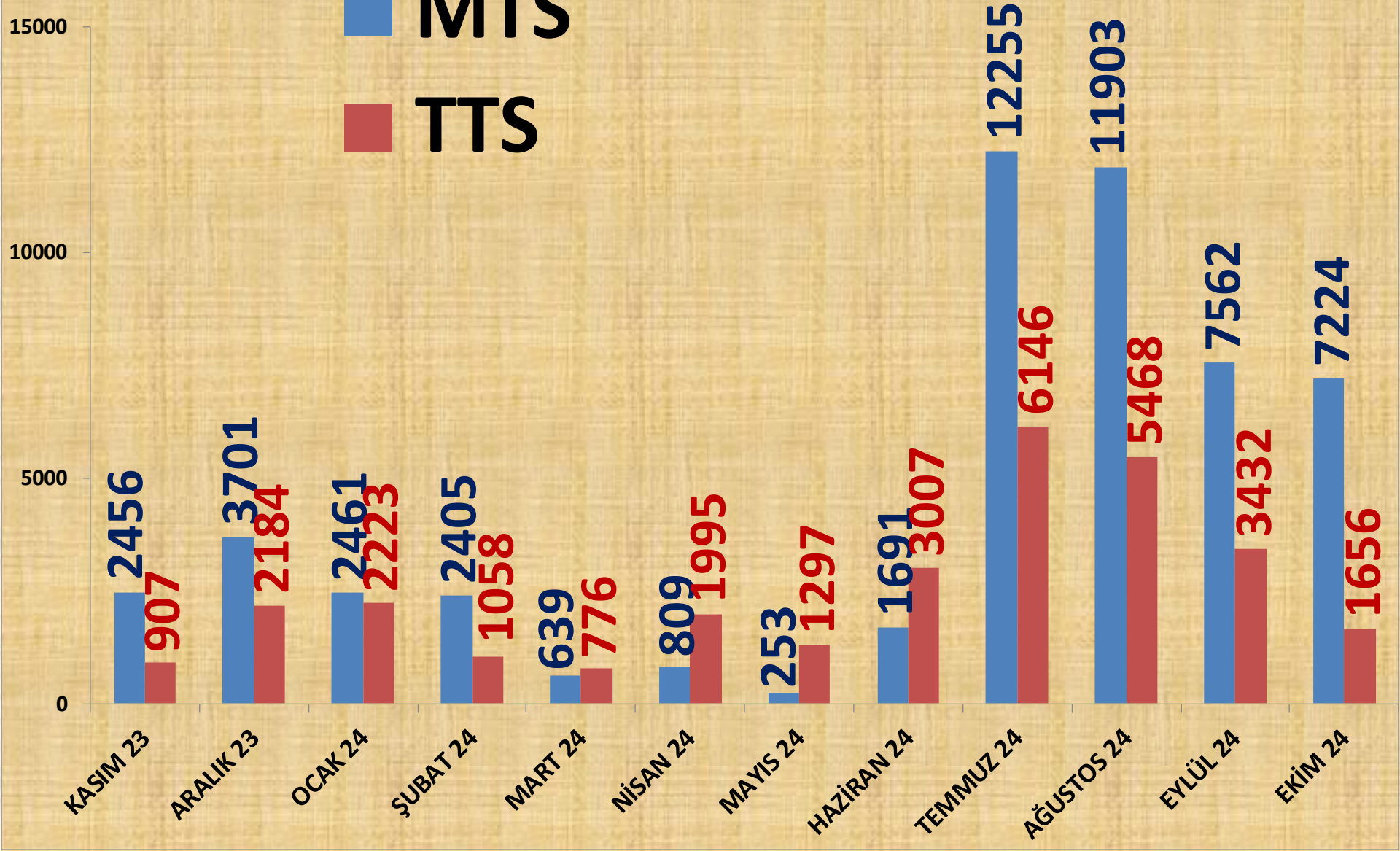
AYLIK BUĞDAY FİYAT TRENDİ (TL)

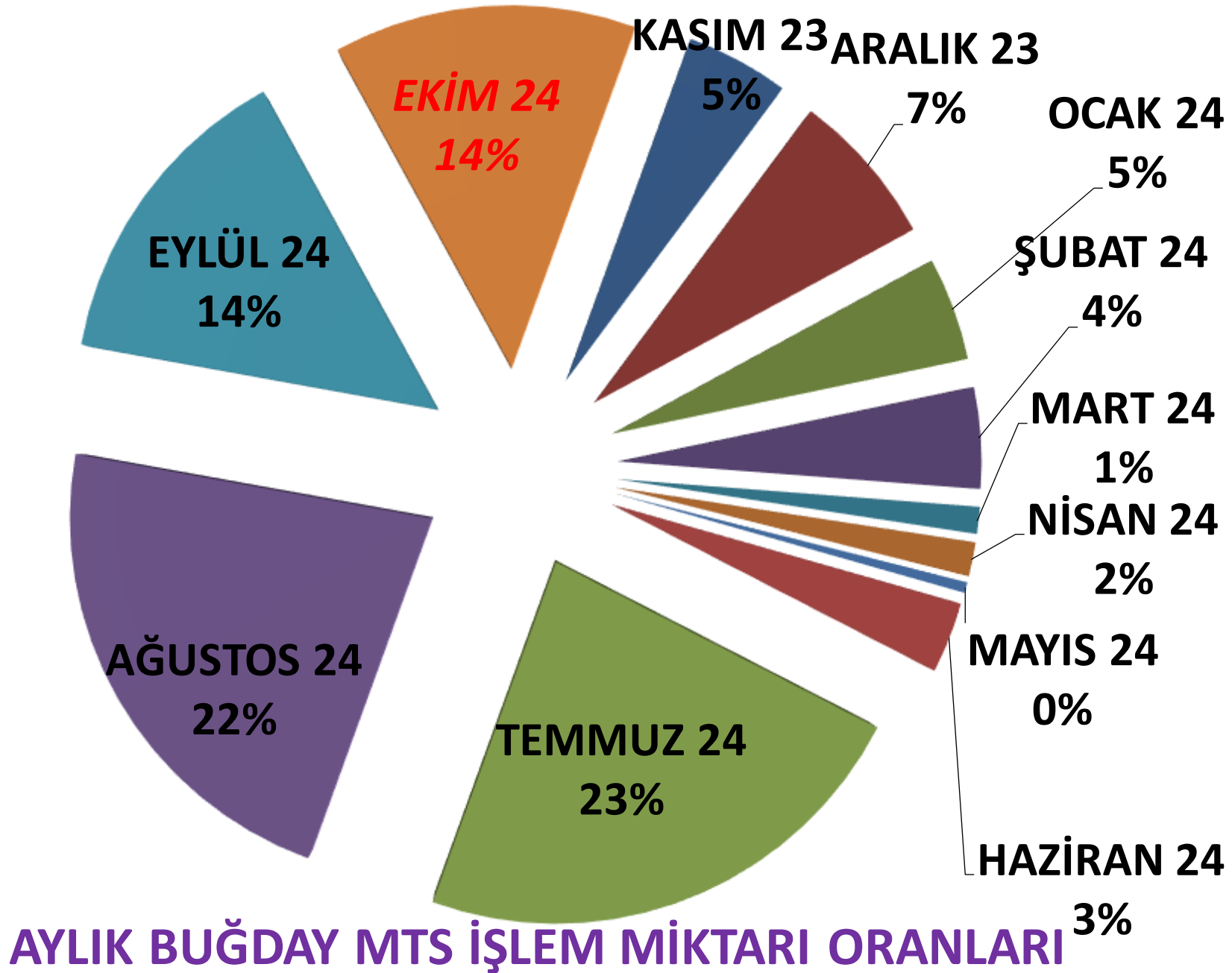


AYLIK BUĞDAY İŞLEM MİKTARI (TON)

■ MTS

■ TTS



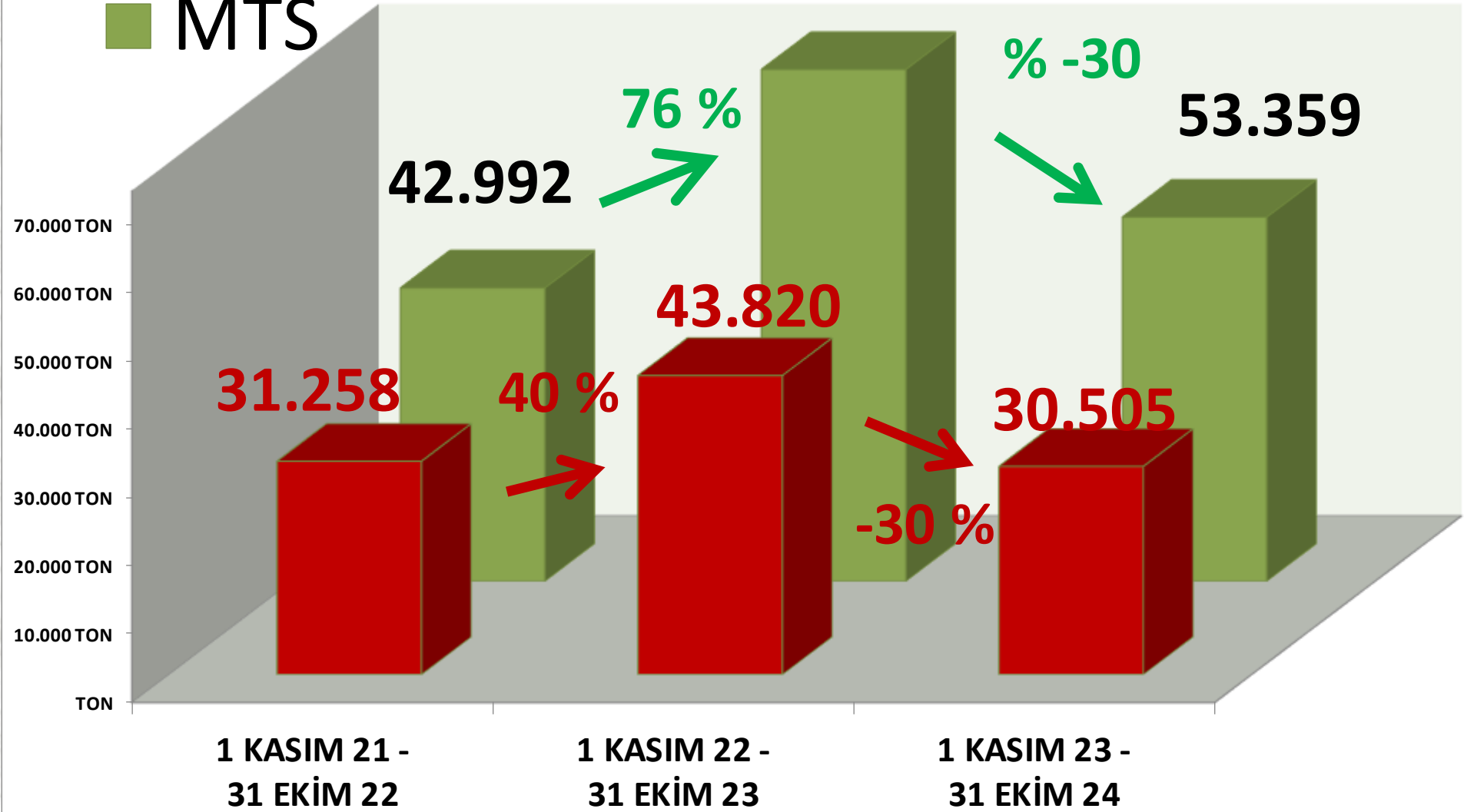


■ TTS

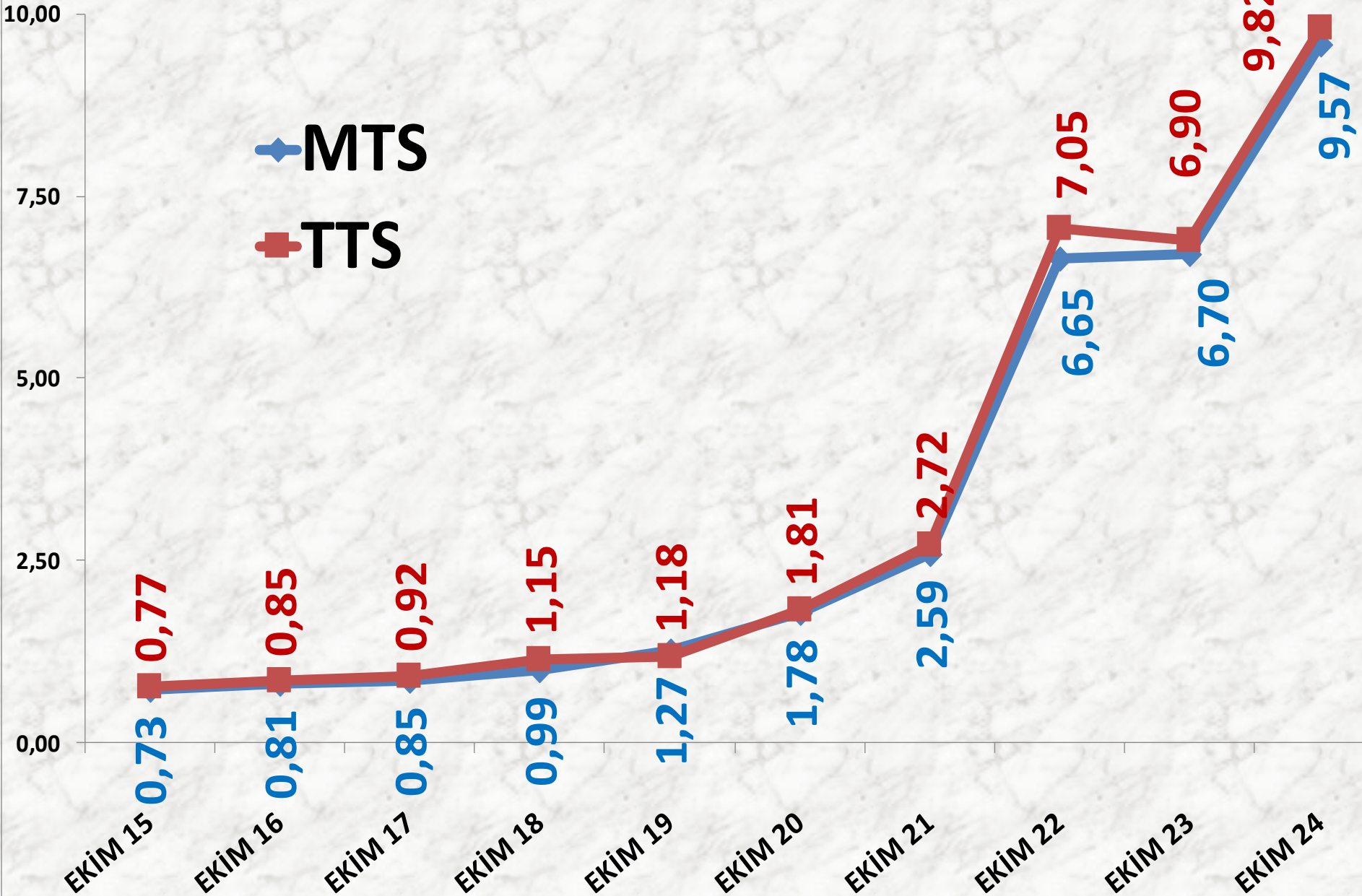
YILLIK BUĞDAY İŞLEM MİKTARI (TON)

75.689

■ MTS



EKİM AYLARI BUĞDAY FİYAT TRENDİ (TL)



MISIR DANE

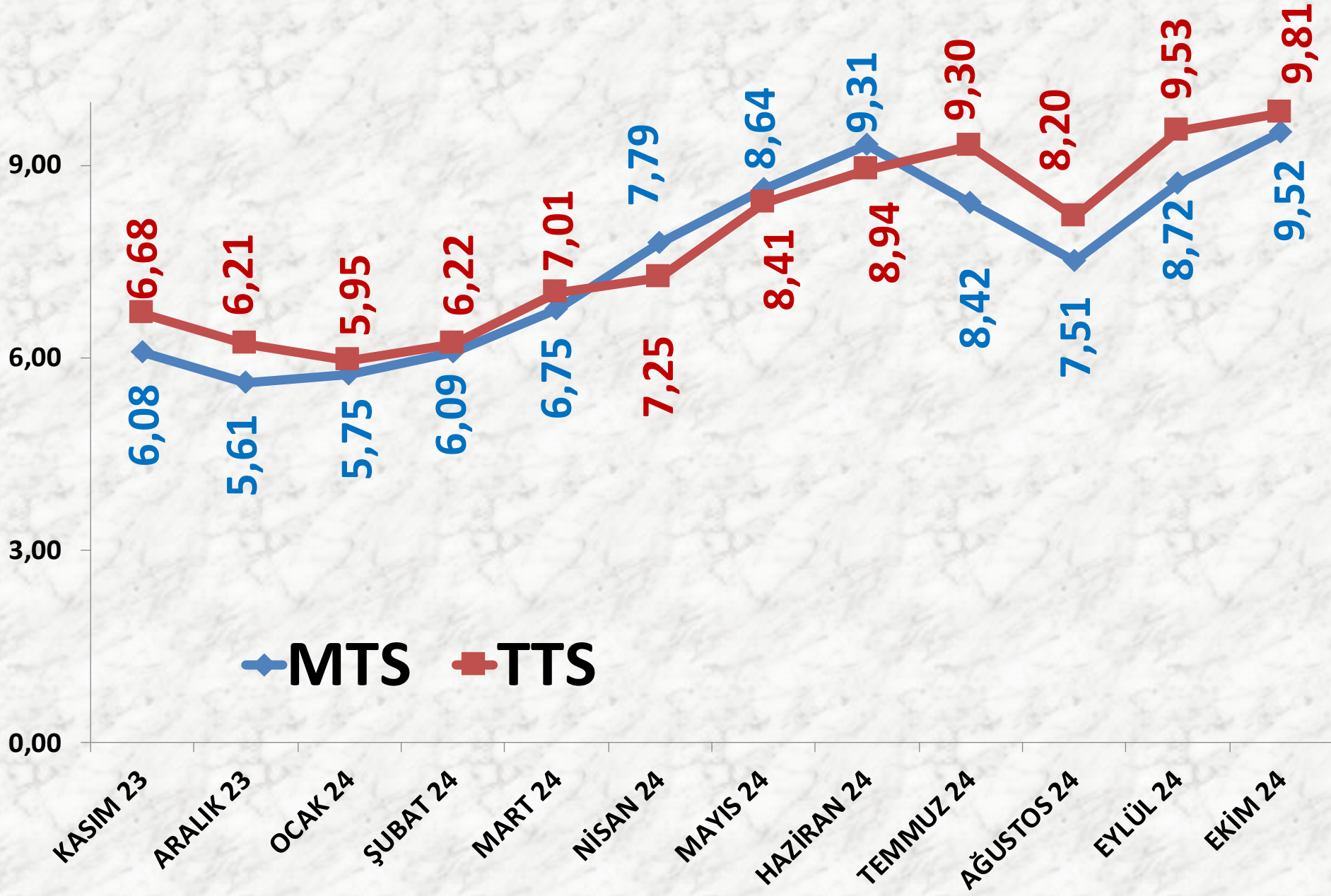
İŞLEM MİKTARI TON	2022 EKİM	2023 EKİM		2024 EKİM	
MTS	9.764 TON	-83%	1.616 TON	2104%	35.620 TON
TTS	9.261 TON	-75%	2.343 TON	1033%	26.556 TON

EN AZ FİYAT	2022 EKİM	2023 EKİM		2024 EKİM	
MTS	5,30 TL	2%	5,40 TL	45%	7,82 TL
TTS	5,03 TL	9%	5,50 TL	42%	7,81 TL

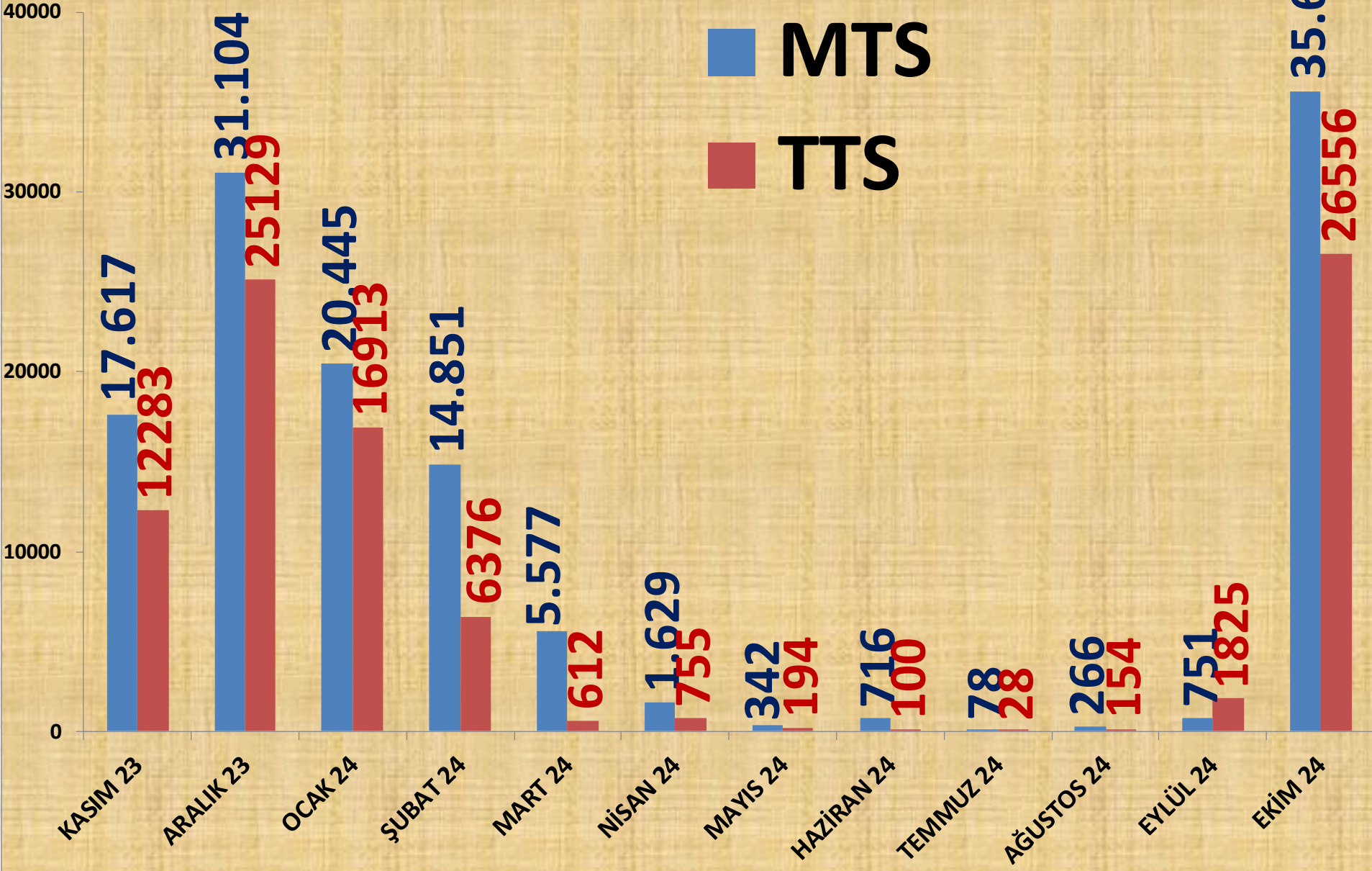
EN ÇOK FİYAT	2022 EKİM	2023 EKİM		2024 EKİM	
MTS	6,60 TL	-3%	6,38 TL	60%	10,22 TL
TTS	7,75 TL	-20%	6,20 TL	90%	11,78 TL

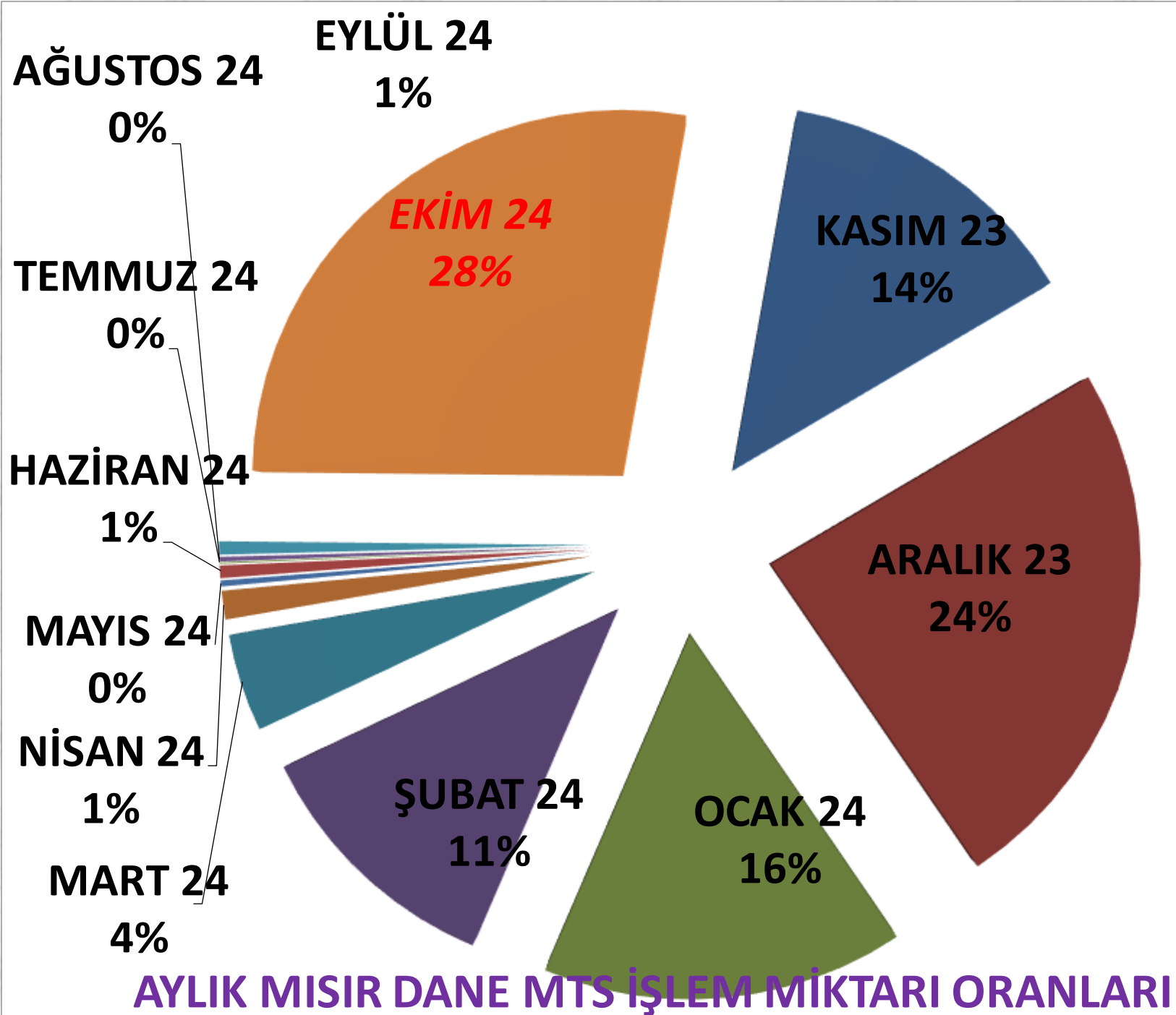
ORTALAMA FİYAT	2022 EKİM	2023 EKİM		2024 EKİM	
MTS	5,65 TL	0%	5,64 TL	69%	9,52 TL
TTS	5,91 TL	2%	6,01 TL	63%	9,81 TL

AYLIK MISIR DANE FİYAT TRENDİ (TL)



AYLIK MISIR DANE İŞLEM MİKTARI (TON)





MISIR ÇEREZLİK

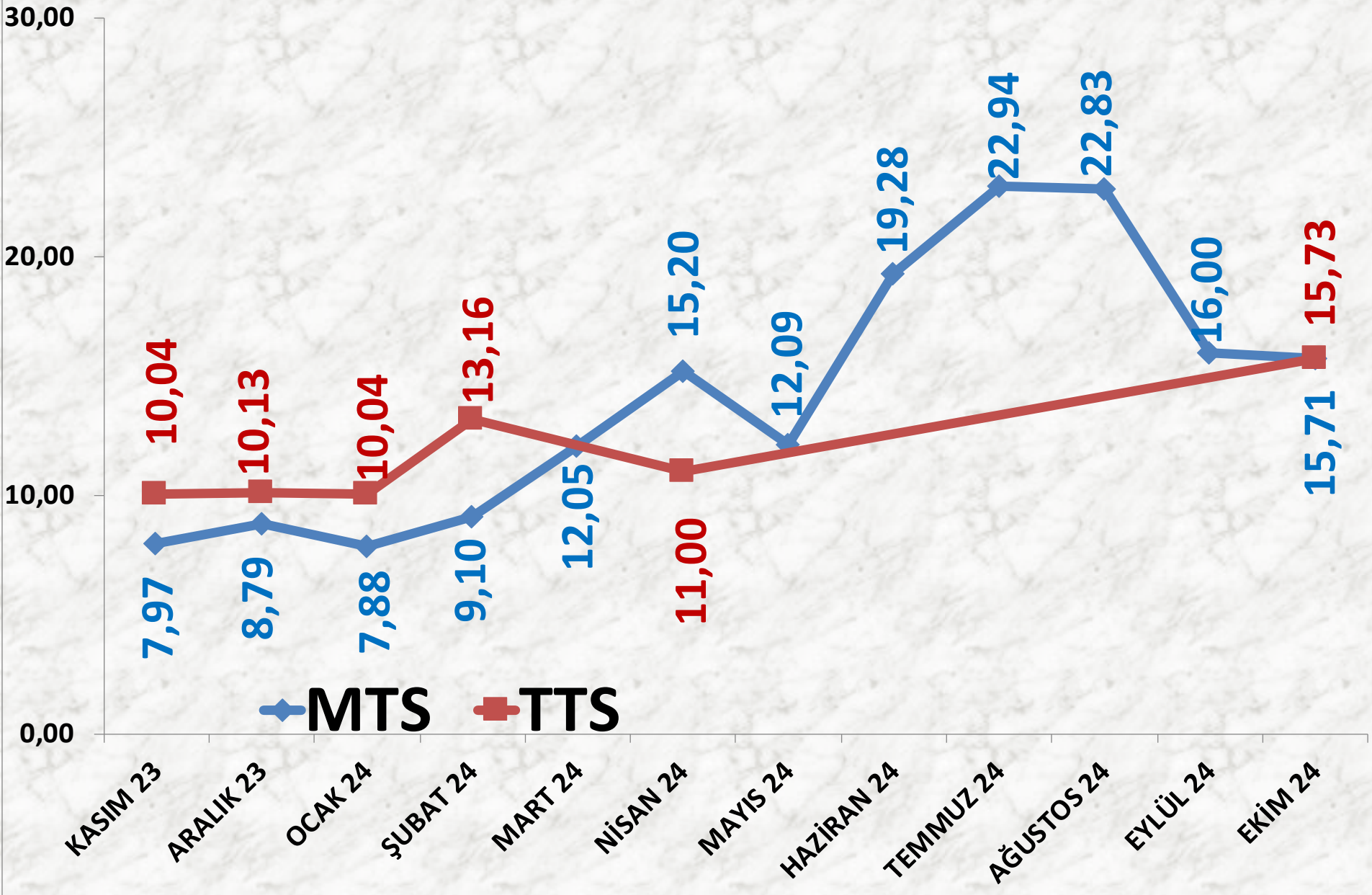
İŞLEM MİKTARI TON	2022 EKİM	2023 EKİM		2024 EKİM	
MTS	0	-	59 TON	948%	616 TON
TTS	0	-	59 TON	514%	361 TON

EN AZ FİYAT	2022 EYLÜL	2023 EYLÜL		2024 EYLÜL	
MTS	-	-	15,00 TL	7%	16,00 TL
TTS	-	-	-	-	-

EN ÇOK FİYAT	2022 EKİM	2023 EKİM		2024 EKİM	
MTS	-	-	7,50 TL	300%	30,00 TL
TTS	-	-	10,20 TL	54%	15,73 TL

ORTALAMA FİYAT	2022 EKİM	2023 EKİM		2024 EKİM	
MTS	-	-	7,50 TL	110%	15,71 TL
TTS	-	-	10,20 TL	54%	15,73 TL

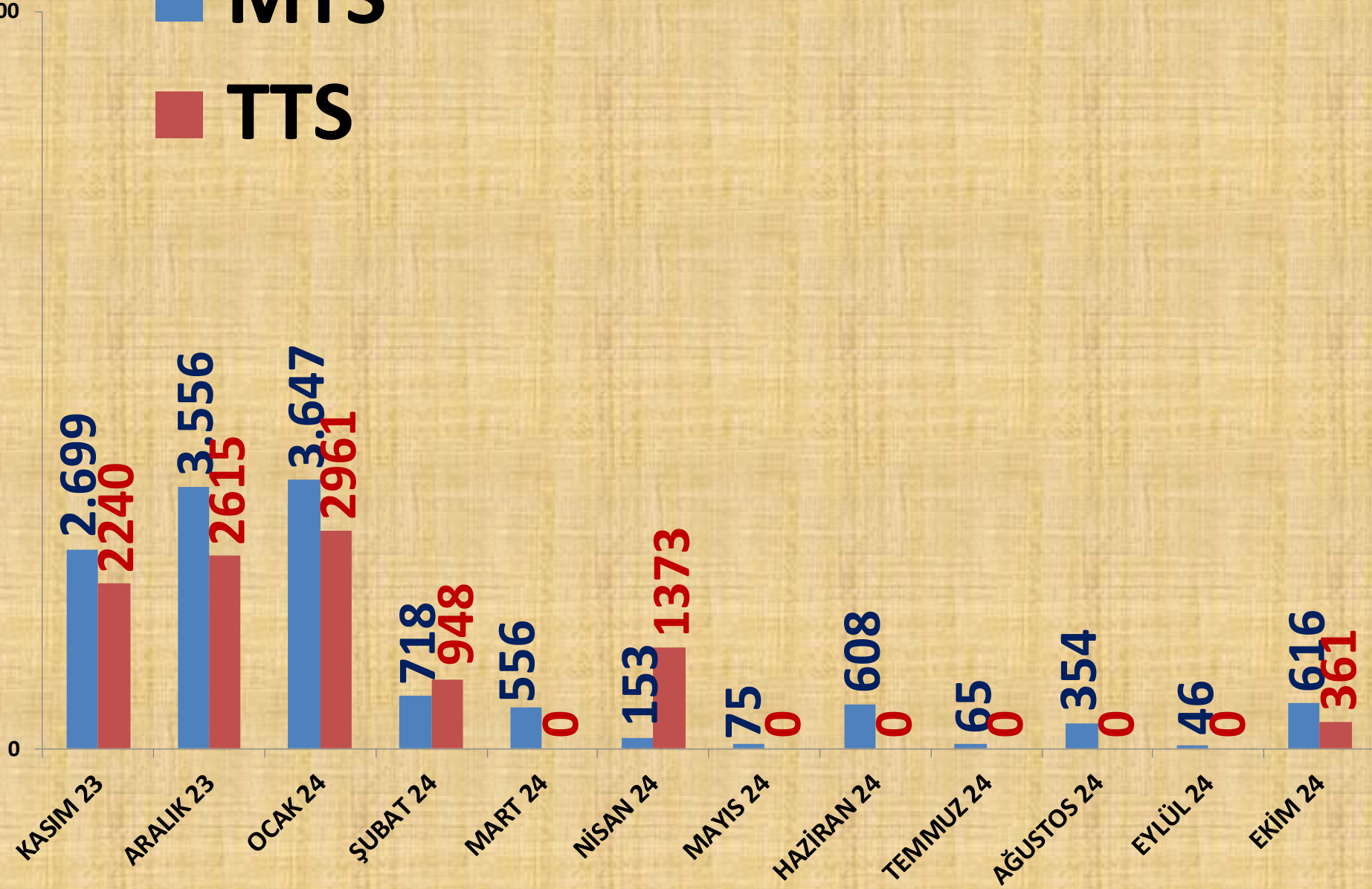
AYLIK MISIR ÇEREZLİK FİYAT TRENDİ (TL)

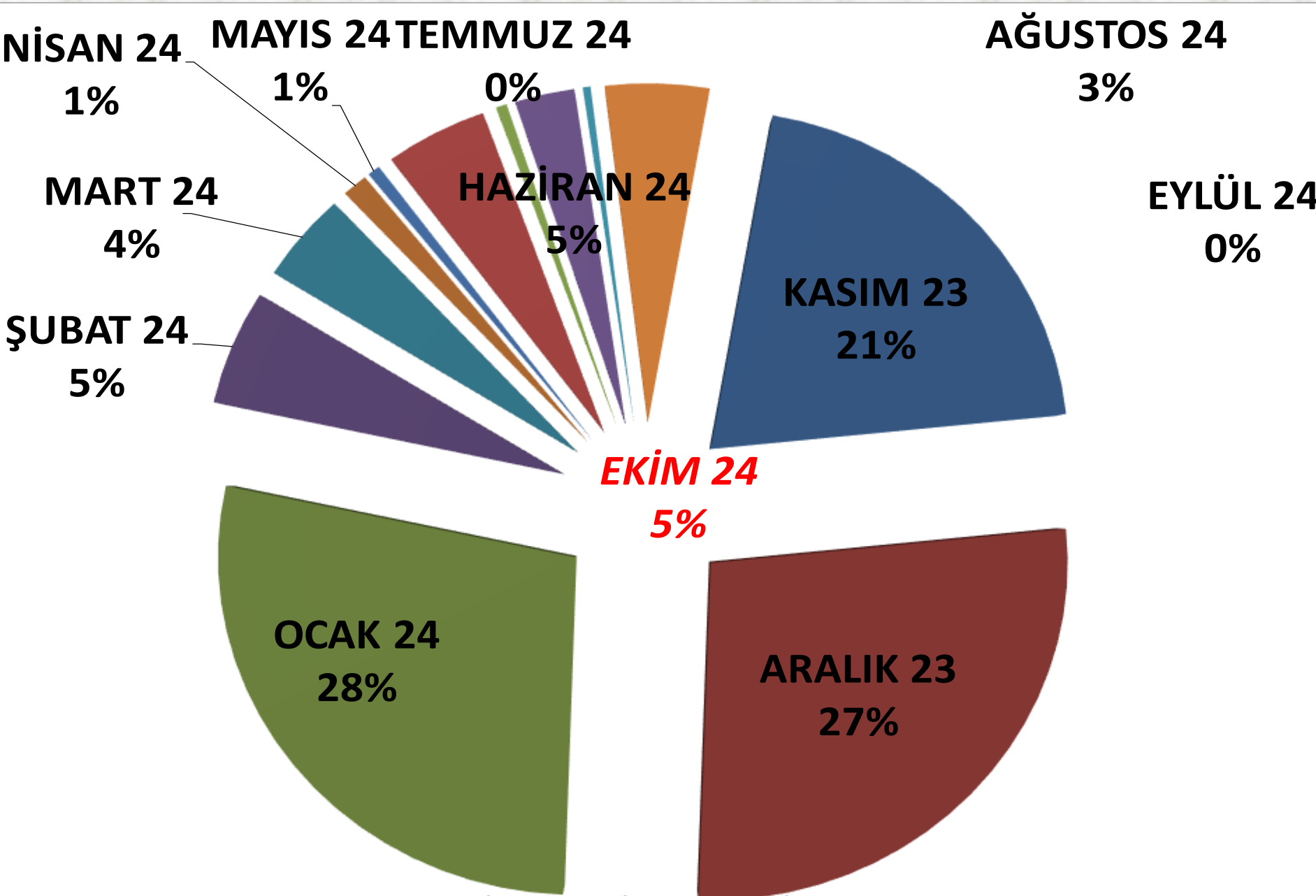


AYLIK MISIR ÇEREZLİK İŞLEM MİKTARI (TON)

■ MTS

■ TTS





AYLIK MISIR ÇEREZLİK MTS İŞLEM MİKTARI ORANLARI

EKİM AYLARI MISIR ÇEREZLİK FİYAT TRENDİ (TL)

MTS
TTS

30,00
20,00
10,00
0,00

EKİM 15

EKİM 16

EKİM 17

EKİM 18

EKİM 19

EKİM 20

EKİM 21

EKİM 22

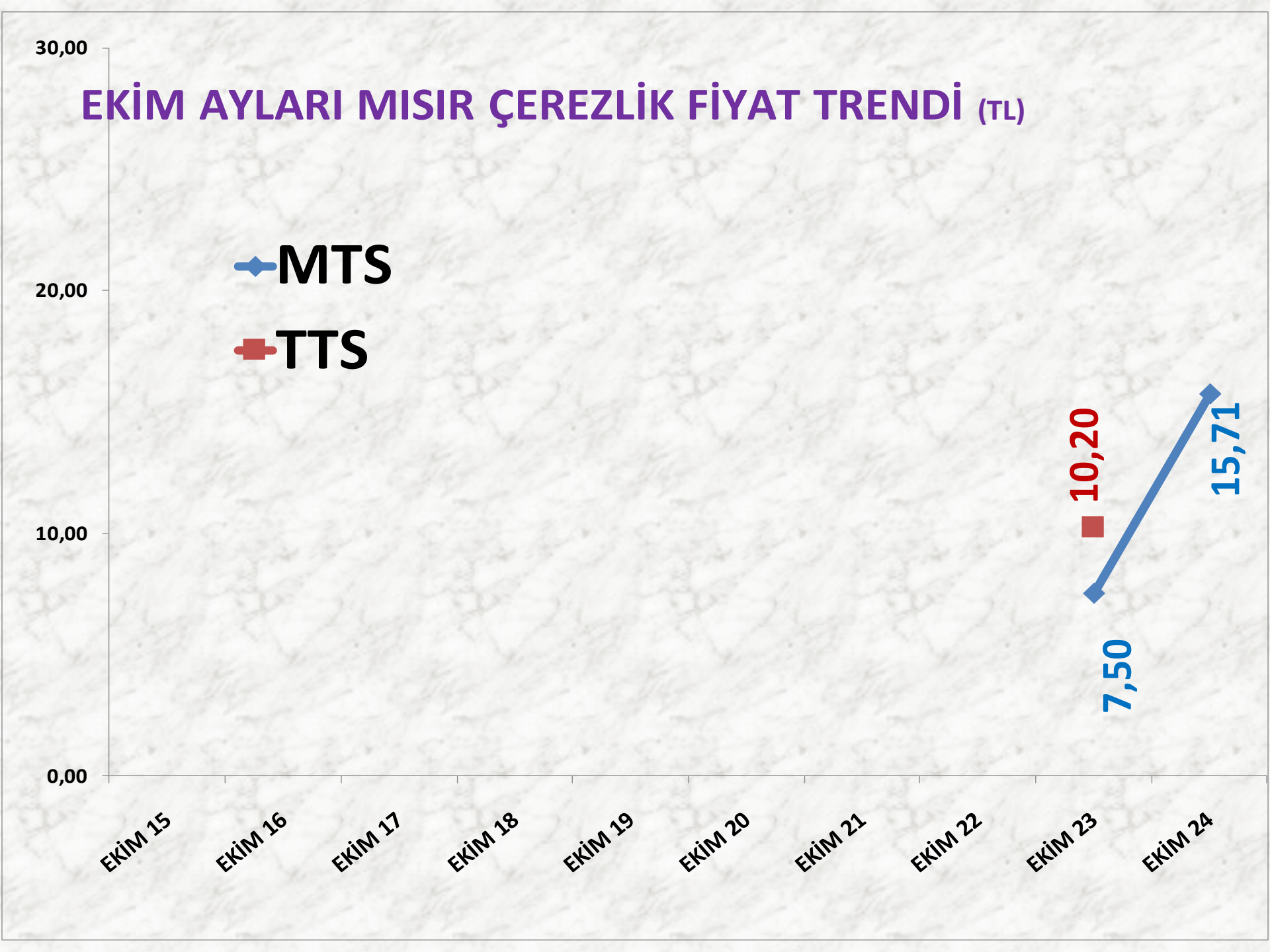
EKİM 23

EKİM 24

10,20

7,50

15,71

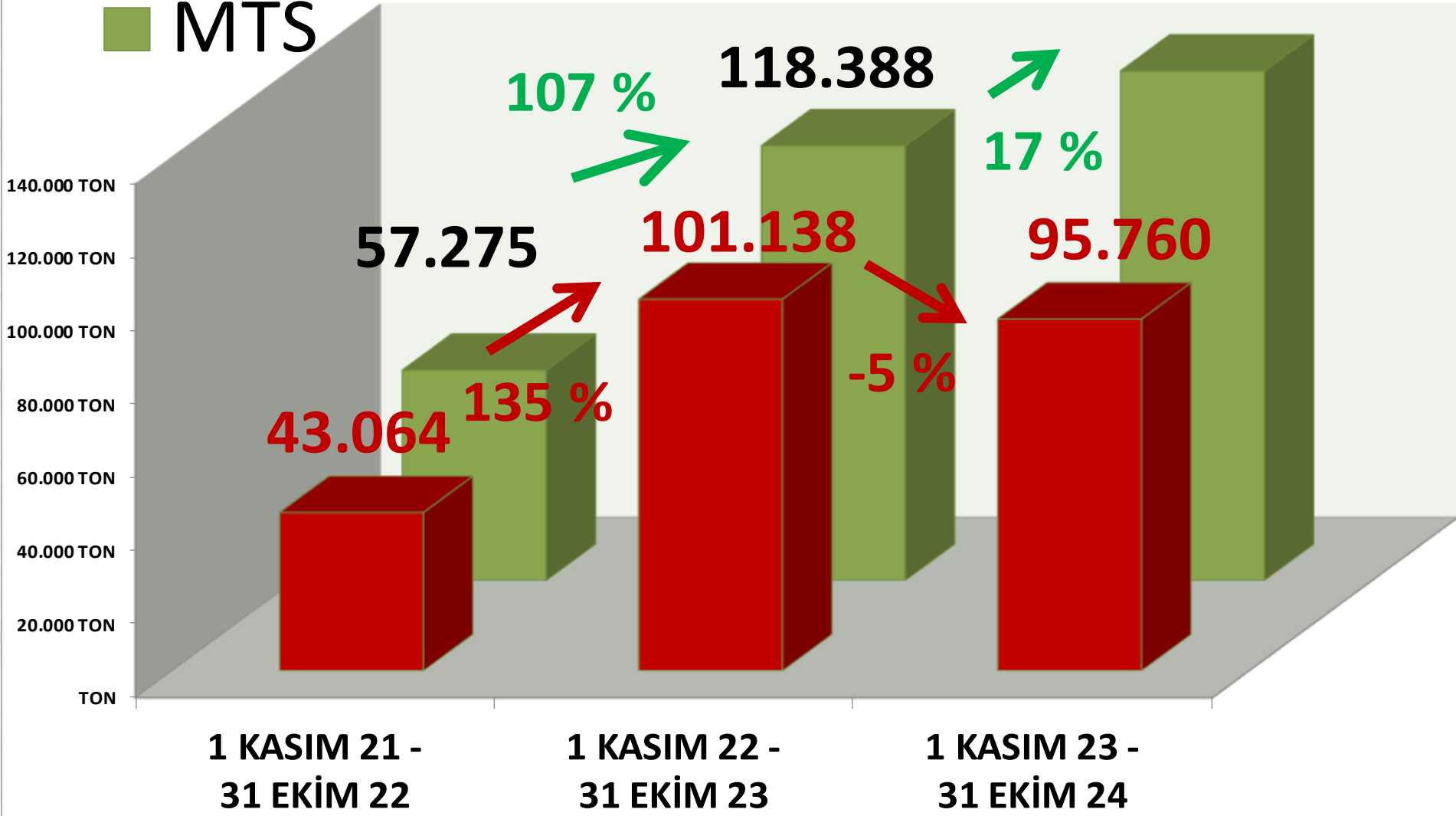


■ TTS

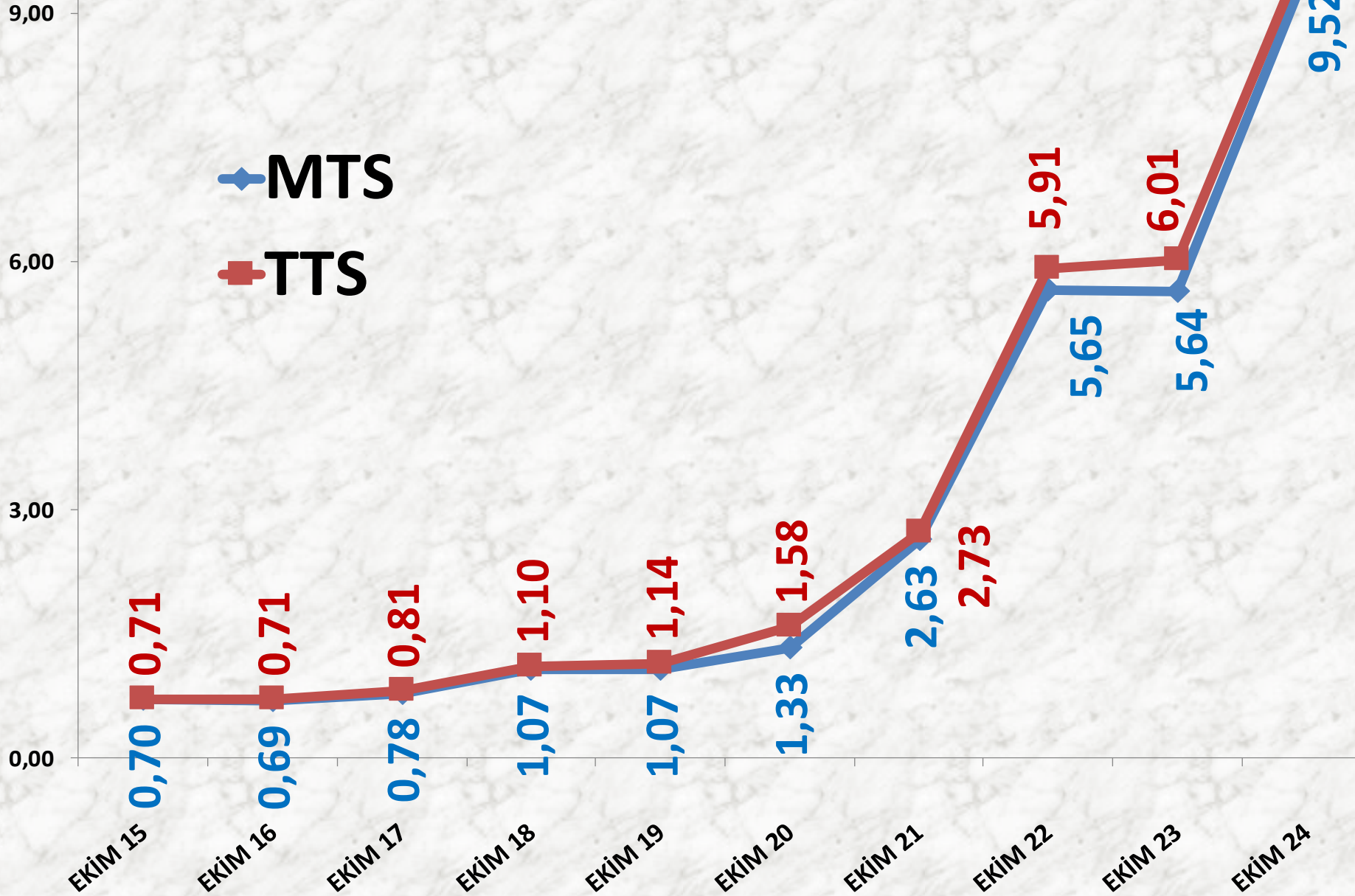
YILLIK MISIR DANE İŞLEM MİKTARI (TON)

138.751

■ MTS



EKİM AYLARI MISIR DANE FİYAT TRENDİ (TL)



NOHUT

İŞLEM MİKTARI TON	2022 EKİM	2023 EKİM		2024 EKİM	
MTS	1.060 TON	-10%	954 TON	24%	1.181 TON
TTS	0	-	126 TON	0%	127 TON

EN AZ FİYAT	2022 EKİM	2023 EKİM		2024 EKİM	
MTS	13,37 TL	49%	19,93 TL	63%	32,51 TL
TTS	-	-	30,00 TL	7%	32,00 TL

EN ÇOK FİYAT	2022 EKİM	2023 EKİM		2024 EKİM	
MTS	37,00 TL	57%	58,00 TL	21%	70,03 TL
TTS	-	-	40,00 TL	0%	40,00 TL

ORTALAMA FİYAT	2022 EKİM	2023 EKİM		2024 EKİM	
MTS	22,77 TL	80%	41,07 TL	19%	48,67 TL
TTS	-	-	37,65 TL	6%	39,91 TL

NOHUT DOĞAL

İŞLEM MİKTARI TON	2022 EKİM	2023 EKİM		2024 EKİM	
MTS	190 TON	-92%	15 TON	3480%	542 TON
TTS	0	-	0	-	125 TON

EN AZ FİYAT	2022 EKİM	2023 EKİM		2024 EKİM	
MTS	13,37 TL	113%	28,50 TL	14%	32,51 TL
TTS	-	-	-	-	40,00 TL

EN ÇOK FİYAT	2022 EKİM	2023 EKİM		2024 EKİM	
MTS	17,50 TL	63%	28,50 TL	71%	48,87 TL
TTS	-	-	-	-	40,00 TL

ORTALAMA FİYAT	2022 EKİM	2023 EKİM		2024 EKİM	
MTS	14,72 TL	94%	28,50 TL	28%	36,55 TL
TTS	-	-	-	-	40,00 TL

NOHUT - ELENMİŞ

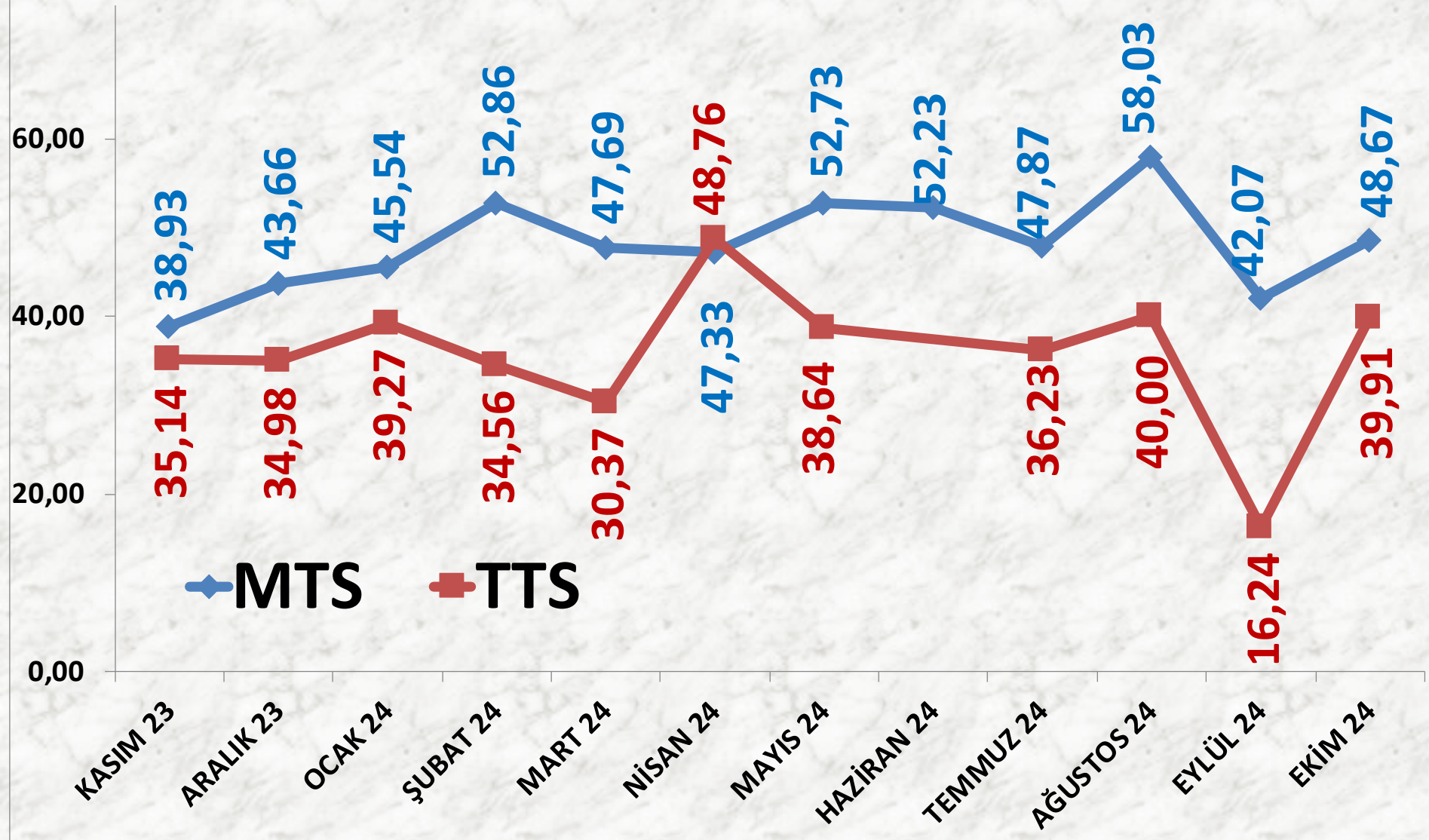
İŞLEM MİKTARI TON	2022 EKİM	2023 EKİM		2024 EKİM	
MTS	870 TON	-7%	813 TON	-21%	639 TON
TTS	0	-	126 TON	-100%	0

EN AZ FİYAT	2022 EKİM	2023 EKİM		2024 EKİM	
MTS	18,00 TL	84%	33,18 TL	51%	50,05 TL
TTS	-	-	36,50 TL	-	-

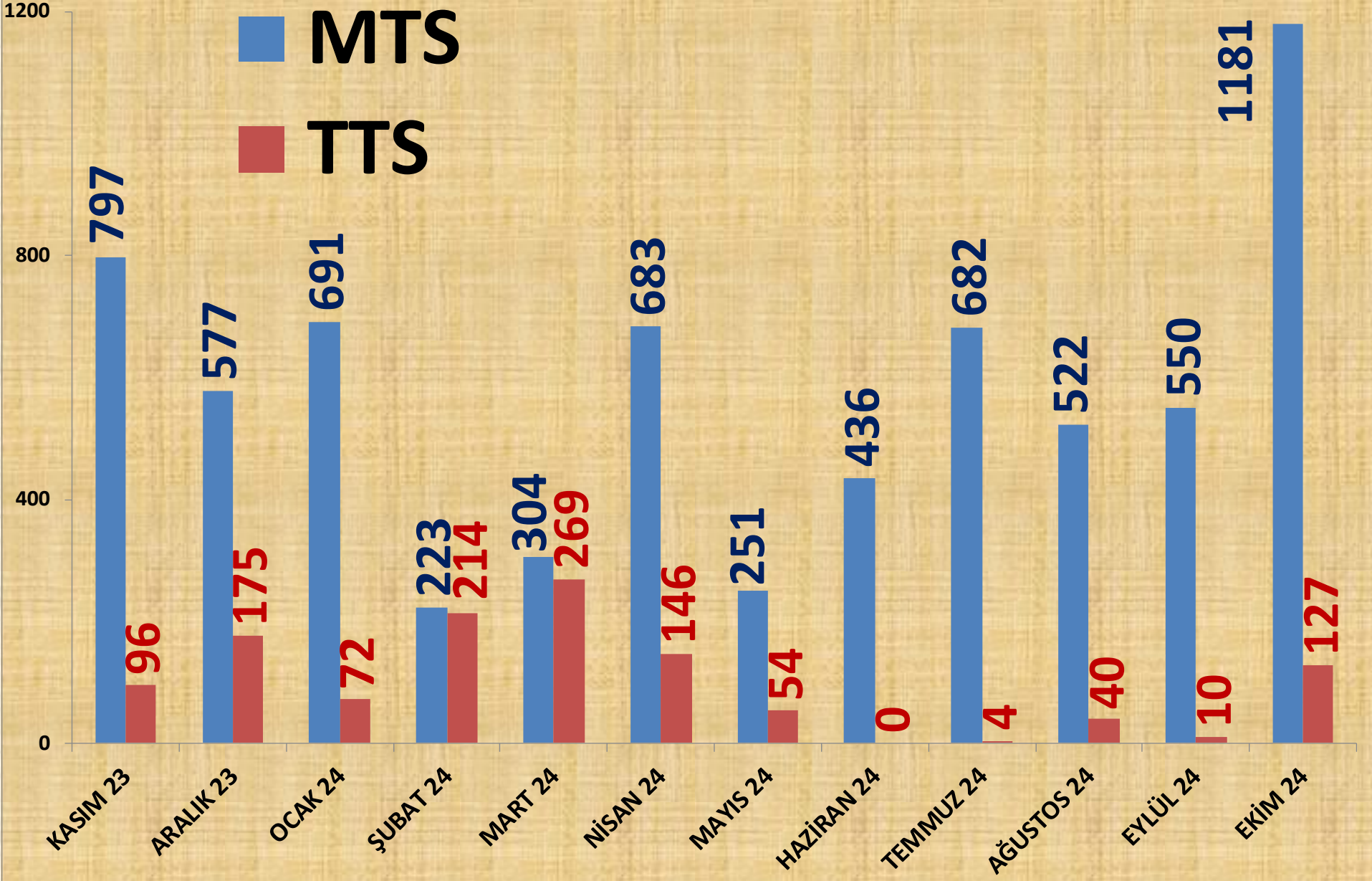
EN ÇOK FİYAT	2022 EKİM	2023 EKİM		2024 EKİM	
MTS	37,00 TL	57%	58,00 TL	21%	70,03 TL
TTS	-	-	40,00 TL	-	-

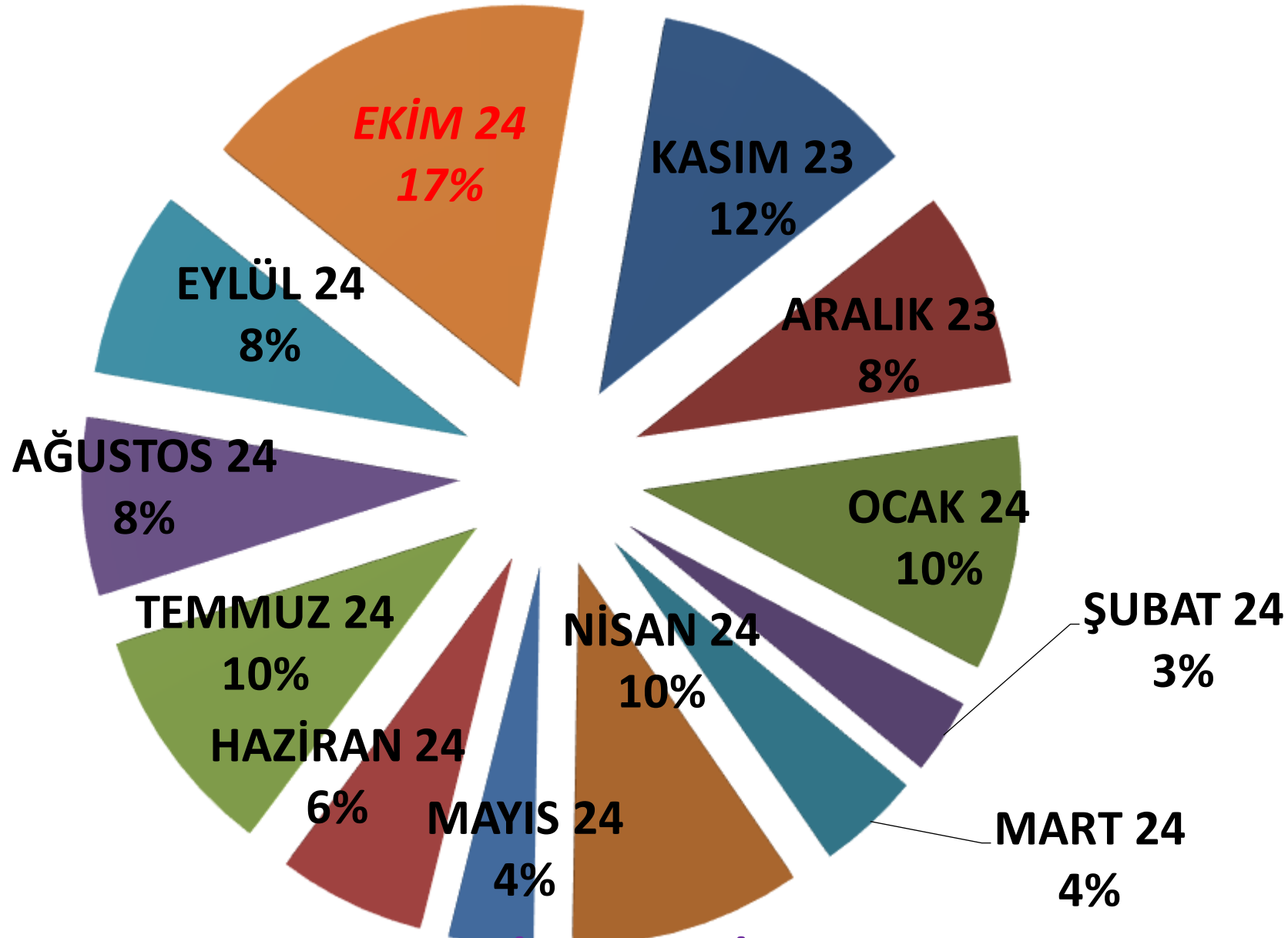
ORTALAMA FİYAT	2022 EKİM	2023 EKİM		2024 EKİM	
MTS	24,53 TL	82%	44,59 TL	32%	58,97 TL
TTS	-	-	37,69 TL	-	-

AYLIK NOHUT FİYAT TRENDİ (TL)



AYLIK NOHUT İŞLEM MİKTARI (TON)





AYLIK NOHUT MTS İŞLEM MİKTARI ORANLARI

■ TTS

YILLIK NOHUT İŞLEM MİKTARI (TON)

■ MTS

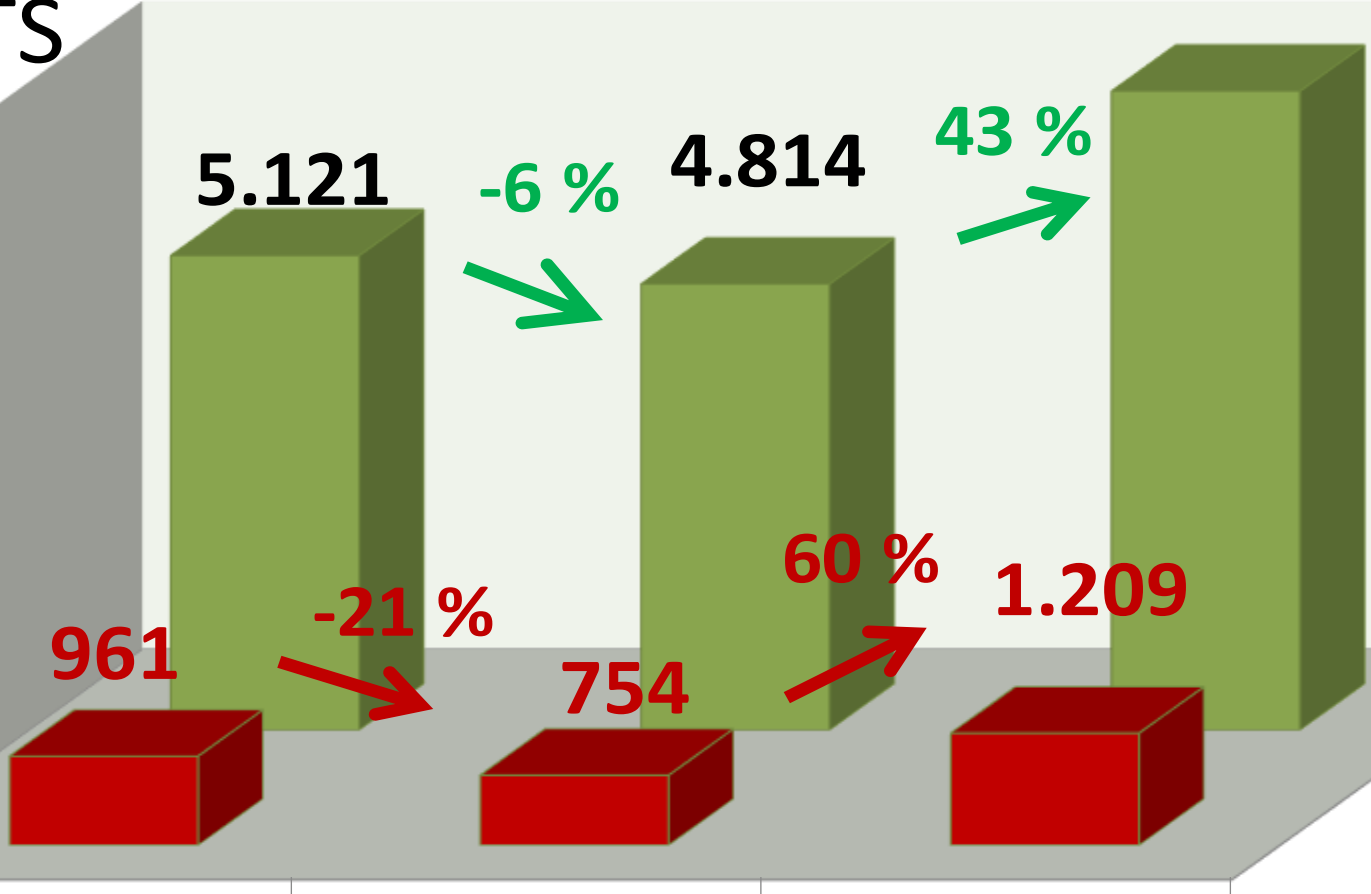
6.897

7.000 TON
6.000 TON
5.000 TON
4.000 TON
3.000 TON
2.000 TON
1.000 TON
TON

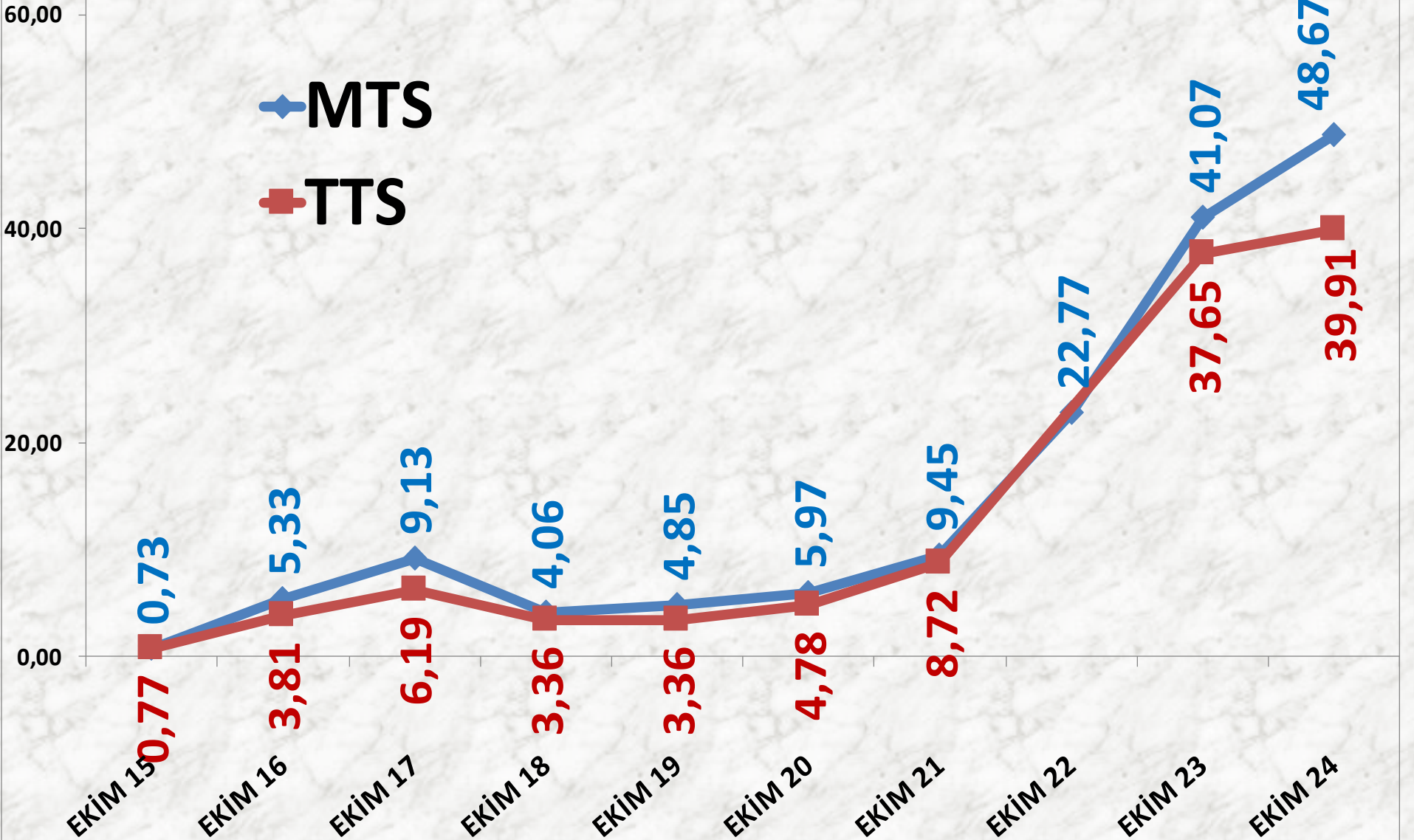
1 KASIM 21 -
31 EKİM 22

1 KASIM 22 -
31 EKİM 23

1 KASIM 23 -
31 EKİM 24



EKİM AYLARI NOHUT FİYAT TRENDİ (TL)



BEYAZ LEBLEBİ

LEBLEBİ BEYAZ 8,50 mm

İŞLEM MİKTARI TON	2022 EKİM	2023 EKİM		2024 EKİM	
TTS	3 TON	74%	5 TON	33%	7 TON

LEBLEBİ BEYAZ 9 mm

İŞLEM MİKTARI TON	2022 EKİM	2023 EKİM		2024 EKİM	
TTS	62 TON	11%	69 TON	134%	162 TON

BEYAZ LEBLEBİ

LEBLEBİ BEYAZ 9 + 9,50 mm

İŞLEM MİKTARI TON	2022 EKİM	2023 EKİM		2024 EKİM	
TTS	18 TON	-86%	2 TON	1945%	51 TON

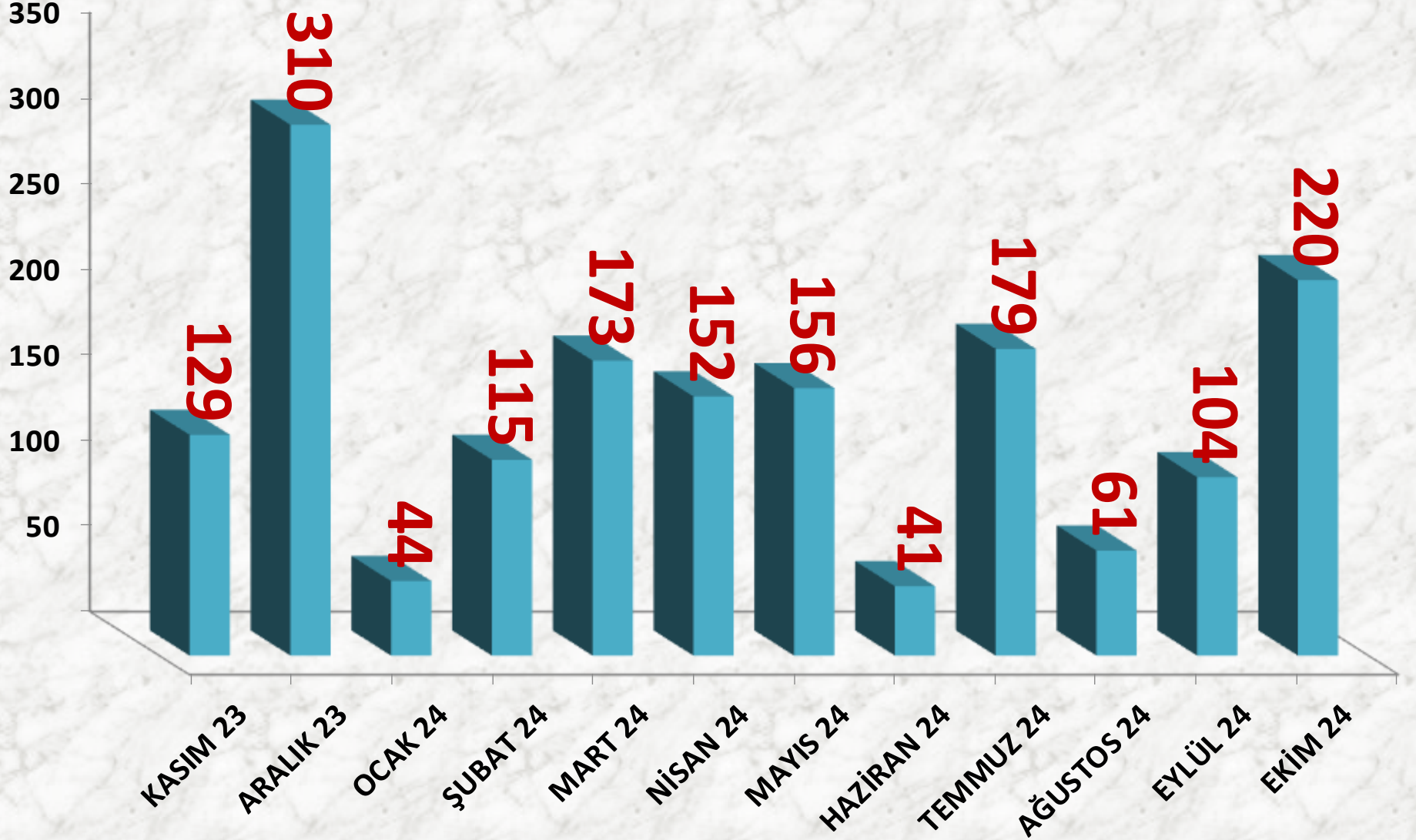
LEBLEBİ ELENTİ (Beyaz)

İŞLEM MİKTARI TON	2022 EKİM	2023 EKİM		2024 EKİM	
TTS	41 TON	-81%	8 TON	-100%	0

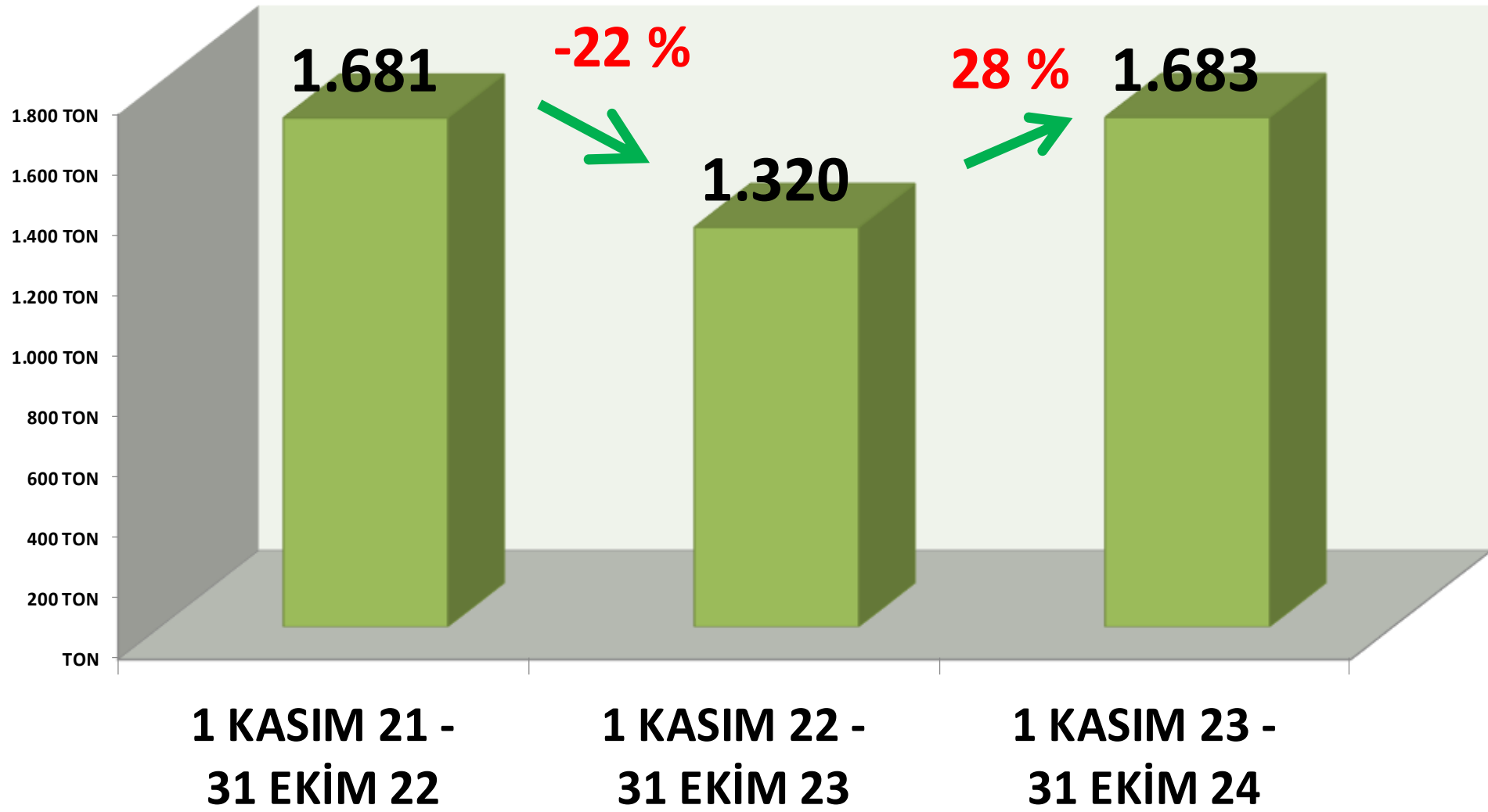
LEBLEBİ BEYAZ TOPLAM

İŞLEM MİKTARI TON	2022 EKİM	2023 EKİM		2024 EKİM	
TTS	<u>124 TON</u>	-32%	<u>85 TON</u>	159%	<u>220 TON</u>

Leblebi Beyaz İşlem Miktarı (Ton)



YILLIK TOPLAM BEYAZ LEBLEBİ İŞLEM MİKTARI (TON)



LEBLEBİ BEYAZ 8,50 mm FİYATLARI

FİYAT	2022 EKİM	2023 EKİM		2024 EKİM	
EN AZ	28,00 TL	59%	44,55 TL	35%	60,00 TL
EN ÇOK	28,00 TL	74%	48,79 TL	42%	69,31 TL
ORTALAMA	28,00 TL	66%	46,35 TL	41%	65,34 TL

LEBLEBİ BEYAZ 9 mm FİYATLARI

FİYAT	2022 EKİM	2023 EKİM		2024 EKİM	
EN AZ	44,00 TL	69%	74,25 TL	25%	93,00 TL
EN ÇOK	50,00 TL	90%	95,00 TL	28%	122,00 TL
ORTALAMA	45,29 TL	81%	82,07 TL	31%	107,13 TL

LEBLEBİ BEYAZ 9 + 9,50 mm FİYATLARI

FİYAT	2022 EKİM	2023 EKİM		2024 EKİM	
EN AZ	34,00 TL	75%	59,41 TL	31%	78,00 TL
EN ÇOK	40,00 TL	70%	68,02 TL	28%	87,00 TL
ORTALAMA	37,07 TL	79%	66,36 TL	21%	79,99 TL

LEBLEBİ ELENTİ (Beyaz) Fiyatları

ORTALAMA FİYAT	2022 EKİM	2023 EKİM		2024 EKİM	
	16,66 TL	-19%	13,47 TL	-	-

SARI LEBLEBİ

LEBLEBİ SARI 9 mm

İŞLEM MİKT. TON	2022 EKİM	2023 EKİM		2024 EKİM	
TTS	31 TON	-19%	25 TON	-36%	16 TON

LEBLEBİ SARI 9,50 mm

İŞLEM MİKT. TON	2022 EKİM	2023 EKİM		2024 EKİM	
TTS	7 TON	156%	17 TON	79%	31 TON

LEBLEBİ SARI 9,75 mm

İŞLEM MİKT. TON	2022 EKİM	2023 EKİM		2024 EKİM	
TTS	71 TON	-55%	32 TON	747%	270 TON

LEBLEBİ SARI 10 mm

İŞLEM MİKT. TON	2022 EKİM	2023 EKİM		2024 EKİM	
TTS	82 TON	162%	214 TON	-96%	9 TON

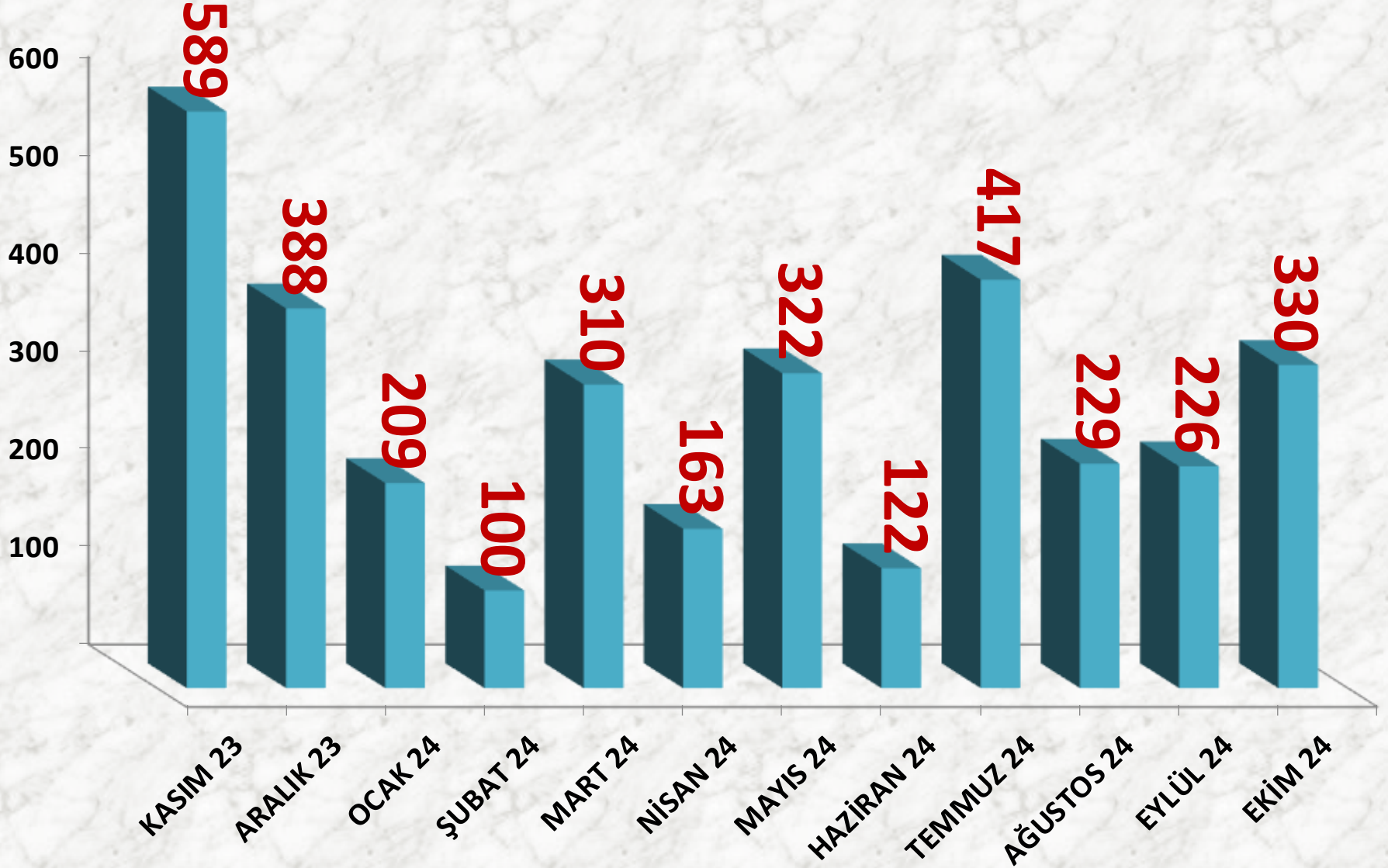
LEBLEBİ KALBURALTI (SARI)

İŞLEM MİKT. TON	2022 EKİM	2023 EKİM		2024 EKİM	
TTS	4 TON	-100%	0	-	3 TON

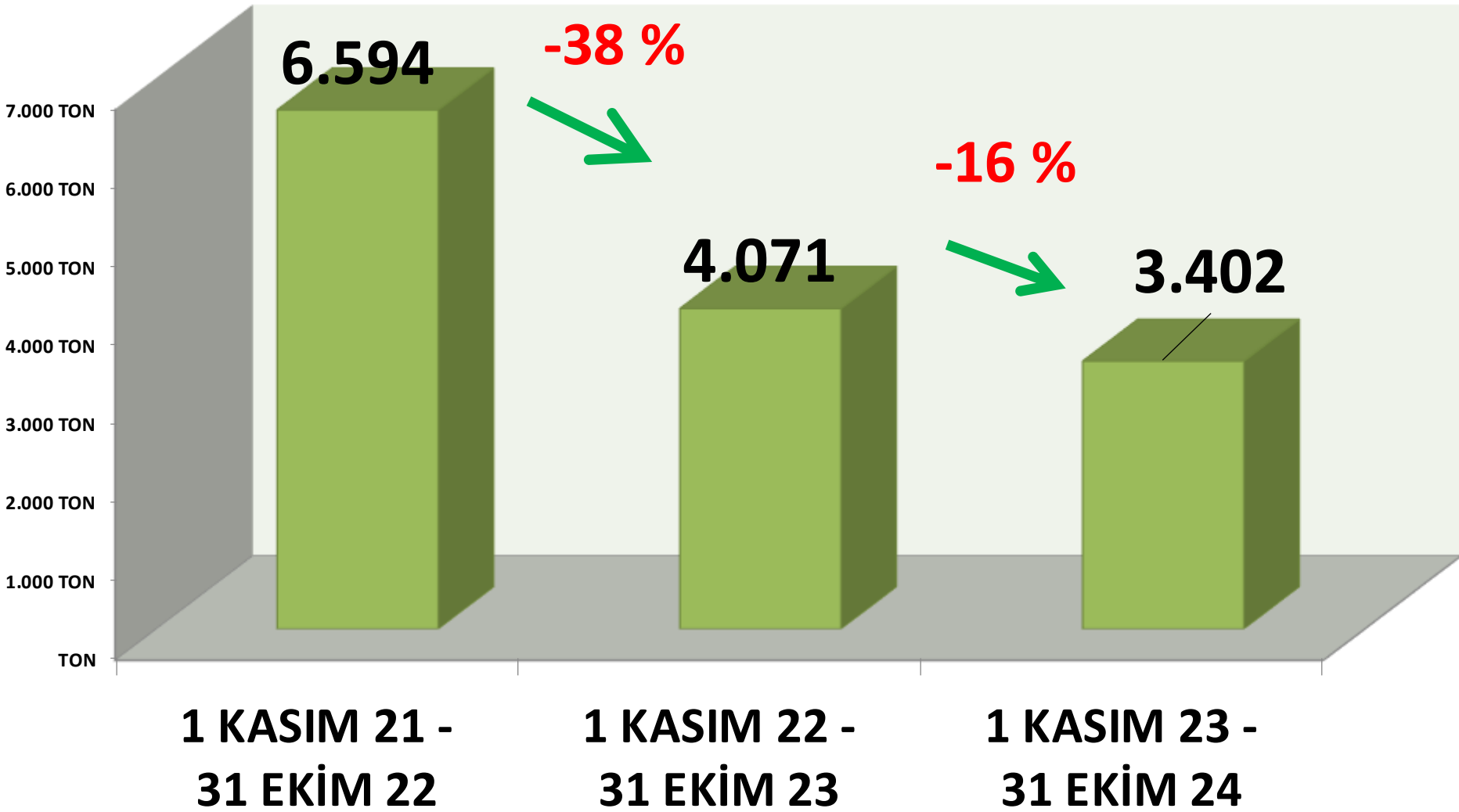
LEBLEBİ SARI TOPLAM

İŞLEM MİKT. TON	2022 EKİM	2023 EKİM		2024 EKİM	
TTS	<u>195 TON</u>	48%	<u>289 TON</u>	14%	<u>330 TON</u>

Leblebi Sarı İşlem Miktarı (Ton)



YILLIK TOPLAM SARI LEBLEBİ İŞLEM MİKTARI (TON)



LEBLEBİ SARI 9 mm FİYATLARI

	2022 EKİM	2023 EKİM		2024 EKİM	
EN AZ	20,00 TL	105%	41,00 TL	32%	54,00 TL
EN ÇOK	30,00 TL	50%	45,00 TL	56%	70,00 TL
ORTALAMA	25,34 TL	70%	43,03 TL	54%	66,25 TL

LEBLEBİ SARI 9,50 mm FİYATLARI

	2022 EKİM	2023 EKİM		2024 EKİM	
EN AZ	32,00 TL	63%	52,00 TL	42%	74,00 TL
EN ÇOK	34,00 TL	76%	60,00 TL	33%	80,00 TL
ORTALAMA	33,49 TL	69%	56,46 TL	39%	78,20 TL

LEBLEBİ SARI 9,75 mm FİYATLARI

	2022 EKİM	2023 EKİM		2024 EKİM	
EN AZ	35,75 TL	76%	63,00 TL	30%	82,00 TL
EN ÇOK	40,00 TL	63%	65,00 TL	38%	90,00 TL
ORTALAMA	38,58 TL	67%	64,41 TL	31%	84,54 TL

LEBLEBİ SARI 10 mm FİYATLARI

	2022 EKİM	2023 EKİM		2024 EKİM	
EN AZ	41,00 TL	63%	67,00 TL	40%	93,50 TL
EN ÇOK	54,00 TL	60%	86,25 TL	17%	101,00 TL
ORTALAMA	45,12 TL	65%	74,64 TL	30%	97,01 TL


LEBLEBİ KALBURALTI (SARI) FİYATLARI

	2022 EKİM	2023 EKİM		2024 EKİM	
ORTALAMA FİYAT	16,29 TL	-	-	-	40,54 TL

YILLIK YURTIÇİ TOPLAM LEBLEBİ İŞLEM MİKTARI

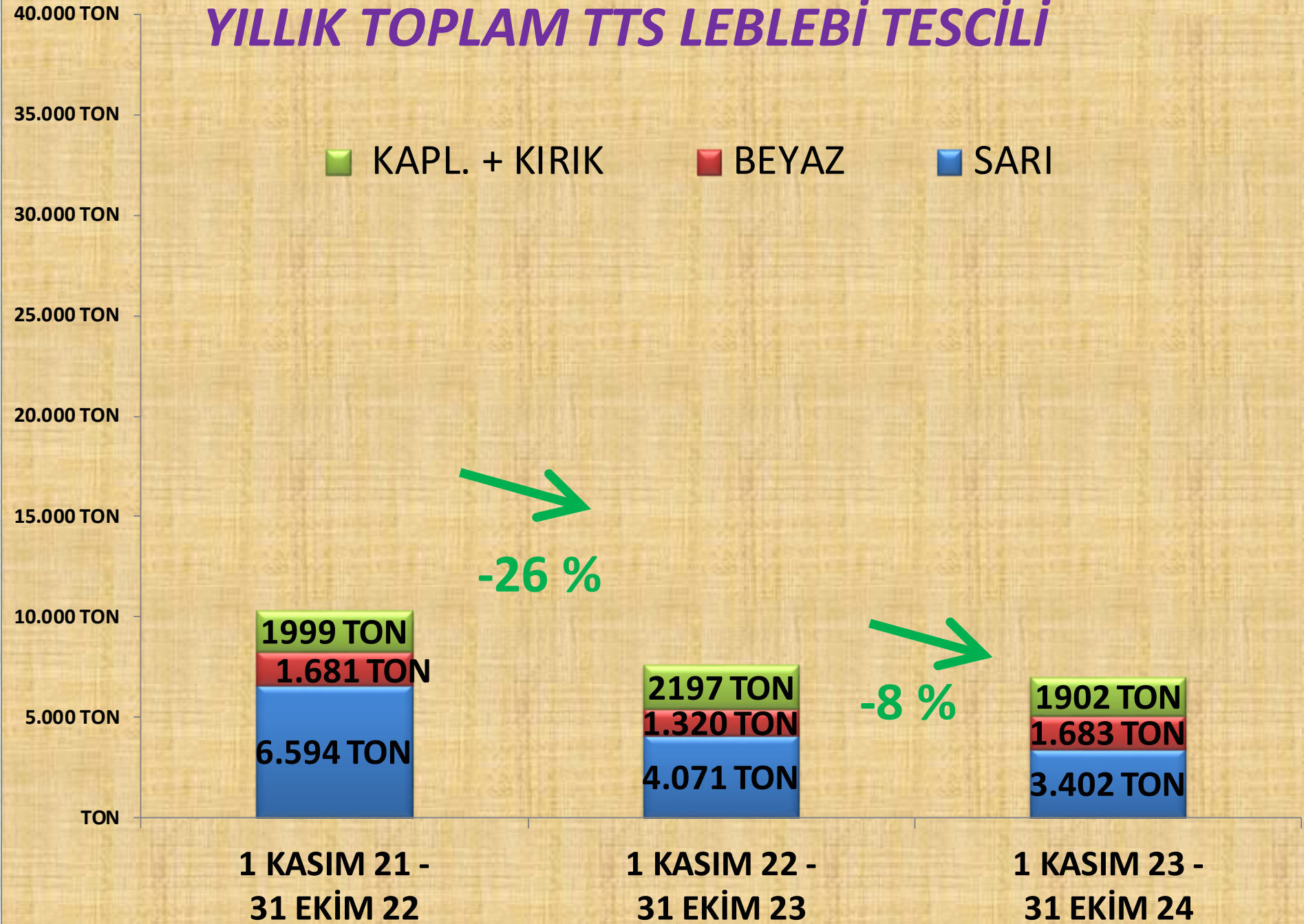
MİKTAR	1 KASIM 21 - 31 EKİM 22	1 KASIM 22 - 31 EKİM 23		1 KASIM 23 - 31 EKİM 24	
SARI	6.594 TON	-38%	4.071 TON	-16%	3.402 TON
BEYAZ	1.681 TON	-22%	1.320 TON	28%	1.683 TON
KAPL.+KIRIK	1.999 TON	10%	2.197 TON	-13%	1.902 TON
LEBLEBİ TOPLAM	10.273 TON	-26%	7.588 TON	-8%	6.987 TON

YILLIK TOPLAM TTS LEBLEBİ TESCİLİ

 KAPL. + KIRIK

 BEYAZ

 SARI



LEBLEBİ İHRACAT MİKTARLARI

2022 EKİM

SARI LEBLEBİ	18.080 kg.
BEYAZ LEBLEBİ	4.140 kg.
KAPLAMALI LEBLEBİ	1.800 kg.
KIRIK LEBLEBİ	-
LEBLEBİ UNU	-
LEBLEBİ KALBURALTI	-
TOPLAM	24.020 kg.

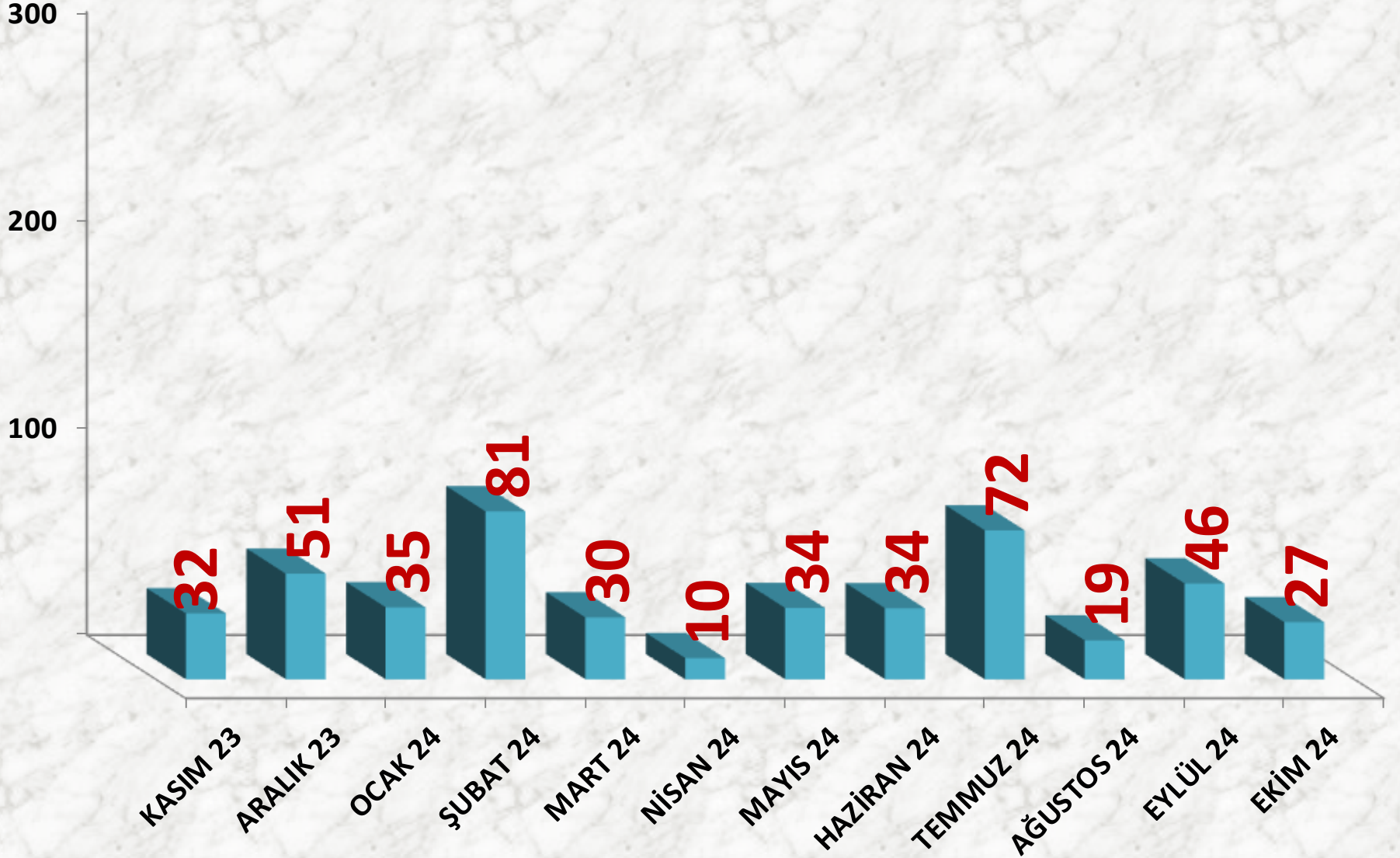
2023 EKİM

SARI LEBLEBİ	1.488 kg.
BEYAZ LEBLEBİ	1.056 kg.
KAPLAMALI LEBLEBİ	-
KIRIK LEBLEBİ	-
LEBLEBİ UNU	-
LEBLEBİ KALBURALTI	-
TOPLAM	2.544 kg.

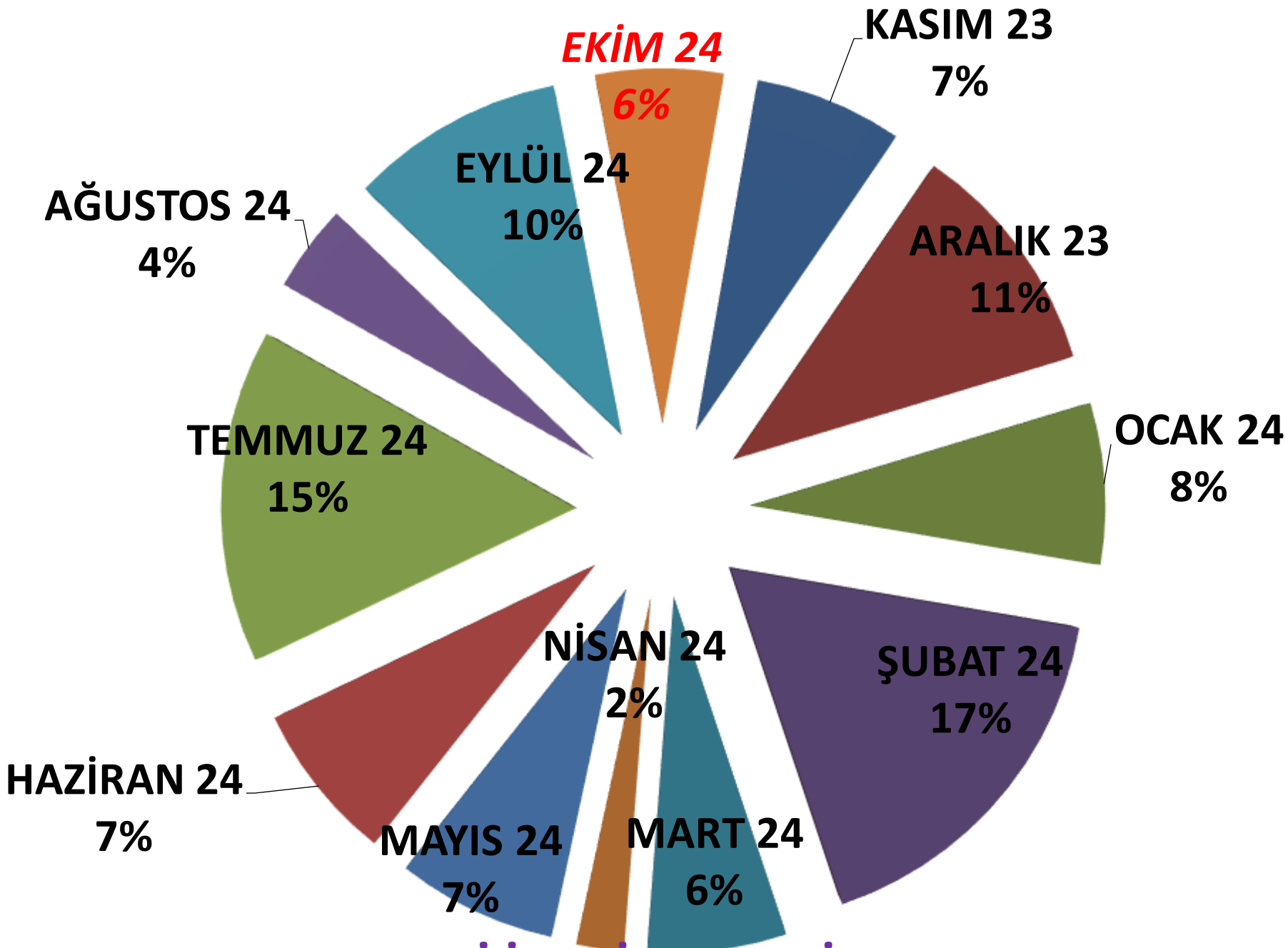
2024 EKİM

SARI LEBLEBİ	4.060 kg.
BEYAZ LEBLEBİ	17.920 kg.
KAPLAMALI LEBLEBİ	1.000 kg.
KIRIK LEBLEBİ	-
LEBLEBİ UNU	4.500 kg.
LEBLEBİ KALBURALTI	-
TOPLAM	27.480 kg.

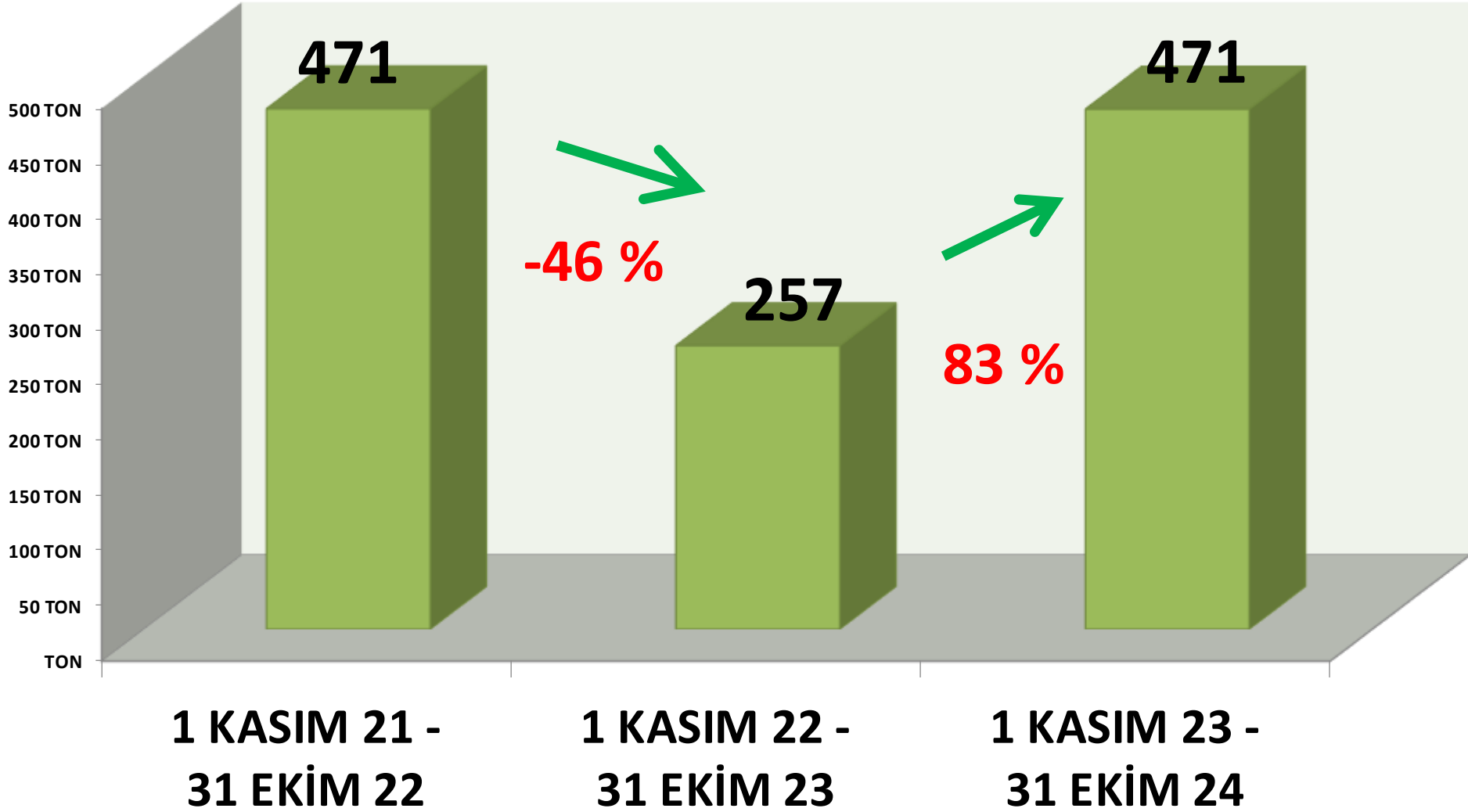
Leblebi İhracat (Ton)



AYLIK LEBLEBİ İHR. İŞLEM MİKTARI ORANLARI



YILLIK TOPLAM LEBLEBİ İHRACAT MİKTARI (TON)



AYÇEKİRDEĞİ

İŞLEM MİKTARI TON	2022 EKİM	2023 EKİM		2024 EKİM	
MTS	4.023 TON	-58%	1.678 TON	285%	6.463 TON
TTS	6.051 TON	-17%	5.013 TON	-49%	2.540 TON

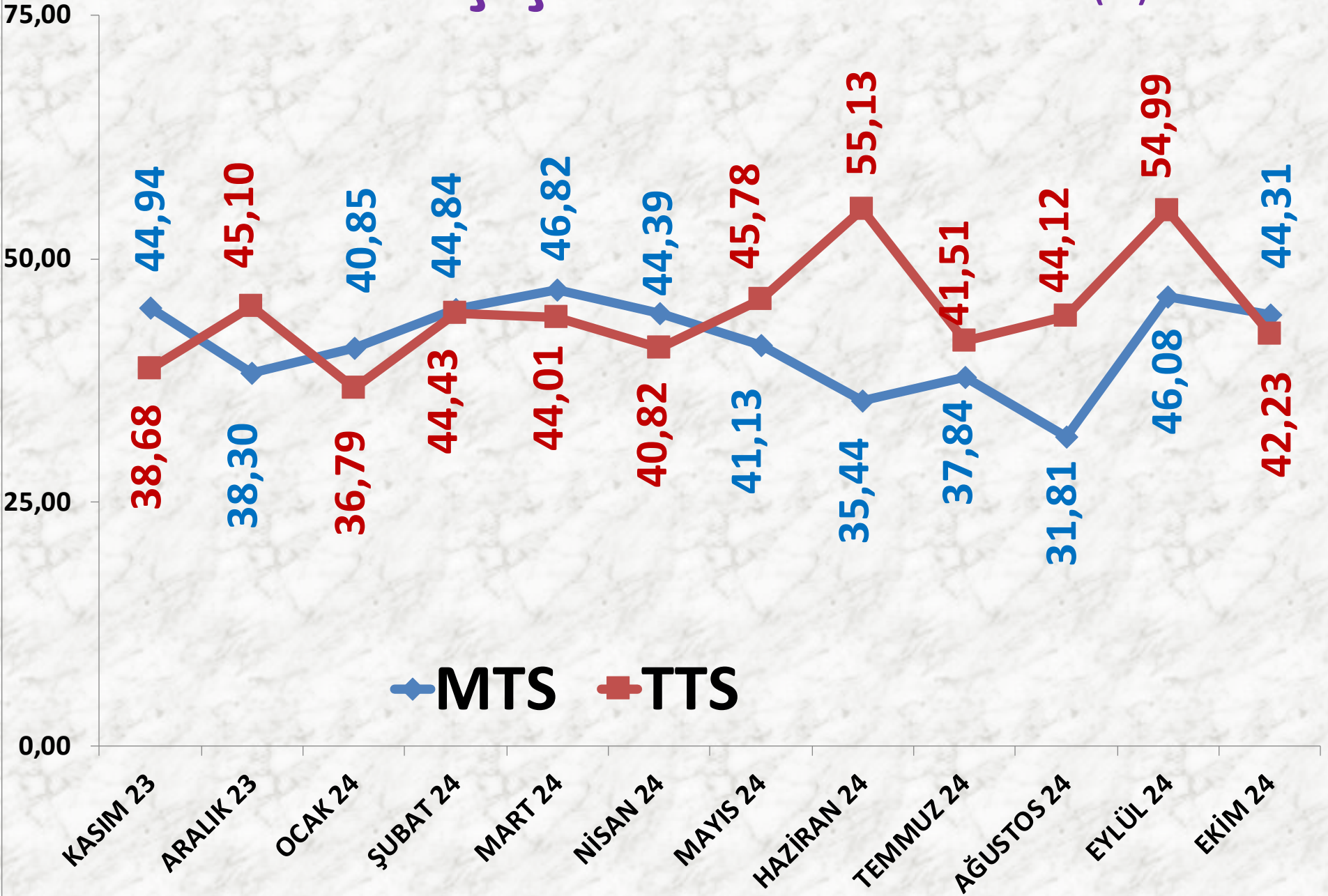
AYÇİÇEĞİ FİYATLARI

EN AZ FİYAT	2022 EKİM	2023 EKİM		2024 EKİM	
MTS	17,00 TL	98%	33,67 TL	-31%	23,07 TL
TTS	12,50 TL	136%	29,50 TL	19%	35,00 TL

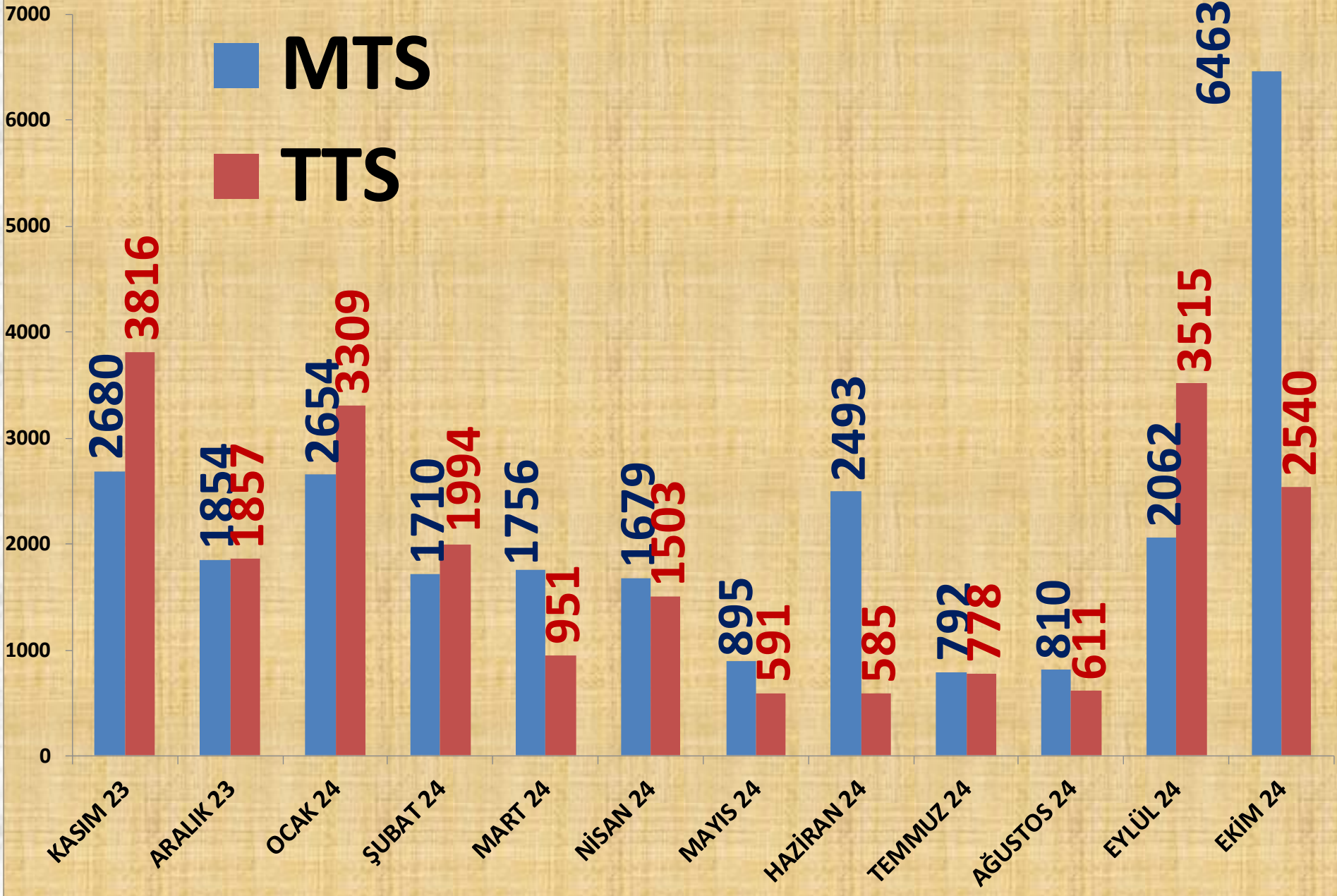
EN ÇOK FİYAT	2022 EKİM	2023 EKİM		2024 EKİM	
MTS	35,40 TL	159%	91,58 TL	-8%	84,68 TL
TTS	41,00 TL	156%	105,00 TL	-19%	85,00 TL

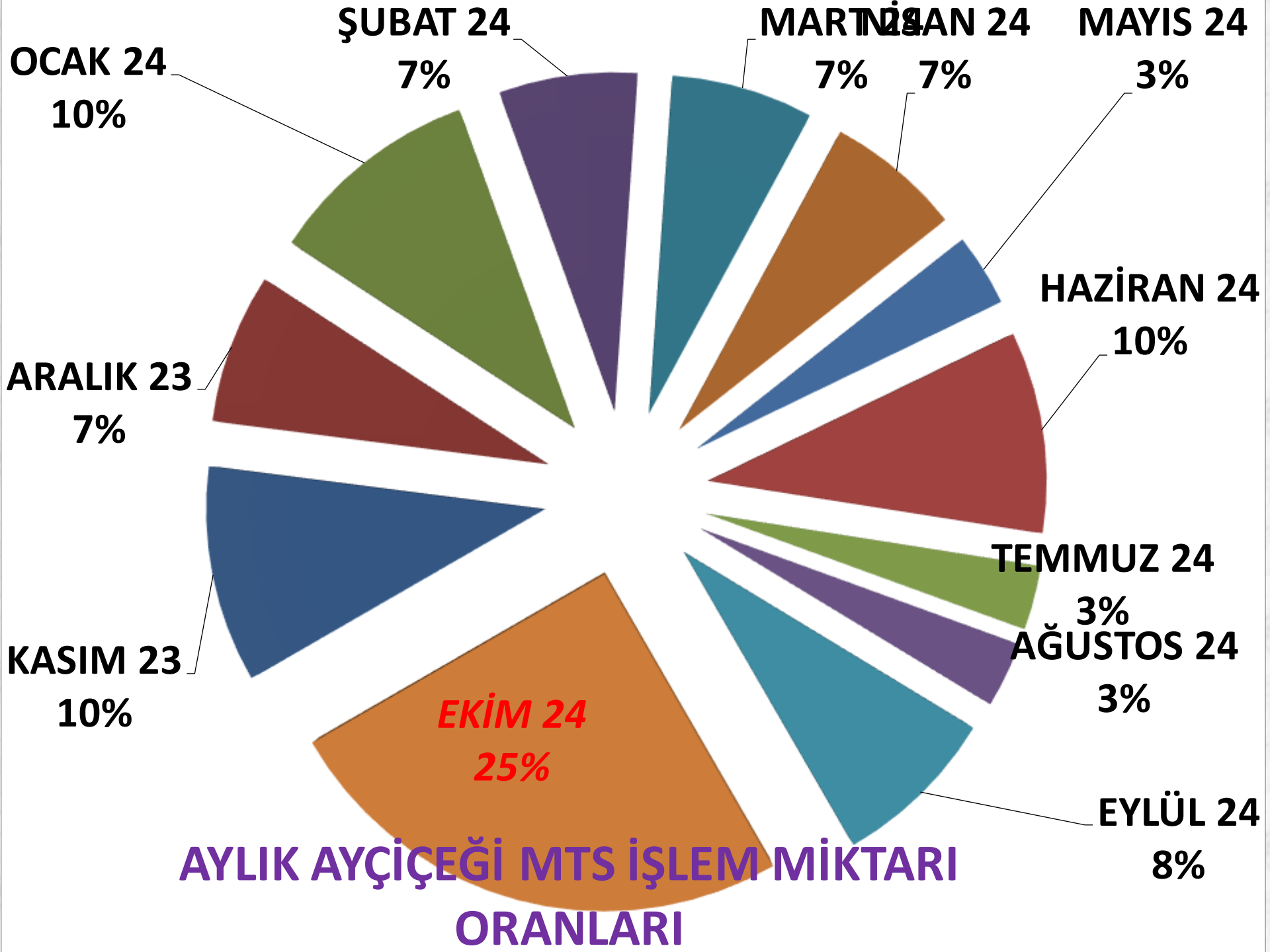
ORTALAMA FİYAT	2022 EKİM	2023 EKİM		2024 EKİM	
MTS	21,50 TL	143%	52,28 TL	-15%	44,31 TL
TTS	25,07 TL	112%	53,10 TL	-20%	42,23 TL

AYLIK AYÇİÇEĞİ FİYAT TRENDİ (TL)



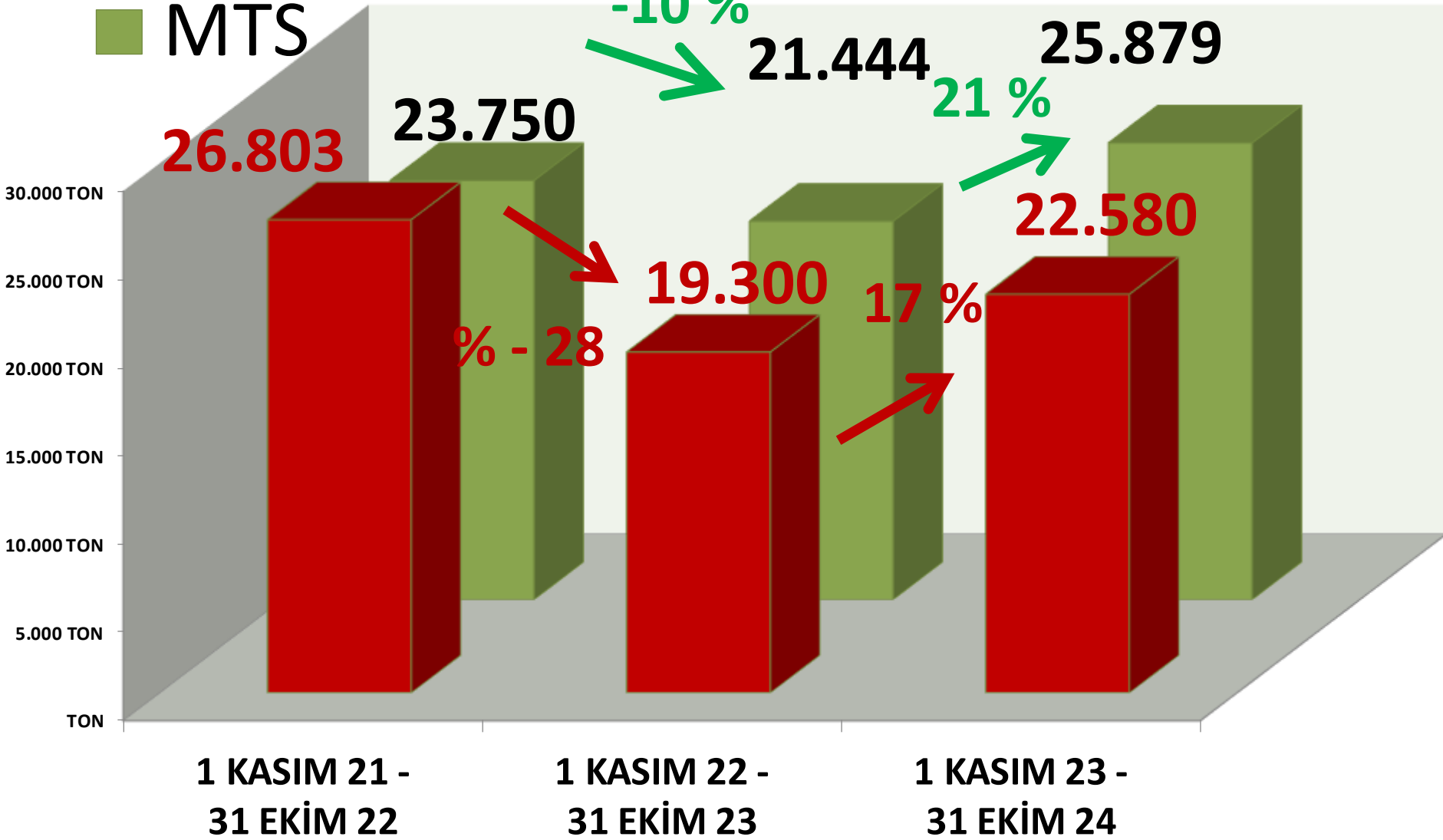
AYLIK AYÇİÇEĞİ İŞLEM MİKTARI (TON)





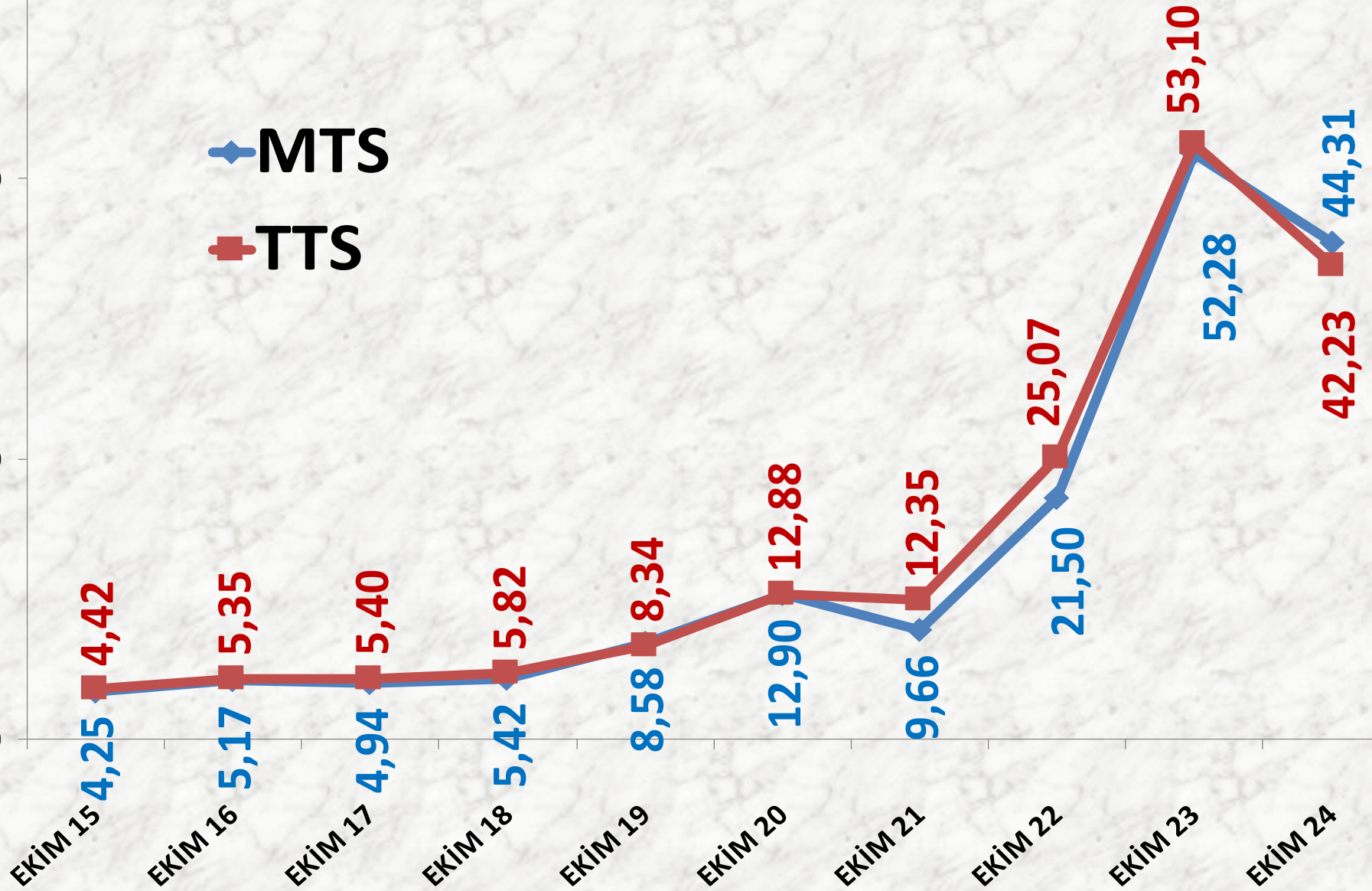
■ TTS YILLIK AYÇİÇEĞİ İŞLEM MİKTARI (TON)

■ MTS



EKİM AYLARI AYÇİÇEĞİ FİYAT TRENDİ (TL)

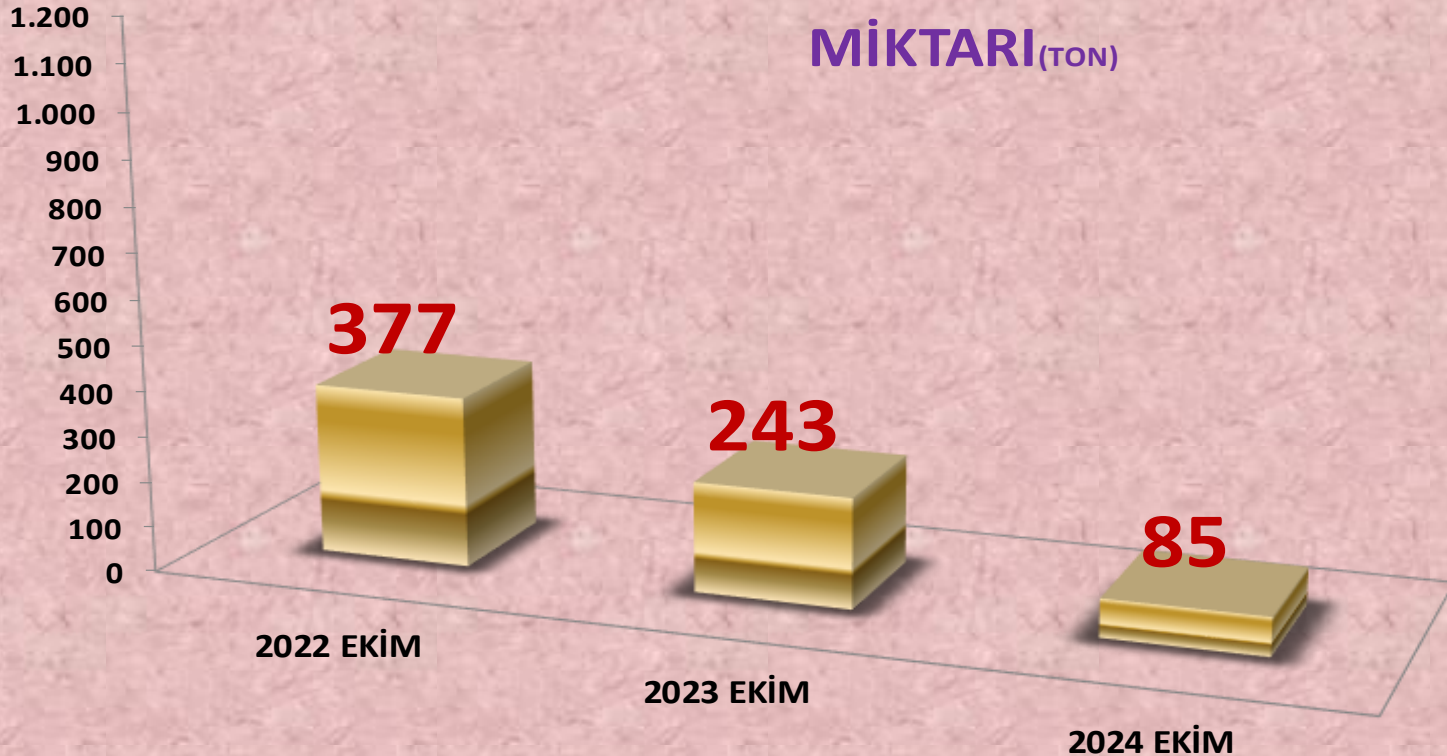
◆ MTS
■ TTS



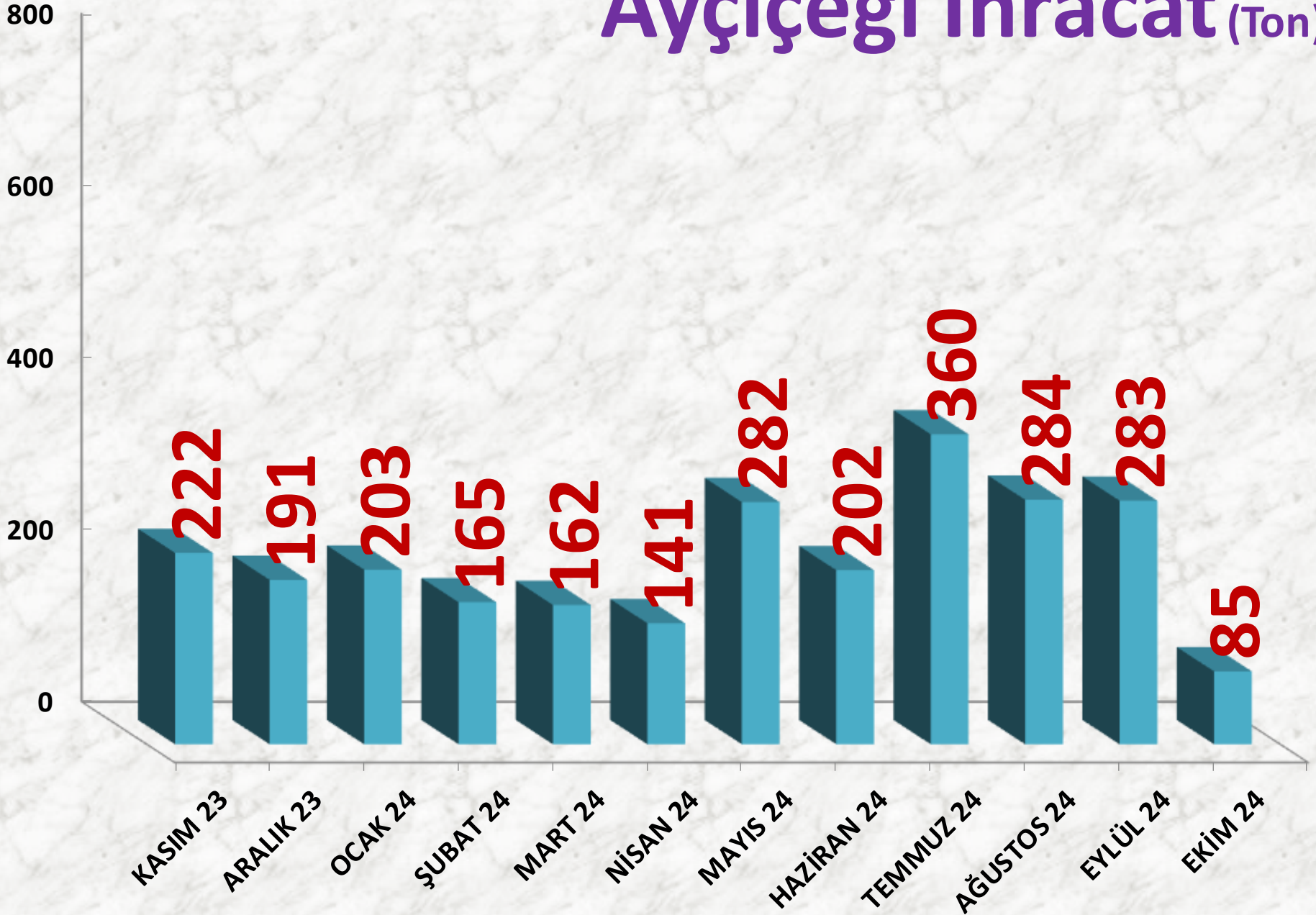
AYÇEKİRDEĞİ İHRACATI

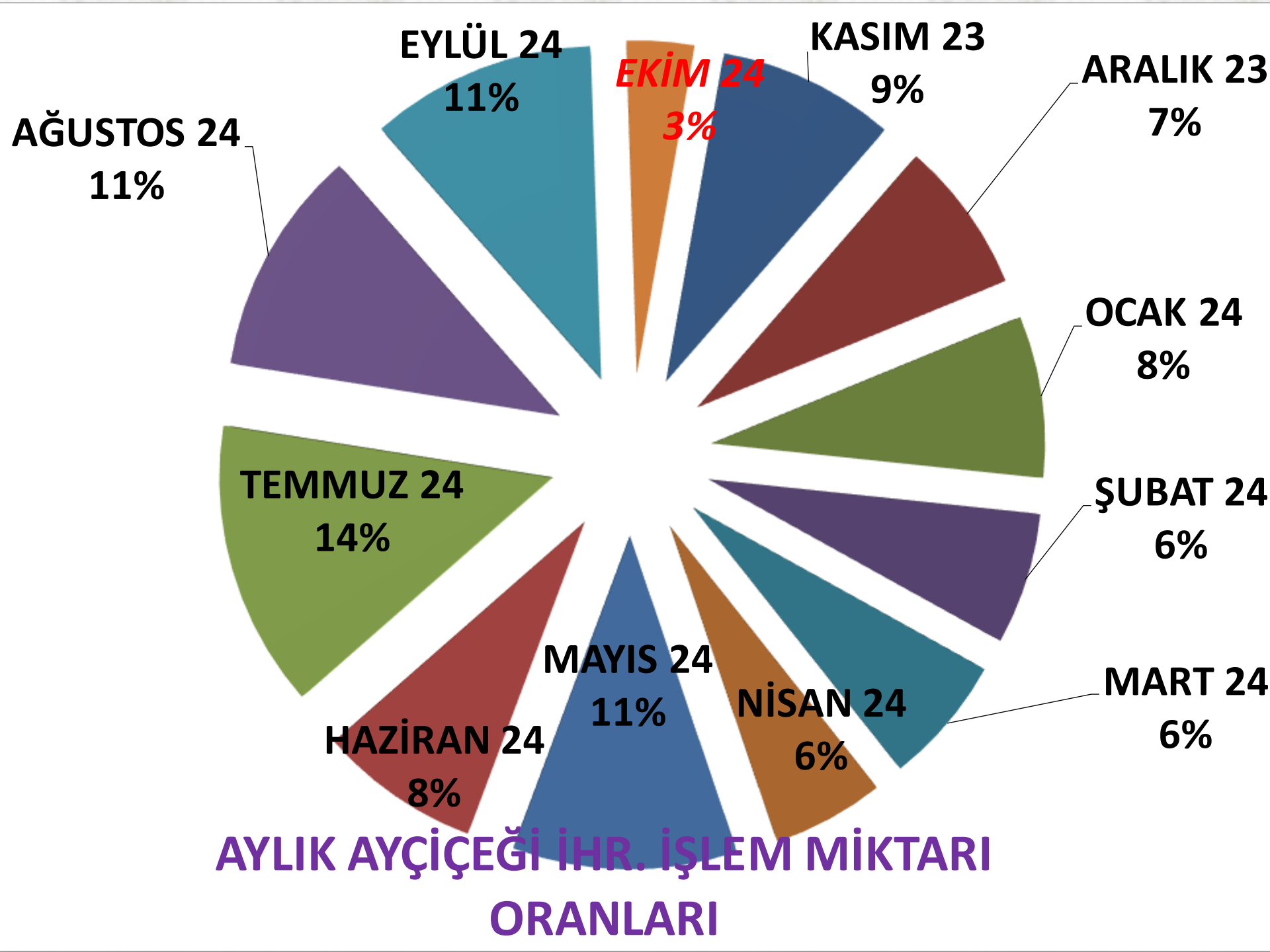
	2022 EKİM	2023 EKİM		2024 EKİM	
İHRACAT	377 TON	-36%	243 TON	-65%	85 TON

AYÇEKİRDEĞİ İHRACAT MİKTARI (TON)

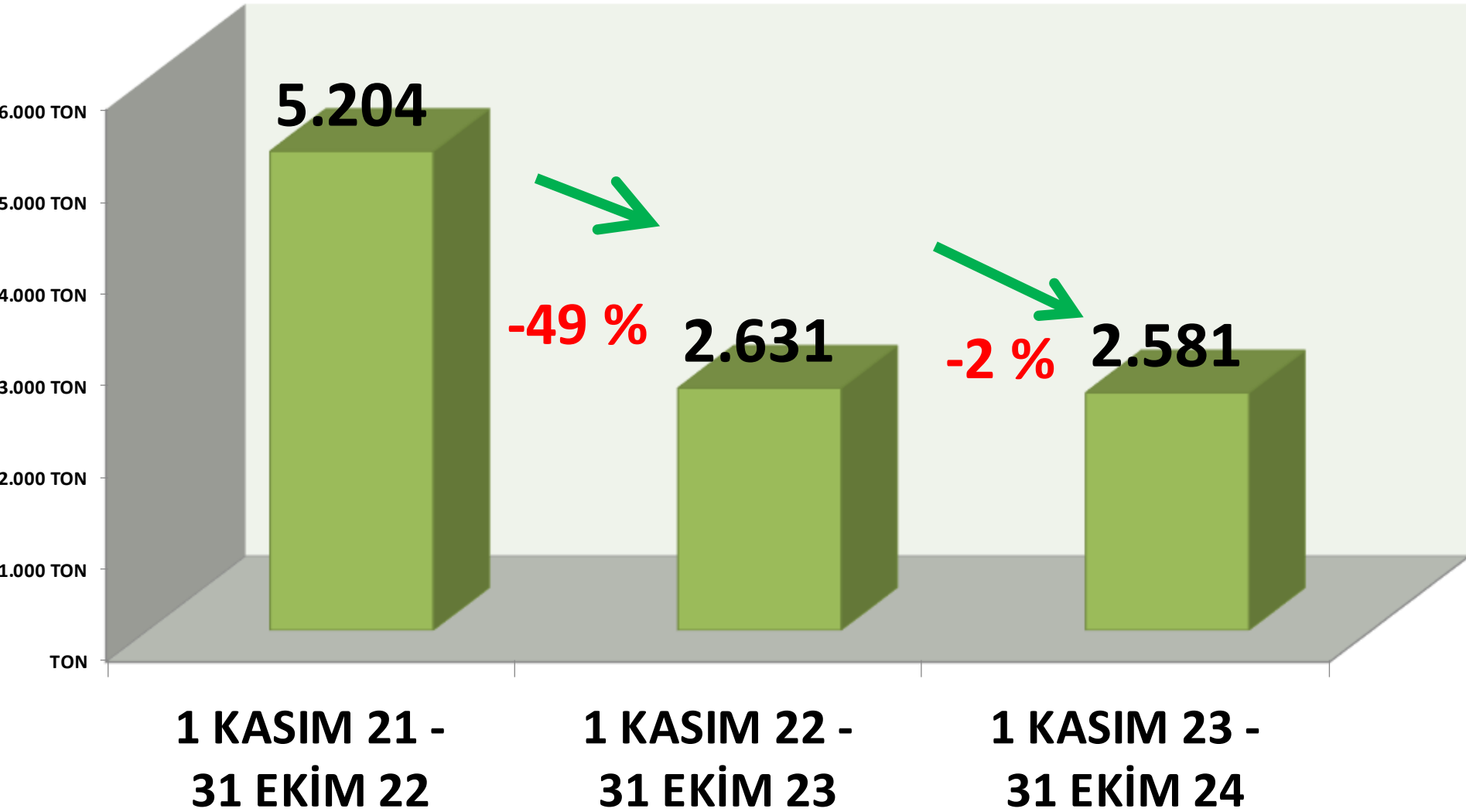


Ayçiçeği İhracat (Ton)





YILLIK TOPLAM AYÇİÇEĞİ İHRACAT MİKTARI (TON)



SÜT

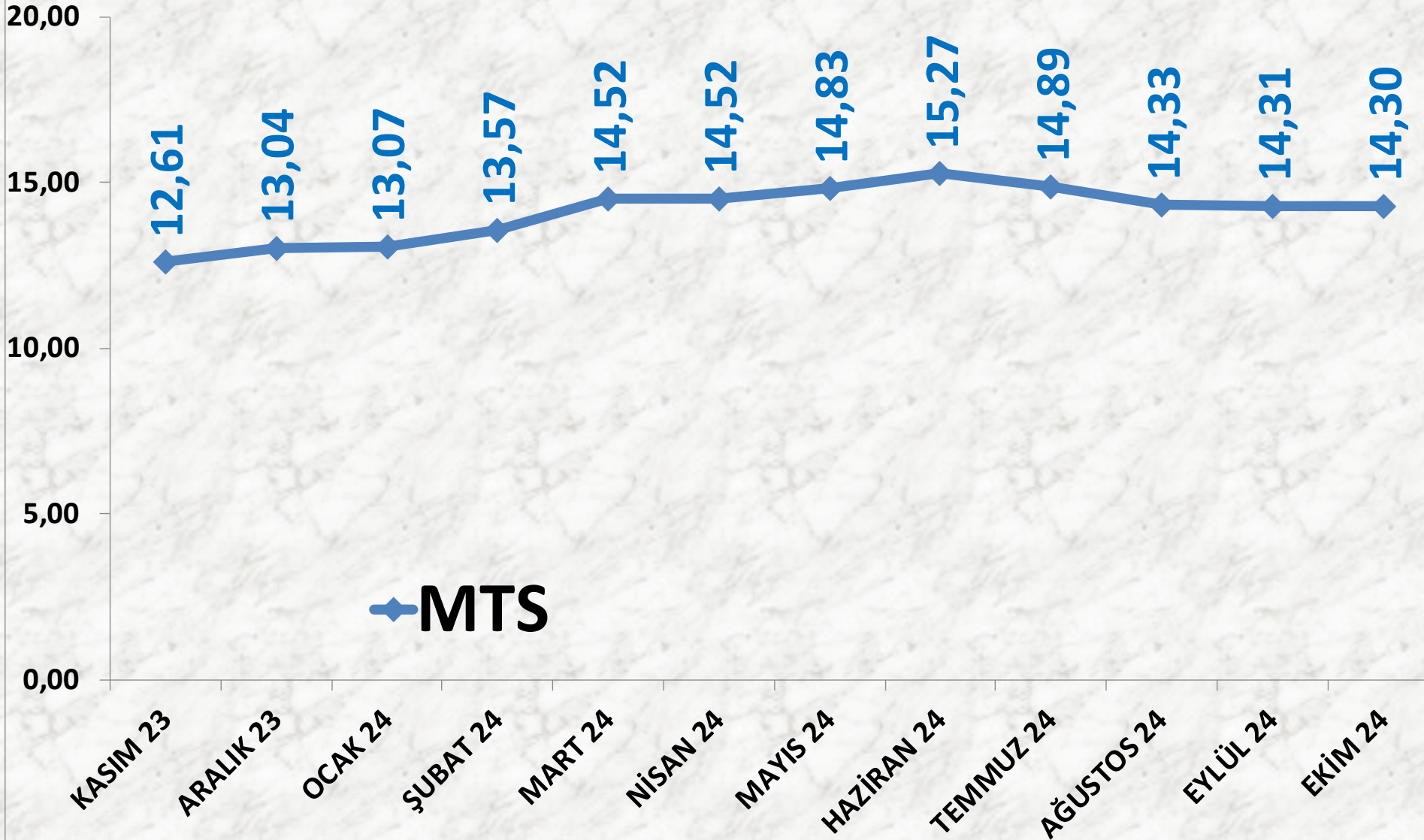
İŞLEM MİKTARI (M³)	2022 EKİM	2023 EKİM		2024 EKİM	
MTS	24.002 M ³	12%	26.864 M ³	16%	31.219 M ³

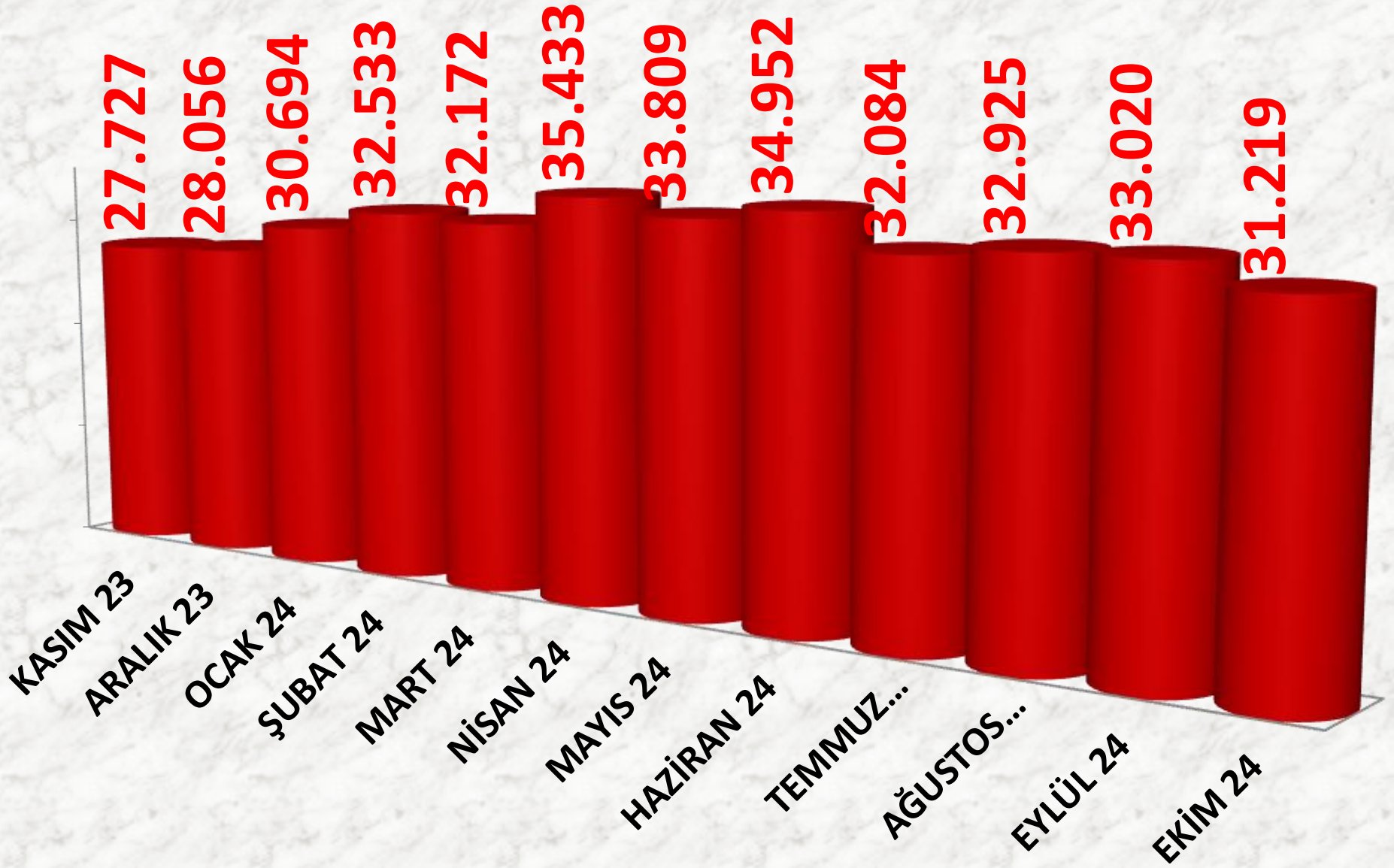
EN AZ FİYAT	2022 EKİM	2023 EKİM		2024 EKİM	
MTS	6,90 TL	49%	10,30 TL	9%	11,25 TL

EN ÇOK FİYAT	2022 EKİM	2023 EKİM		2024 EKİM	
MTS	8,20 TL	95%	16,00 TL	36%	21,75 TL

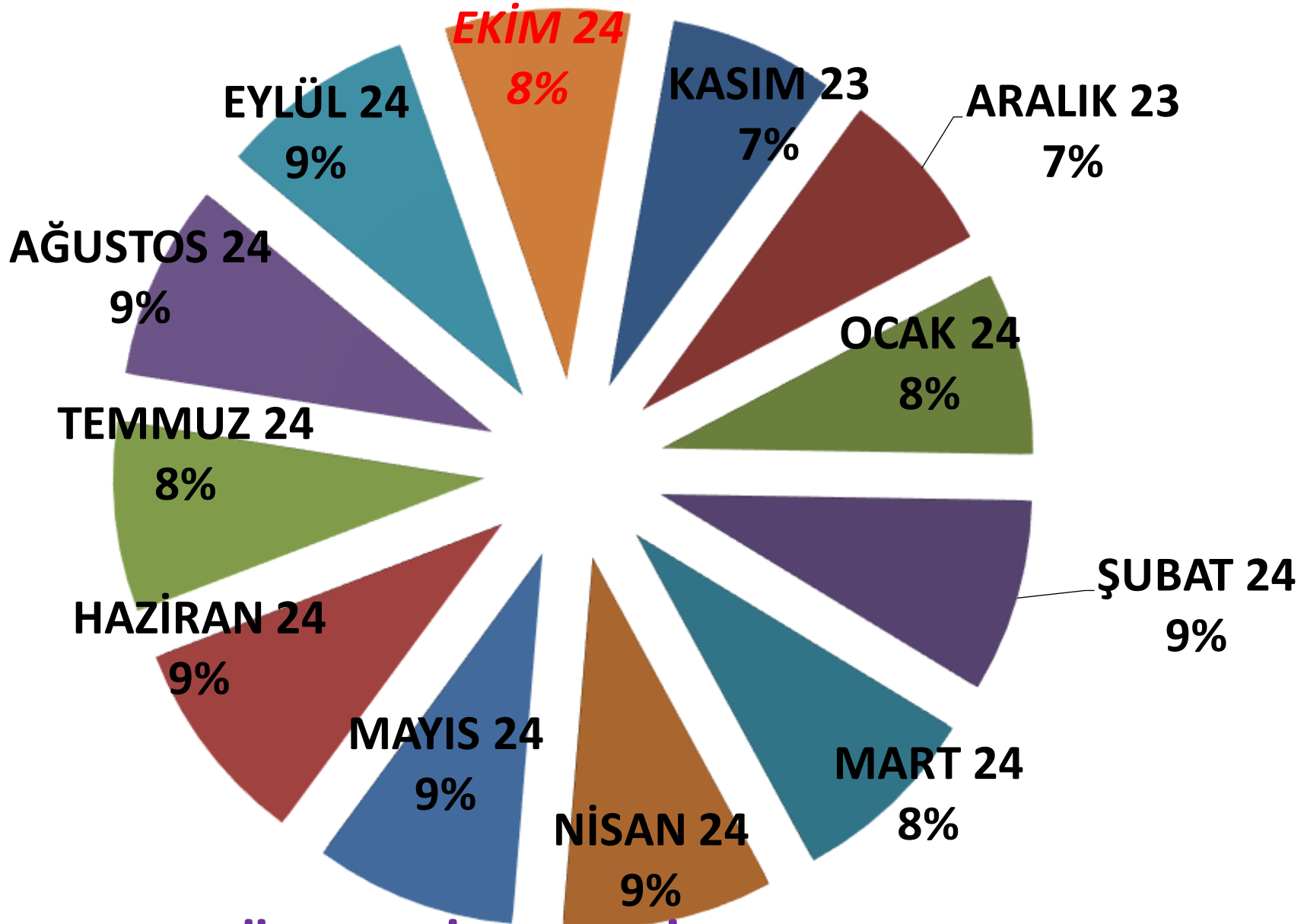
ORTALAMA FİYAT	2022 EKİM	2023 EKİM		2024 EKİM	
MTS	7,35 TL	62%	11,93 TL	20%	14,30 TL

AYLIK İNEK SÜTÜ FİYAT TRENDİ_(TL)



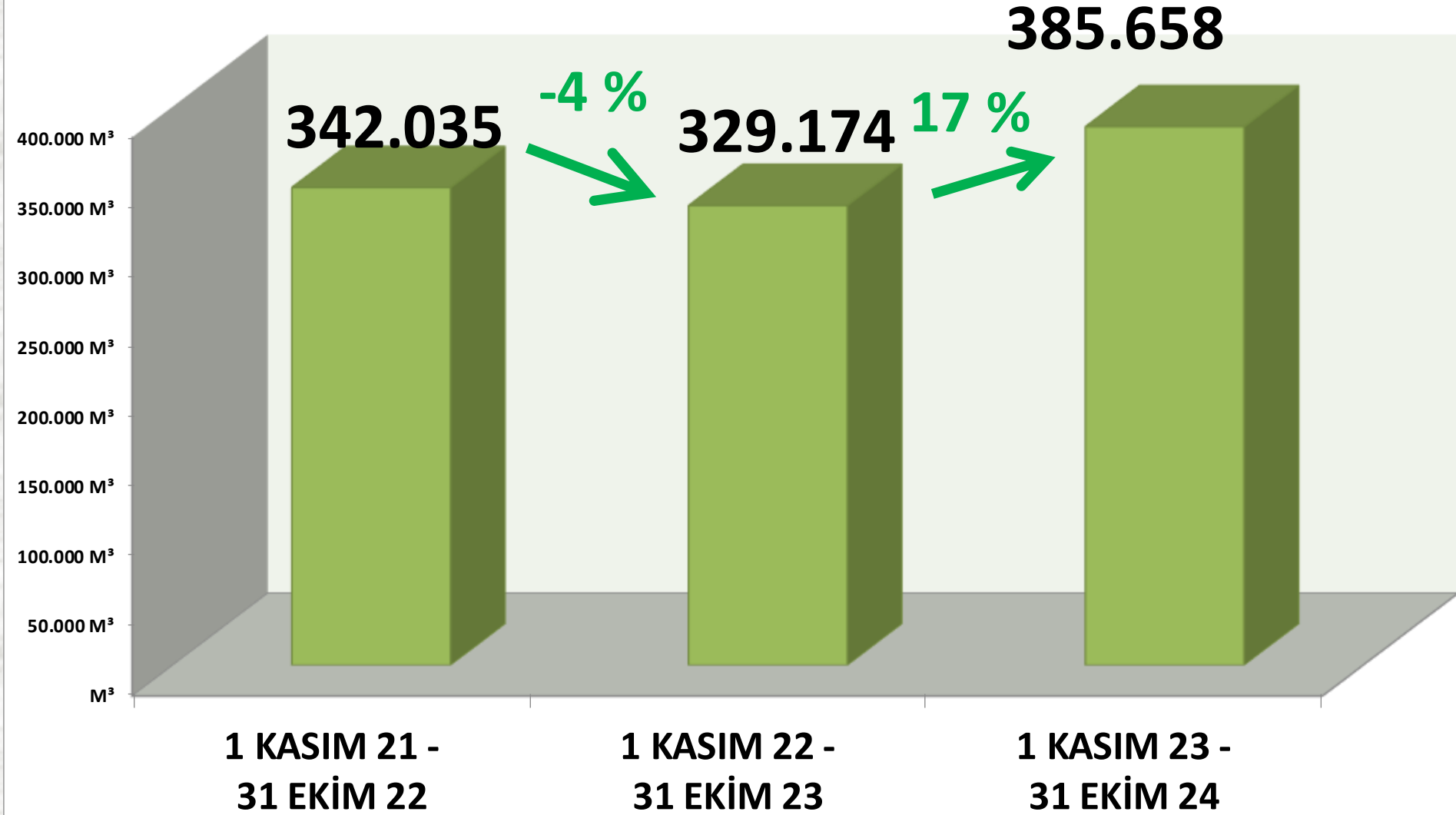


AYLIK SÜT İŞLEM MİKTARI (M³)



AYLIK SÜT MTS İŞLEM MİKTARI ORANLARI

YILLIK İNEK SÜTÜ İŞLEM MİKTARI (TON)



BEYAZ HAŞHAŞ

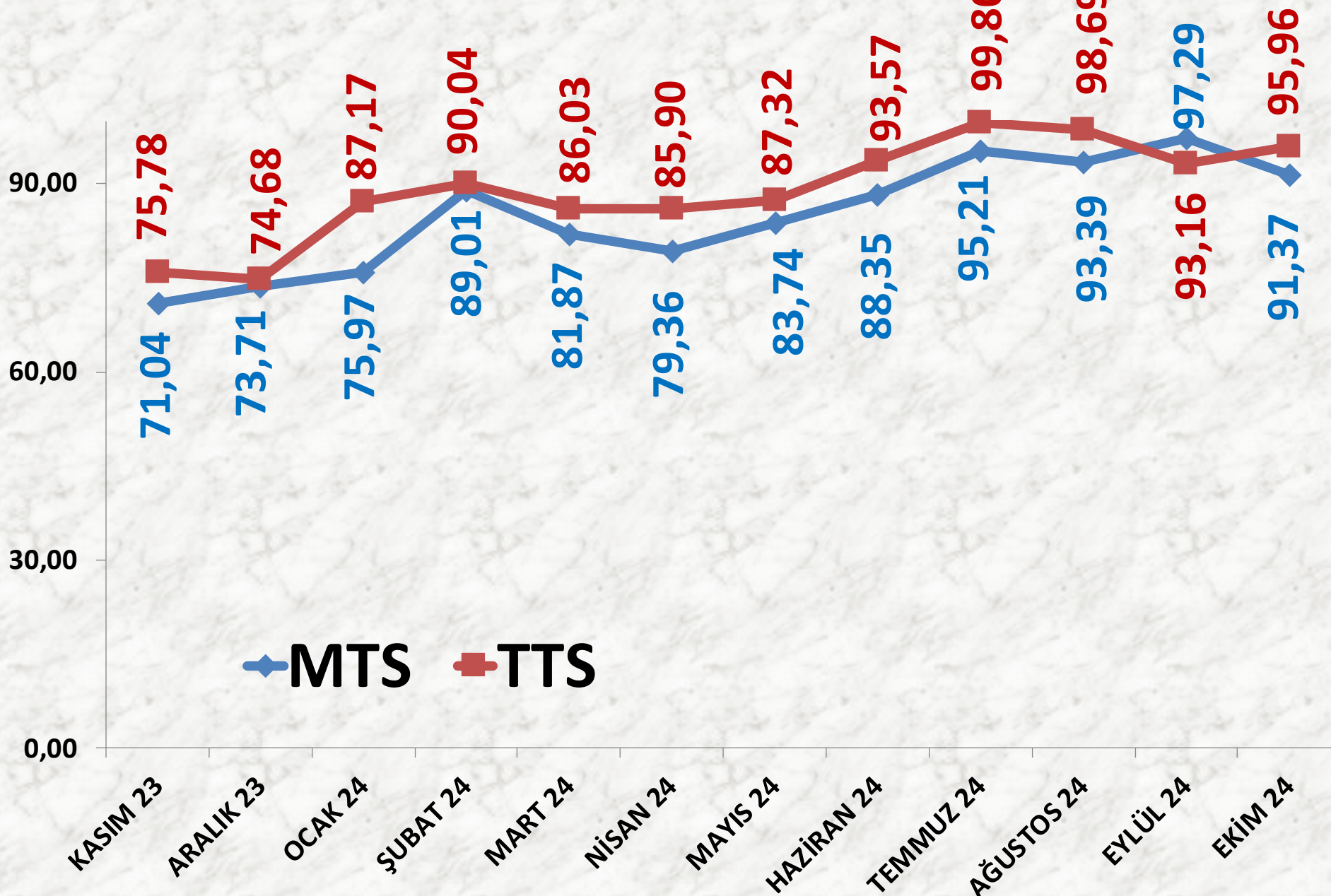
İŞLEM MİKTARI TON	2022 EYLÜL	2023 EYLÜL		2024 EYLÜL	
MTS	254 TON	-98%	6 TON	39%	8 TON
TTS	297 TON	-54%	138 TON	-78%	31 TON

EN AZ FİYAT	2022 EYLÜL	2023 EYLÜL		2024 EYLÜL	
MTS	46,25 TL	73%	80,00 TL	8%	86,25 TL
TTS	49,00 TL	43%	70,00 TL	30%	90,78 TL

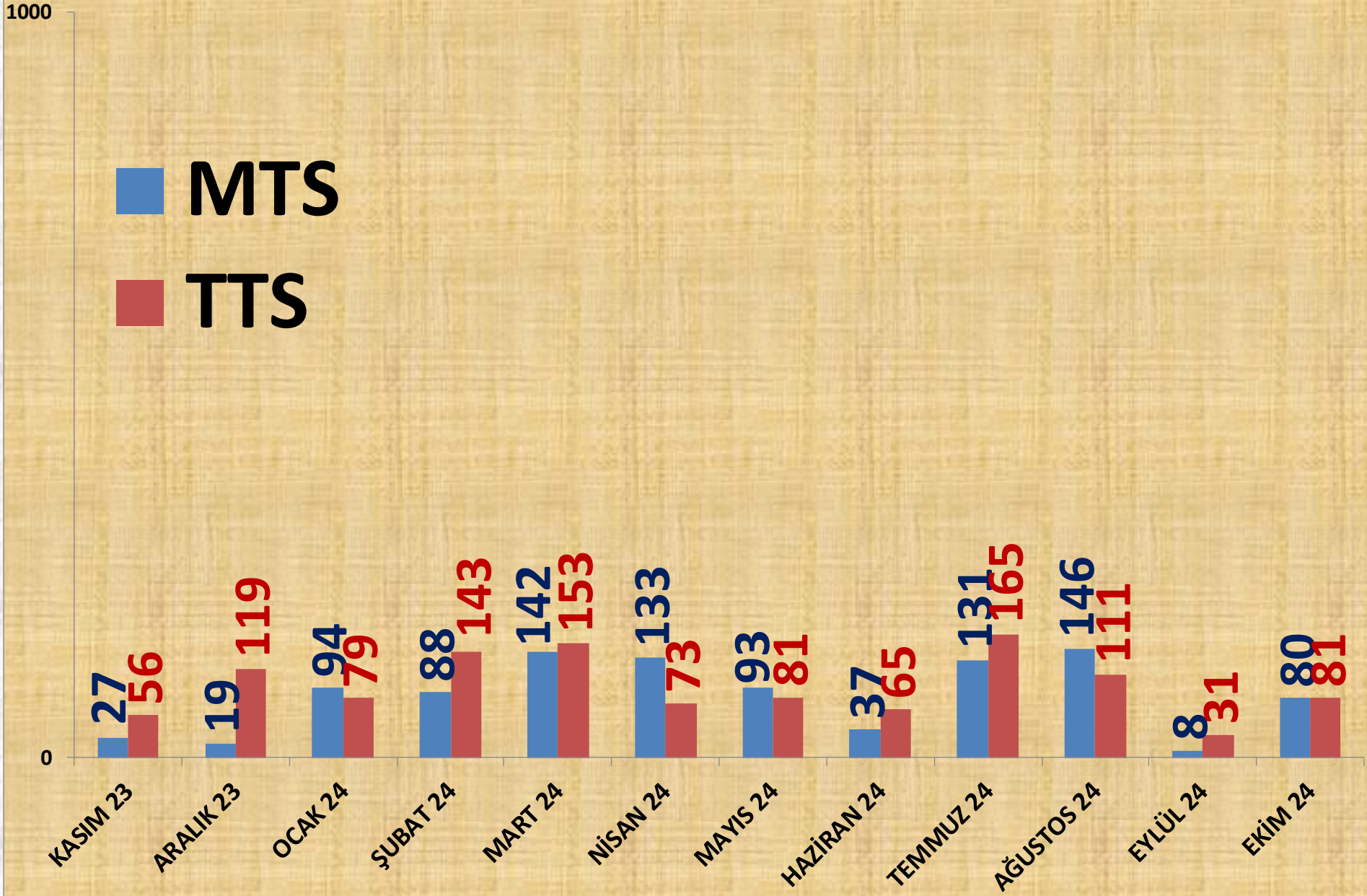
EN ÇOK FİYAT	2022 EKİM	2023 EKİM		2024 EKİM	
MTS	52,00 TL	50%	78,08 TL	18%	92,25 TL
TTS	65,17 TL	68%	109,70 TL	17%	127,87 TL

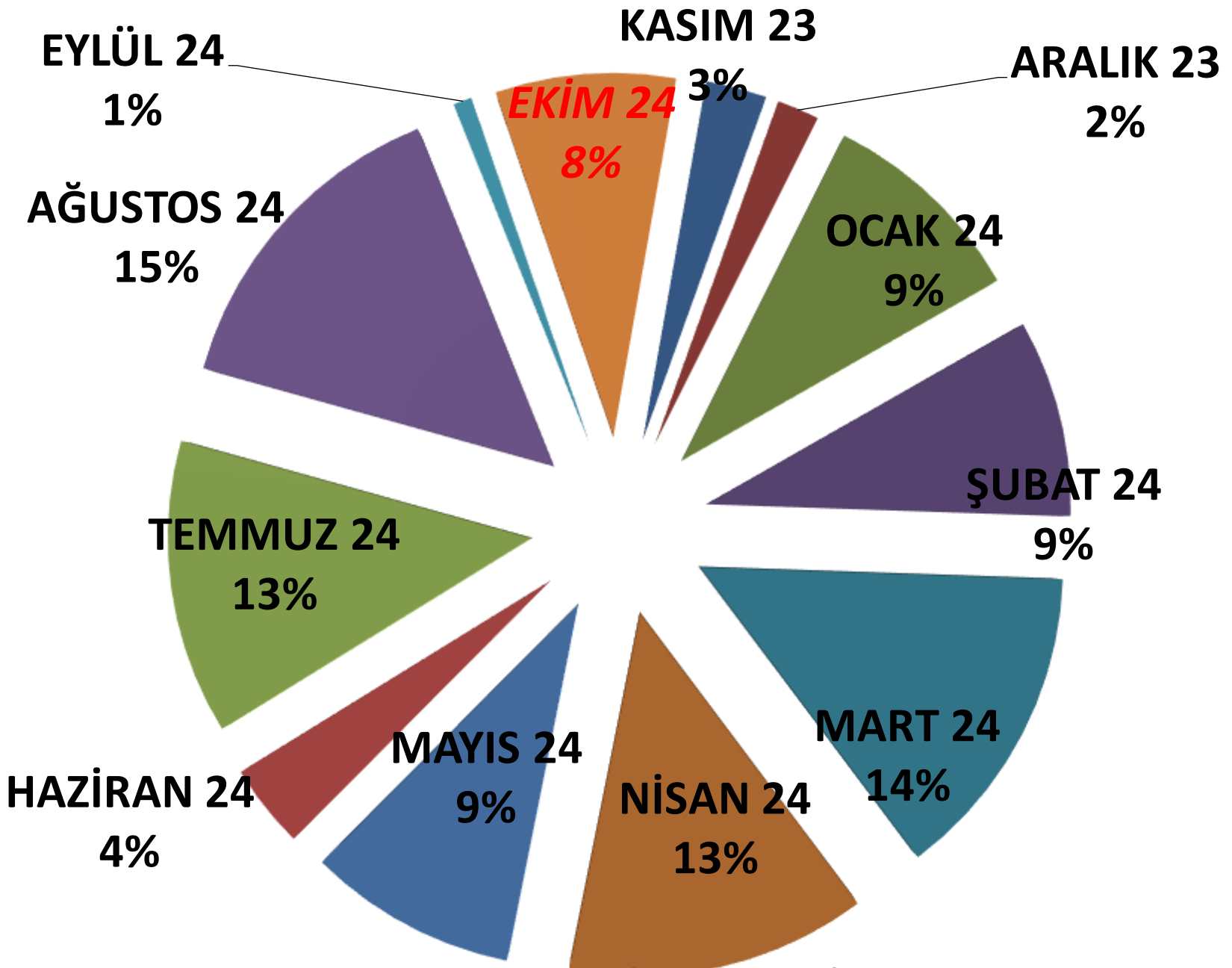
ORTALAMA FİYAT	2022 EKİM	2023 EKİM		2024 EKİM	
MTS	48,62 TL	55%	75,37 TL	21%	91,37 TL
TTS	50,14 TL	53%	76,89 TL	25%	95,96 TL

AYLIK B. HAŞHAŞ FİYAT TRENDİ (TL)



AYLIK B. HAŞHAŞ İŞLEM MİKTARI (TON)



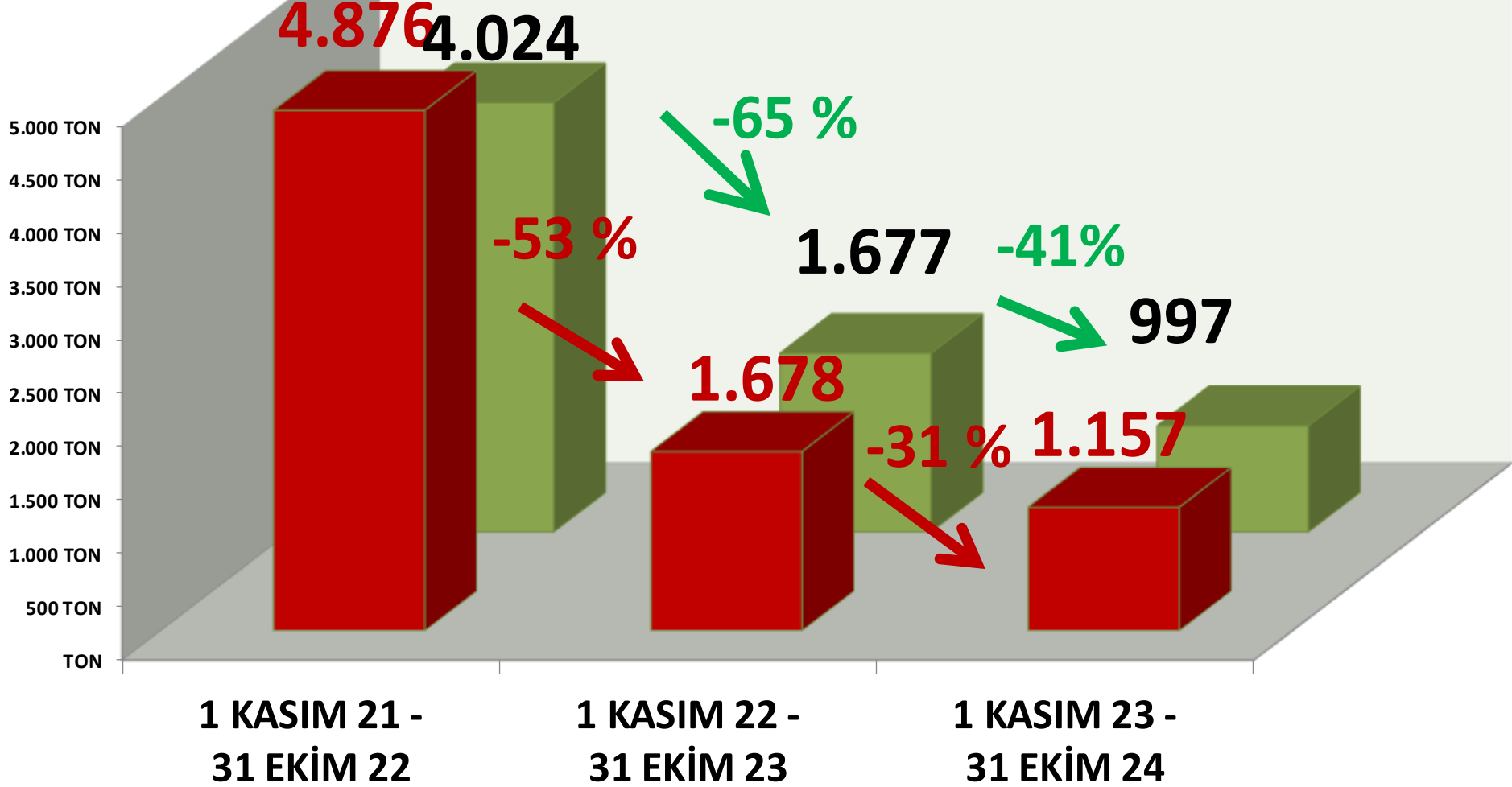


AYLIK B. HAŞHAŞ MTS İŞLEM MİKTARI ORANLARI

■ TTS

YILLIK B. HAŞHAŞ İŞLEM MİKTARI (TON)

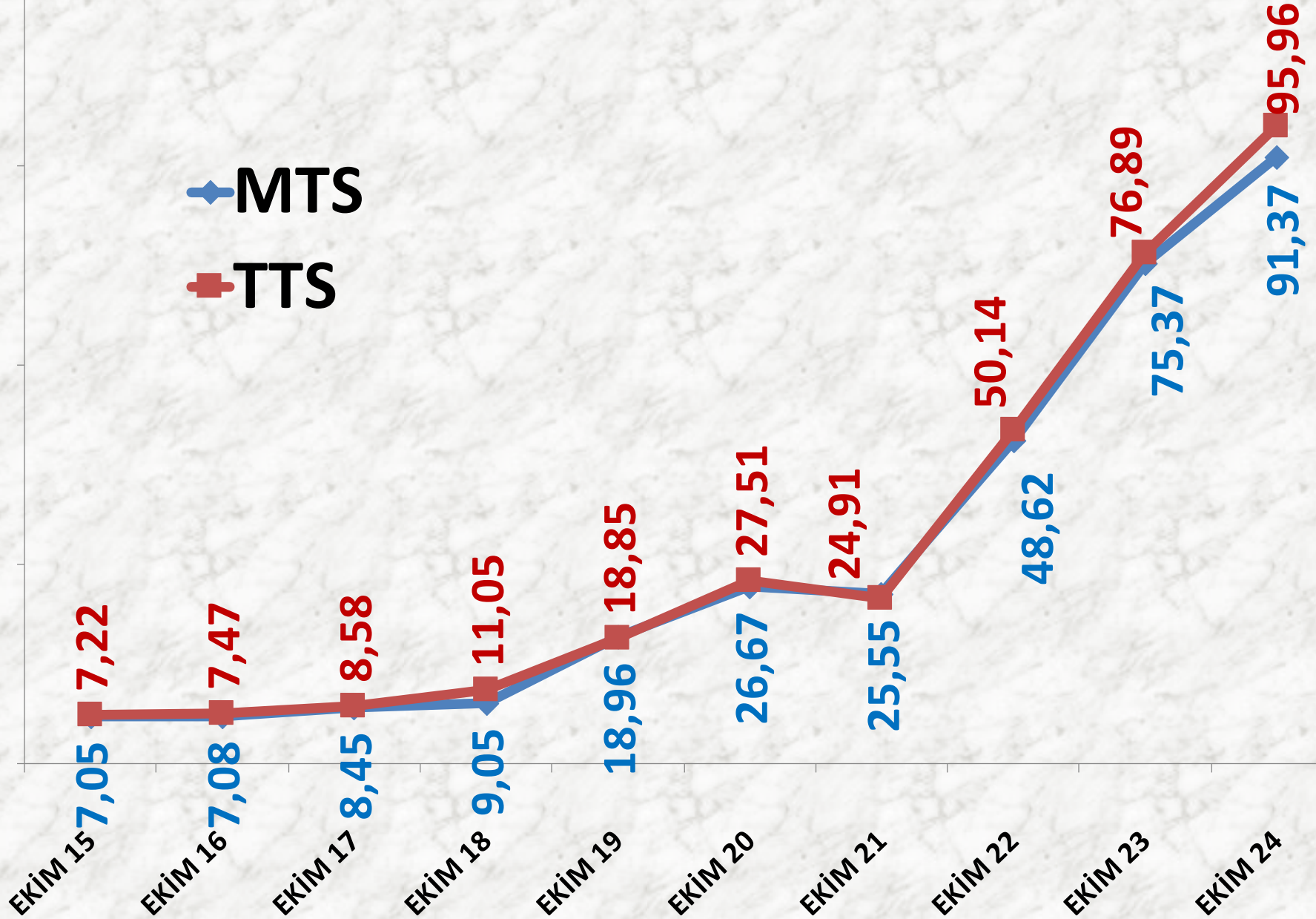
■ MTS



EKİM AYLARI B. HAŞHAŞ FİYAT TRENDİ (TL)

◆ MTS

■ TTS



MAVİ HAŞHAŞ

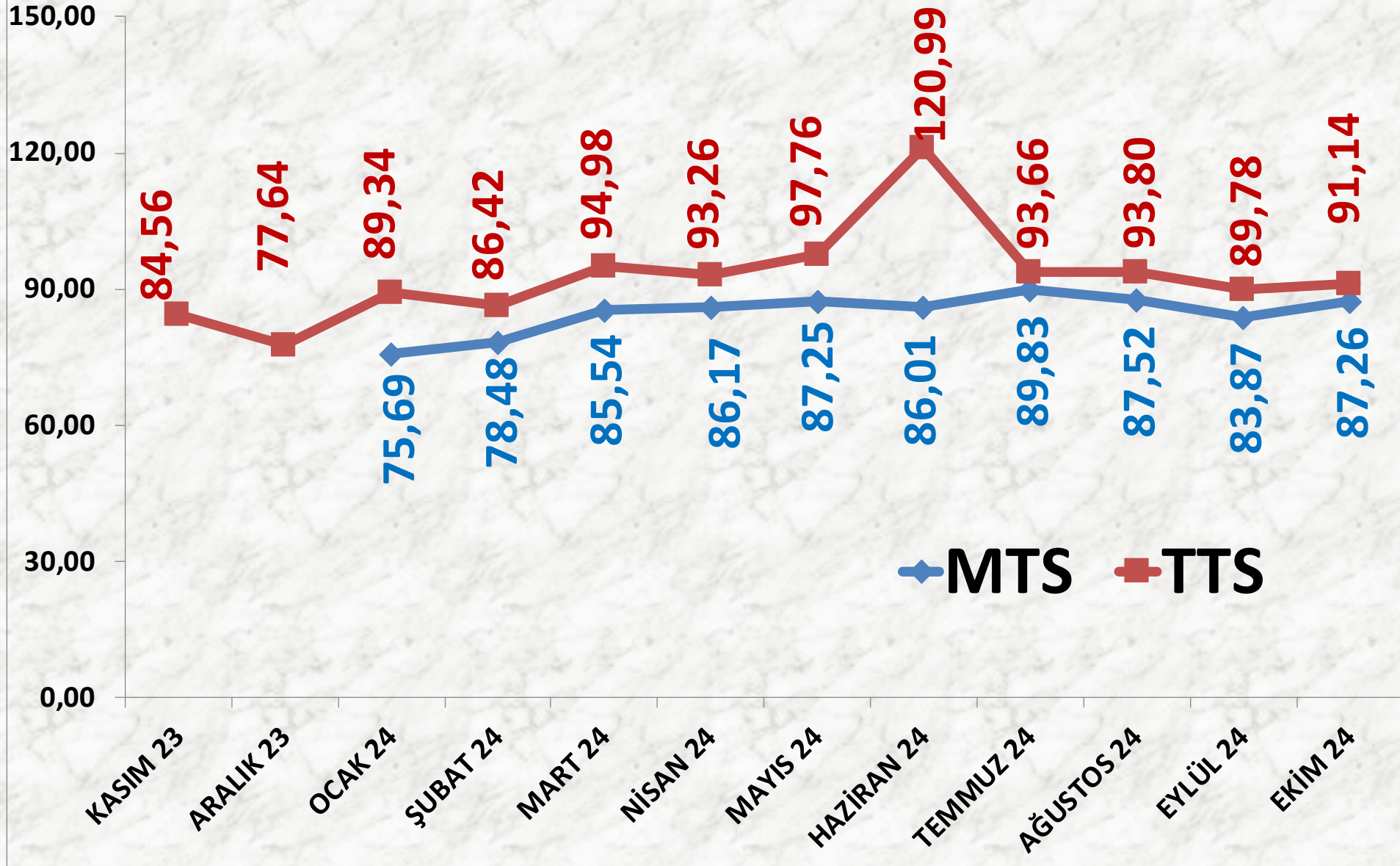
İŞLEM MİKTARI TON	2022 EYLÜL	2023 EYLÜL		2024 EYLÜL	
MTS	40 TON	49%	59 TON	51%	89 TON
TTS	79 TON	77%	139 TON	-28%	100 TON

EN AZ FİYAT	2022 EYLÜL	2023 EYLÜL		2024 EYLÜL	
MTS	30,00 TL	152%	75,50 TL	11%	83,70 TL
TTS	41,94 TL	75%	73,50 TL	16%	85,25 TL

EN ÇOK FİYAT	2022 EKİM	2023 EKİM		2024 EKİM	
MTS	50,00 TL	32%	66,00 TL	52%	100,00 TL
TTS	69,50 TL	58%	110,00 TL	18%	130,00 TL

ORTALAMA FİYAT	2022 EKİM	2023 EKİM		2024 EKİM	
MTS	47,82 TL	38%	66,00 TL	32%	87,26 TL
TTS	50,87 TL	56%	79,11 TL	15%	91,14 TL

AYLIK MAVİ HAŞHAŞ FİYAT TRENDİ (TL)

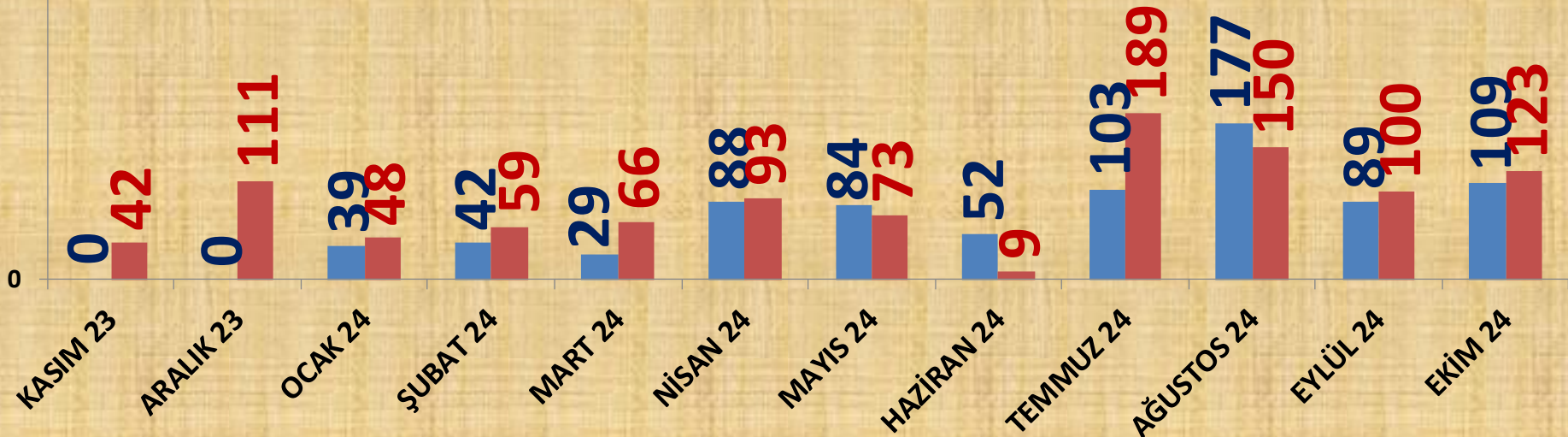


AYLIK MAVİ HAŞHAŞ İŞLEM MİKTARI (TON)

1000

■ MTS

■ TTS



KASIM 23

0%

ARALIK 23

0%

EYLÜL 24

11%

AĞUSTOS 24

22%

TEMMUZ 24

13%

EKİM 24

13%

HAZİRAN 24

6%

OCAK 24

5%

ŞUBAT 24

5%

MART 24

4%

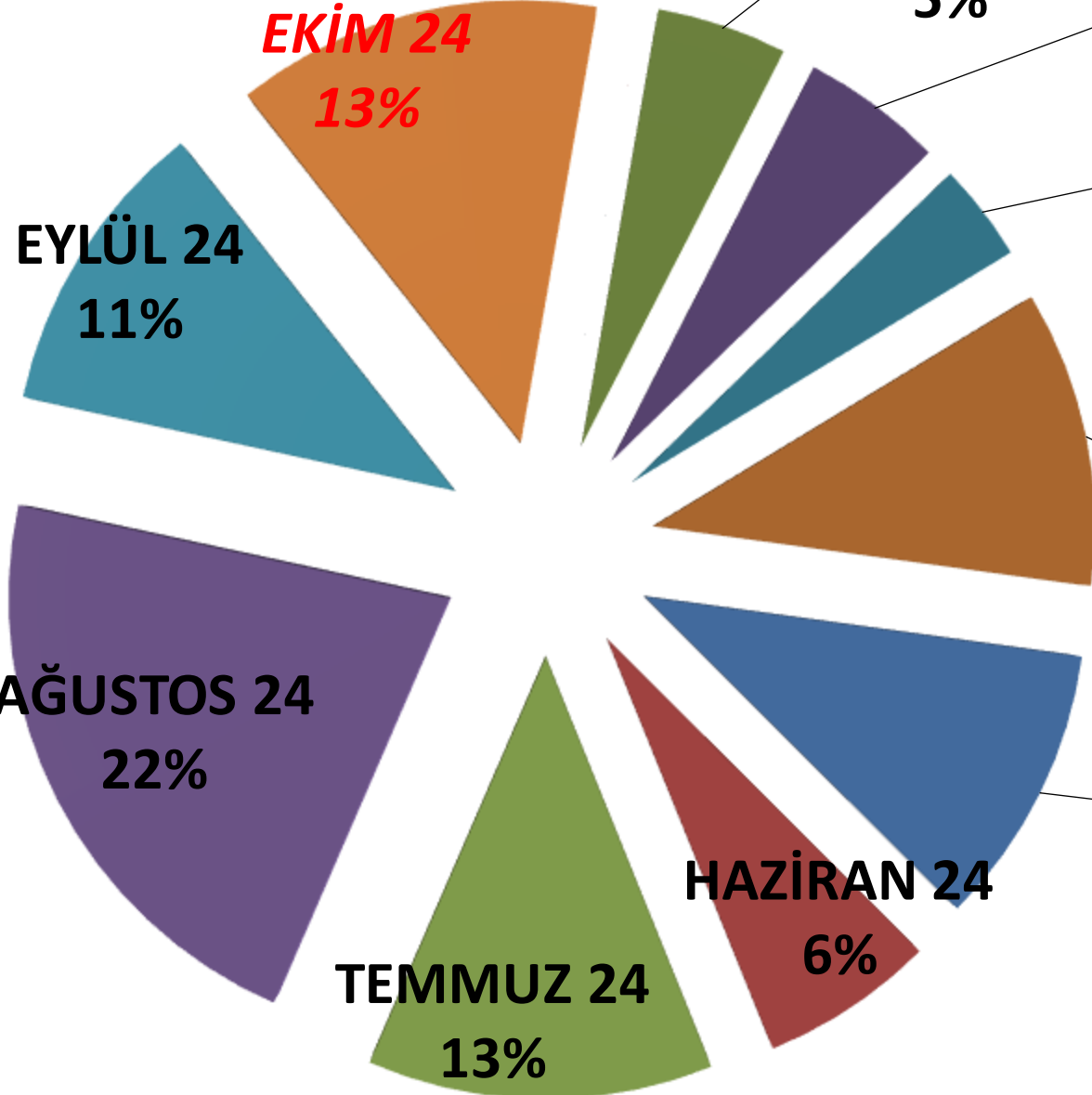
NİSAN 24

11%

MAYIS 24

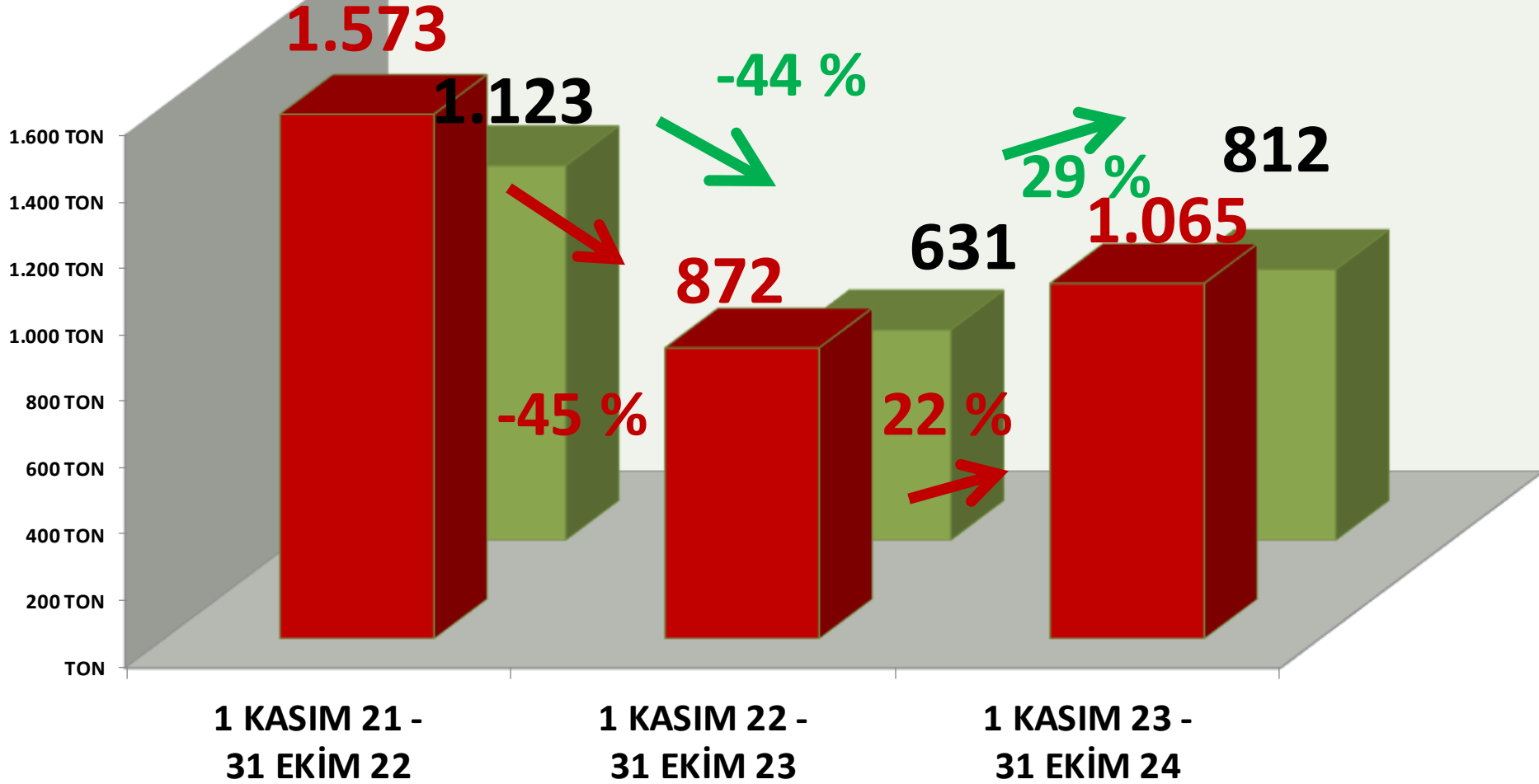
10%

AYLIK MAVİ MTS İŞLEM MİKTARI ORANLARI

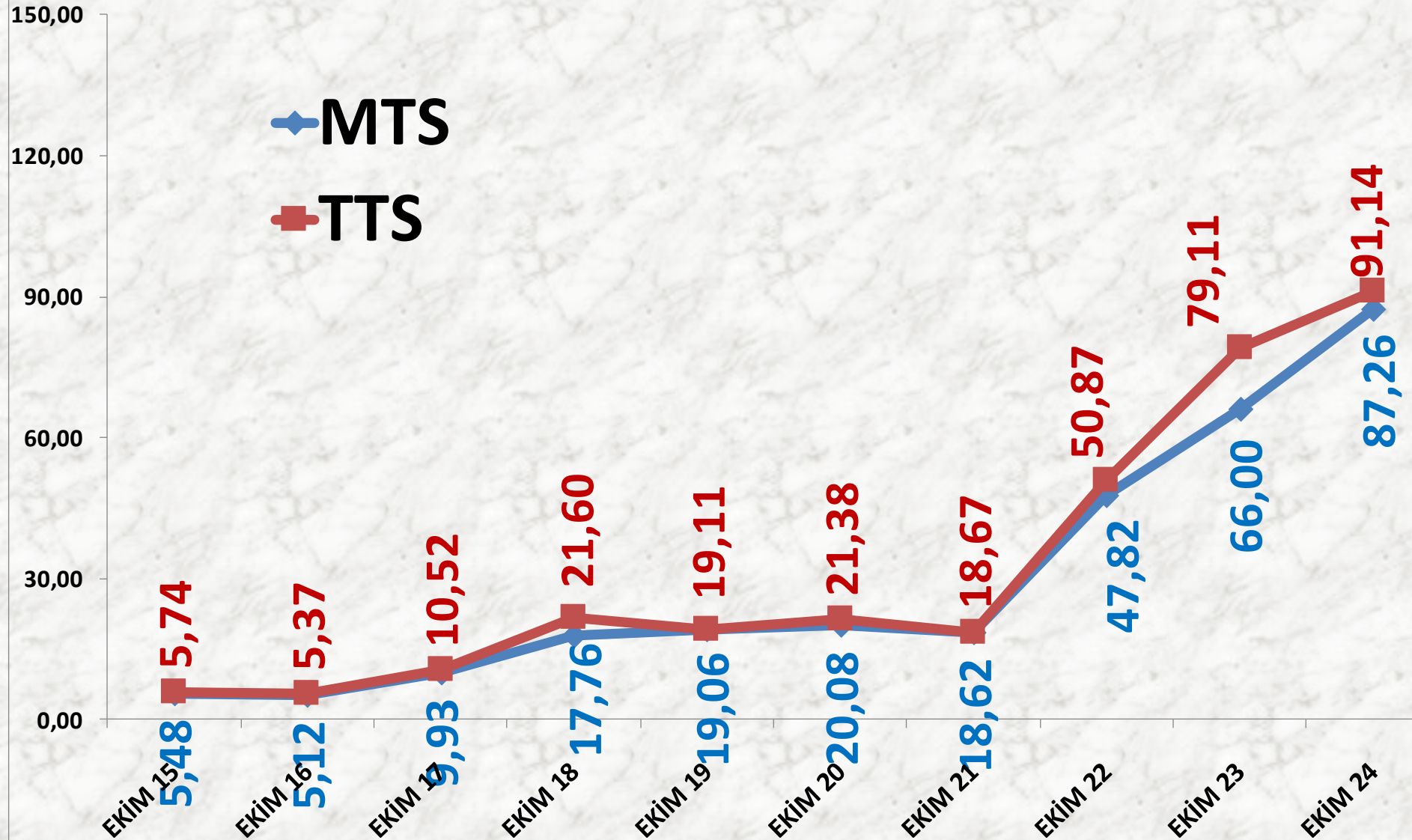


TTS YILLIK MAVİ HAŞHAŞ İŞLEM MİKTARI

■ MTS



EKİM AYLARI MAVİ HAŞHAŞ FİYAT TRENDİ (TL)



KÜTLÜ PAMUK

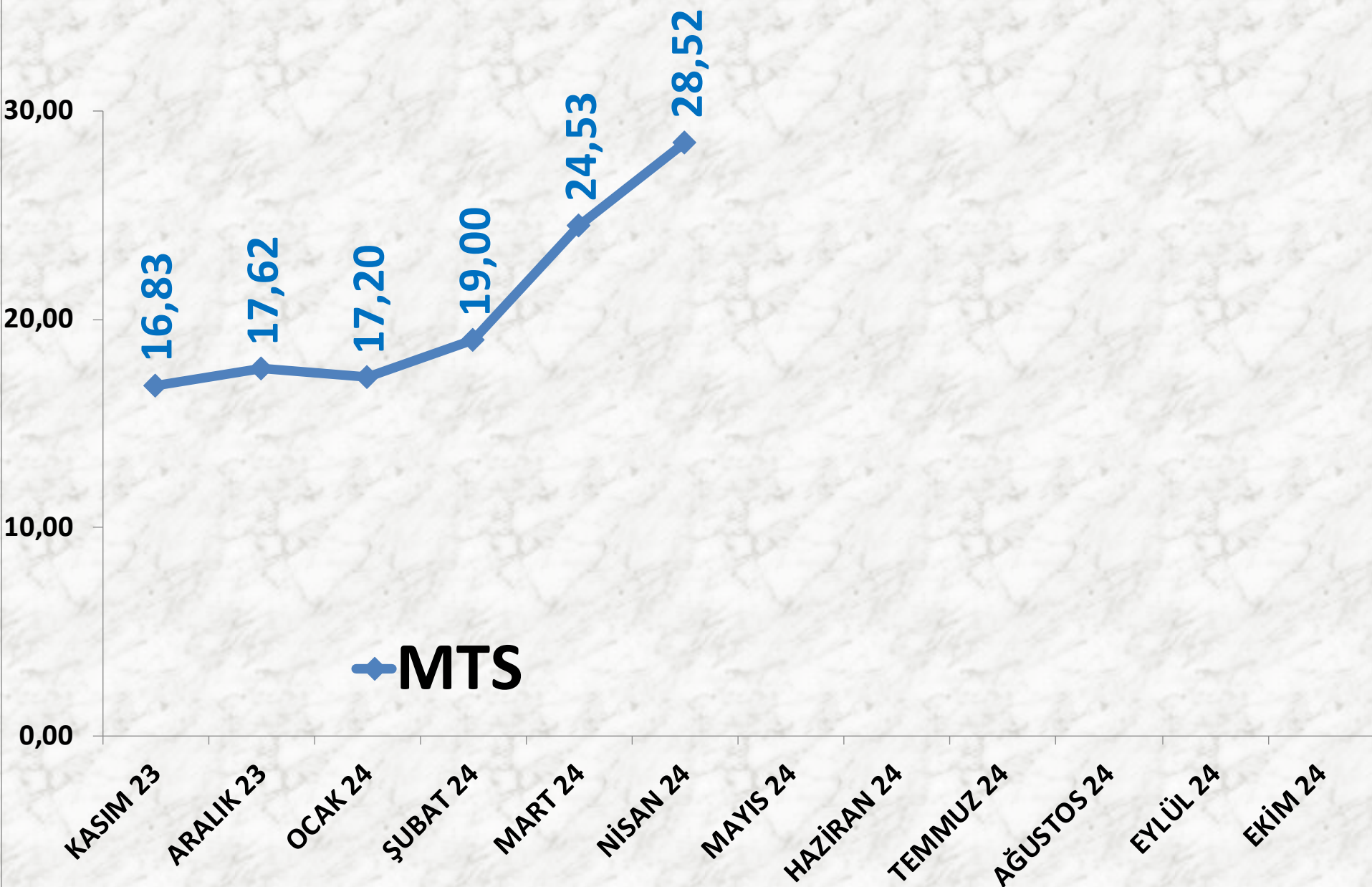
İŞLEM MİKTARI TON	2022 EKİM	2023 EKİM		2024 EKİM	
MTS	1.392 TON	-	0	-	0

EN AZ FİYAT	2022 EKİM	2023 EKİM		2024 EKİM	
MTS	18,17 TL	-	-	-	-

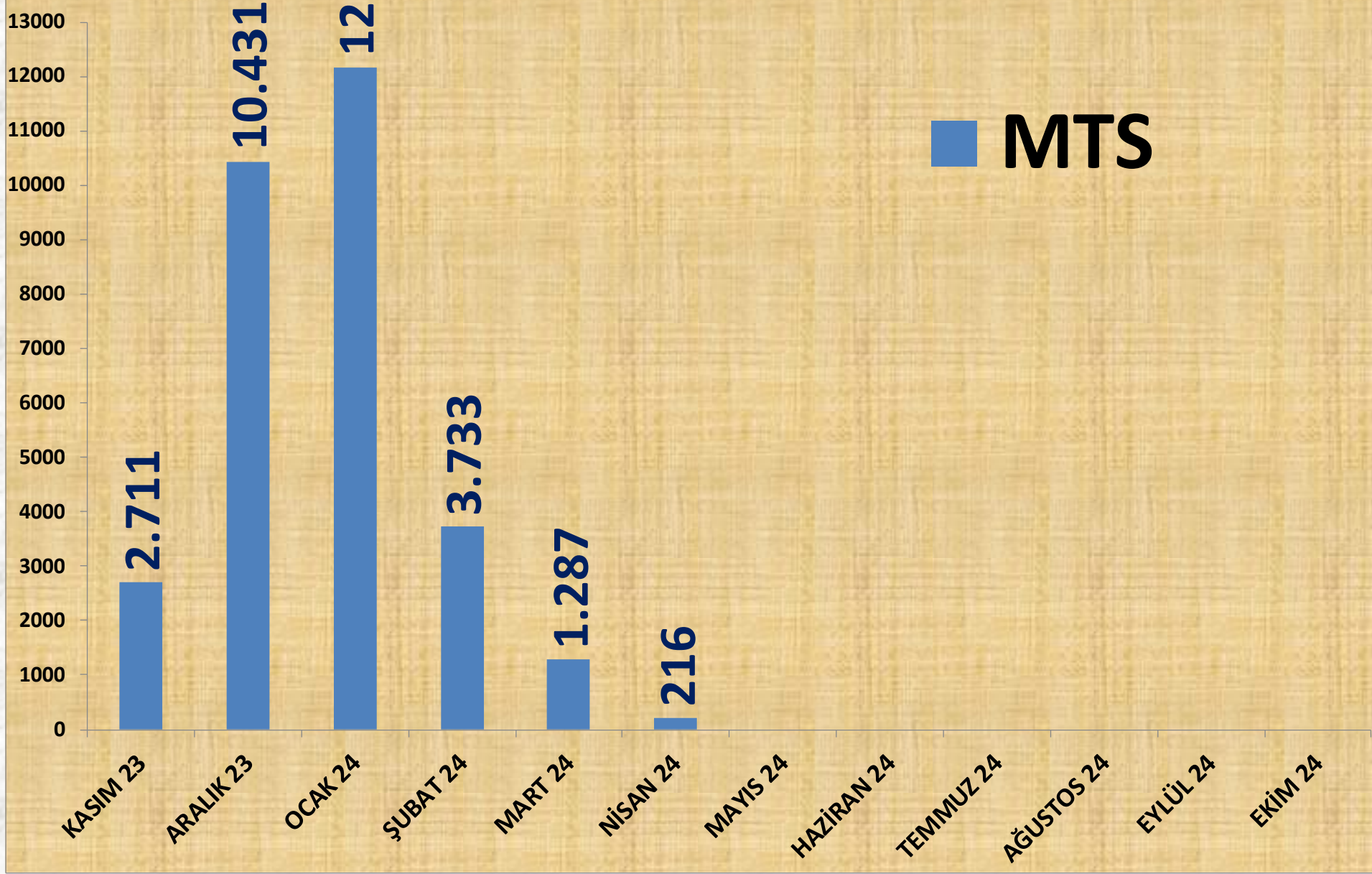
EN ÇOK FİYAT	2022 EKİM	2023 EKİM		2024 EKİM	
MTS	25,00 TL	-	-	-	-

ORTALAMA FİYAT	2022 EKİM	2023 EKİM		2024 EKİM	
MTS	20,18 TL	-	-	-	-

AYLIK KÜTLÜ PAMUK FİYAT TRENDİ (TL)



AYLIK KÜTLÜ PAMUK İŞLEM MİKTARI (TON)



MART 24

4%

NİSAN 24

1%

ŞUBAT 24

12%

KASIM 23

9%

EKİM 24

0%

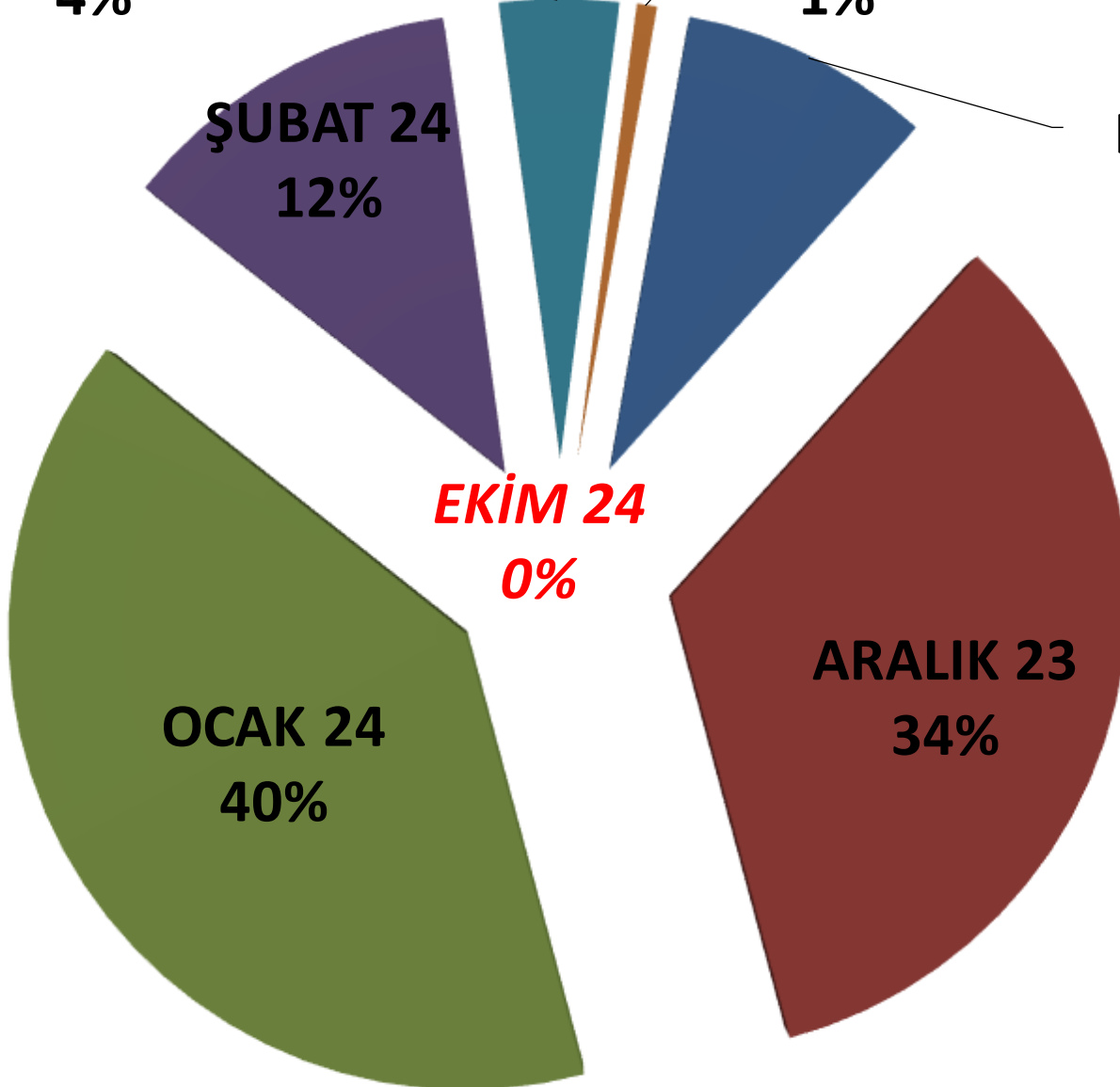
OCAK 24

40%

ARALIK 23

34%

AYLIK KÜTLÜ PAMUK MTS İŞLEM MİKTARI ORANLARI



YILLIK KÜTLÜ PAMUK İŞLEM MİKTARI

34.673

34.579

30.463

0 %

-12 %

35.000 TON

30.000 TON

25.000 TON

20.000 TON

15.000 TON

10.000 TON

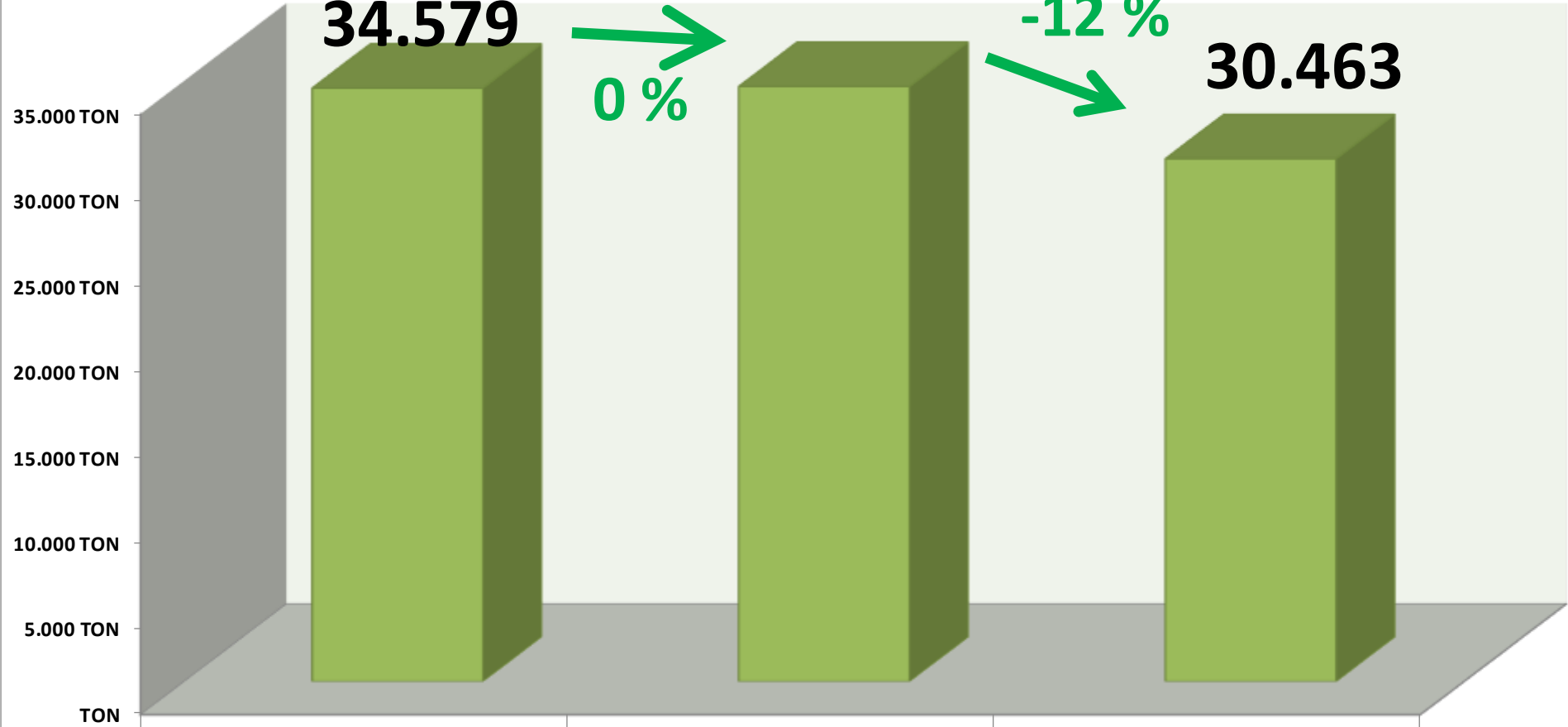
5.000 TON

TON

1 KASIM 21 -
31 EKİM 22

1 KASIM 22 -
31 EKİM 23

1 KASIM 23 -
31 EKİM 24



EKİM AYLARI ÇİĞİTLİ PAMUK FİYAT TRENDİ (TL)

◆ MTS

EKİM 15

EKİM 16

EKİM 17

EKİM 18

EKİM 19

EKİM 20

EKİM 21

EKİM 22

EKİM 23

EKİM 24

1,66

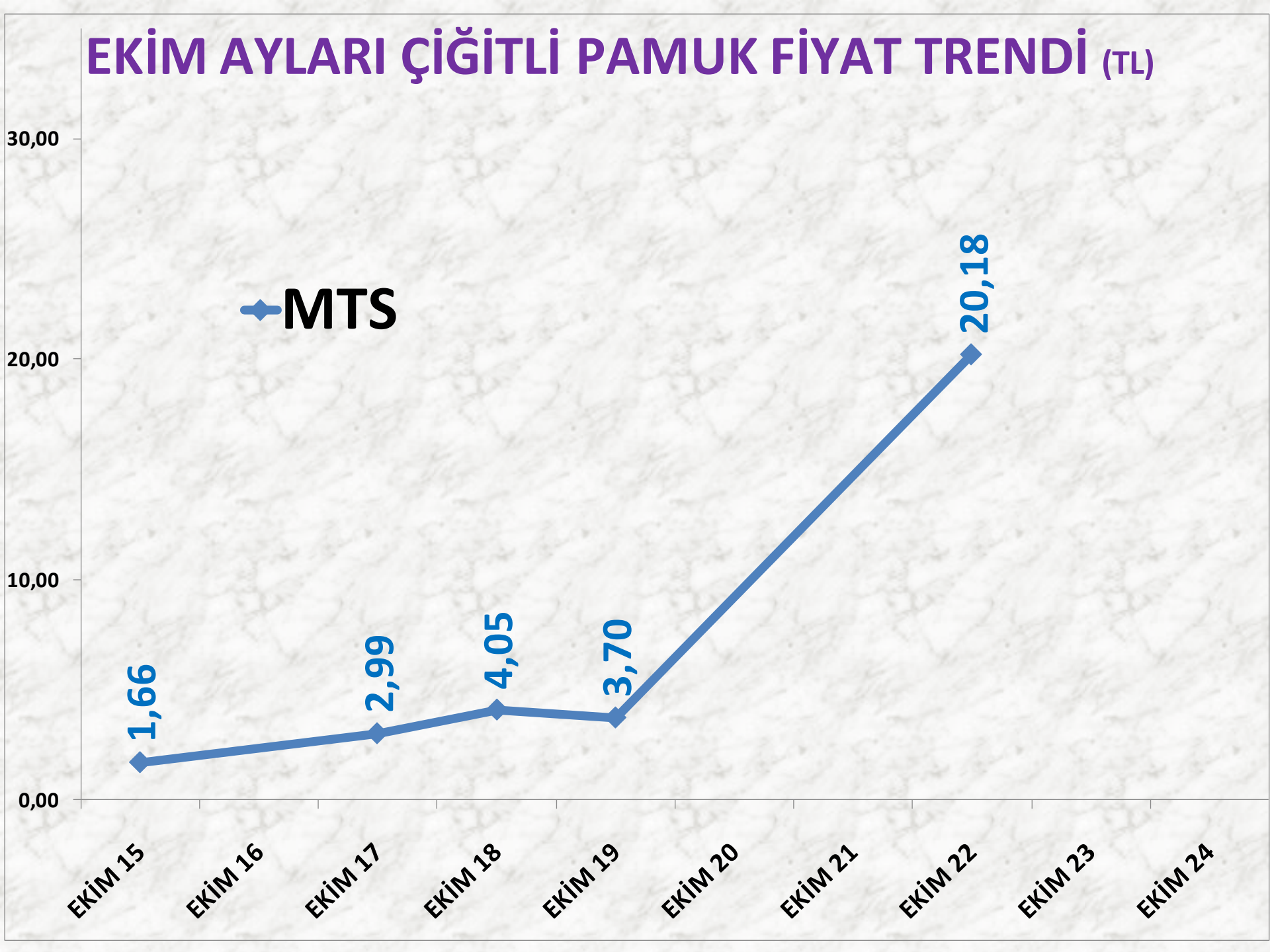
2,99

4,05

3,70

20,18

0,00
10,00
20,00
30,00



MAHLIÇ PAMUK

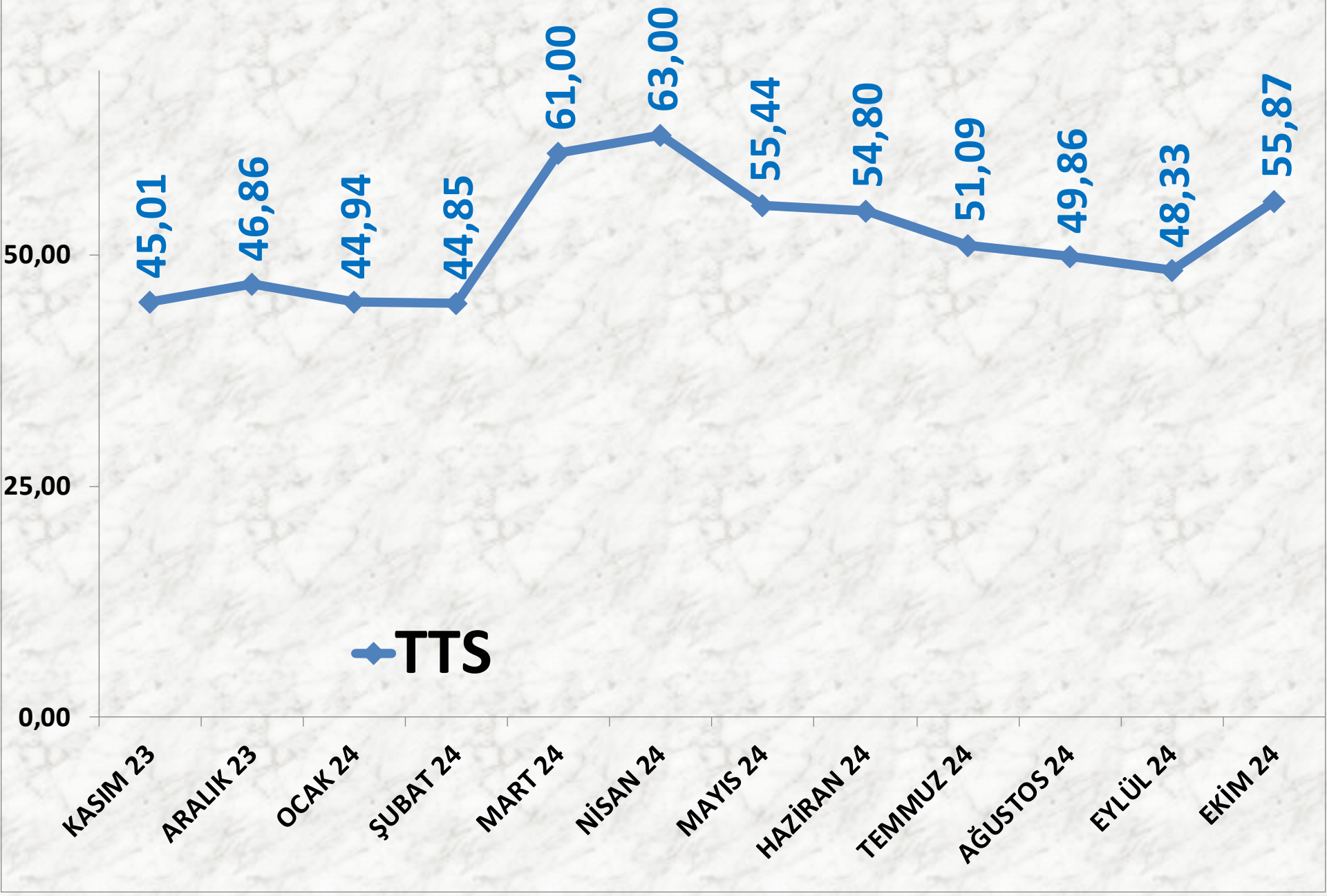
İŞLEM MİKTARI TON	2022 EKİM	2023 EKİM		2024 EKİM	
MTS	186 TON	73%	322 TON	-66%	110 TON

EN AZ FİYAT	2022 EKİM	2023 EKİM		2024 EKİM	
MTS	40,00 TL	0%	40,00 TL	40%	55,87 TL

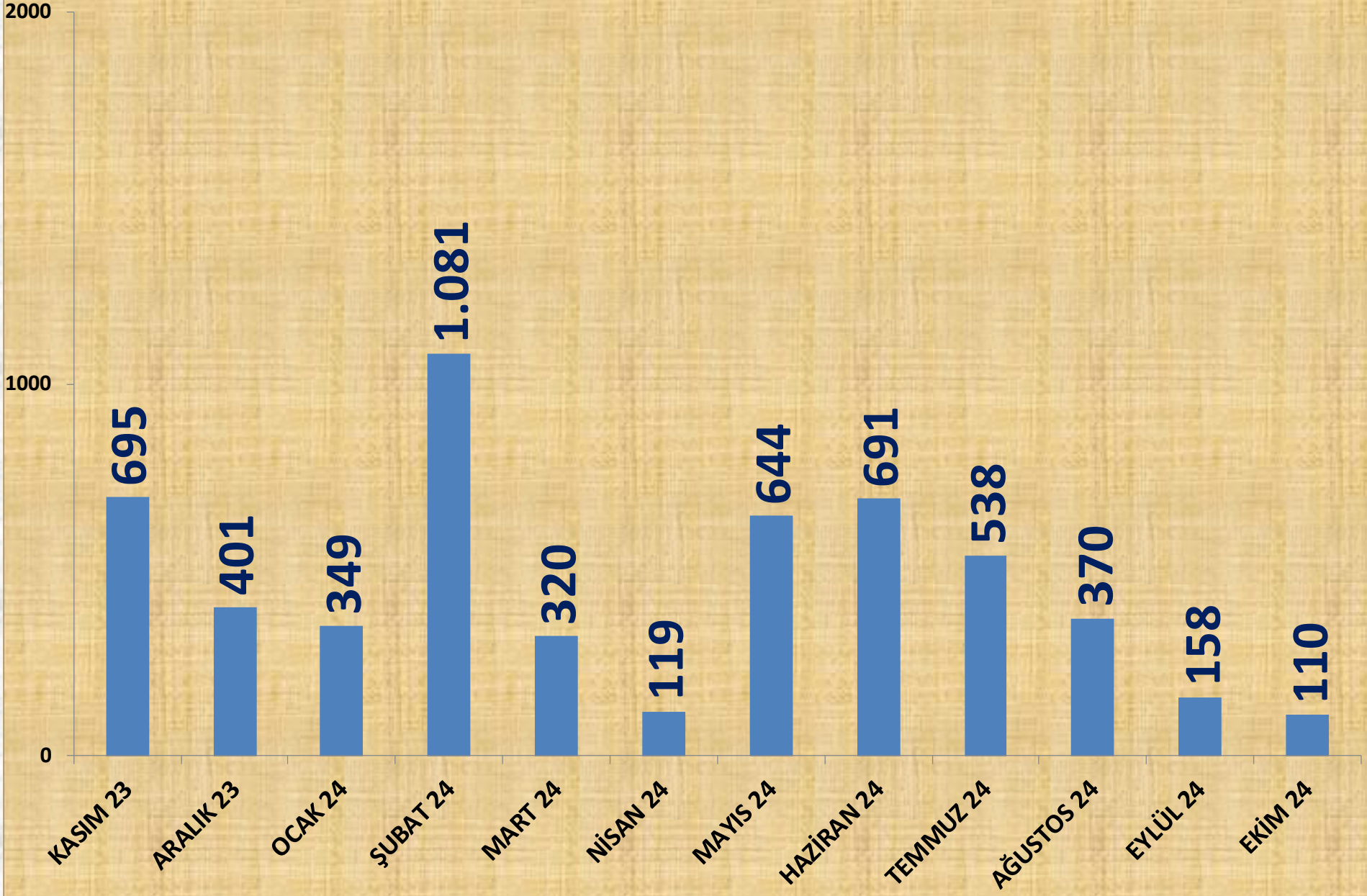
EN ÇOK FİYAT	2022 EKİM	2023 EKİM		2024 EKİM	
MTS	40,00 TL	4%	41,50 TL	35%	55,87 TL

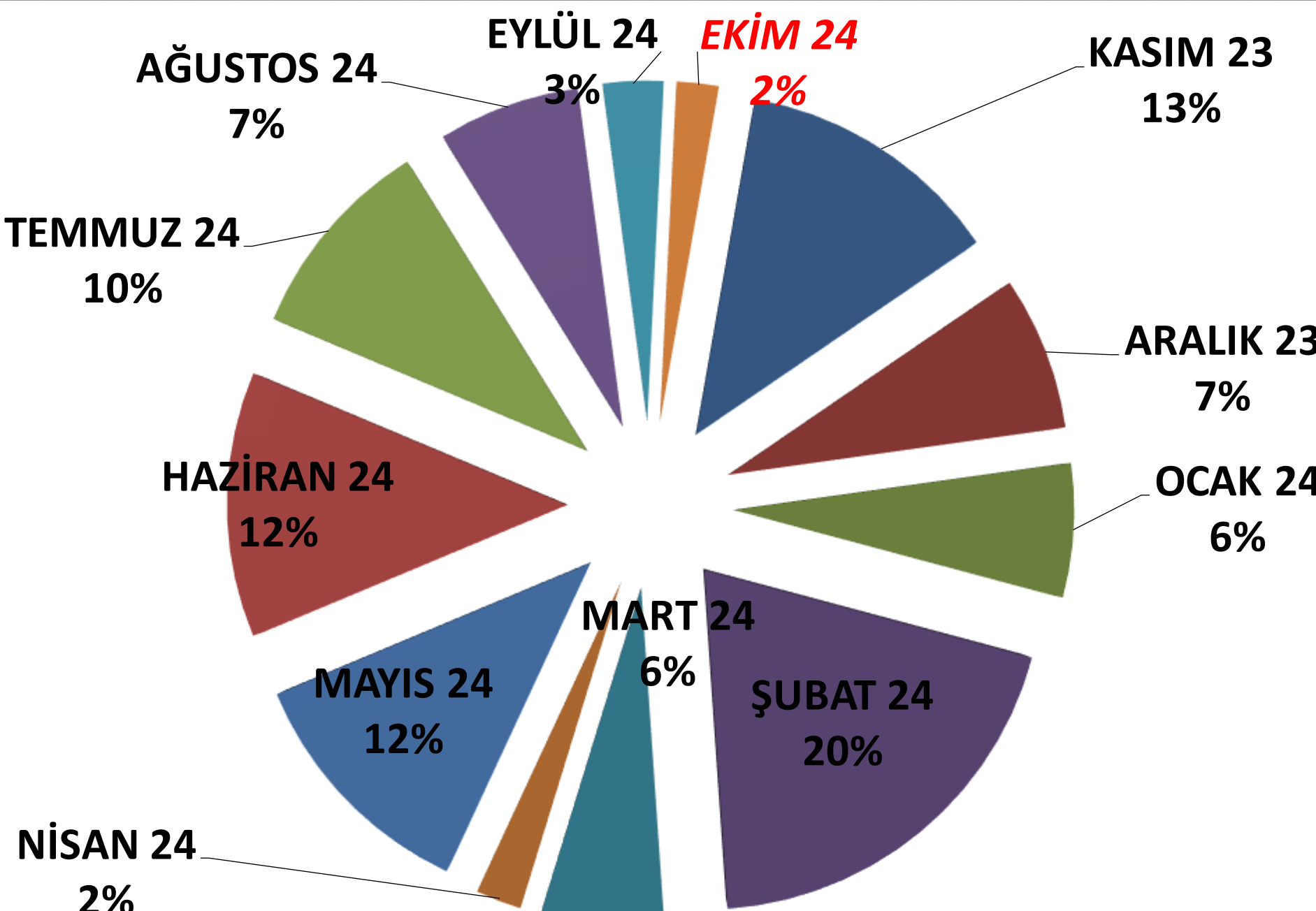
ORTALAMA FİYAT	2022 EKİM	2023 EKİM		2024 EKİM	
MTS	40,00 TL	2%	40,60 TL	38%	55,87 TL

AYLIK MAHLIÇ PAMUK FİYAT TRENDİ (TL)



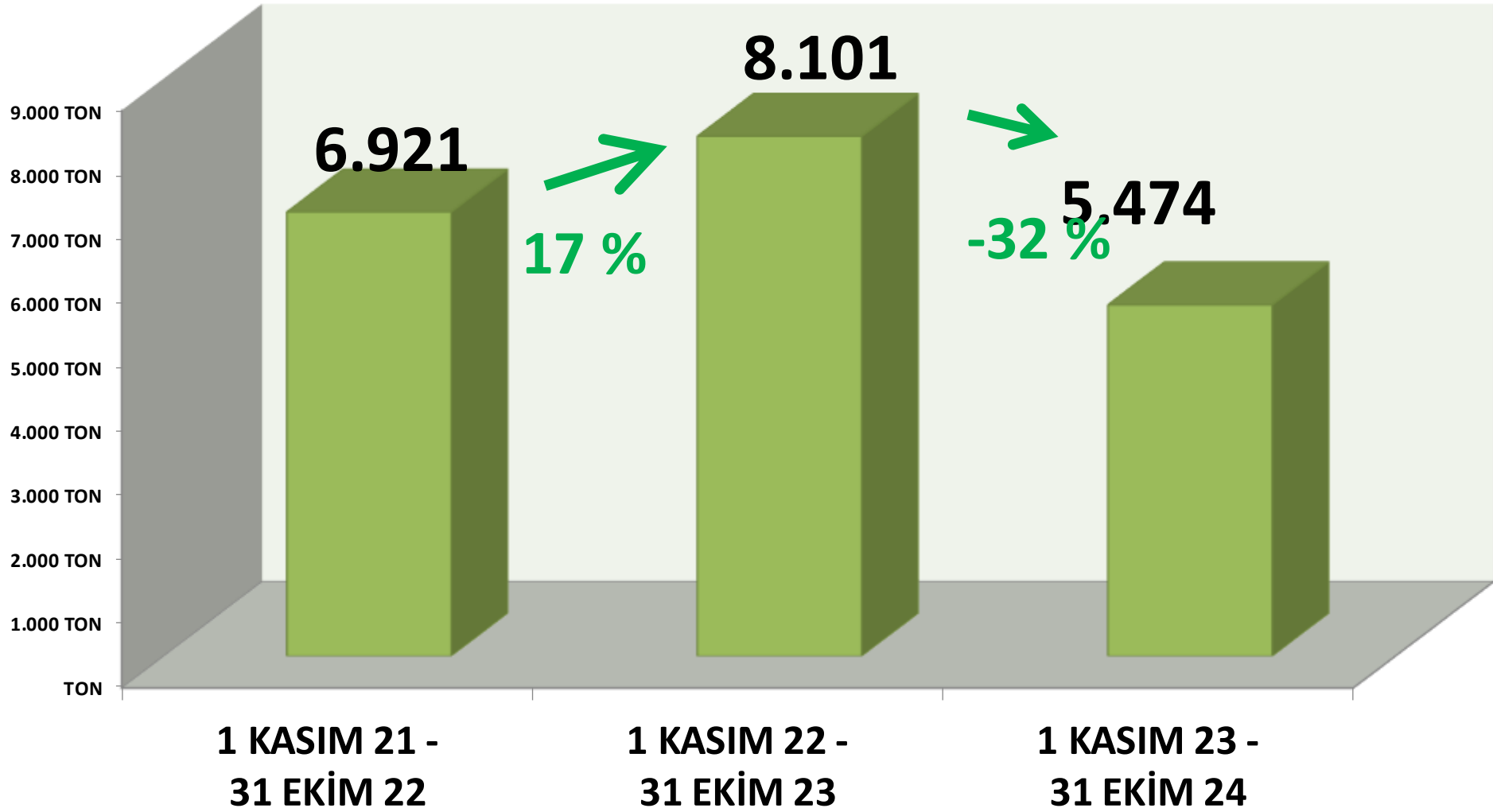
AYLIK MAHLIÇ PAMUK İŞLEM MİKTARI (TON)



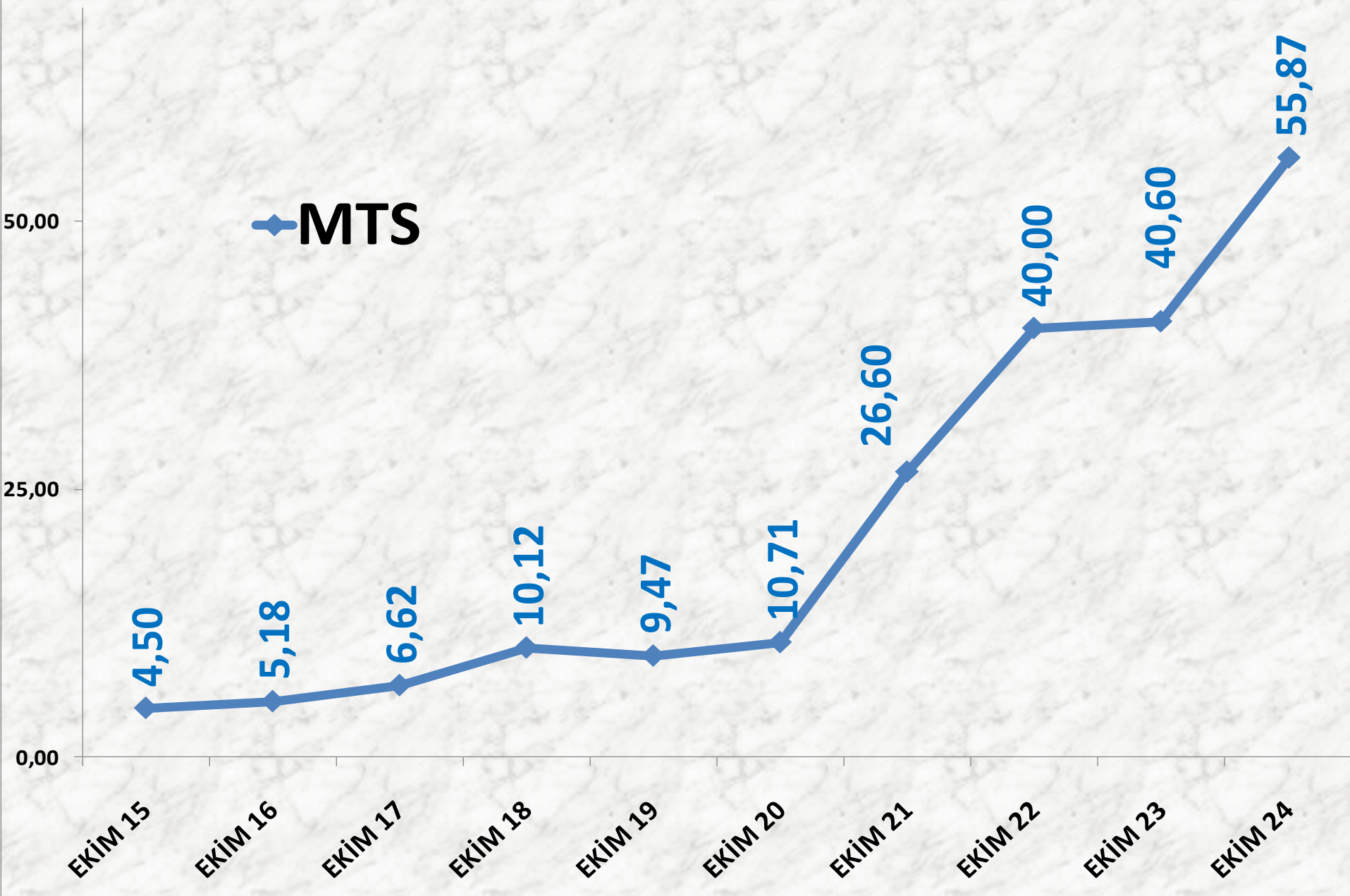


AYLIK MAHLIÇ PAMUK MTS İŞLEM MİKTARI ORANLARI

YILLIK MAHLIÇ PAMUK İŞLEM MİKTARI



EKİM AYLARI MAHLİÇ PAMUK FİYAT TRENDİ (TL)



KEKİK

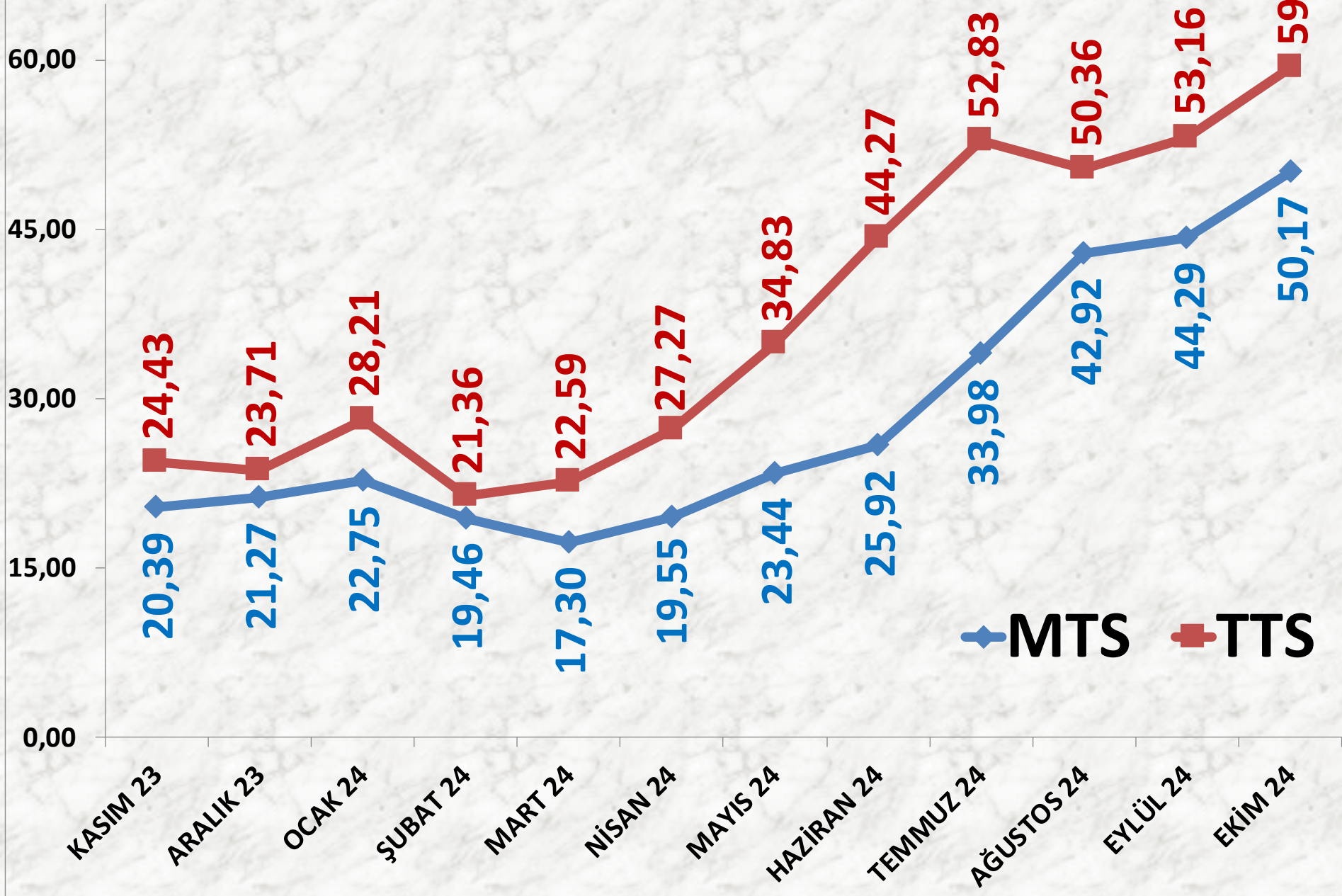
İŞLEM MİKTARI TON	2022 EKİM		2023 EKİM		2024 EKİM	
	MTS	1.211 TON	78%	2.153 TON	-22%	1.676 TON
TTS	897 TON	87%	1.680 TON	-12%	1.475 TON	

EN AZ FİYAT	2022 EKİM		2023 EKİM		2024 EKİM	
	MTS	19,48 TL	-28%	14,00 TL	119%	30,70 TL
TTS	16,25 TL	-8%	15,00 TL	125%	33,75 TL	

EN ÇOK FİYAT	2022 EKİM		2023 EKİM		2024 EKİM	
	MTS	35,12 TL	0%	35,00 TL	97%	69,02 TL
TTS	37,50 TL	50%	56,39 TL	255%	200,00 TL	

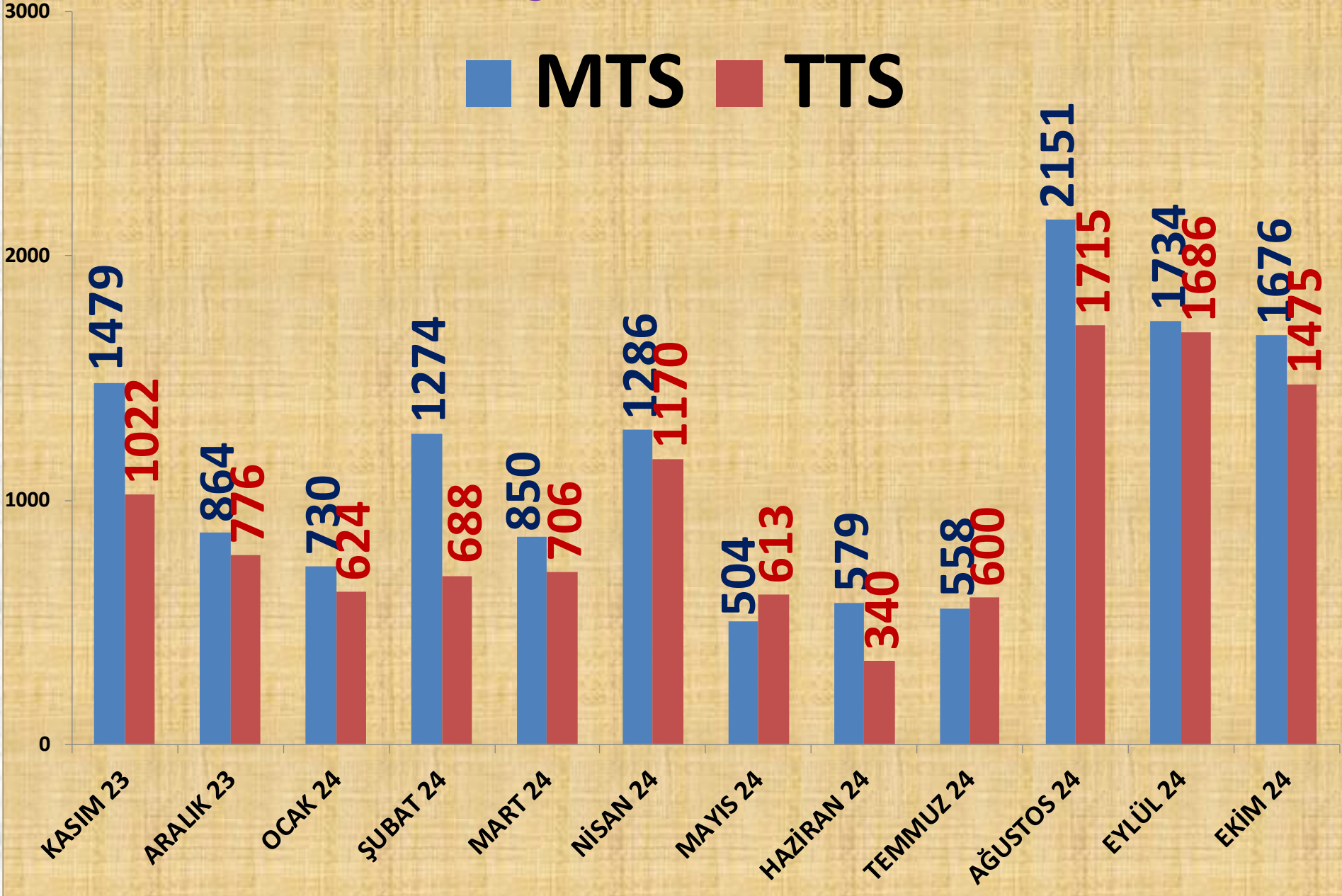
ORTALAMA FİYAT	2022 EKİM		2023 EKİM		2024 EKİM	
	MTS	27,69 TL	-20%	22,22 TL	126%	50,17 TL
TTS	30,78 TL	-16%	25,98 TL	128%	59,32 TL	

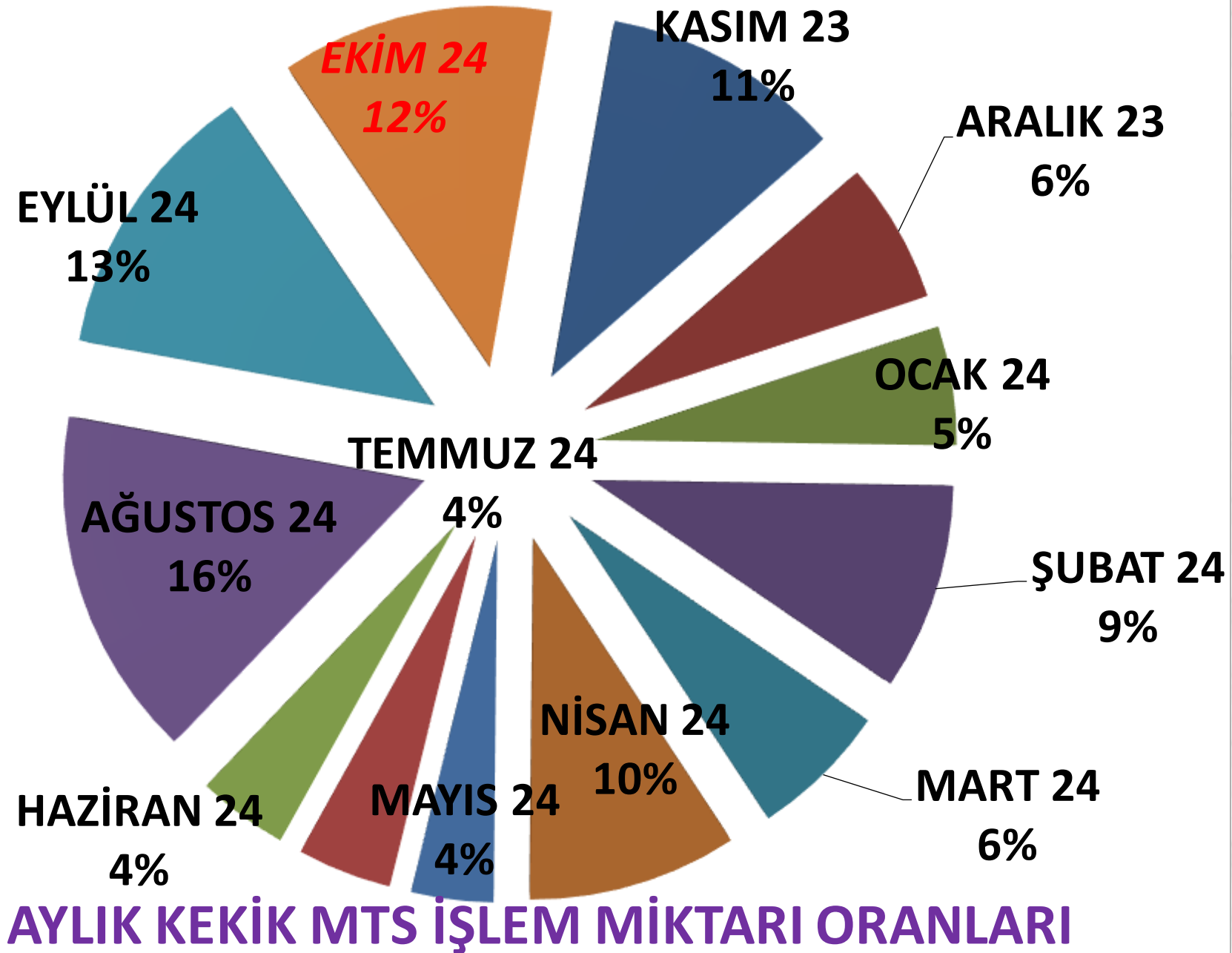
AYLIK KEKİK FİYAT TRENDİ (TL)



AYLIK KEKİK İŞLEM MİKTARI (TON)

■ MTS ■ TTS





■ TTS

YILLIK KEKİK İŞLEM MİKTARI (TON)

■ MTS

11.655

13.685

41 %

17 %

51 %

13 %

6.723

8.265

10.122

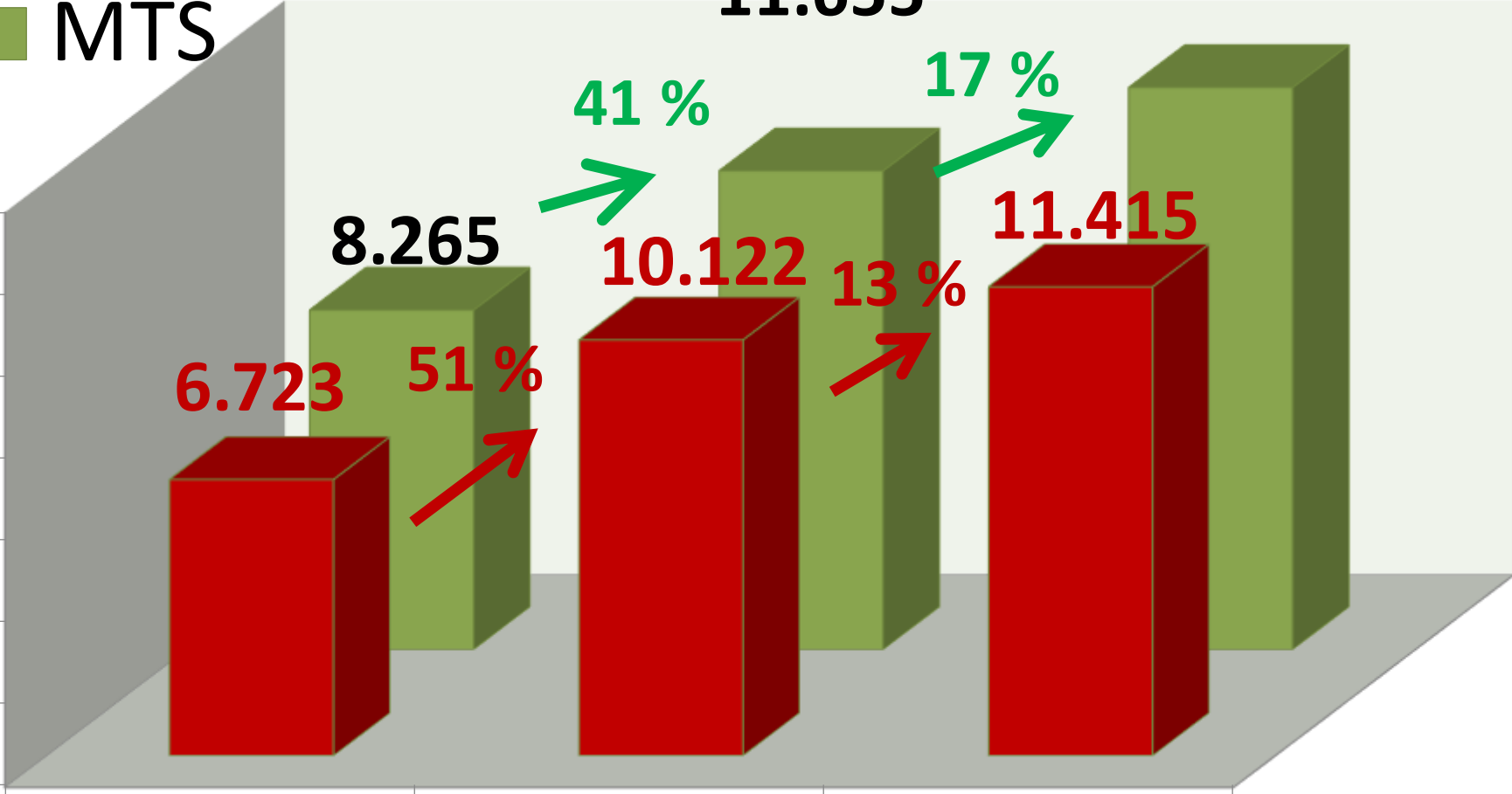
11.415

1 KASIM 21 -
31 EKİM 22

1 KASIM 22 -
31 EKİM 23

1 KASIM 23 -
31 EKİM 24

14.000 TON
12.000 TON
10.000 TON
8.000 TON
6.000 TON
4.000 TON
2.000 TON
TON



1 KASIM 21 -
31 EKİM 22

1 KASIM 22 -
31 EKİM 23

1 KASIM 23 -
31 EKİM 24

6.723

8.265

10.122

11.415

11.655

13.685

41 %

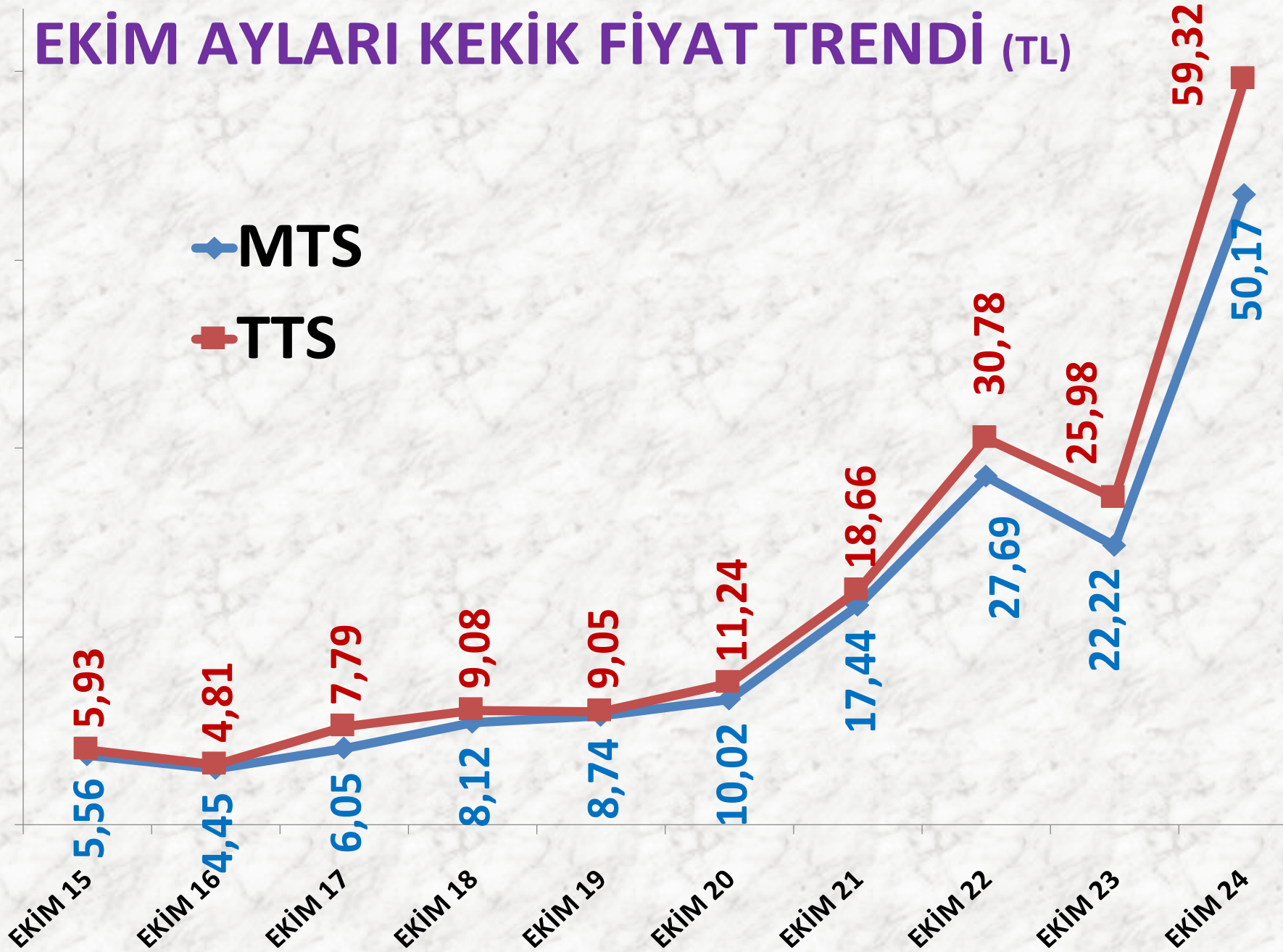
17 %

51 %

13 %

EKİM AYLARI KEKİK FİYAT TRENDİ (TL)

◆ MTS
■ TTS



ANASON

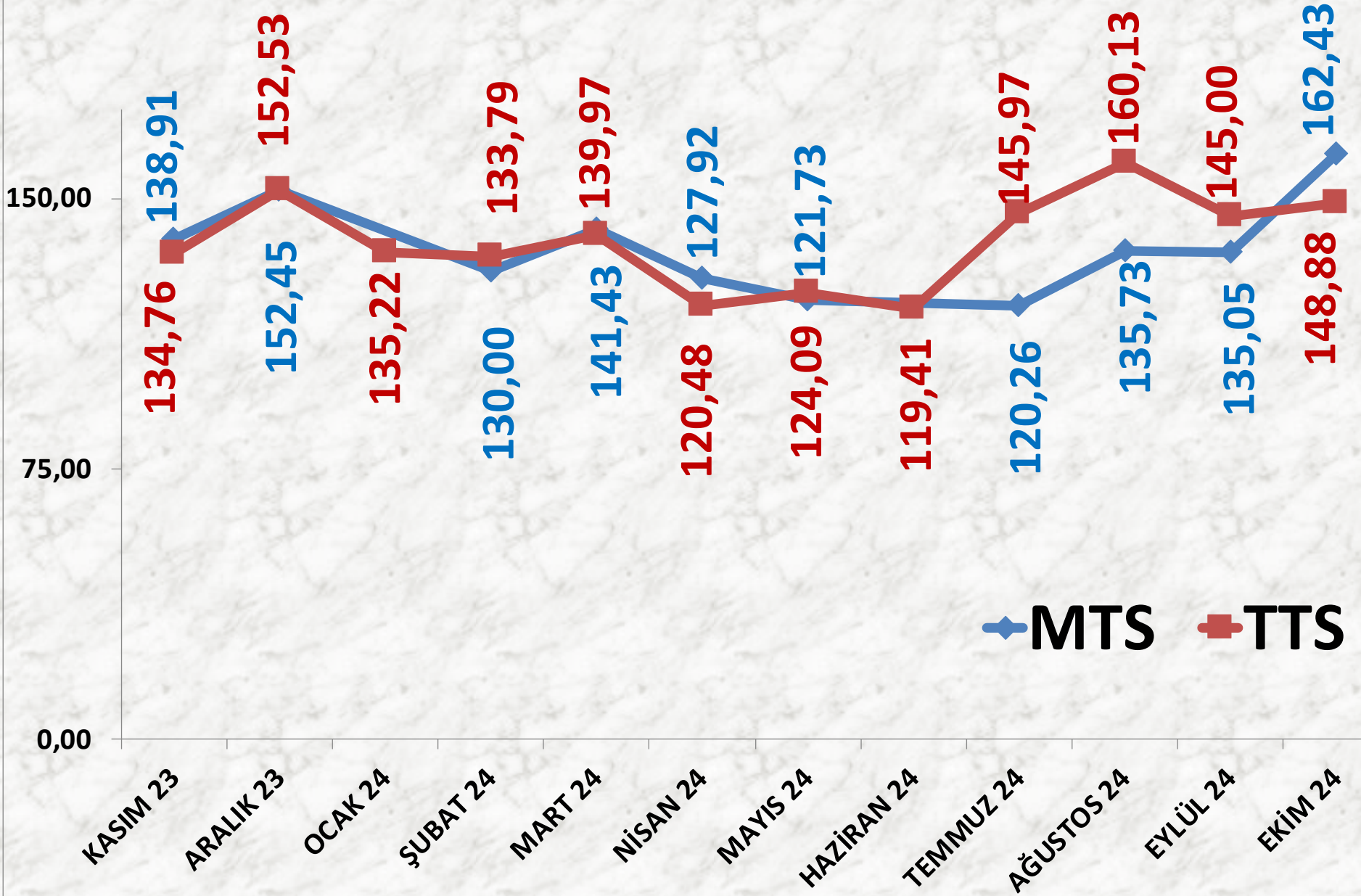
İŞLEM MİKTARI TON	2022 EKİM	2023 EKİM		2024 EKİM	
MTS	8 TON	1504%	120 TON	-88%	15 TON
TTS	20 TON	1236%	274 TON	-55%	123 TON

EN AZ FİYAT	2022 EKİM	2023 EKİM		2024 EKİM	
MTS	73,00 TL	57%	114,29 TL	32%	151,42 TL
TTS	69,14 TL	92%	133,00 TL	9%	145,00 TL

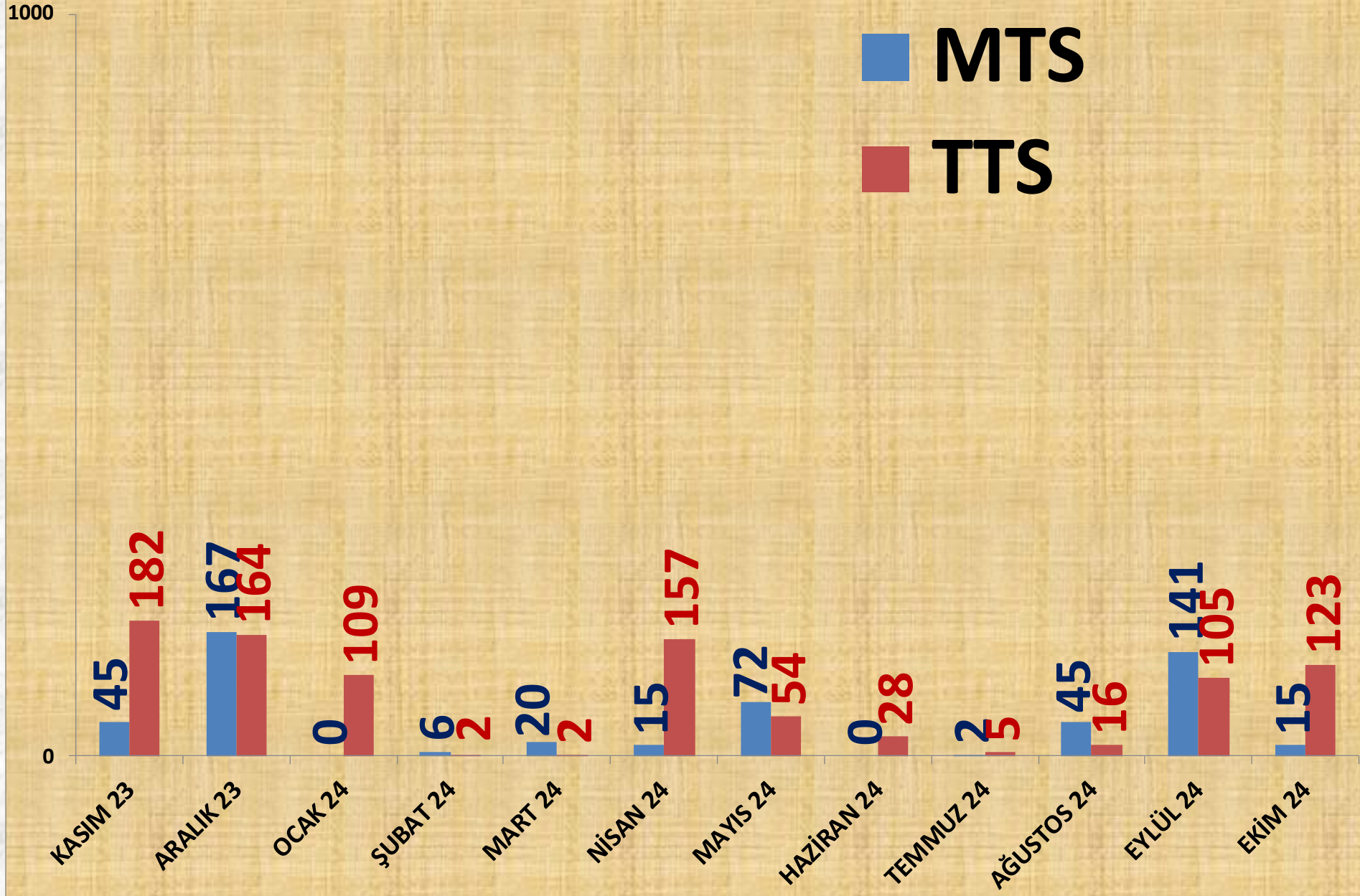
EN ÇOK FİYAT	2022 EKİM	2023 EKİM		2024 EKİM	
MTS	73,00 TL	160%	190,00 TL	53%	289,89 TL
TTS	69,14 TL	115%	148,52 TL	16%	172,52 TL

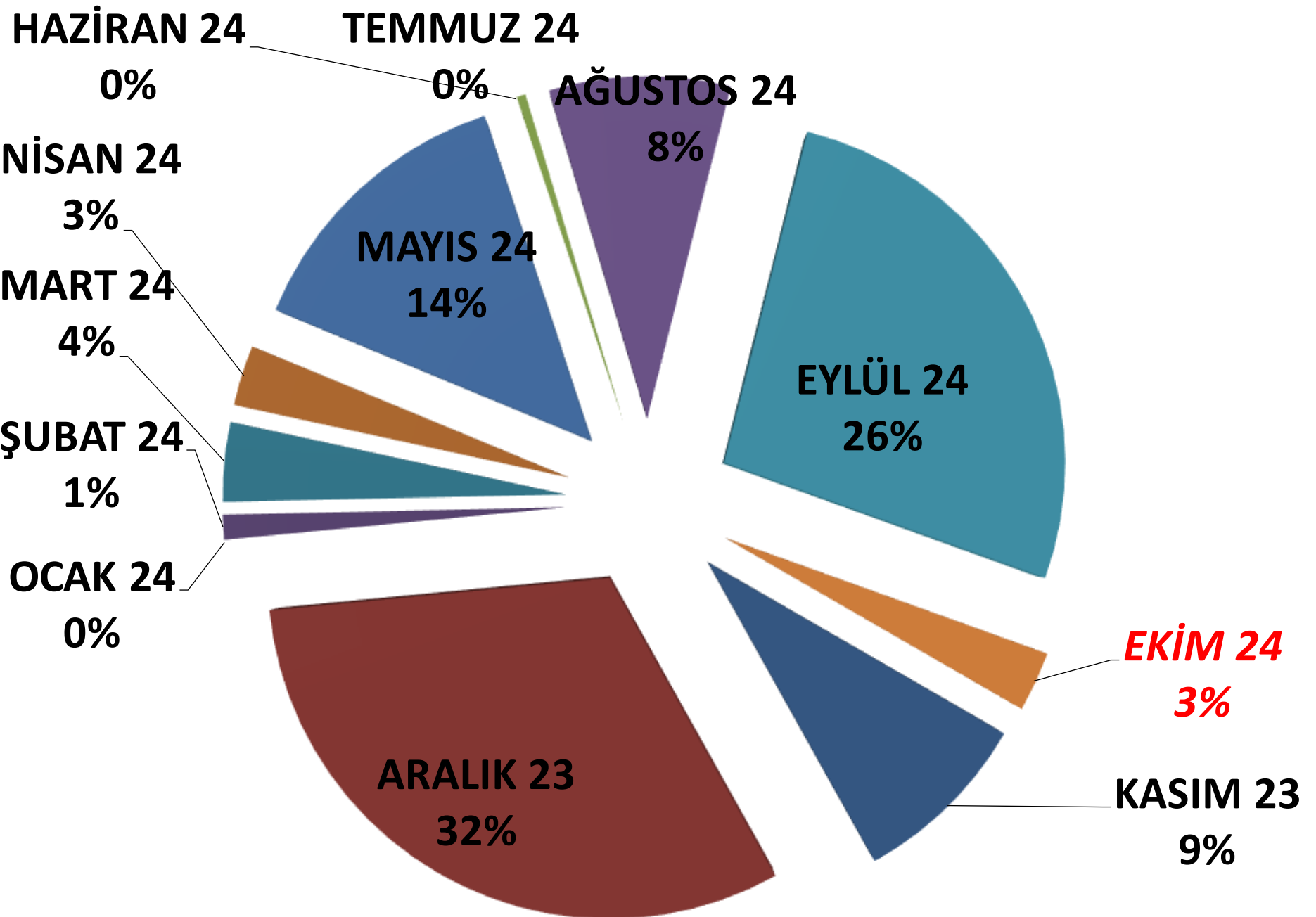
ORTALAMA FİYAT	2022 EKİM	2023 EKİM		2024 EKİM	
MTS	73,00 TL	105%	149,59 TL	9%	162,43 TL
TTS	69,14 TL	95%	134,97 TL	10%	148,88 TL

AYLIK ANASON FİYAT TRENDİ (TL)



AYLIK ANASON İŞLEM MİKTARI (TON)



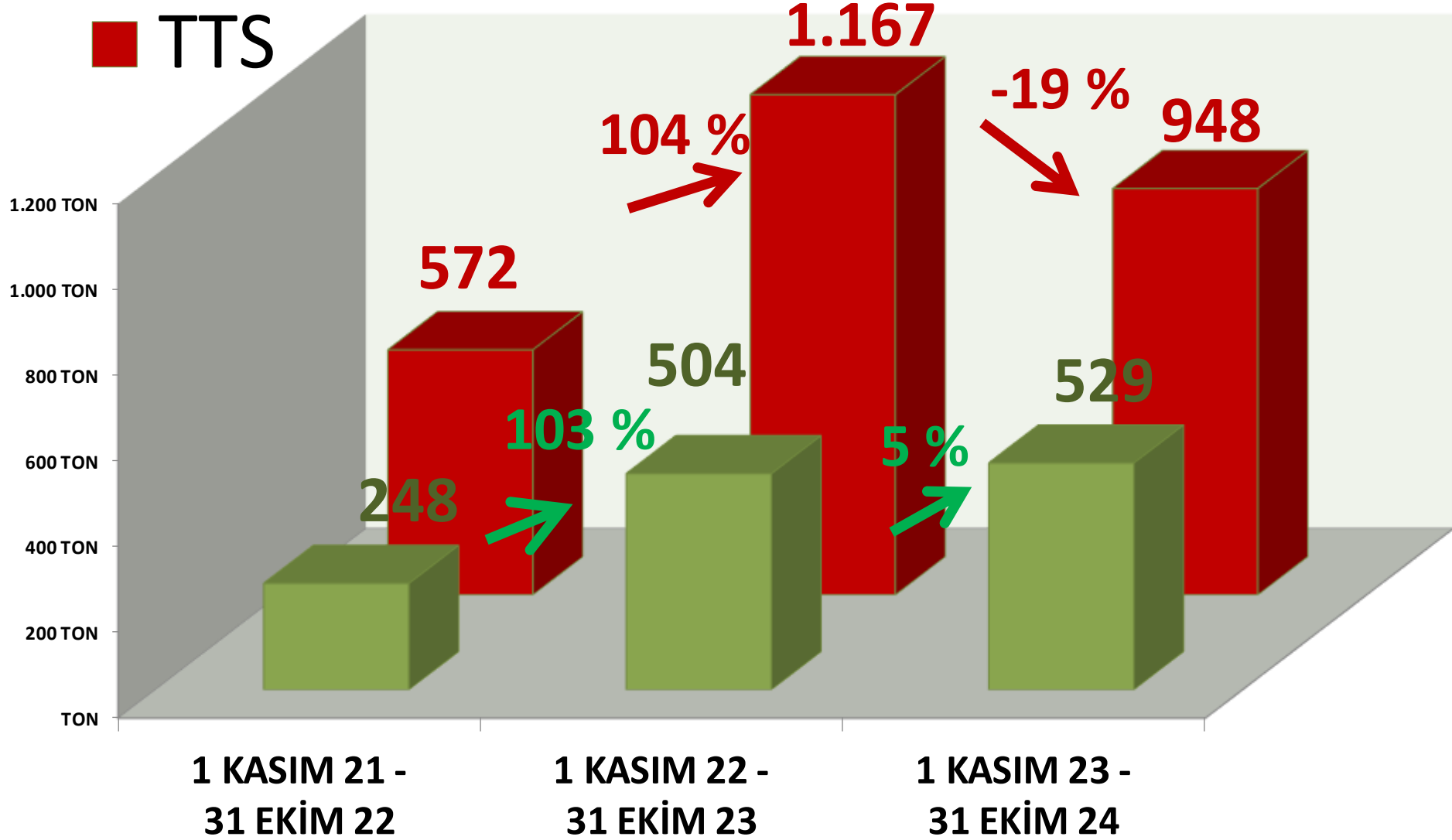


AYLIK ANASON MTS İŞLEM MİKTARI ORANLARI

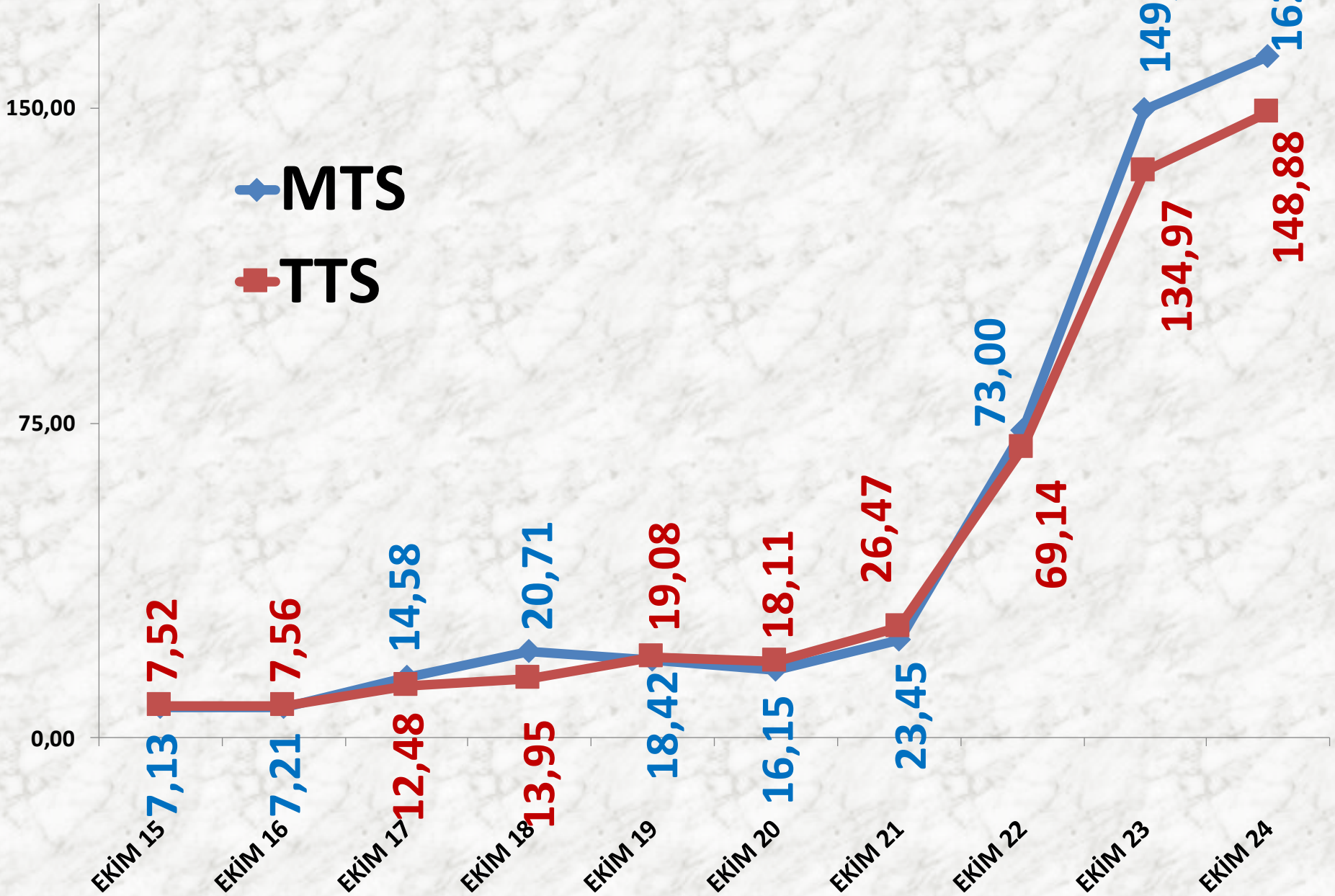
■ MTS

YILLIK ANASON İŞLEM MİKTARI (TON)

■ TTS



EKİM AYLARI ANASON FİYAT TRENDİ (TL)



YAPRAK TÜTÜN

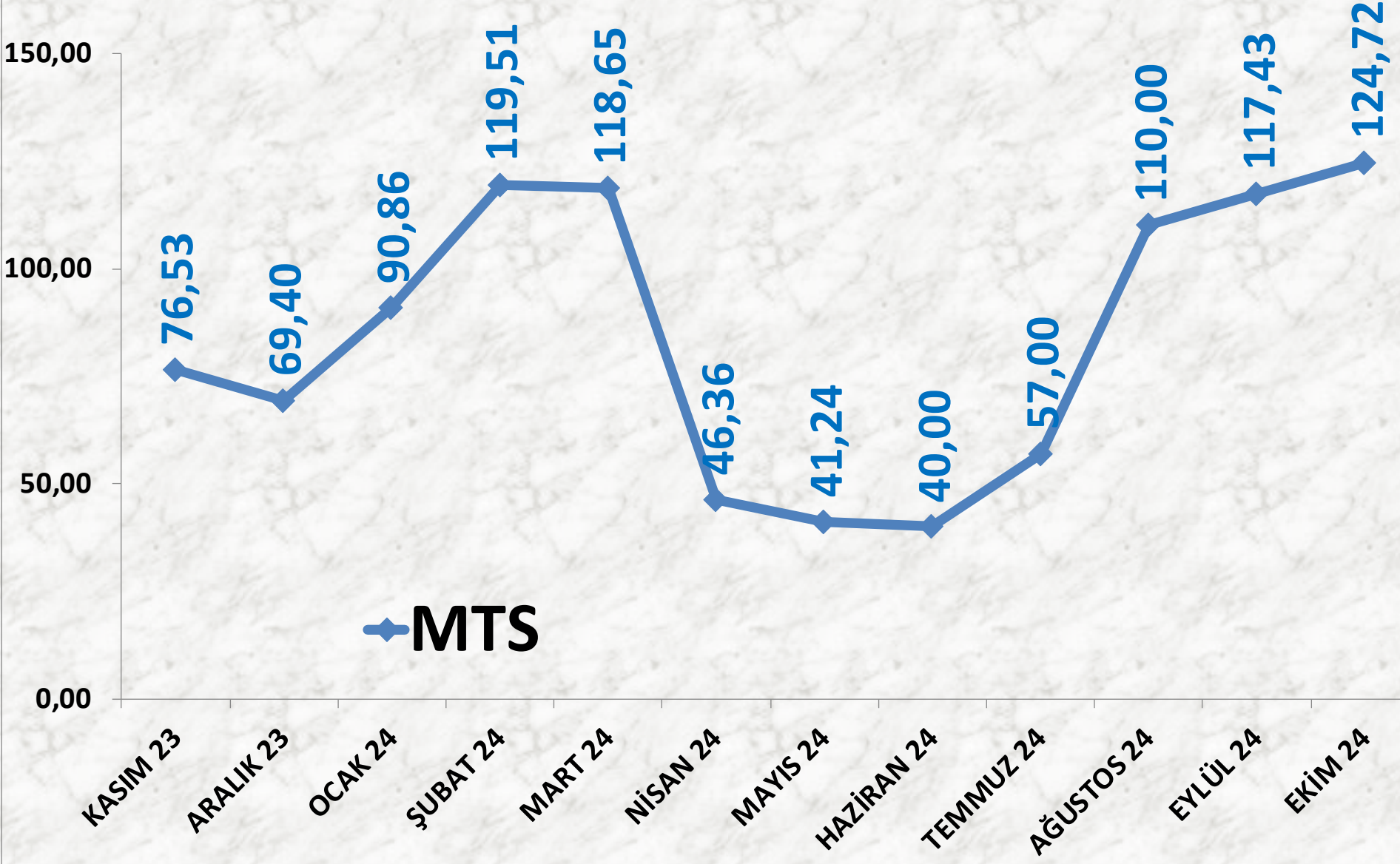
İŞLEM MİKTARI TON	2022 EYLÜL	2023 EYLÜL		2024 EYLÜL	
MTS	263 TON	-15%	223 TON	242%	763 TON

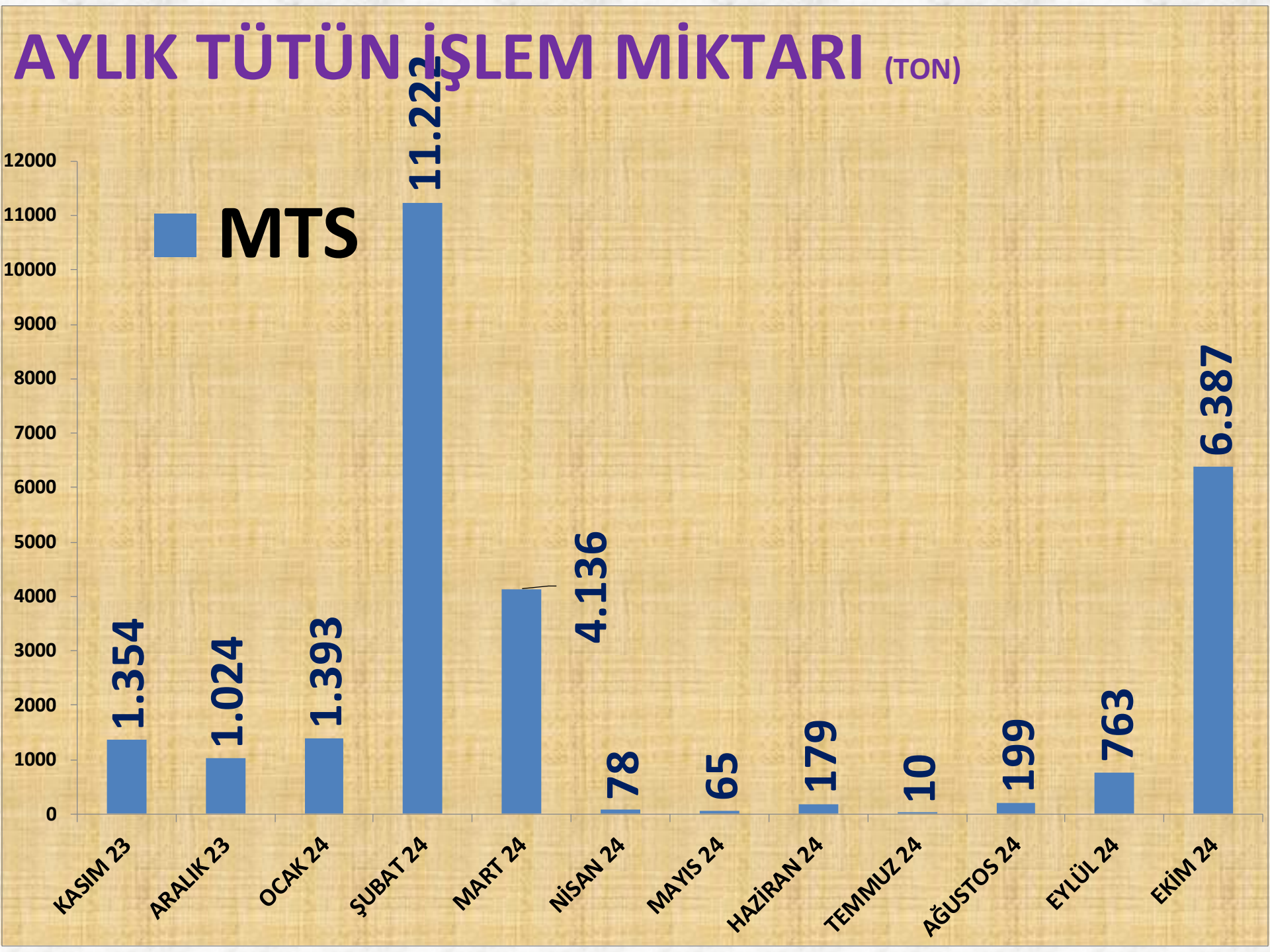
EN AZ FİYAT	2022 EYLÜL	2023 EYLÜL		2024 EYLÜL	
MTS	34,74 TL	29%	44,90 TL	-11%	40,00 TL

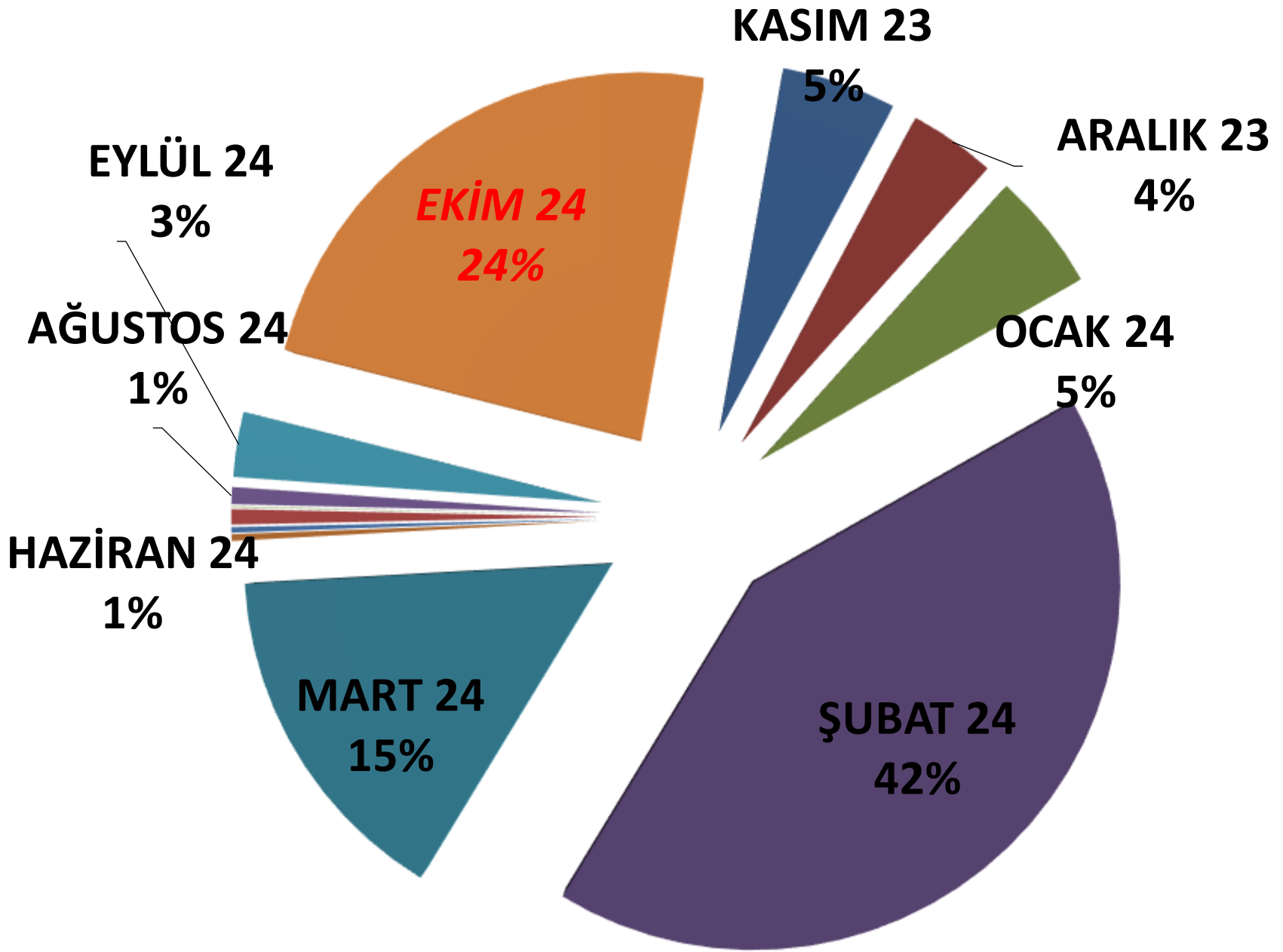
EN ÇOK FİYAT	2022 EKİM	2023 EKİM		2024 EKİM	
MTS	62,00 TL	45%	90,00 TL	100%	180,00 TL

ORTALAMA FİYAT	2022 EKİM	2023 EKİM		2024 EKİM	
MTS	39,98 TL	110%	84,01 TL	48%	124,72 TL

AYLIK TÜTÜN FİYAT TRENDİ (TL)

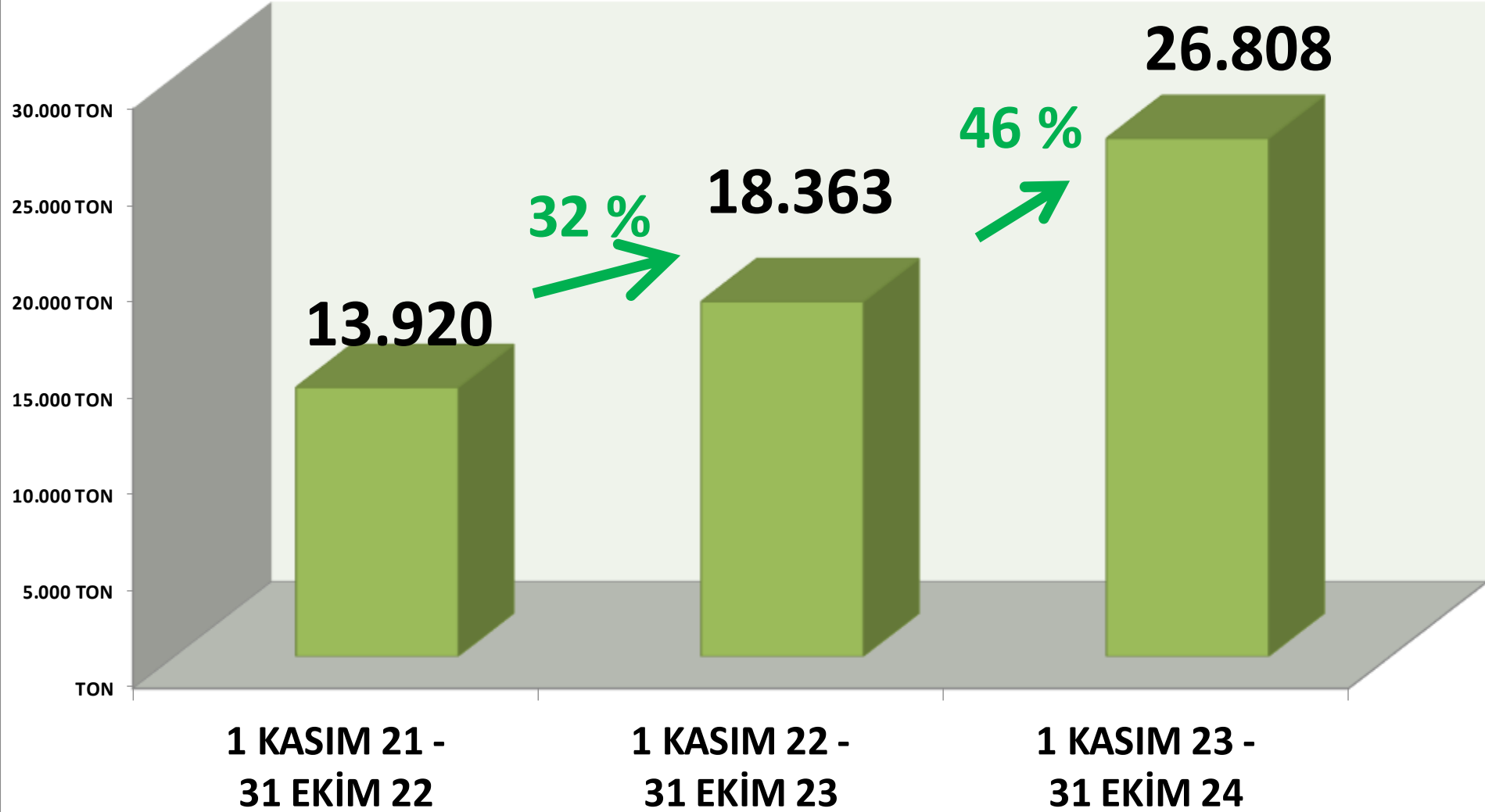






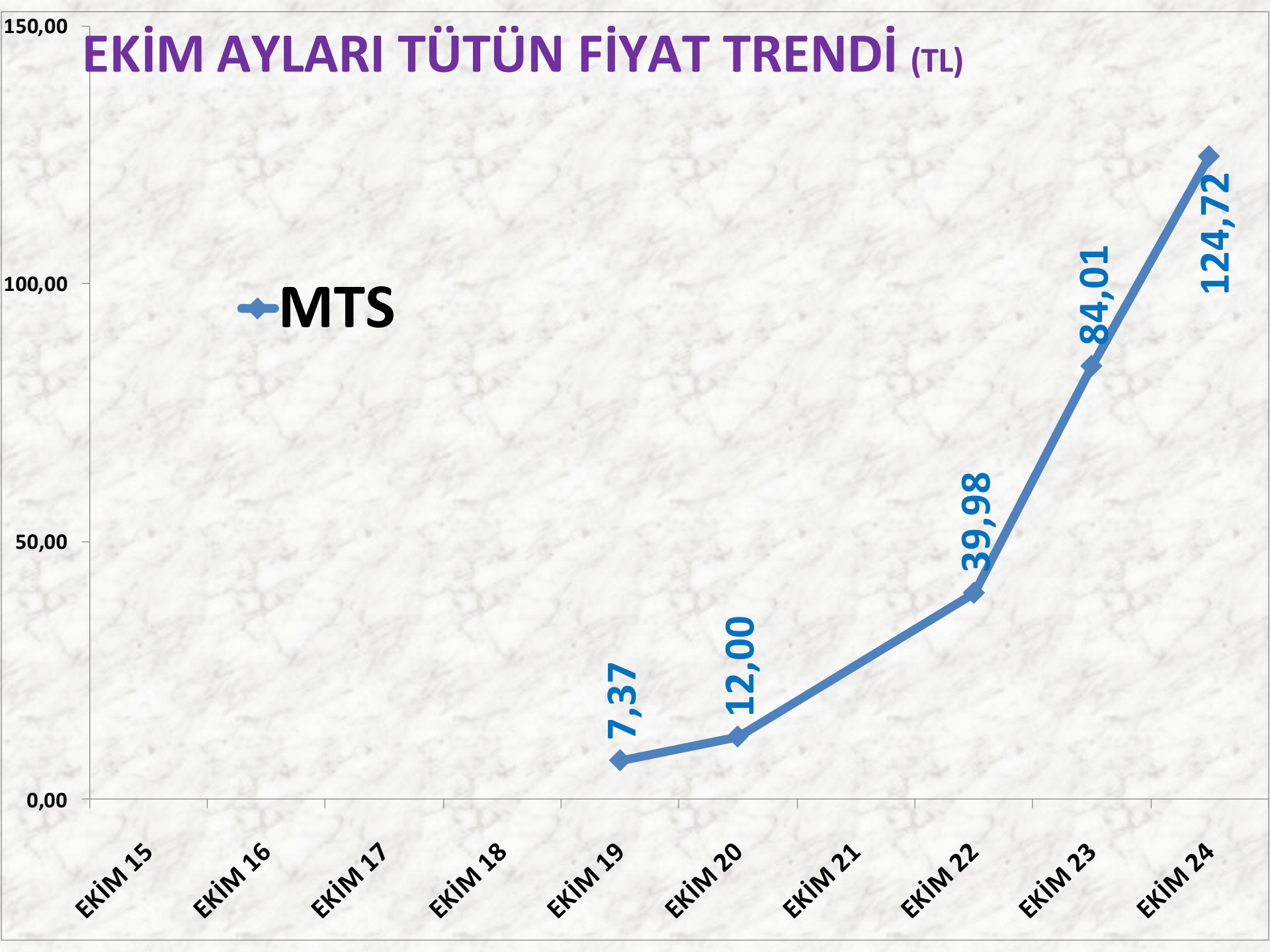
AYLIK TÜTÜN MTS İŞLEM MİKTARI ORANLARI

YILLIK TÜTÜN İŞLEM MİKTARI (TON)



EKİM AYLARI TÜTÜN FİYAT TRENDİ (TL)

◆ MTS



KASAPLIK CANLI HAYVAN

BÜYÜKBAŞ İŞLEM MİKTARI

İŞLEM MİKTARI ADET	2022 EKİM	2023 EKİM		2024 EKİM	
MTS	1.954 ADET	10%	2.153 ADET	-14%	1.849 ADET
TTS	583 ADET	-28%	417 ADET	40%	585 ADET

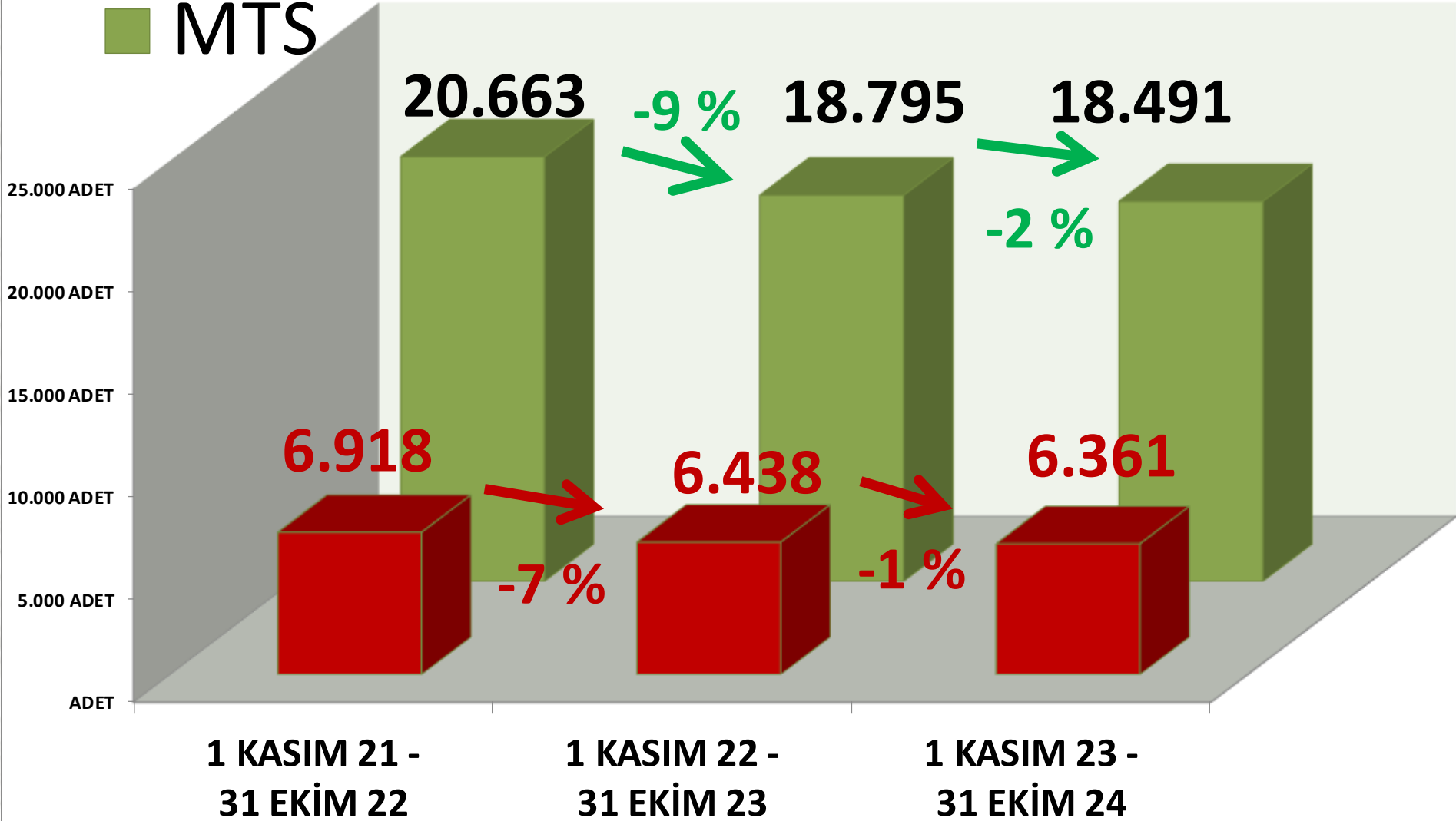
KÜÇÜKBAŞ İŞLEM MİKTARI

İŞLEM MİKTARI ADET	2022 EKİM	2023 EKİM		2024 EKİM	
MTS	5.919 ADET	-16%	4.989 ADET	47%	7.352 ADET
TTS	945 ADET	-70%	279 ADET	52%	424 ADET

■ TTS

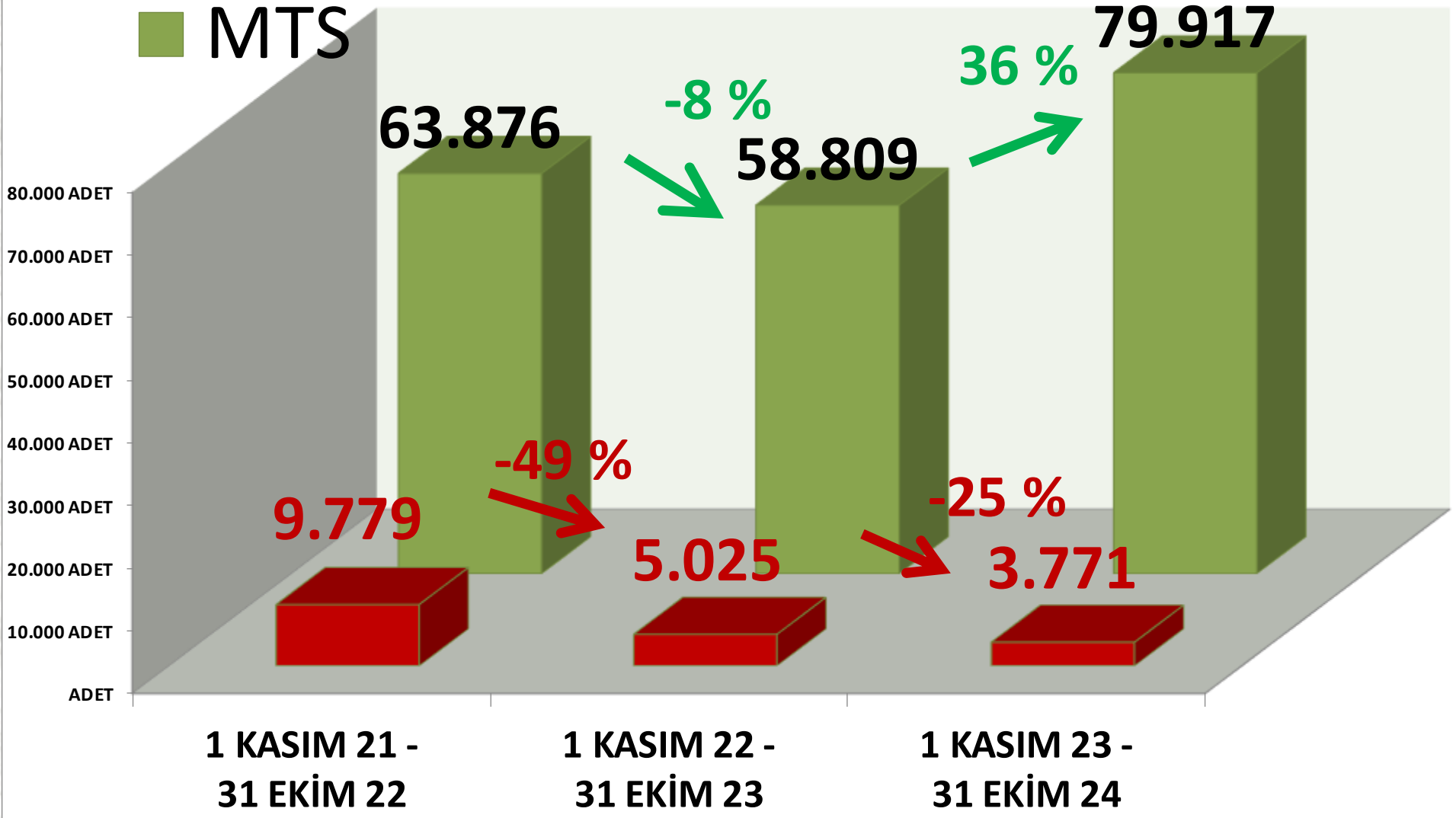
YILLIK BÜYÜKBAŞ İŞLEM MİKTARI (TON)

■ MTS



■ TTS YILLIK KÜÇÜKBAŞ İŞLEM MİKTARI (TON)

■ MTS





DİNLEDİĞİNİZ İÇİN
TEŞEKKÜR EDERİM

RECEP MENGİ

