

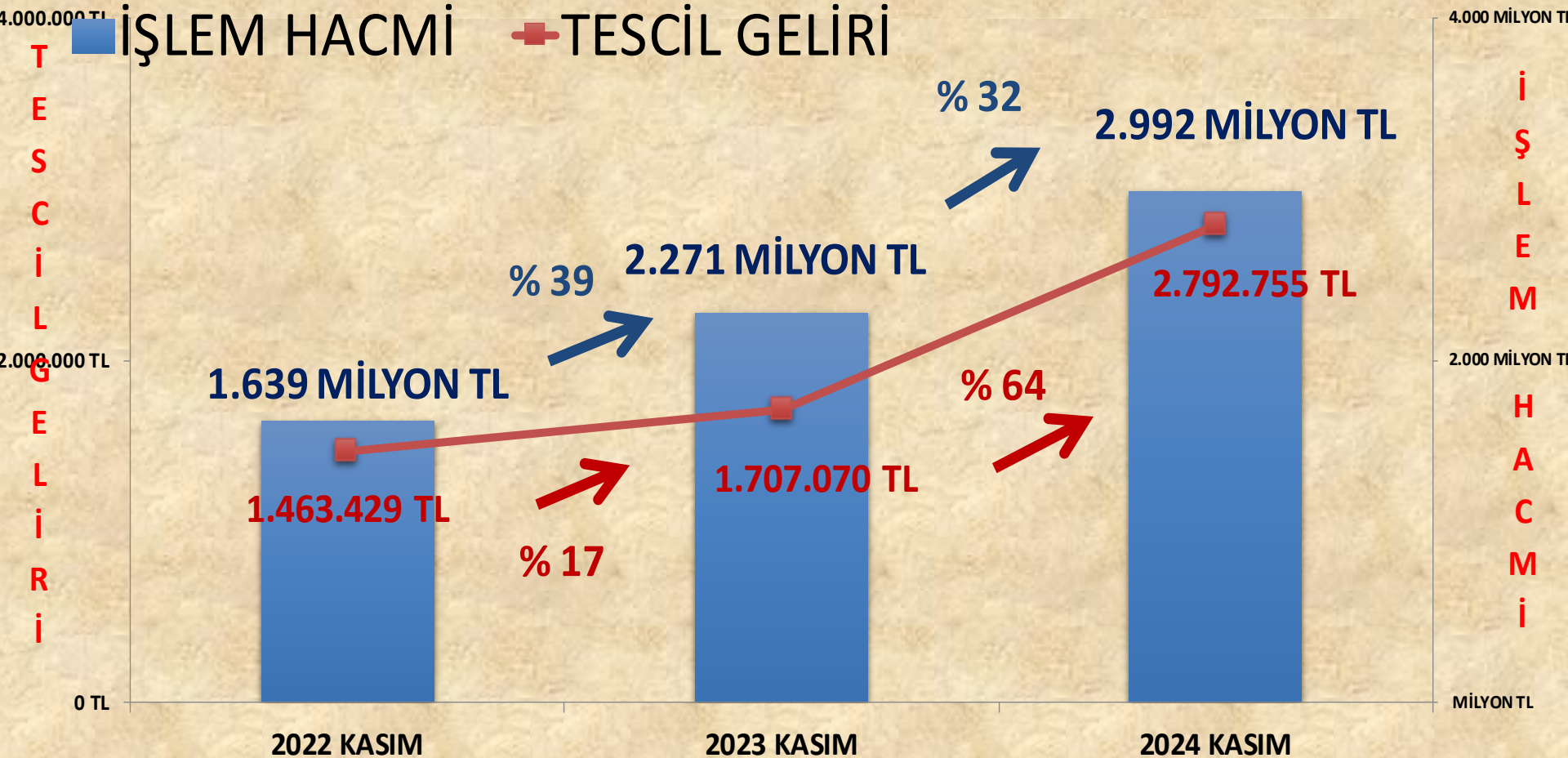


KASIM 2024 TESCİL SUNUMU



İŞLEM HACMİ VE TESCİL GELİRİ VERİLERİ

	2022 KASIM		2023 KASIM		2024 KASIM
İŞLEM HACMİ	1.639 MİLYON TL	39%	2.271 MİLYON TL	32%	2.992 MİLYON TL
TESCİL GELİRİ	1.463.429 TL	17%	1.707.070 TL	64%	2.792.755 TL



2023 KASIM

ÜRÜN GRUBU	Miktar(kg./lt/adet)	Tutar(TL)
BAKLİYAT VE MAMÜLLERİ	896.710	34.431.256
BİTKİSEL YAĞLAR	177	81.471
KOTASYON DIŐI ÜRÜNLER	61.146.618	1.353.338.690
HAM DERİLER VE BAĞIRSAKLAR	19.750	605.527
HAYVANSAL YAĞLAR	20	4.400
HUBUBAT .	55.918.202	265.852.611
HUBUBAT MAMÜLLERİ	330.275	2.902.400
KASAPLIK CANLI HAYVANLAR	7.555	139.403.595
KURU MEYVELER	1.036.880	67.903.483
ORMAN MAHSÜLLERİ	534.444	8.044.389
TEKSTİL HAMMADDELERİ	3.405.600	76.905.200
YAĞLI TOHUMLAR	9.182.928	321.724.809
<u>TOPLAM</u>	132.479.159	2.271.197.829

2024 KASIM

ÜRÜN GRUBU	Miktar(kg./lt/adet)	Tutar(TL)
BAKLİYAT VE MAMÜLLERİ	307.543	15.544.467
BİTKİSEL YAĞLAR	1.926	639.531
KOTASYON DIŞI ÜRÜNLER	57.677.620	1.203.349.622
HAM DERİLER VE BAĞIRSAKLAR	4.375	76.100
HAYVANSAL YAĞLAR	0	0
HUBUBAT .	80.487.404	679.472.720
HUBUBAT MAMÜLLERİ	28.055	415.050
KASAPLIK CANLI HAYVANLAR	9.754	278.161.068
KURU MEYVELER	786.056	75.533.957
ORMAN MAHSÜLLERİ	544.294	15.435.024
TEKSTİL HAMMADDELERİ	8.237.056	198.626.094
YAĞLI TOHUMLAR	15.165.481	524.407.933
<u>TOPLAM</u>	163.249.563	2.991.661.566

2023 KASIM - 2024 KASIM DEĞİŞİM

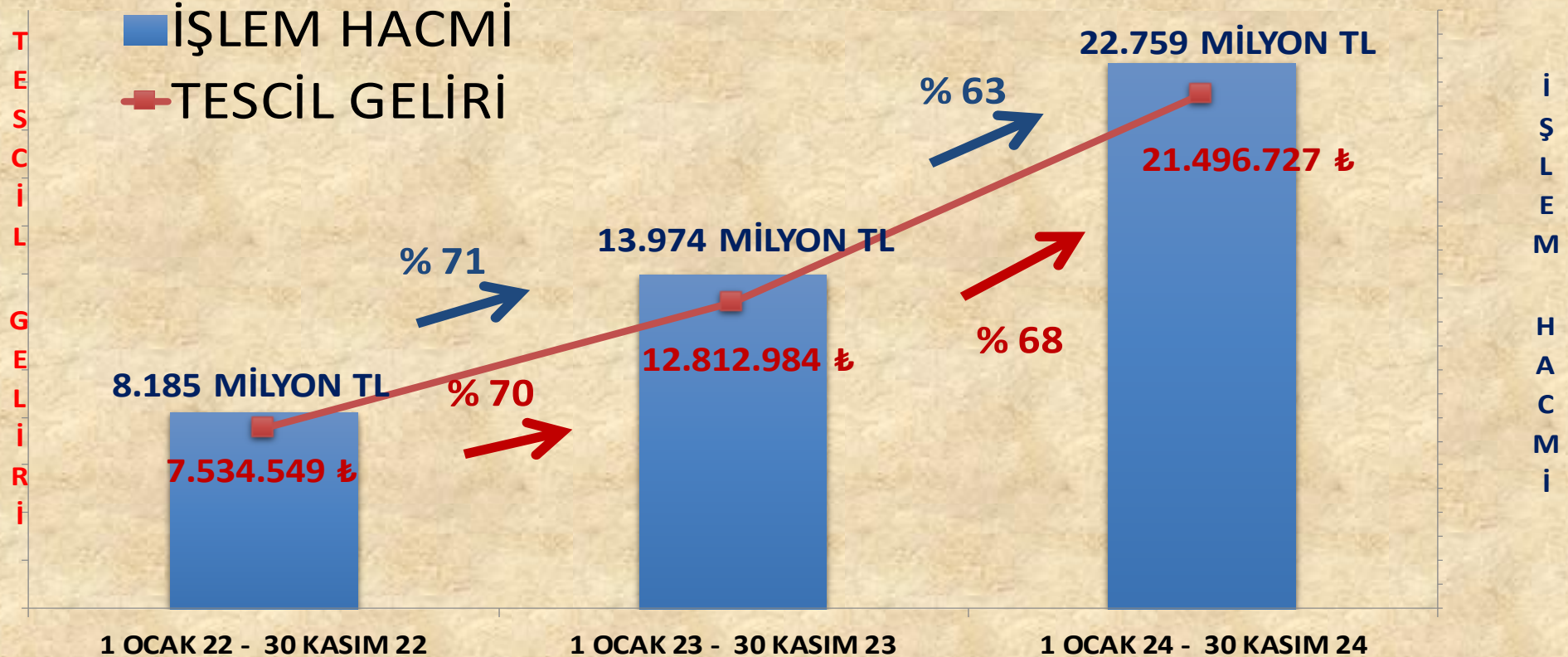
ÜRÜN GRUBU	Miktar(kg./lt/adet)	Tutar(TL)
BAKLİYAT VE MAMÜLLERİ	-589.167	-18.886.789
BİTKİSEL YAĞLAR	1.749	558.059
KOTASYON DIŞI ÜRÜNLER	-3.468.998	-149.989.067
HAM DERİLER VE BAĞIRSAKLAR	-15.375	-529.427
HAYVANSAL YAĞLAR	-20	-4.400
HUBUBAT .	24.569.201	413.620.110
HUBUBAT MAMÜLLERİ	-302.220	-2.487.350
KASAPLIK CANLI HAYVANLAR	2.199	138.757.474
KURU MEYVELER	-250.824	7.630.474
ORMAN MAHSÜLLERİ	9.850	7.390.635
TEKSTİL HAMMADDELERİ	4.831.456	121.720.894
YAĞLI TOHUMLAR	5.982.552	202.683.125
<u>TOPLAM</u>	30.770.404	720.463.737

2023 KASIM - 2024 KASIM DEĞİŞİM ORANI

ÜRÜN GRUBU	Miktar(kg./lt/adet)	Tutar(TL)
BAKLİYAT VE MAMÜLLERİ	-66%	-55%
BİTKİSEL YAĞLAR	986%	685%
KOTASYON DIŞI ÜRÜNLER	-6%	-11%
HAM DERİLER VE BAĞIRSAKLAR	-78%	-87%
HAYVANSAL YAĞLAR	-100%	-100%
HUBUBAT .	44%	156%
HUBUBAT MAMÜLLERİ	-92%	-86%
KASAPLIK CANLI HAYVANLAR	29%	100%
KURU MEYVELER	-24%	11%
ORMAN MAHSÜLLERİ	2%	92%
TEKSTİL HAMMADDELERİ	142%	158%
YAĞLI TOHUMLAR	65%	63%
<u>TOPLAM</u>	23%	32%

İŞLEM HACMİ VE TESCİL GELİRİ VERİLERİ

	1 OCAK 22 - 30 KASIM 22	1 OCAK 23 - 30 KASIM 23	1 OCAK 24 - 30 KASIM 24
İŞLEM HACMI	8.185 MİLYON TL	13.974 MİLYON TL	22.759 MİLYON TL
TESCİL GELİRİ	7.534.549 TL	12.812.984 TL	21.496.727 TL



1 OCAK - 30 KASIM 2023

	Miktar(kg./lt/adet)	Tutar(TL)
BAKLİYAT VE MAMÜLLERİ	5.342.666	186.245.393
BİTKİSEL YAĞLAR	484.972	68.324.898
KOTASYON DIŞI ÜRÜNLER	610.632.747	7.332.557.802
HAM DERİLER VE BAĞIRSAKLAR	1.122.630	3.901.900
HAYVANSAL YAĞLAR	1.025	124.962
HUBUBAT .	376.103.336	2.096.889.606
HUBUBAT MAMÜLLERİ	6.928.139	33.834.370
KASAPLIK CANLI HAYVANLAR	83.732	1.229.597.728
KURU MEYVELER	14.800.764	583.771.734
ORMAN MAHSÜLLERİ	2.024.144	40.393.624
TEKSTİL HAMMADDELERİ	23.950.408	619.646.757
YAĞLI TOHUMLAR	50.267.317	1.779.187.375
<u>TOPLAM</u>	1.091.741.880	13.974.476.149

1 OCAK - 30 KASIM 2024

	Miktar(kg./lt/adet)	Tutar(TL)
BAKLİYAT VE MAMÜLLERİ	6.851.155	322.442.440
BITKİSEL YAĞLAR	75.666	18.603.978
KOTASYON DIŐI ÜRÜNLER	826.134.695	12.489.165.394
HAM DERİLER VE BAĞIRSAKLAR	94.005	1.780.715
HAYVANSAL YAĞLAR	1.295	411.313
HUBUBAT .	381.182.441	3.070.010.363
HUBUBAT MAMÜLLERİ	1.640.136	17.298.908
KASAPLIK CANLI HAYVANLAR	101.011	2.414.417.356
KURU MEYVELER	11.625.078	939.917.396
ORMAN MAHSÜLLERİ	2.964.857	101.848.406
TEKSTİL HAMMADDELERİ	30.685.334	773.325.392
YAĞLI TOHUMLAR	65.406.235	2.609.910.217
<u>TOPLAM</u>	1.326.761.908	22.759.131.877

1 OCAK - 30 KASIM 2023-24 DEĞİŞİM

	Miktar(kg./lt/adet)	Tutar(TL)
BAKLİYAT VE MAMÜLLERİ	1.508.489	136.197.047
BİTKİSEL YAĞLAR	-409.306	-49.720.920
KOTASYON DIŞI ÜRÜNLER	215.501.948	5.156.607.593
HAM DERİLER VE BAĞIRSAKLAR	-1.028.625	-2.121.186
HAYVANSAL YAĞLAR	271	286.350
HUBUBAT .	5.079.105	973.120.757
HUBUBAT MAMÜLLERİ	-5.288.003	-16.535.462
KASAPLIK CANLI HAYVANLAR	17.279	1.184.819.628
KURU MEYVELER	-3.175.686	356.145.661
ORMAN MAHSÜLLERİ	940.712	61.454.783
TEKSTİL HAMMADDELERİ	6.734.926	153.678.635
YAĞLI TOHUMLAR	15.138.918	830.722.842
<u>TOPLAM</u>	235.020.029	8.784.655.728

1 OCAK - 30 KASIM 2023-24 DEĞİŞİM ORANI

	Miktar(kg./lt/adet)	Tutar(TL)
BAKLİYAT VE MAMÜLLERİ	28%	73%
BITKİSEL YAĞLAR	-84%	-73%
KOTASYON DIŞI ÜRÜNLER	35%	70%
HAM DERİLER VE BAĞIRSAKLAR	-92%	-54%
HAYVANSAL YAĞLAR	26%	229%
HUBUBAT .	1%	46%
HUBUBAT MAMÜLLERİ	-76%	-49%
KASAPLIK CANLI HAYVANLAR	21%	96%
KURU MEYVELER	-21%	61%
ORMAN MAHSÜLLERİ	46%	152%
TEKSTİL HAMMADDELERİ	28%	25%
YAĞLI TOHUMLAR	30%	47%
<u>TOPLAM</u>	22%	63%

ARPA

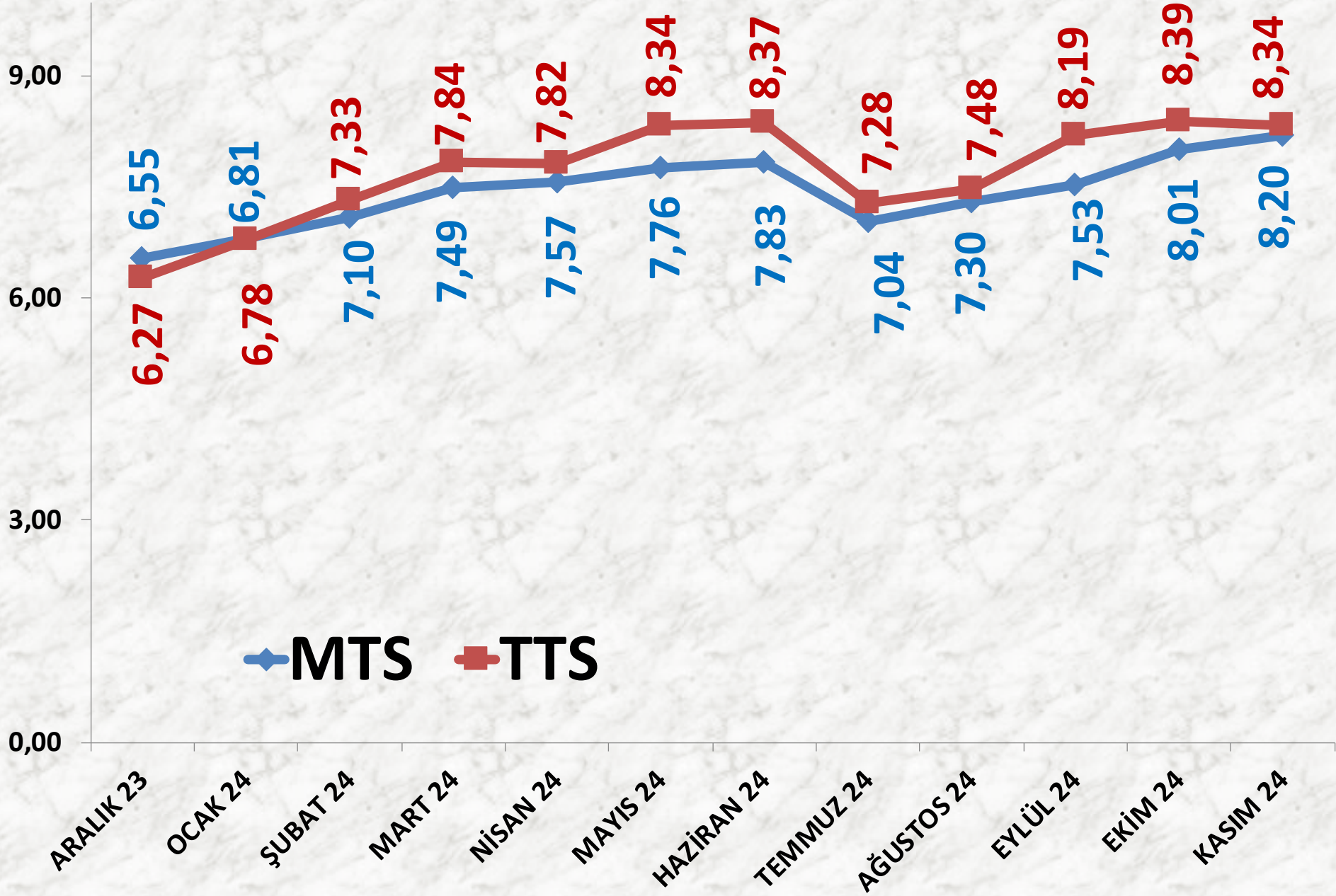
İŞLEM MİKTARI TON	2022 KASIM	2023 KASIM		2024 KASIM	
MTS	390 TON	372%	1.839 TON	64%	3.019 TON
TTS	214 TON	258%	766 TON	101%	1.543 TON

EN AZ FİYAT	2022 KASIM	2023 KASIM		2024 KASIM	
MTS	5,40 TL	-4%	5,18 TL	16%	6,00 TL
TTS	5,65 TL	-4%	5,40 TL	39%	7,50 TL

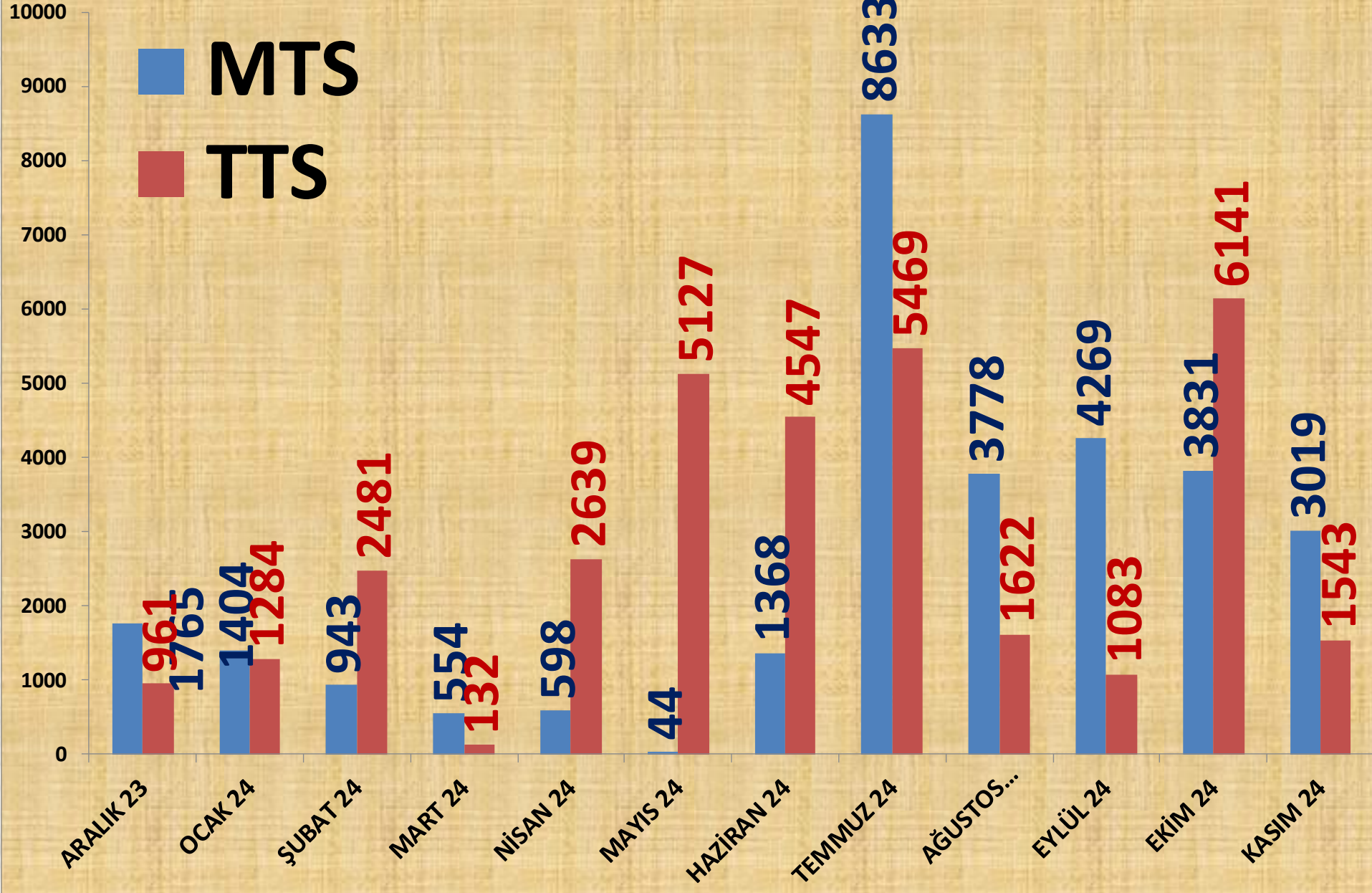
EN ÇOK FİYAT	2022 KASIM	2023 KASIM		2024 KASIM	
MTS	6,95 TL	-6%	6,50 TL	45%	9,42 TL
TTS	6,09 TL	14%	6,93 TL	30%	9,00 TL

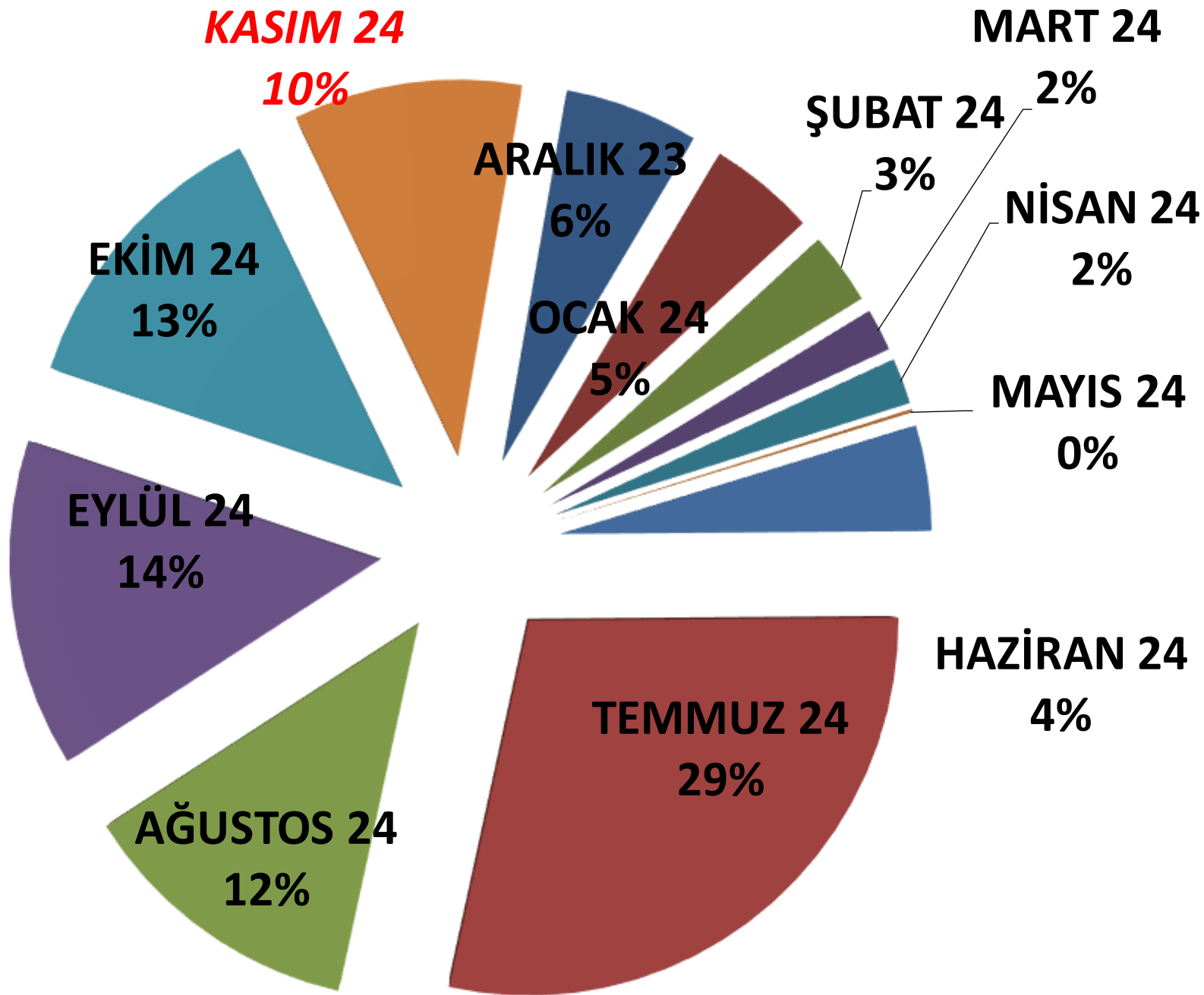
ORTALAMA FİYAT	2022 KASIM	2023 KASIM		2024 KASIM	
MTS	6,07 TL	-5%	5,79 TL	42%	8,20 TL
TTS	5,75 TL	10%	6,33 TL	33%	8,44 TL

AYLIK ARPA FİYAT TRENDİ (TL)



AYLIK ARPA İŞLEM MİKTARI (TON)



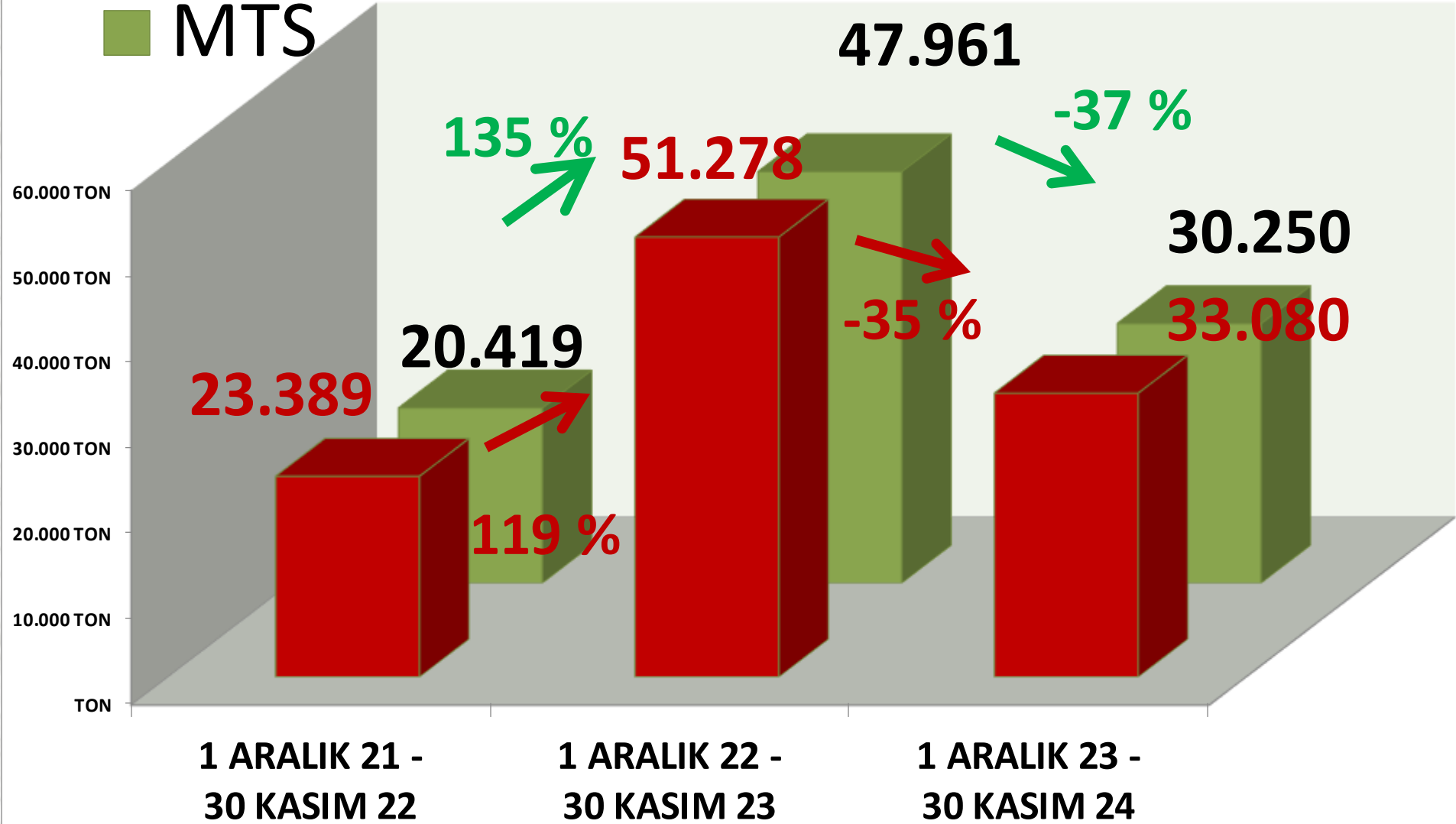


AYLIK ARPA MTS İŞLEM MİKTARI ORANLARI

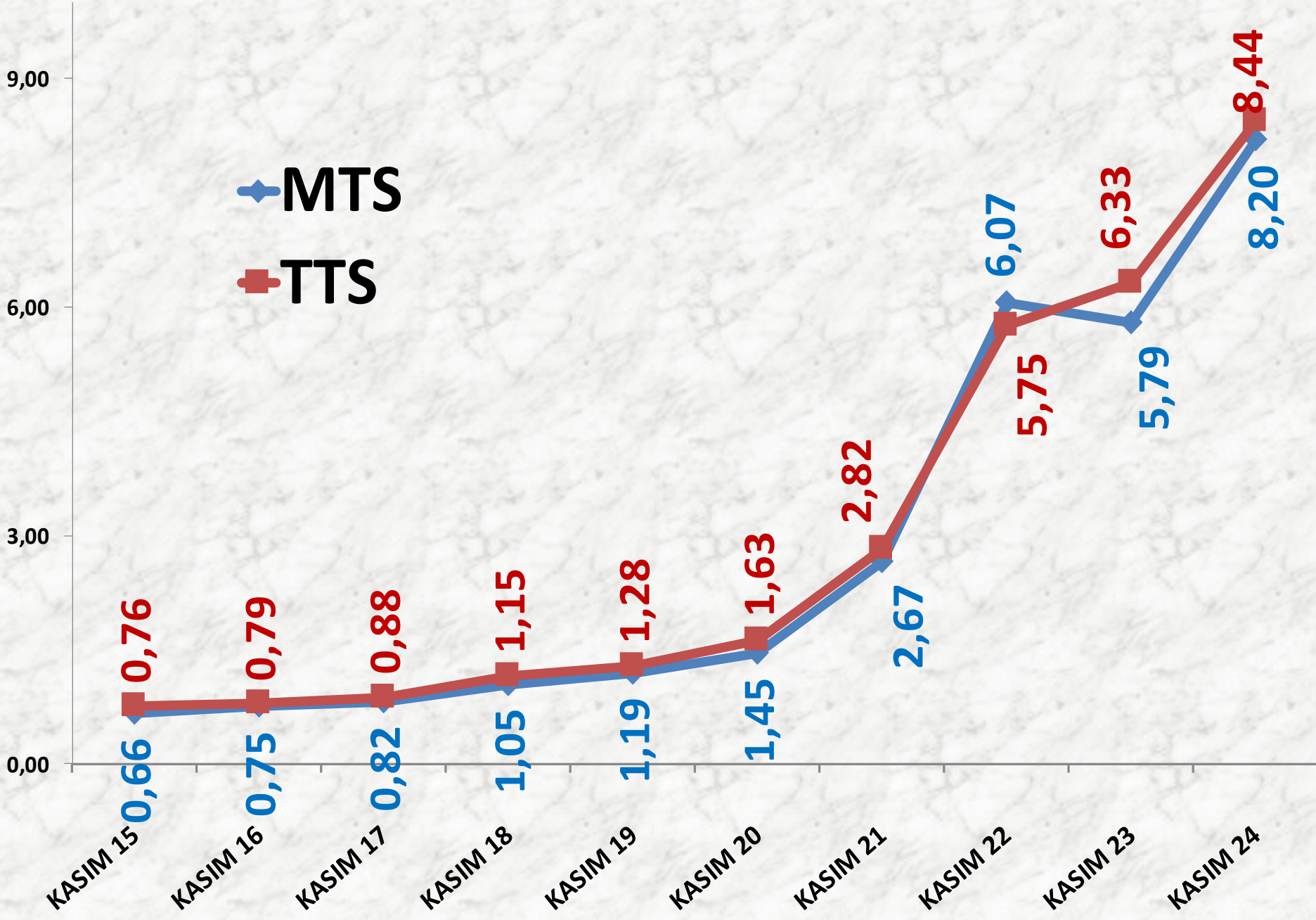
■ TTS

YILLIK ARPA İŞLEM MİKTARI (TON)

■ MTS



KASIM AYLARI ARPA FİYAT TRENDİ (TL)



BUĞDAY

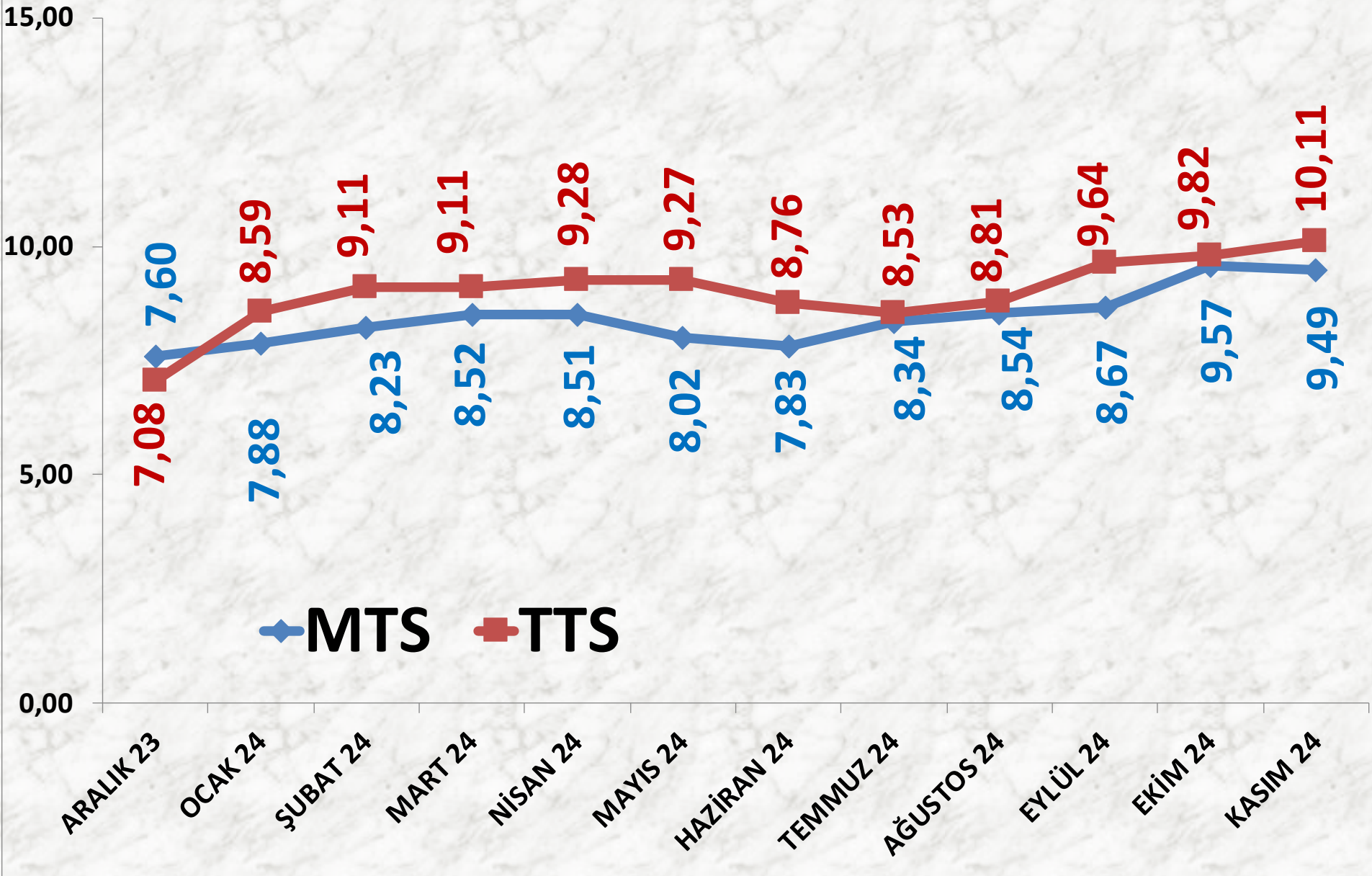
İŞLEM MİKTARI TON	2022 KASIM	2023 KASIM		2024 KASIM	
MTS	1.646 TON	49%	2.456 TON	103%	4.994 TON
TTS	3.691 TON	-75%	907 TON	193%	2.661 TON

EN AZ FİYAT	2022 KASIM	2023 KASIM		2024 KASIM	
MTS	6,00 TL	-12%	5,30 TL	42%	7,50 TL
TTS	6,00 TL	-14%	5,15 TL	61%	8,30 TL

EN ÇOK FİYAT	2022 KASIM	2023 KASIM		2024 KASIM	
MTS	8,50 TL	6%	9,00 TL	22%	11,00 TL
TTS	8,25 TL	3%	8,50 TL	35%	11,50 TL

ORTALAMA FİYAT	2022 KASIM	2023 KASIM		2024 KASIM	
MTS	7,29 TL	-6%	6,86 TL	38%	9,49 TL
TTS	7,44 TL	-9%	6,75 TL	50%	10,11 TL

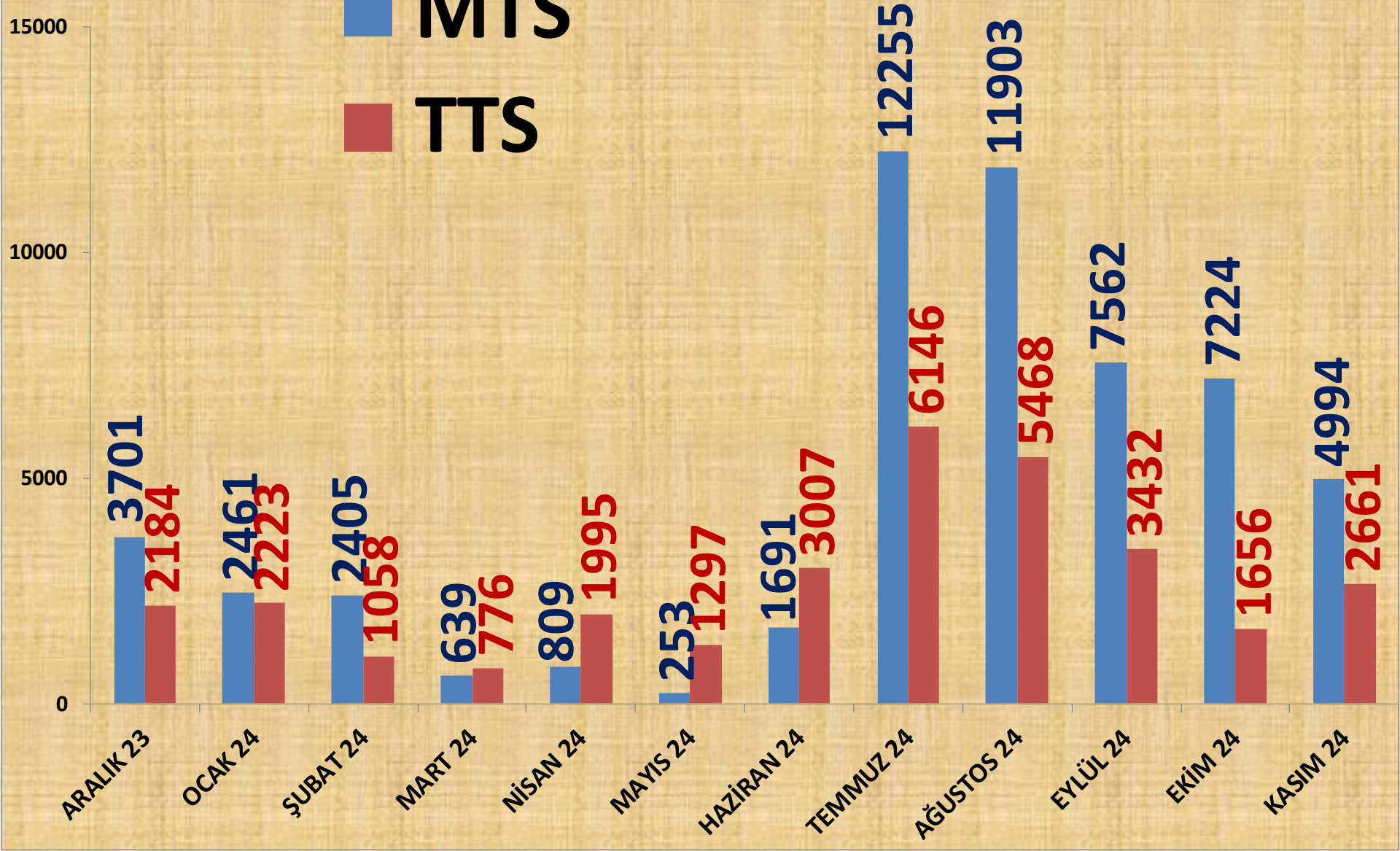
AYLIK BUĞDAY FİYAT TRENDİ (TL)

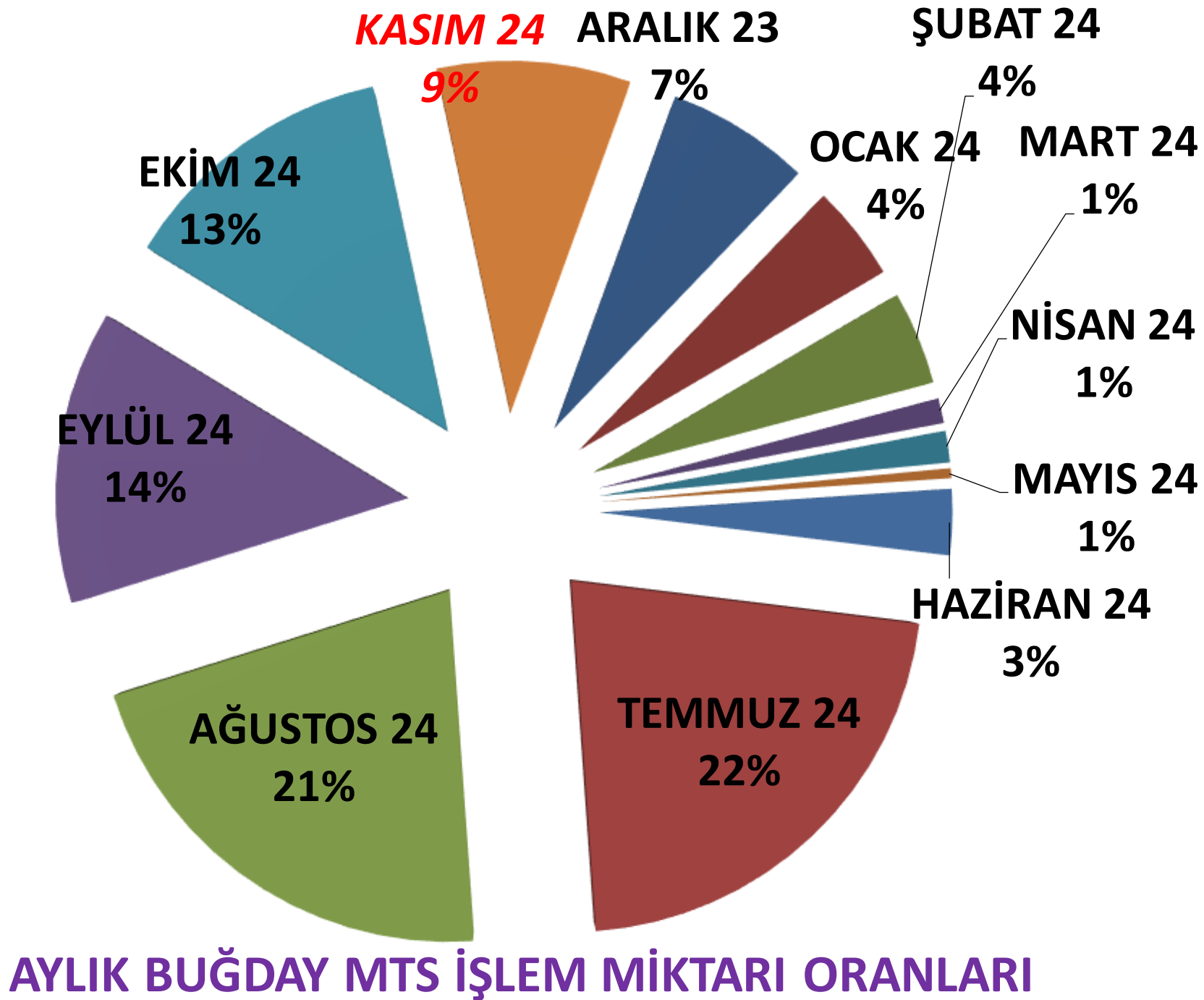


AYLIK BUĞDAY İŞLEM MİKTARI (TON)

■ MTS

■ TTS



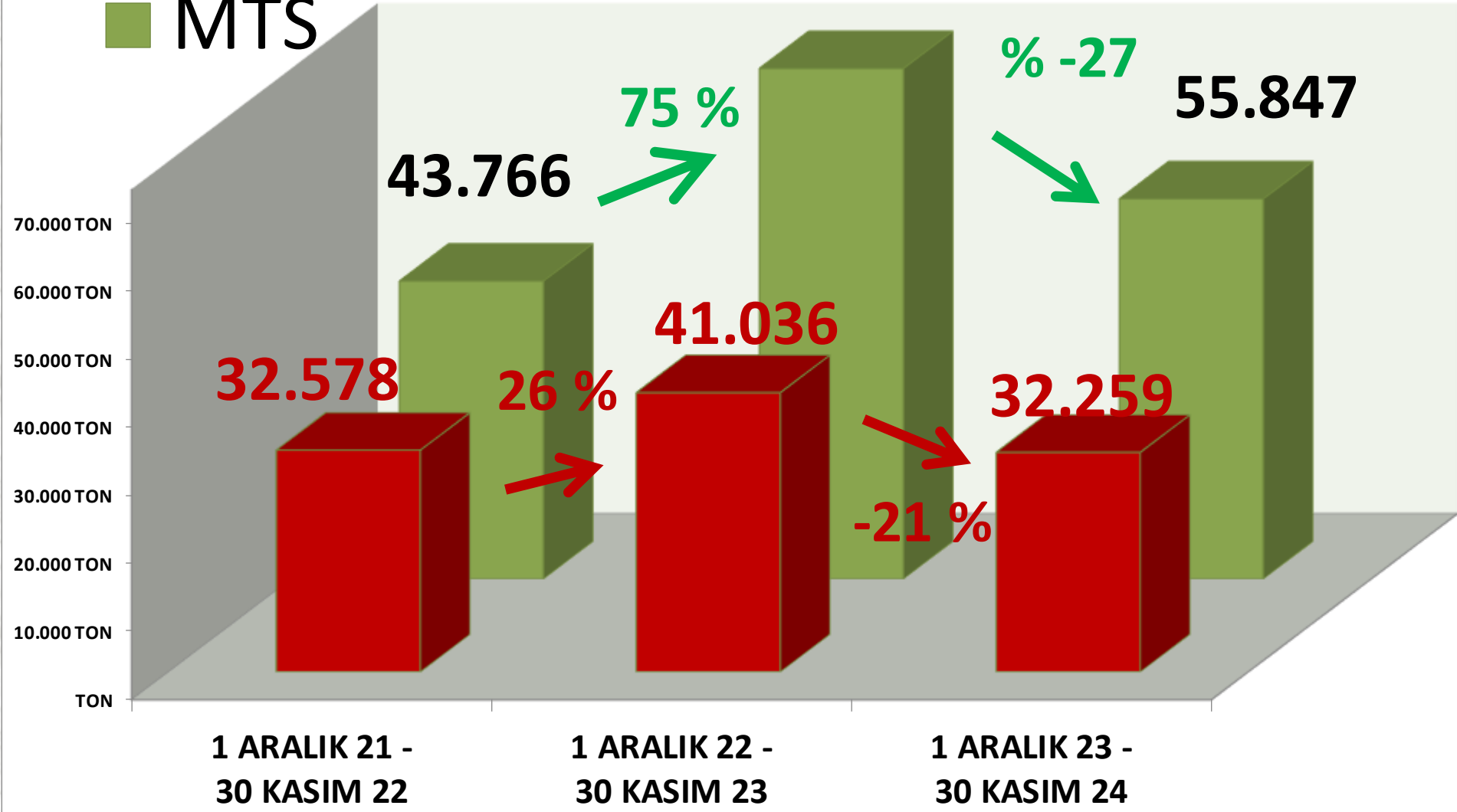


■ TTS

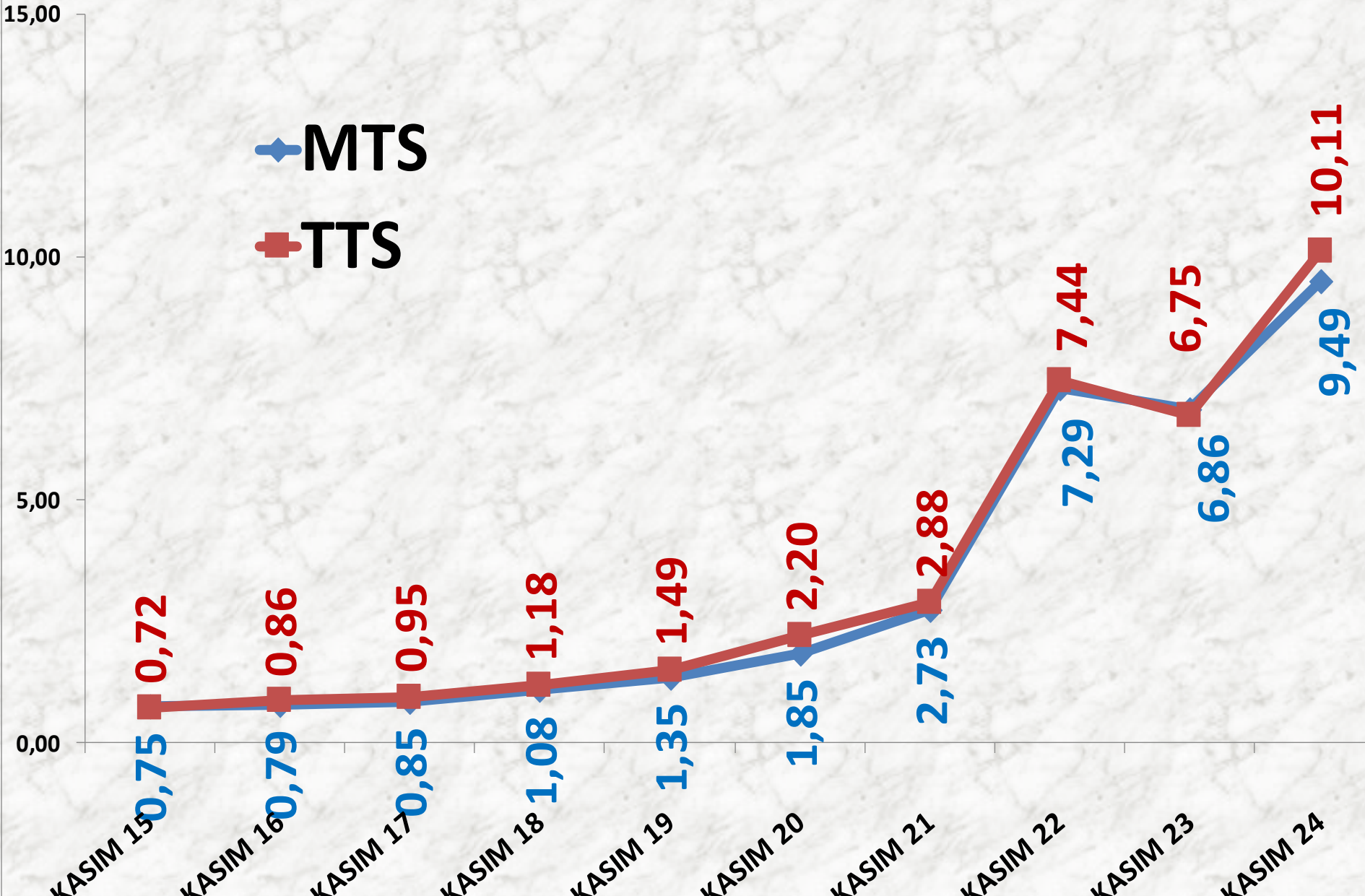
YILLIK BUĞDAY İŞLEM MİKTARI (TON)

76.499

■ MTS



KASIM AYLARI BUĞDAY FİYAT TRENDİ (TL)



MISIR DANE

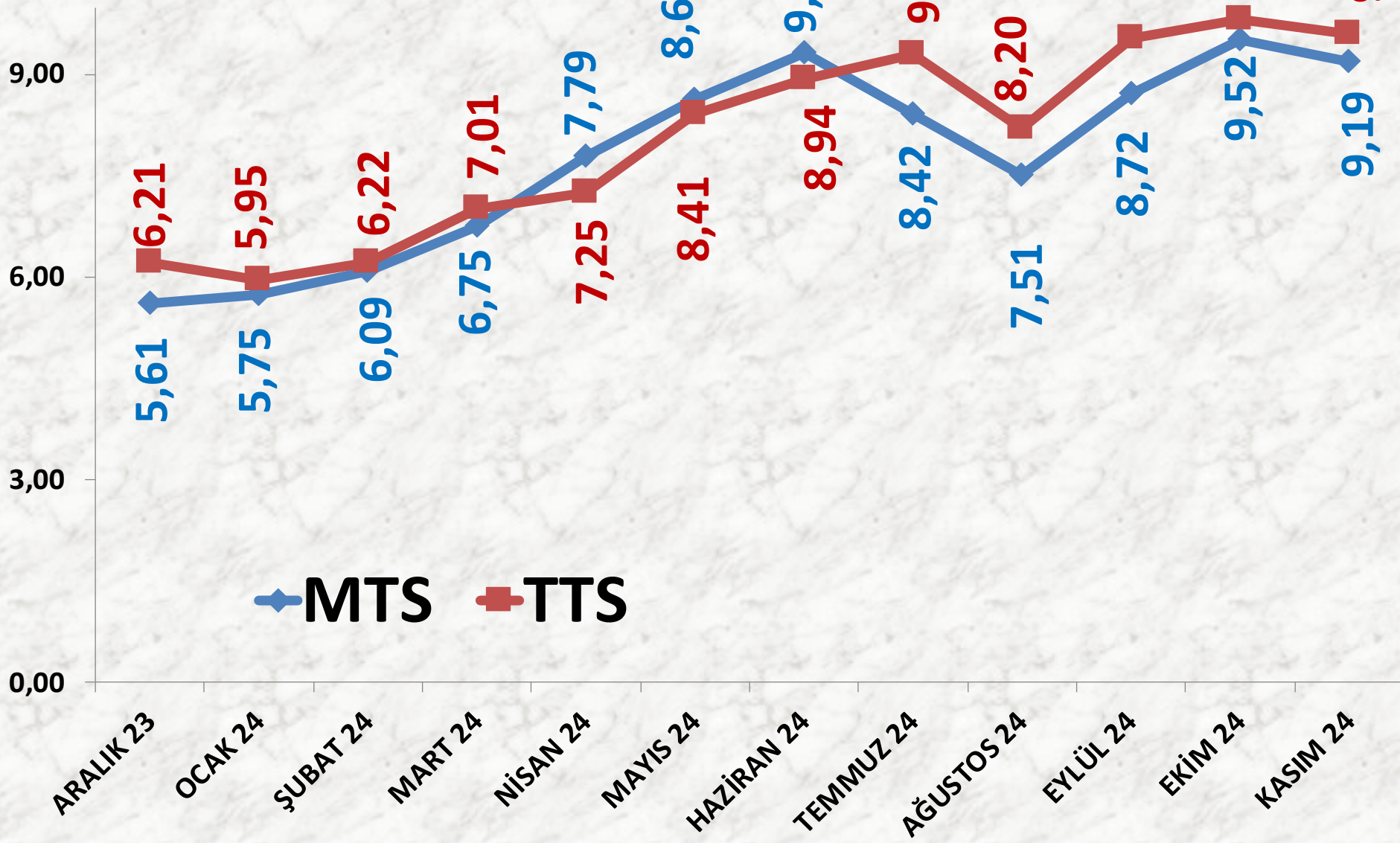
İŞLEM MİKTARI TON	2022 KASIM	2023 KASIM		2024 KASIM	
MTS	53.185 TON	-67%	17.617 TON	86%	32.829 TON
TTS	42.797 TON	-71%	12.283 TON	56%	19.102 TON

EN AZ FİYAT	2022 KASIM	2023 KASIM		2024 KASIM	
MTS	5,17 TL	-13%	4,50 TL	56%	7,00 TL
TTS	5,00 TL	9%	5,45 TL	41%	7,70 TL

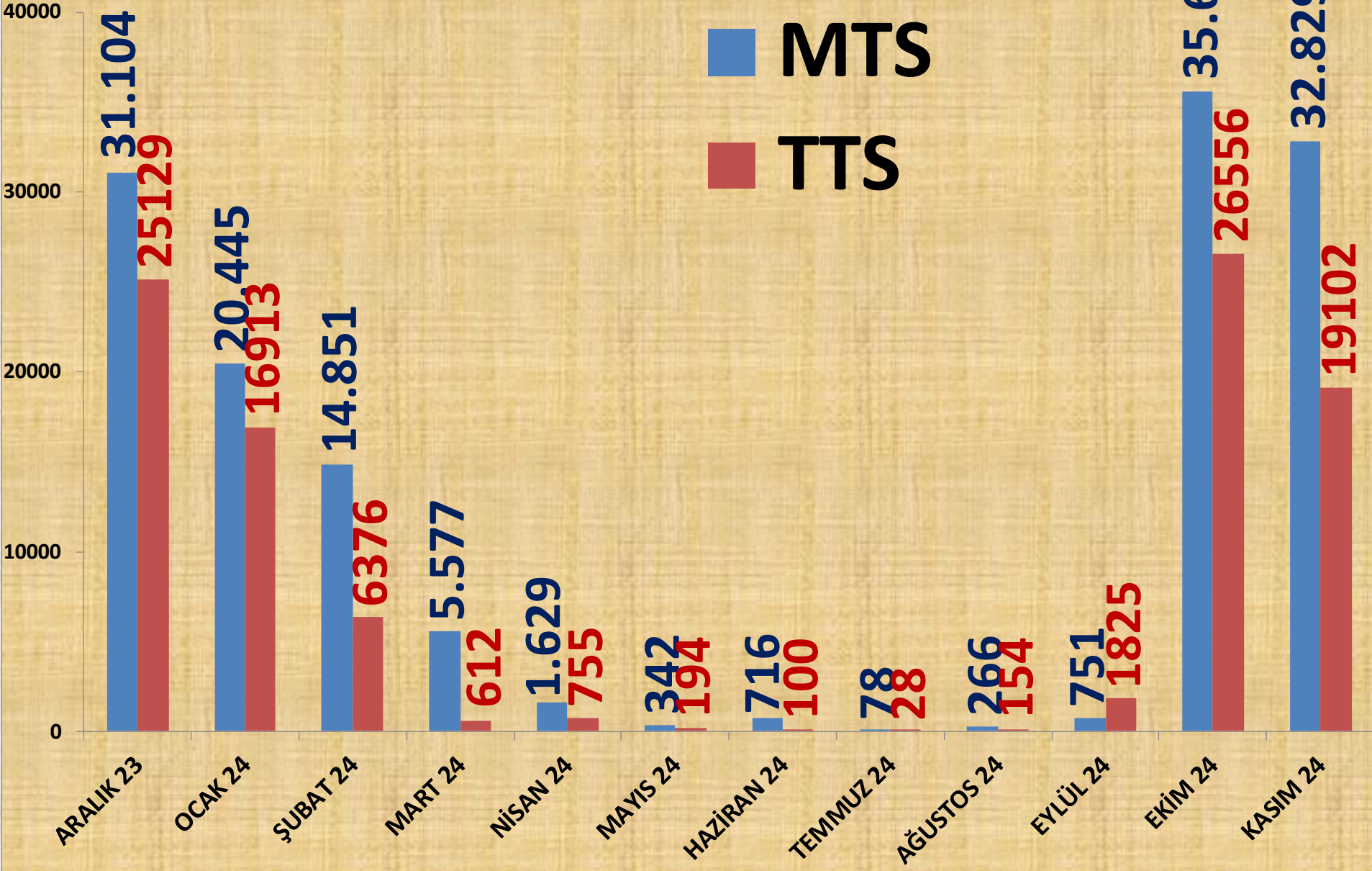
EN ÇOK FİYAT	2022 KASIM	2023 KASIM		2024 KASIM	
MTS	6,60 TL	102%	13,33 TL	-21%	10,50 TL
TTS	7,75 TL	68%	13,00 TL	-19%	10,50 TL

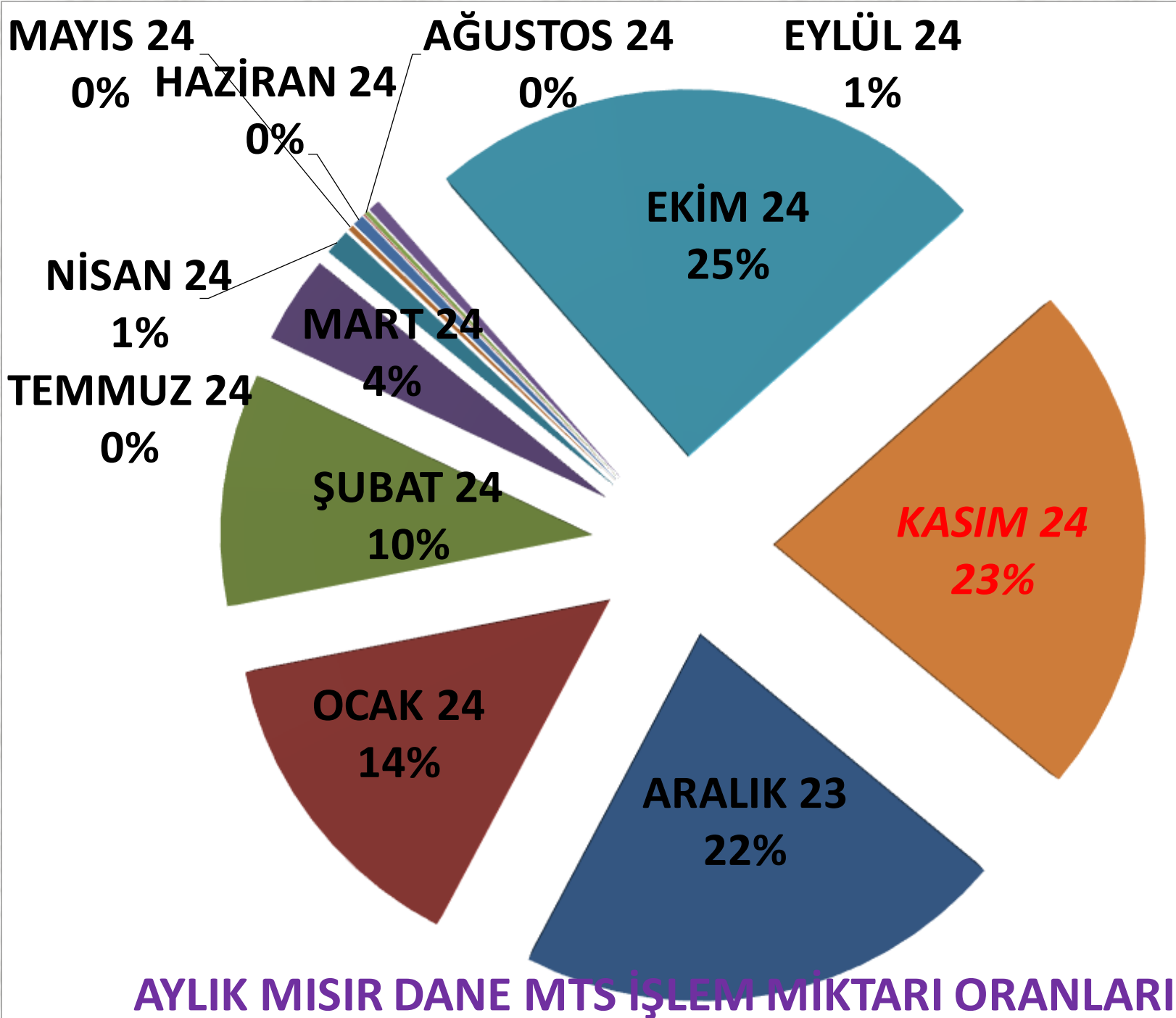
ORTALAMA FİYAT	2022 KASIM	2023 KASIM		2024 KASIM	
MTS	5,55 TL	10%	6,08 TL	51%	9,19 TL
TTS	5,75 TL	16%	6,68 TL	44%	9,60 TL

AYLIK MISIR DANE FİYAT TRENDİ (TL)



AYLIK MISIR DANE İŞLEM MİKTARI (TON)





AYLIK MISIR DANE MTS İŞLEM MİKTARI ORANLARI

MISIR ÇEREZLİK

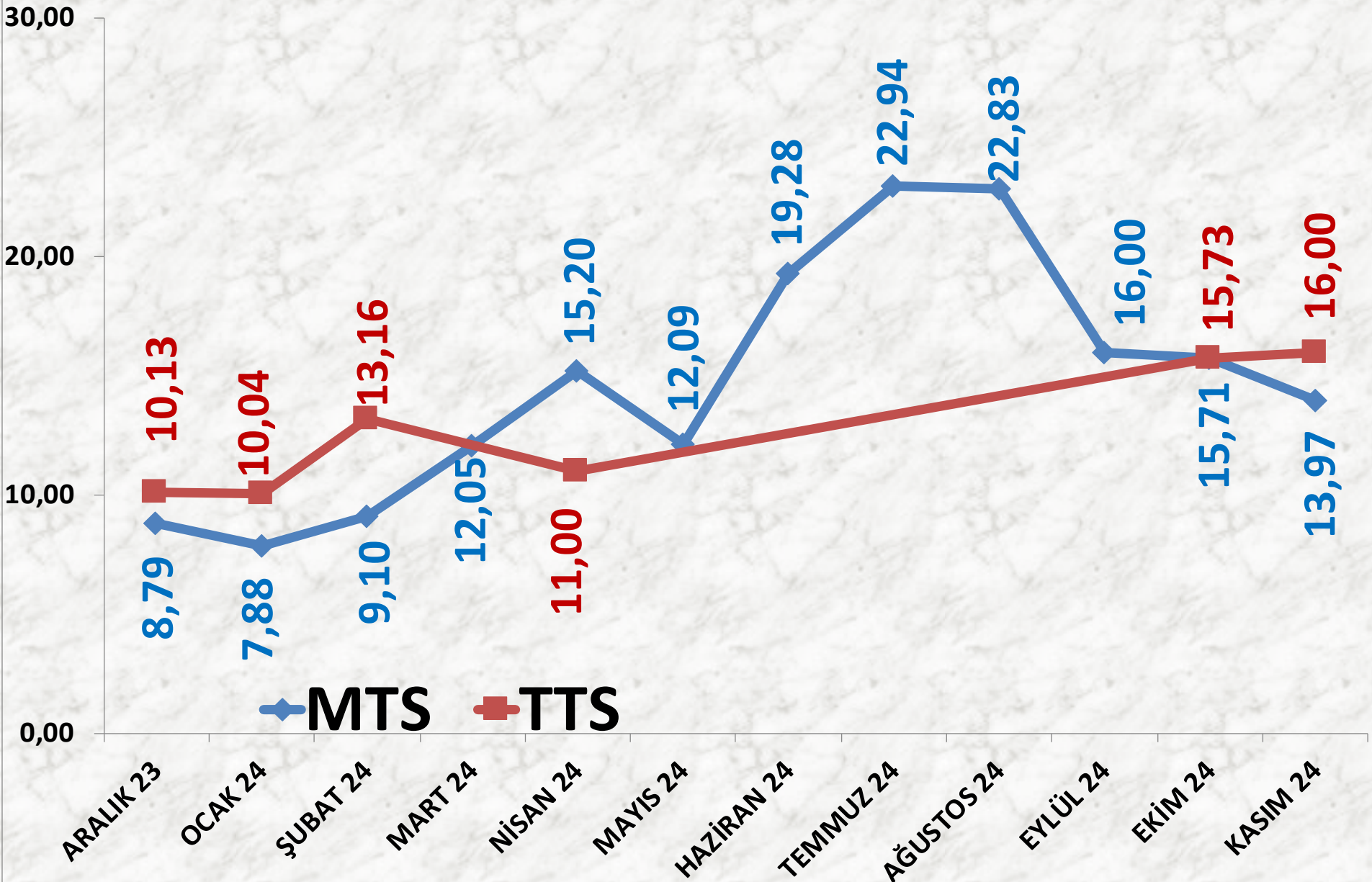
İŞLEM MİKTARI TON	2022 KASIM	2023 KASIM		2024 KASIM	
MTS	0	-	2.699 TON	-40%	1.618 TON
TTS	786 TON	185%	2.240 TON	-46%	1.217 TON

EN AZ FİYAT	2022 EYLÜL	2023 EYLÜL		2024 EYLÜL	
MTS	-	-	15,00 TL	7%	16,00 TL
TTS	-	-	-	-	-

EN ÇOK FİYAT	2022 KASIM	2023 KASIM		2024 KASIM	
MTS	-	-	13,33 TL	103%	27,00 TL
TTS	11,00 TL	18%	13,00 TL	27%	16,50 TL

ORTALAMA FİYAT	2022 KASIM	2023 KASIM		2024 KASIM	
MTS	-	-	7,97 TL	75%	13,97 TL
TTS	11,00 TL	-9%	10,04 TL	59%	16,00 TL

AYLIK MISIR ÇEREZLİK FİYAT TRENDİ (TL)

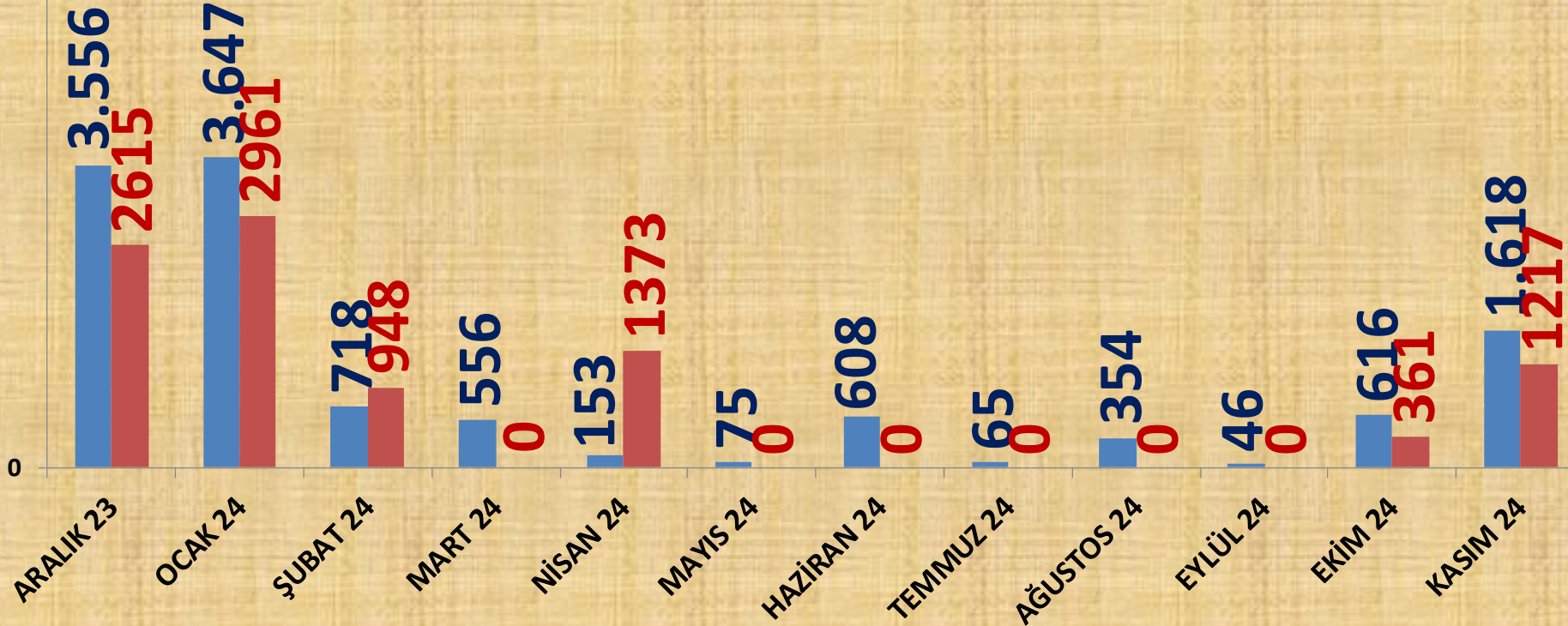


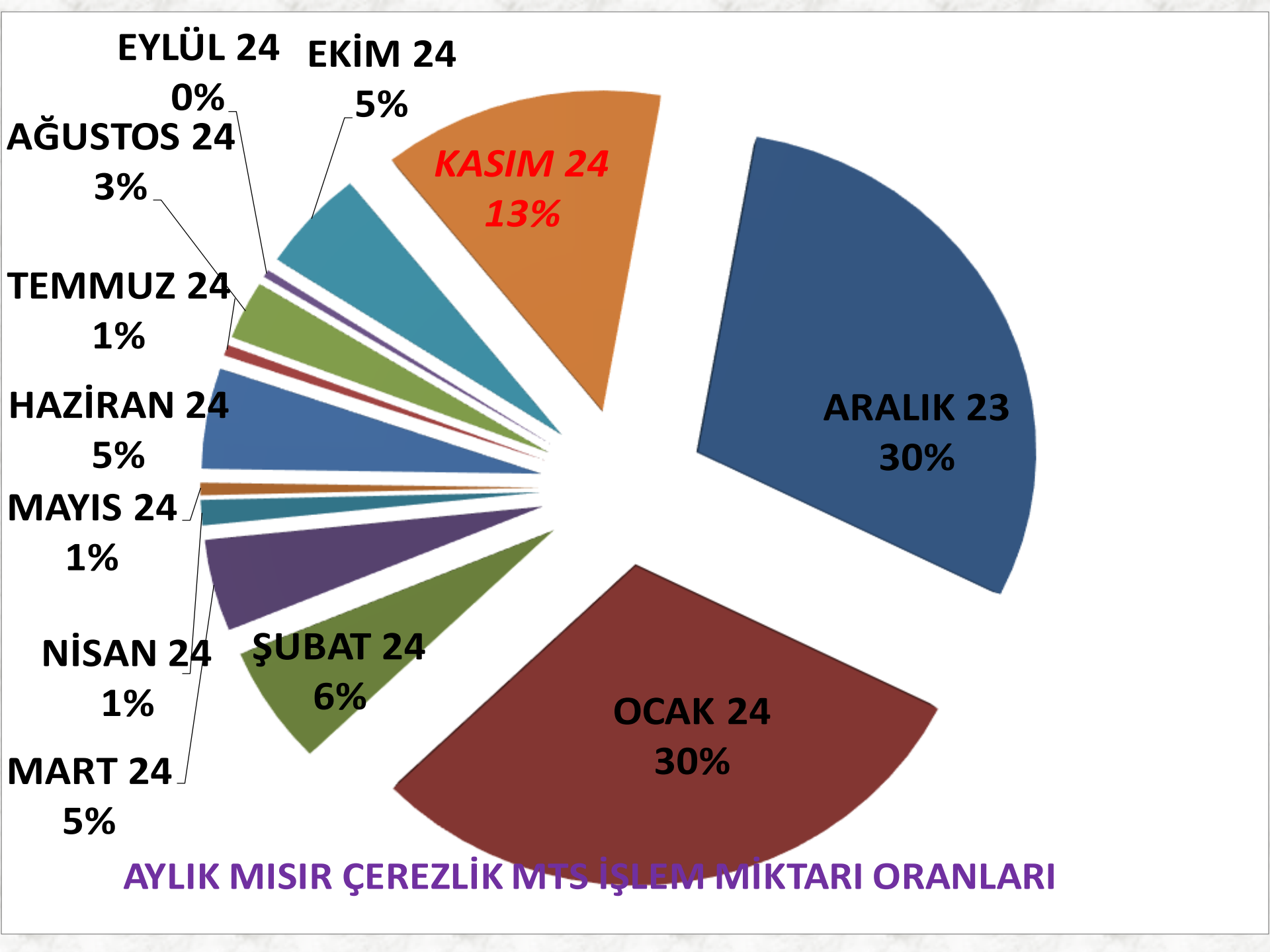
AYLIK MISIR ÇEREZLİK İŞLEM MİKTARI (TON)

■ MTS

■ TTS

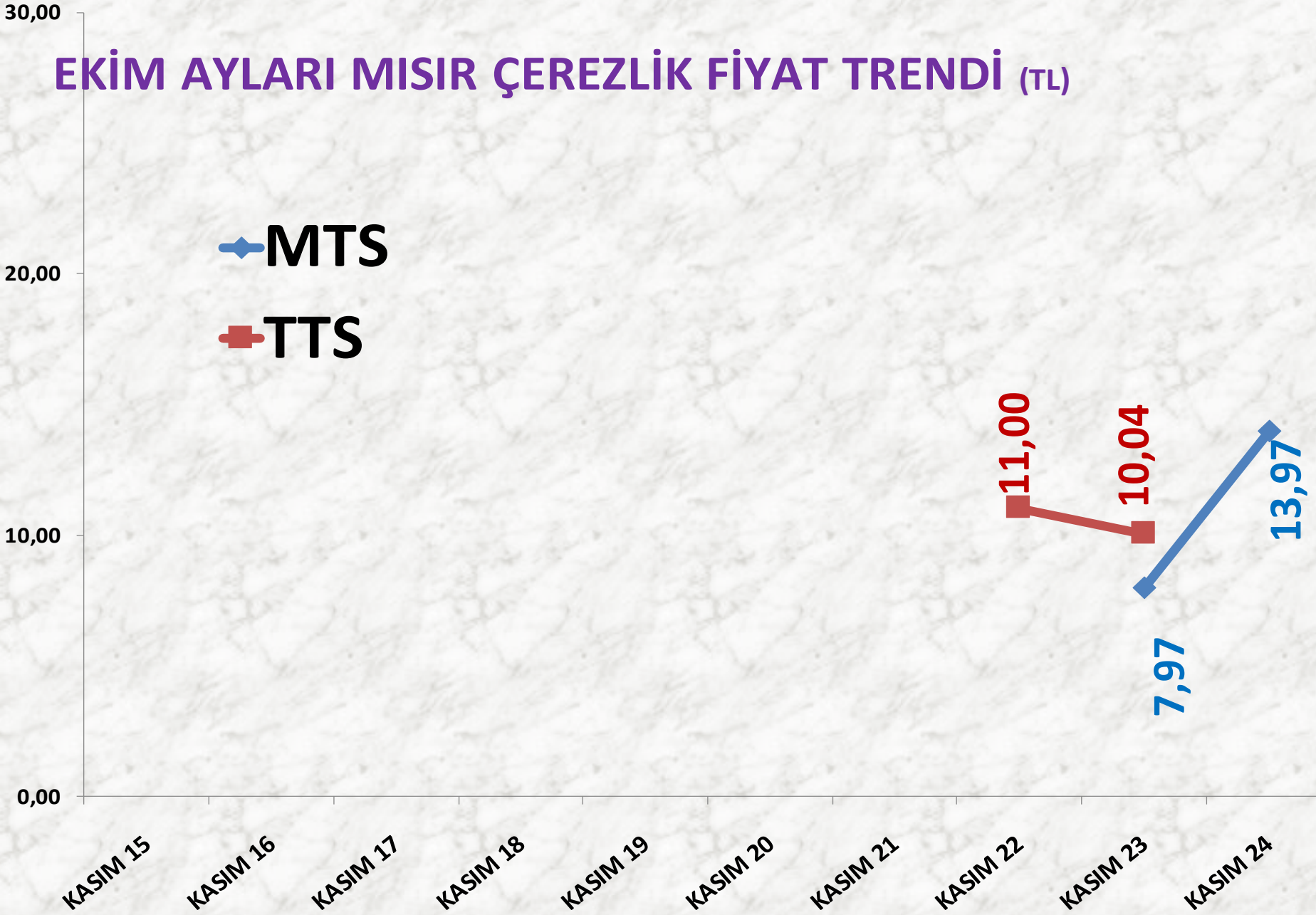
10000





EKİM AYLARI MISIR ÇEREZLİK FİYAT TRENDİ (TL)

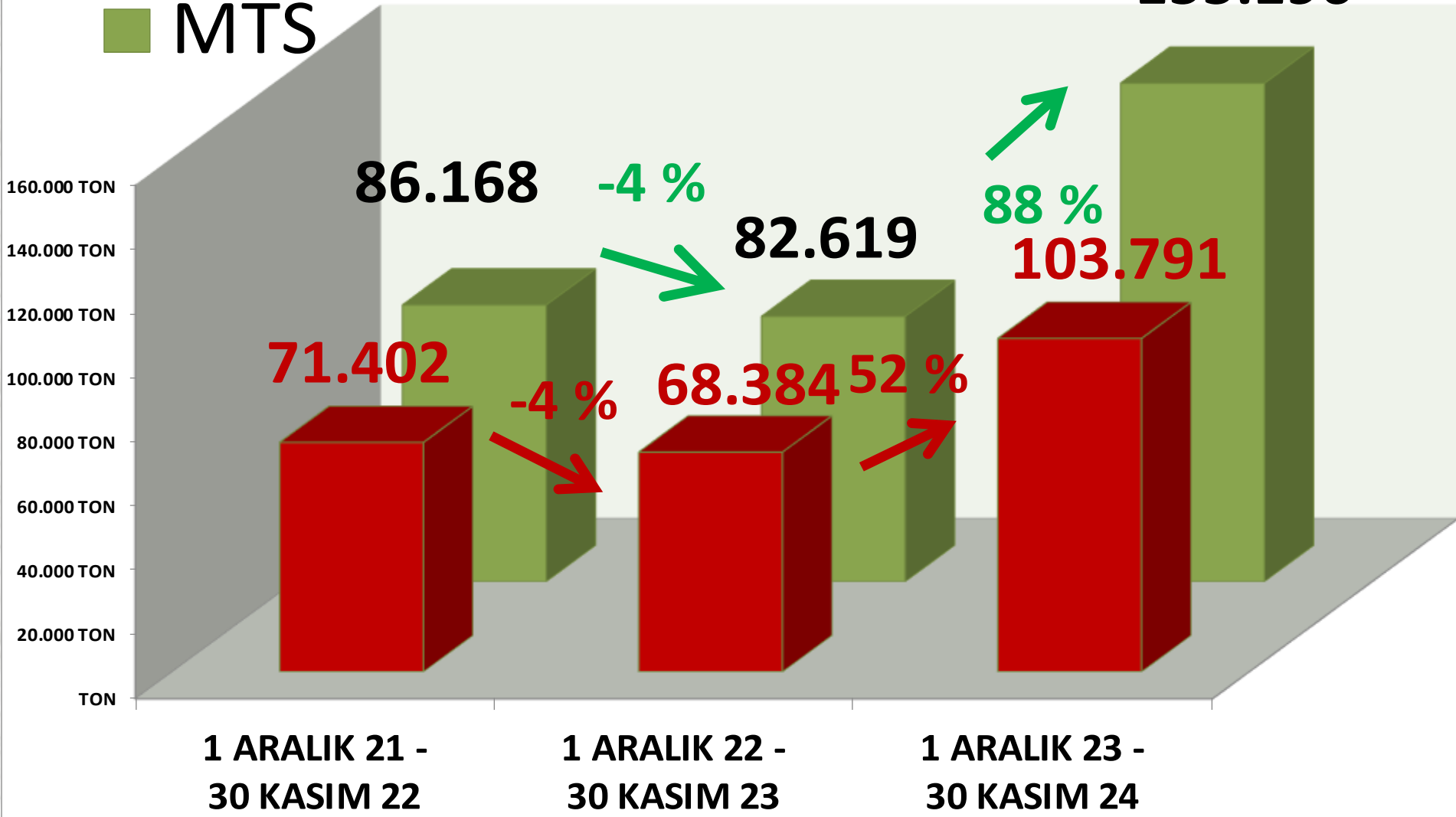
◆ MTS
■ TTS



■ TTS

YILLIK MISIR DANE İŞLEM MİKTARI (TON)

■ MTS

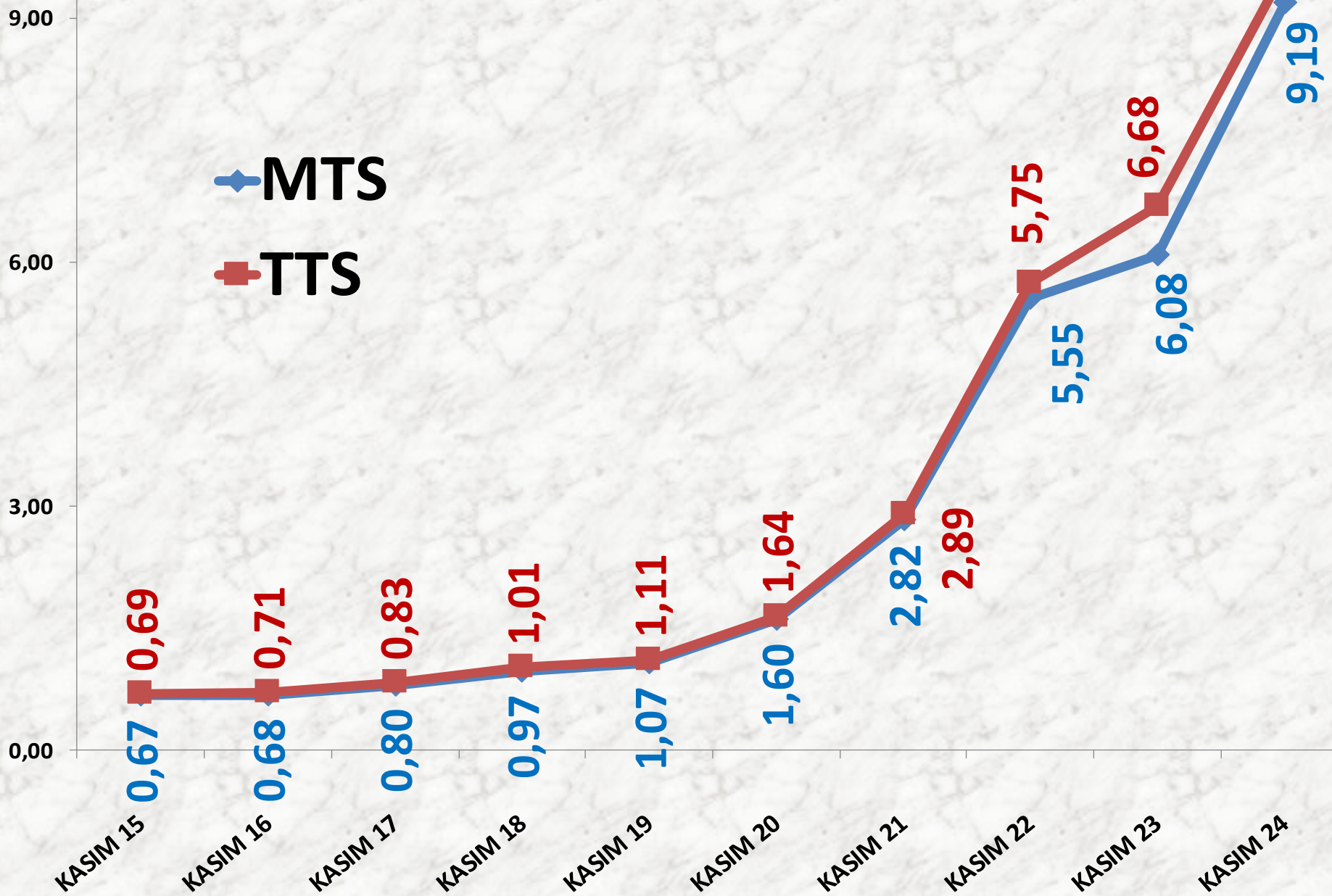


1 ARALIK 21 -
30 KASIM 22

1 ARALIK 22 -
30 KASIM 23

1 ARALIK 23 -
30 KASIM 24

KASIM AYLARI MISIR DANE FİYAT TRENDİ (TL)



NOHUT

İŞLEM MİKTARI TON	2022 KASIM	2023 KASIM		2024 KASIM	
MTS	344 TON	132%	797 TON	-61%	307 TON
TTS	62 TON	54%	96 TON	-	0

EN AZ FİYAT	2022 KASIM	2023 KASIM		2024 KASIM	
MTS	10,00 TL	150%	25,00 TL	19%	29,83 TL
TTS	9,25 TL	224%	30,00 TL	-	-

EN ÇOK FİYAT	2022 KASIM	2023 KASIM		2024 KASIM	
MTS	37,00 TL	47%	54,33 TL	29%	70,00 TL
TTS	28,06 TL	43%	40,00 TL	-	-

ORTALAMA FİYAT	2022 KASIM	2023 KASIM		2024 KASIM	
MTS	30,91 TL	26%	38,93 TL	30%	50,54 TL
TTS	15,18 TL	131%	35,14 TL	-	-

NOHUT DOĞAL

İŞLEM MİKTARI TON	2022 KASIM	2023 KASIM		2024 KASIM	
MTS	86 TON	-53%	40 TON	138%	96 TON
TTS	20 TON	-	0	-	0

EN AZ FİYAT	2022 KASIM	2023 KASIM		2024 KASIM	
MTS	22,00 TL	14%	25,00 TL	61%	40,28 TL
TTS	23,60 TL	-	-	-	-

EN ÇOK FİYAT	2022 KASIM	2023 KASIM		2024 KASIM	
MTS	23,00 TL	24%	28,50 TL	41%	40,28 TL
TTS	28,06 TL	-	-	-	-

ORTALAMA FİYAT	2022 KASIM	2023 KASIM		2024 KASIM	
MTS	22,69 TL	21%	27,57 TL	46%	40,28 TL
TTS	25,86 TL	-	-	-	-

NOHUT - ELENMİŞ

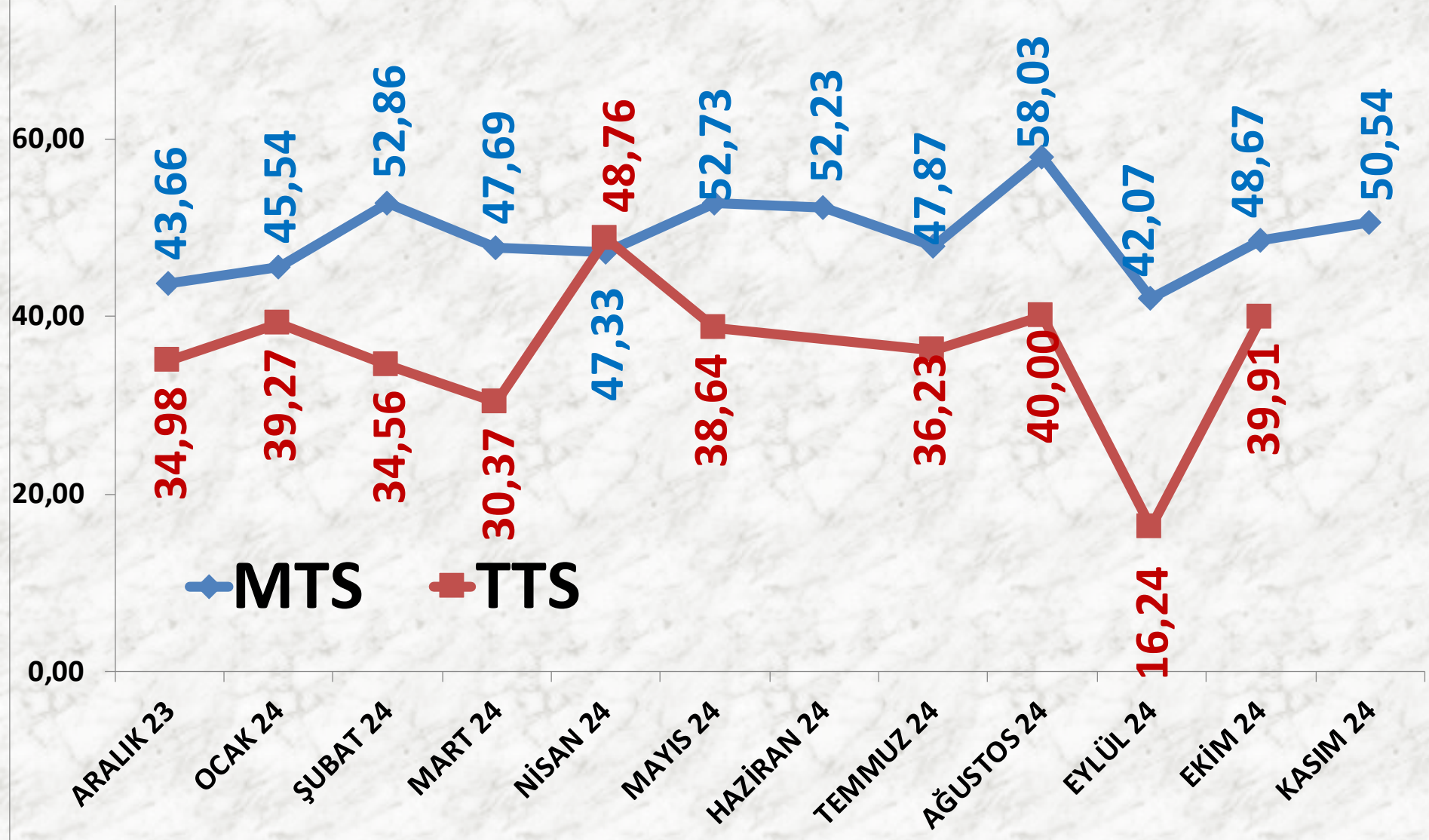
İŞLEM MİKTARI TON	2022 KASIM	2023 KASIM		2024 KASIM	
MTS	235 TON	216%	743 TON	-76%	176 TON
TTS	0	-	79 TON	-100%	0

EN AZ FİYAT	2022 KASIM	2023 KASIM		2024 KASIM	
MTS	32,00 TL	-1%	31,81 TL	57%	50,00 TL
TTS	-	-	40,00 TL	-	-

EN ÇOK FİYAT	2022 KASIM	2023 KASIM		2024 KASIM	
MTS	37,00 TL	47%	54,33 TL	29%	70,00 TL
TTS	-	-	40,00 TL	-	-

ORTALAMA FİYAT	2022 KASIM	2023 KASIM		2024 KASIM	
MTS	35,24 TL	13%	39,96 TL	51%	60,41 TL
TTS	-	-	40,00 TL	-	-

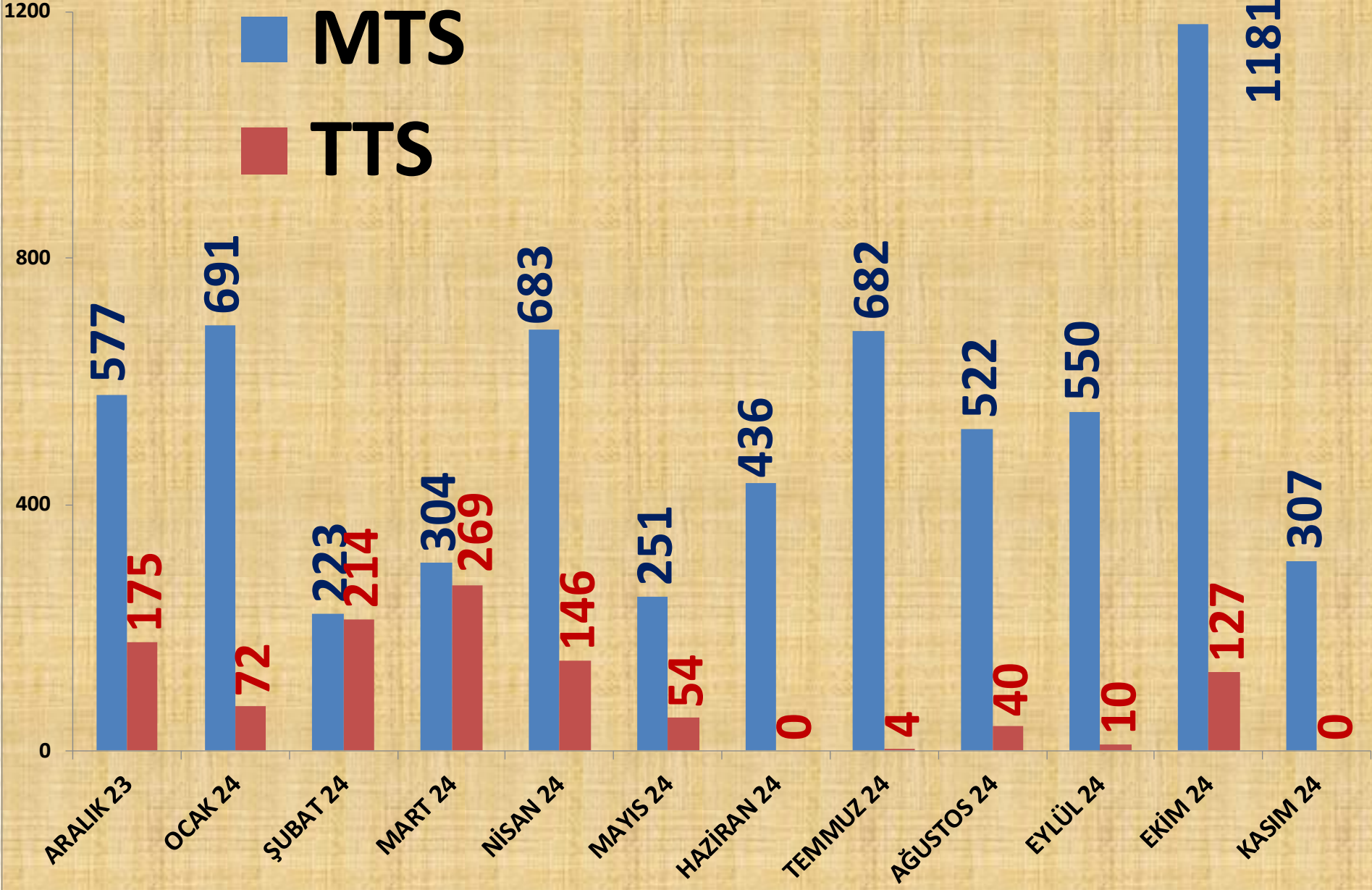
AYLIK NOHUT FİYAT TRENDİ (TL)

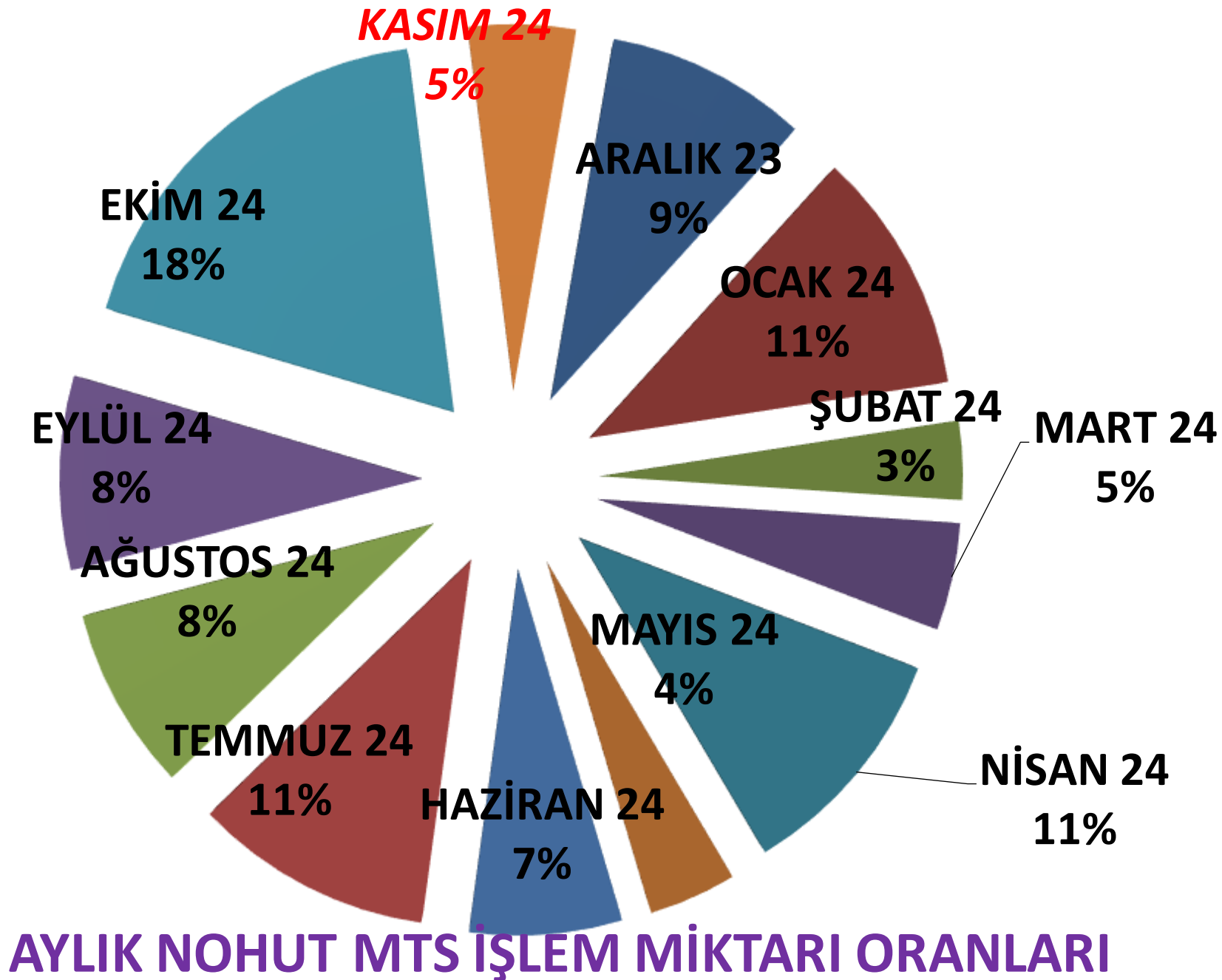


AYLIK NOHUT İŞLEM MİKTARI (TON)

■ MTS

■ TTS

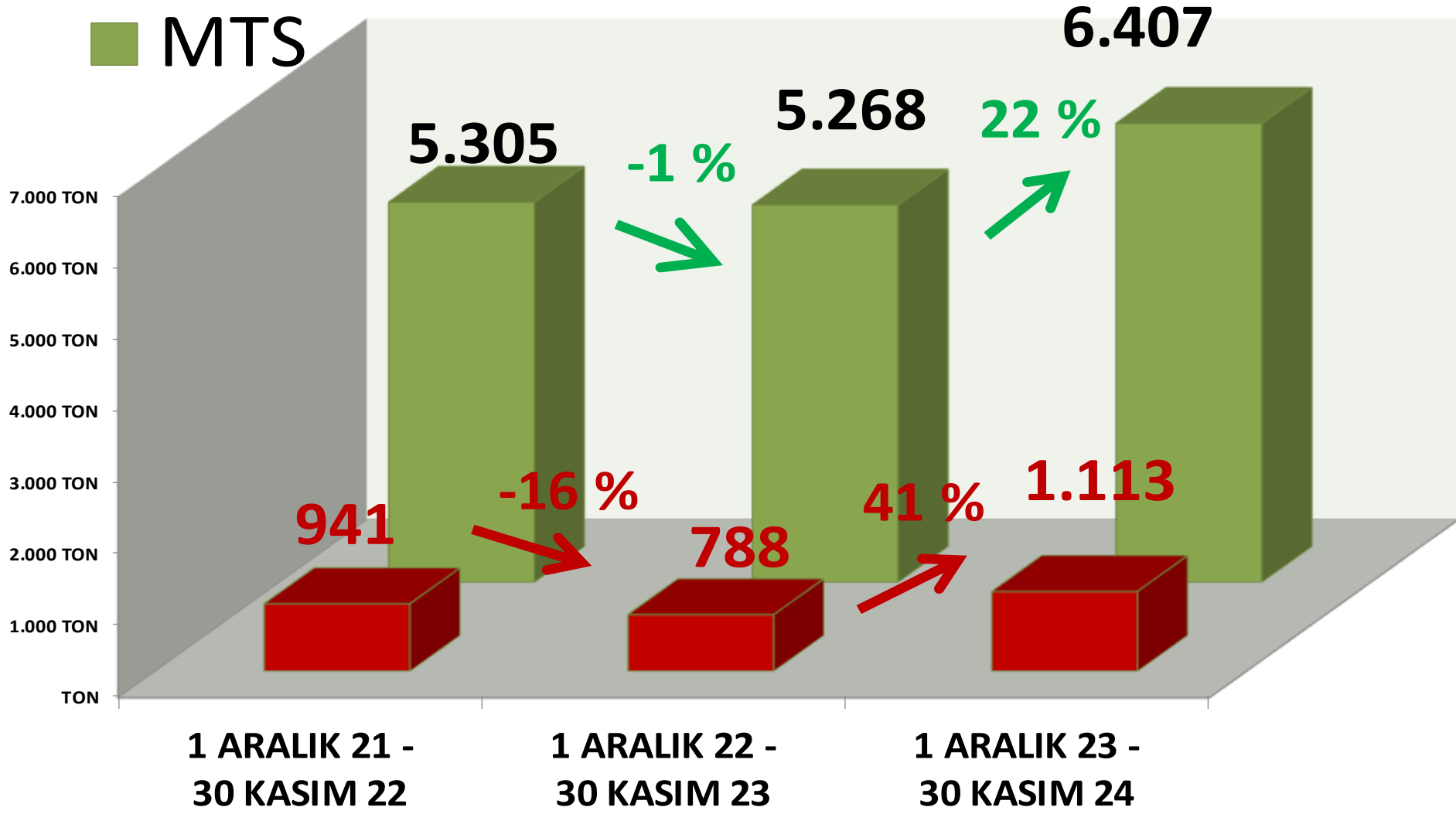




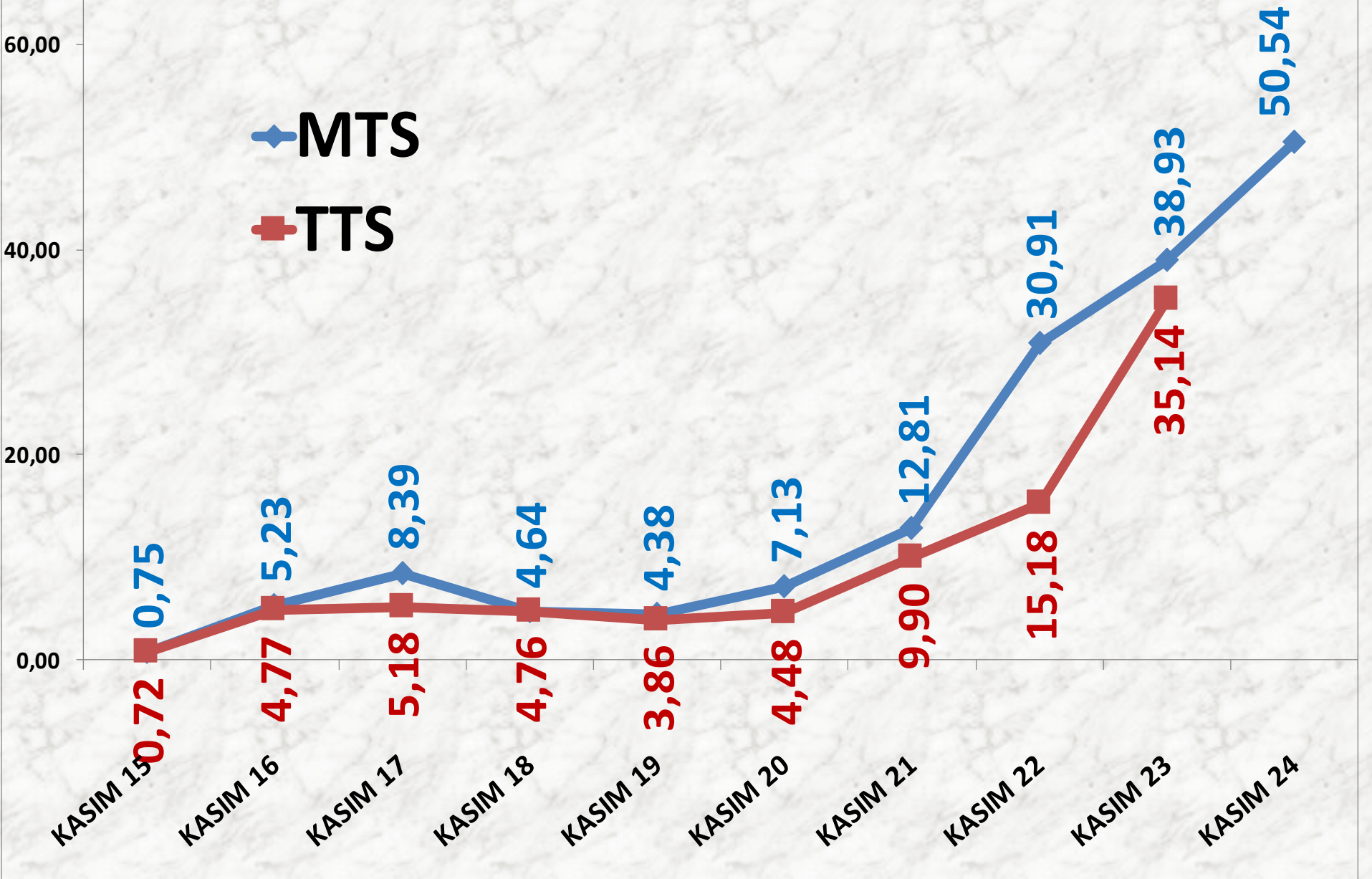
■ TTS

YILLIK NOHUT İŞLEM MİKTARI (TON)

■ MTS



KASIM AYLARI NOHUT FİYAT TRENDİ (TL)



BEYAZ LEBLEBİ

LEBLEBİ BEYAZ 8,50 mm

İŞLEM MİKTARI TON	2022 KASIM		2023 KASIM		2024 KASIM	
	TTS	0	-	0	-	2 TON

LEBLEBİ BEYAZ 9 mm

İŞLEM MİKTARI TON	2022 KASIM		2023 KASIM		2024 KASIM	
	TTS	153 TON	-53%	72 TON	-32%	49 TON

BEYAZ LEBLEBİ

LEBLEBİ BEYAZ 9 + 9,50 mm

İŞLEM MİKTARI TON	2022 KASIM	2023 KASIM		2024 KASIM	
TTS	42 TON	18%	50 TON	-78%	11 TON

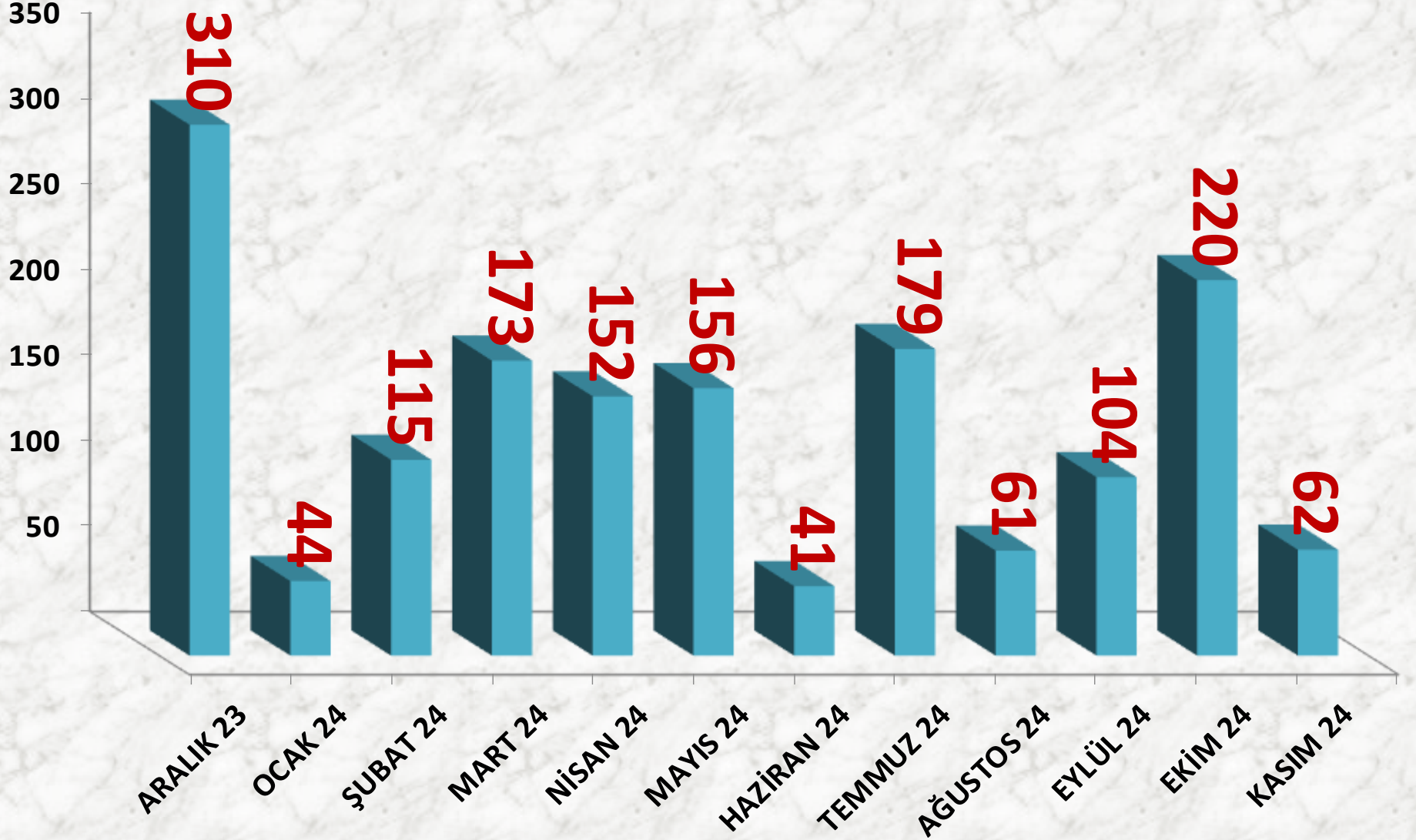
LEBLEBİ ELENTİ (Beyaz)

İŞLEM MİKTARI TON	2022 KASIM	2023 KASIM		2024 KASIM	
TTS	24 TON	-69%	7 TON	-100%	0

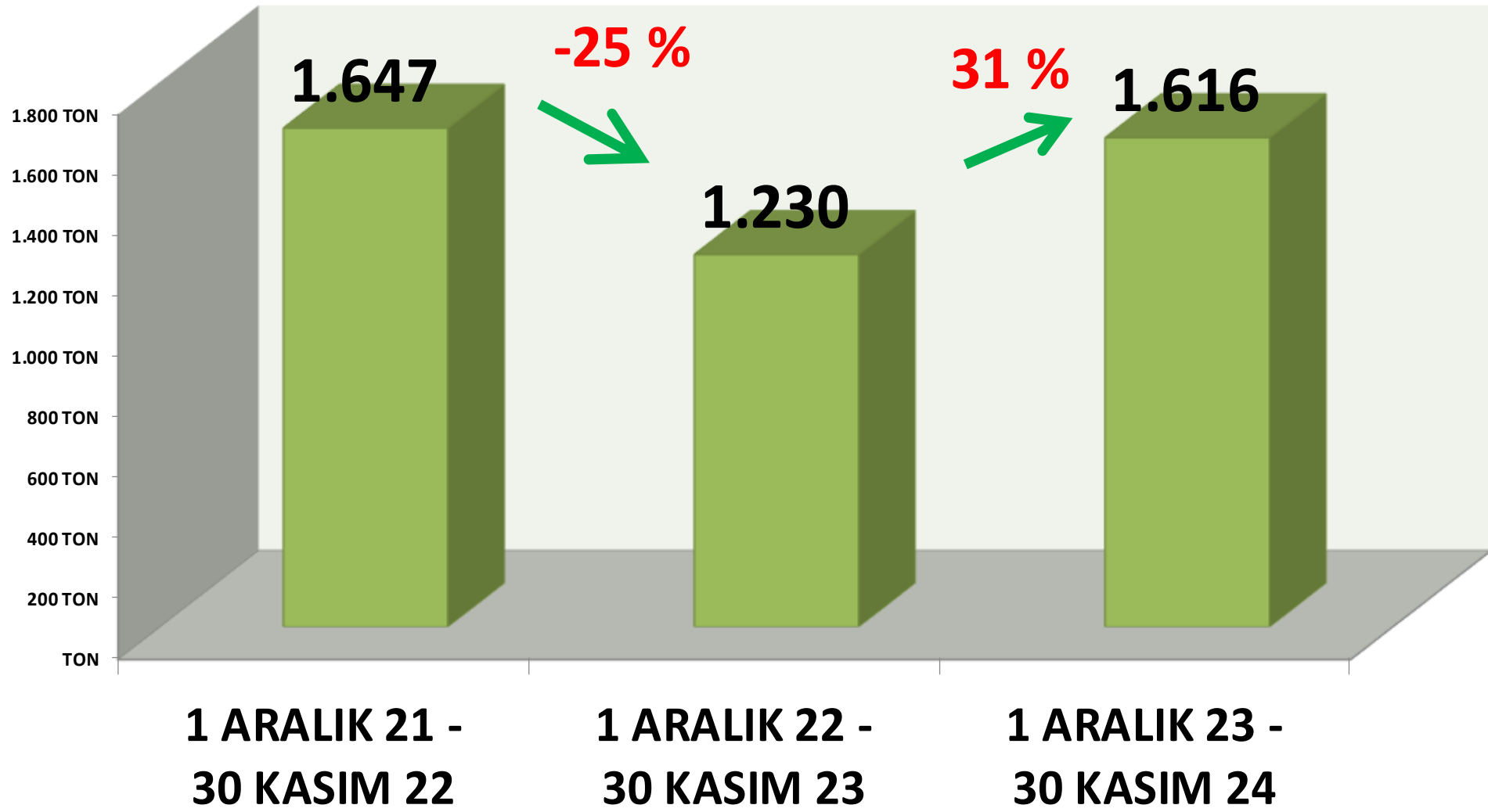
LEBLEBİ BEYAZ TOPLAM

İŞLEM MİKTARI TON	2022 KASIM	2023 KASIM		2024 KASIM	
TTS	<u>219 TON</u>	-41%	<u>129 TON</u>	-52%	<u>62 TON</u>

Leblebi Beyaz İşlem Miktarı (Ton)



YILLIK TOPLAM BEYAZ LEBLEBİ İŞLEM MİKTARI (TON)



LEBLEBİ BEYAZ 8,50 mm FİYATLARI

FİYAT	2022 KASIM	2023 KASIM		2024 KASIM	
EN AZ	-	-	-	-	60,00 TL
EN ÇOK	-	-	-	-	65,00 TL
ORTALAMA	-	-	-	-	62,63 TL

LEBLEBİ BEYAZ 9 mm FİYATLARI

FİYAT	2022 KASIM	2023 KASIM		2024 KASIM	
EN AZ	40,25 TL	84%	74,25 TL	27%	94,05 TL
EN ÇOK	58,00 TL	64%	95,00 TL	16%	110,00 TL
ORTALAMA	45,31 TL	77%	80,29 TL	30%	104,52 TL

LEBLEBİ BEYAZ 9 + 9,50 mm FİYATLARI

FİYAT	2022 KASIM	2023 KASIM		2024 KASIM	
EN AZ	36,38 TL	90%	69,00 TL	13%	78,00 TL
EN ÇOK	40,00 TL	75%	70,00 TL	21%	85,00 TL
ORTALAMA	37,62 TL	86%	69,99 TL	12%	78,36 TL

LEBLEBİ ELENTİ (Beyaz) Fiyatları

ORTALAMA FİYAT	2022 KASIM	2023 KASIM		2024 KASIM	
	11,97 TL	13%	13,47 TL	-	-

SARI LEBLEBİ

LEBLEBİ SARI 9 mm

İŞLEM MİKT. TON	2022 KASIM	2023 KASIM		2024 KASIM	
TTS	74 TON	-62%	28 TON	-37%	18 TON

LEBLEBİ SARI 9,50 mm

İŞLEM MİKT. TON	2022 KASIM	2023 KASIM		2024 KASIM	
TTS	2 TON	5048%	119 TON	-77%	28 TON

LEBLEBİ SARI 9,75 mm

İŞLEM MİKT. TON	2022 KASIM	2023 KASIM		2024 KASIM	
TTS	116 TON	43%	166 TON	-46%	89 TON

LEBLEBİ SARI 10 mm

İŞLEM MİKT. TON	2022 KASIM	2023 KASIM		2024 KASIM	
TTS	358 TON	-18%	294 TON	-83%	49 TON

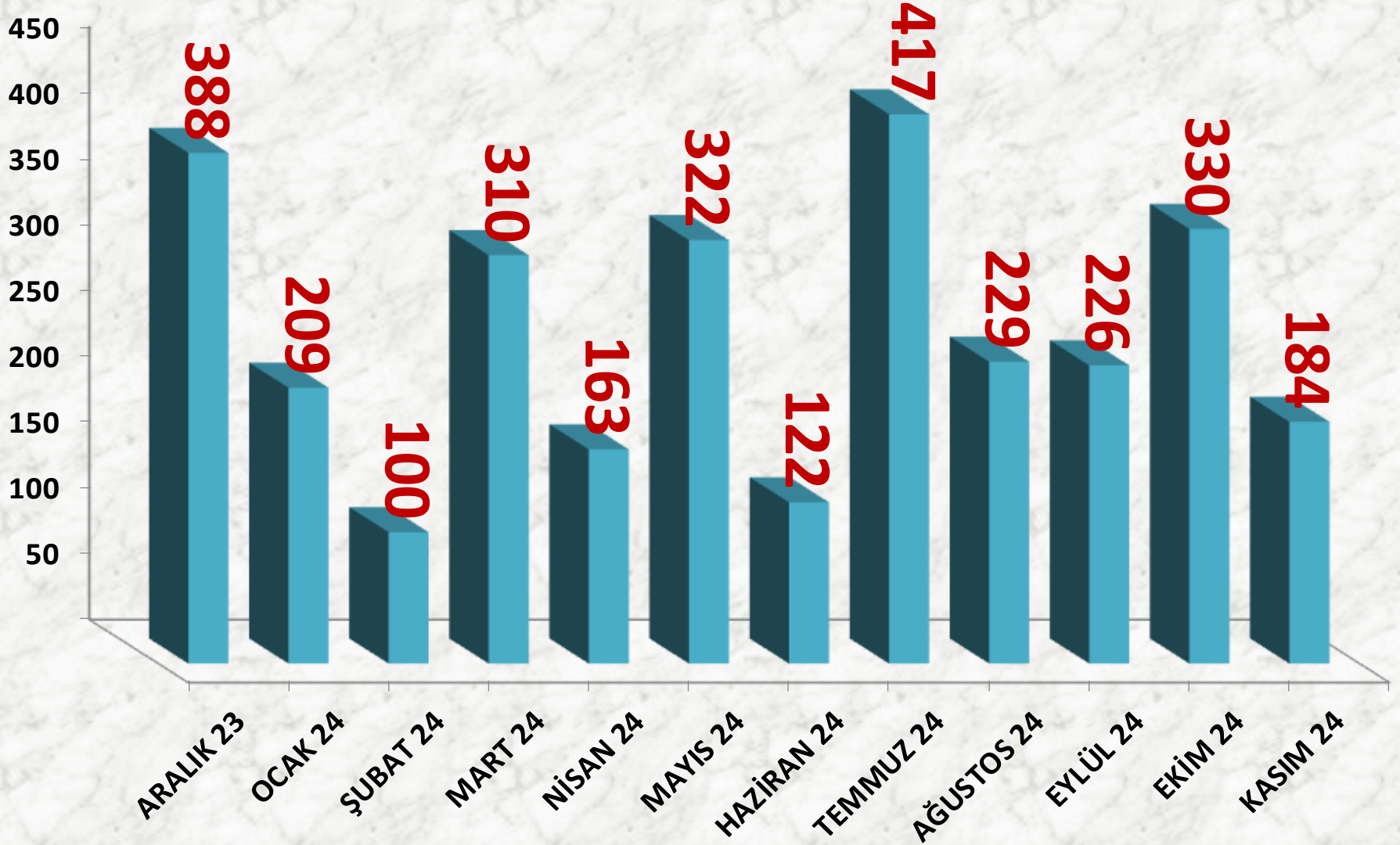
LEBLEBİ KALBURALTI (SARI)

İŞLEM MİKT. TON	2022 KASIM	2023 KASIM		2024 KASIM	
TTS	0	-	3 TON	-	0

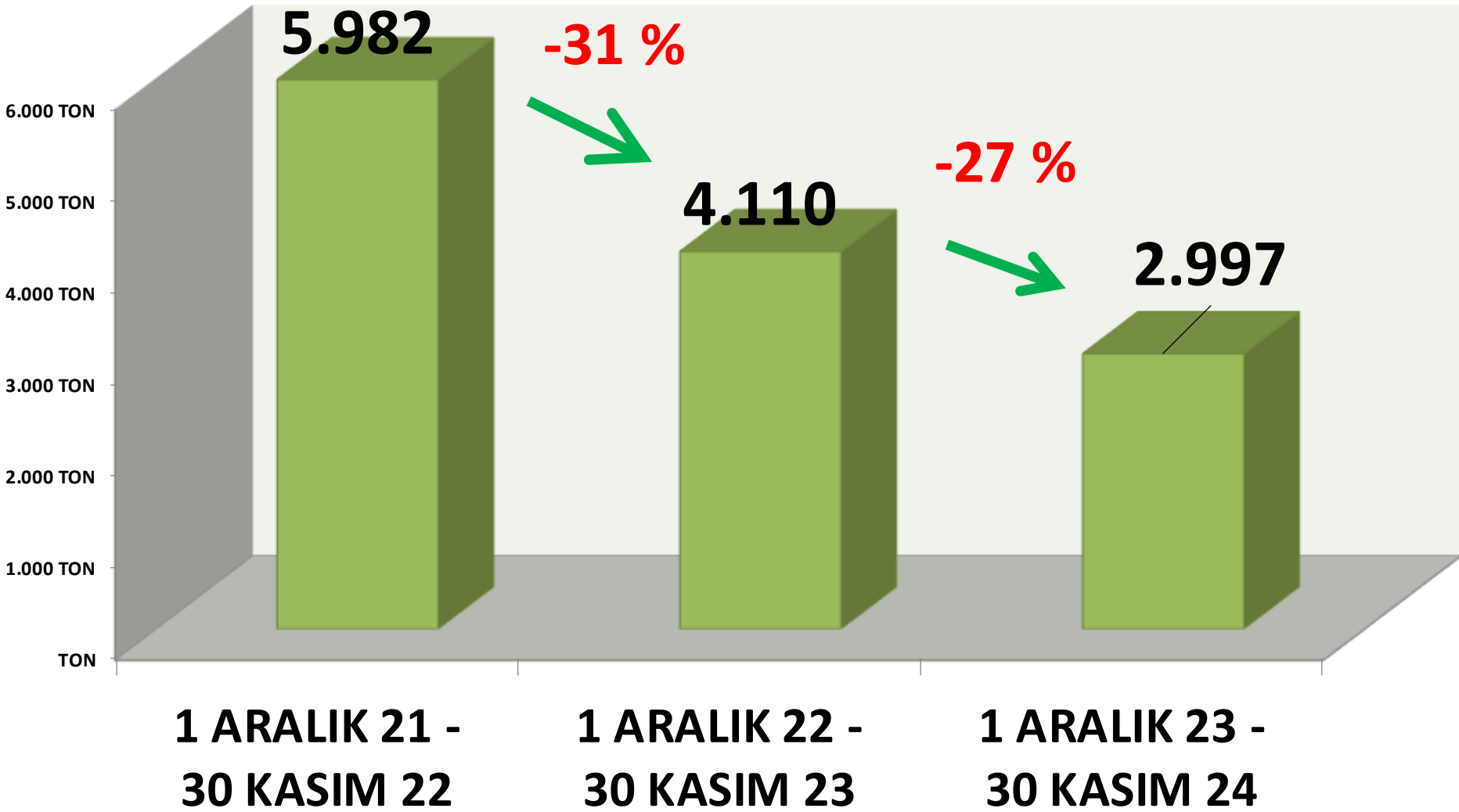
LEBLEBİ SARI TOPLAM

İŞLEM MİKT. TON	2022 KASIM	2023 KASIM		2024 KASIM	
TTS	<u>550 TON</u>	11%	<u>609 TON</u>	-70%	<u>184 TON</u>

Leblebi Sarı İşlem Miktarı (Ton)



YILLIK TOPLAM SARI LEBLEBİ İŞLEM MİKTARI (TON)



LEBLEBİ SARI 9 mm FİYATLARI

	2022 KASIM	2023 KASIM		2024 KASIM	
EN AZ	20,00 TL	125%	45,00 TL	24%	56,00 TL
EN ÇOK	30,00 TL	60%	48,00 TL	46%	70,00 TL
ORTALAMA	28,00 TL	62%	45,40 TL	49%	67,59 TL

LEBLEBİ SARI 9,50 mm FİYATLARI

	2022 KASIM	2023 KASIM		2024 KASIM	
EN AZ	32,00 TL	69%	54,00 TL	31%	71,00 TL
EN ÇOK	32,00 TL	88%	60,00 TL	32%	79,00 TL
ORTALAMA	32,00 TL	82%	58,27 TL	31%	76,16 TL

LEBLEBİ SARI 9,75 mm FİYATLARI

	2022 KASIM	2023 KASIM		2024 KASIM	
EN AZ	38,00 TL	61%	61,00 TL	33%	81,00 TL
EN ÇOK	40,00 TL	63%	65,00 TL	38%	90,00 TL
ORTALAMA	39,61 TL	62%	64,04 TL	33%	85,42 TL

LEBLEBİ SARI 10 mm FİYATLARI

	2022 KASIM	2023 KASIM		2024 KASIM	
EN AZ	40,50 TL	63%	66,00 TL	39%	91,50 TL
EN ÇOK	64,00 TL	48%	95,00 TL	16%	110,00 TL
ORTALAMA	47,66 TL	52%	72,34 TL	27%	92,03 TL


LEBLEBİ KALBURALTI (SARI) FİYATLARI

	2022 KASIM	2023 KASIM		2024 KASIM	
ORTALAMA FİYAT	-	-	40,00 TL	-	-

YILLIK YURTIÇI TOPLAM LEBLEBİ İŞLEM MİKTARI

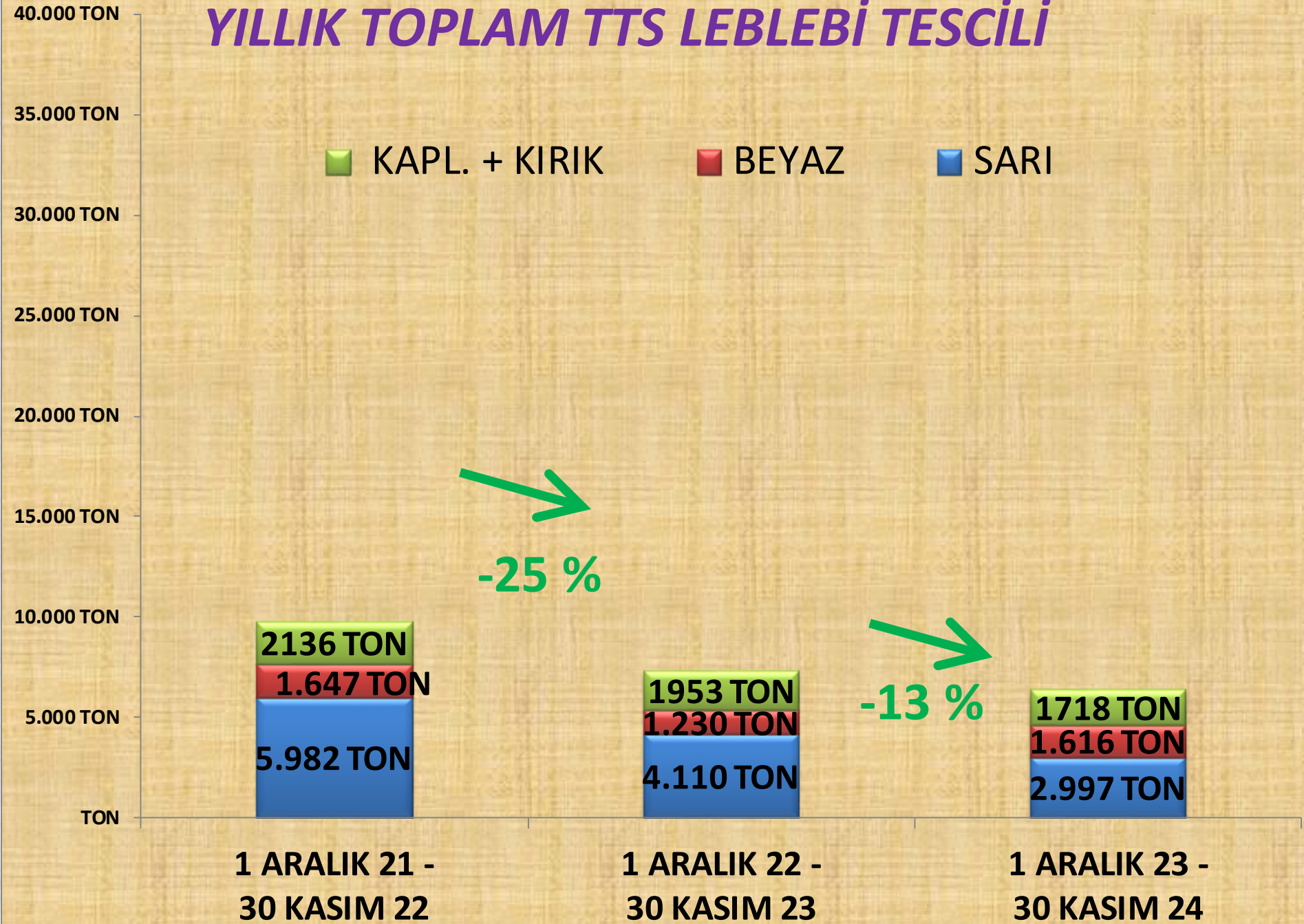
MİKTAR	1 ARALIK 21 - 30 KASIM 22	1 ARALIK 22 - 30 KASIM 23		1 ARALIK 23 - 30 KASIM 24	
SARI	5.982 TON	-31%	4.110 TON	-27%	2.997 TON
BEYAZ	1.647 TON	-25%	1.230 TON	31%	1.616 TON
KAPL.+KIRIK	2.136 TON	-9%	1.953 TON	-12%	1.718 TON
LEBLEBİ TOPLAM	9.764 TON	-25%	7.292 TON	-13%	6.331 TON

YILLIK TOPLAM TTS LEBLEBİ TESCİLİ

 KAPL. + KIRIK

 BEYAZ

 SARI



LEBLEBİ İHRACAT MİKTARLARI

2022 KASIM

SARI LEBLEBİ	18.266 kg.
BEYAZ LEBLEBİ	10.398 kg.
KAPLAMALI LEBLEBİ	2.432 kg.
KIRIK LEBLEBİ	-
LEBLEBİ UNU	-
LEBLEBİ KALBURALTI	-
TOPLAM	31.096 kg.

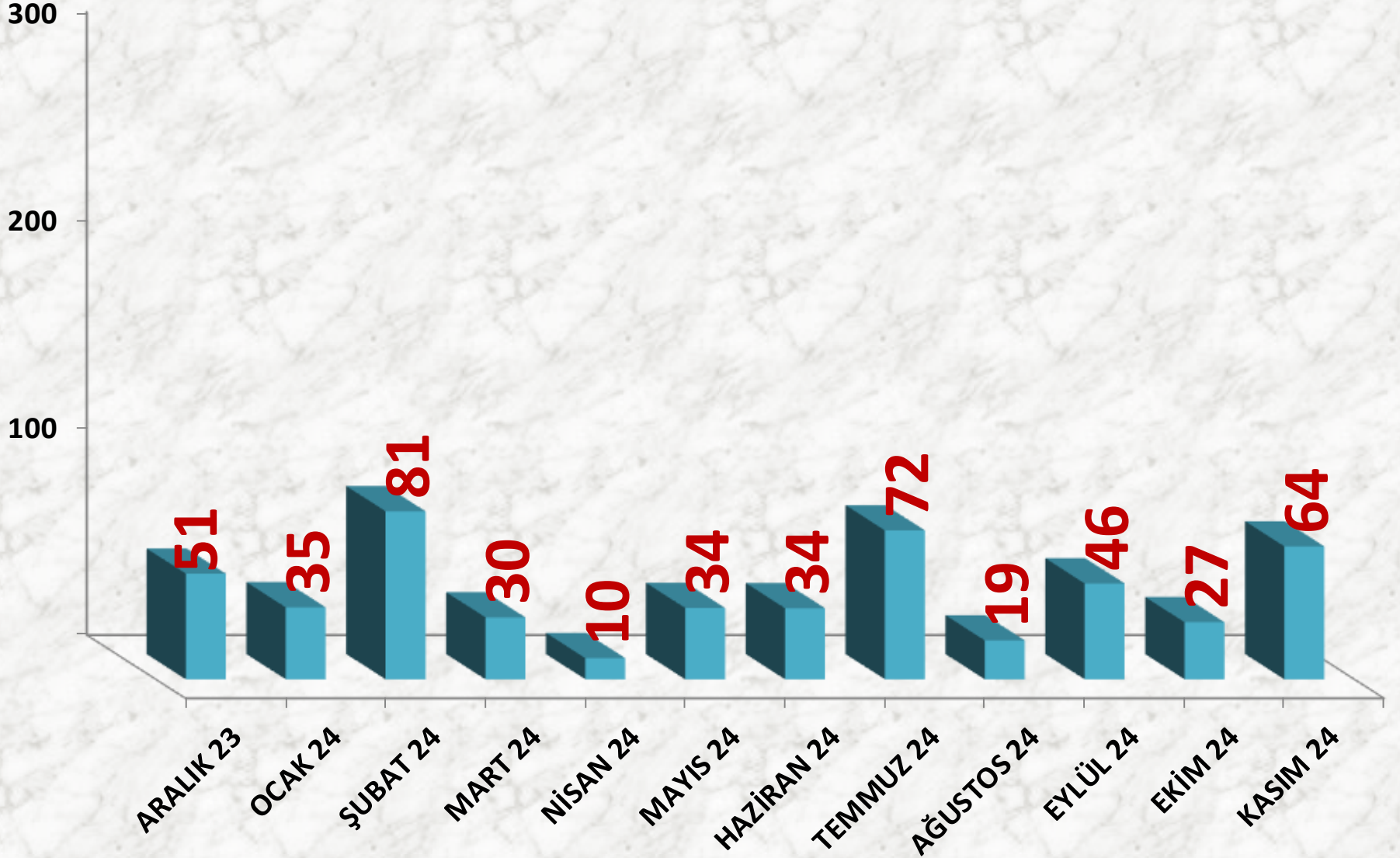
2023 KASIM

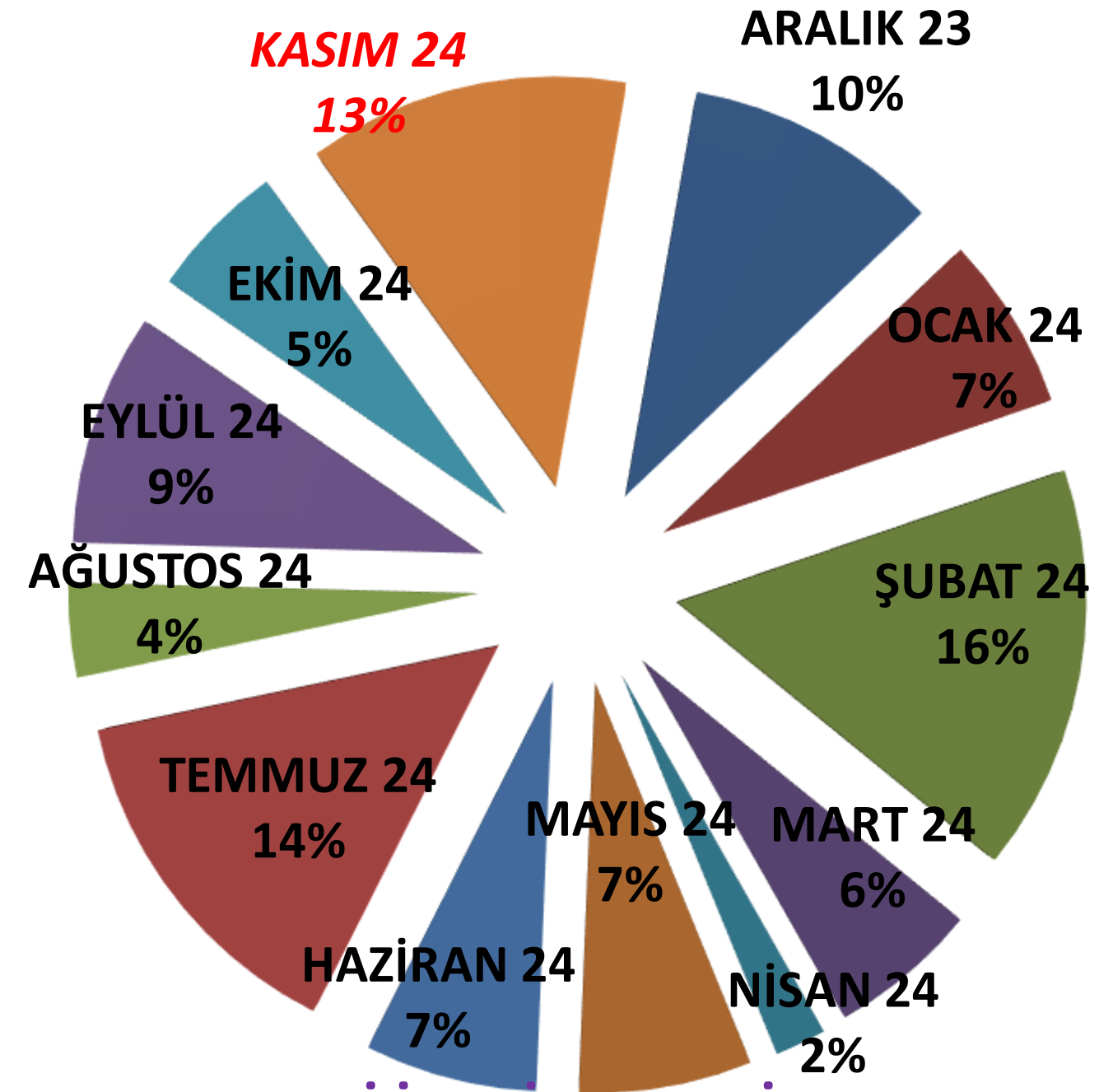
SARI LEBLEBİ	14.160 kg.
BEYAZ LEBLEBİ	11.800 kg.
KAPLAMALI LEBLEBİ	1.800 kg.
KIRIK LEBLEBİ	-
LEBLEBİ UNU	4.000 kg.
LEBLEBİ KALBURALTI	-
TOPLAM	31.760 kg.

2024 KASIM

SARI LEBLEBİ	31.776 kg.
BEYAZ LEBLEBİ	31.049 kg.
KAPLAMALI LEBLEBİ	1.144 kg.
KIRIK LEBLEBİ	-
LEBLEBİ UNU	-
LEBLEBİ KALBURALTI	-
TOPLAM	63.969 kg.

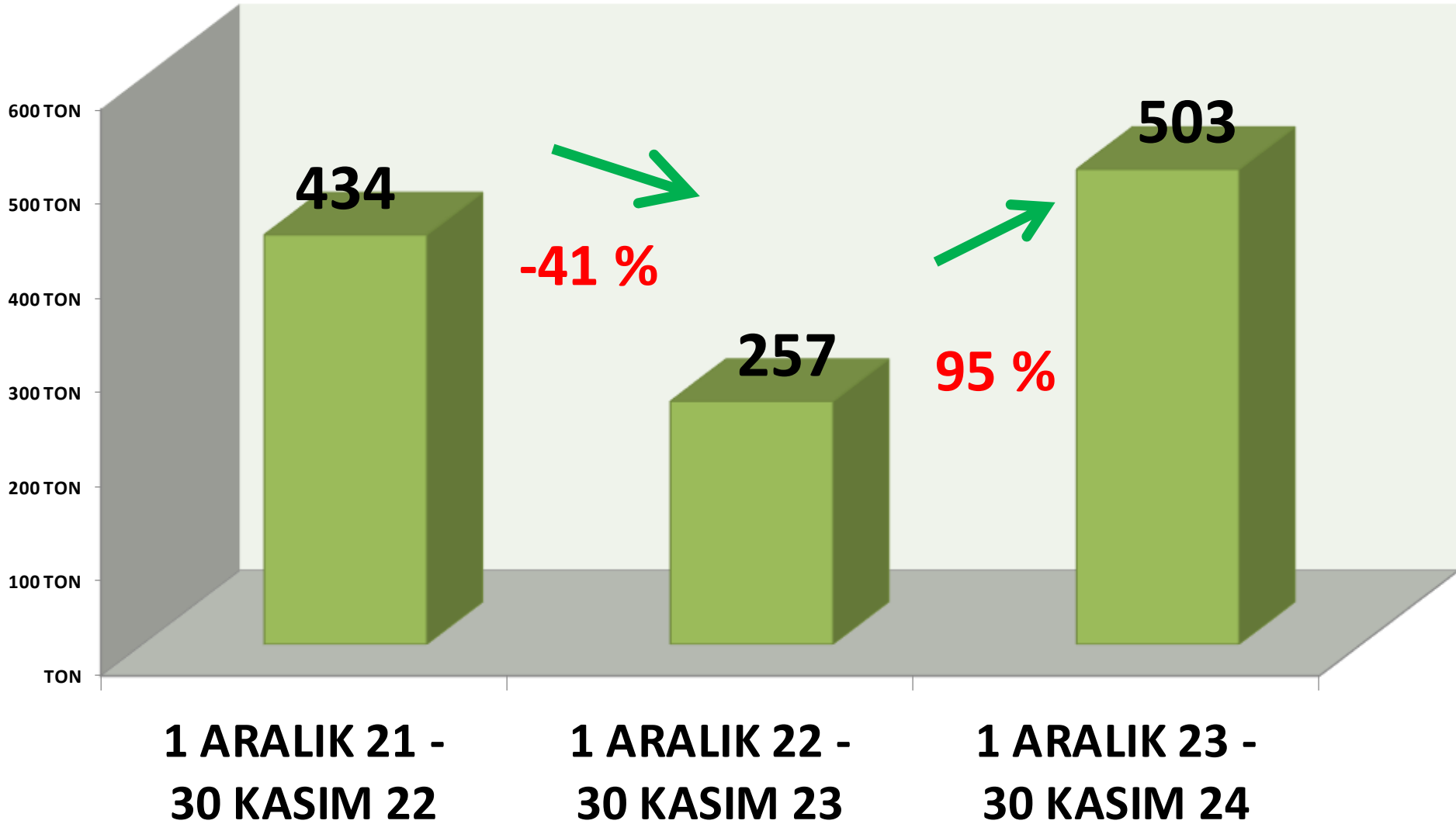
Leblebi İhracat (Ton)





AYLIK LEBLEBİ İHR. İŞLEM MİKTARI ORANLARI

YILLIK TOPLAM LEBLEBİ İHRACAT MİKTARI (TON)



AYÇEKİRDEĞİ

İŞLEM MİKTARI TON	2022 KASIM	2023 KASIM		2024 KASIM	
MTS	2.998 TON	-11%	2.680 TON	149%	6.668 TON
TTS	2.788 TON	37%	3.816 TON	-16%	3.199 TON

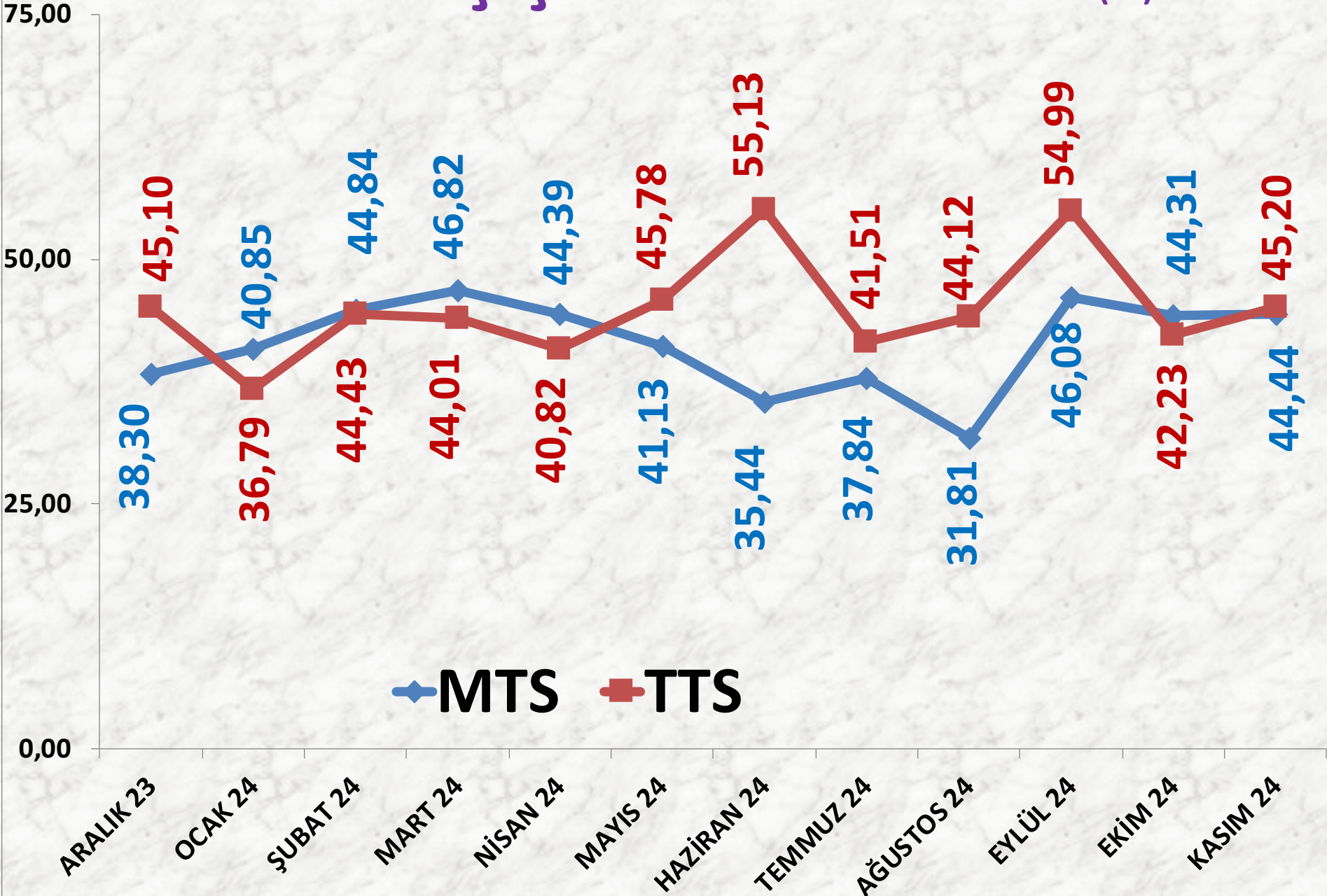
AYÇİÇEĞİ FİYATLARI

EN AZ FİYAT	2022 KASIM	2023 KASIM		2024 KASIM	
MTS	16,86 TL	84%	31,00 TL	-30%	21,79 TL
TTS	14,50 TL	93%	28,00 TL	7%	30,00 TL

EN ÇOK FİYAT	2022 KASIM	2023 KASIM		2024 KASIM	
MTS	34,00 TL	212%	105,92 TL	-30%	73,64 TL
TTS	52,00 TL	62%	84,00 TL	21%	101,74 TL

ORTALAMA FİYAT	2022 KASIM	2023 KASIM		2024 KASIM	
MTS	25,84 TL	74%	44,94 TL	-1%	44,44 TL
TTS	23,76 TL	63%	38,68 TL	17%	45,20 TL

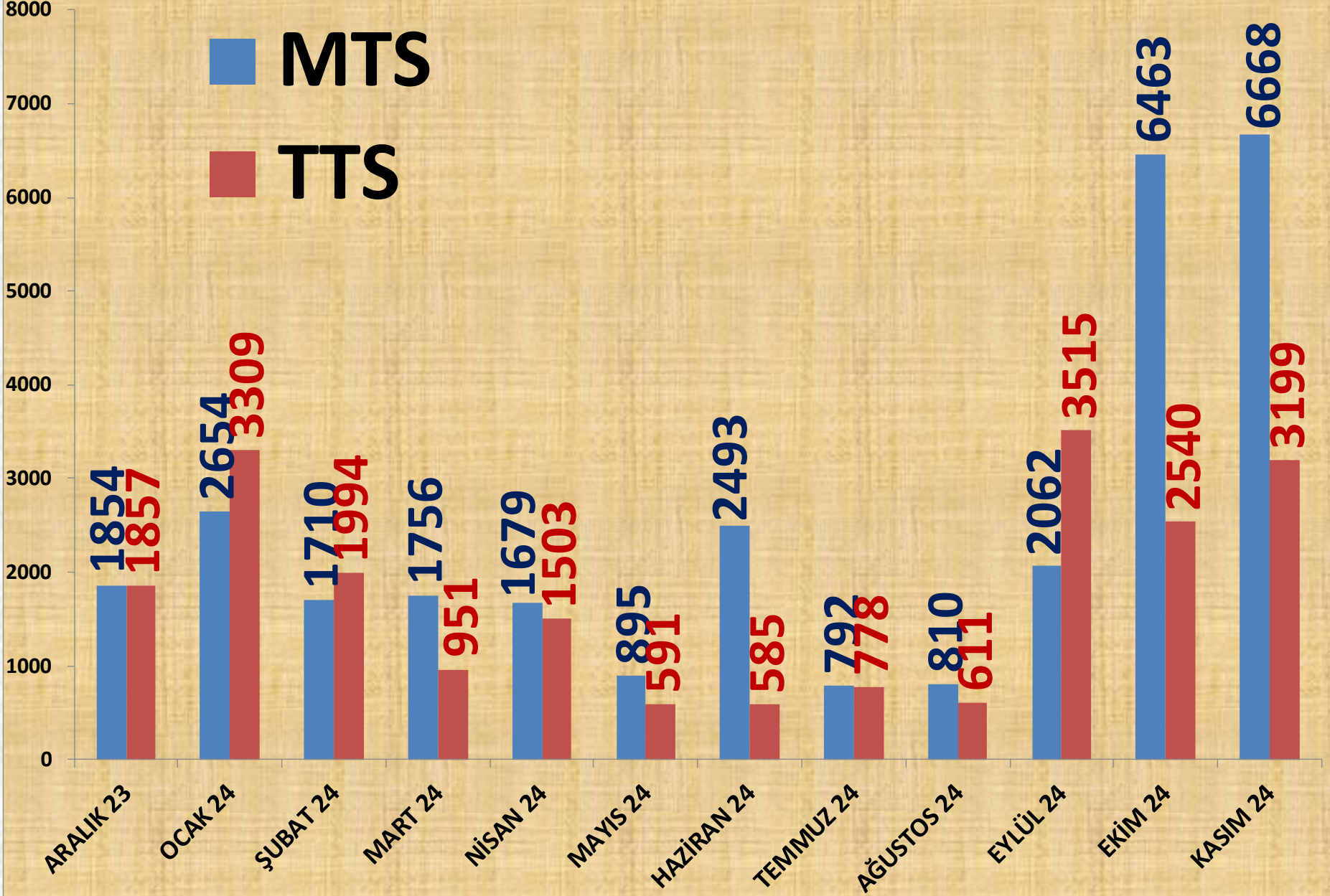
AYLIK AYÇİÇEĞİ FİYAT TRENDİ (TL)

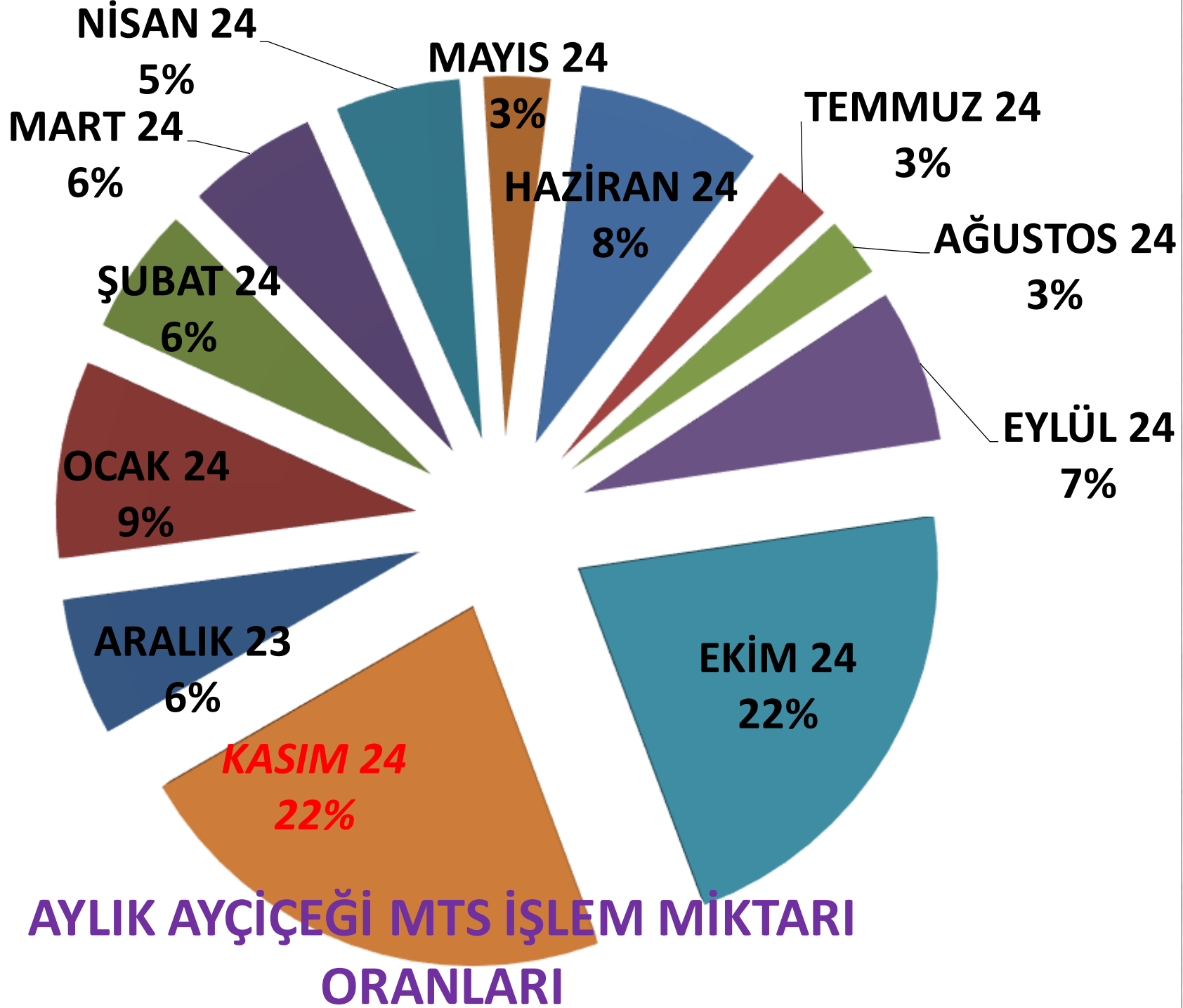


AYLIK AYÇİÇEĞİ İŞLEM MİKTARI (TON)

MTS

TTS





■ TTS YILLIK AYÇİÇEĞİ İŞLEM MİKTARI (TON)

■ MTS

29.824

27.628

24.854

-16 %

20.803

43 %

% - 26

20.328

8 %

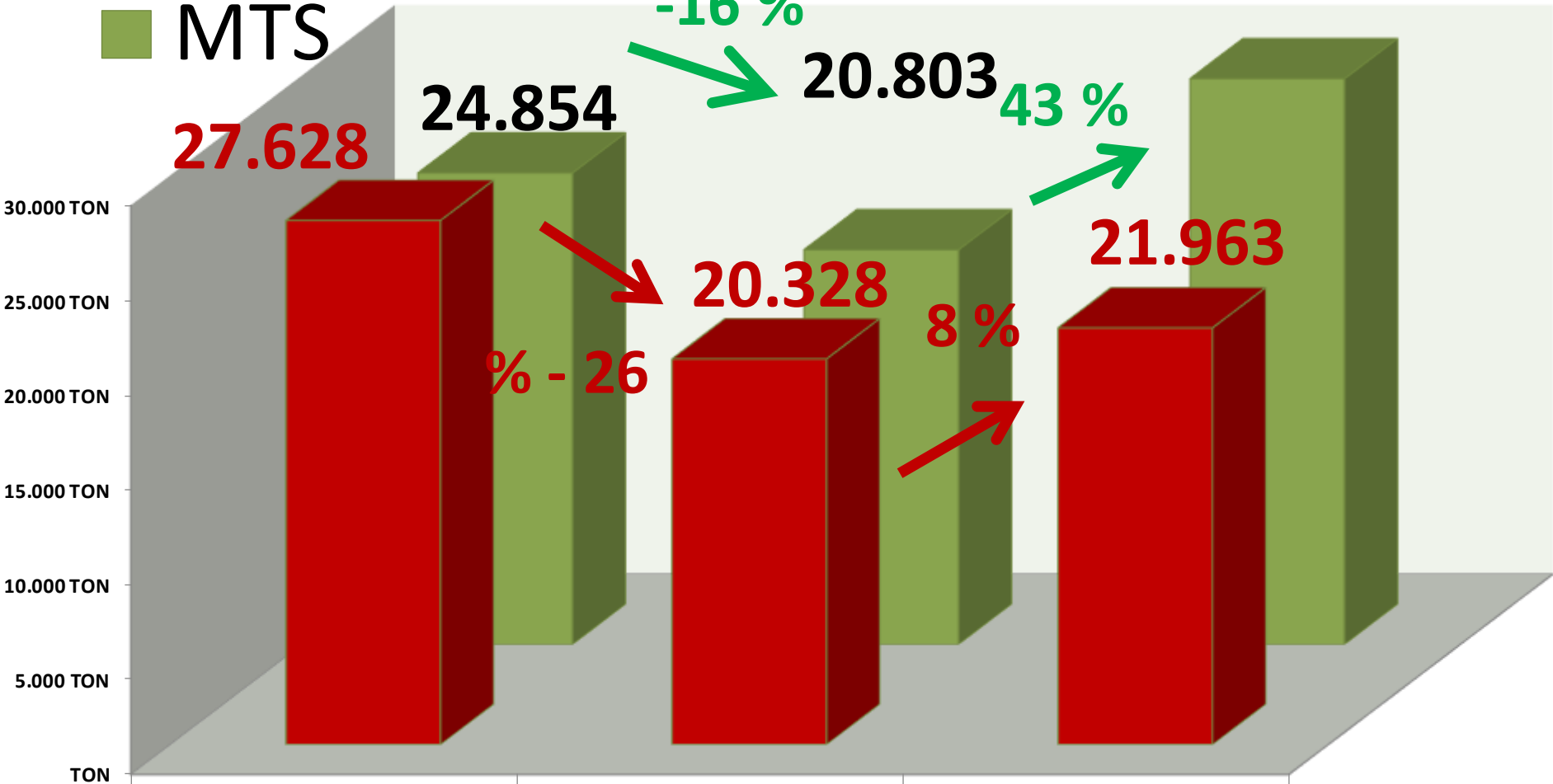
21.963

1 ARALIK 21 -
30 KASIM 22

1 ARALIK 22 -
30 KASIM 23

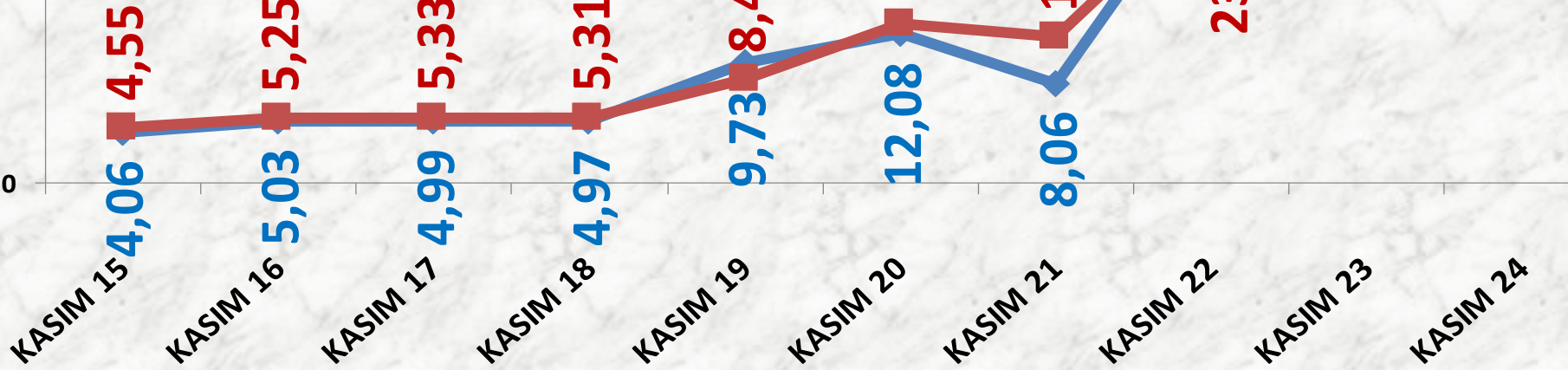
1 ARALIK 23 -
30 KASIM 24

30.000 TON
25.000 TON
20.000 TON
15.000 TON
10.000 TON
5.000 TON
TON



KASIM AYLARI AYÇİÇEĞİ FİYAT TRENDİ (TL)

◆ MTS
■ TTS

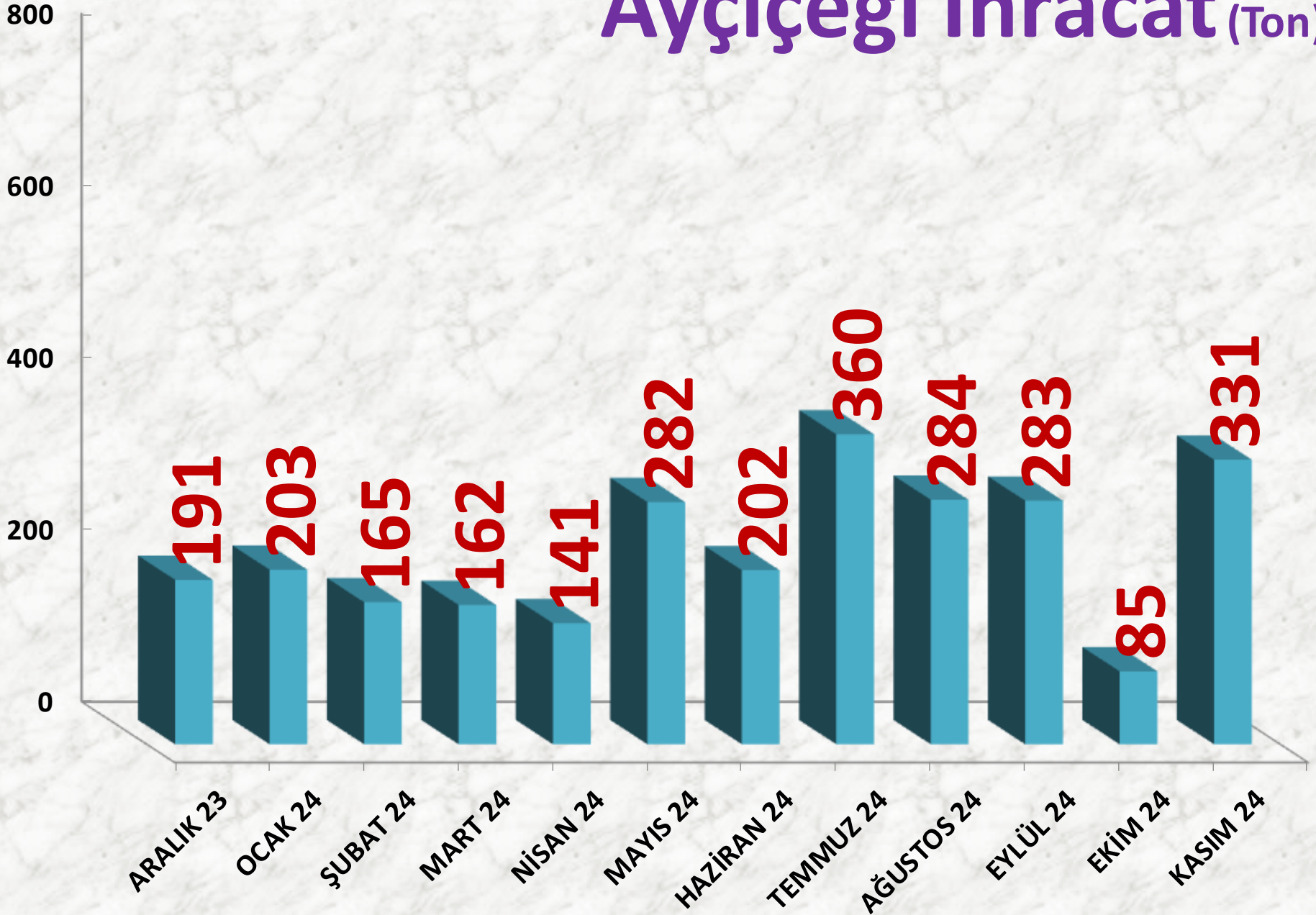


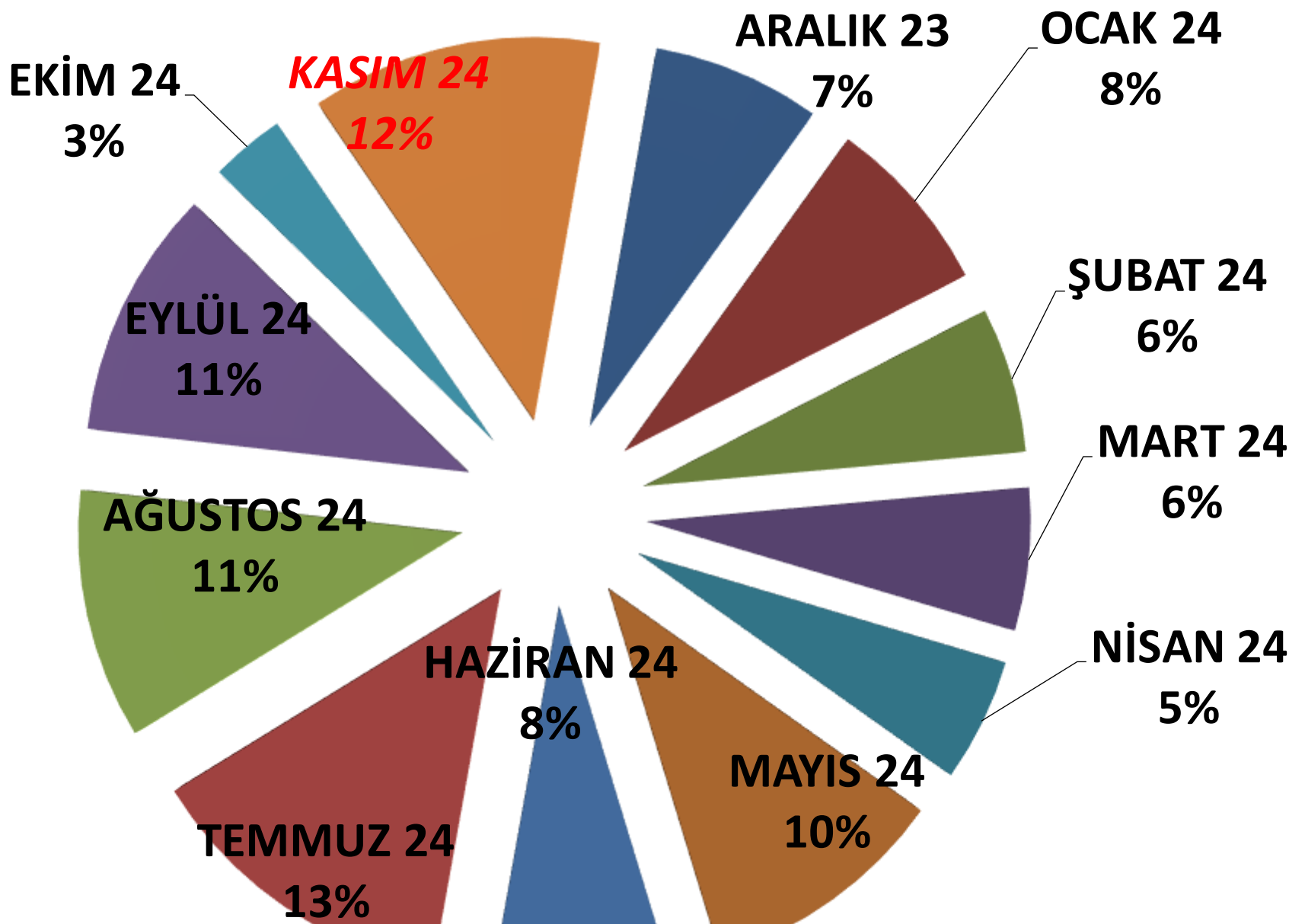
AYÇEKİRDEĞİ İHRACATI

	2022 KASIM	2023 KASIM		2024 KASIM	
İHRACAT	402 TON	-45%	222 TON	49%	331 TON



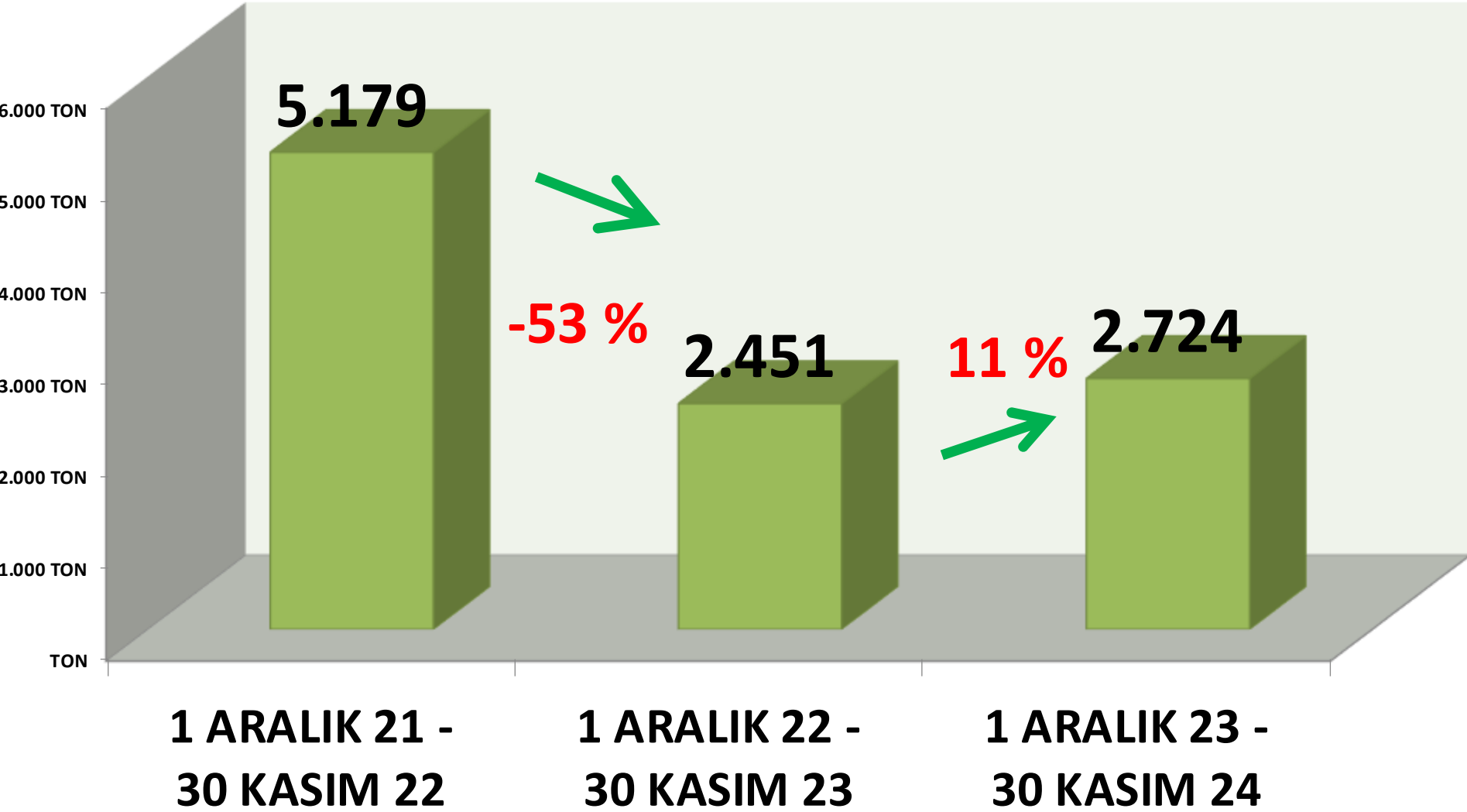
Ayçiçeği İhracat (Ton)





**AYLIK AYÇİÇEĞİ İHR. İŞLEM MİKTARI
ORANLARI**

YILLIK TOPLAM AYÇIÇEĐİ İHRACAT MİKTARI (TON)



SÜT

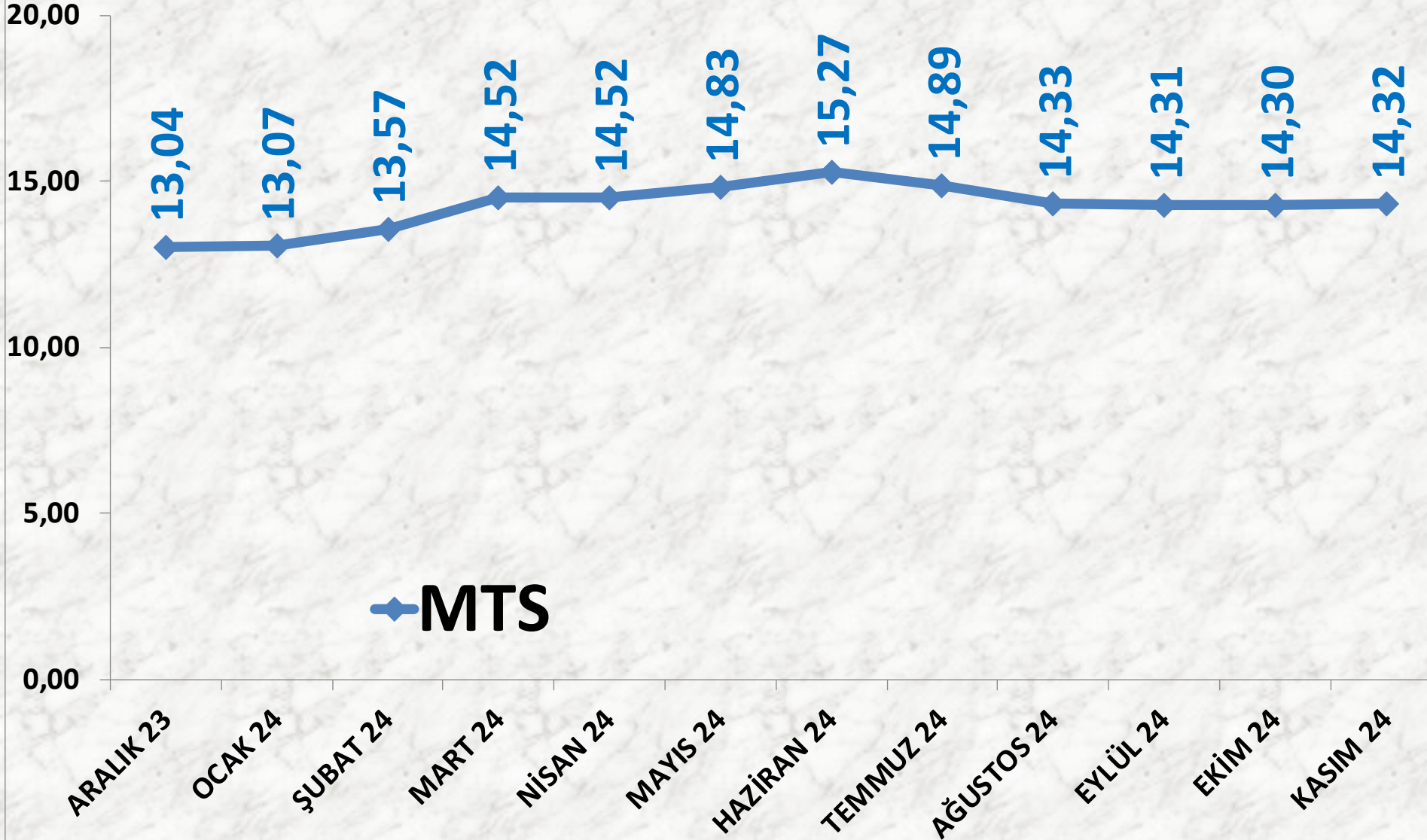
İŞLEM MİKTARI (M³)	2022 KASIM	2023 KASIM		2024 KASIM	
MTS	23.905 M ³	16%	27.727 M ³	17%	32.514 M ³

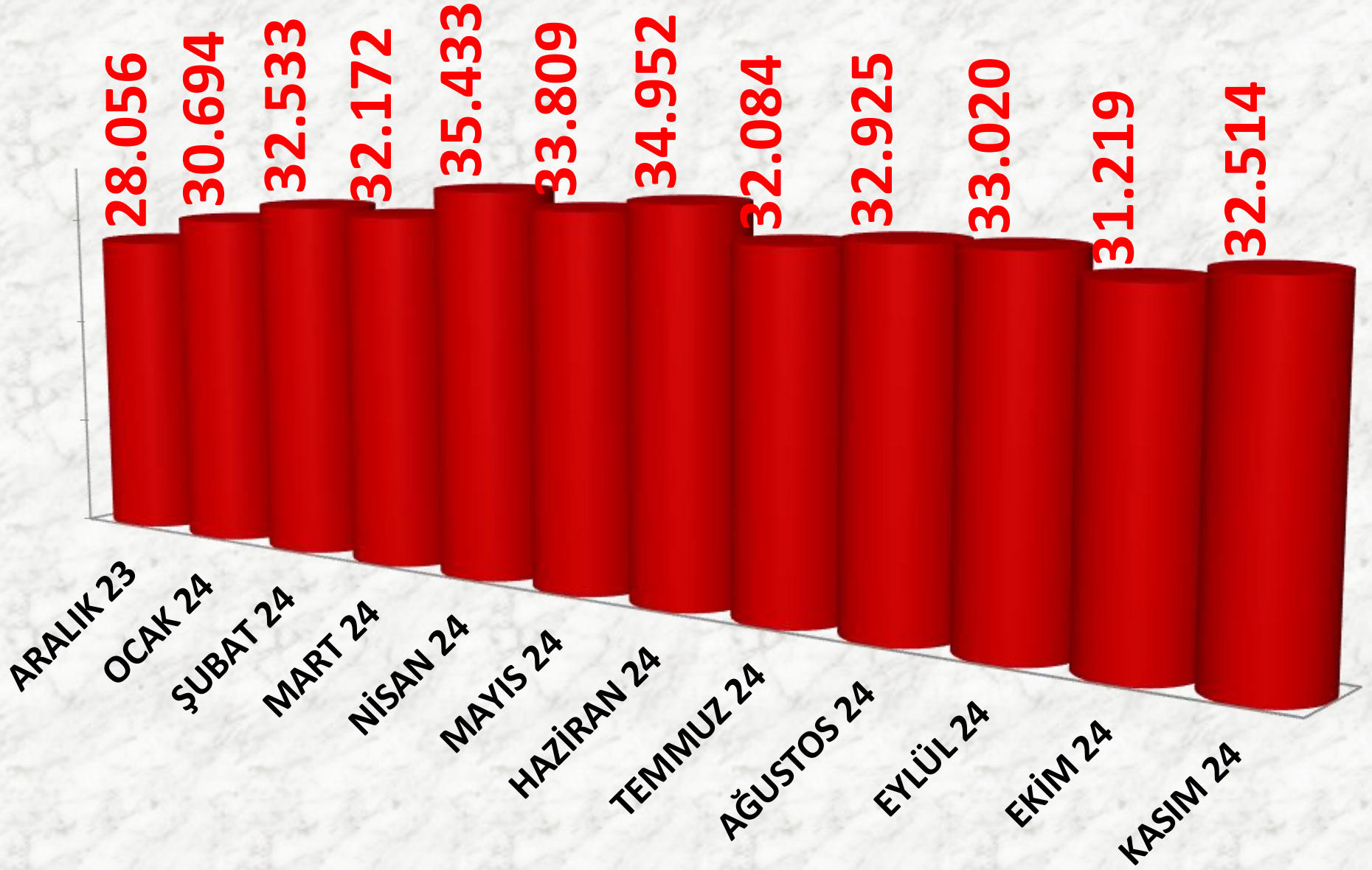
EN AZ FİYAT	2022 KASIM	2023 KASIM		2024 KASIM	
MTS	7,00 TL	50%	10,50 TL	10%	11,52 TL

EN ÇOK FİYAT	2022 KASIM	2023 KASIM		2024 KASIM	
MTS	9,88 TL	72%	17,00 TL	-4%	16,25 TL

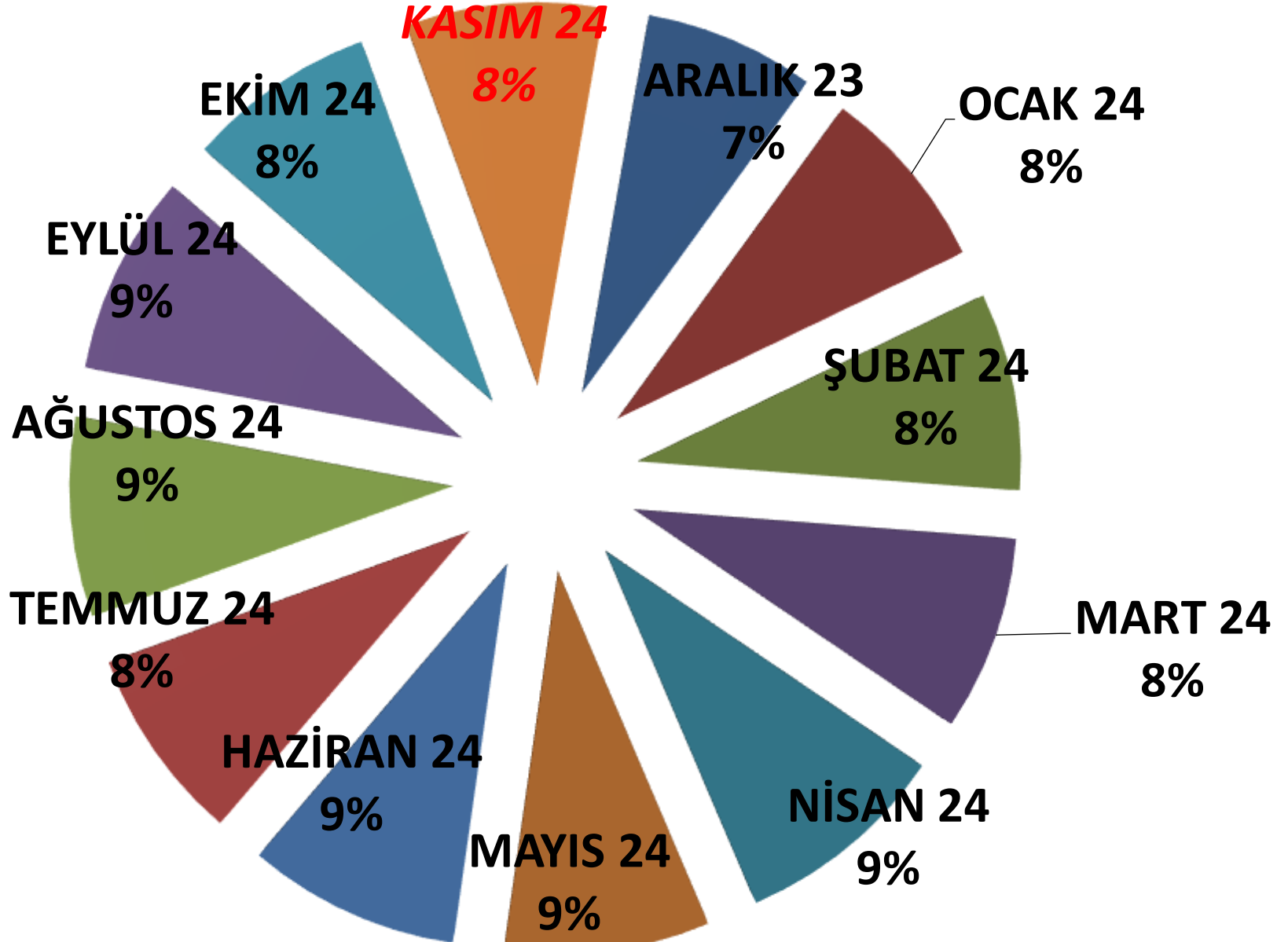
ORTALAMA FİYAT	2022 KASIM	2023 KASIM		2024 KASIM	
MTS	8,29 TL	52%	12,61 TL	14%	14,32 TL

AYLIK İNEK SÜTÜ FİYAT TRENDİ_(TL)





AYLIK SÜT İŞLEM MİKTARI (M³)



AYLIK SÜT MTS İŞLEM MİKTARI ORANLARI

YILLIK İNEK SÜTÜ İŞLEM MİKTARI (TON)

390.378

336.686

-1 %

333.038

17 %

1 ARALIK 21 -
30 KASIM 22

1 ARALIK 22 -
30 KASIM 23

1 ARALIK 23 -
30 KASIM 24

400.000 M³

350.000 M³

300.000 M³

250.000 M³

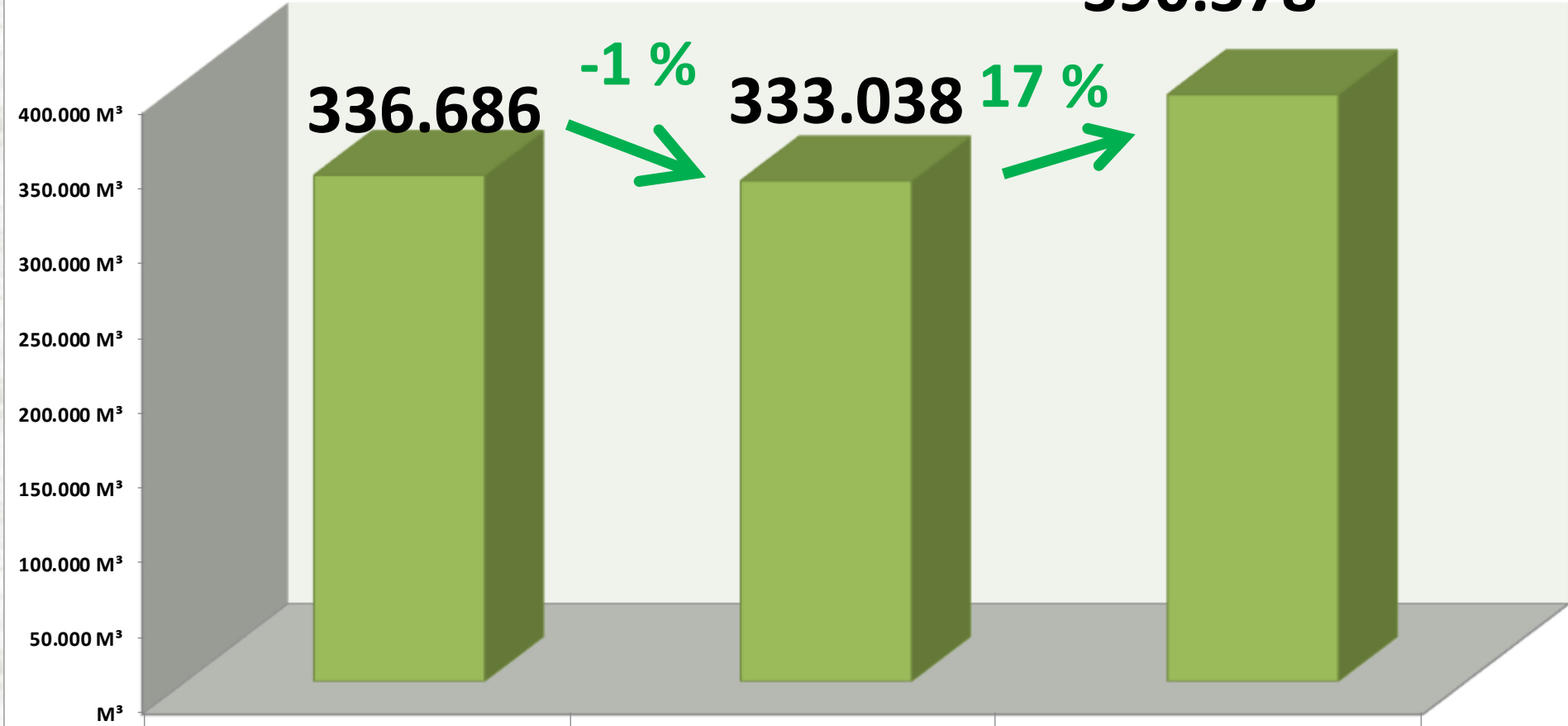
200.000 M³

150.000 M³

100.000 M³

50.000 M³

M³



BEYAZ HAŞHAŞ

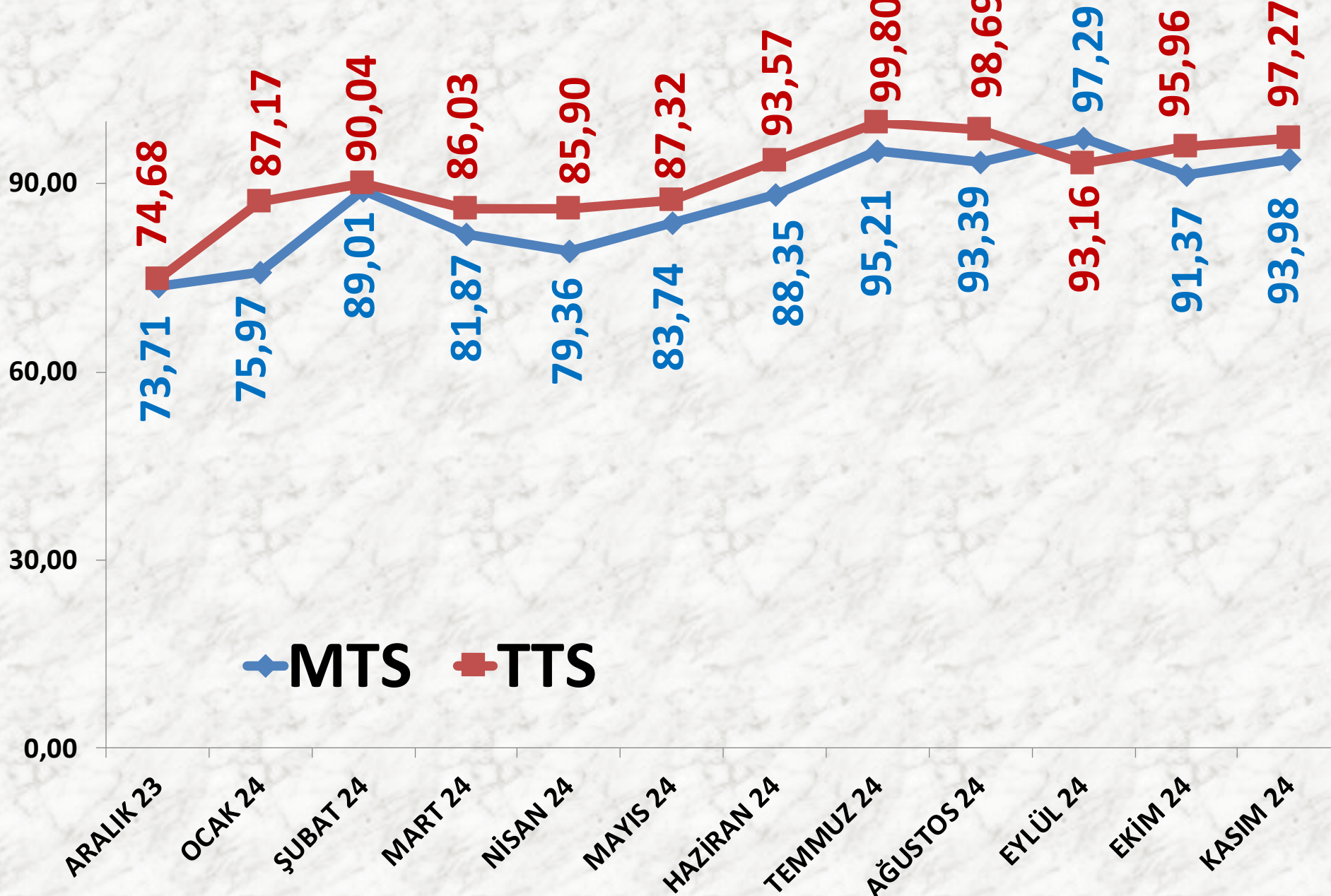
İŞLEM MİKTARI TON	2022 EYLÜL	2023 EYLÜL		2024 EYLÜL	
MTS	254 TON	-98%	6 TON	39%	8 TON
TTS	297 TON	-54%	138 TON	-78%	31 TON

EN AZ FİYAT	2022 EYLÜL	2023 EYLÜL		2024 EYLÜL	
MTS	46,25 TL	73%	80,00 TL	8%	86,25 TL
TTS	49,00 TL	43%	70,00 TL	30%	90,78 TL

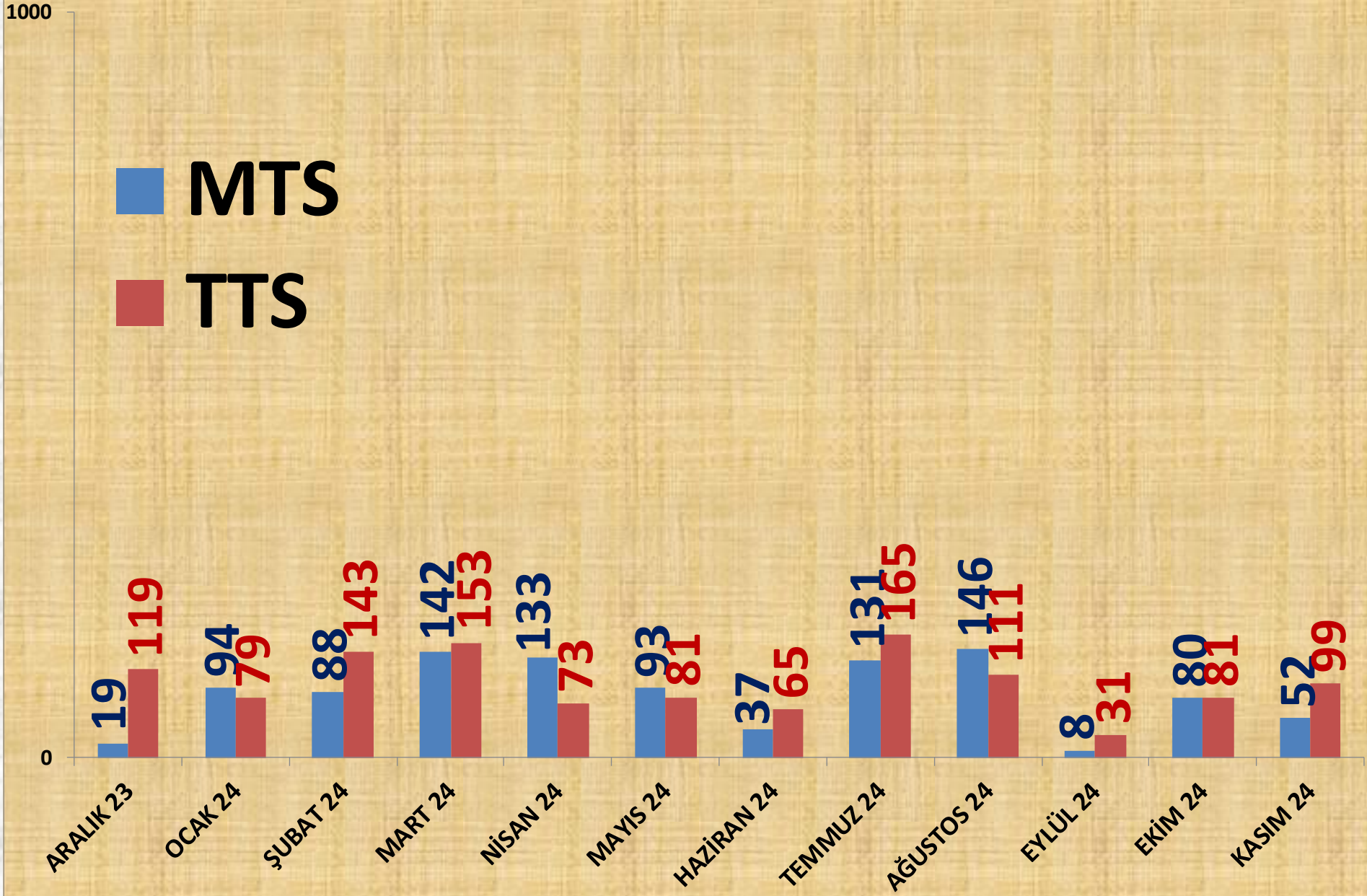
EN ÇOK FİYAT	2022 KASIM	2023 KASIM		2024 KASIM	
MTS	51,95 TL	38%	71,50 TL	31%	94,00 TL
TTS	66,51 TL	66%	110,59 TL	16%	127,93 TL

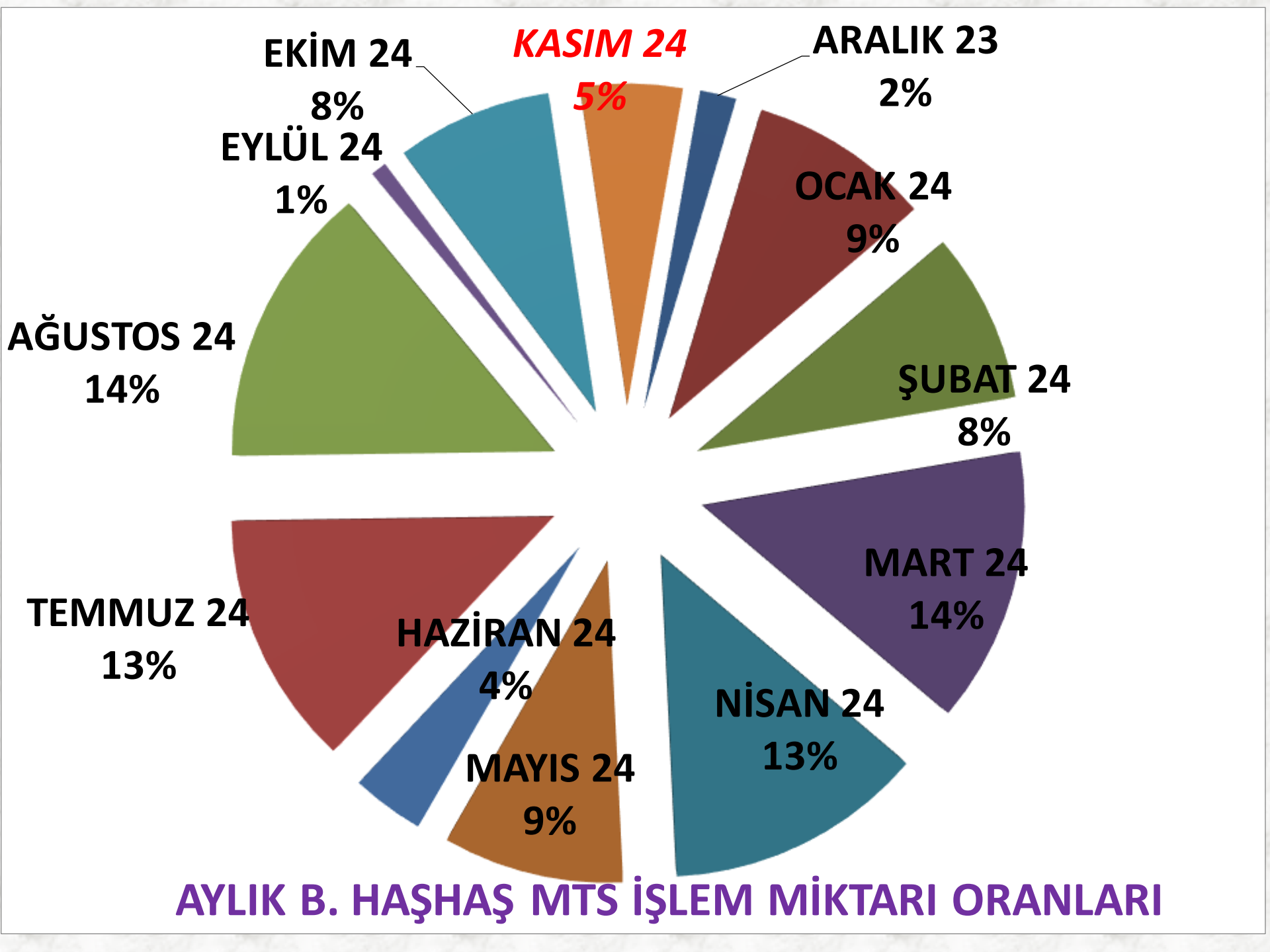
ORTALAMA FİYAT	2022 KASIM	2023 KASIM		2024 KASIM	
MTS	48,69 TL	46%	71,04 TL	32%	93,98 TL
TTS	50,94 TL	49%	75,78 TL	28%	97,27 TL

AYLIK B. HAŞHAŞ FİYAT TRENDİ (₺)



AYLIK B. HAŞHAŞ İŞLEM MİKTARI (TON)

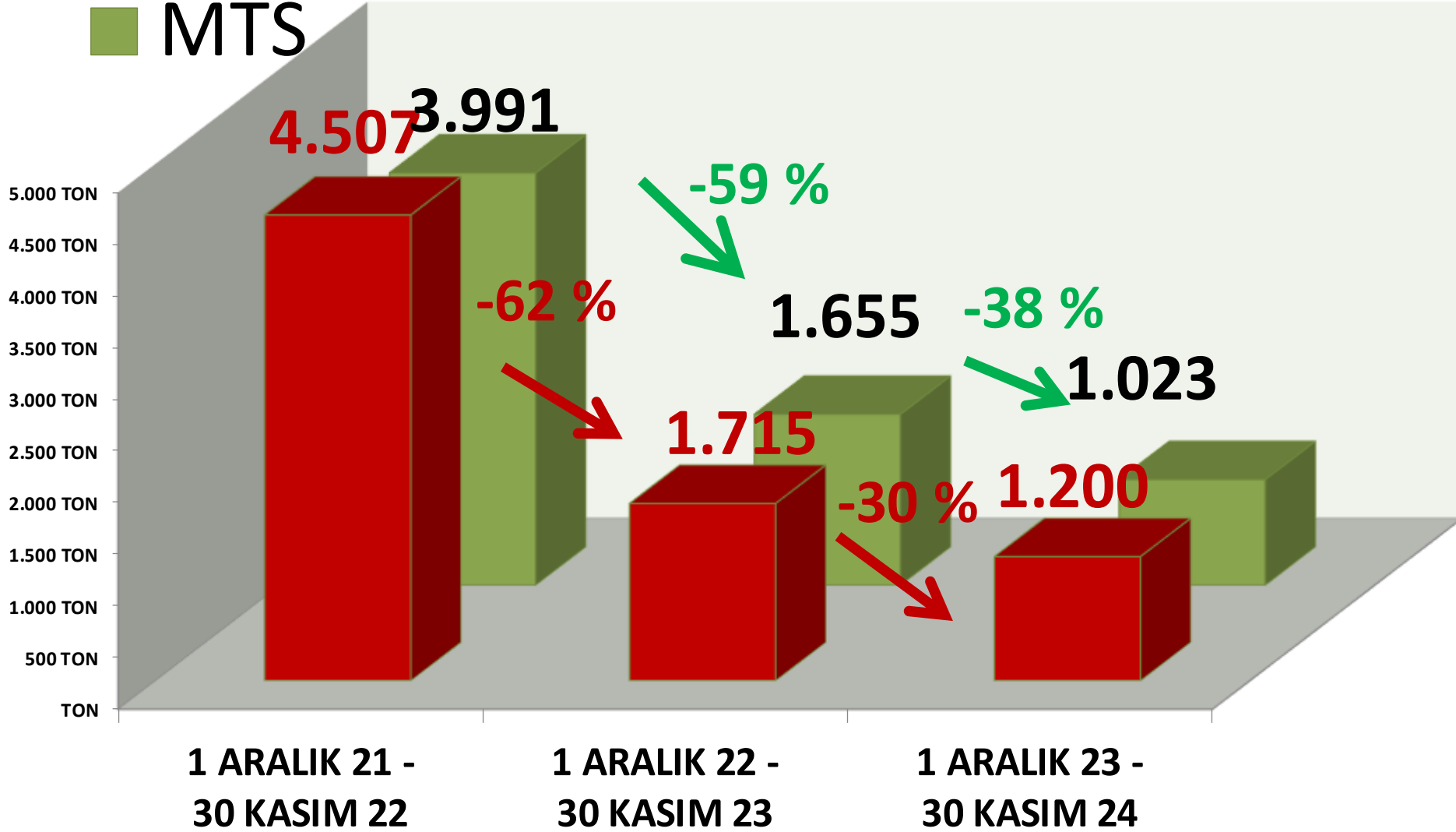




■ TTS

YILLIK B. HAŞHAŞ İŞLEM MİKTARI (TON)

■ MTS



KASIM AYLARI B. HAŞHAŞ FİYAT TRENDİ (TL)

◆ MTS

■ TTS

KASIM 15
6,47

6,74

KASIM 16
7,44

7,56

KASIM 17
8,95

8,87

KASIM 18
10,37

10,37

KASIM 19
17,44

18,61

KASIM 20
27,52

28,18

KASIM 21
26,04

24,38

KASIM 22
48,69

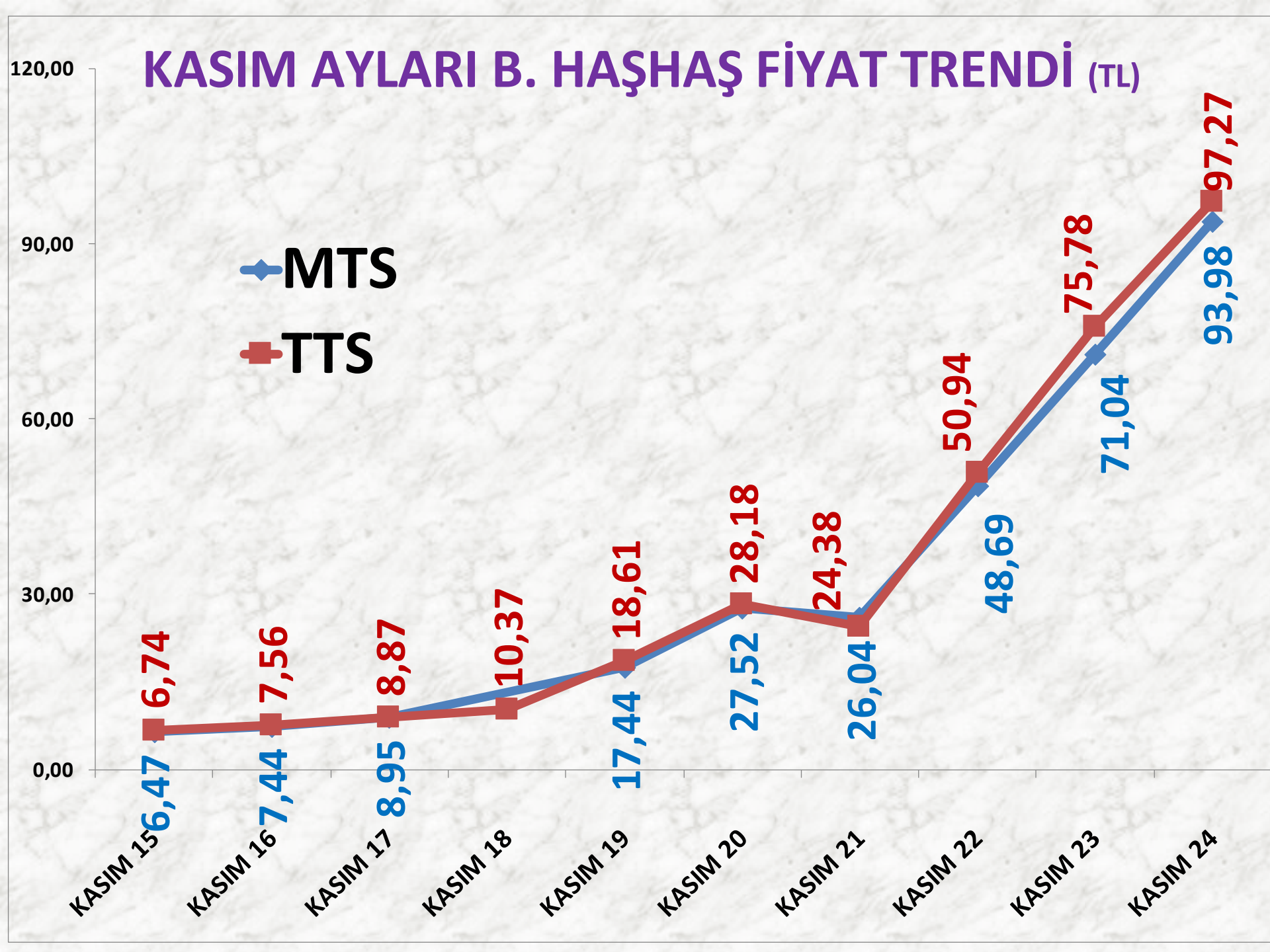
50,94

KASIM 23
71,04

75,78

KASIM 24
93,98

97,27



MAVİ HAŞHAŞ

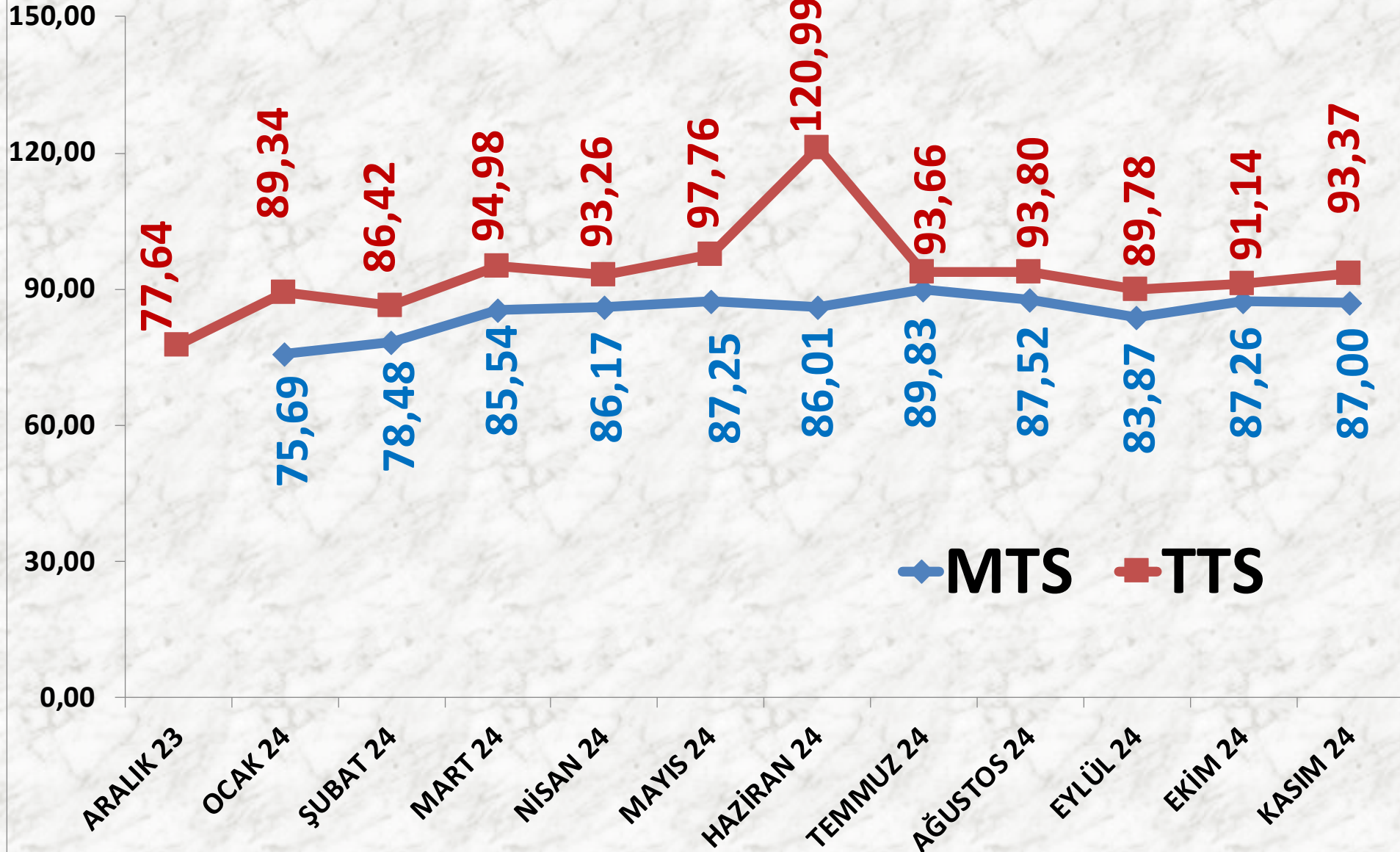
İŞLEM MİKTARI TON	2022 EYLÜL	2023 EYLÜL		2024 EYLÜL	
MTS	40 TON	49%	59 TON	51%	89 TON
TTS	79 TON	77%	139 TON	-28%	100 TON

EN AZ FİYAT	2022 EYLÜL	2023 EYLÜL		2024 EYLÜL	
MTS	30,00 TL	152%	75,50 TL	11%	83,70 TL
TTS	41,94 TL	75%	73,50 TL	16%	85,25 TL

EN ÇOK FİYAT	2022 KASIM	2023 KASIM		2024 KASIM	
MTS	50,00 TL	-	-	-	87,00 TL
TTS	62,00 TL	67%	103,50 TL	30%	135,00 TL

ORTALAMA FİYAT	2022 KASIM	2023 KASIM		2024 KASIM	
MTS	42,44 TL	-	-	-	87,00 TL
TTS	35,22 TL	140%	84,56 TL	10%	93,37 TL

AYLIK MAVİ HAŞHAŞ FİYAT TRENDİ (TL)

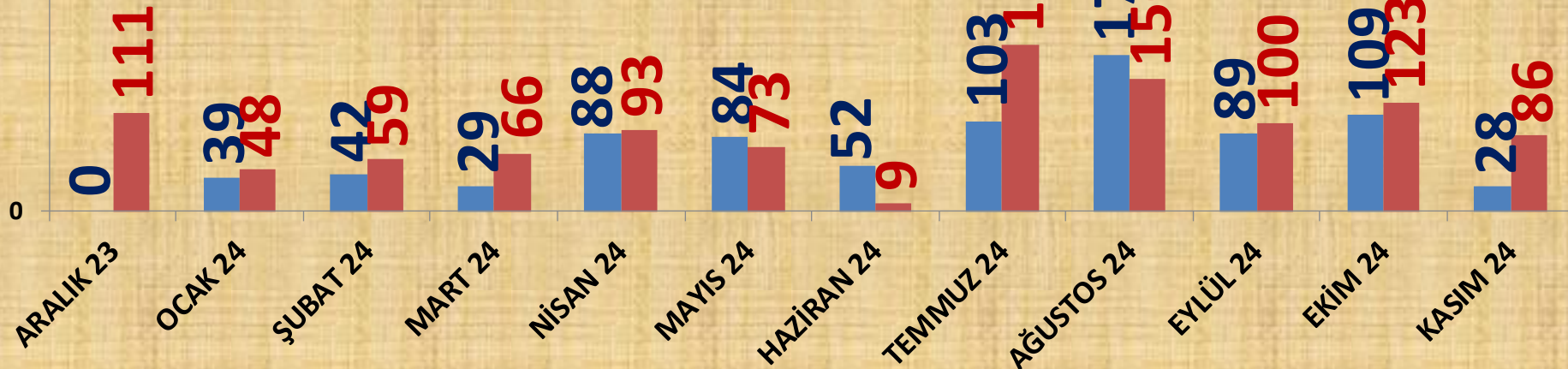


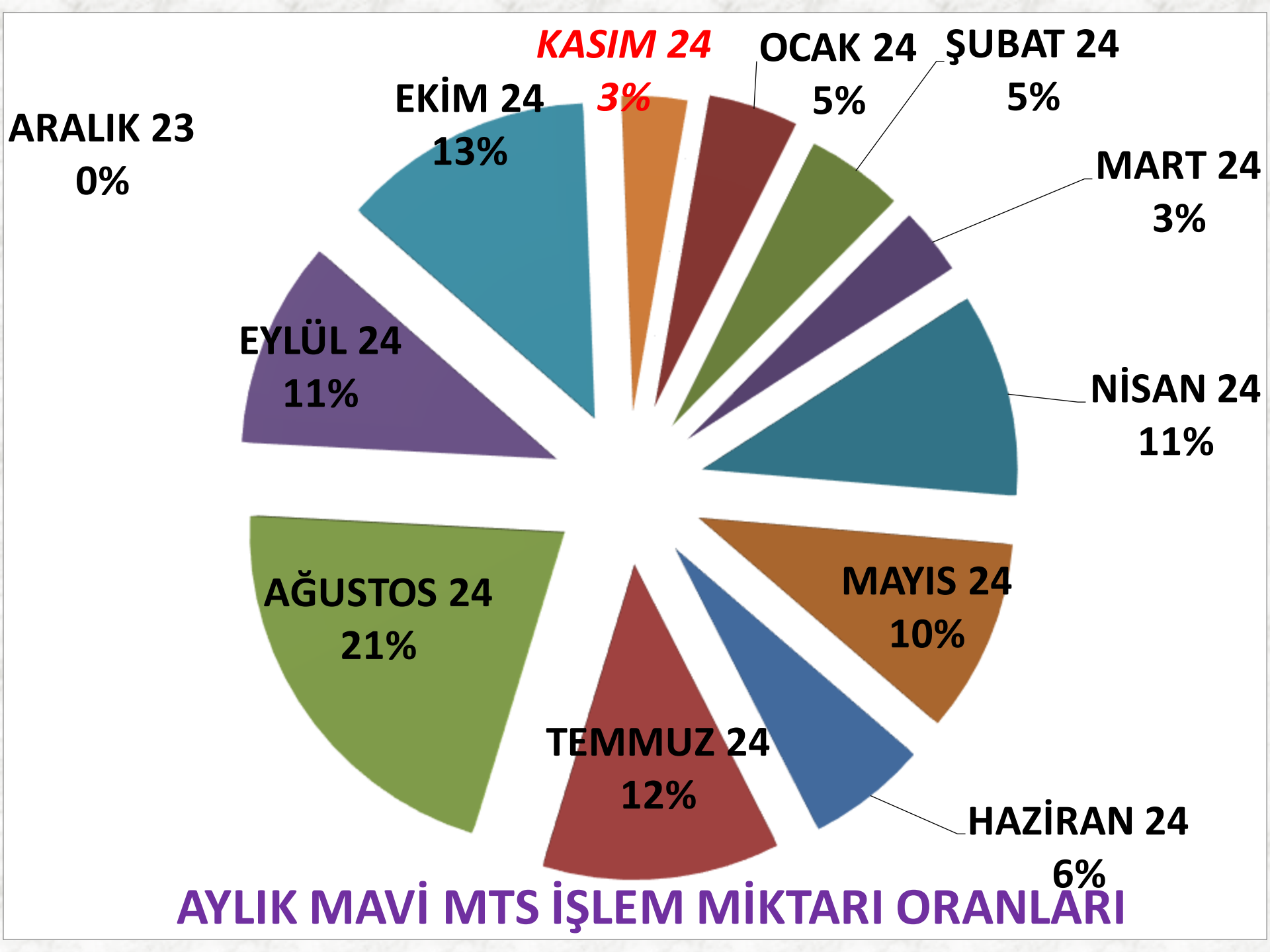
AYLIK MAVİ HAŞHAŞ İŞLEM MİKTARI (TON)

1000

■ MTS

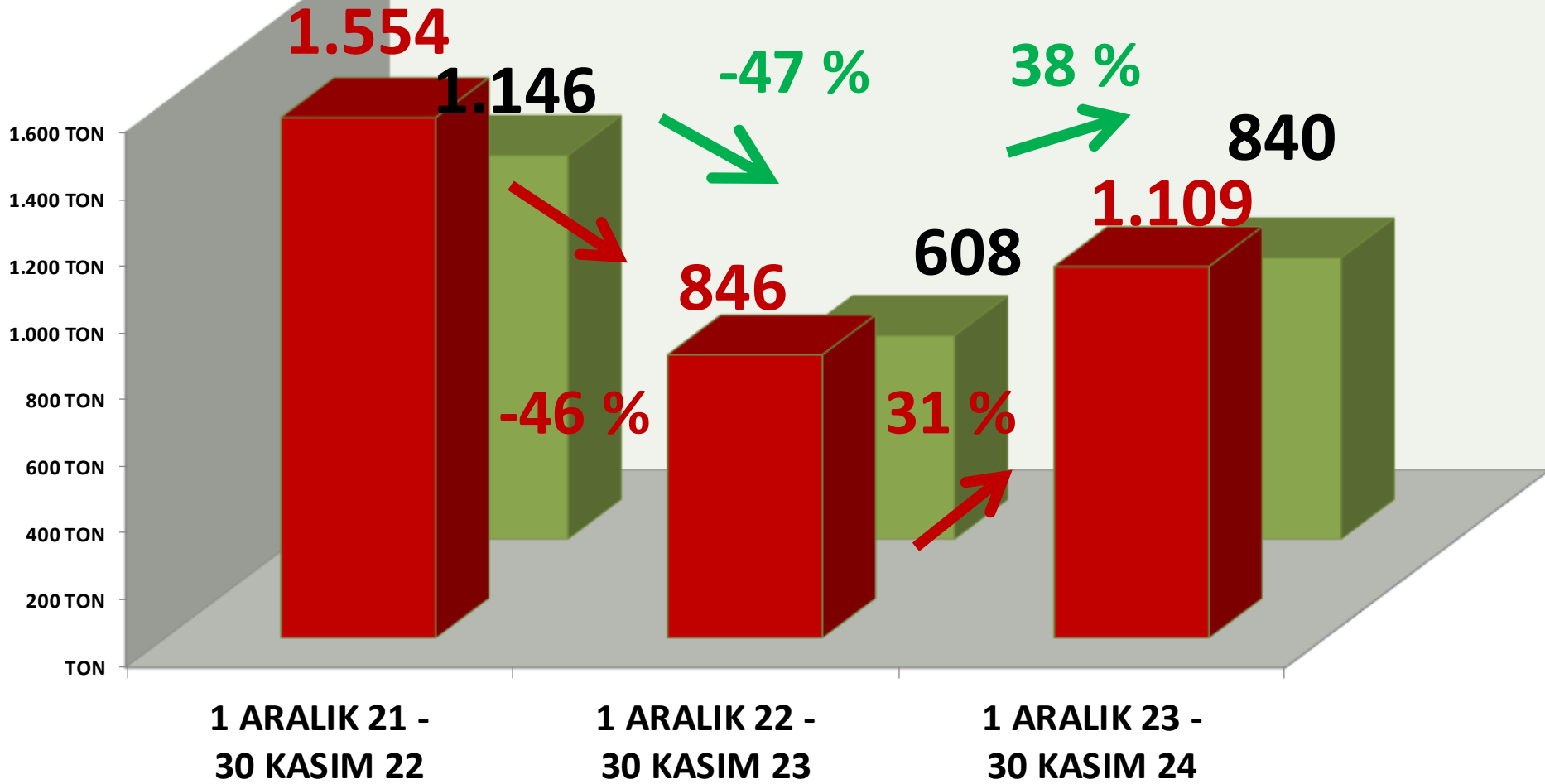
■ TTS



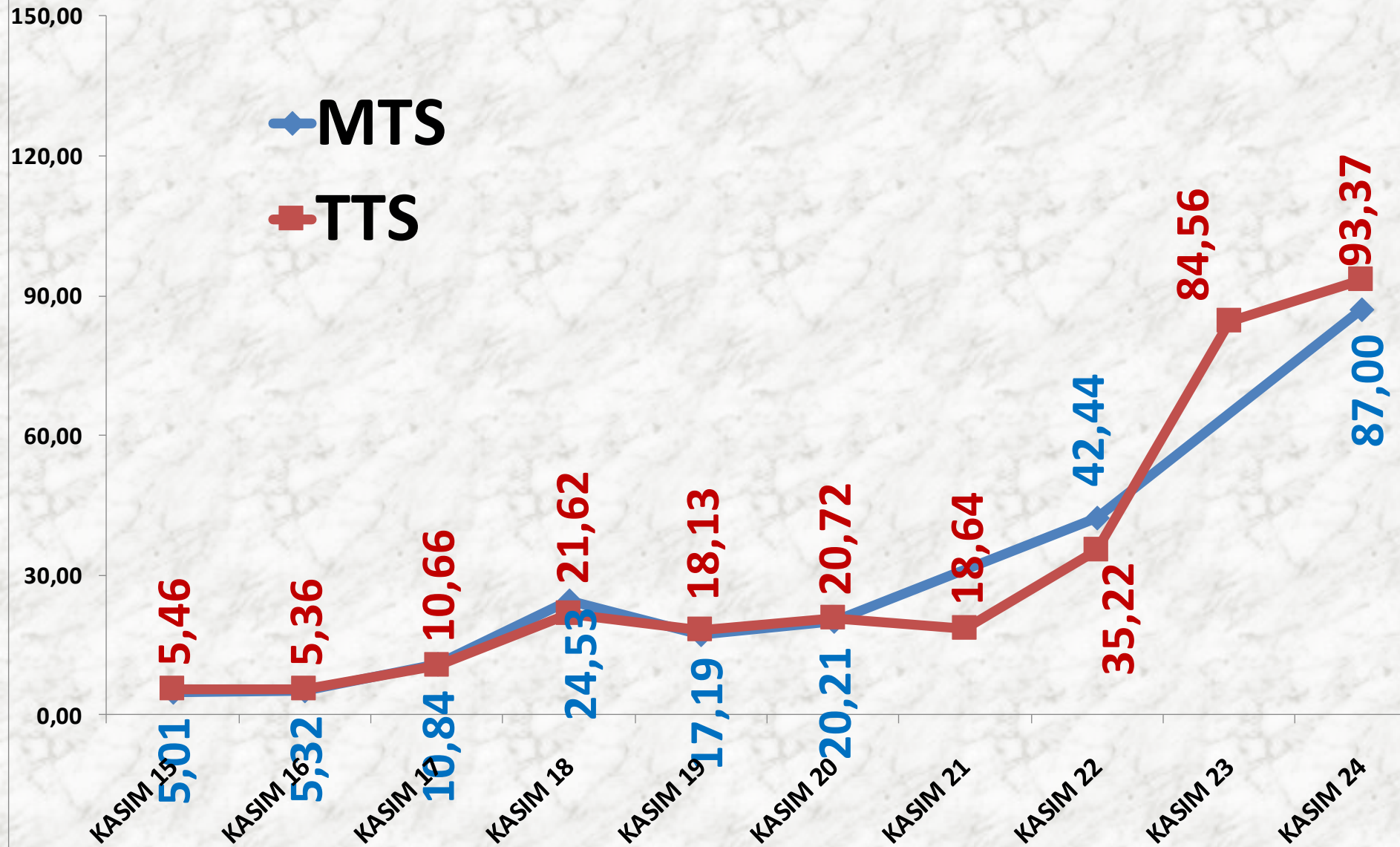


TTS YILLIK MAVİ HAŞHAŞ İŞLEM MİKTARI

■ MTS



KASIM AYLARI MAVİ HAŞHAŞ FİYAT TRENDİ (TL)



KÜTLÜ PAMUK

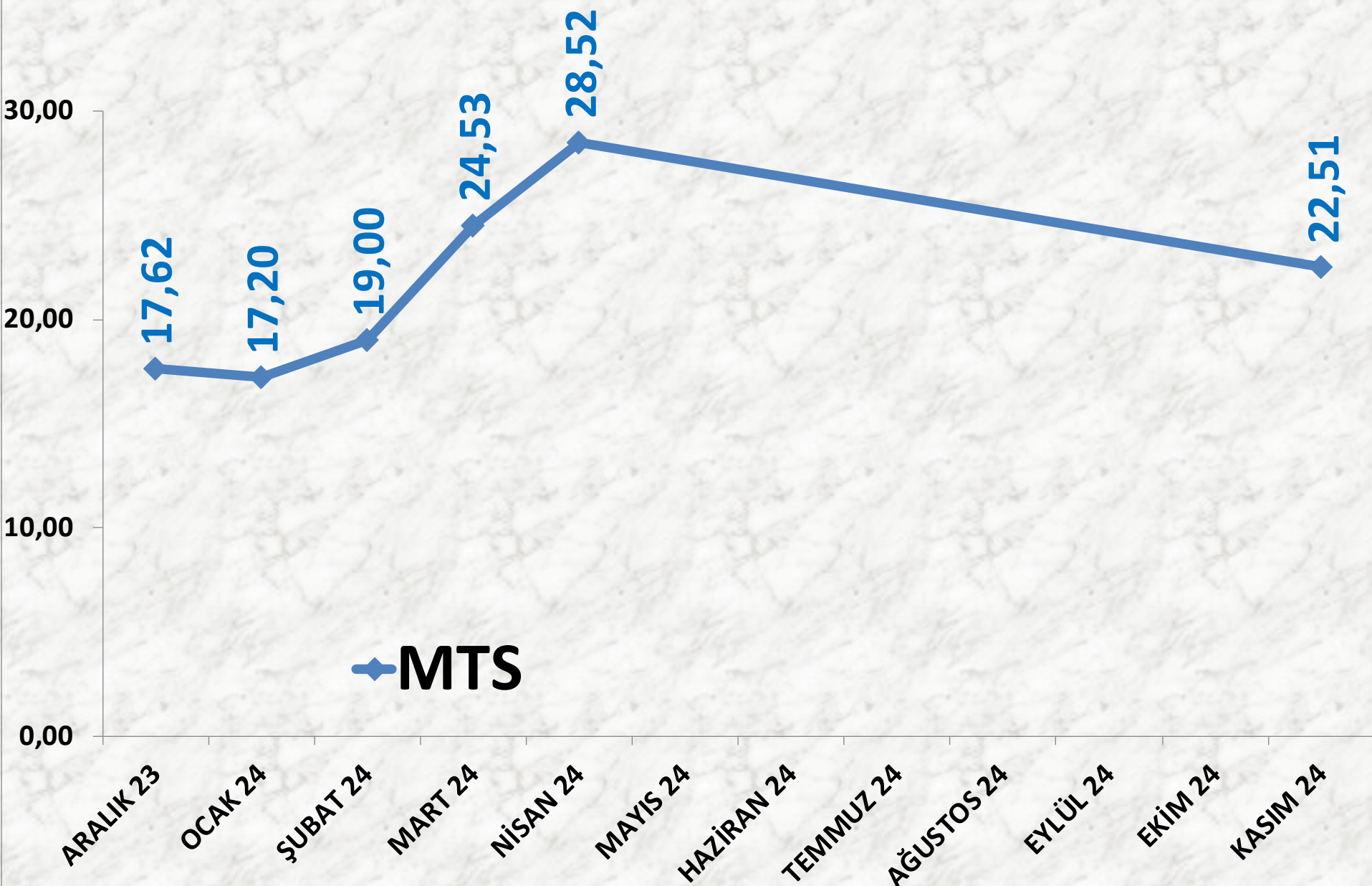
İŞLEM MİKTARI TON	2022 KASIM	2023 KASIM		2024 KASIM	
MTS	5.925 TON	-54%	2.711 TON	187%	7.770 TON

EN AZ FİYAT	2022 KASIM	2023 KASIM		2024 KASIM	
MTS	14,54 TL	6%	15,34 TL	-2%	15,00 TL

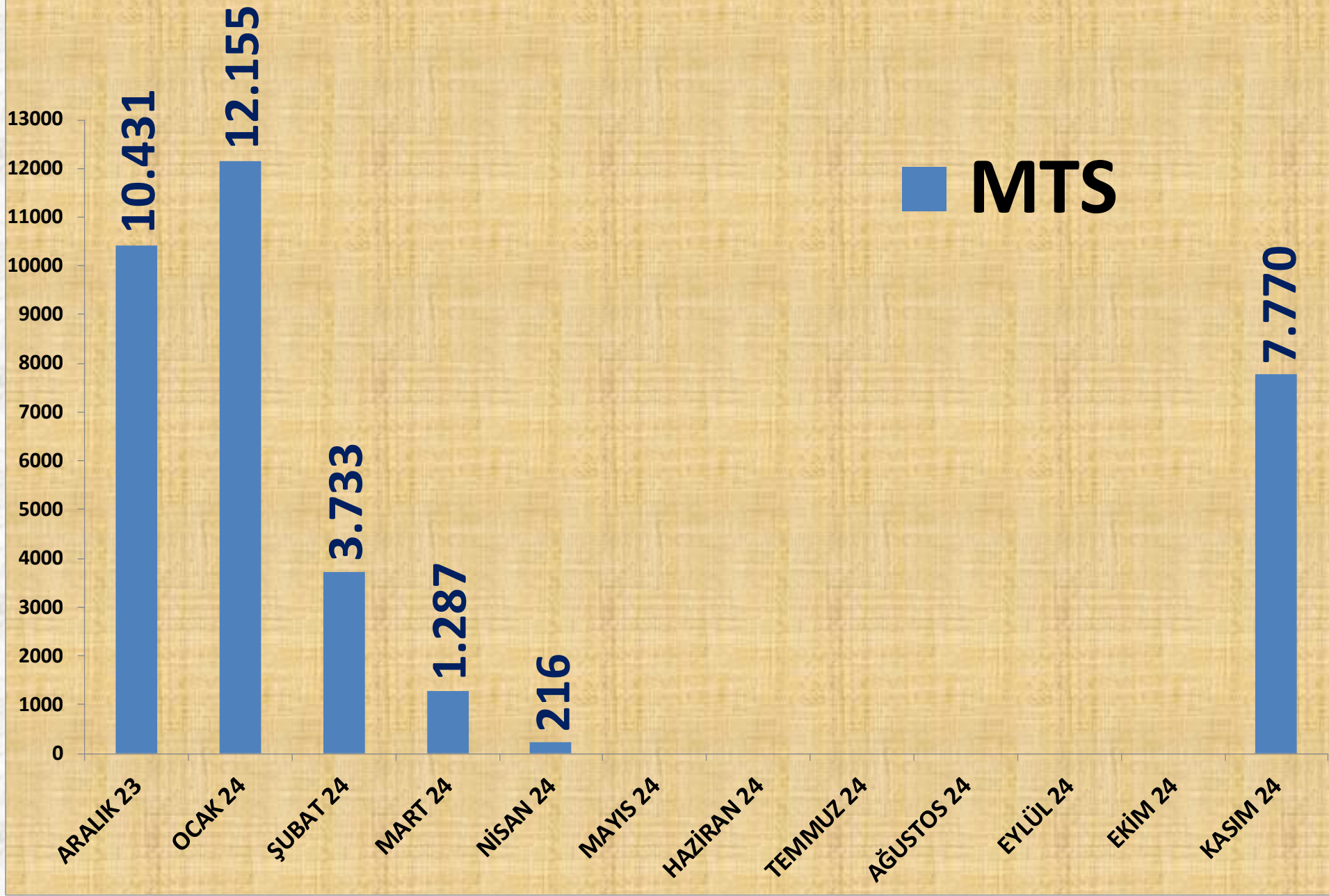
EN ÇOK FİYAT	2022 KASIM	2023 KASIM		2024 KASIM	
MTS	22,69 TL	-19%	18,31 TL	41%	25,80 TL

ORTALAMA FİYAT	2022 KASIM	2023 KASIM		2024 KASIM	
MTS	17,01 TL	-1%	16,83 TL	34%	22,51 TL

AYLIK KÜTLÜ PAMUK FİYAT TRENDİ (TL)



AYLIK KÜTLÜ PAMUK İŞLEM MİKTARI (TON)



NİSAN 24

1%

MART 24

4%

ŞUBAT 24

10%

KASIM 24

22%

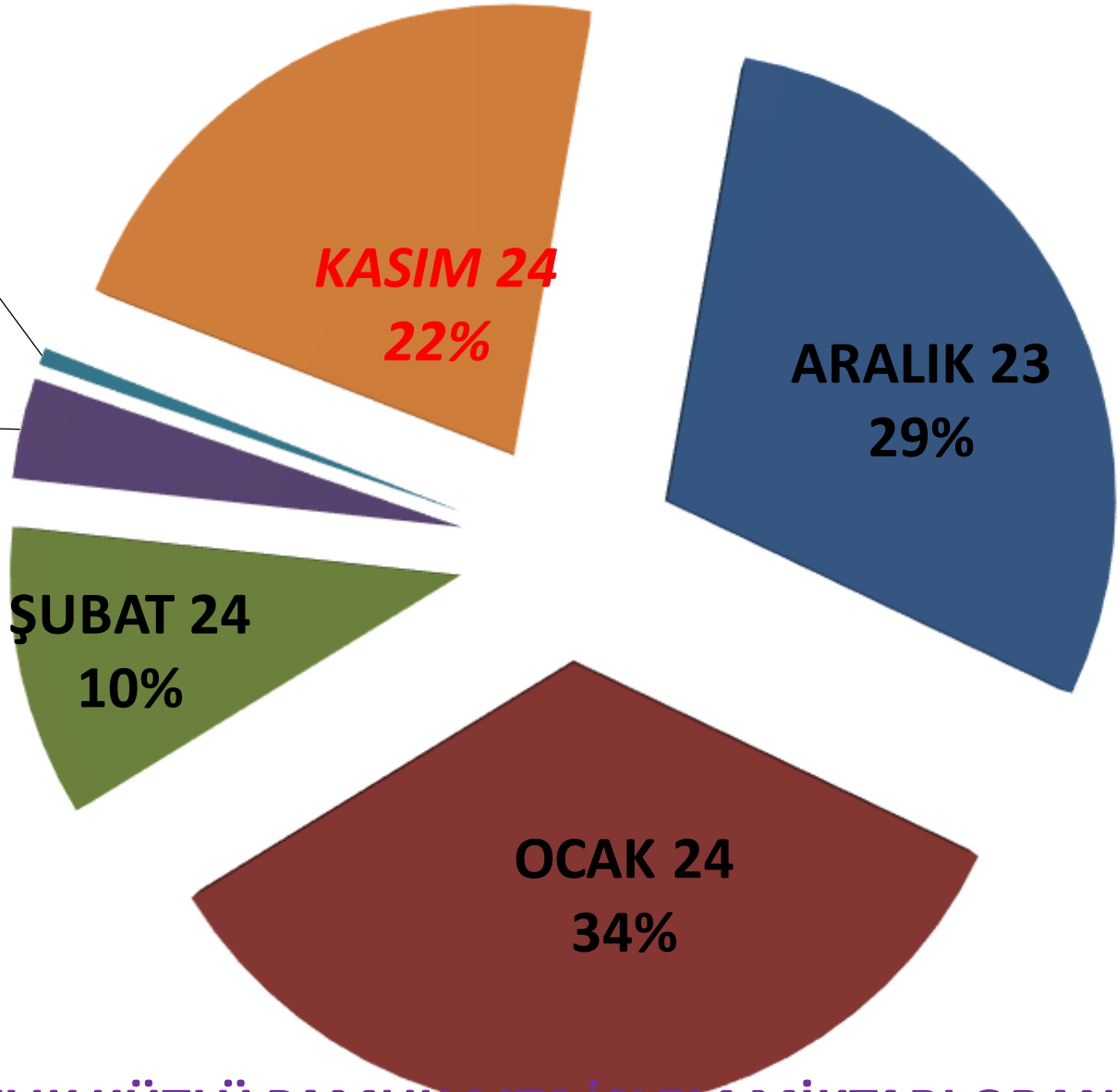
ARALIK 23

29%

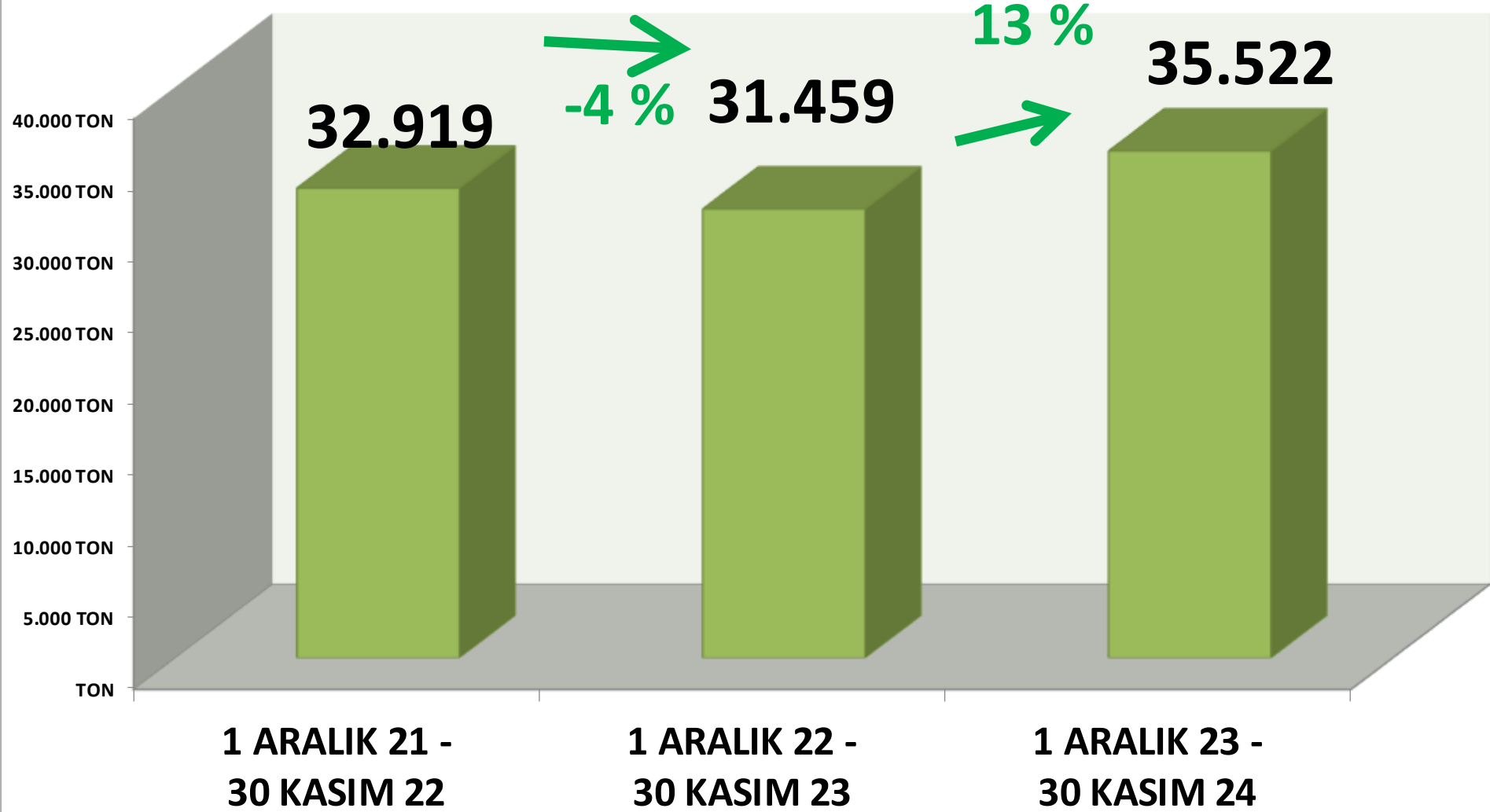
OCAK 24

34%

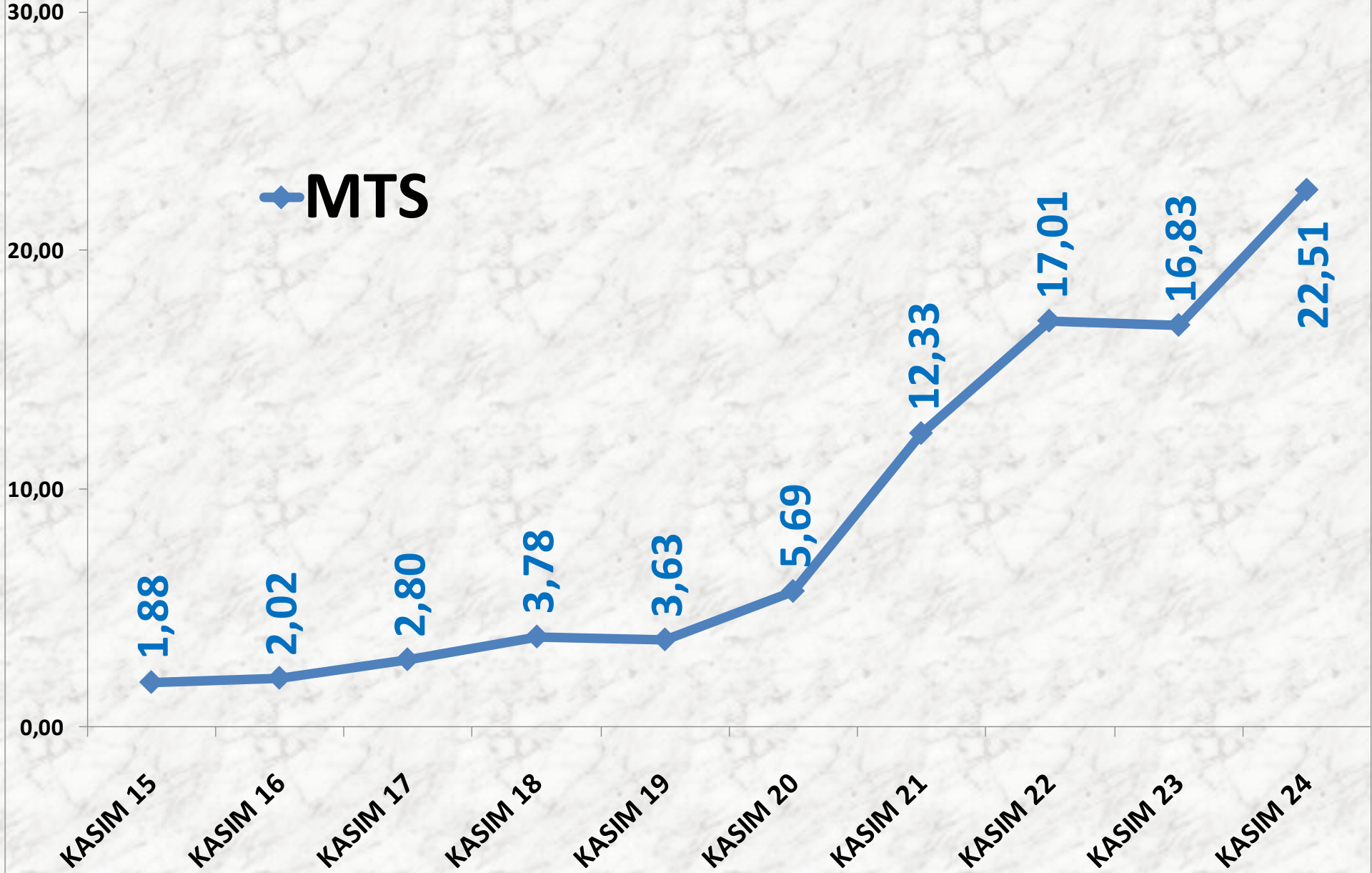
AYLIK KÜTLÜ PAMUK MTS İŞLEM MİKTARI ORANLARI



YILLIK KÜTLÜ PAMUK İŞLEM MİKTARI



KASIM AYLARI ÇİĞİTLİ PAMUK FİYAT TRENDİ (TL)



MAHLIÇ PAMUK

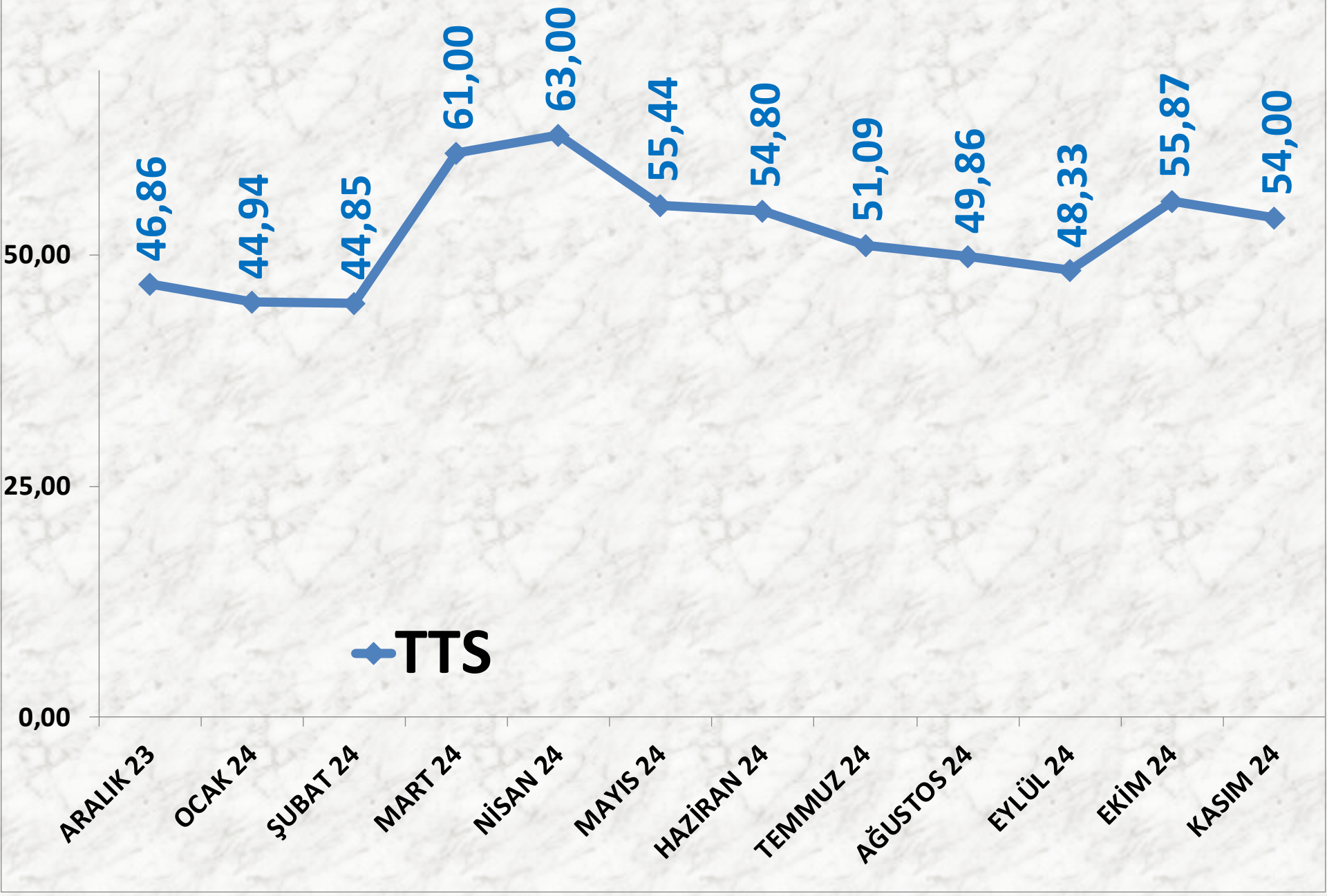
İŞLEM MİKTARI TON	2022 KASIM	2023 KASIM		2024 KASIM	
MTS	378 TON	84%	695 TON	-39%	422 TON

EN AZ FİYAT	2022 KASIM	2023 KASIM		2024 KASIM	
MTS	33,00 TL	21%	40,00 TL	34%	53,50 TL

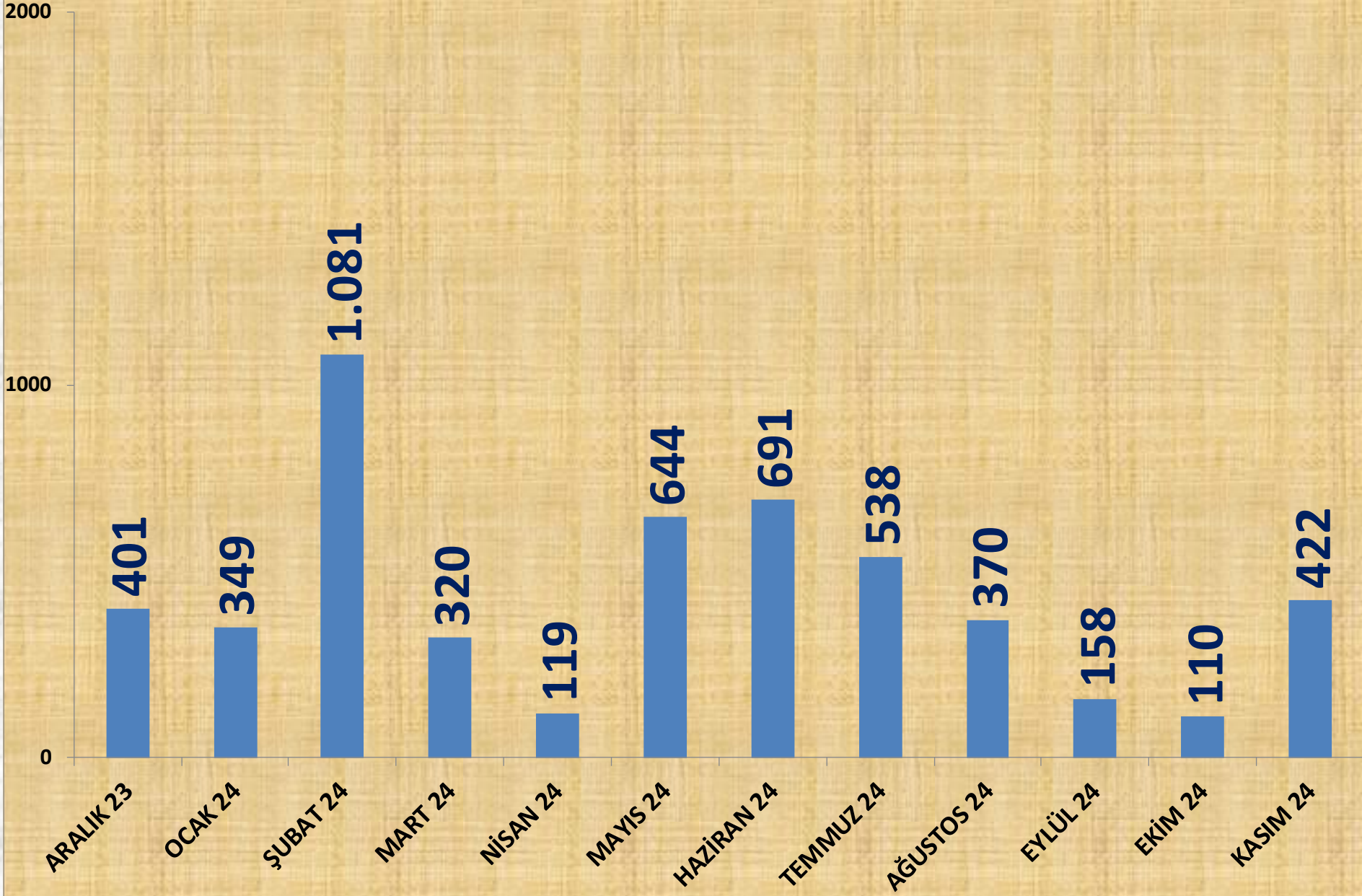
EN ÇOK FİYAT	2022 KASIM	2023 KASIM		2024 KASIM	
MTS	40,00 TL	15%	46,00 TL	18%	54,50 TL

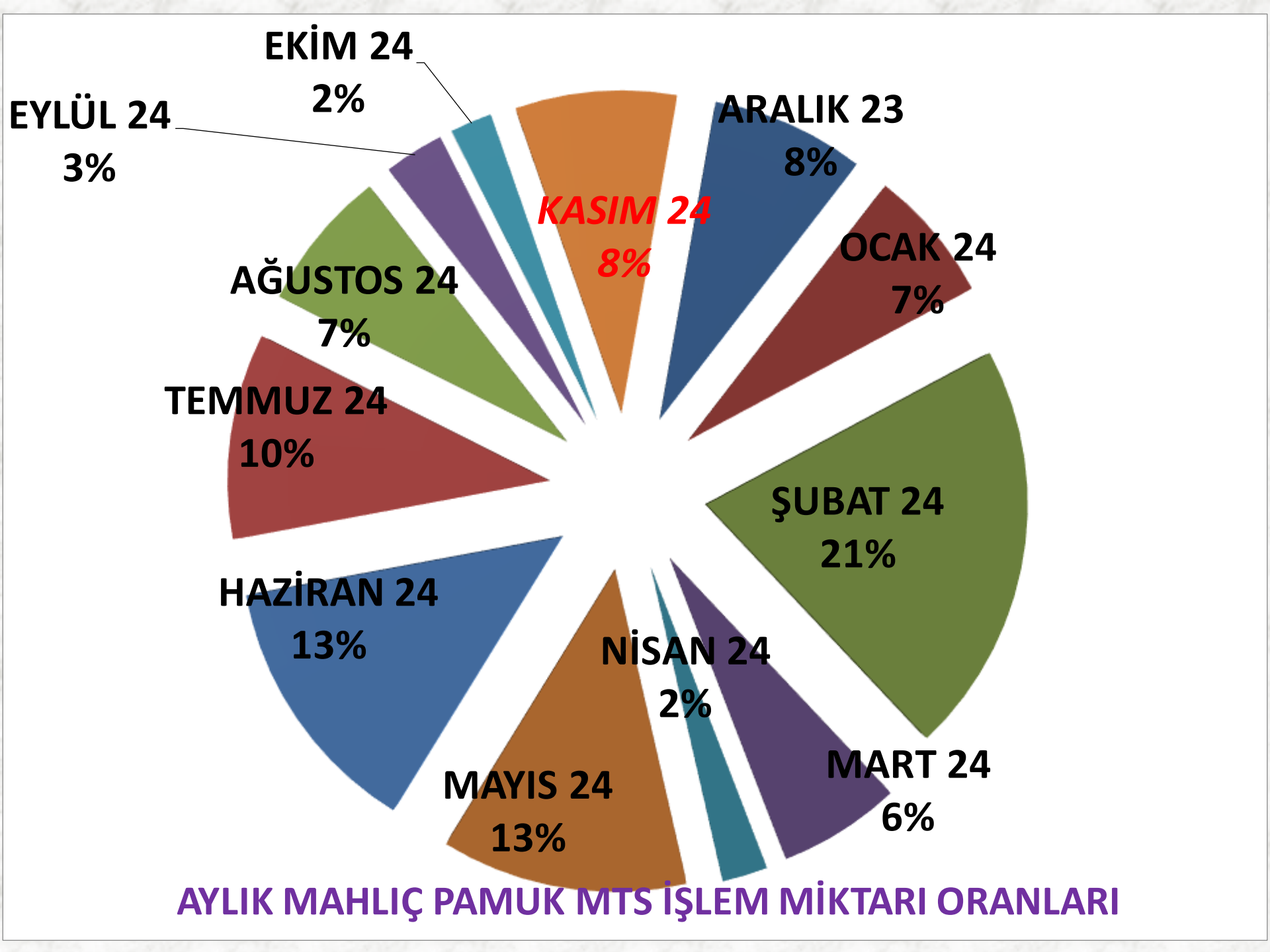
ORTALAMA FİYAT	2022 KASIM	2023 KASIM		2024 KASIM	
MTS	38,15 TL	18%	45,01 TL	20%	54,00 TL

AYLIK MAHLIÇ PAMUK FİYAT TRENDİ (TL)



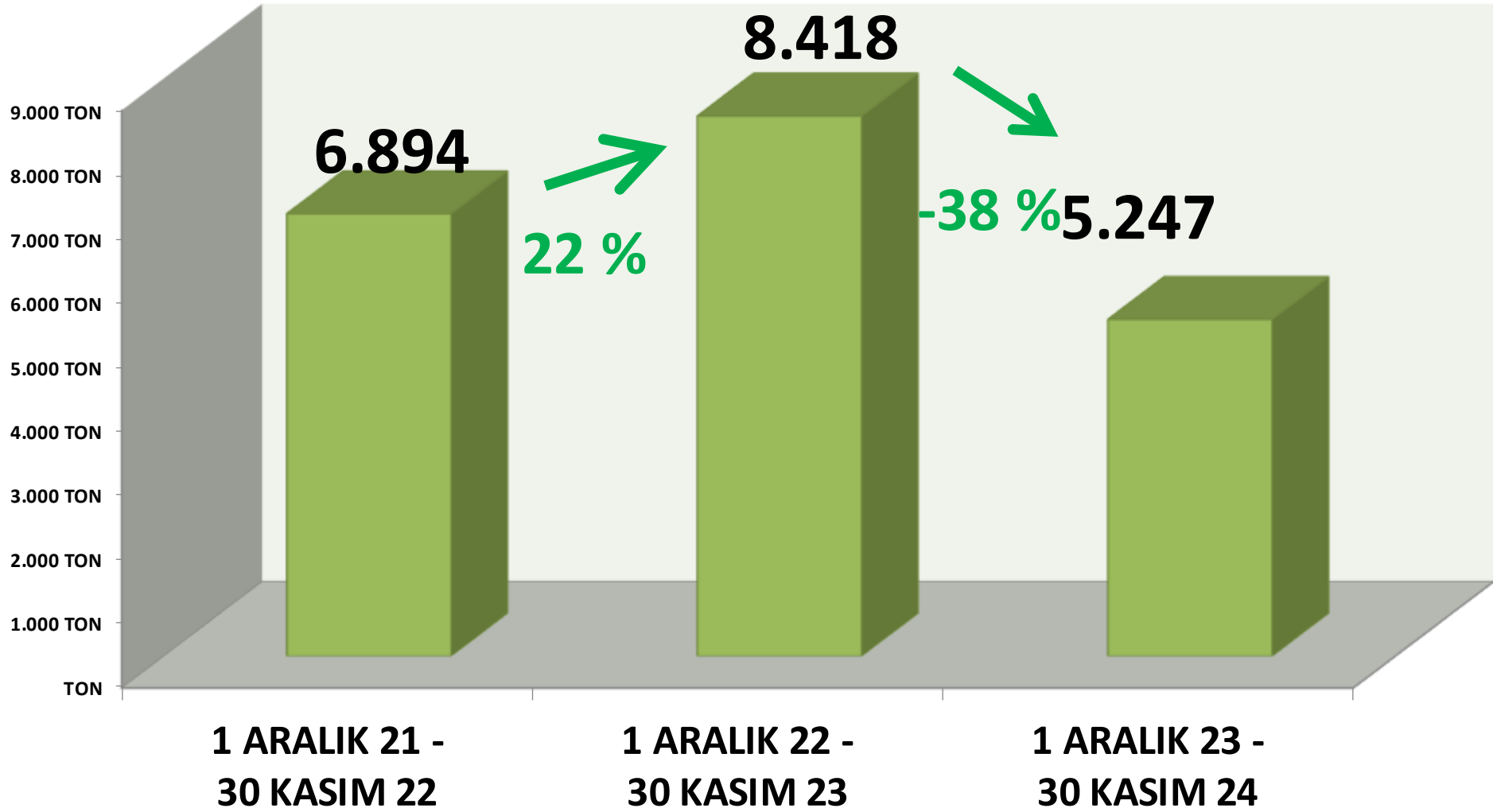
AYLIK MAHLIÇ PAMUK İŞLEM MİKTARI (TON)



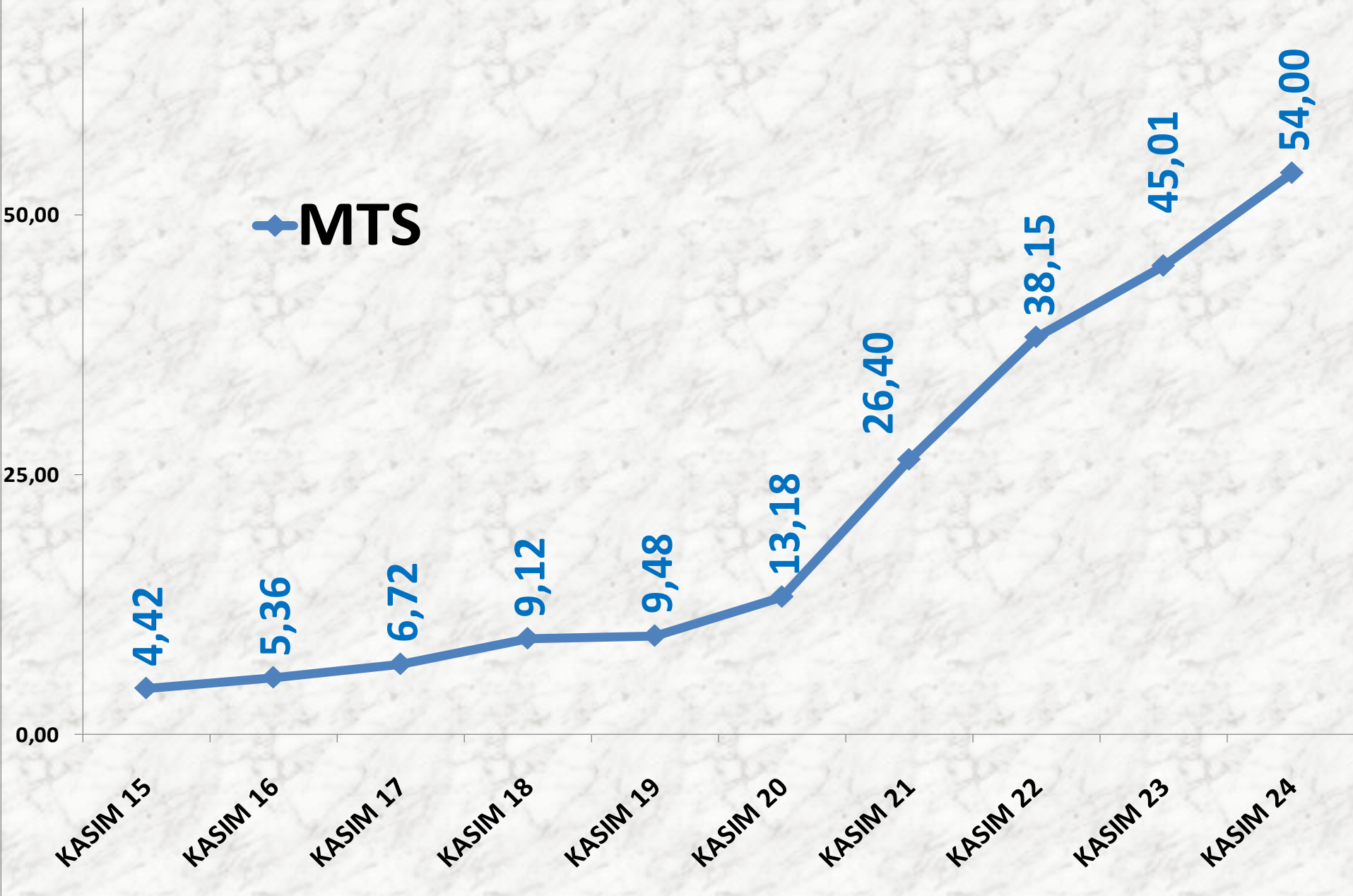


AYLIK MAHLIÇ PAMUK MTS İŞLEM MİKTARI ORANLARI

YILLIK MAHLIÇ PAMUK İŞLEM MİKTARI



KASIM AYLARI MAHLIÇ PAMUK FİYAT TRENDİ (TL)



KEKİK

İŞLEM MİKTARI TON	2022 KASIM	2023 KASIM		2024 KASIM	
MTS	615 TON	141%	1.479 TON	-39%	899 TON
TTS	412 TON	148%	1.022 TON	-17%	846 TON

EN AZ FİYAT	2022 KASIM	2023 KASIM		2024 KASIM	
MTS	24,27 TL	-59%	10,00 TL	300%	40,00 TL
TTS	17,50 TL	-14%	15,00 TL	153%	38,00 TL

EN ÇOK FİYAT	2022 KASIM	2023 KASIM		2024 KASIM	
MTS	35,04 TL	6%	37,25 TL	97%	73,47 TL
TTS	53,03 TL	13%	60,00 TL	75%	105,00 TL

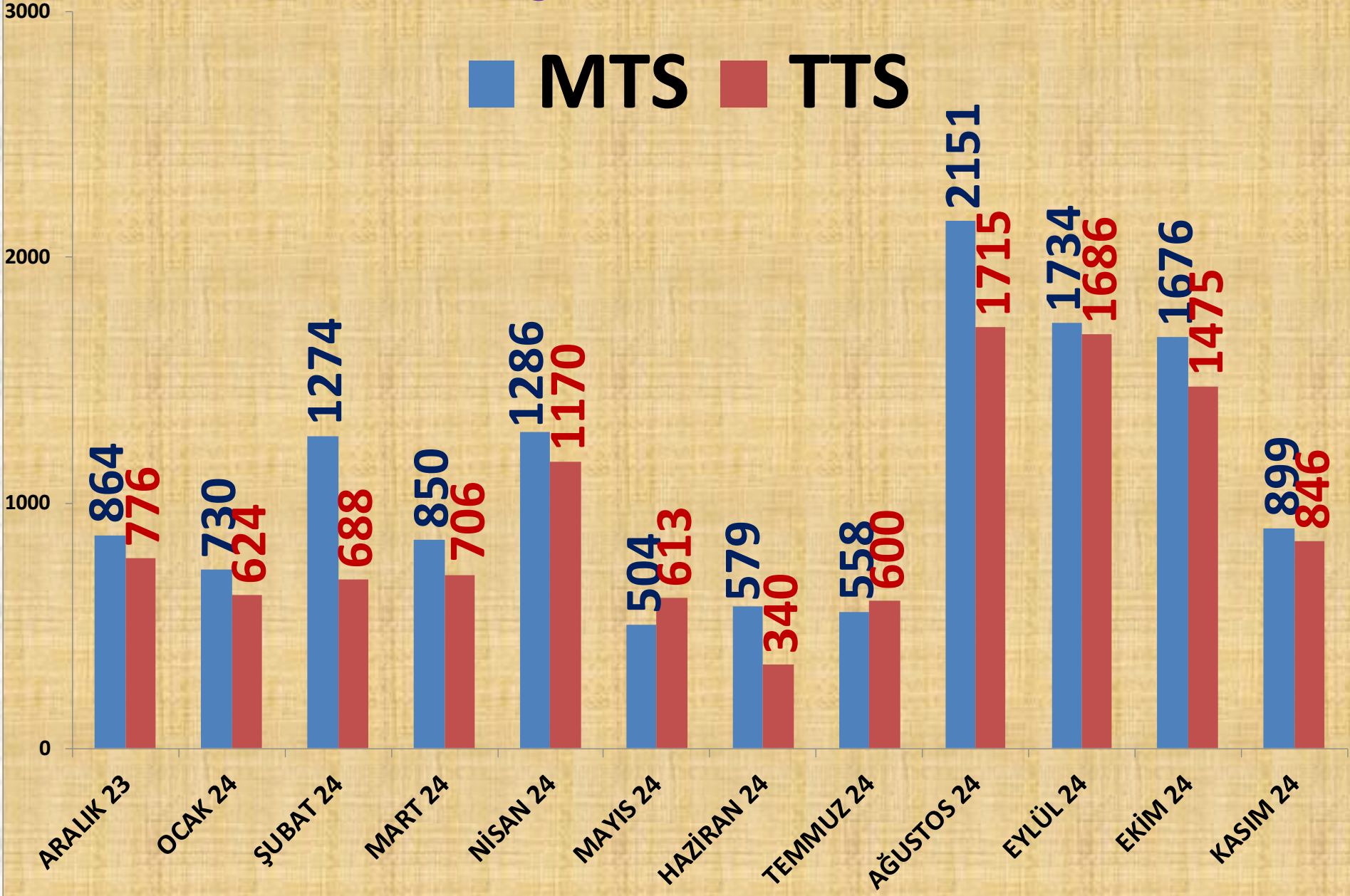
ORTALAMA FİYAT	2022 KASIM	2023 KASIM		2024 KASIM	
MTS	27,01 TL	-25%	20,39 TL	151%	51,09 TL
TTS	29,67 TL	-18%	24,43 TL	144%	59,63 TL

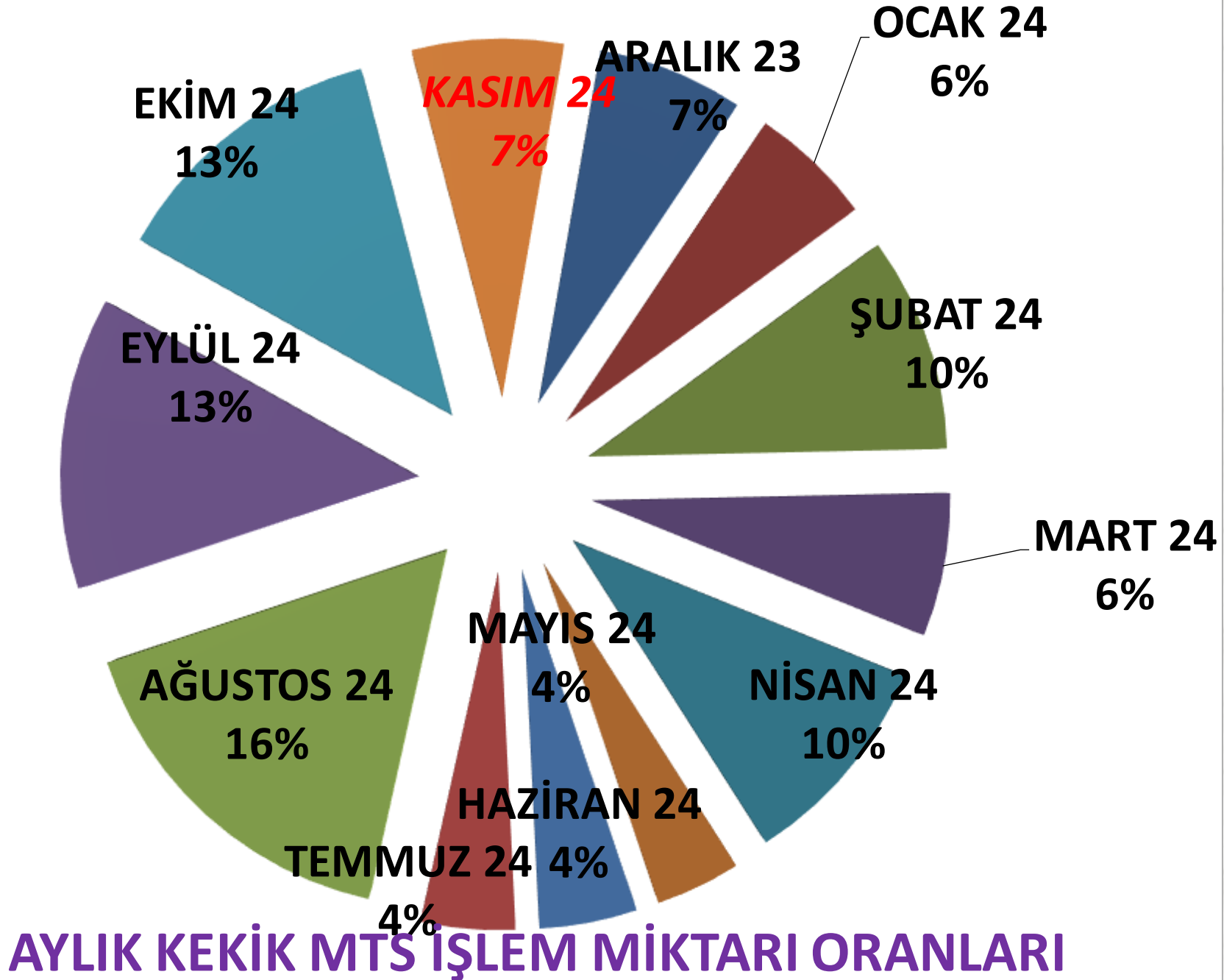
AYLIK KEKİK FİYAT TRENDİ (TL)



AYLIK KEKİK İŞLEM MİKTARI (TON)

■ MTS ■ TTS





■ TTS

YILLIK KEKİK İŞLEM MİKTARI (TON)

■ MTS

12.520

13.105

14.000 TON
12.000 TON
10.000 TON
8.000 TON
6.000 TON
4.000 TON
2.000 TON
TON

1 ARALIK 21 -
30 KASIM 22

1 ARALIK 22 -
30 KASIM 23

1 ARALIK 23 -
30 KASIM 24

5.538

7.226

10.724

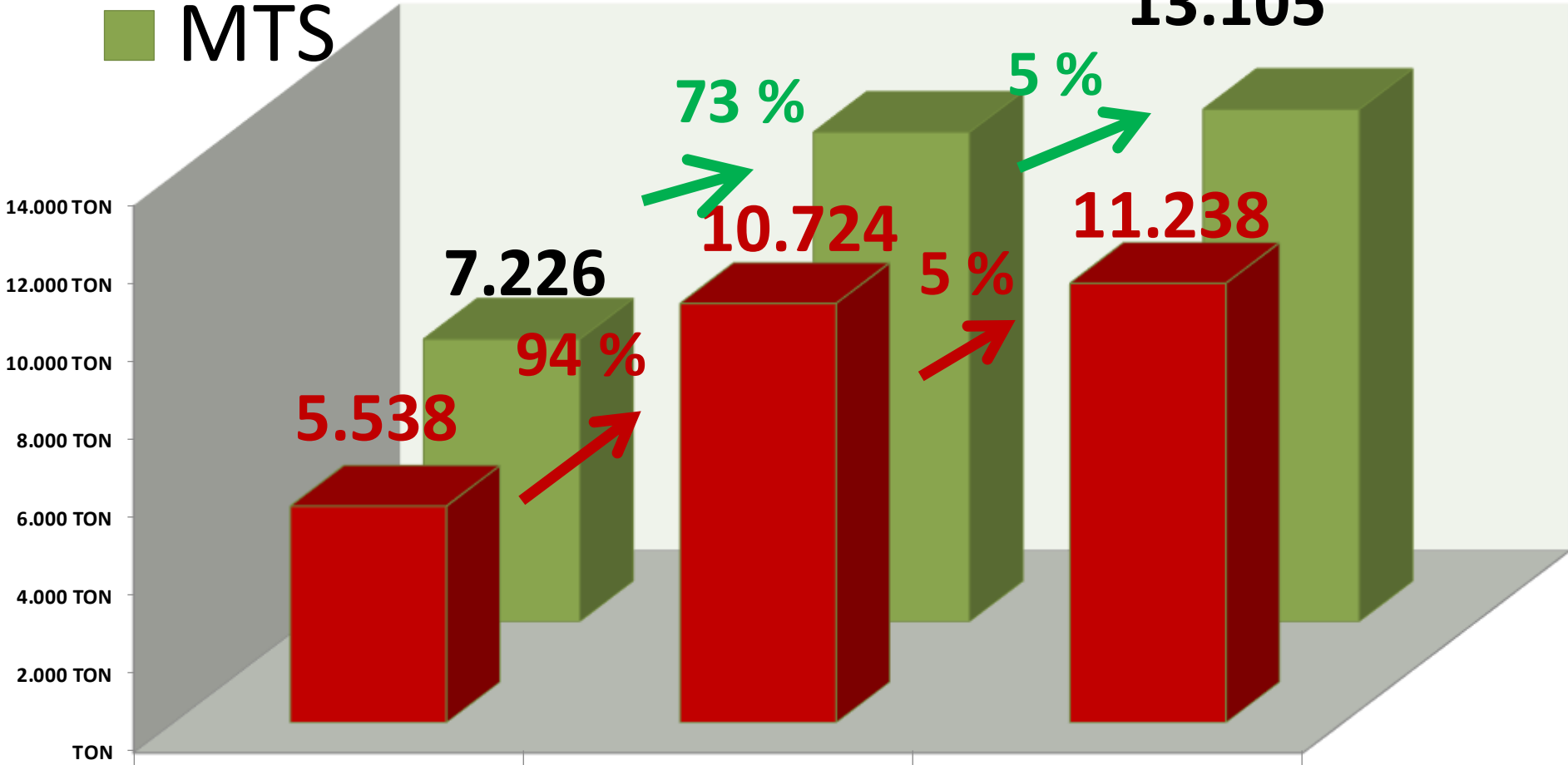
11.238

94 %

73 %

5 %

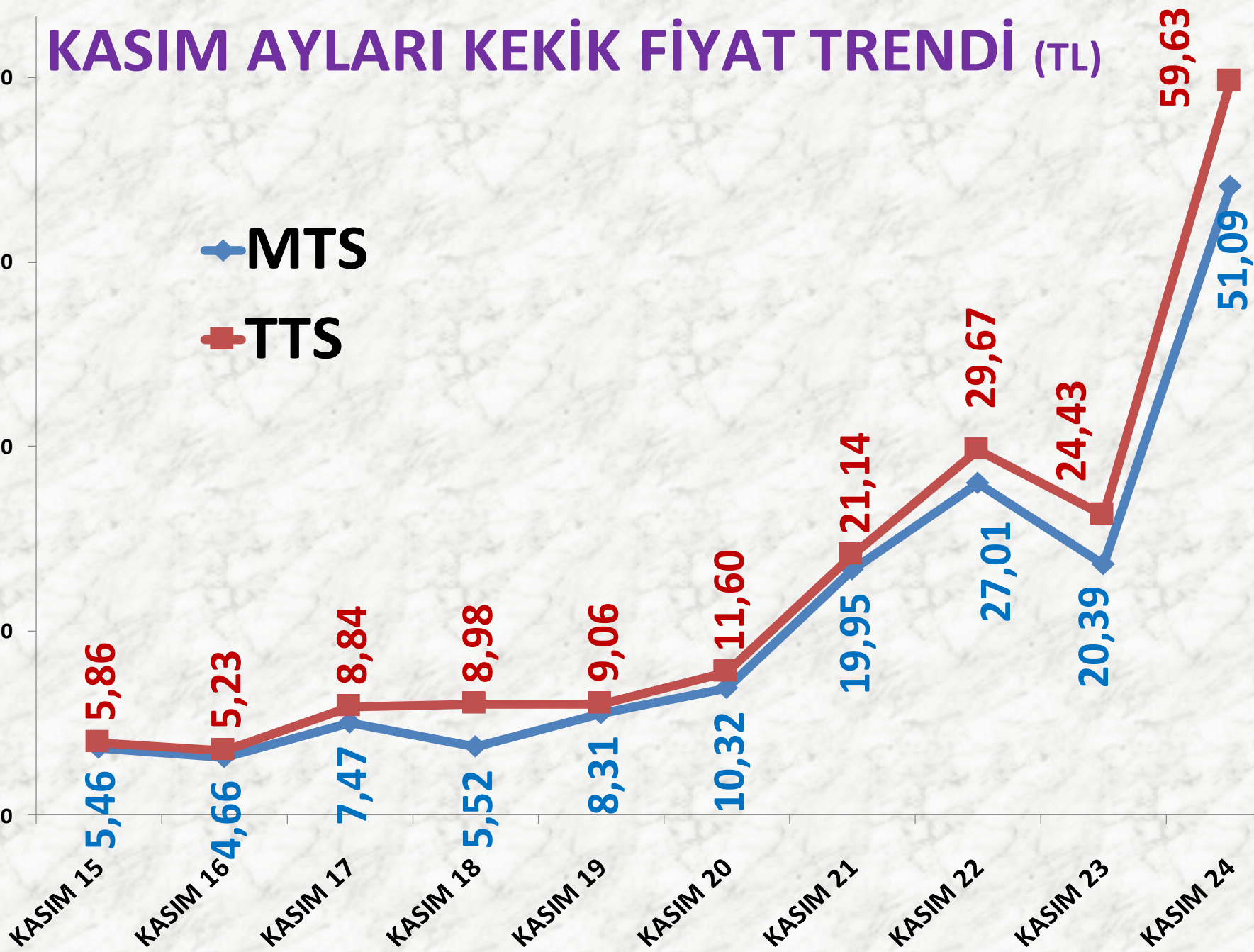
5 %



KASIM AYLARI KEKİK FİYAT TRENDİ (TL)

MTS

TTS



ANASON

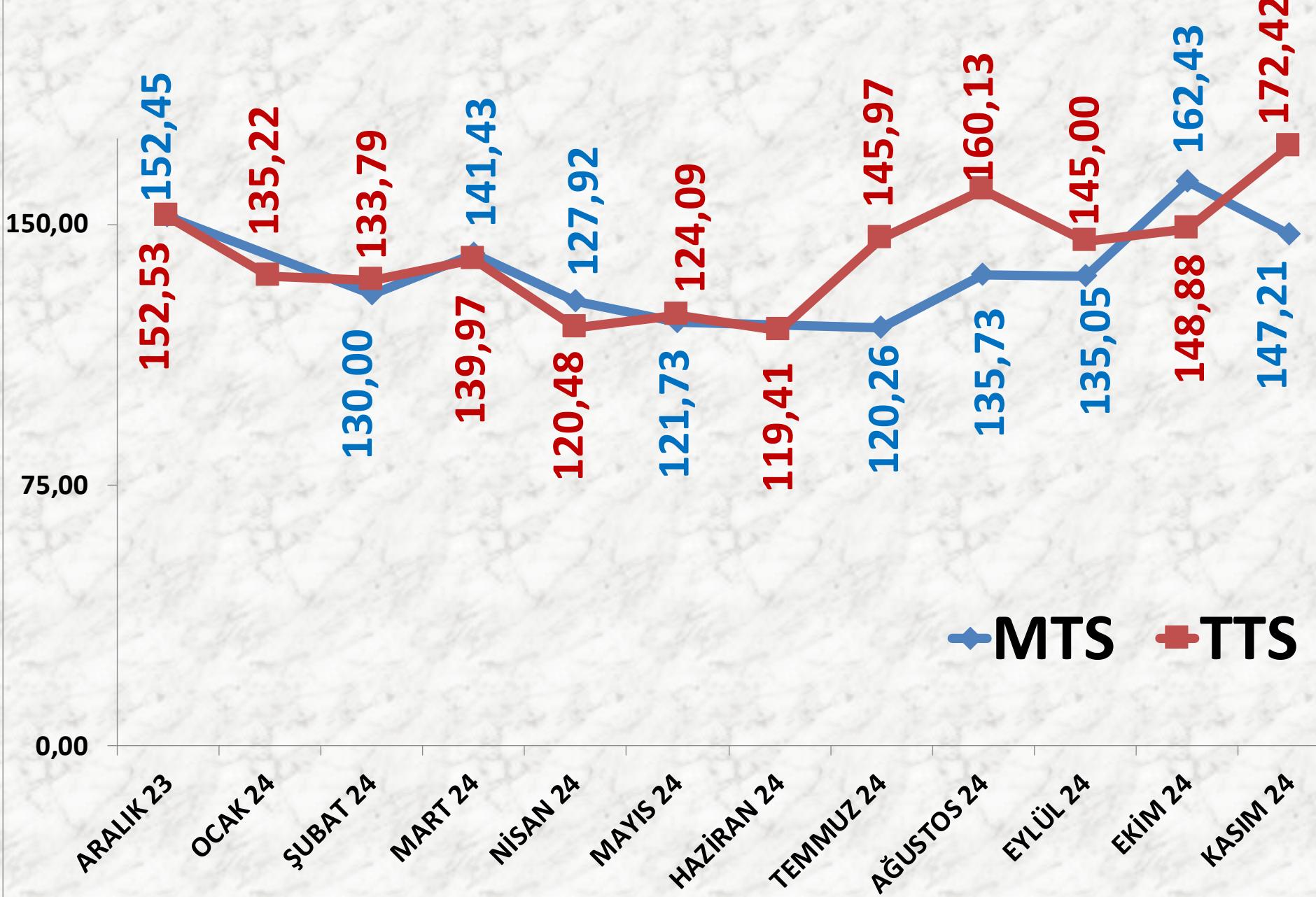
İŞLEM MİKTARI TON	2022 KASIM	2023 KASIM		2024 KASIM	
MTS	174 TON	-74%	45 TON	43%	65 TON
TTS	634 TON	-71%	182 TON	-95%	8 TON

EN AZ FİYAT	2022 KASIM	2023 KASIM		2024 KASIM	
MTS	60,00 TL	123%	133,50 TL	10%	147,00 TL
TTS	57,80 TL	130%	133,00 TL	30%	172,42 TL

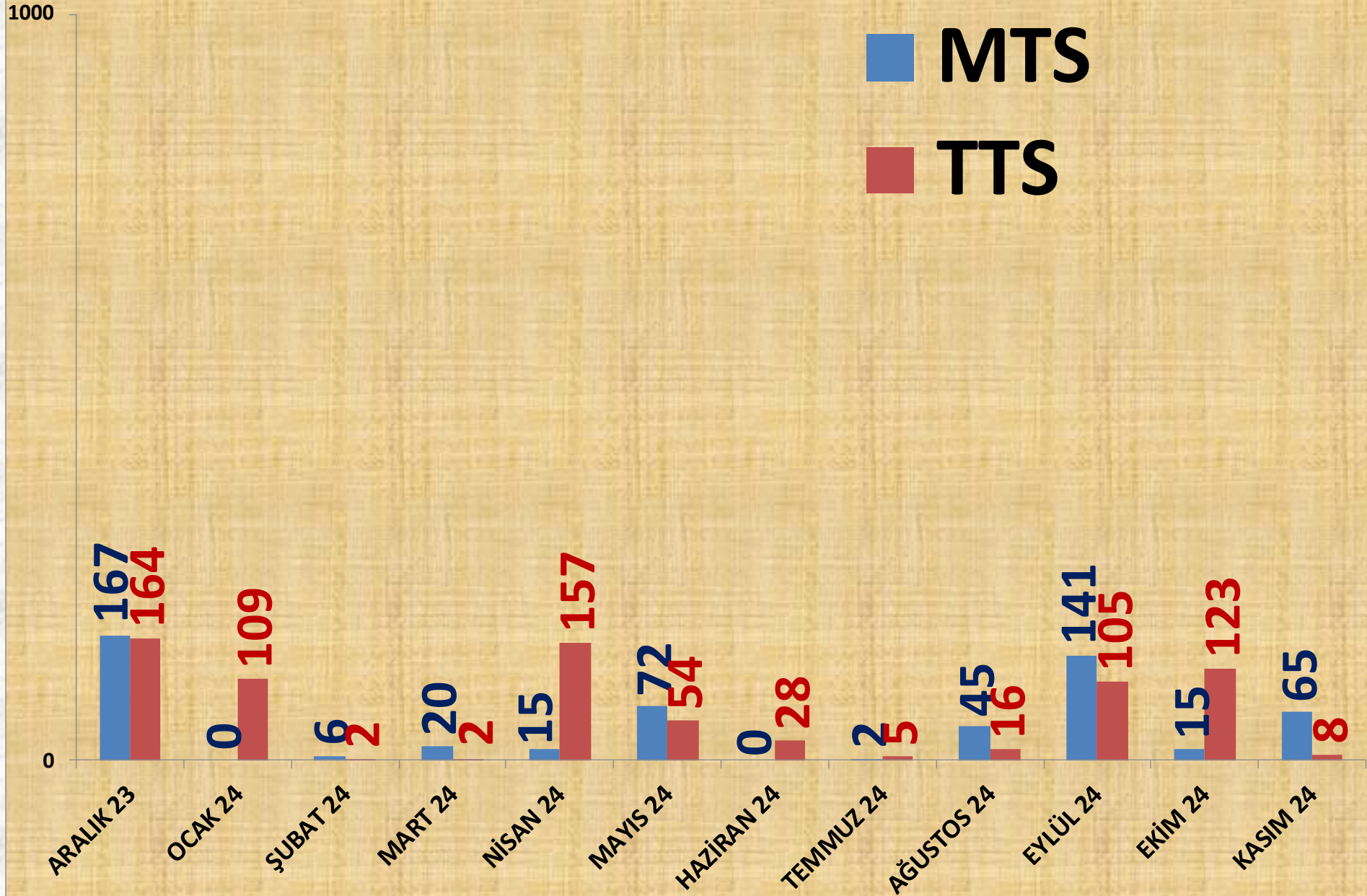
EN ÇOK FİYAT	2022 KASIM	2023 KASIM		2024 KASIM	
MTS	77,50 TL	81%	140,00 TL	8%	151,80 TL
TTS	78,00 TL	86%	145,33 TL	19%	172,42 TL

ORTALAMA FİYAT	2022 KASIM	2023 KASIM		2024 KASIM	
MTS	71,60 TL	94%	138,91 TL	6%	147,21 TL
TTS	67,05 TL	101%	134,76 TL	28%	172,42 TL

AYLIK ANASON FİYAT TRENDİ (TL)



AYLIK ANASON İŞLEM MİKTARI (TON)



TEMMUZ 24 AĞUSTOS 24

0%
HAZİRAN 24

8%

0%

EYLÜL 24
26%

EKİM 24
3%

MAYIS 24
13%

KASIM 24
12%

NİSAN 24
3%

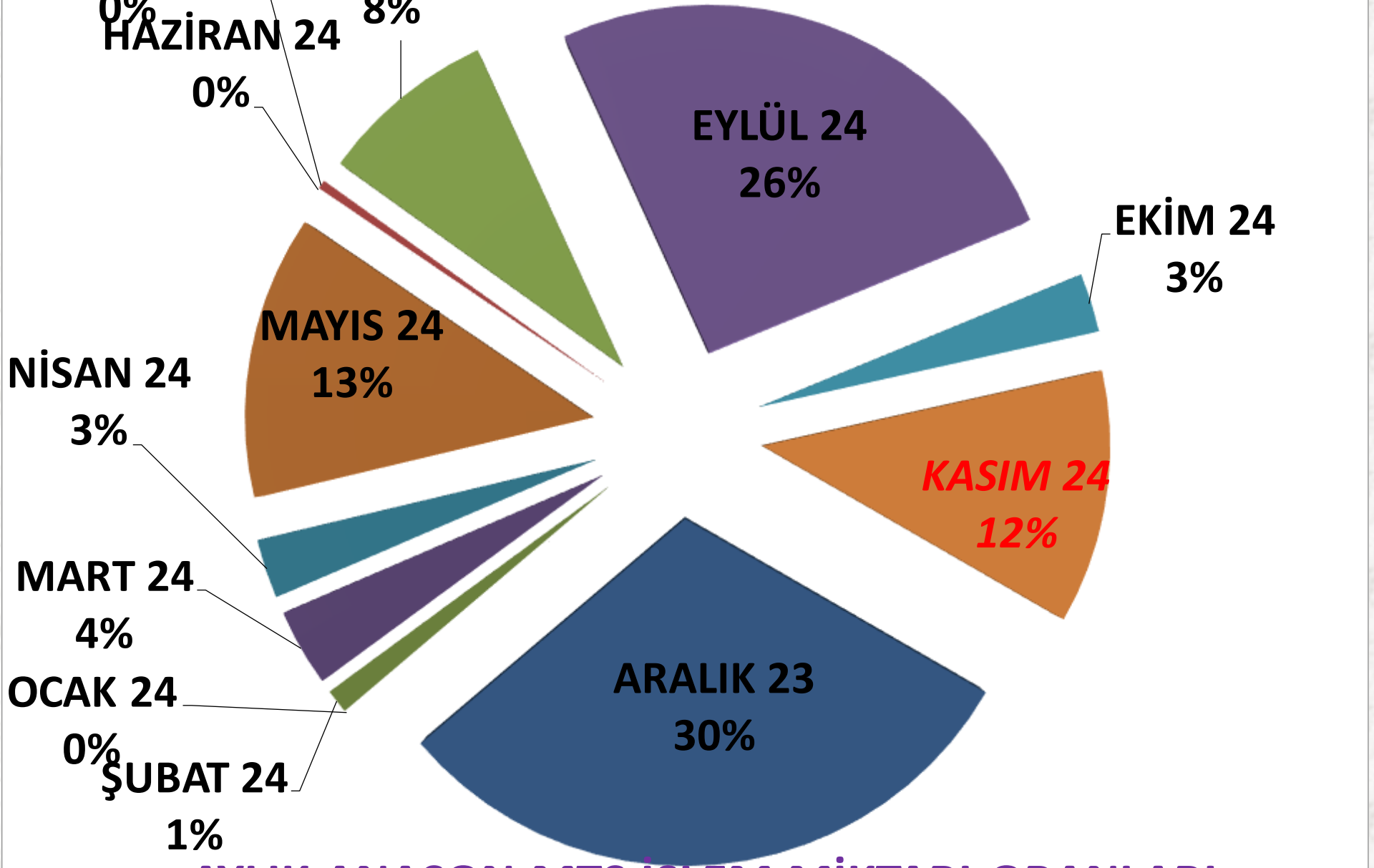
MART 24
4%

OCAK 24

ARALIK 23
30%

0%
ŞUBAT 24
1%

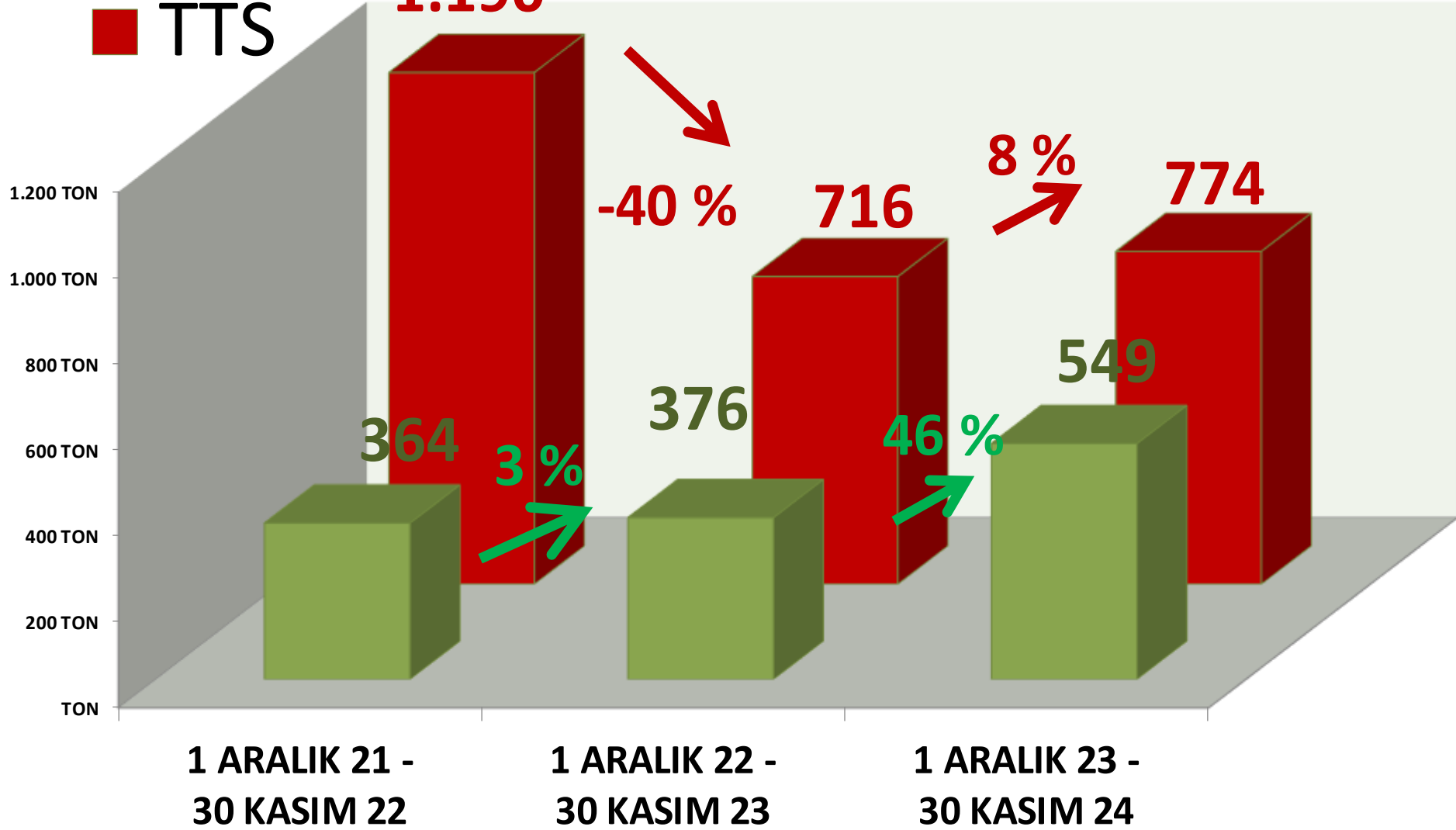
AYLIK ANASON MTS İŞLEM MİKTARI ORANLARI



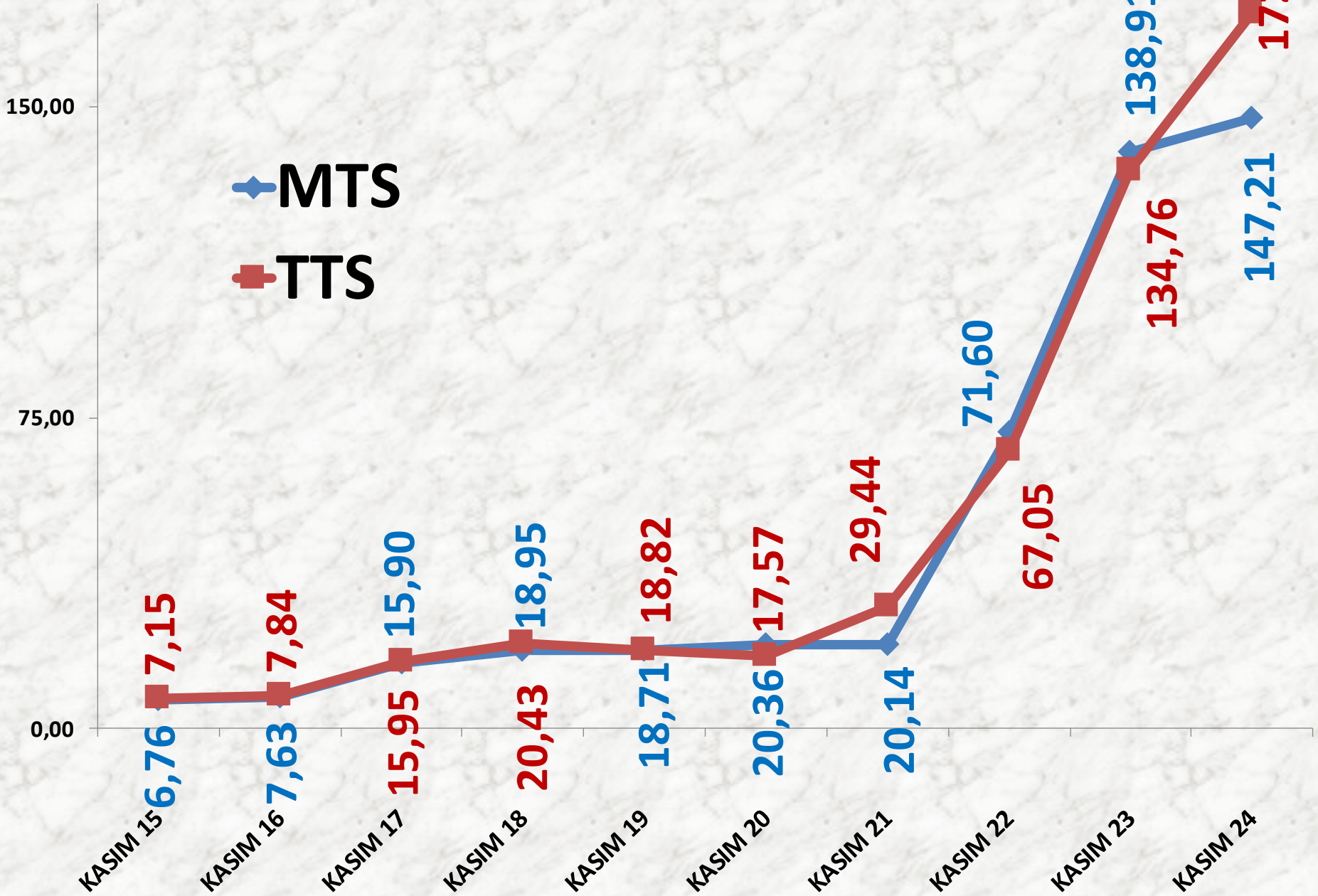
YILLIK ANASON İŞLEM MİKTARI (TON)

■ MTS

■ TTS



KASIM AYLARI ANASON FİYAT TRENDİ (TL)



YAPRAK TÜTÜN

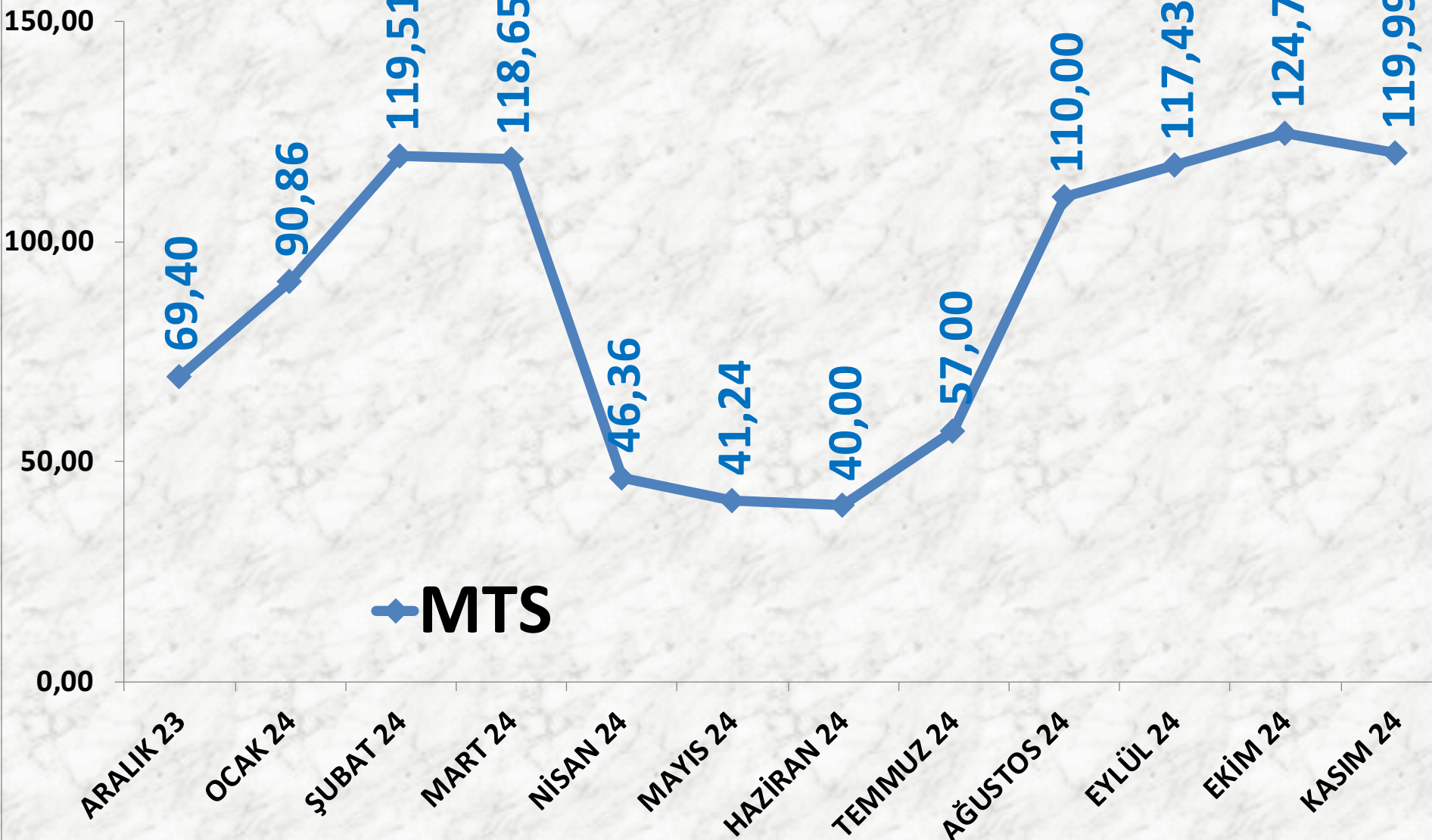
İŞLEM MİKTARI TON	2022 EYLÜL		2023 EYLÜL		2024 EYLÜL	
	MTS	263 TON	-15%	223 TON	242%	763 TON

EN AZ FİYAT	2022 EYLÜL		2023 EYLÜL		2024 EYLÜL	
	MTS	34,74 TL	29%	44,90 TL	-11%	40,00 TL

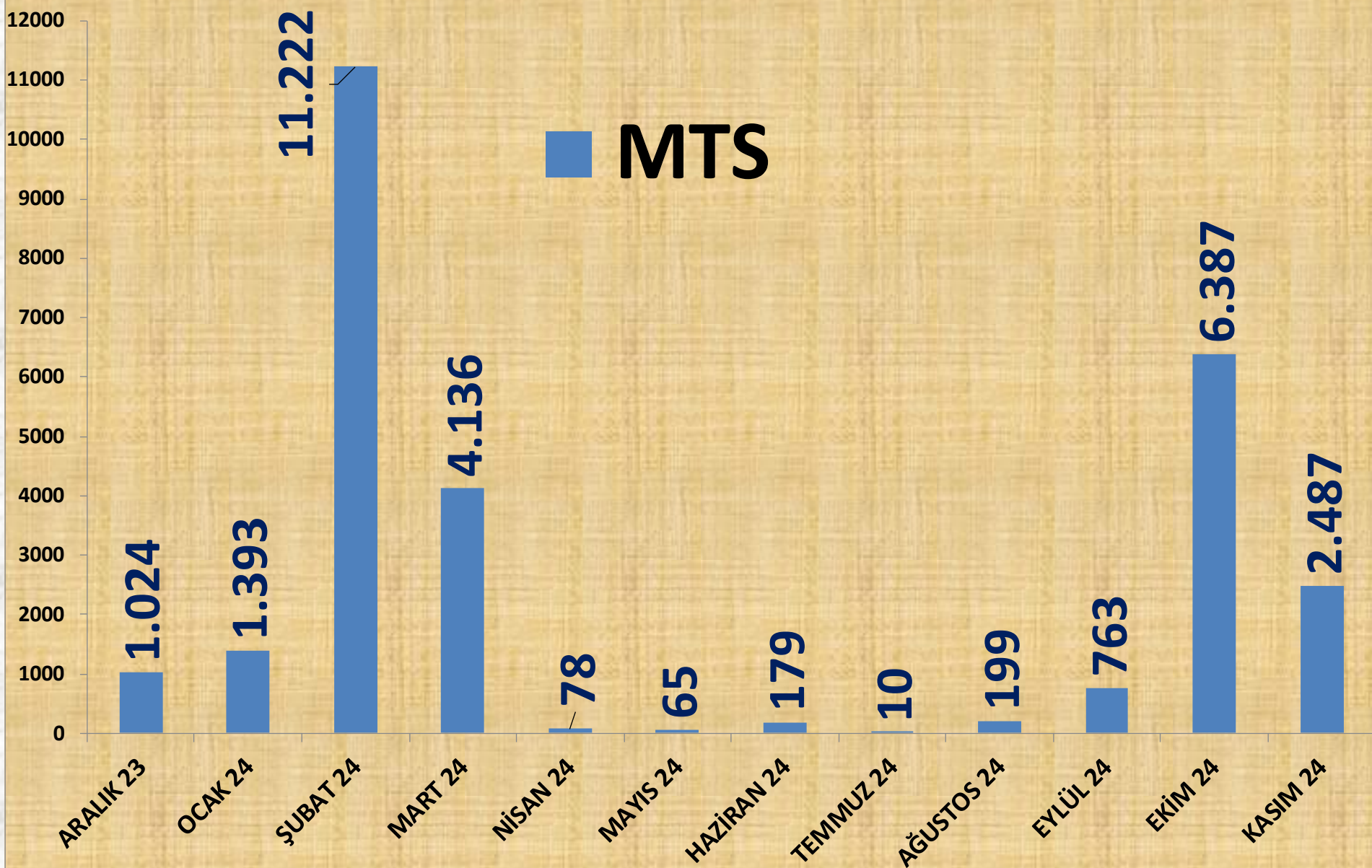
EN ÇOK FİYAT	2022 KASIM		2023 KASIM		2024 KASIM	
	MTS	57,50 TL	100%	115,00 TL	57%	180,00 TL

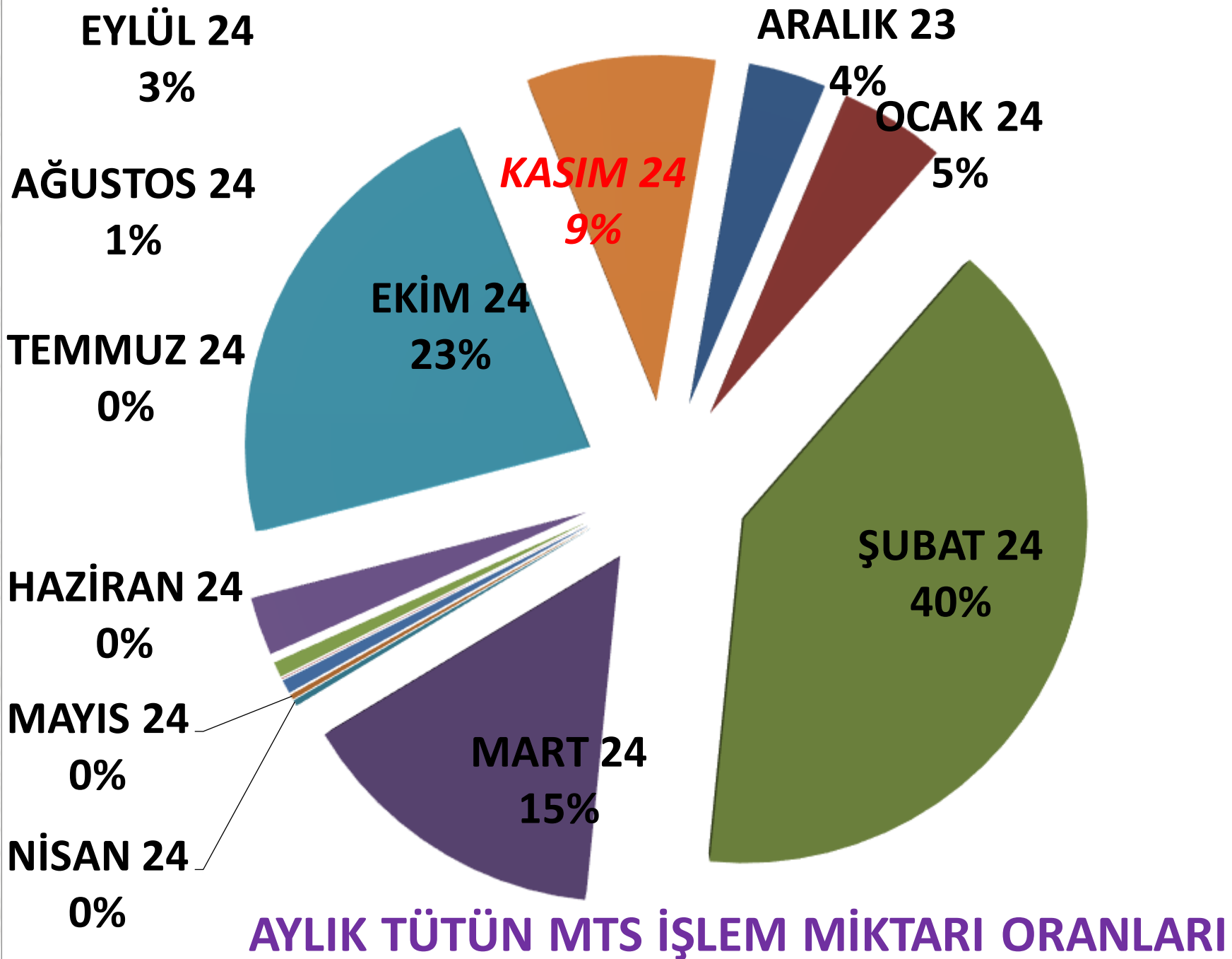
ORTALAMA FİYAT	2022 KASIM		2023 KASIM		2024 KASIM	
	MTS	43,85 TL	75%	76,53 TL	57%	119,99 TL

AYLIK TÜTÜN FİYAT TRENDİ (TL)

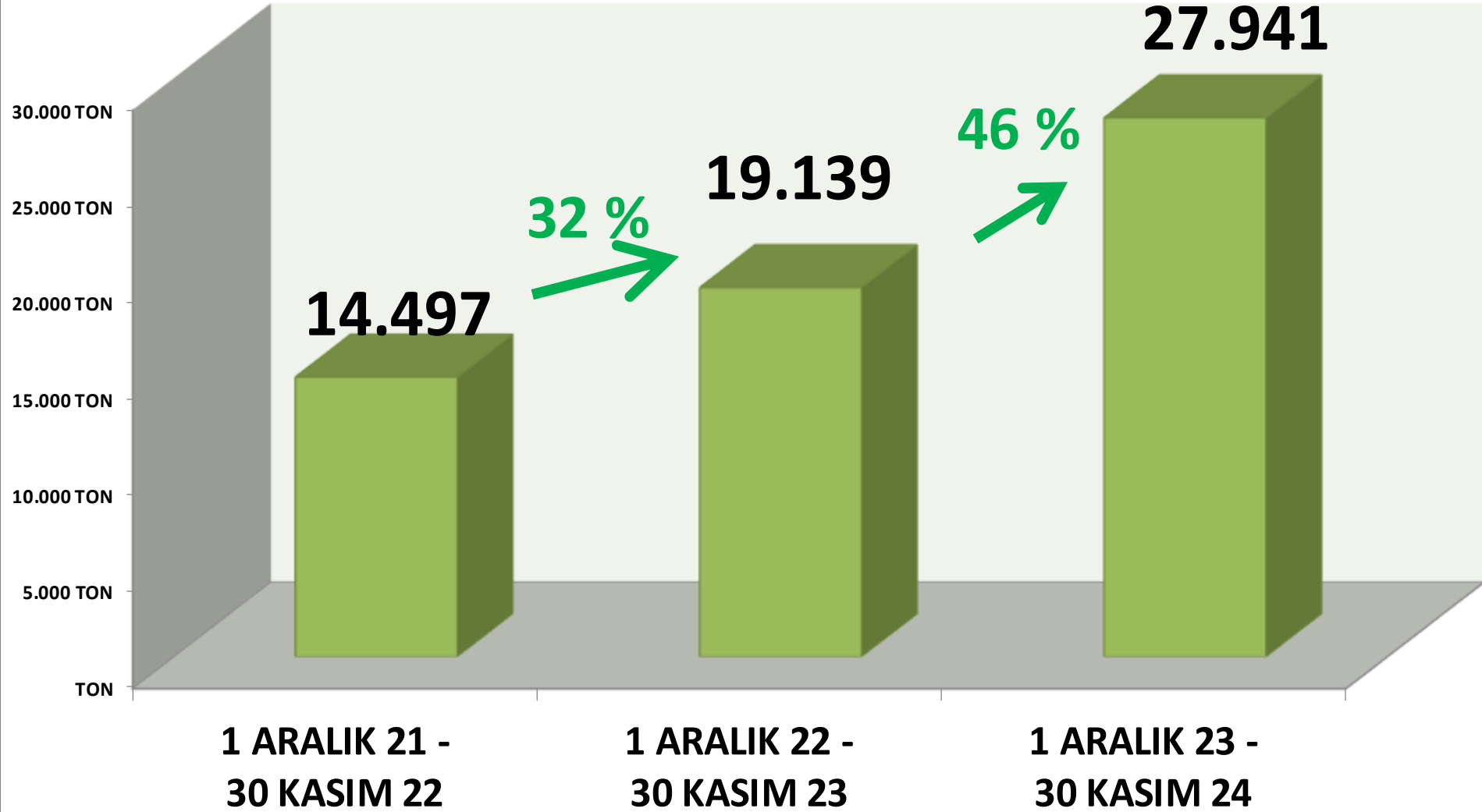


AYLIK TÜTÜN İŞLEM MİKTARI (TON)



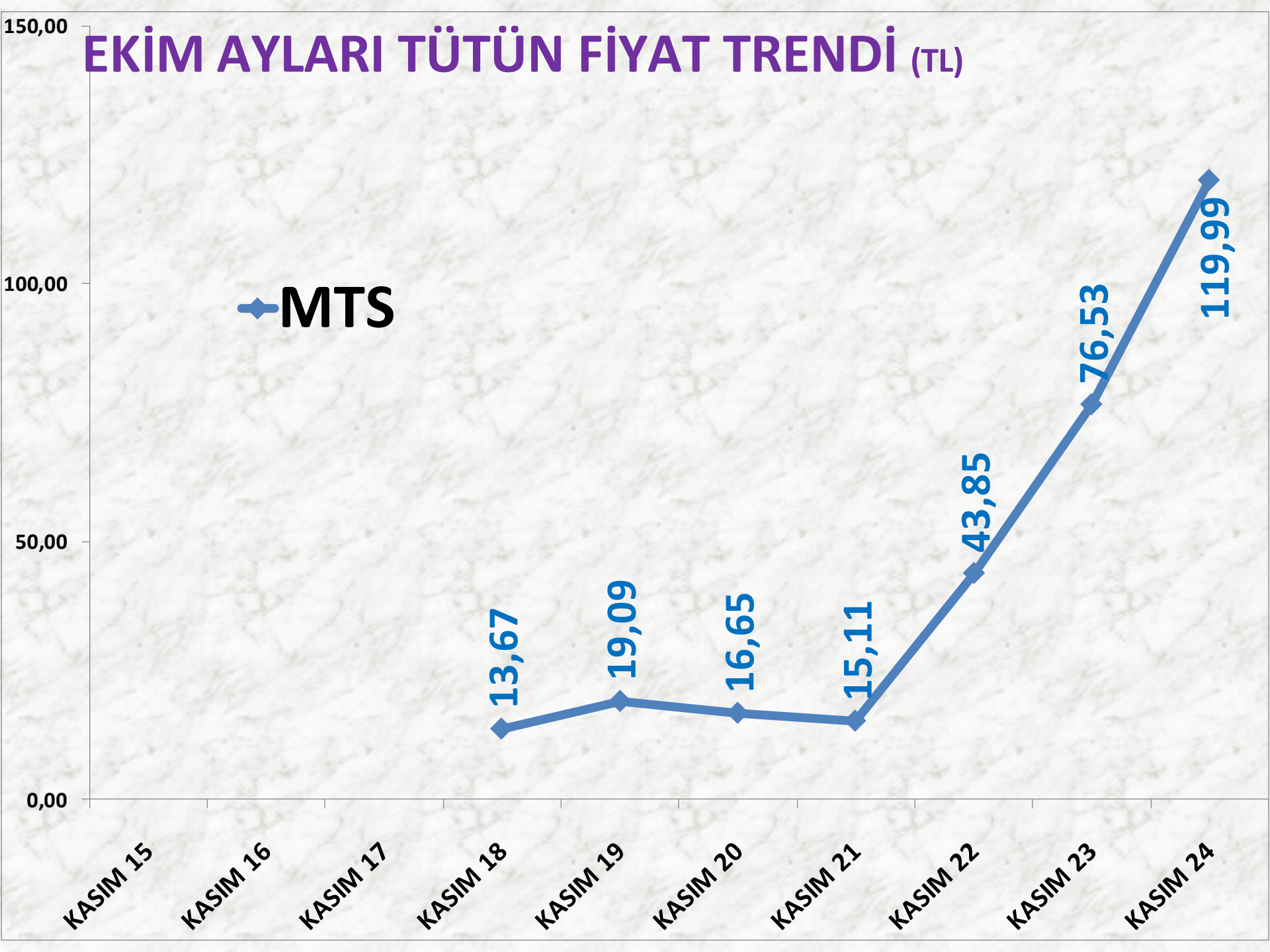


YILLIK TÜTÜN İŞLEM MİKTARI (TON)



EKİM AYLARI TÜTÜN FİYAT TRENDİ (TL)

◆ MTS



KASAPLIK CANLI HAYVAN

BÜYÜKBAŞ İŞLEM MİKTARI

İŞLEM MİKTARI ADET	2022 KASIM	2023 KASIM		2024 KASIM	
MTS	2.004 ADET	-28%	1.440 ADET	28%	1.841 ADET
TTS	677 ADET	-43%	383 ADET	89%	724 ADET

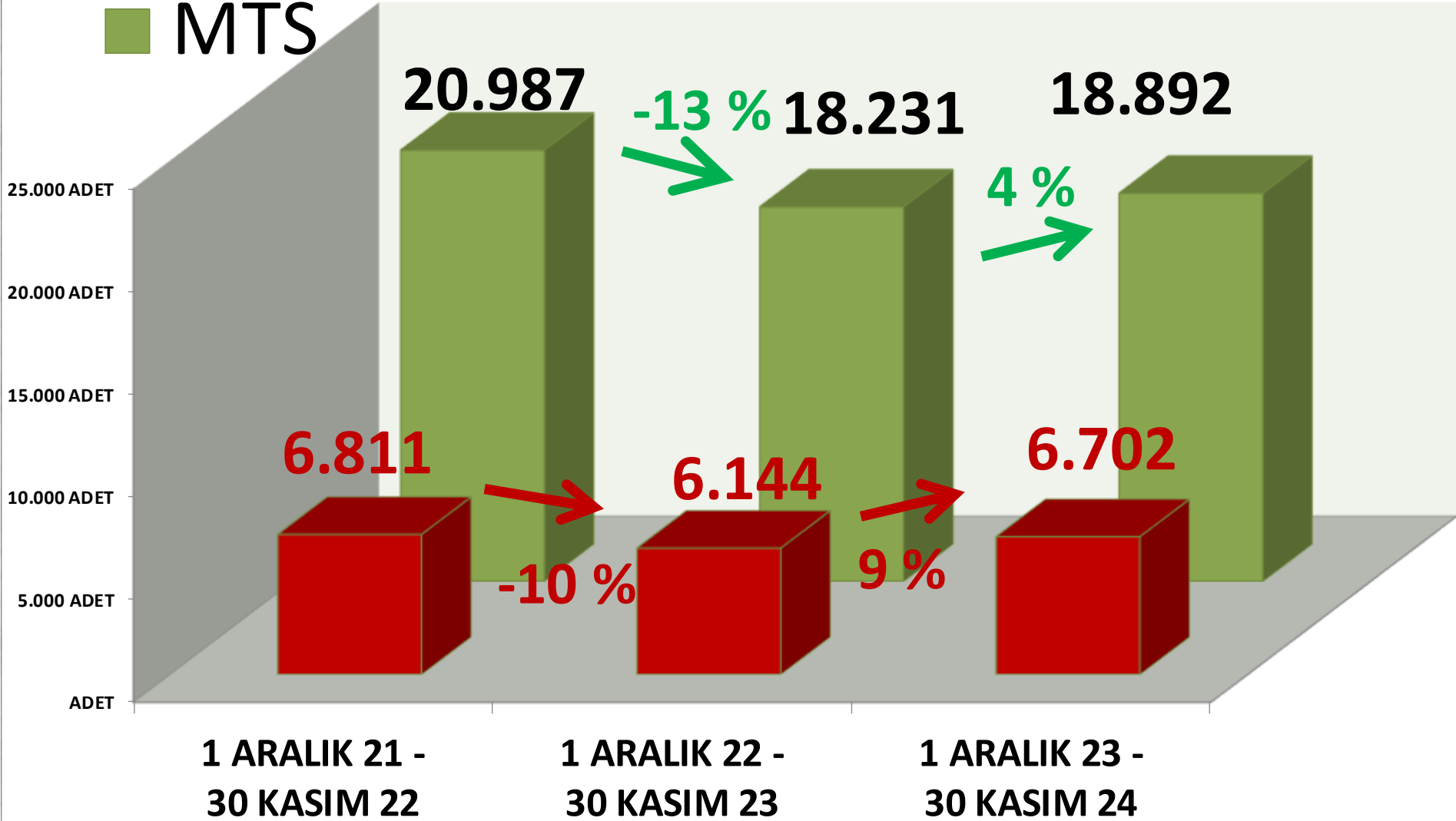
KÜÇÜKBAŞ İŞLEM MİKTARI

İŞLEM MİKTARI ADET	2022 KASIM	2023 KASIM		2024 KASIM	
MTS	3.916 ADET	40%	5.465 ADET	16%	6.329 ADET
TTS	201 ADET	33%	267 ADET	222%	860 ADET

■ TTS

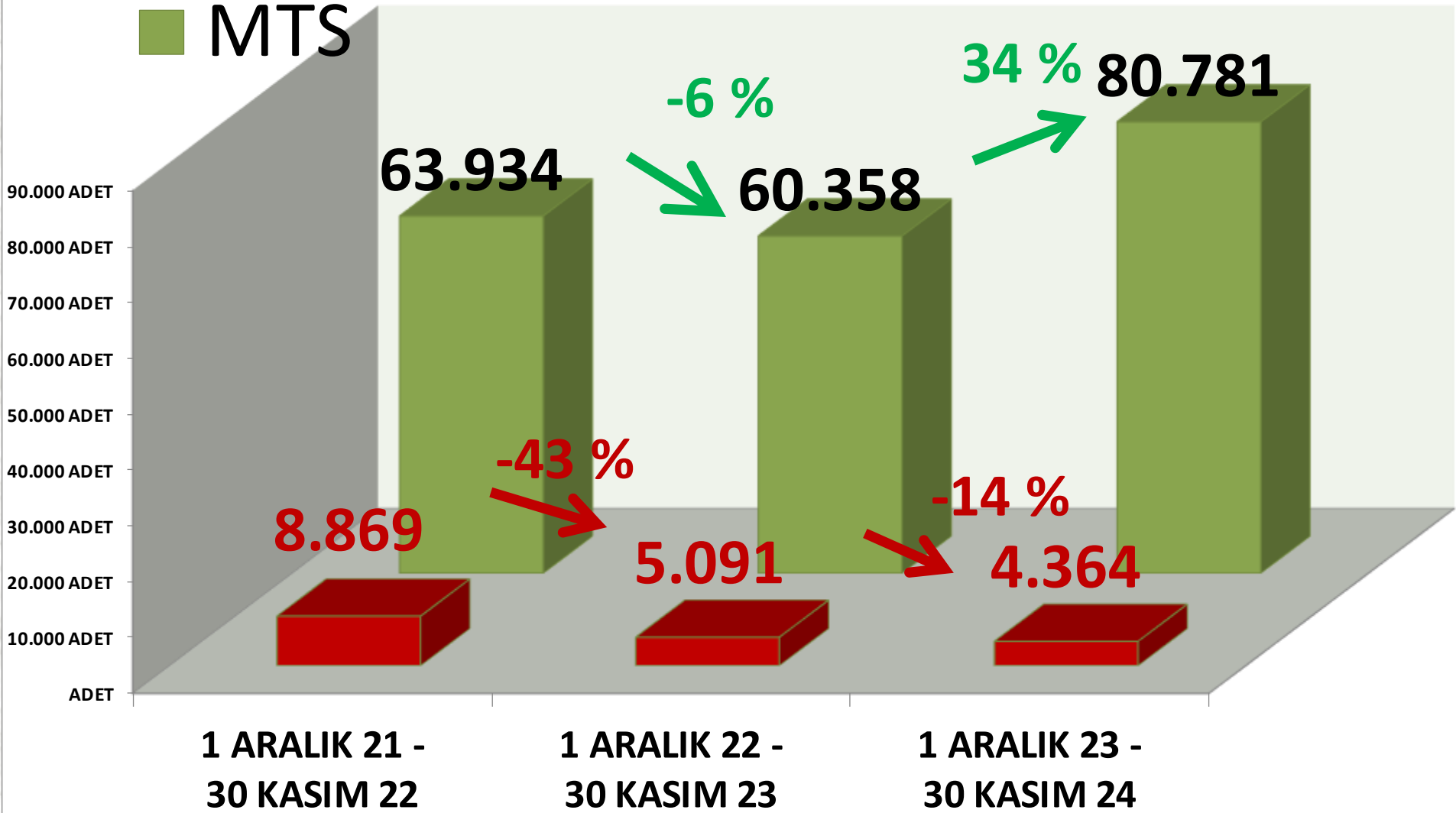
YILLIK BÜYÜKBAŞ İŞLEM MİKTARI (TON)

■ MTS



■ TTS YILLIK KÜÇÜKBAŞ İŞLEM MİKTARI (TON)

■ MTS





DINLEDİĞİNİZ İÇİN
TEŞEKKÜR EDERİM

RECEP MENGİ

