

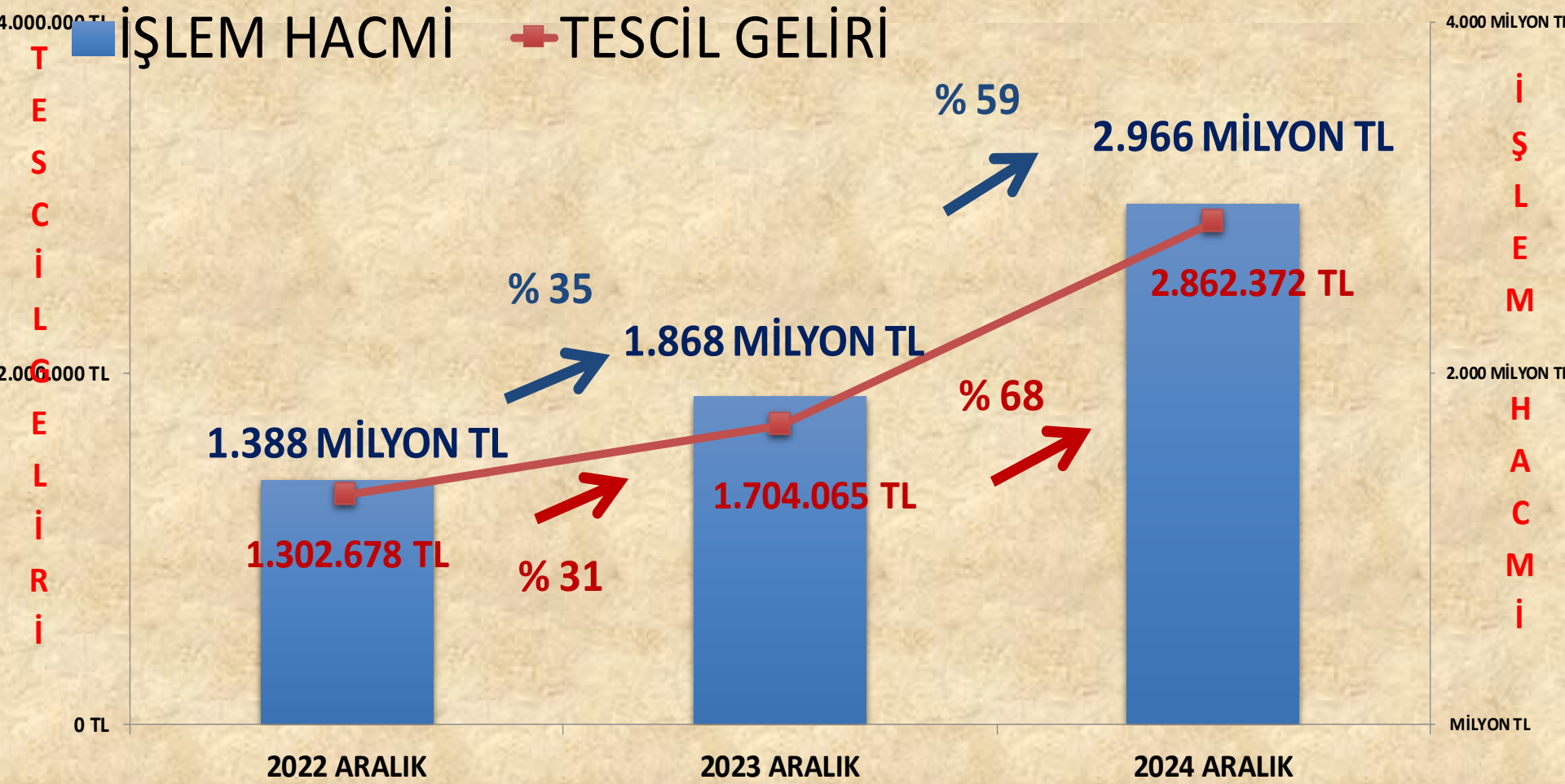


ARALIK 2024 TESCİL SUNUMU



İŞLEM HACMİ VE TESCİL GELİRİ VERİLERİ

	2022 ARALIK		2023 ARALIK		2024 ARALIK
İŞLEM HACMİ	1.388 MİLYON TL	35%	1.868 MİLYON TL	59%	2.966 MİLYON TL
TESCİL GELİRİ	1.302.678 TL	31%	1.704.065 TL	68%	2.862.372 TL



2023 ARALIK

ÜRÜN GRUBU	Miktar(kg./lt/adet)	Tutar(TL)
BAKLIYAT VE MAMÜLLERİ	756.362	31.396.993
BİTKİSEL YAĞLAR	0	0
KOTASYON DIŐI ÜRÜNLER	48.374.293	690.320.761
HAM DERİLER VE BAĞIRSAKLAR	9.884	134.950
HAYVANSAL YAĞLAR	55	12.100
HUBUBAT .	92.756.933	469.196.603
HUBUBAT MAMÜLLERİ	313.064	1.994.210
KASAPLIK CANLI HAYVANLAR	10.043	145.532.365
KURU MEYVELER	1.411.482	91.508.659
ORMAN MAHSÜLLERİ	322.771	4.597.977
TEKSTİL HAMMADDELERİ	10.832.333	202.534.885
YAĞLI TOHUMLAR	8.703.635	230.843.330
<u>TOPLAM</u>	163.490.854	1.868.072.833

2024 ARALIK

ÜRÜN GRUBU	Miktar(kg./lt/adet)	Tutar(TL)
BAKLİYAT VE MAMÜLLERİ	526.421	28.404.976
BİTKİSEL YAĞLAR	167	50.403
KOTASYON DIŞI ÜRÜNLER	44.128.032	1.196.779.668
HAM DERİLER VE BAĞIRSAKLAR	9.536	161.116
HAYVANSAL YAĞLAR	0	0
HUBUBAT .	44.192.590	378.693.405
HUBUBAT MAMÜLLERİ	151.095	2.151.991
KASAPLIK CANLI HAYVANLAR	8.606	291.989.142
KURU MEYVELER	1.560.449	142.500.996
ORMAN MAHSÜLLERİ	303.295	12.790.230
TEKSTİL HAMMADDELERİ	15.627.861	387.284.659
YAĞLI TOHUMLAR	13.366.996	525.067.124
<u>TOPLAM</u>	119.875.048	2.965.873.710

2023 ARALIK - 2024 ARALIK DEĞİŞİM

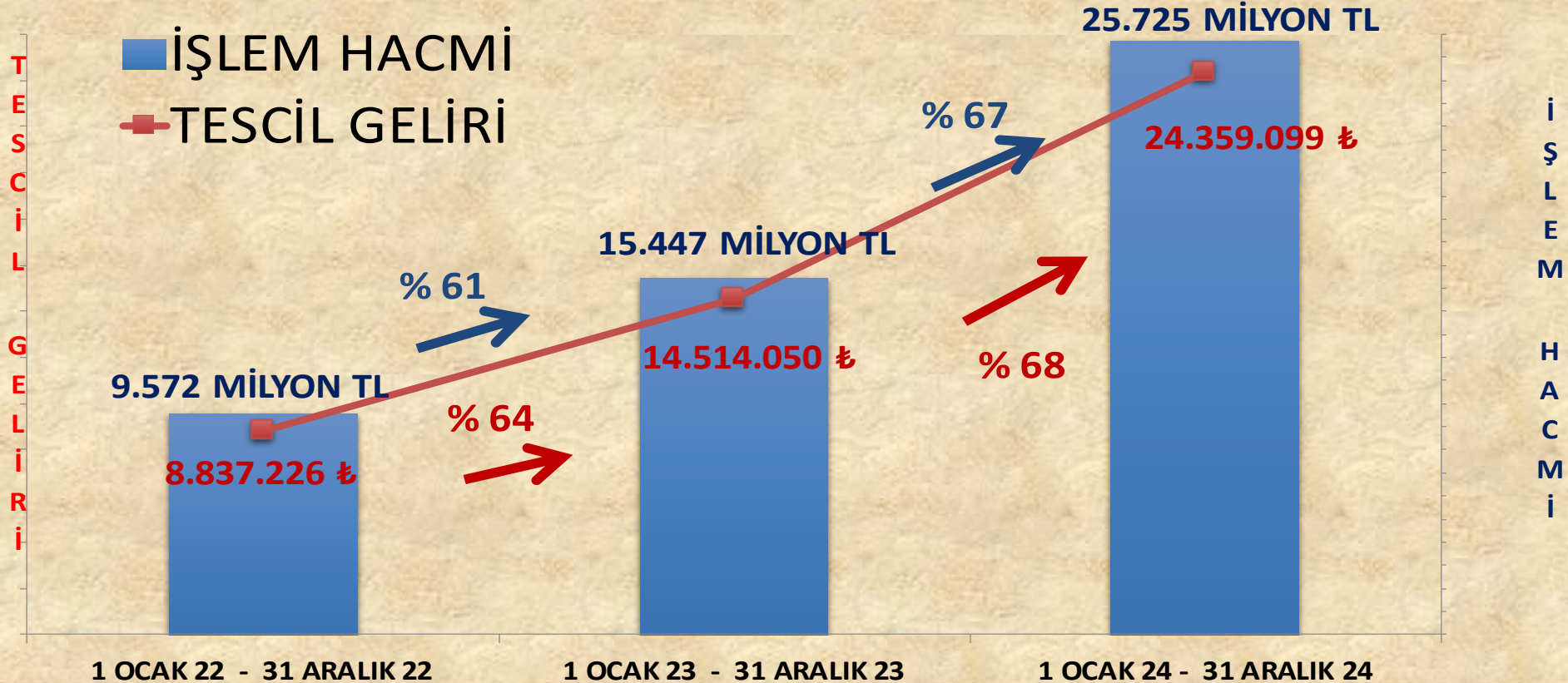
ÜRÜN GRUBU	Miktar(kg./lt/adet)	Tutar(TL)
BAKLİYAT VE MAMÜLLERİ	-229.941	-2.992.016
BİTKİSEL YAĞLAR	167	50.403
KOTASYON DIŞI ÜRÜNLER	-4.246.261	506.458.907
HAM DERİLER VE BAĞIRSAKLAR	-348	26.166
HAYVANSAL YAĞLAR	-55	-12.100
HUBUBAT .	-48.564.342	-90.503.198
HUBUBAT MAMÜLLERİ	-161.969	157.782
KASAPLIK CANLI HAYVANLAR	-1.437	146.456.777
KURU MEYVELER	148.967	50.992.337
ORMAN MAHSÜLLERİ	-19.476	8.192.253
TEKSTİL HAMMADDELERİ	4.795.528	184.749.774
YAĞLI TOHUMLAR	4.663.360	294.223.794
<u>TOPLAM</u>	-43.615.806	1.097.800.877

2023 ARALIK - 2024 ARALIK DEĞİŞİM ORANI

ÜRÜN GRUBU	Miktar(kg./lt/adet)	Tutar(TL)
BAKLİYAT VE MAMÜLLERİ	-30%	-10%
BİTKİSEL YAĞLAR	-	-
KOTASYON DIŞI ÜRÜNLER	-9%	73%
HAM DERİLER VE BAĞIRSAKLAR	-4%	19%
HAYVANSAL YAĞLAR	-100%	-100%
HUBUBAT .	-52%	-19%
HUBUBAT MAMÜLLERİ	-52%	8%
KASAPLIK CANLI HAYVANLAR	-14%	101%
KURU MEYVELER	11%	56%
ORMAN MAHSÜLLERİ	-6%	178%
TEKSTİL HAMMADDELERİ	44%	91%
YAĞLI TOHUMLAR	54%	127%
<u>TOPLAM</u>	-27%	59%

İŞLEM HACMİ VE TESCİL GELİRİ VERİLERİ

	1 OCAK 22 - 31 ARALIK 22	1 OCAK 23 - 31 ARALIK 23	1 OCAK 24 - 31 ARALIK 24
İŞLEM HACMI	9.572 MİLYON TL	15.447 MİLYON TL	25.725 MİLYON TL
TESCİL GELİRİ	8.837.226 TL	14.514.050 TL	24.359.099 TL



1 OCAK - 31 ARALIK 2024

	Miktar(kg./lt/adet)	Tutar(TL)
BAKLİYAT VE MAMÜLLERİ	6.099.028	217.642.386
BİTKİSEL YAĞLAR	484.972	68.324.898
KOTASYON DIŐI ÜRÜNLER	659.045.499	7.626.838.959
HAM DERİLER VE BAĞIRSAKLAR	1.132.514	4.036.850
HAYVANSAL YAĞLAR	1.080	137.062
HUBUBAT .	468.860.268	2.566.086.209
HUBUBAT MAMÜLLERİ	7.241.203	35.828.579
KASAPLIK CANLI HAYVANLAR	93.775	1.375.130.094
KURU MEYVELER	16.212.246	675.280.393
ORMAN MAHSÜLLERİ	2.346.915	44.991.600
TEKSTİL HAMMADDELERİ	34.782.741	822.181.642
YAĞLI TOHUMLAR	58.970.873	2.010.029.627
<u>TOPLAM</u>	1.255.271.113	15.446.508.301

1 OCAK - 31 ARALIK 2024

	Miktar(kg./lt/adet)	Tutar(TL)
BAKLİYAT VE MAMÜLLERİ	7.377.576	350.847.416
BITKİSEL YAĞLAR	75.834	18.654.381
KOTASYON DIŐI ÜRÜNLER	870.262.727	13.685.945.062
HAM DERİLER VE BAĞIRSAKLAR	103.541	1.941.830
HAYVANSAL YAĞLAR	1.295	411.313
HUBUBAT .	425.321.681	3.447.850.588
HUBUBAT MAMÜLLERİ	1.844.581	20.304.079
KASAPLIK CANLI HAYVANLAR	109.617	2.706.406.498
KURU MEYVELER	13.185.527	1.082.418.392
ORMAN MAHSÜLLERİ	3.268.152	114.638.636
TEKSTİL HAMMADDELERİ	46.313.195	1.160.610.051
YAĞLI TOHUMLAR	78.773.231	3.134.977.341
<u>TOPLAM</u>	1.446.636.957	25.725.005.587

1 OCAK - 31 ARALIK 2023-24 DEĞİŞİM

	Miktar(kg./lt/adet)	Tutar(TL)
BAKLİYAT VE MAMÜLLERİ	1.278.548	133.205.031
BİTKİSEL YAĞLAR	-409.138	-49.670.517
KOTASYON DIŞI ÜRÜNLER	211.217.228	6.059.106.103
HAM DERİLER VE BAĞIRSAKLAR	-1.028.973	-2.095.020
HAYVANSAL YAĞLAR	216	274.250
HUBUBAT .	-43.538.587	881.764.379
HUBUBAT MAMÜLLERİ	-5.396.622	-15.524.501
KASAPLIK CANLI HAYVANLAR	15.842	1.331.276.405
KURU MEYVELER	-3.026.719	407.137.998
ORMAN MAHSÜLLERİ	921.236	69.647.035
TEKSTİL HAMMADDELERİ	11.530.454	338.428.409
YAĞLI TOHUMLAR	19.802.358	1.124.947.713
<u>TOPLAM</u>	191.365.844	10.278.497.287

1 OCAK - 31 ARALIK 2023-24 DEĞİŞİM ORANI

	Miktar(kg./lt/adet)	Tutar(TL)
BAKLİYAT VE MAMÜLLERİ	21%	61%
BİTKİSEL YAĞLAR	-84%	-73%
KOTASYON DIŞI ÜRÜNLER	32%	79%
HAM DERİLER VE BAĞIRSAKLAR	-91%	-52%
HAYVANSAL YAĞLAR	20%	200%
HUBUBAT .	-9%	34%
HUBUBAT MAMÜLLERİ	-75%	-43%
KASAPLIK CANLI HAYVANLAR	17%	97%
KURU MEYVELER	-19%	60%
ORMAN MAHSÜLLERİ	39%	155%
TEKSTİL HAMMADDELERİ	33%	41%
YAĞLI TOHUMLAR	34%	56%
<u>TOPLAM</u>	15%	67%

ARPA

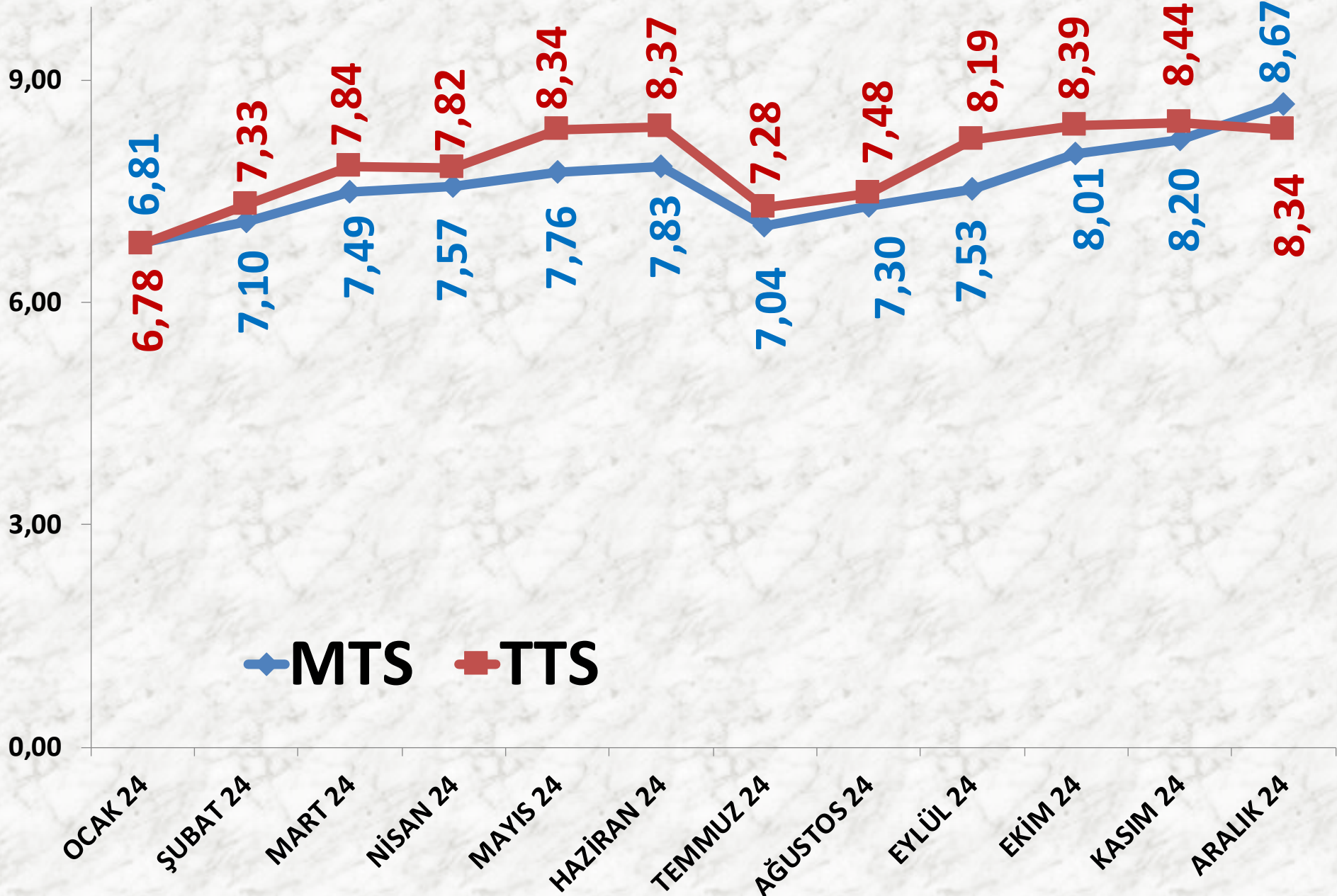
İŞLEM MİKTARI TON	2022 ARALIK	2023 ARALIK		2024 ARALIK	
MTS	946 TON	86%	1.765 TON	36%	2.392 TON
TTS	740 TON	30%	961 TON	79%	1.718 TON

EN AZ FİYAT	2022 ARALIK	2023 ARALIK		2024 ARALIK	
MTS	5,00 TL	-2%	4,90 TL	22%	6,00 TL
TTS	6,12 TL	-18%	5,00 TL	54%	7,70 TL

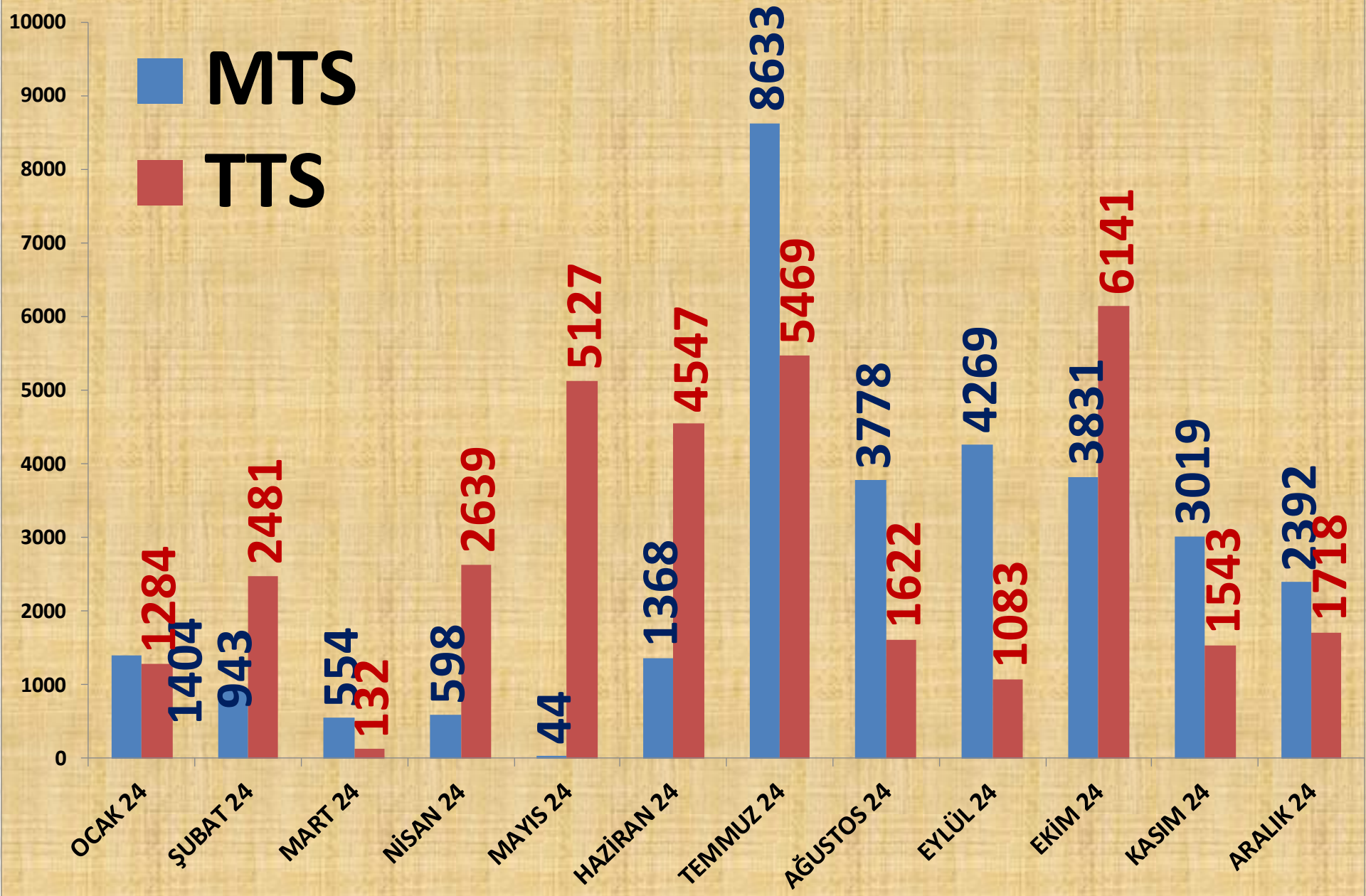
EN ÇOK FİYAT	2022 ARALIK	2023 ARALIK		2024 ARALIK	
MTS	6,60 TL	23%	8,13 TL	23%	10,00 TL
TTS	6,60 TL	10%	7,25 TL	30%	9,45 TL

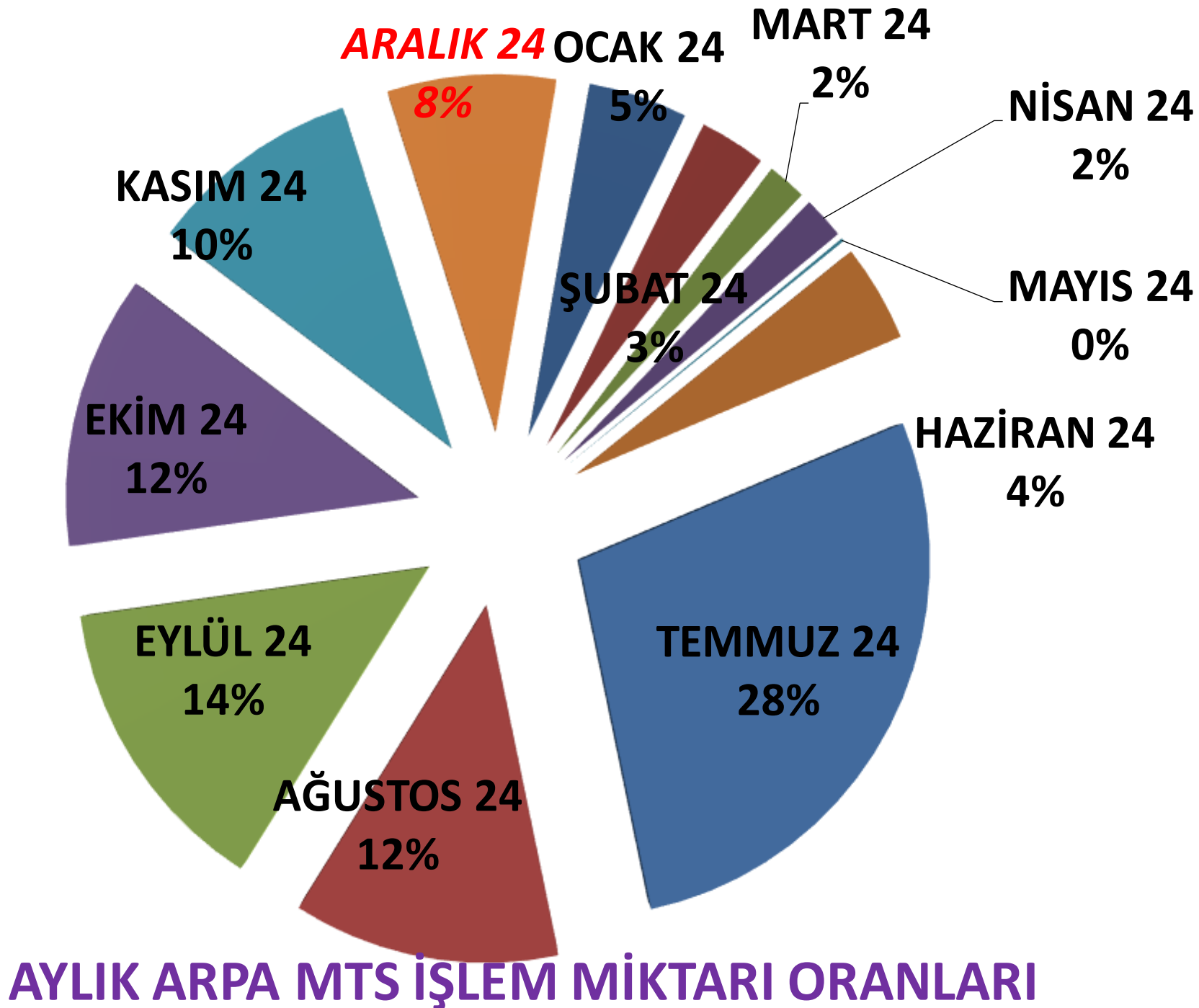
ORTALAMA FİYAT	2022 ARALIK	2023 ARALIK		2024 ARALIK	
MTS	5,94 TL	10%	6,55 TL	32%	8,67 TL
TTS	6,37 TL	-2%	6,27 TL	46%	9,14 TL

AYLIK ARPA FİYAT TRENDİ (TL)



AYLIK ARPA İŞLEM MİKTARI (TON)

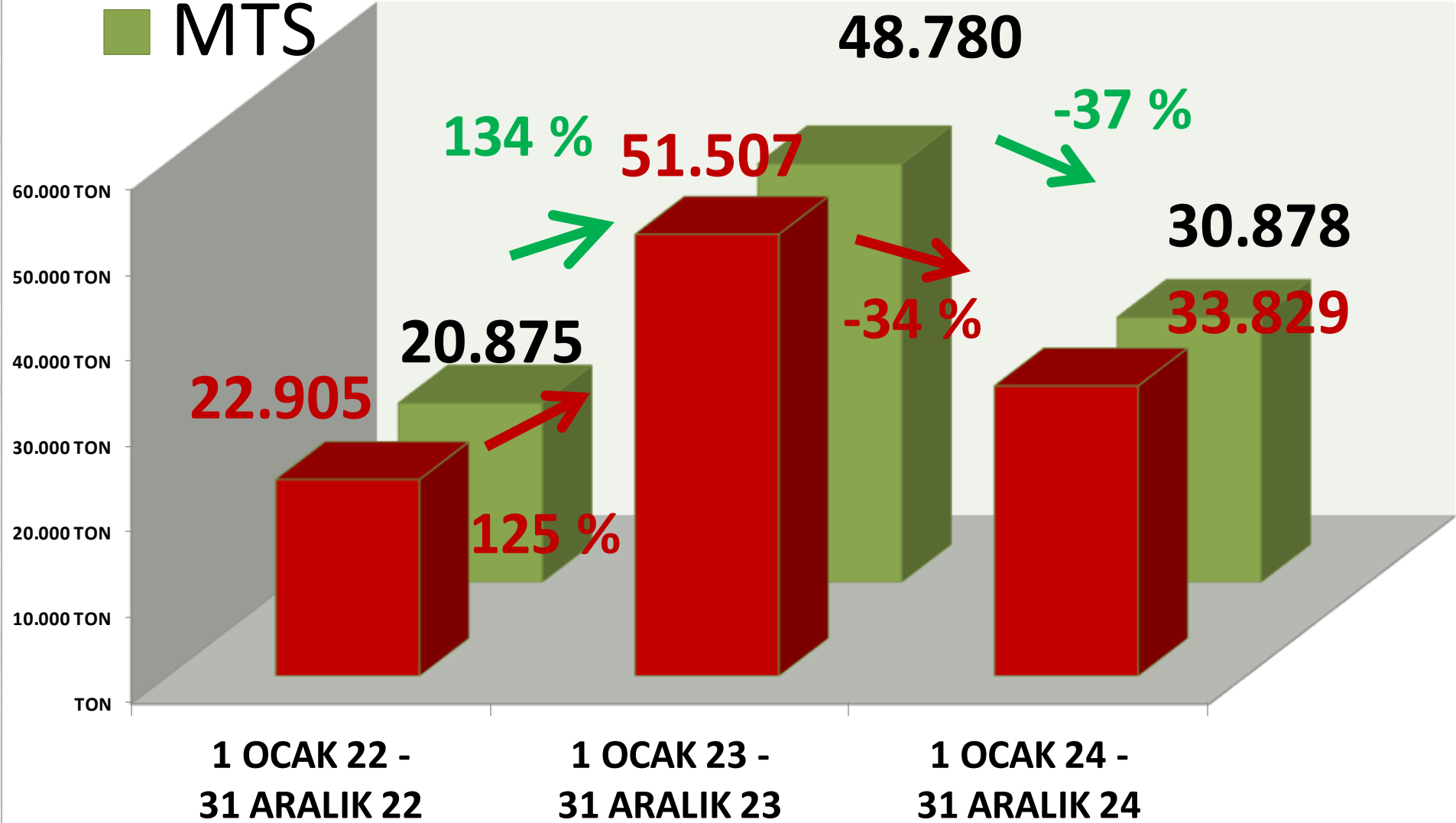




■ TTS

YILLIK ARPA İŞLEM MİKTARI (TON)

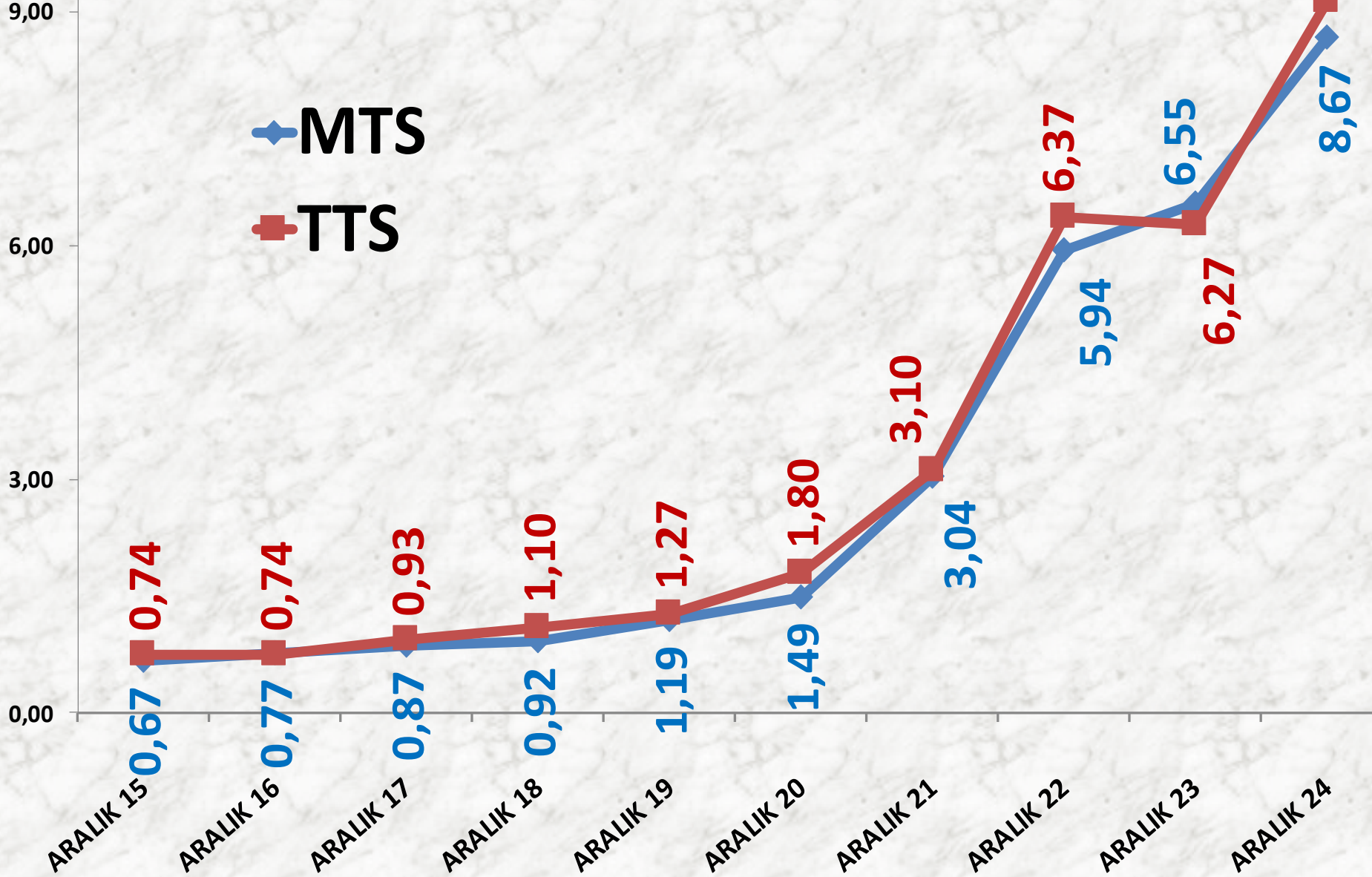
■ MTS



ARALIK AYLARI ARPA FİYAT TRENDİ (TL)

◆ MTS

■ TTS



BUĞDAY

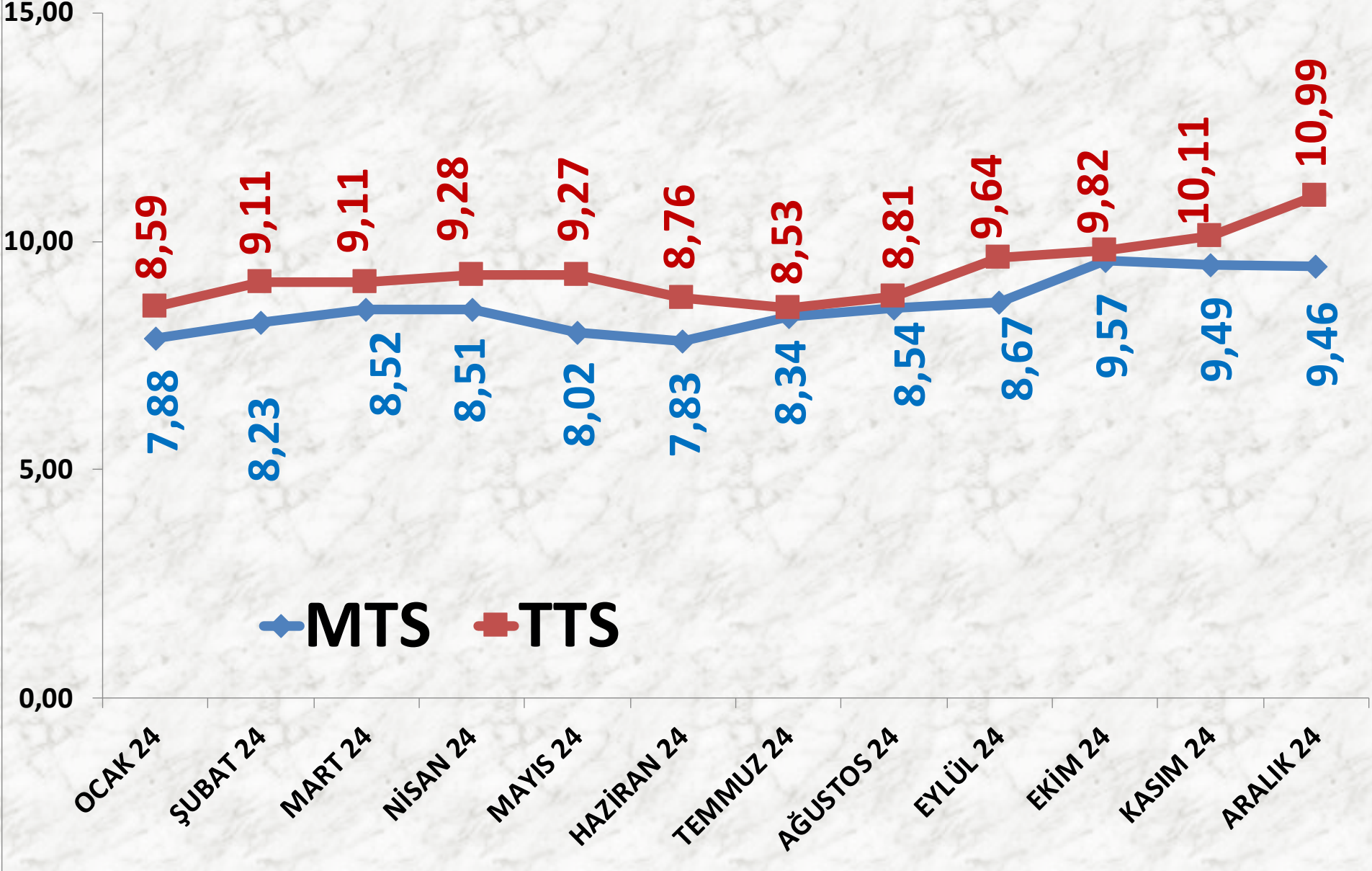
İŞLEM MİKTARI TON	2022 ARALIK	2023 ARALIK		2024 ARALIK	
MTS	1.164 TON	218%	3.701 TON	15%	4.274 TON
TTS	3.573 TON	-39%	2.184 TON	216%	6.907 TON

EN AZ FİYAT	2022 ARALIK	2023 ARALIK		2024 ARALIK	
MTS	5,54 TL	-12%	4,90 TL	22%	6,00 TL
TTS	6,90 TL	-22%	5,40 TL	57%	8,50 TL

EN ÇOK FİYAT	2022 ARALIK	2023 ARALIK		2024 ARALIK	
MTS	8,30 TL	18%	9,81 TL	20%	11,80 TL
TTS	8,30 TL	19%	9,85 TL	22%	12,00 TL

ORTALAMA FİYAT	2022 ARALIK	2023 ARALIK		2024 ARALIK	
MTS	6,94 TL	9%	7,60 TL	25%	9,46 TL
TTS	8,53 TL	-17%	7,08 TL	55%	10,99 TL

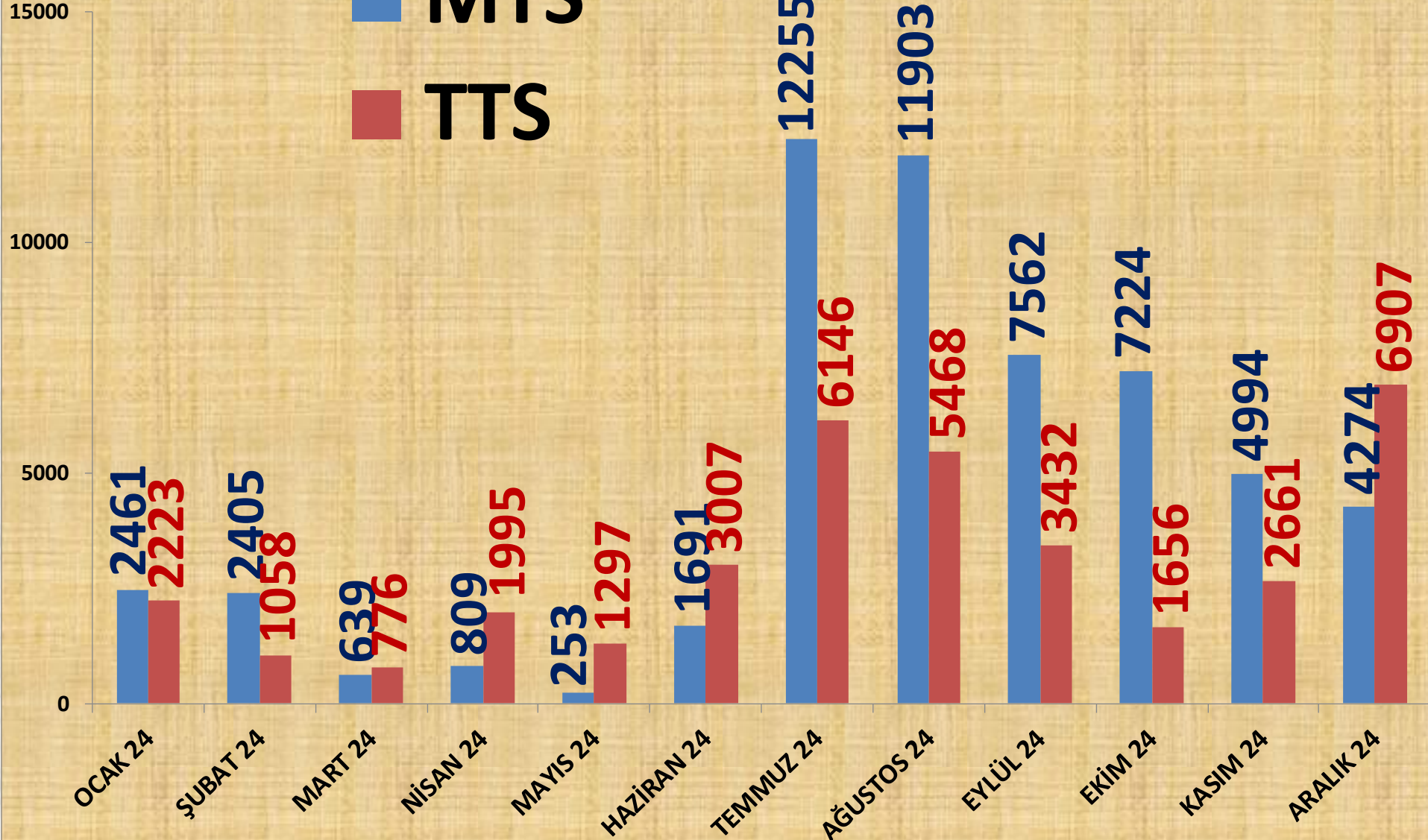
AYLIK BUĞDAY FİYAT TRENDİ (TL)



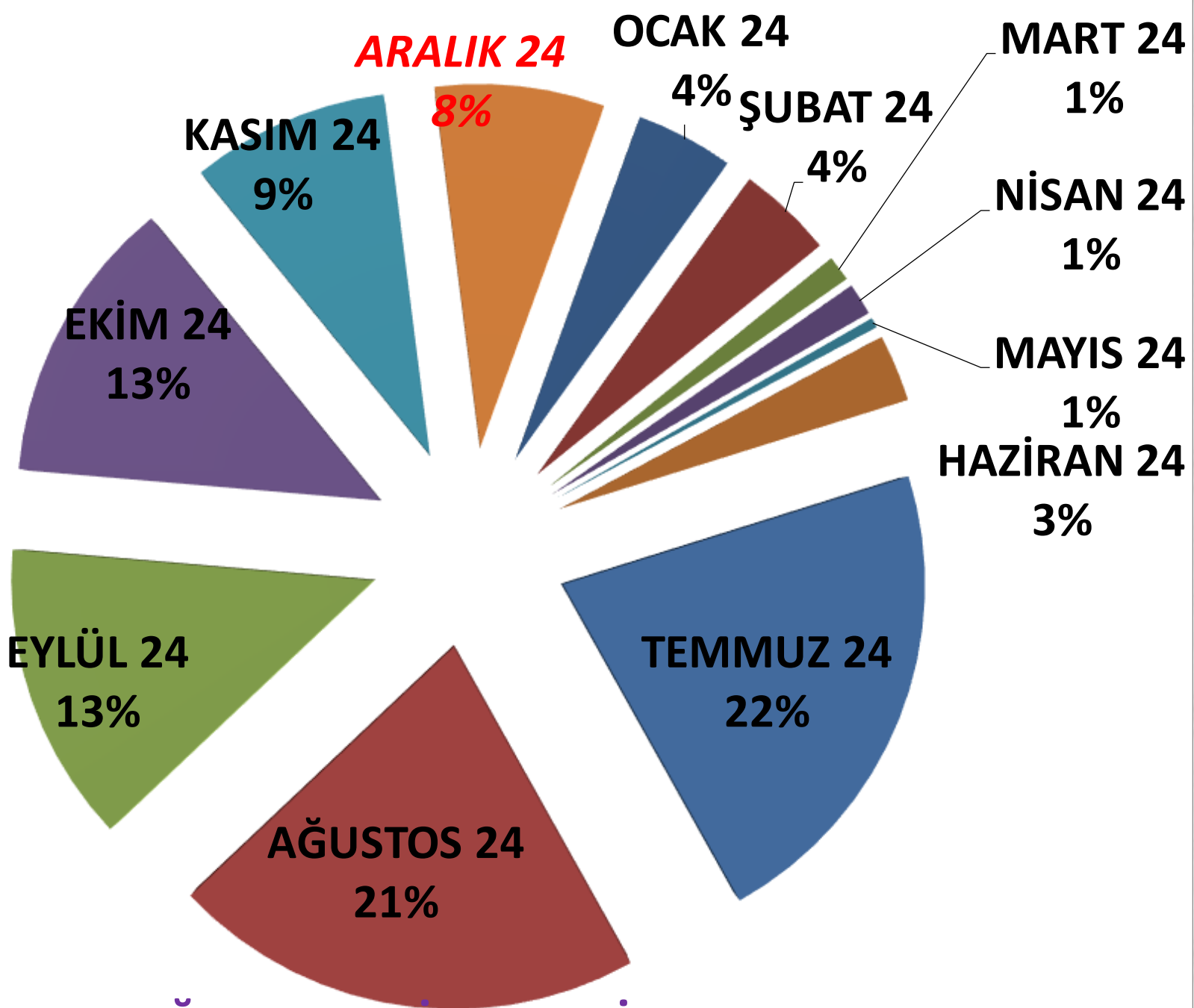
AYLIK BUĞDAY İŞLEM MİKTARI (TON)

■ MTS

■ TTS



AYLIK BUĞDAY MTS İŞLEM MİKTARI ORANLARI

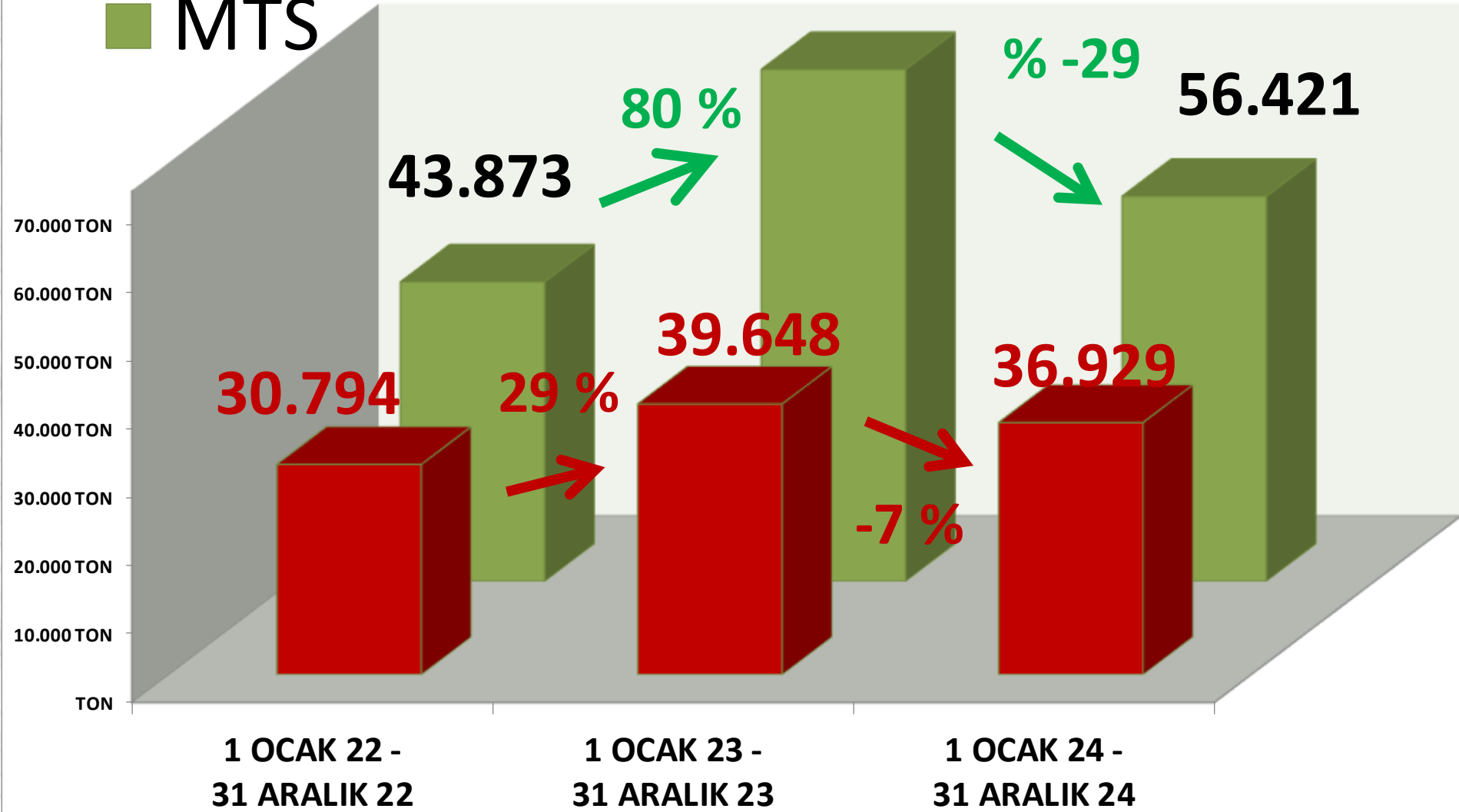


■ TTS

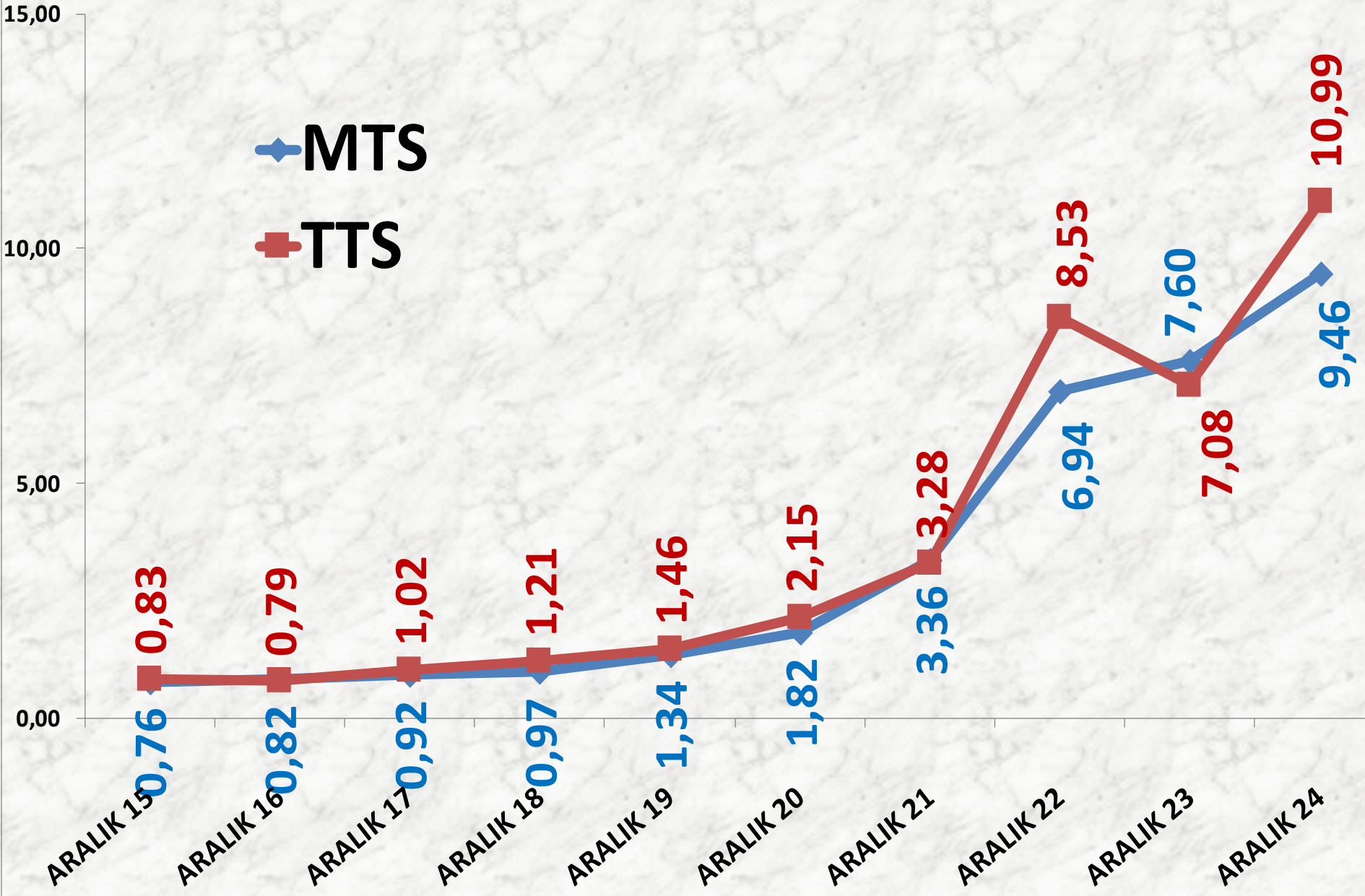
YILLIK BUĞDAY İŞLEM MİKTARI (TON)

■ MTS

79.036



ARALIK AYLARI BUĞDAY FİYAT TRENDİ (TL)



MISIR DANE

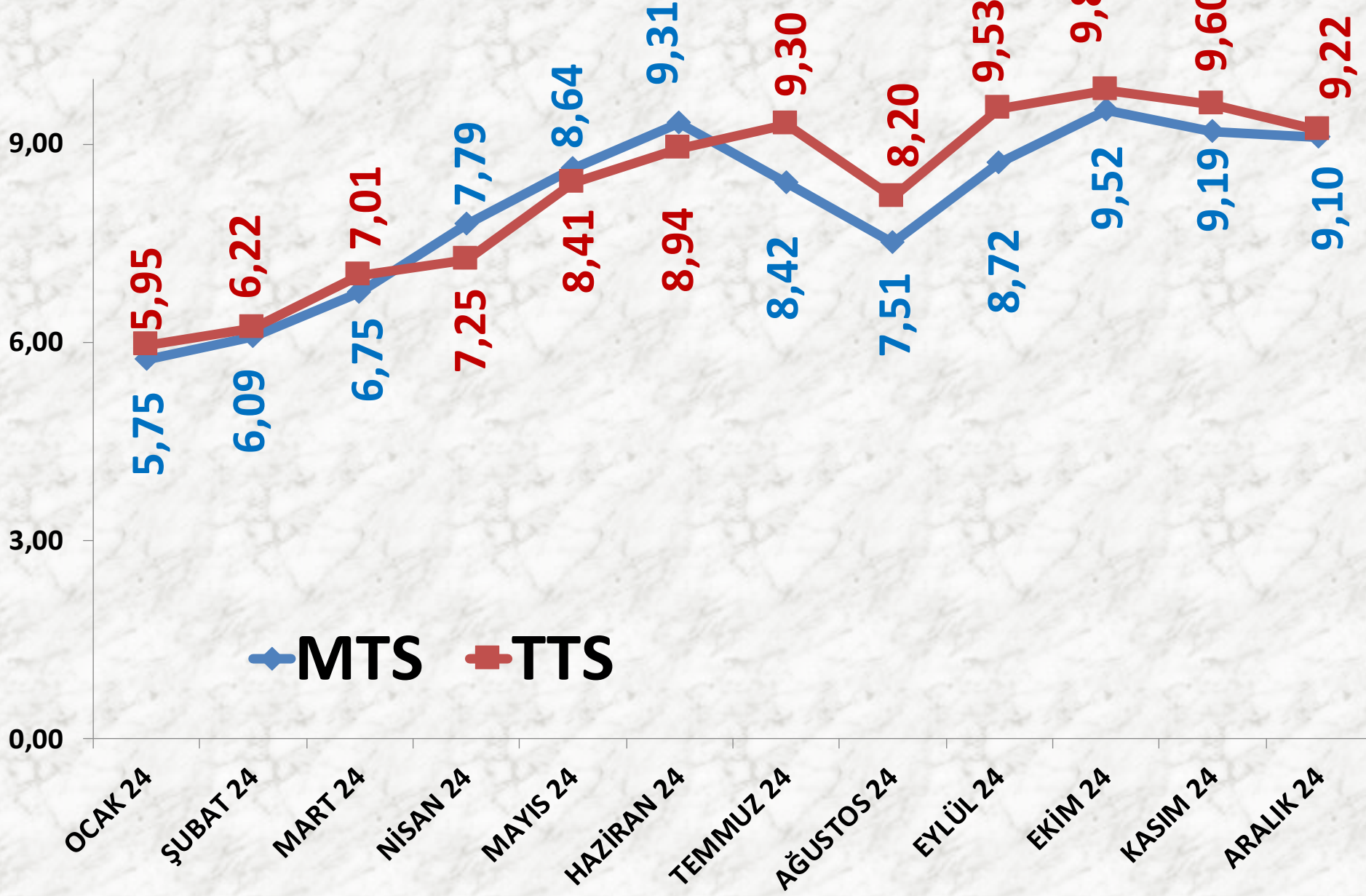
İŞLEM MİKTARI TON	2022 ARALIK	2023 ARALIK		2024 ARALIK	
MTS	35.213 TON	-12%	31.104 TON	-55%	13.846 TON
TTS	25.840 TON	-3%	25.129 TON	-78%	5.443 TON

EN AZ FİYAT	2022 ARALIK	2023 ARALIK		2024 ARALIK	
MTS	4,88 TL	2%	5,00 TL	60%	8,00 TL
TTS	4,50 TL	7%	4,83 TL	75%	8,44 TL

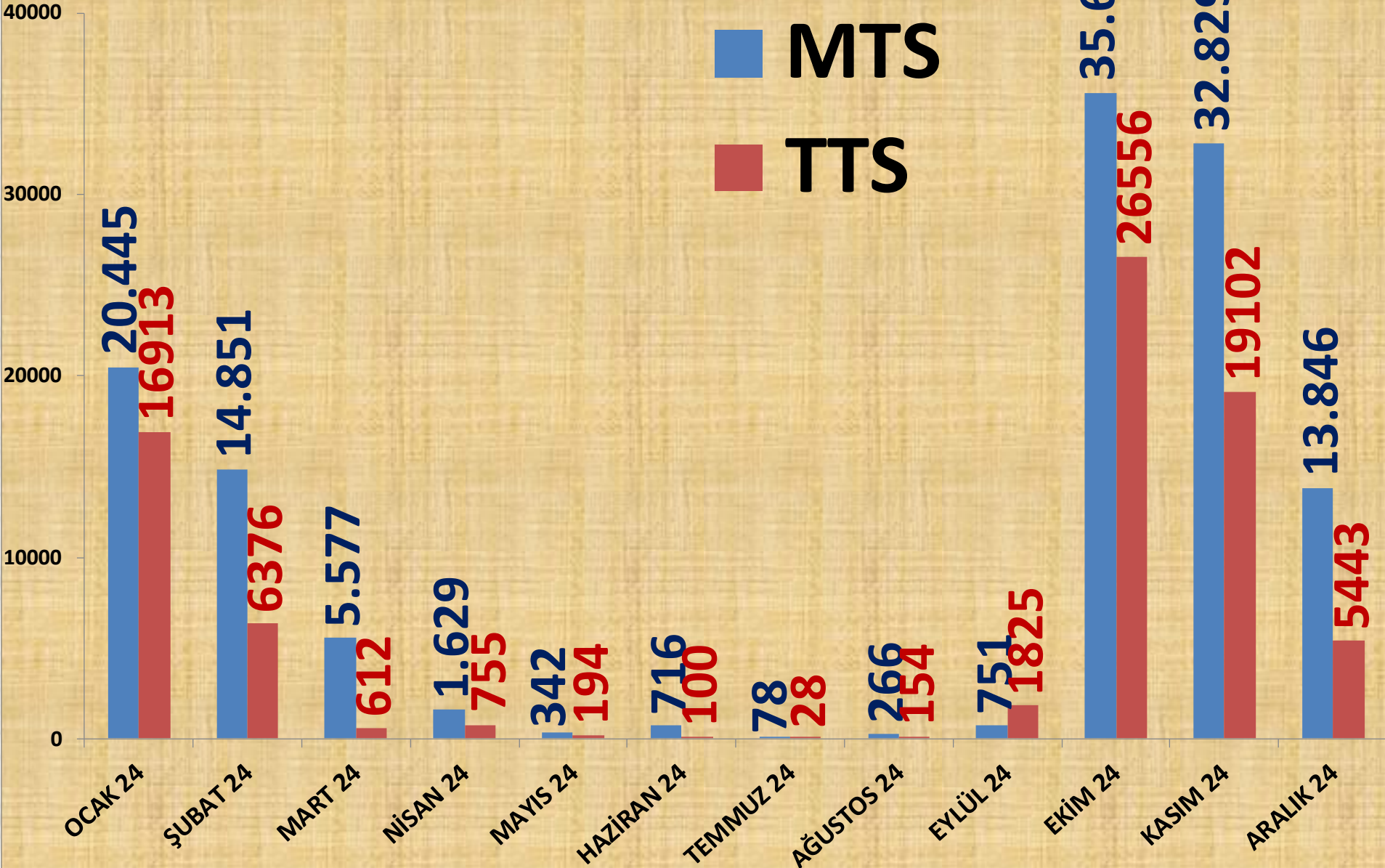
EN ÇOK FİYAT	2022 ARALIK	2023 ARALIK		2024 ARALIK	
MTS	7,00 TL	-11%	6,20 TL	61%	10,00 TL
TTS	7,41 TL	16%	8,60 TL	19%	10,20 TL

ORTALAMA FİYAT	2022 ARALIK	2023 ARALIK		2024 ARALIK	
MTS	5,47 TL	2%	5,61 TL	62%	9,10 TL
TTS	5,63 TL	10%	6,21 TL	48%	9,22 TL

AYLIK MISIR DANE FİYAT TRENDİ (TL)



AYLIK MISIR DANE İŞLEM MİKTARI (TON)



EYLÜL 24

1%

AĞUSTOS 24

0%

TEMMUZ 24

0%

HAZİRAN 24

1%

MAYIS 24

0%

NİSAN 24

1%

MART 24

4%

EKİM 24

28%

KASIM 24

26%

ARALIK 24

11%

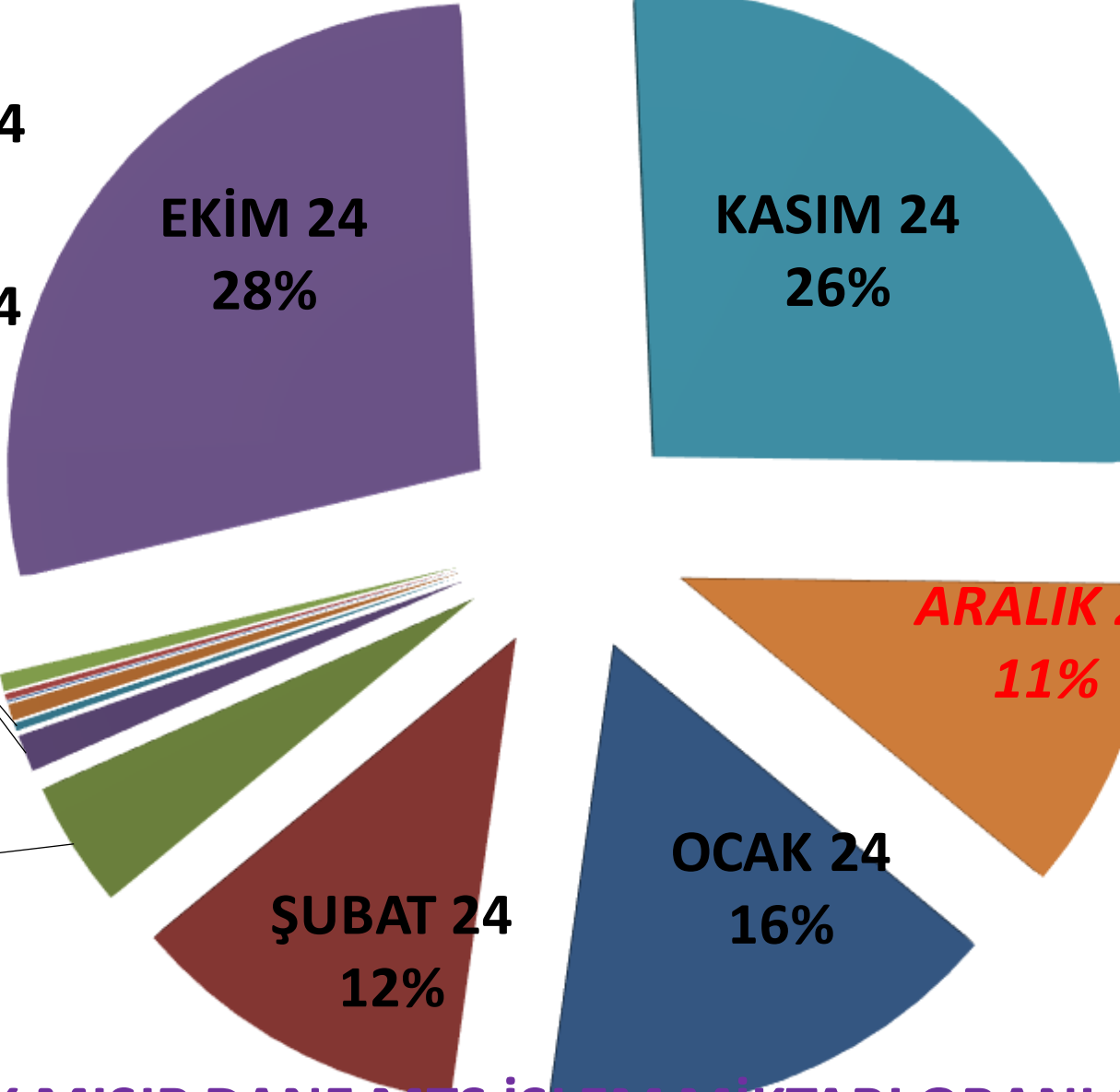
OCAK 24

16%

ŞUBAT 24

12%

AYLIK MISIR DANE MTS İŞLEM MİKTARI ORANLARI



MISIR ÇEREZLİK

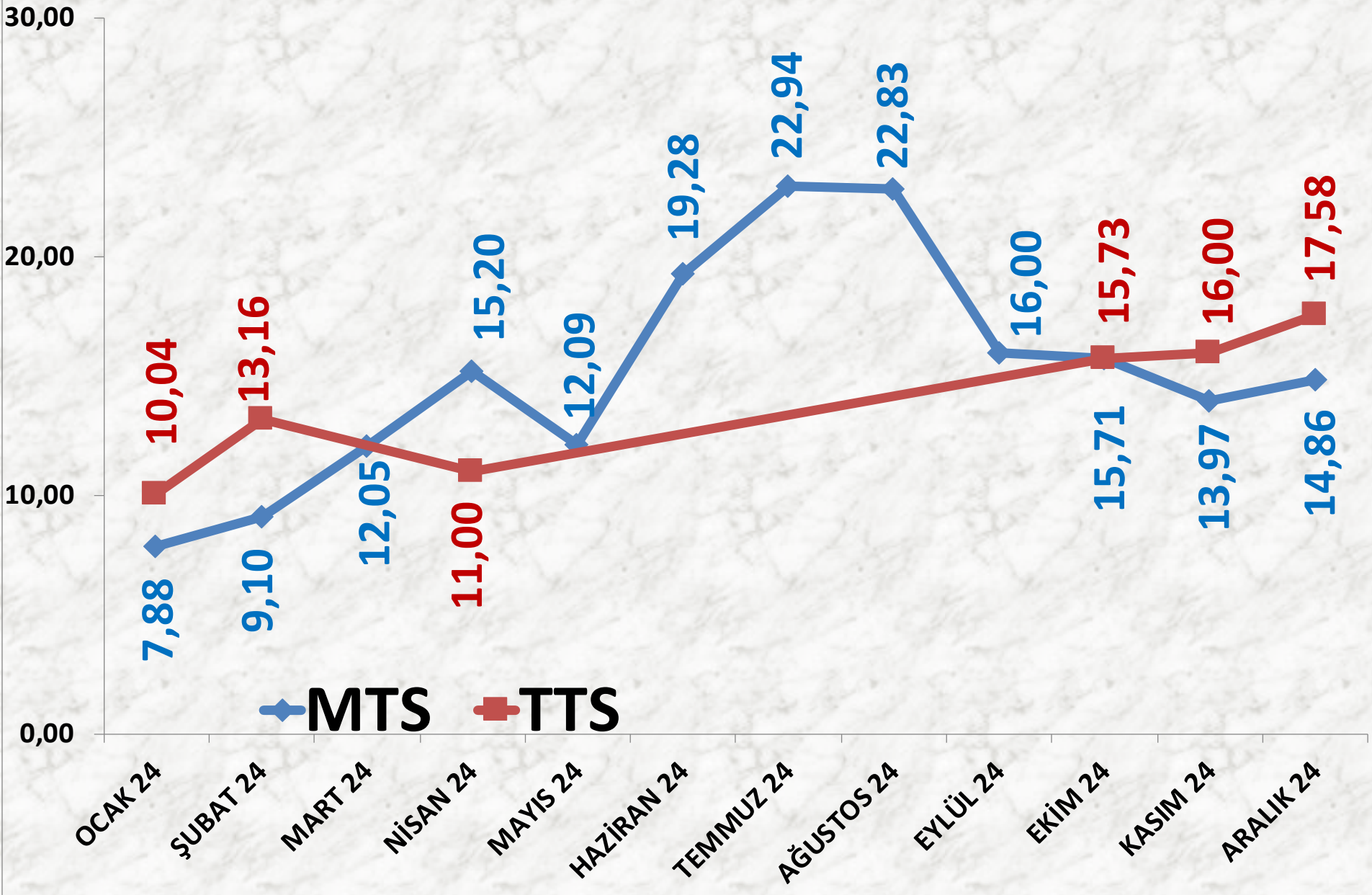
İŞLEM MİKTARI TON	2022 ARALIK	2023 ARALIK		2024 ARALIK	
MTS	59 TON	5891%	3.556 TON	-50%	1.778 TON
TTS	36 TON	7256%	2.615 TON	-89%	276 TON

EN AZ FİYAT	2022 EYLÜL	2023 EYLÜL		2024 EYLÜL	
MTS	-	-	15,00 TL	7%	16,00 TL
TTS	-	-	-	-	-

EN ÇOK FİYAT	2022 ARALIK	2023 ARALIK		2024 ARALIK	
MTS	10,40 TL	28%	13,33 TL	73%	23,00 TL
TTS	11,00 TL	14%	12,50 TL	41%	17,57 TL

ORTALAMA FİYAT	2022 ARALIK	2023 ARALIK		2024 ARALIK	
MTS	7,57 TL	16%	8,79 TL	69%	14,86 TL
TTS	11,00 TL	-8%	10,13 TL	74%	17,58 TL

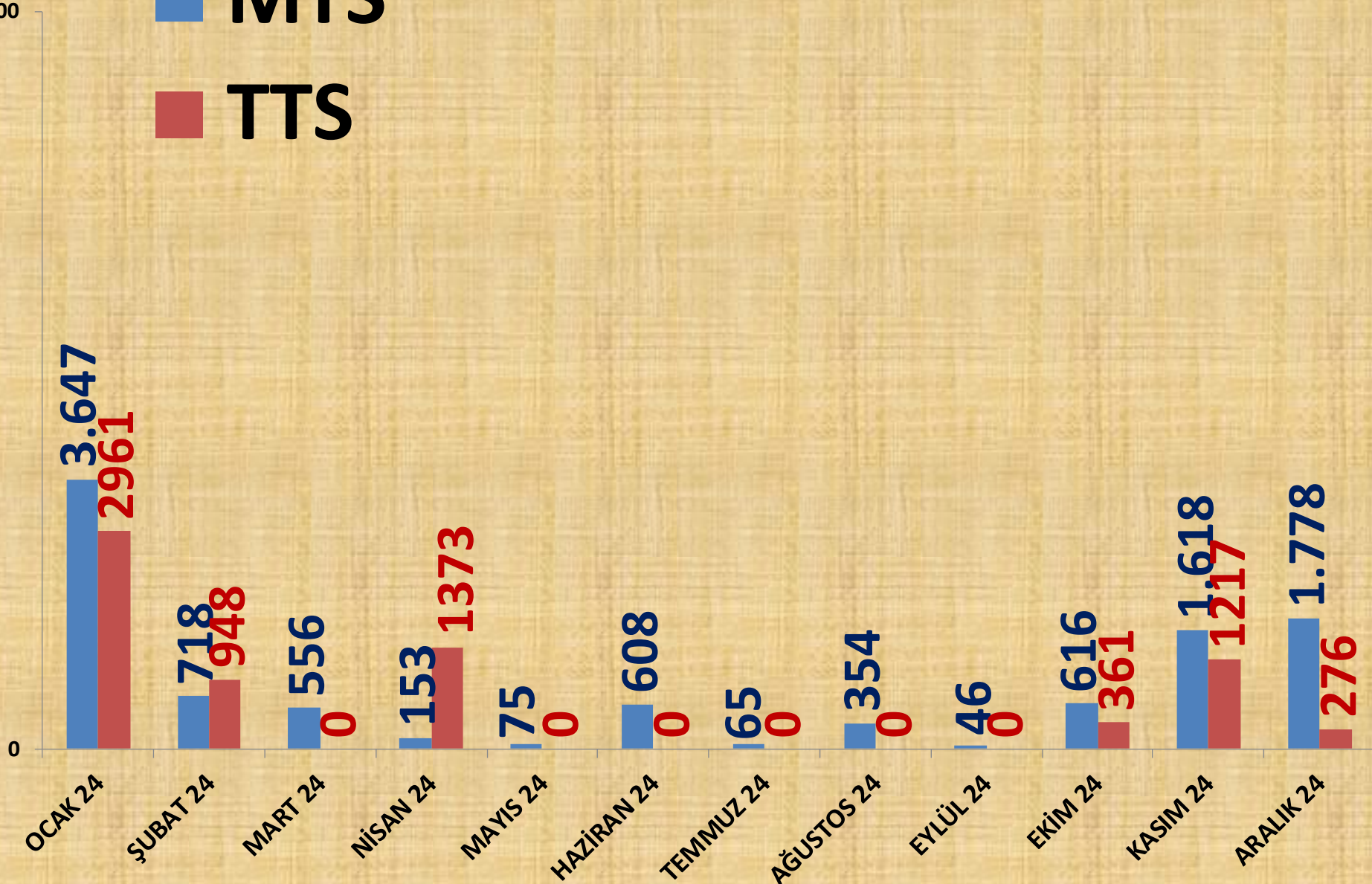
AYLIK MISIR ÇEREZLİK FİYAT TRENDİ (TL)

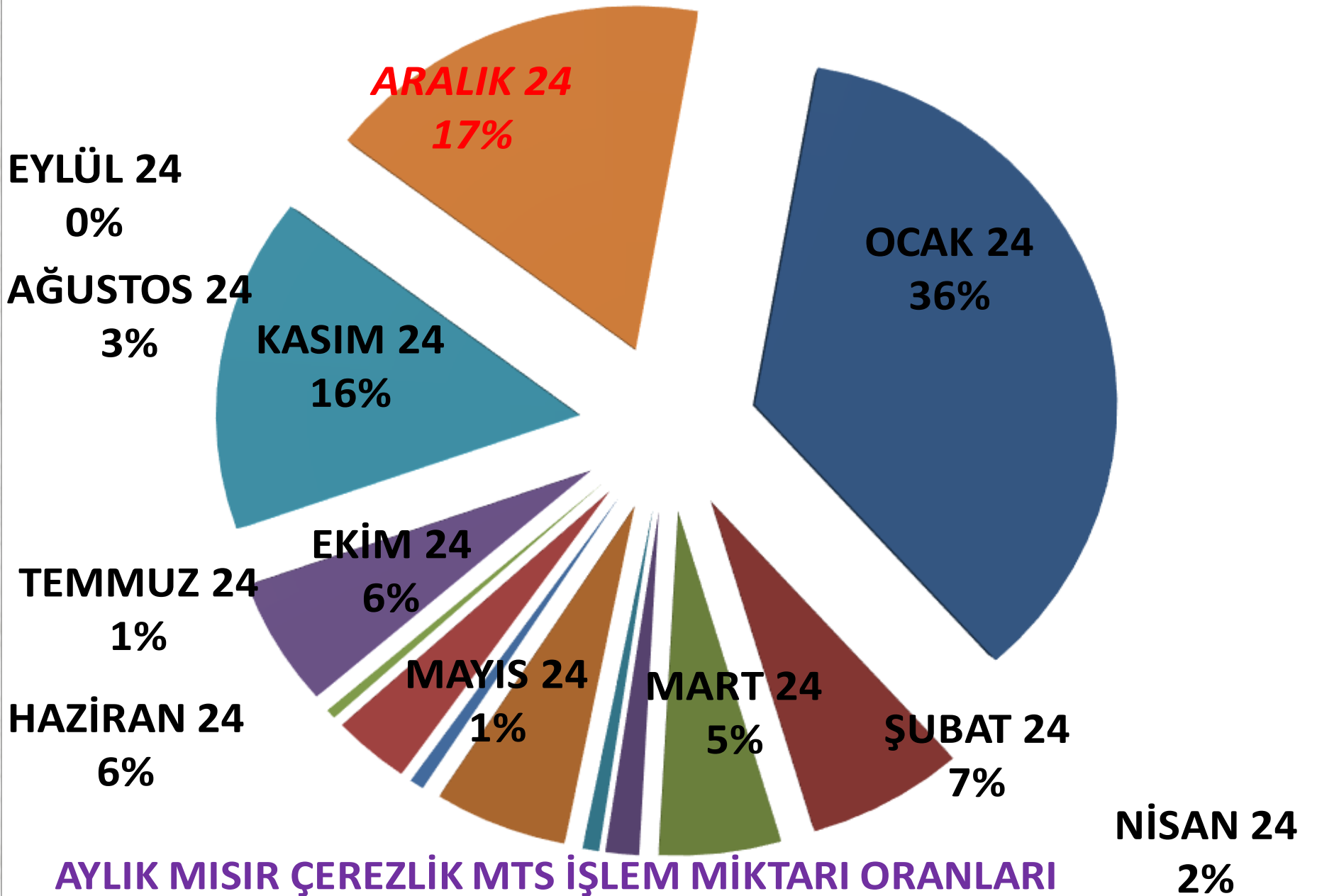


AYLIK MISIR ÇEREZLİK İŞLEM MİKTARI (TON)

■ MTS

■ TTS






AYLIK MISIR ÇEREZLİK MTS İŞLEM MİKTARI ORANLARI

ARALIK AYLARI MISIR ÇEREZLİK FİYAT TRENDİ (TL)

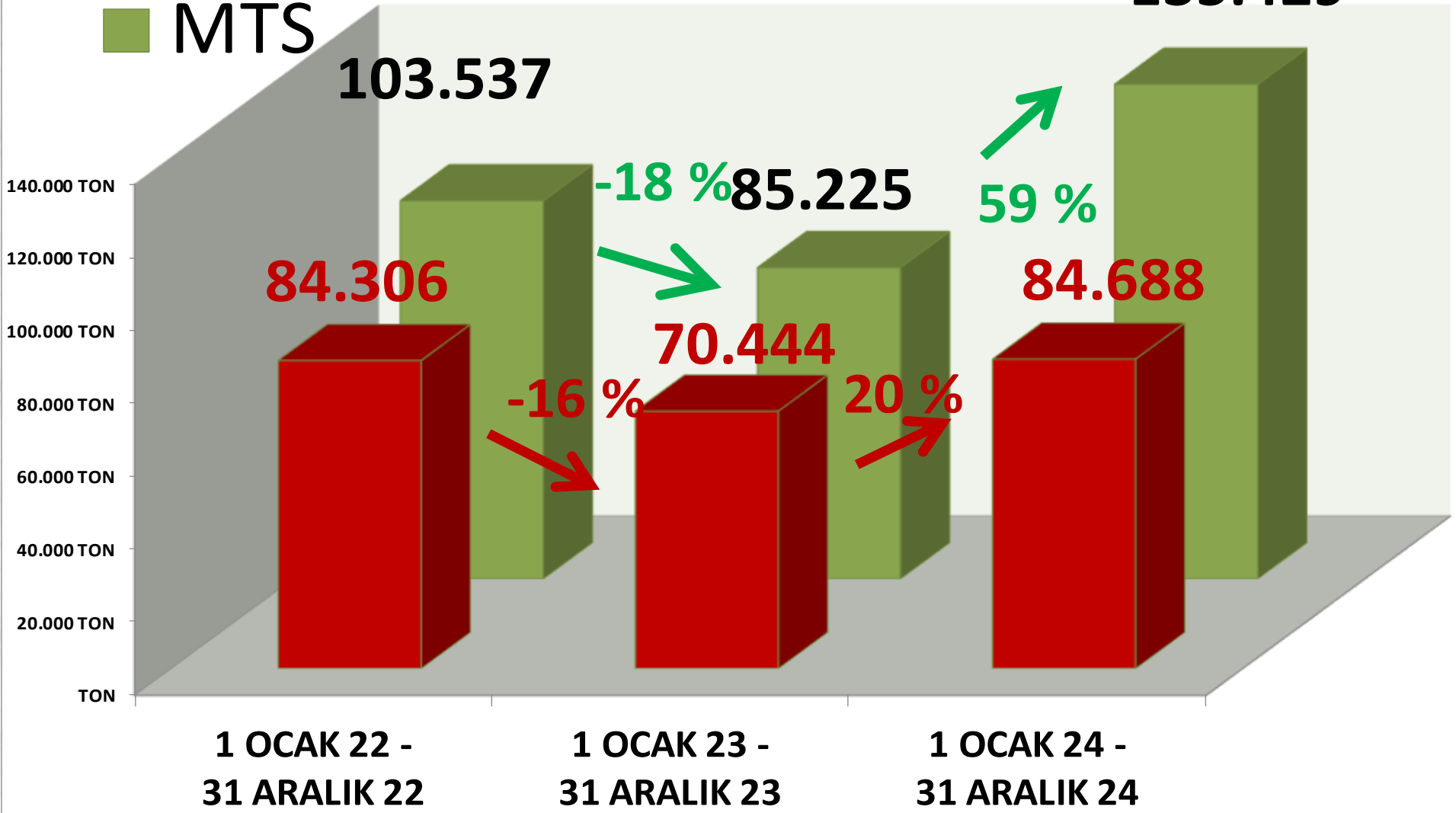
◆ MTS
■ TTS



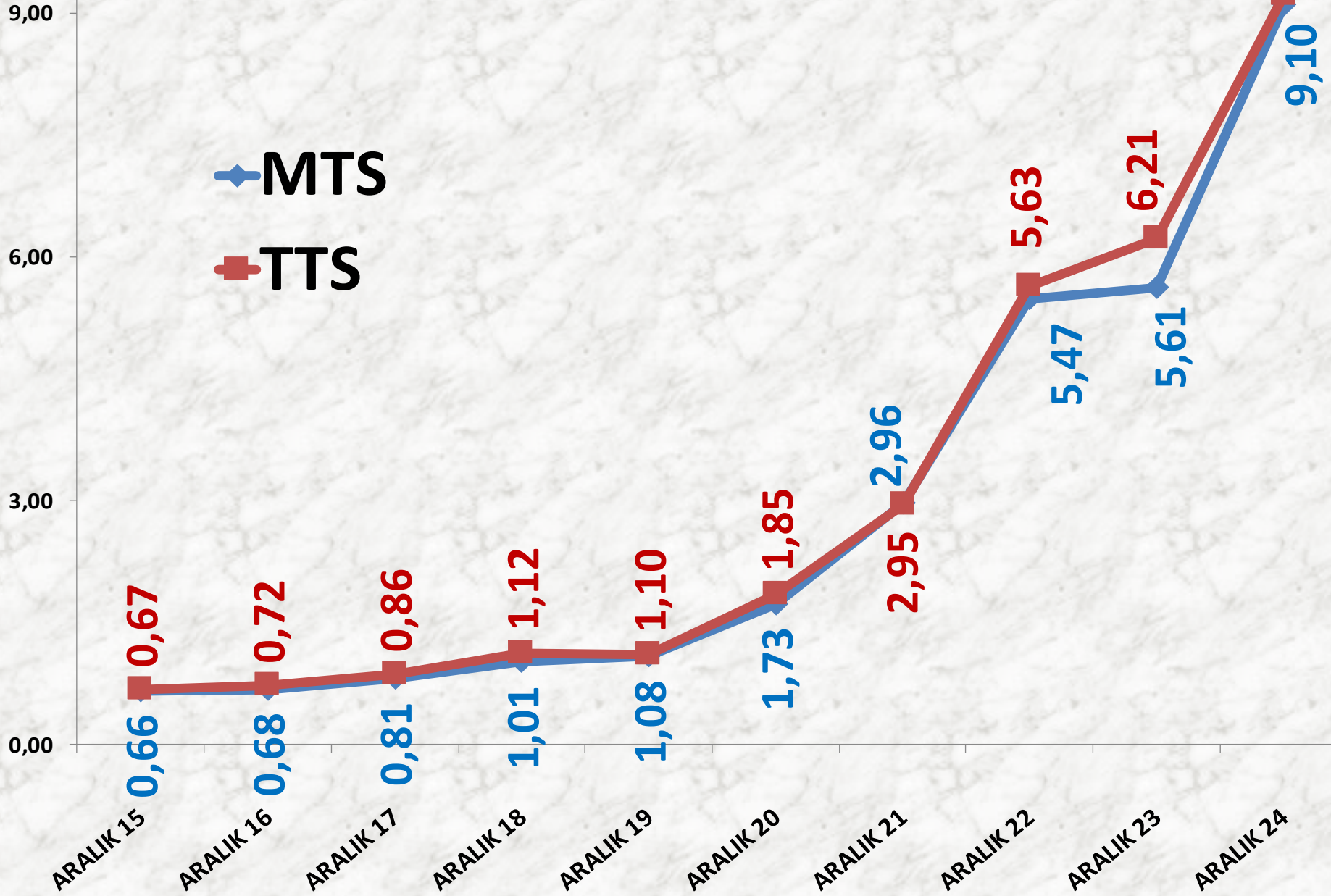
■ TTS

YILLIK MISIR DANE İŞLEM MİKTARI (TON)

■ MTS



ARALIK AYLARI MISIR DANE FİYAT TRENDİ (TL)



NOHUT

İŞLEM MİKTARI TON	2022 ARALIK	2023 ARALIK		2024 ARALIK	
MTS	692 TON	-17%	577 TON	-47%	308 TON
TTS	67 TON	164%	175 TON	13%	199 TON

EN AZ FİYAT	2022 ARALIK	2023 ARALIK		2024 ARALIK	
MTS	21,00 TL	12%	23,62 TL	48%	35,00 TL
TTS	20,65 TL	-13%	18,00 TL	67%	30,00 TL

EN ÇOK FİYAT	2022 ARALIK	2023 ARALIK		2024 ARALIK	
MTS	37,00 TL	58%	58,53 TL	28%	75,00 TL
TTS	21,00 TL	86%	39,00 TL	79%	70,00 TL

ORTALAMA FİYAT	2022 ARALIK	2023 ARALIK		2024 ARALIK	
MTS	29,49 TL	48%	43,66 TL	18%	51,69 TL
TTS	20,97 TL	67%	34,98 TL	67%	58,55 TL

NOHUT DOĞAL

İŞLEM MİKTARI TON	2022 ARALIK	2023 ARALIK		2024 ARALIK	
MTS	380 TON	-77%	86 TON	61%	139 TON
TTS	32 TON	-	0	-	49 TON

EN AZ FİYAT	2022 ARALIK	2023 ARALIK		2024 ARALIK	
MTS	21,00 TL	12%	23,62 TL	48%	35,00 TL
TTS	20,65 TL	-	-	-	41,00 TL

EN ÇOK FİYAT	2022 ARALIK	2023 ARALIK		2024 ARALIK	
MTS	30,00 TL	0%	30,00 TL	46%	43,88 TL
TTS	20,91 TL	-	-	-	50,00 TL

ORTALAMA FİYAT	2022 ARALIK	2023 ARALIK		2024 ARALIK	
MTS	27,24 TL	-10%	24,40 TL	64%	39,90 TL
TTS	20,97 TL	-	-	-	41,30 TL

NOHUT - ELENMİŞ

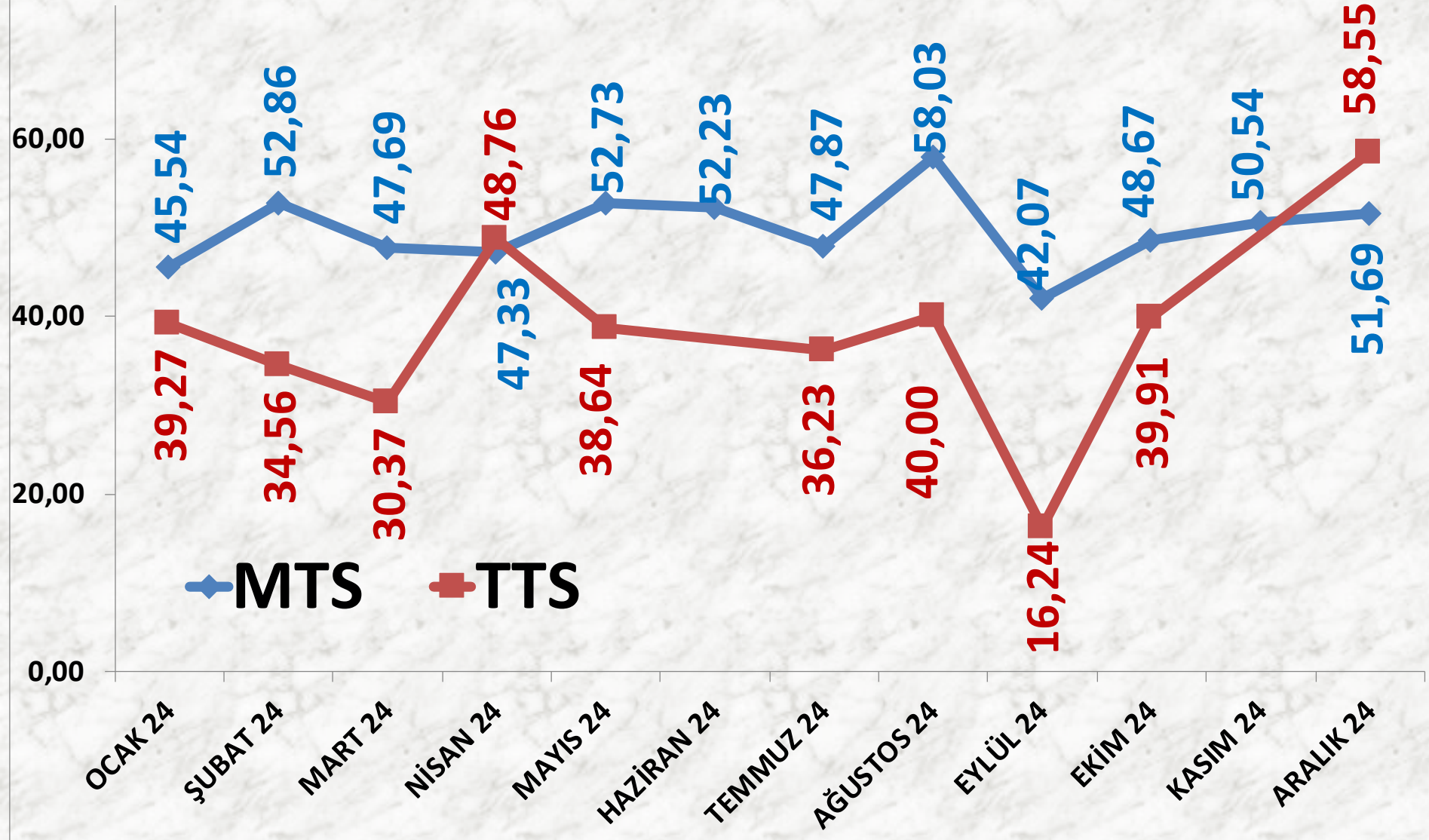
İŞLEM MİKTARI TON	2022 ARALIK	2023 ARALIK		2024 ARALIK	
MTS	283 TON	73%	491 TON	-66%	168 TON
TTS	0	-	164 TON	-8%	150 TON

EN AZ FİYAT	2022 ARALIK	2023 ARALIK		2024 ARALIK	
MTS	32,00 TL	3%	32,95 TL	67%	55,00 TL
TTS	-	-	33,25 TL	58%	52,42 TL

EN ÇOK FİYAT	2022 ARALIK	2023 ARALIK		2024 ARALIK	
MTS	37,00 TL	58%	58,53 TL	28%	75,00 TL
TTS	-	-	39,00 TL	79%	70,00 TL

ORTALAMA FİYAT	2022 ARALIK	2023 ARALIK		2024 ARALIK	
MTS	33,97 TL	39%	47,05 TL	31%	61,43 TL
TTS	-	-	36,13 TL	77%	64,11 TL

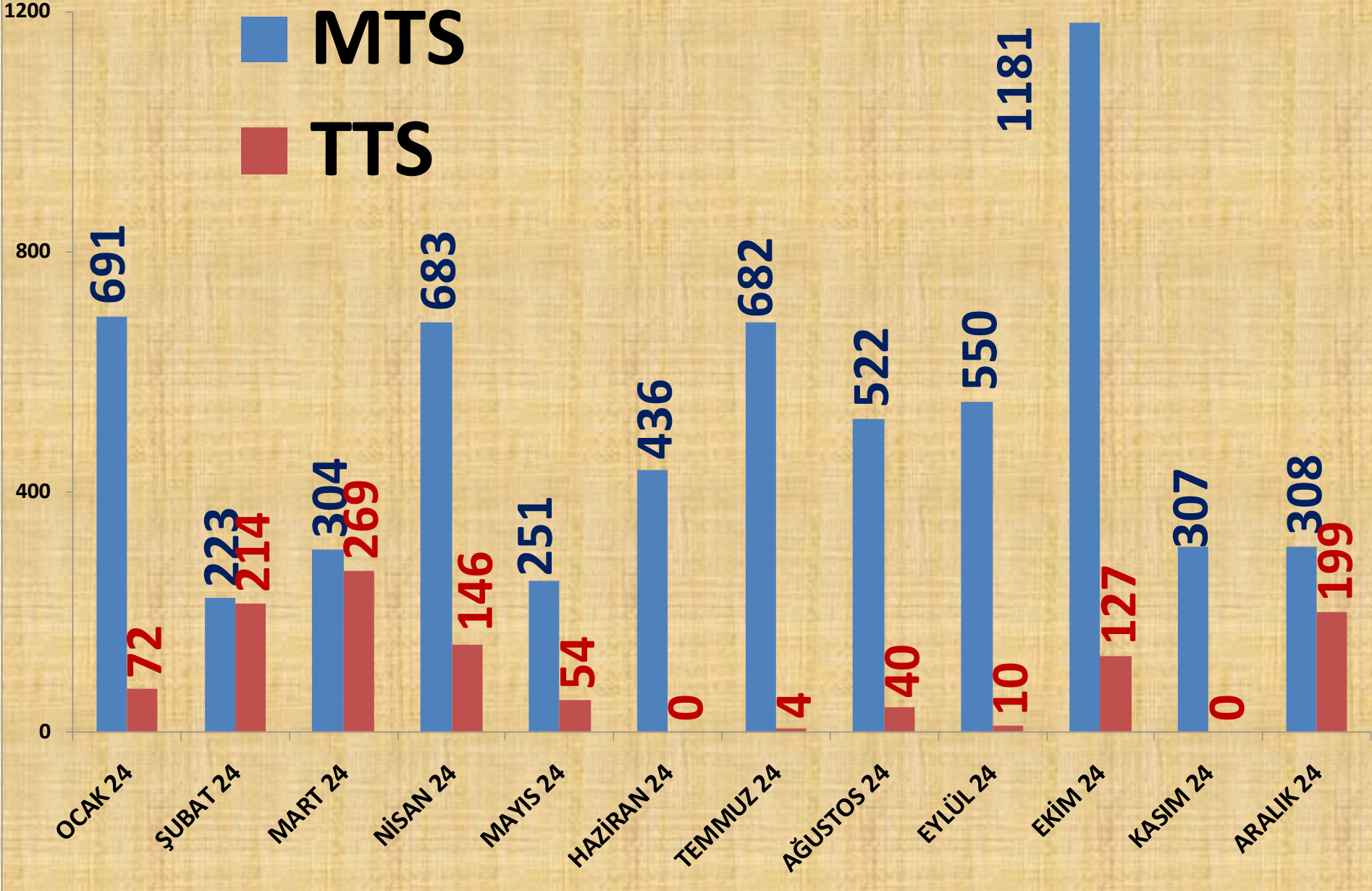
AYLIK NOHUT FİYAT TRENDİ (TL)

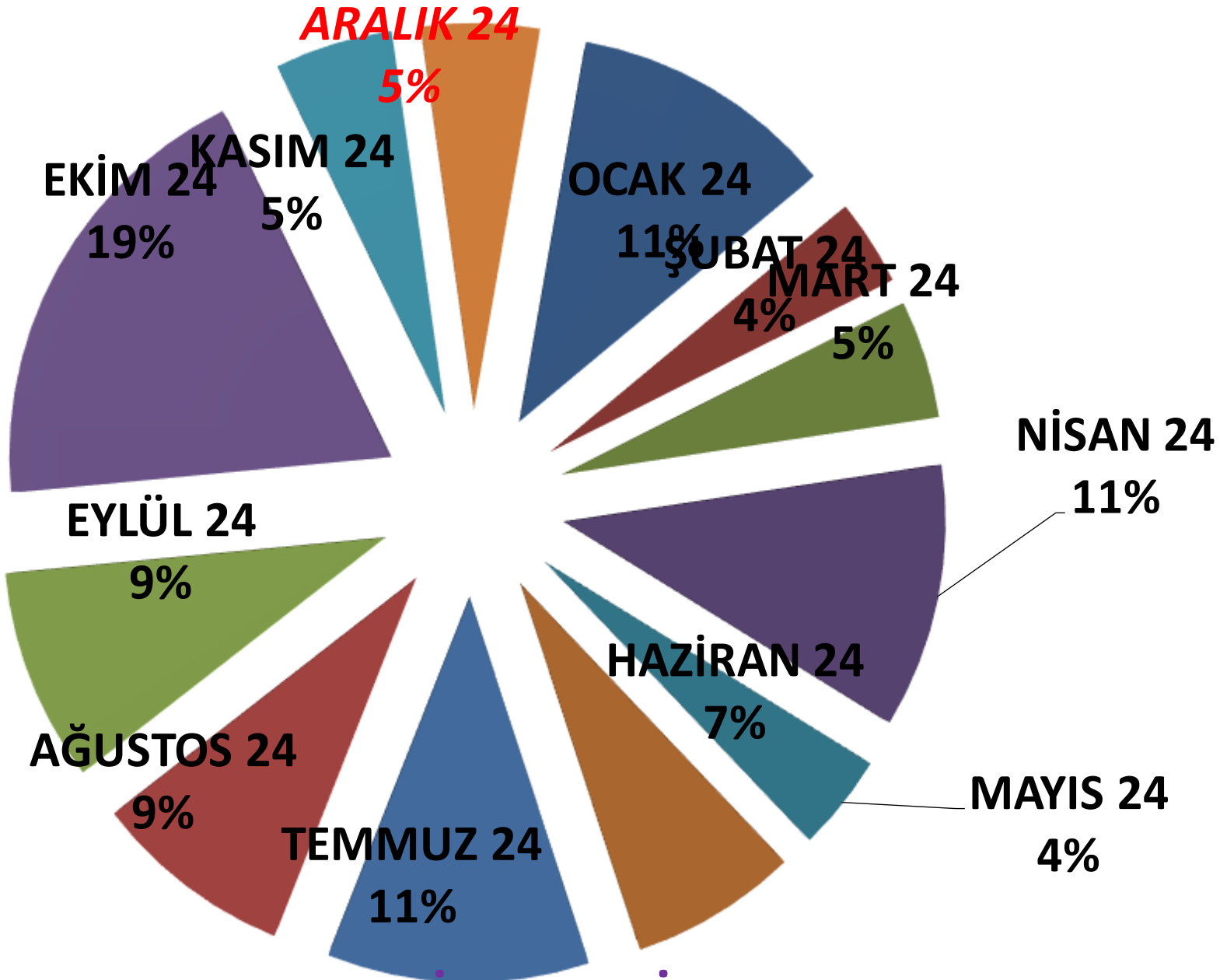


AYLIK NOHUT İŞLEM MİKTARI (TON)

■ MTS

■ TTS



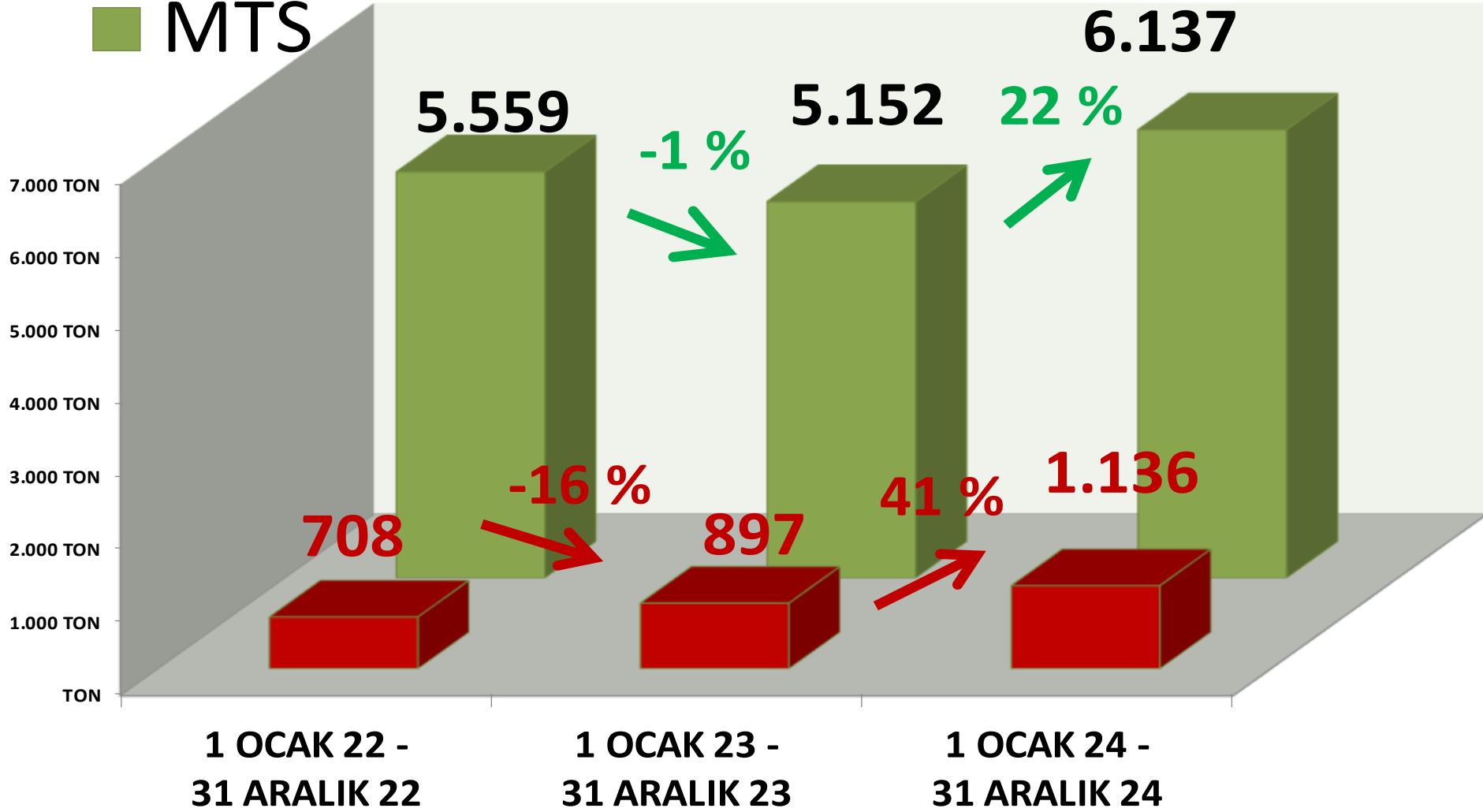


AYLIK NOHUT MTS İŞLEM MİKTARI ORANLARI

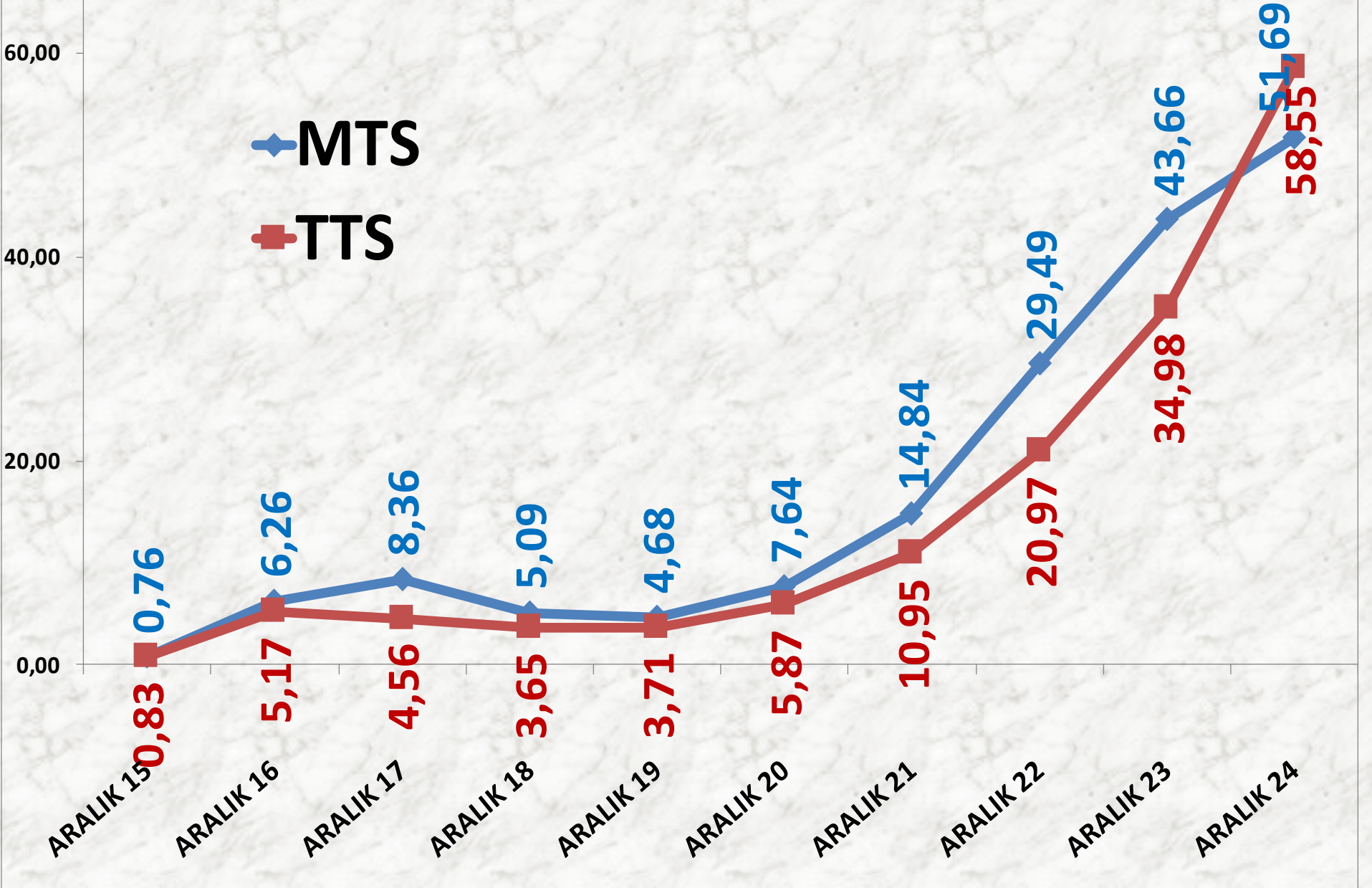
■ TTS

YILLIK NOHUT İŞLEM MİKTARI (TON)

■ MTS



KASIM AYLARI NOHUT FİYAT TRENDİ (TL)



BEYAZ LEBLEBİ

LEBLEBİ BEYAZ 8,50 mm

İŞLEM MİKTARI TON	2022 ARALIK	2023 ARALIK		2024 ARALIK	
TTS	0	-	0	-	0

LEBLEBİ BEYAZ 9 mm

İŞLEM MİKTARI TON	2022 ARALIK	2023 ARALIK		2024 ARALIK	
TTS	118 TON	74%	206 TON	16%	238 TON

BEYAZ LEBLEBİ

LEBLEBİ BEYAZ 9 + 9,50 mm

İŞLEM MİKTARI TON	2022 ARALIK	2023 ARALIK		2024 ARALIK	
TTS	14 TON	617%	99 TON	-83%	17 TON

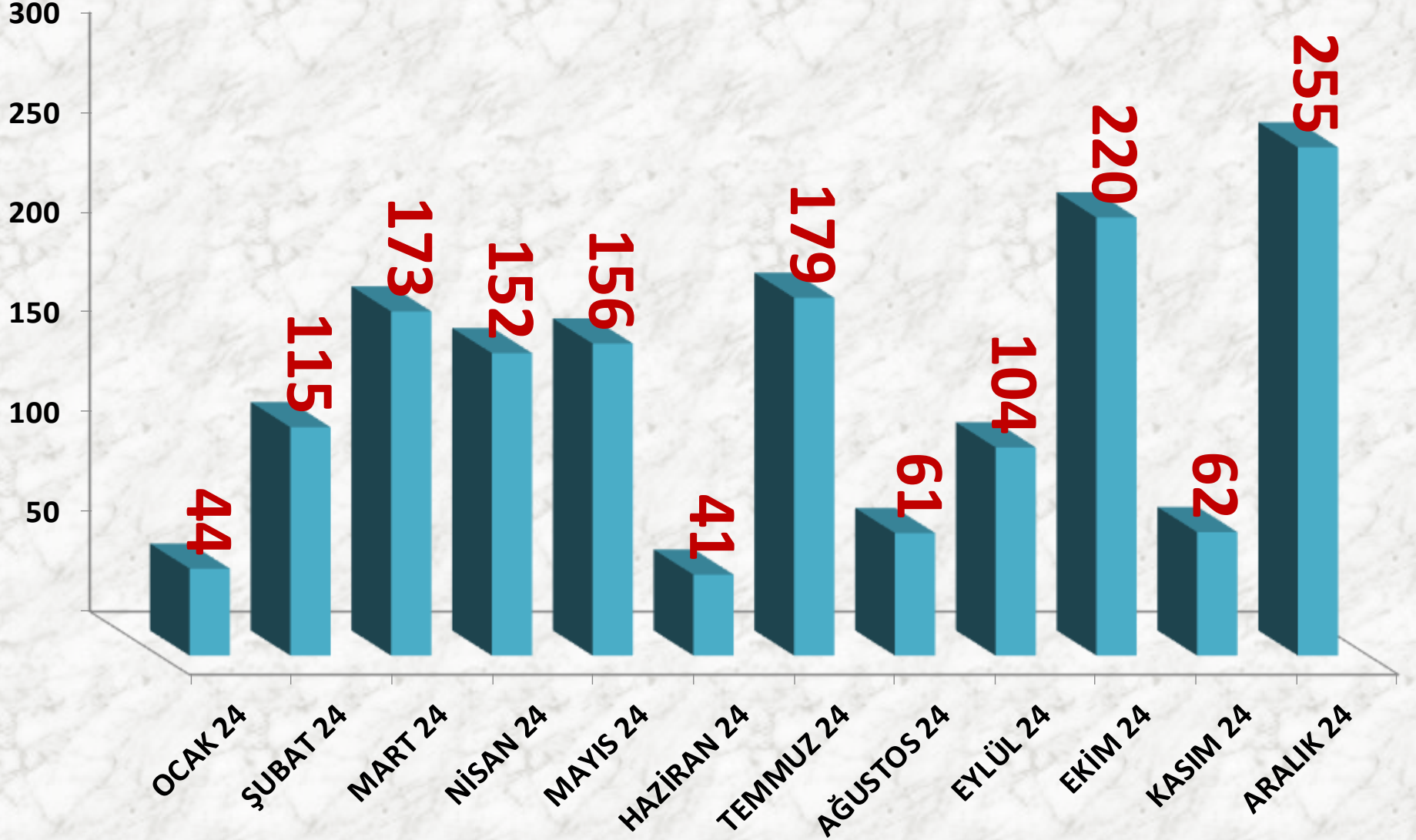
LEBLEBİ ELENTİ (Beyaz)

İŞLEM MİKTARI TON	2022 ARALIK	2023 ARALIK		2024 ARALIK	
TTS	12 TON	-50%	6 TON	-100%	0

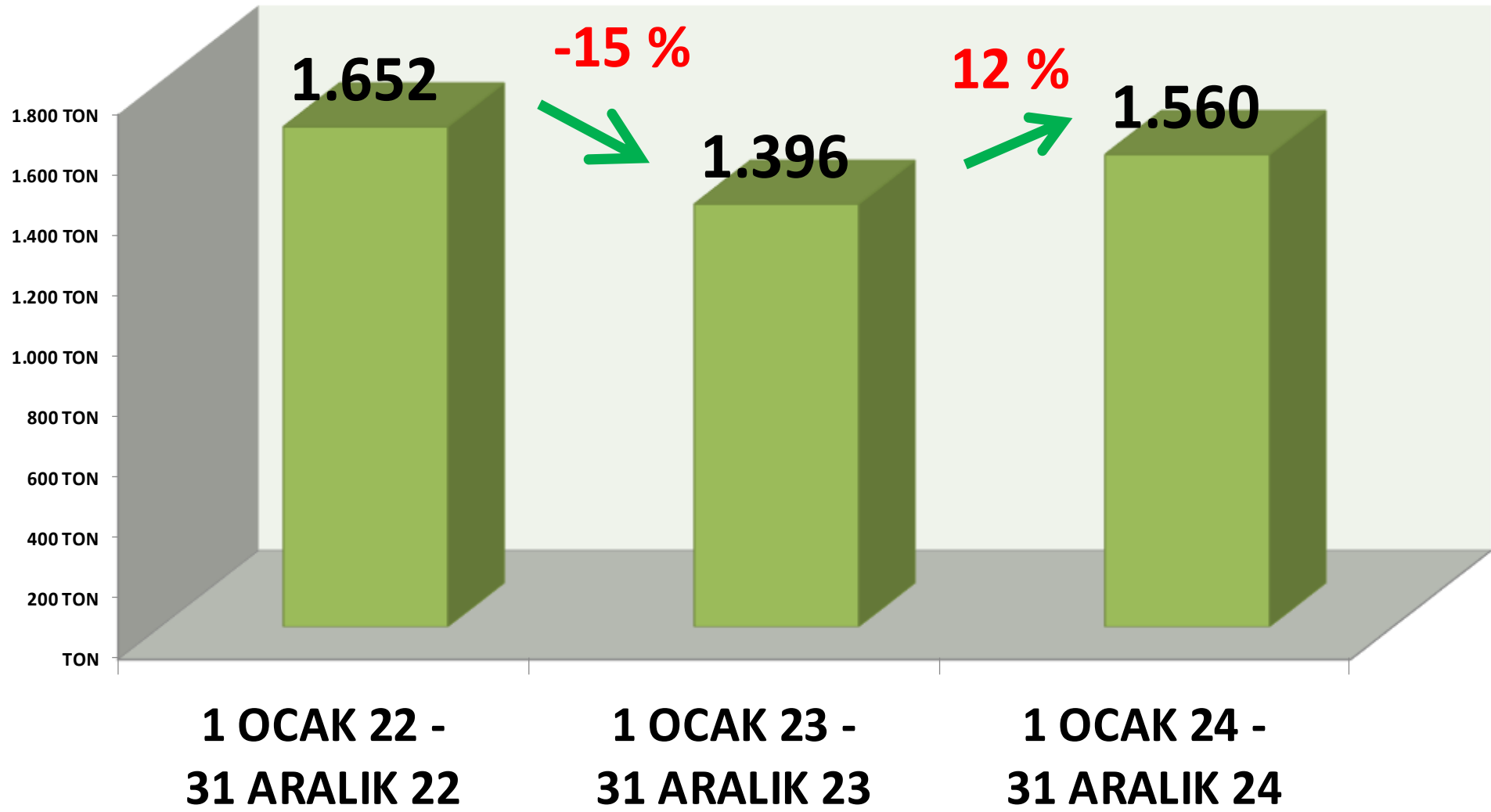
LEBLEBİ BEYAZ TOPLAM

İŞLEM MİKTARI TON	2022 ARALIK	2023 ARALIK		2024 ARALIK	
TTS	<u>144 TON</u>	116%	<u>310 TON</u>	-18%	<u>255 TON</u>

Leblebi Beyaz İşlem Miktarı (Ton)



YILLIK TOPLAM BEYAZ LEBLEBİ İŞLEM MİKTARI (TON)



LEBLEBİ BEYAZ 8,50 mm FİYATLARI

FİYAT	2022 ARALIK	2023 ARALIK		2024 ARALIK	
EN AZ	-	-	-	-	-
EN ÇOK	-	-	-	-	-
ORTALAMA	-	-	-	-	-

LEBLEBİ BEYAZ 9 mm FİYATLARI

FİYAT	2022 ARALIK	2023 ARALIK		2024 ARALIK	
EN AZ	41,58 TL	73%	72,00 TL	38%	99,58 TL
EN ÇOK	58,00 TL	55%	90,00 TL	36%	122,00 TL
ORTALAMA	46,86 TL	73%	81,04 TL	35%	109,56 TL

LEBLEBİ BEYAZ 9 + 9,50 mm FİYATLARI

FİYAT	2022 ARALIK	2023 ARALIK		2024 ARALIK	
EN AZ	34,65 TL	96%	68,00 TL	21%	82,00 TL
EN ÇOK	40,00 TL	75%	70,00 TL	27%	89,00 TL
ORTALAMA	38,06 TL	80%	68,49 TL	22%	83,36 TL

LEBLEBİ ELENTİ (Beyaz) Fiyatları

ORTALAMA FİYAT	2022 ARALIK	2023 ARALIK		2024 ARALIK	
	12,14 TL	-18%	10,00 TL	-	-

SARI LEBLEBİ

LEBLEBİ SARI 9 mm

İŞLEM MİKT. TON	2022 ARALIK	2023 ARALIK		2024 ARALIK	
TTS	31 TON	-30%	22 TON	-95%	1 TON

LEBLEBİ SARI 9,50 mm

İŞLEM MİKT. TON	2022 ARALIK	2023 ARALIK		2024 ARALIK	
TTS	22 TON	251%	77 TON	58%	122 TON

LEBLEBİ SARI 9,75 mm

İŞLEM MİKT. TON	2022 ARALIK	2023 ARALIK		2024 ARALIK	
TTS	78 TON	-36%	50 TON	202%	150 TON

LEBLEBİ SARI 10 mm

İŞLEM MİKT. TON	2022 ARALIK	2023 ARALIK		2024 ARALIK	
TTS	395 TON	-35%	257 TON	-75%	63 TON

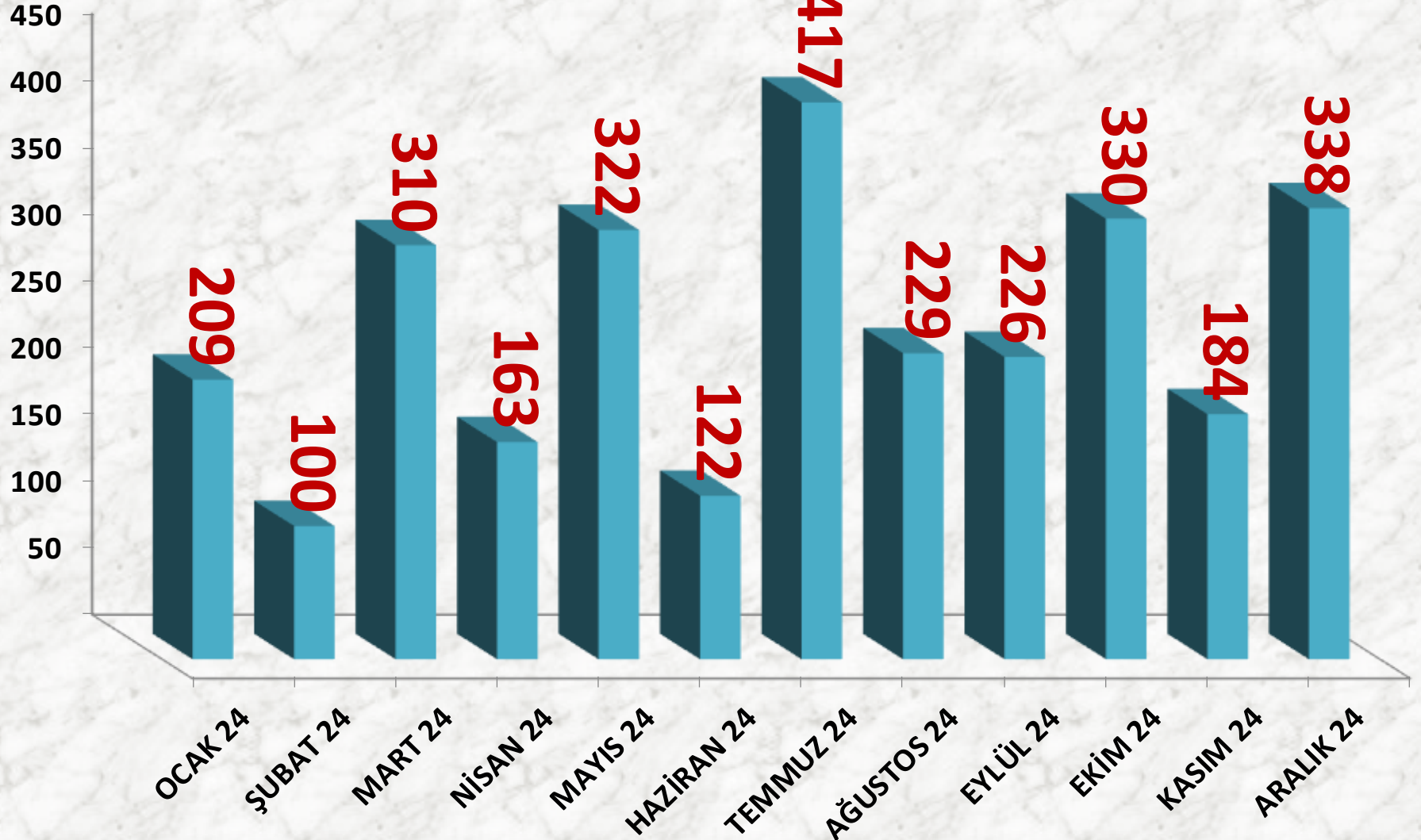
LEBLEBİ KALBURALTI (SARI)

İŞLEM MİKT. TON	2022 ARALIK	2023 ARALIK		2024 ARALIK	
TTS	0	-	3 TON	-66%	1 TON

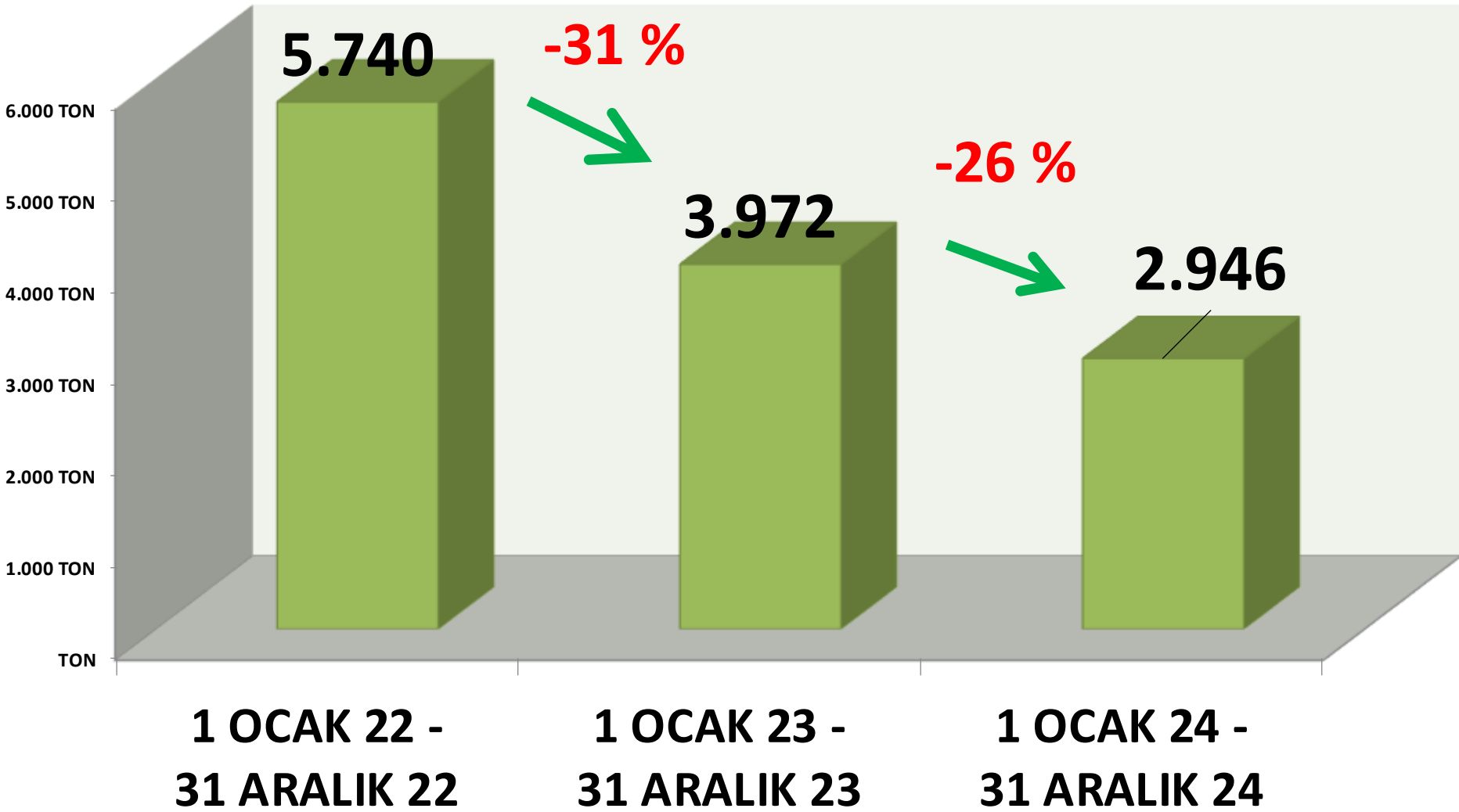
LEBLEBİ SARI TOPLAM

İŞLEM MİKT. TON	2022 ARALIK	2023 ARALIK		2024 ARALIK	
TTS	<u>526 TON</u>	-22%	<u>409 TON</u>	-17%	<u>338 TON</u>

Leblebi Sarı İşlem Miktarı (Ton)



YILLIK TOPLAM SARI LEBLEBİ İŞLEM MİKTARI (TON)



LEBLEBİ SARI 9 mm FİYATLARI

	2022 ARALIK	2023 ARALIK		2024 ARALIK	
EN AZ	20,00 TL	140%	48,00 TL	21%	58,00 TL
EN ÇOK	30,00 TL	60%	48,00 TL	21%	58,00 TL
ORTALAMA	21,84 TL	120%	48,00 TL	21%	58,00 TL

LEBLEBİ SARI 9,50 mm FİYATLARI

	2022 ARALIK	2023 ARALIK		2024 ARALIK	
EN AZ	33,00 TL	55%	51,00 TL	50%	76,44 TL
EN ÇOK	33,00 TL	79%	59,00 TL	35%	79,90 TL
ORTALAMA	33,00 TL	73%	57,22 TL	35%	77,12 TL

LEBLEBİ SARI 9,75 mm FİYATLARI

	2022 ARALIK	2023 ARALIK		2024 ARALIK	
EN AZ	36,75 TL	63%	60,00 TL	42%	85,35 TL
EN ÇOK	40,00 TL	61%	64,50 TL	40%	90,00 TL
ORTALAMA	39,73 TL	53%	60,80 TL	43%	86,96 TL

LEBLEBİ SARI 10 mm FİYATLARI

	2022 ARALIK	2023 ARALIK		2024 ARALIK	
EN AZ	41,14 TL	58%	65,00 TL	41%	91,50 TL
EN ÇOK	66,00 TL	39%	92,00 TL	30%	120,00 TL
ORTALAMA	49,41 TL	50%	74,09 TL	40%	103,67 TL


LEBLEBİ KALBURALTI (SARI) FİYATLARI

	2022 ARALIK	2023 ARALIK		2024 ARALIK	
ORTALAMA FİYAT	-	-	18,00 TL	78%	31,97 TL

YILLIK YURTIÇI TOPLAM LEBLEBİ İŞLEM MİKTARI

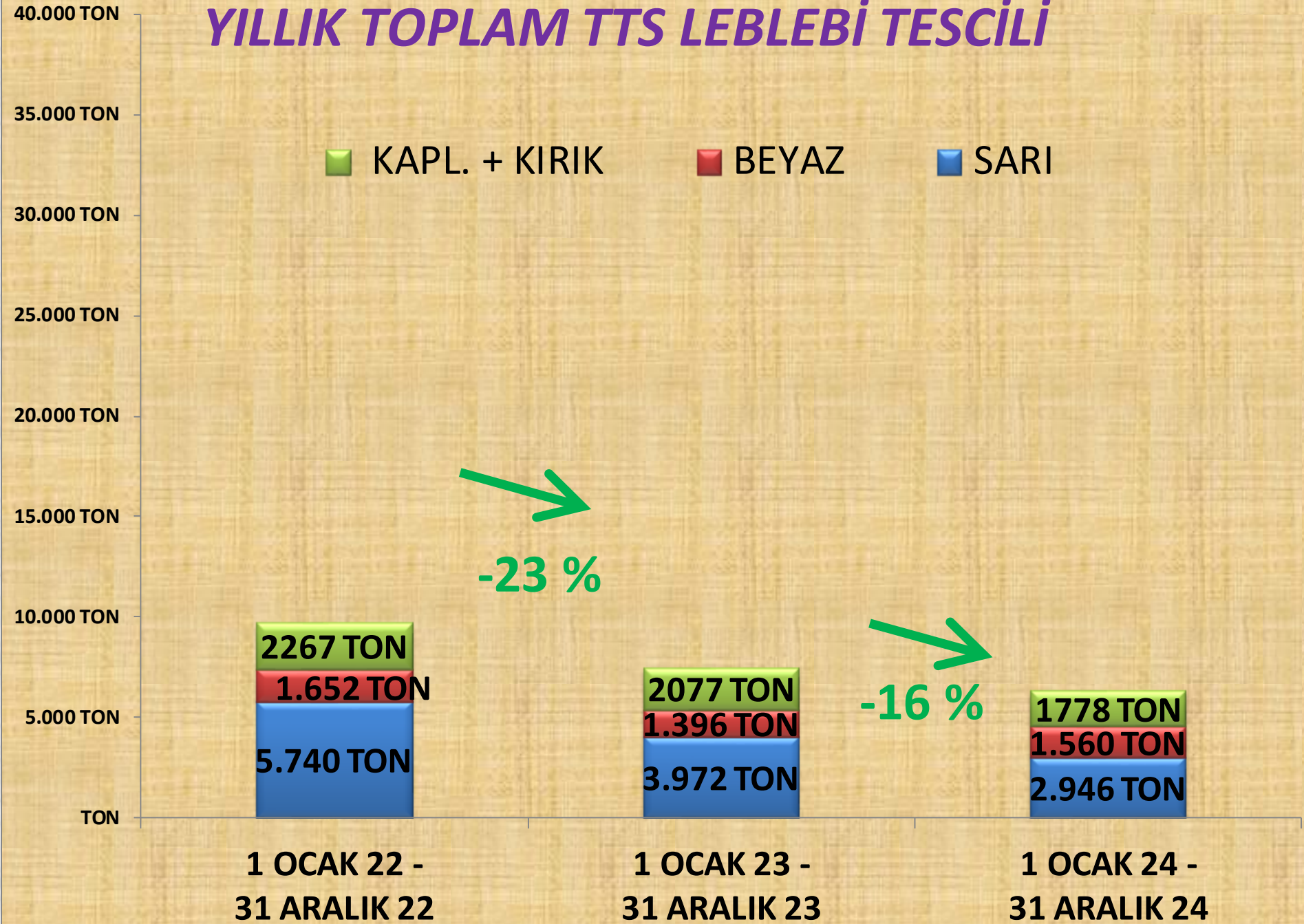
MIKTAR	1 OCAK 22 - 31 ARALIK 22	1 OCAK 23 - 31 ARALIK 23		1 OCAK 24 - 31 ARALIK 24	
SARI	5.740 TON	-31%	3.972 TON	-26%	2.946 TON
BEYAZ	1.652 TON	-15%	1.396 TON	12%	1.560 TON
KAPL.+KIRIK	2.267 TON	-8%	2.077 TON	-14%	1.778 TON
LEBLEBİ TOPLAM	9.659 TON	-23%	7.445 TON	-16%	6.284 TON

YILLIK TOPLAM TTS LEBLEBİ TESCİLİ

 KAPL. + KIRIK

 BEYAZ

 SARI



LEBLEBİ İHRACAT MİKTARLARI

2022 ARALIK

SARI LEBLEBİ	3.050 kg.
BEYAZ LEBLEBİ	2.000 kg.
KAPLAMALI LEBLEBİ	2.500 kg.
KIRIK LEBLEBİ	200 kg.
LEBLEBİ UNU	-
LEBLEBİ KALBURALTI	-
TOPLAM	7.750 kg.

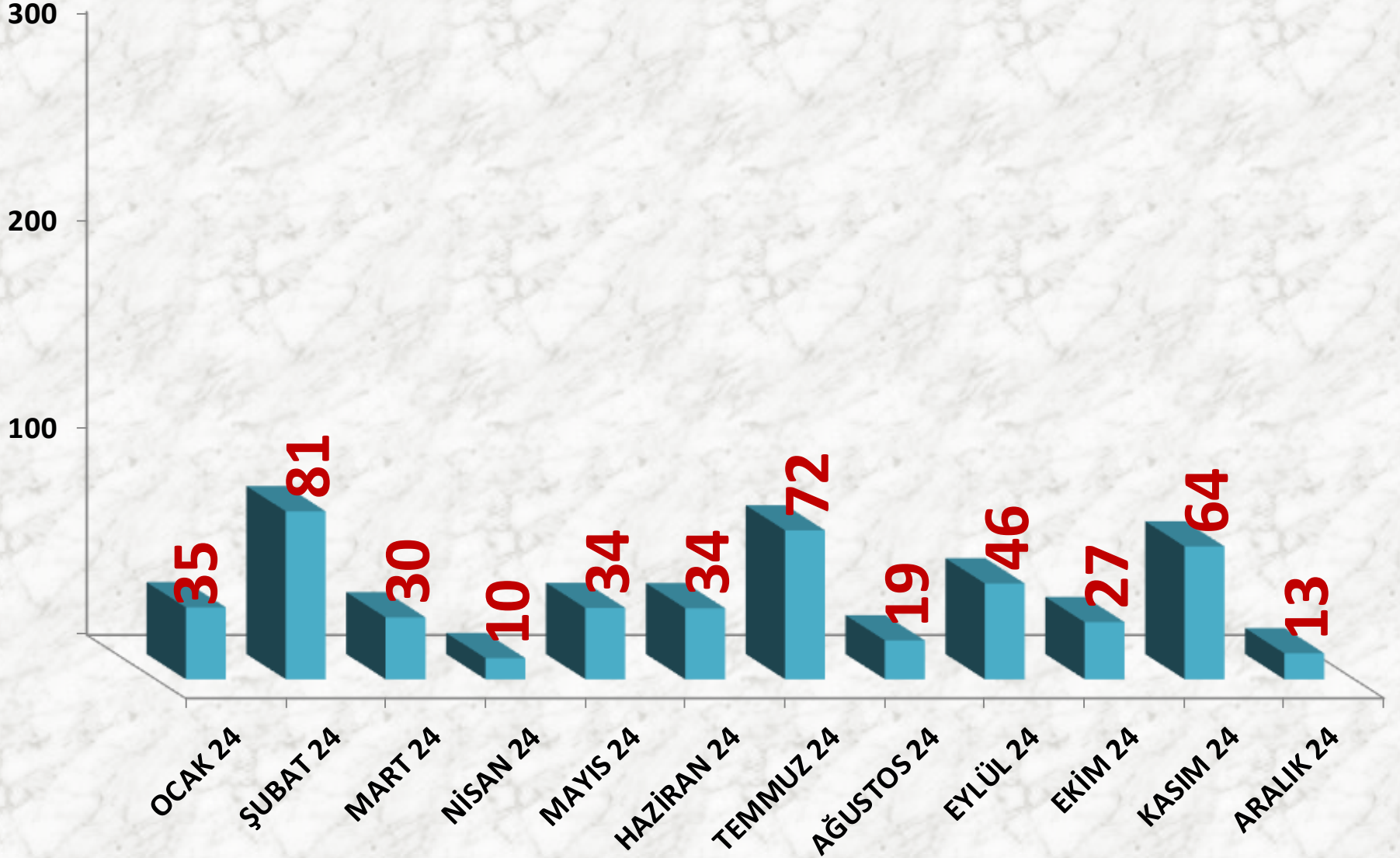
2023 ARALIK

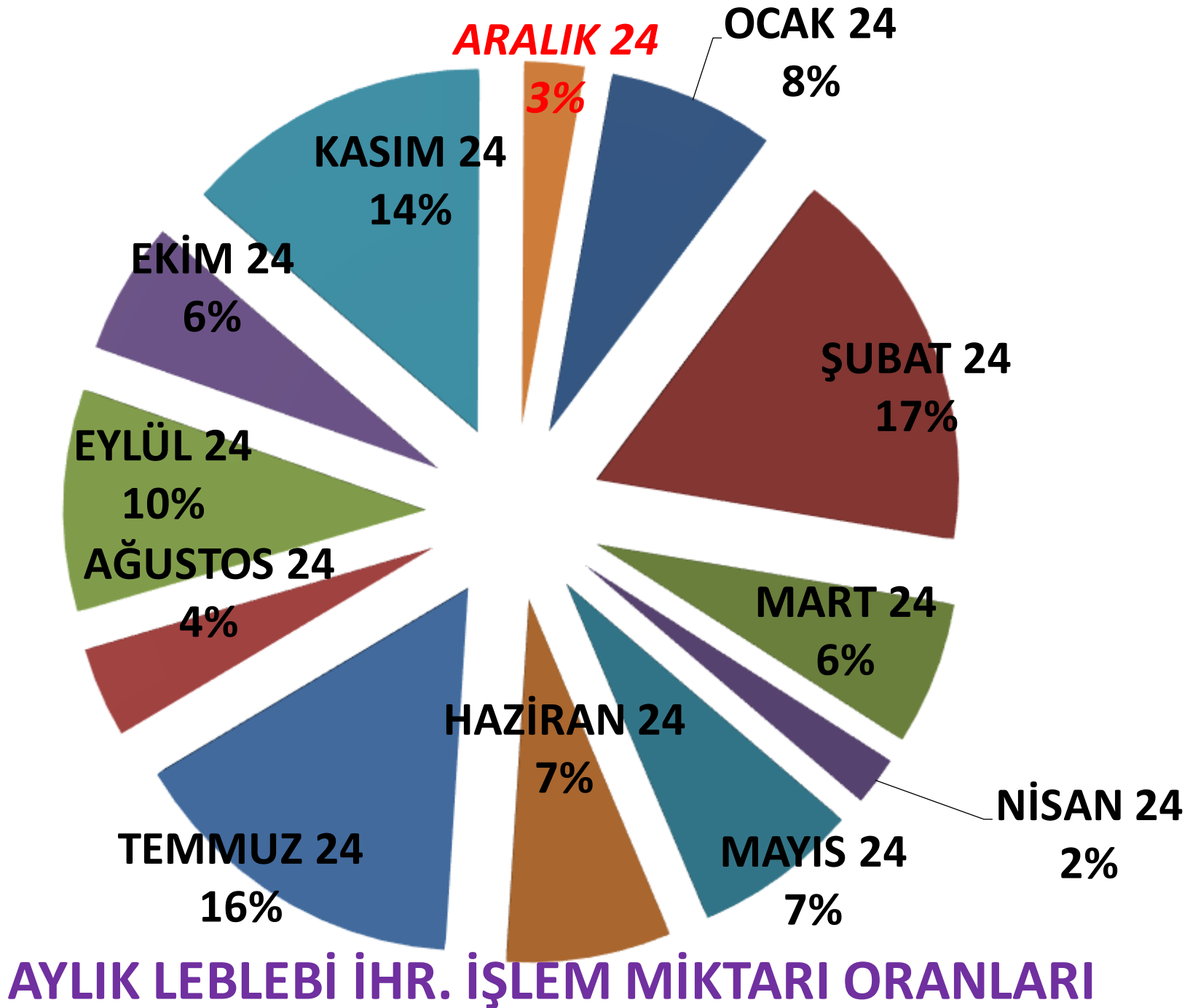
SARI LEBLEBİ	23.304 kg.
BEYAZ LEBLEBİ	23.310 kg.
KAPLAMALI LEBLEBİ	4.252 kg.
KIRIK LEBLEBİ	-
LEBLEBİ UNU	-
LEBLEBİ KALBURALTI	-
TOPLAM	50.866 kg.

2024 ARALIK

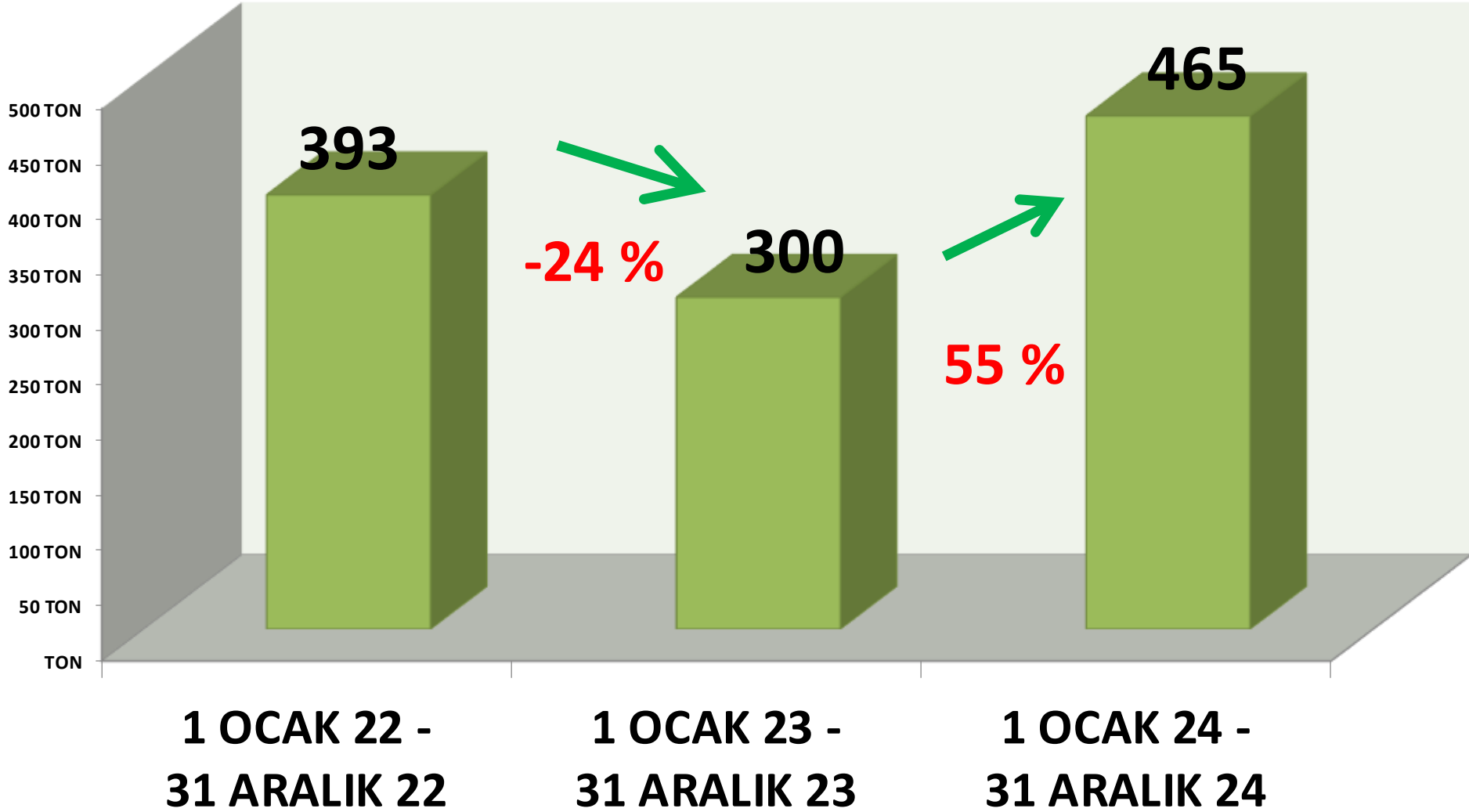
SARI LEBLEBİ	8.500 kg.
BEYAZ LEBLEBİ	2.000 kg.
KAPLAMALI LEBLEBİ	2.000 kg.
KIRIK LEBLEBİ	-
LEBLEBİ UNU	-
LEBLEBİ KALBURALTI	-
TOPLAM	12.500 kg.

Leblebi İhracat (Ton)





YILLIK TOPLAM LEBLEBİ İHRACAT MİKTARI (TON)



AYÇEKİRDEĞİ

İŞLEM MİKTARI TON	2022 ARALIK	2023 ARALIK		2024 ARALIK	
MTS	2.667 TON	-31%	1.854 TON	180%	5.183 TON
TTS	1.656 TON	12%	1.857 TON	65%	3.061 TON

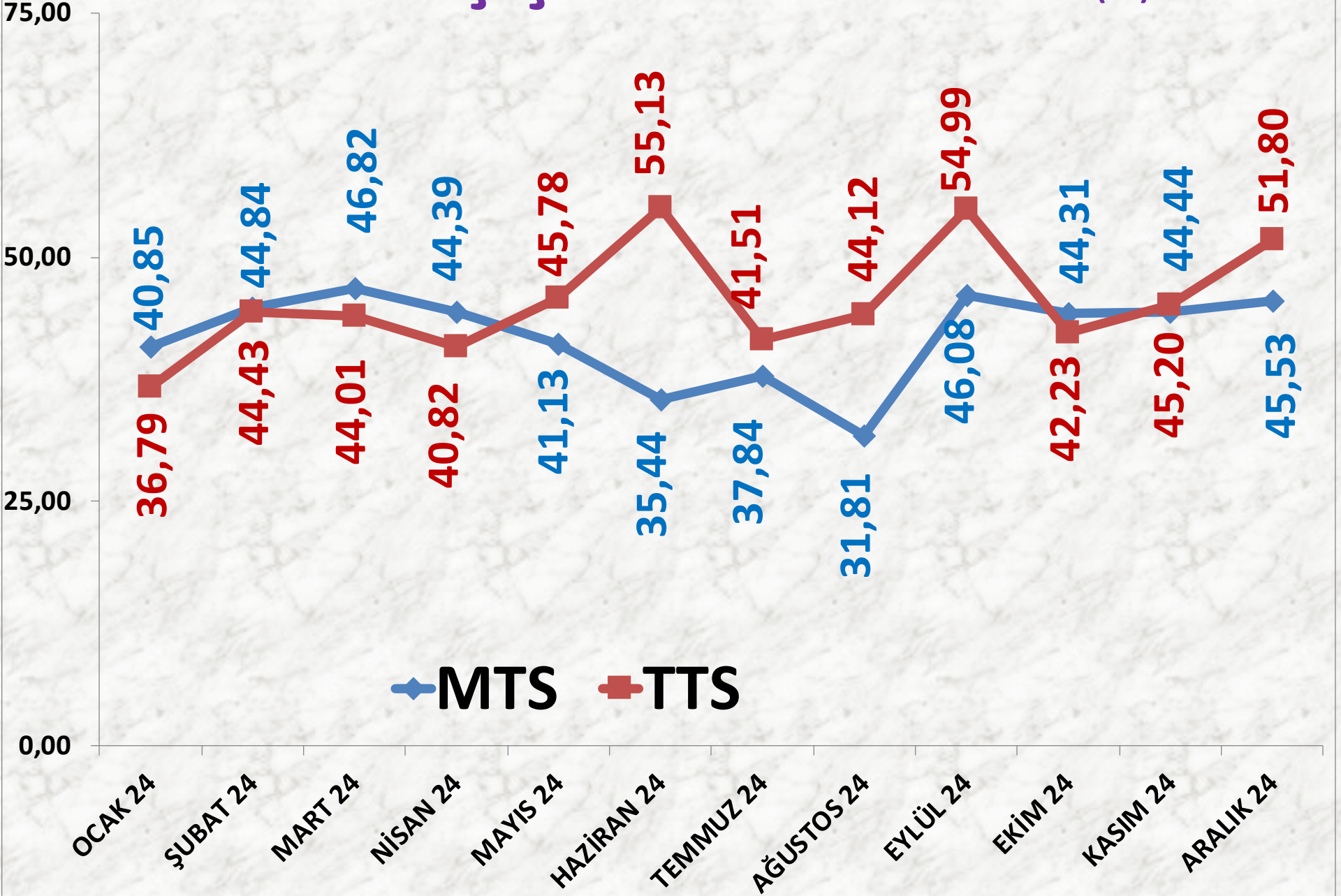
AYÇİÇEĞİ FİYATLARI

EN AZ FİYAT	2022 ARALIK	2023 ARALIK		2024 ARALIK	
MTS	16,50 TL	147%	40,82 TL	-29%	28,96 TL
TTS	17,00 TL	76%	30,00 TL	-7%	28,00 TL

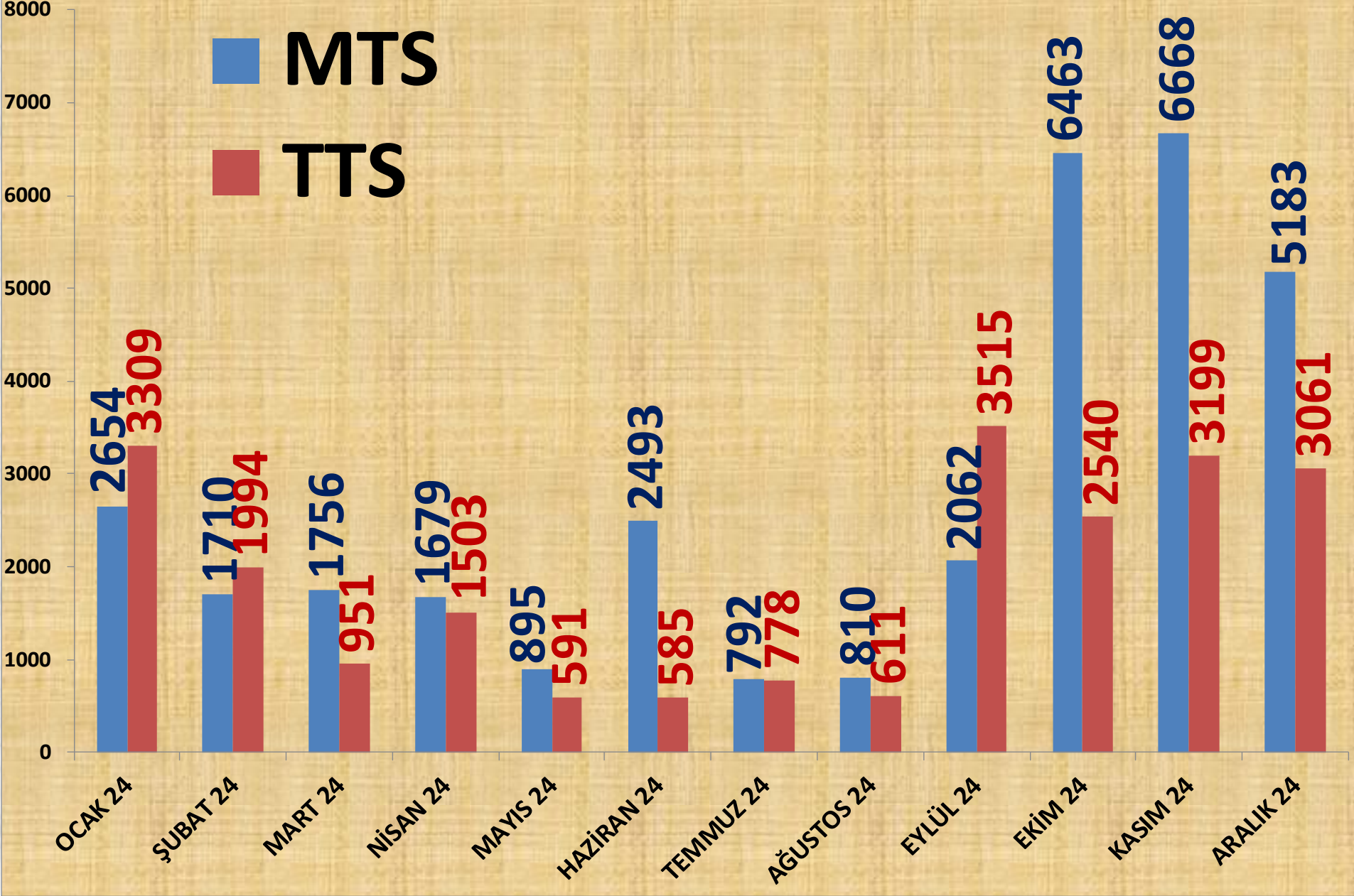
EN ÇOK FİYAT	2022 ARALIK	2023 ARALIK		2024 ARALIK	
MTS	35,50 TL	159%	91,91 TL	-16%	77,56 TL
TTS	46,33 TL	63%	75,48 TL	32%	100,00 TL

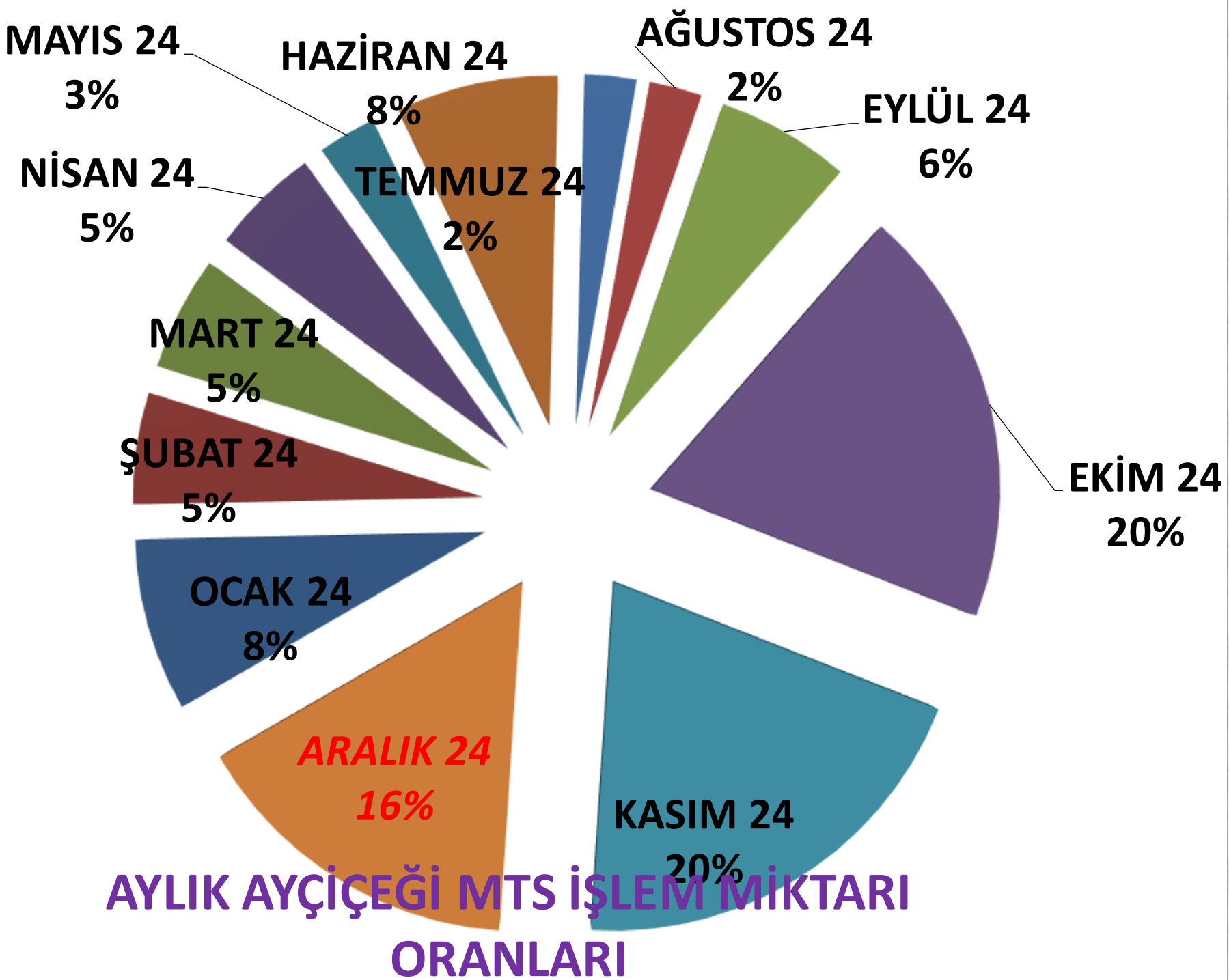
ORTALAMA FİYAT	2022 ARALIK	2023 ARALIK		2024 ARALIK	
MTS	25,03 TL	53%	38,30 TL	19%	45,53 TL
TTS	27,15 TL	66%	45,10 TL	15%	51,80 TL

AYLIK AYÇİÇEĞİ FİYAT TRENDİ (TL)



AYLIK AYÇİÇEĞİ İŞLEM MİKTARI (TON)

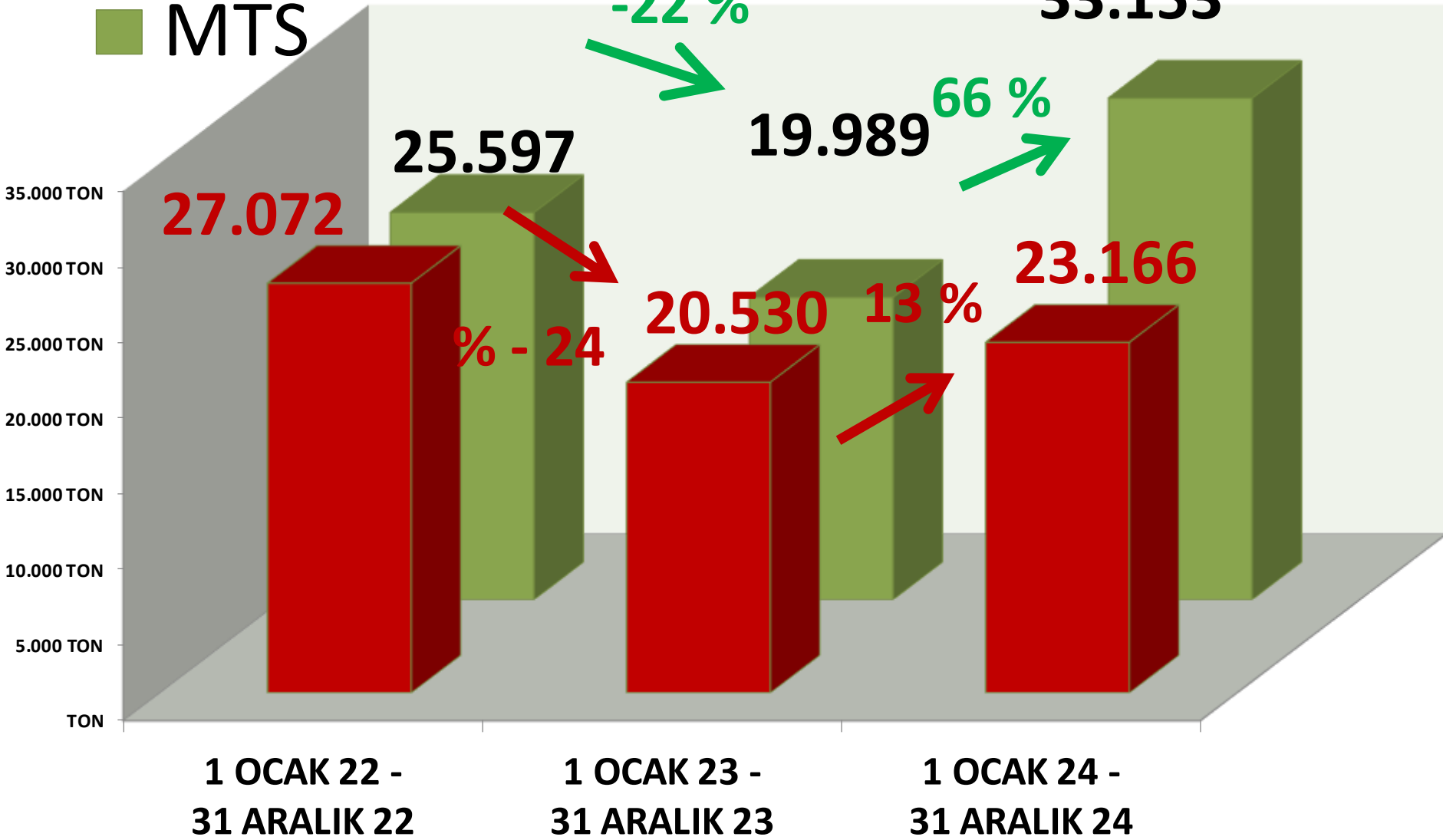




YILLIK AYÇİÇEĞİ İŞLEM MİKTARI (TON)

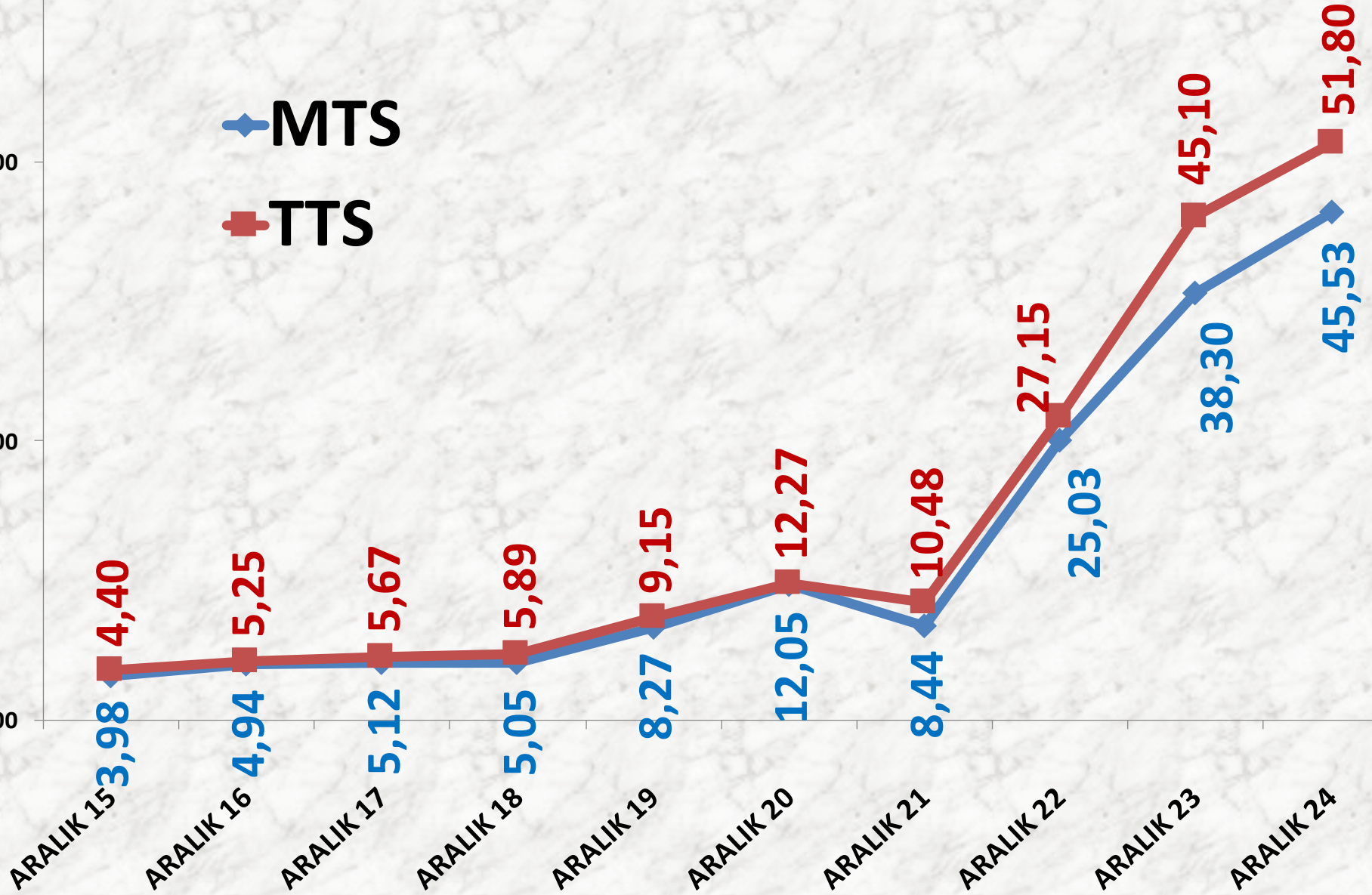
■ TTS

■ MTS



ARALIK AYLARI AYÇİÇEĞİ FİYAT TRENDİ (TL)

◆ MTS
■ TTS

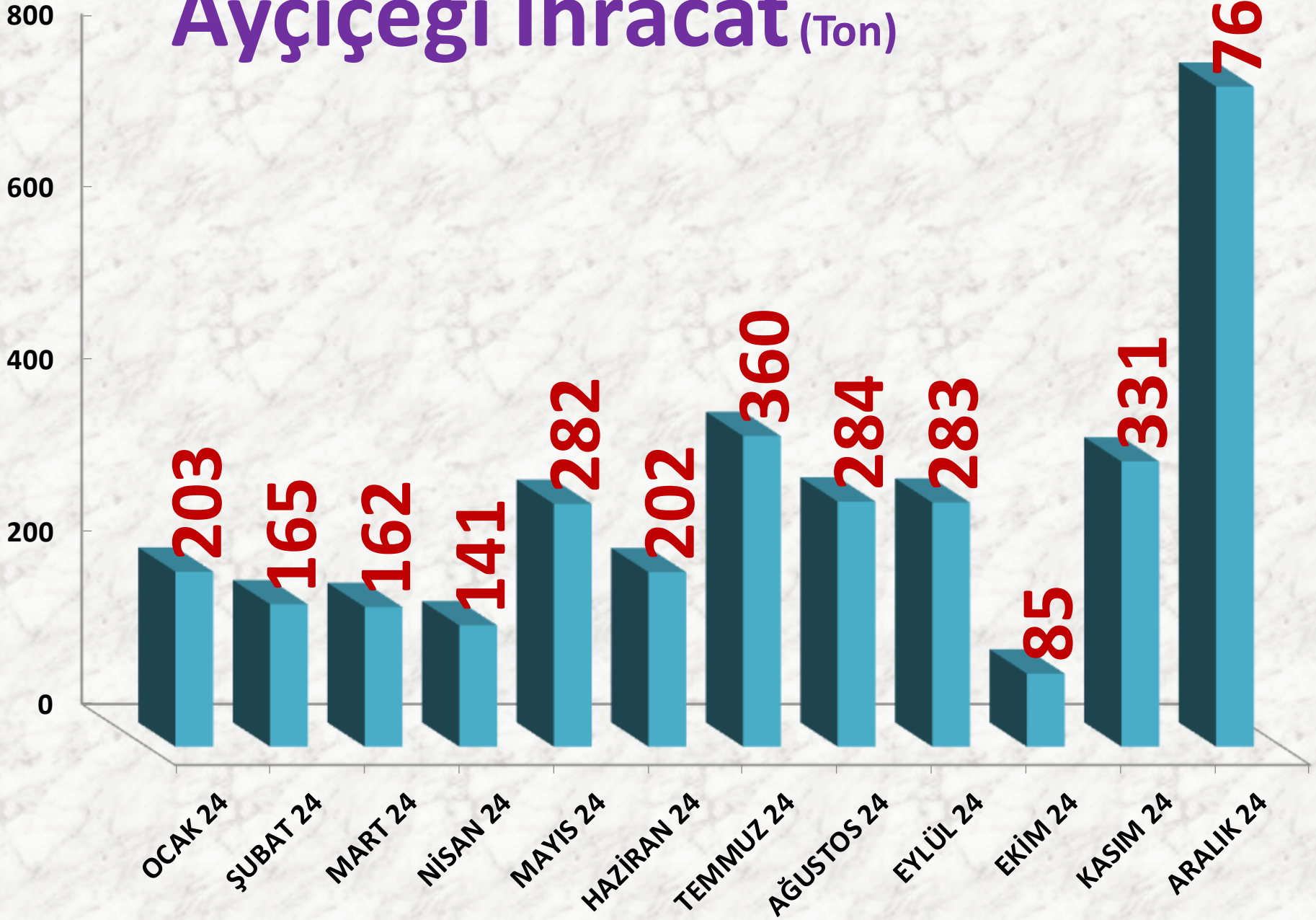


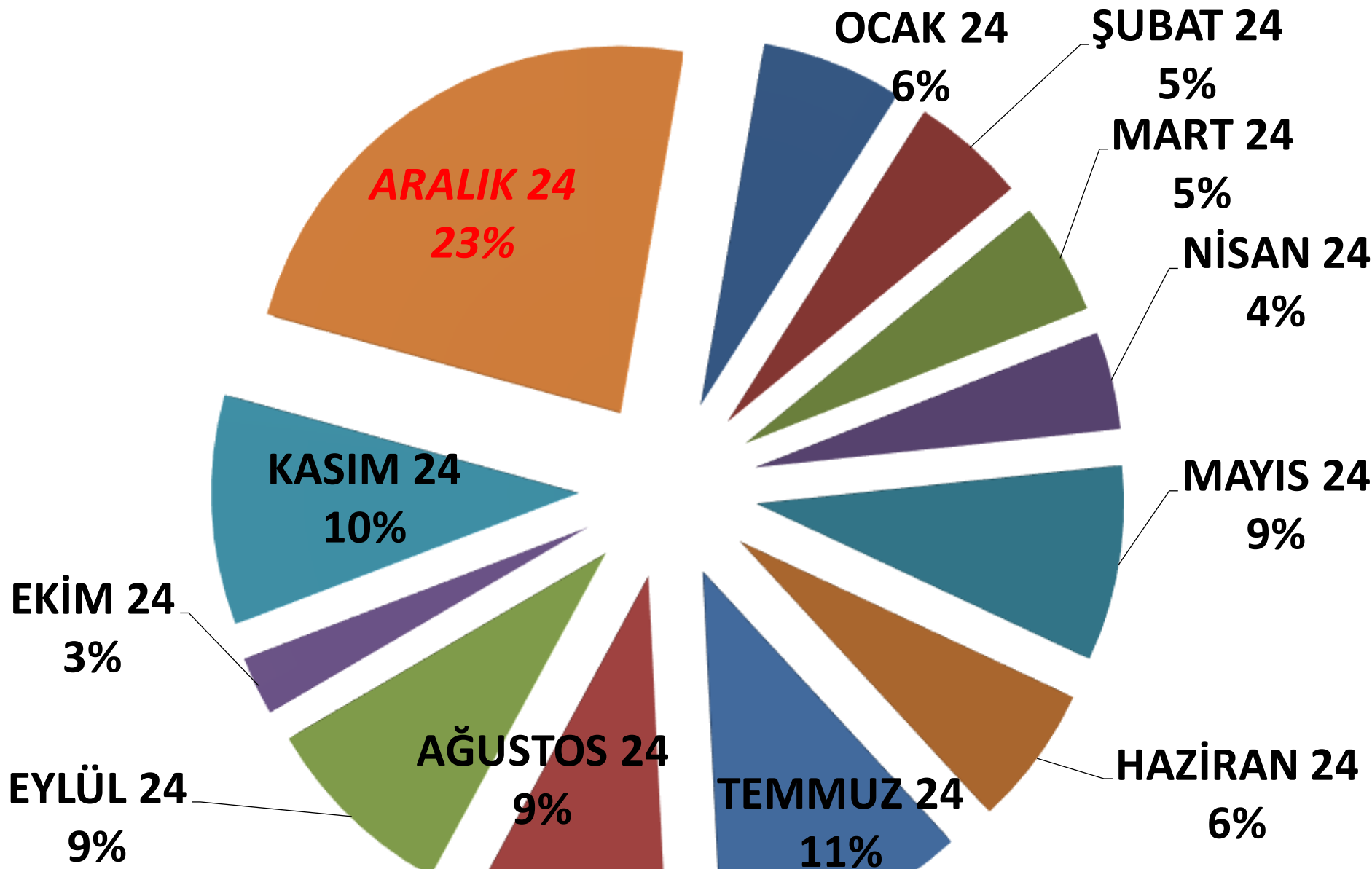
AYÇEKİRDEĞİ İHRACATI

	2022 ARALIK	2023 ARALIK		2024 ARALIK	
İHRACAT	478 TON	-60%	191 TON	301%	766 TON



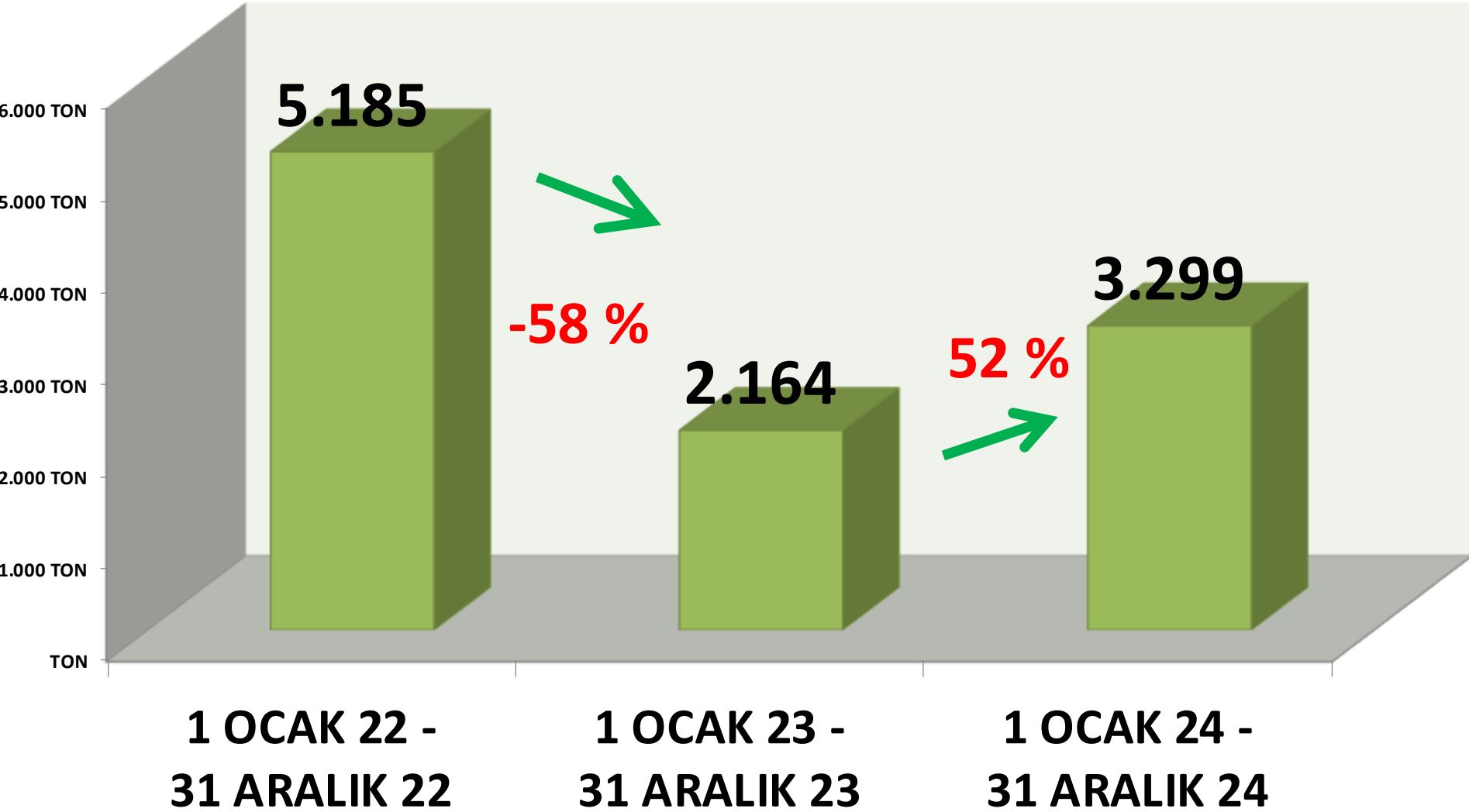
Ayçiçeği İhracat (Ton)





AYLIK AYÇİÇEĞİ İHR. İŞLEM MİKTARI ORANLARI

YILLIK TOPLAM AYÇIĞEĞİ İHRACAT MİKTARI (TON)



SÜT

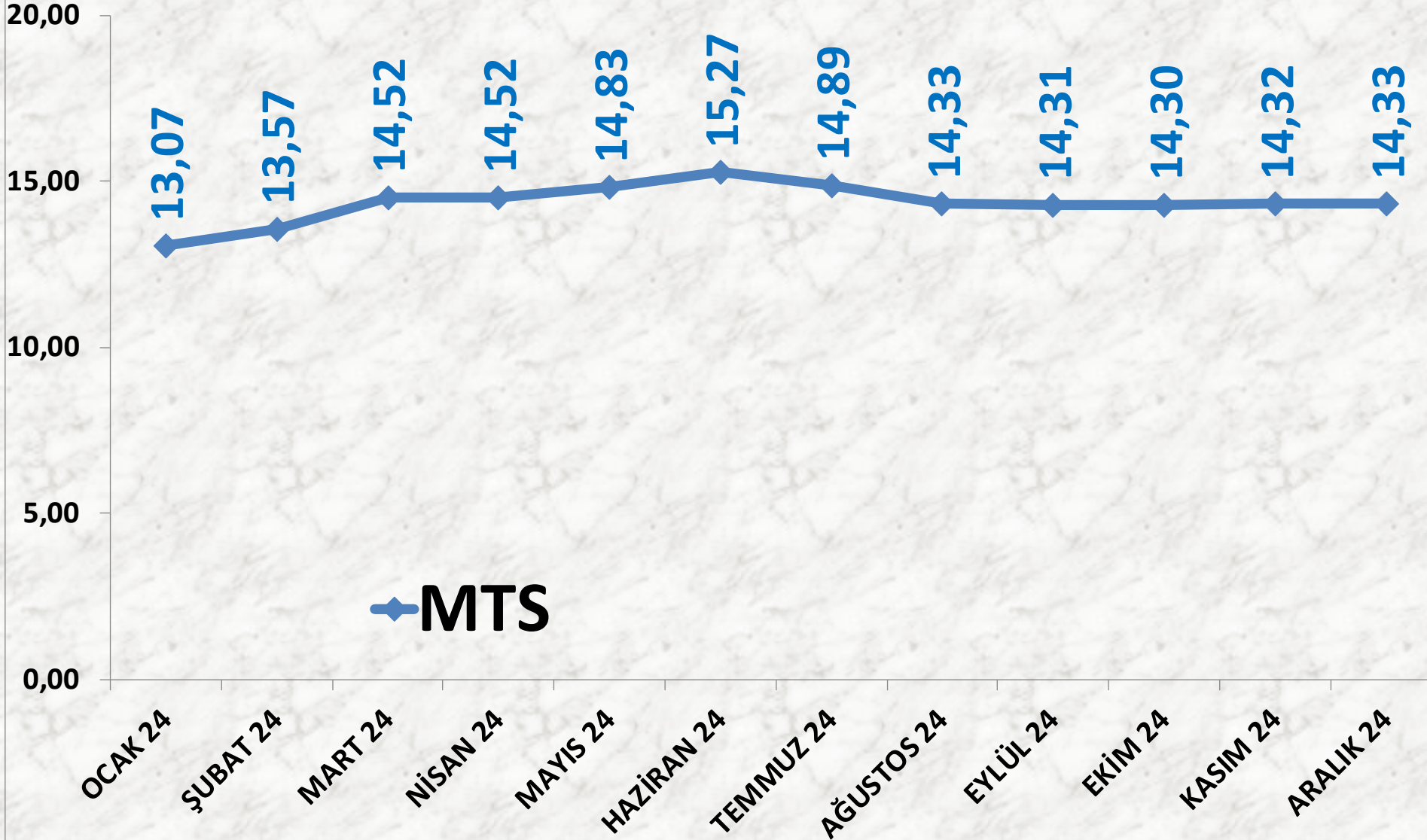
İŞLEM MİKTARI (M³)	2022 ARALIK	2023 ARALIK		2024 ARALIK	
MTS	24.015 M ³	17%	28.056 M ³	14%	31.863 M ³

EN AZ FİYAT	2022 ARALIK	2023 ARALIK		2024 ARALIK	
MTS	8,33 TL	38%	11,50 TL	13%	13,00 TL

EN ÇOK FİYAT	2022 ARALIK	2023 ARALIK		2024 ARALIK	
MTS	10,40 TL	63%	17,00 TL	29%	22,00 TL

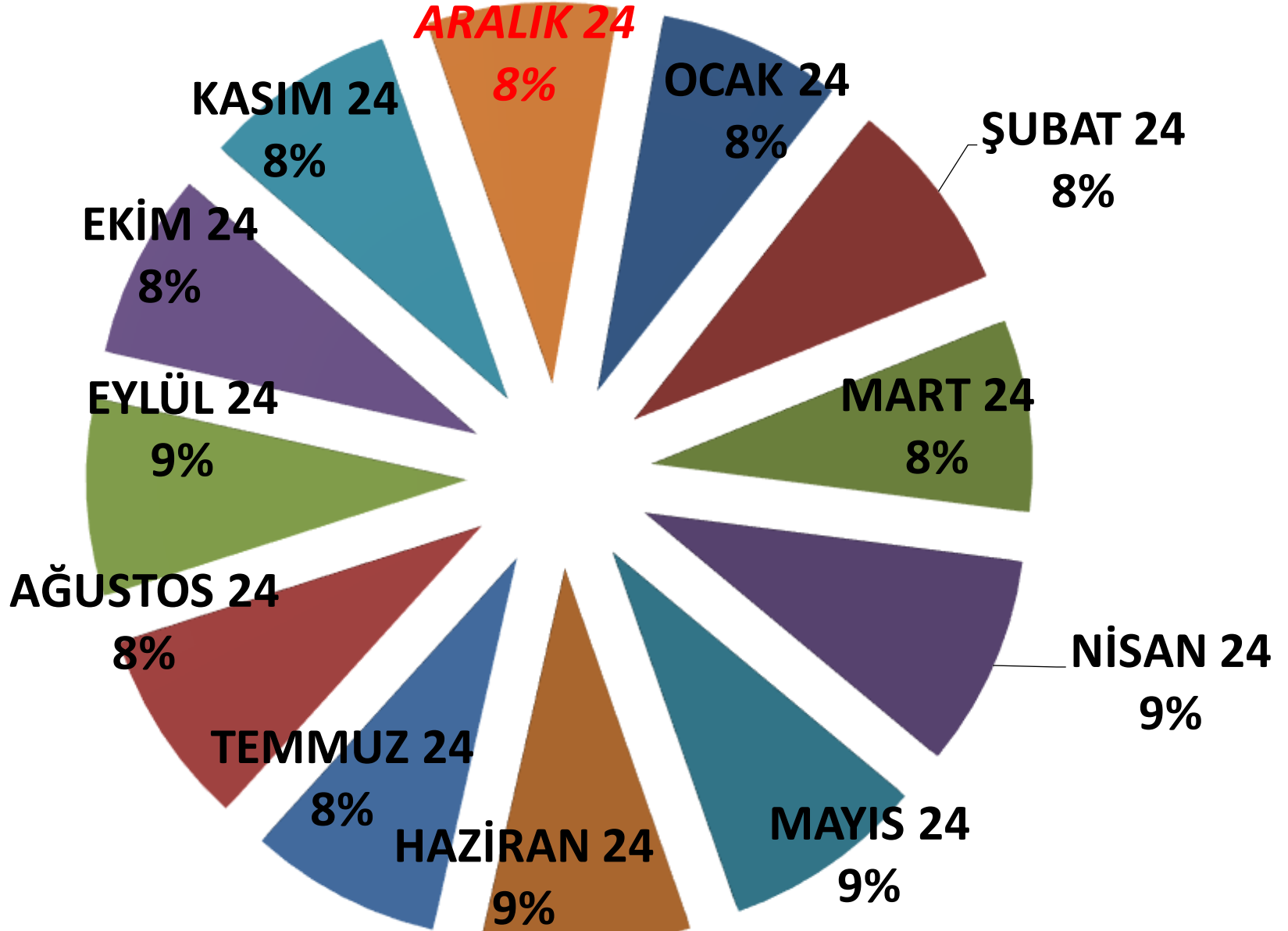
ORTALAMA FİYAT	2022 ARALIK	2023 ARALIK		2024 ARALIK	
MTS	9,49 TL	37%	13,04 TL	10%	14,33 TL

AYLIK İNEK SÜTÜ FİYAT TRENDİ_(TL)





AYLIK SÜT İŞLEM MİKTARI (M³)



AYLIK SÜT MTS İŞLEM MİKTARI ORANLARI

YILLIK İNEK SÜTÜ İŞLEM MİKTARI (TON)

394.193

332.492

1 %

337.096

17 %

1 OCAK 22 -
31 ARALIK 22

1 OCAK 23 -
31 ARALIK 23

1 OCAK 24 -
31 ARALIK 24

400.000 M³

350.000 M³

300.000 M³

250.000 M³

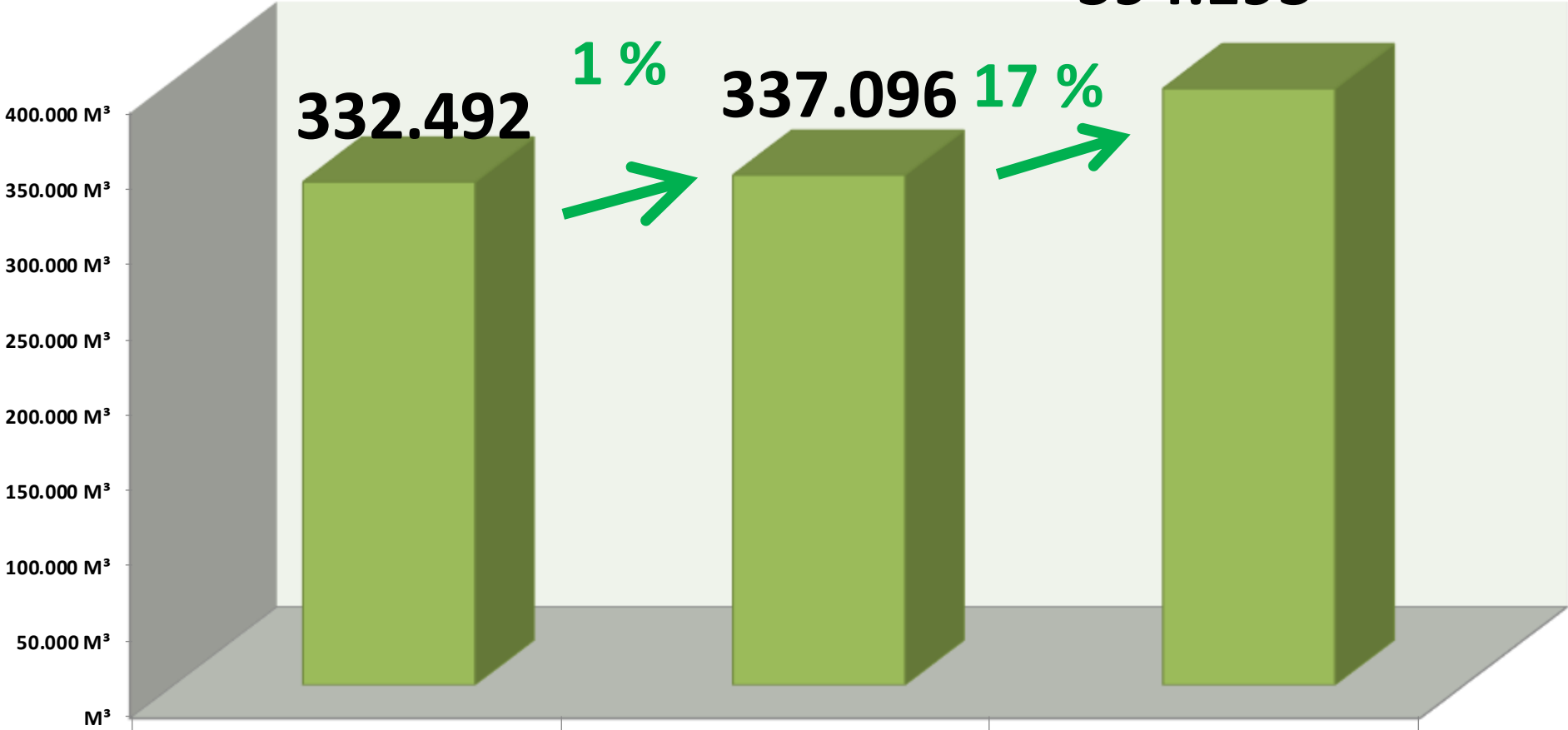
200.000 M³

150.000 M³

100.000 M³

50.000 M³

M³



BEYAZ HAŞHAŞ

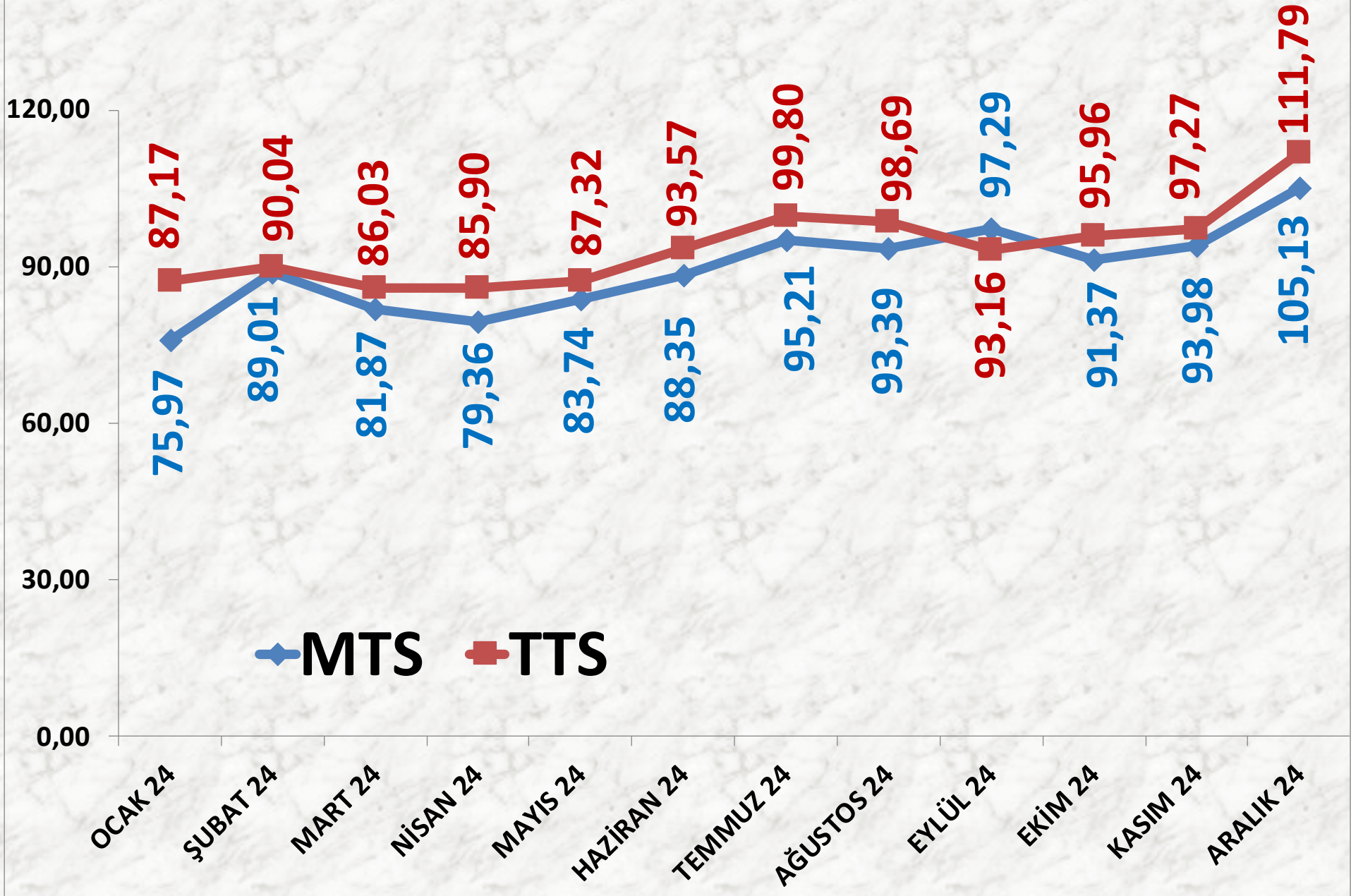
İŞLEM MİKTARI TON	2022 EYLÜL	2023 EYLÜL		2024 EYLÜL	
MTS	254 TON	-98%	6 TON	39%	8 TON
TTS	297 TON	-54%	138 TON	-78%	31 TON

EN AZ FİYAT	2022 EYLÜL	2023 EYLÜL		2024 EYLÜL	
MTS	46,25 TL	73%	80,00 TL	8%	86,25 TL
TTS	49,00 TL	43%	70,00 TL	30%	90,78 TL

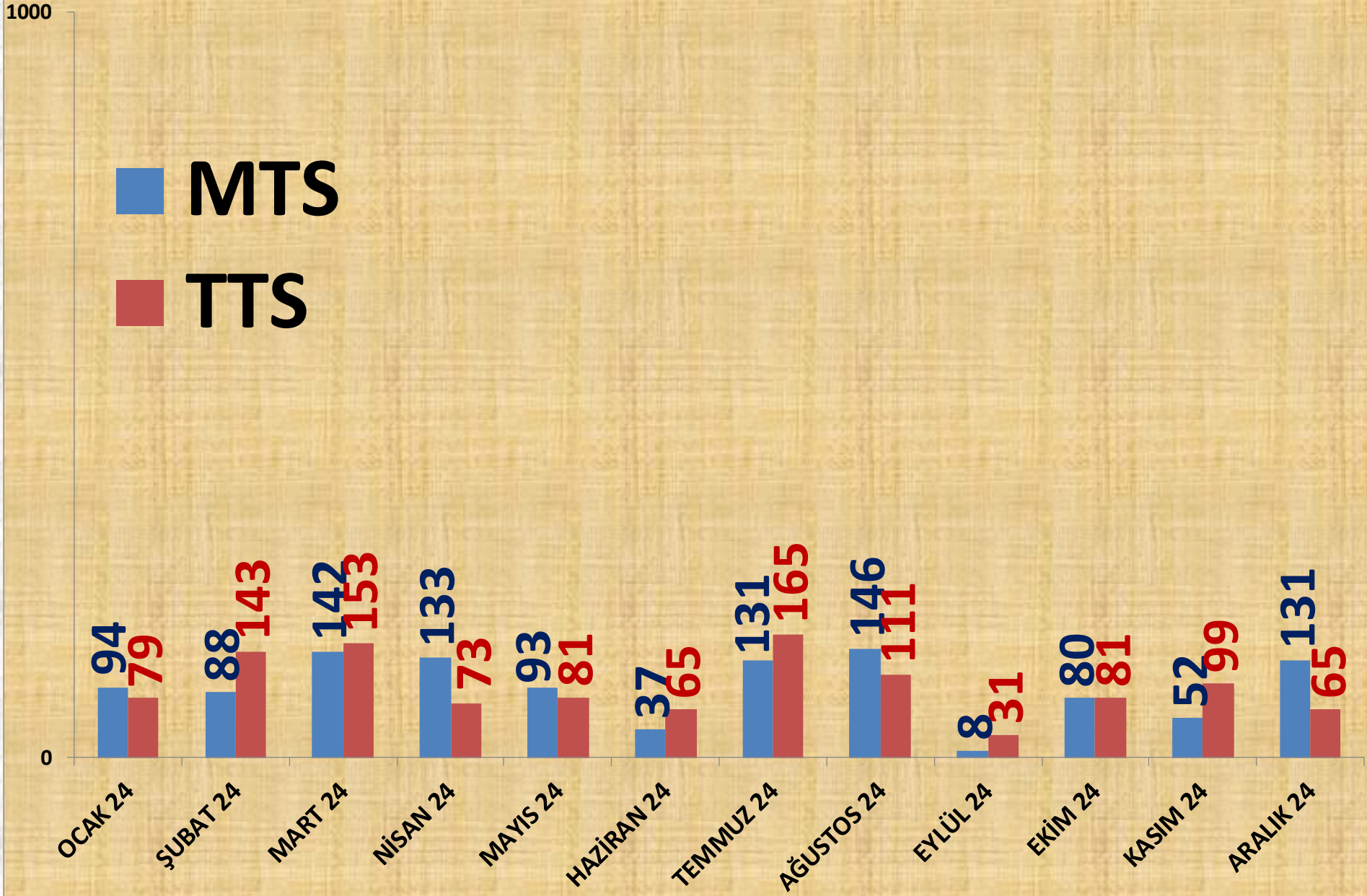
EN ÇOK FİYAT	2022 ARALIK	2023 ARALIK		2024 ARALIK	
MTS	65,00 TL	46%	95,04 TL	22%	116,28 TL
TTS	69,65 TL	60%	111,22 TL	22%	135,28 TL

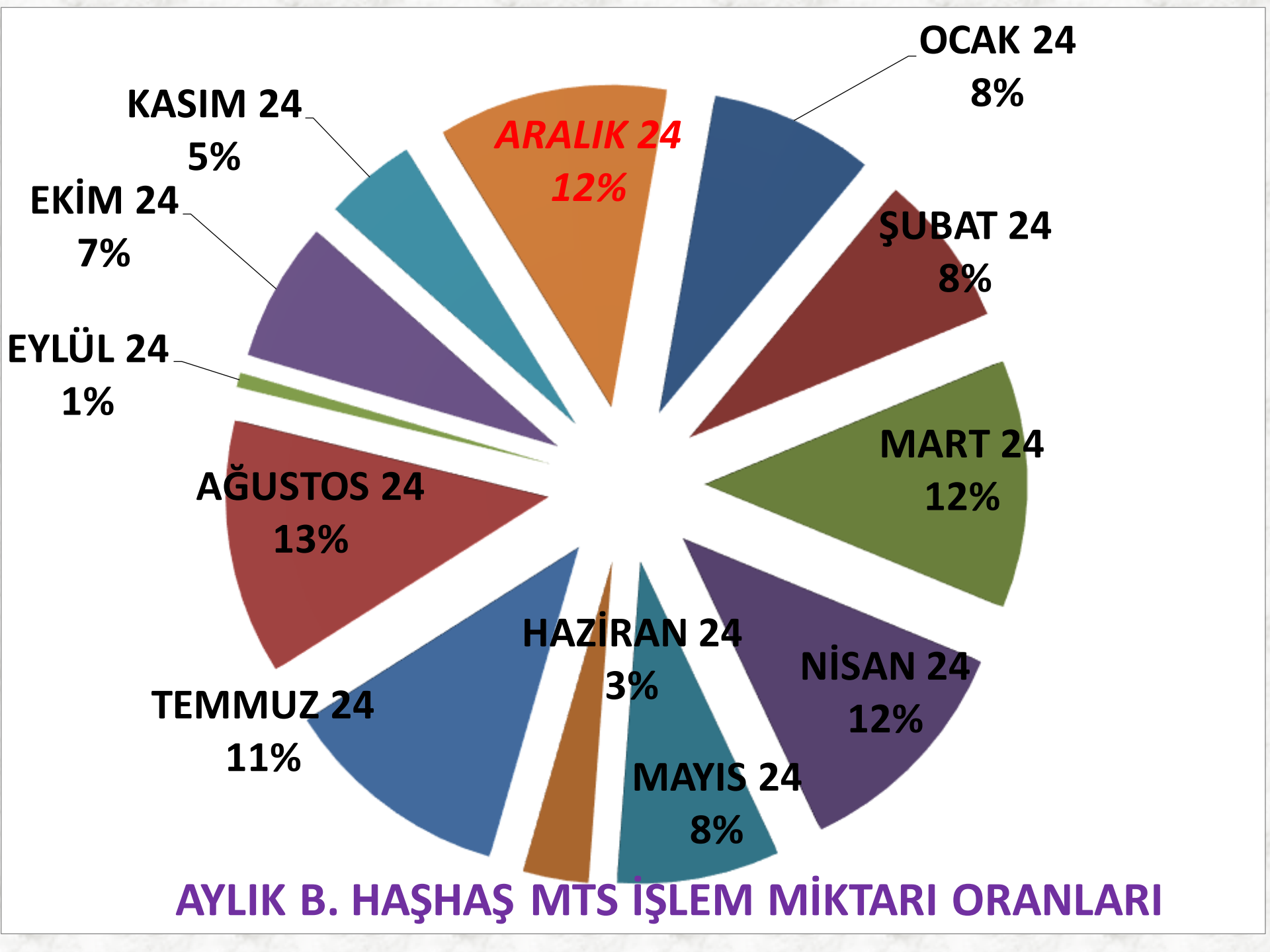
ORTALAMA FİYAT	2022 ARALIK	2023 ARALIK		2024 ARALIK	
MTS	51,98 TL	42%	73,71 TL	43%	105,13 TL
TTS	55,72 TL	34%	74,68 TL	50%	111,79 TL

AYLIK B. HAŞHAŞ FİYAT TRENDİ_(TL)



AYLIK B. HAŞHAŞ İŞLEM MİKTARI (TON)

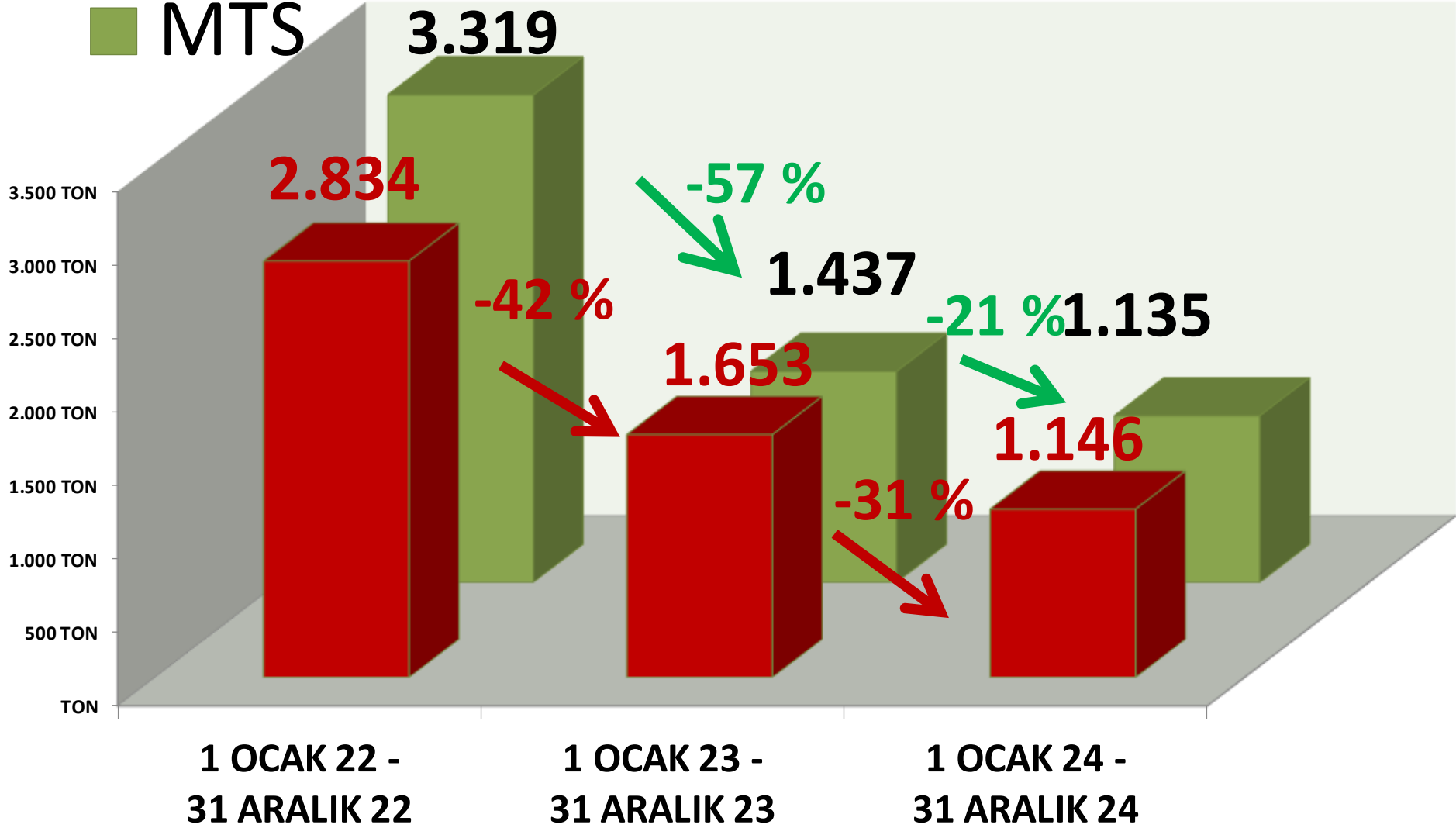




■ TTS

YILLIK B. HAŞHAŞ İŞLEM MİKTARI (TON)

■ MTS



ARALIK AYLARI B. HAŞHAŞ FİYAT TRENDİ (TL)

◆ MTS

■ TTS

ARALIK 15
6,58

ARALIK 16
7,60

ARALIK 17
9,23

ARALIK 18
10,60

ARALIK 19
18,83

ARALIK 20
25,04

ARALIK 21
35,24

ARALIK 22
51,98

ARALIK 23
73,71

ARALIK 24
105,13

6,82

8,38

9,23

11,44

20,69

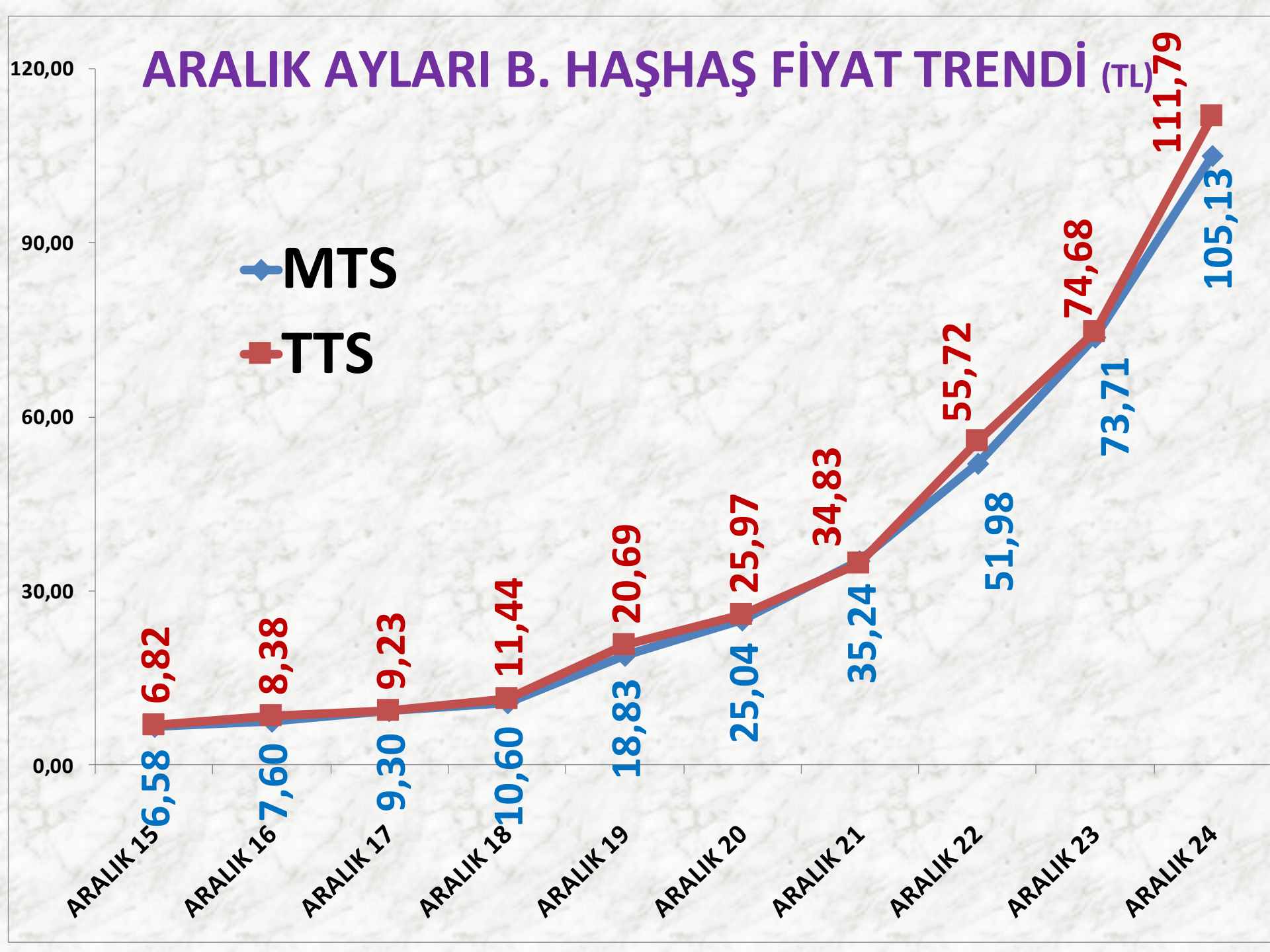
25,97

34,83

55,72

74,68

111,79



MAVİ HAŞHAŞ

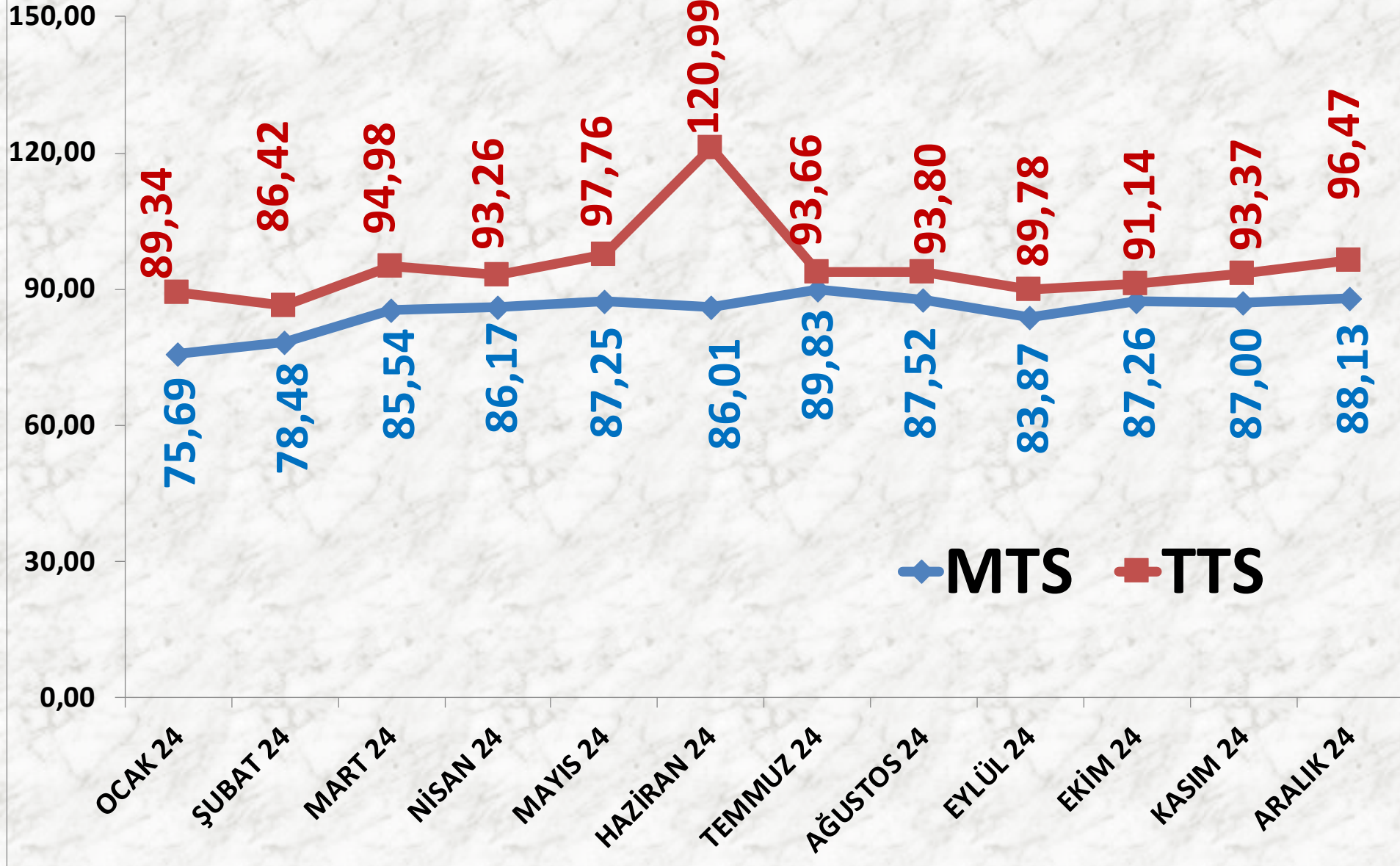
İŞLEM MİKTARI TON	2022 EYLÜL	2023 EYLÜL		2024 EYLÜL	
MTS	40 TON	49%	59 TON	51%	89 TON
TTS	79 TON	77%	139 TON	-28%	100 TON

EN AZ FİYAT	2022 EYLÜL	2023 EYLÜL		2024 EYLÜL	
MTS	30,00 TL	152%	75,50 TL	11%	83,70 TL
TTS	41,94 TL	75%	73,50 TL	16%	85,25 TL

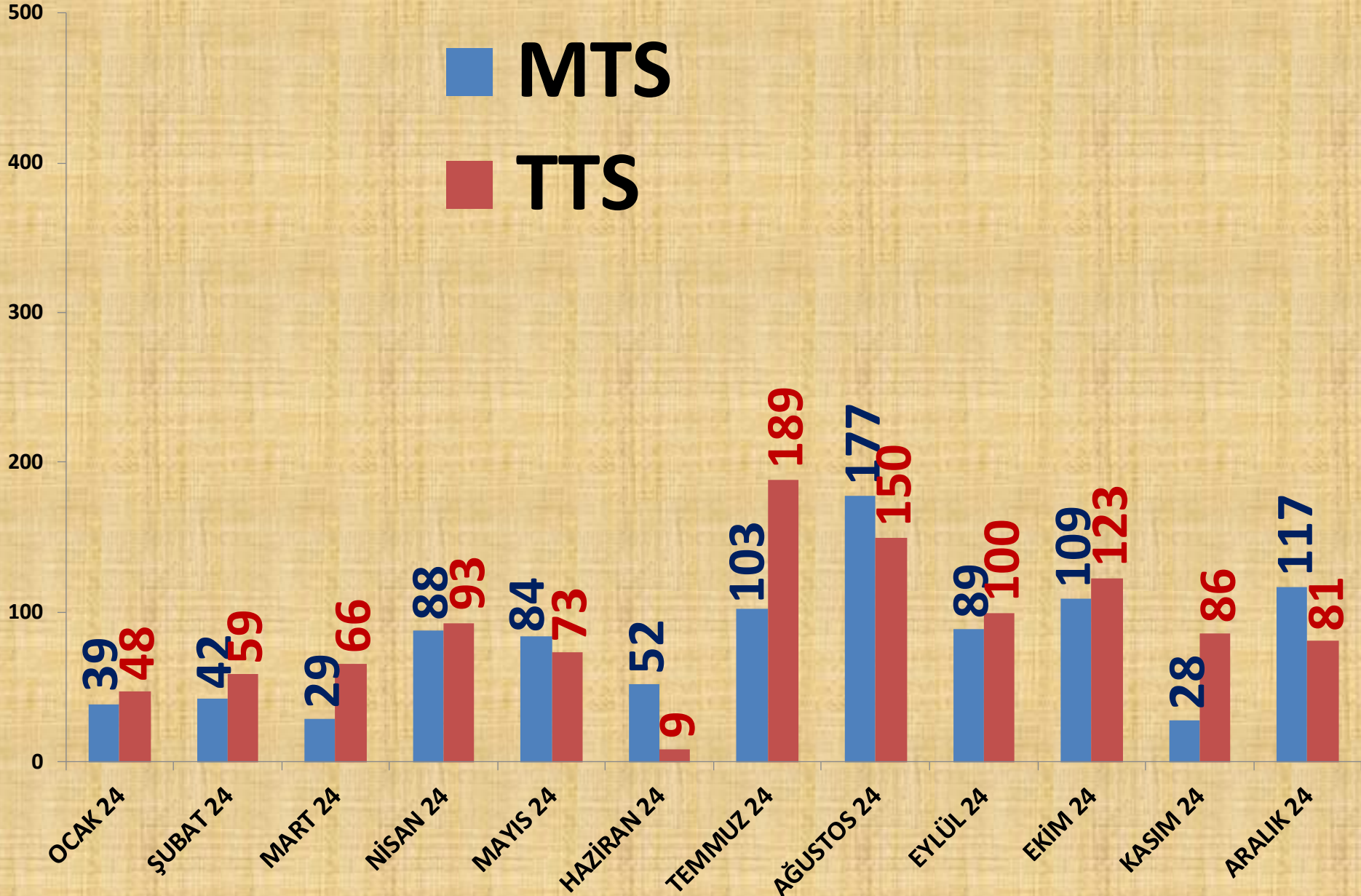
EN ÇOK FİYAT	2022 ARALIK	2023 ARALIK		2024 ARALIK	
MTS	40,00 TL	-	-	-	148,00 TL
TTS	55,95 TL	97%	110,00 TL	27%	140,00 TL

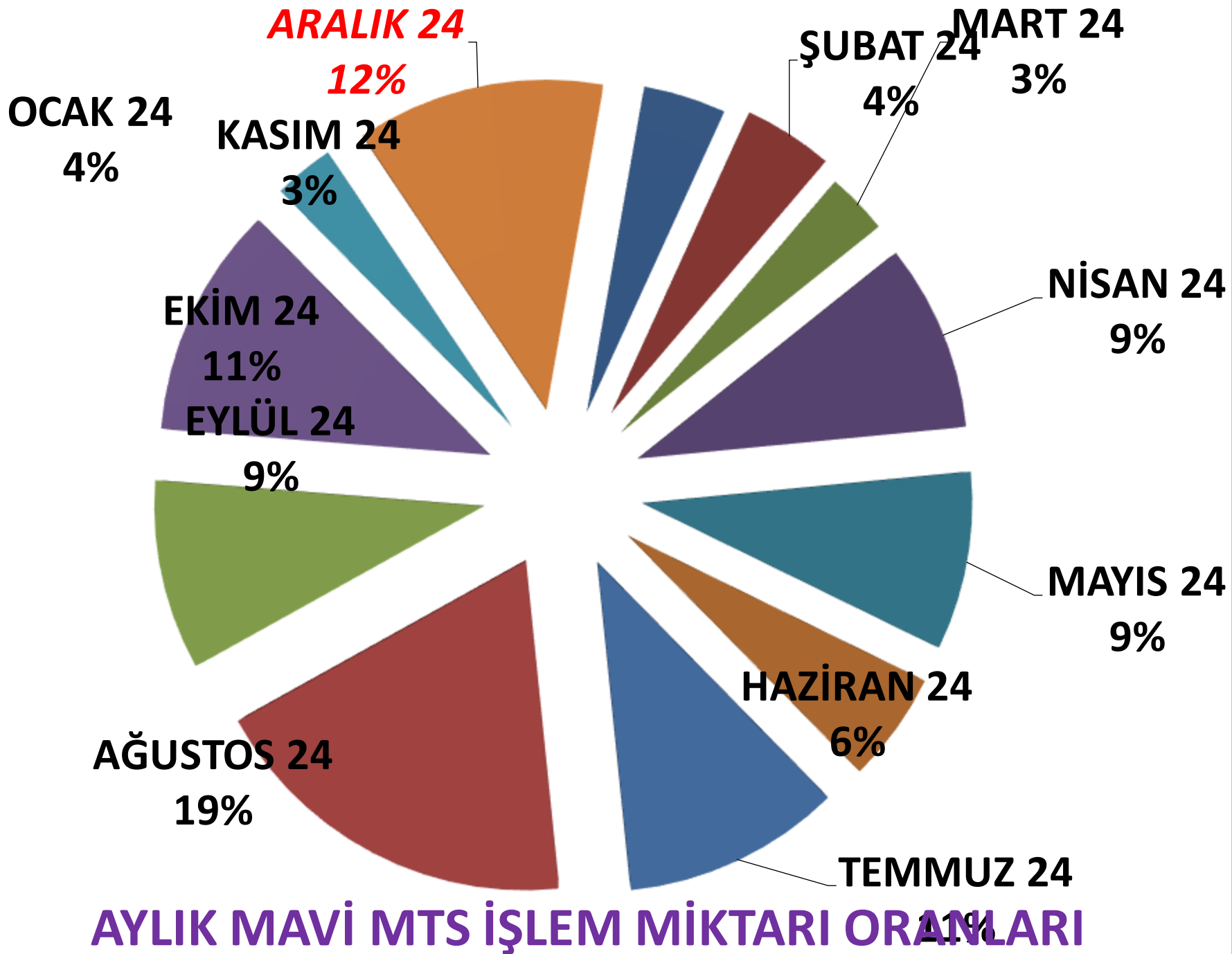
ORTALAMA FİYAT	2022 ARALIK	2023 ARALIK		2024 ARALIK	
MTS	40,00 TL	-	-	-	88,13 TL
TTS	43,34 TL	79%	77,64 TL	24%	96,47 TL

AYLIK MAVİ HAŞHAŞ FİYAT TRENDİ (TL)



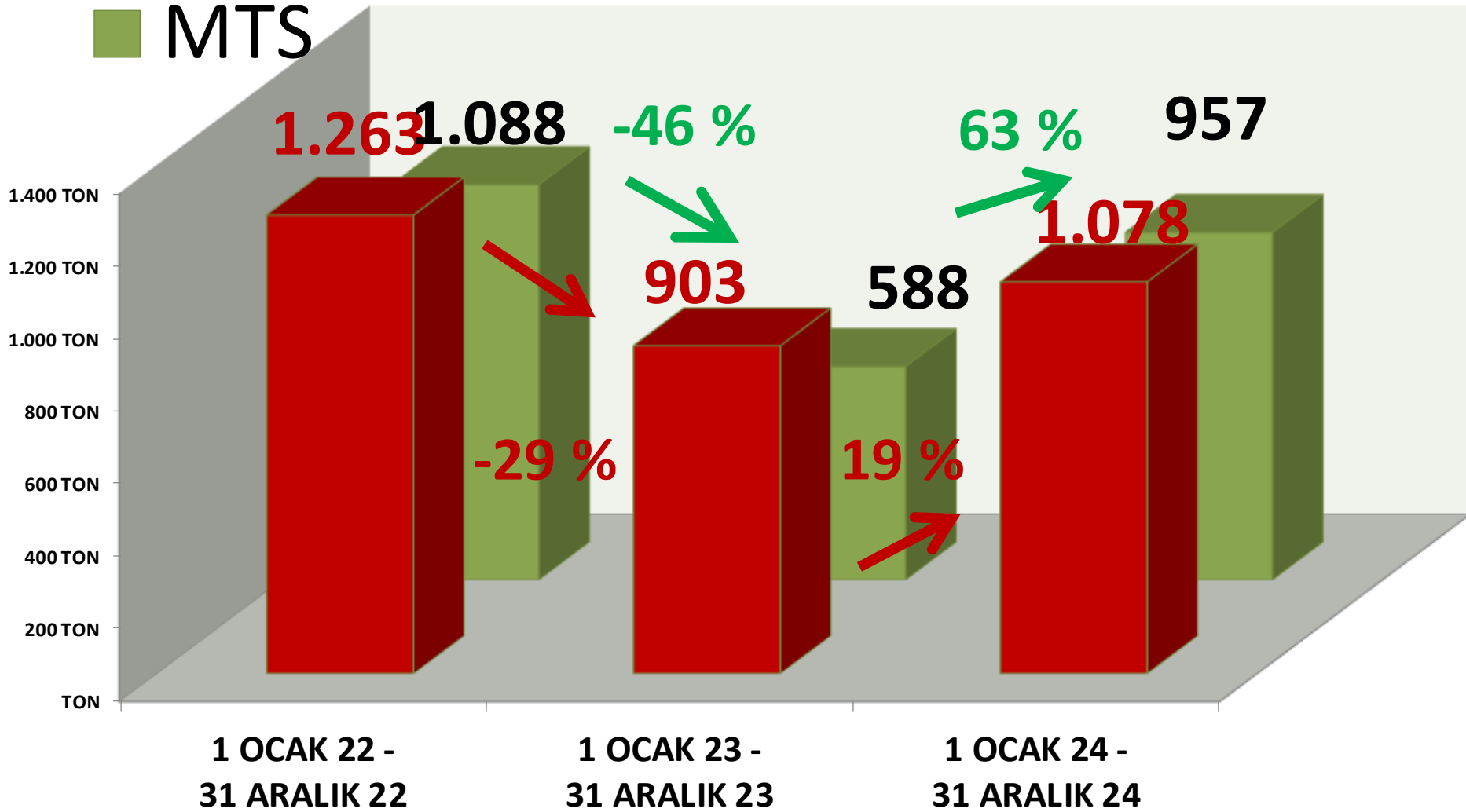
AYLIK MAVİ HAŞHAŞ İŞLEM MİKTARI (TON)



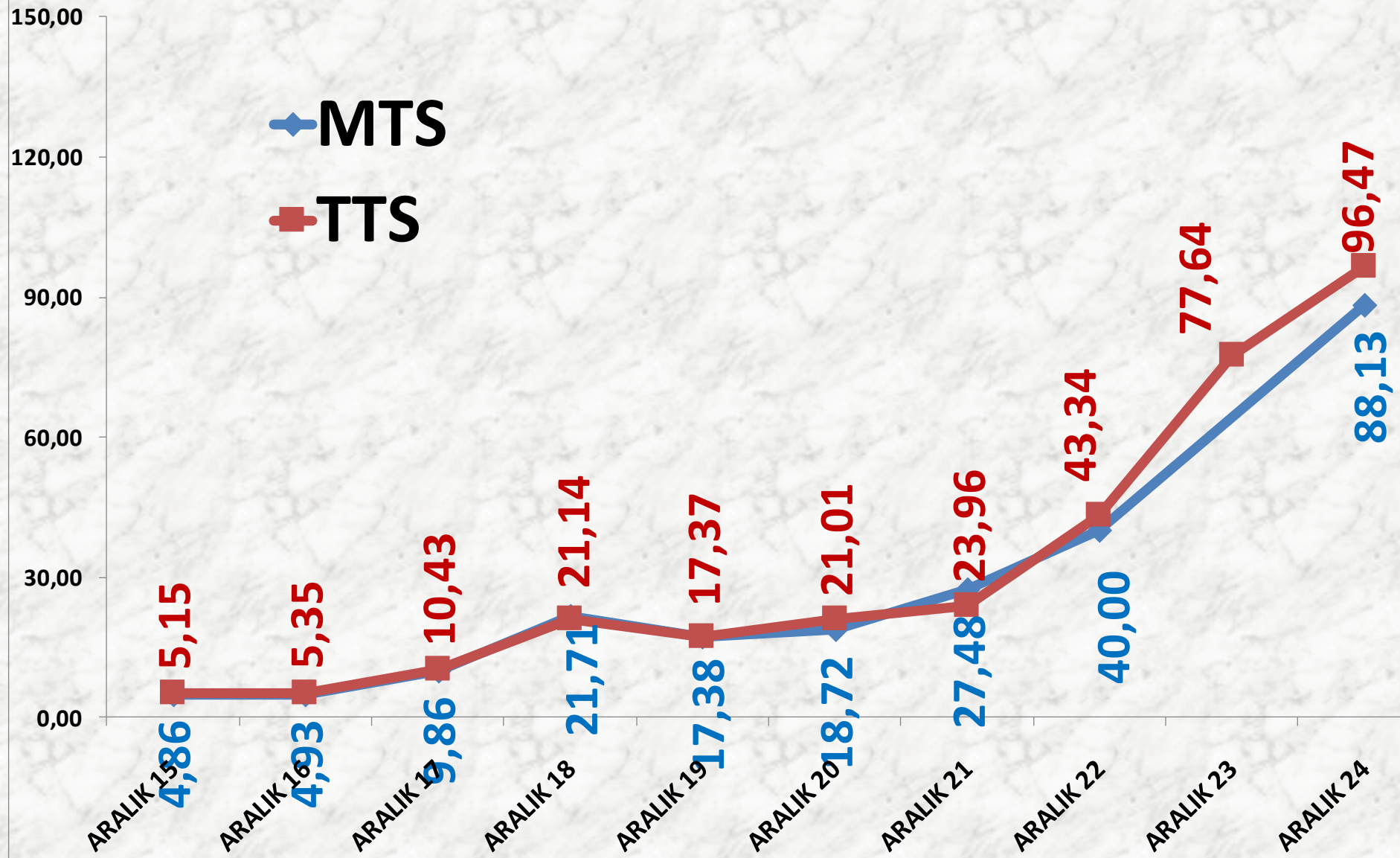


TTS YILLIK MAVİ HAŞHAŞ İŞLEM MİKTARI

■ TTS
■ MTS



ARALIK AYLARI MAVİ HAŞHAŞ FİYAT TRENDİ (TL)



KÜTLÜ PAMUK

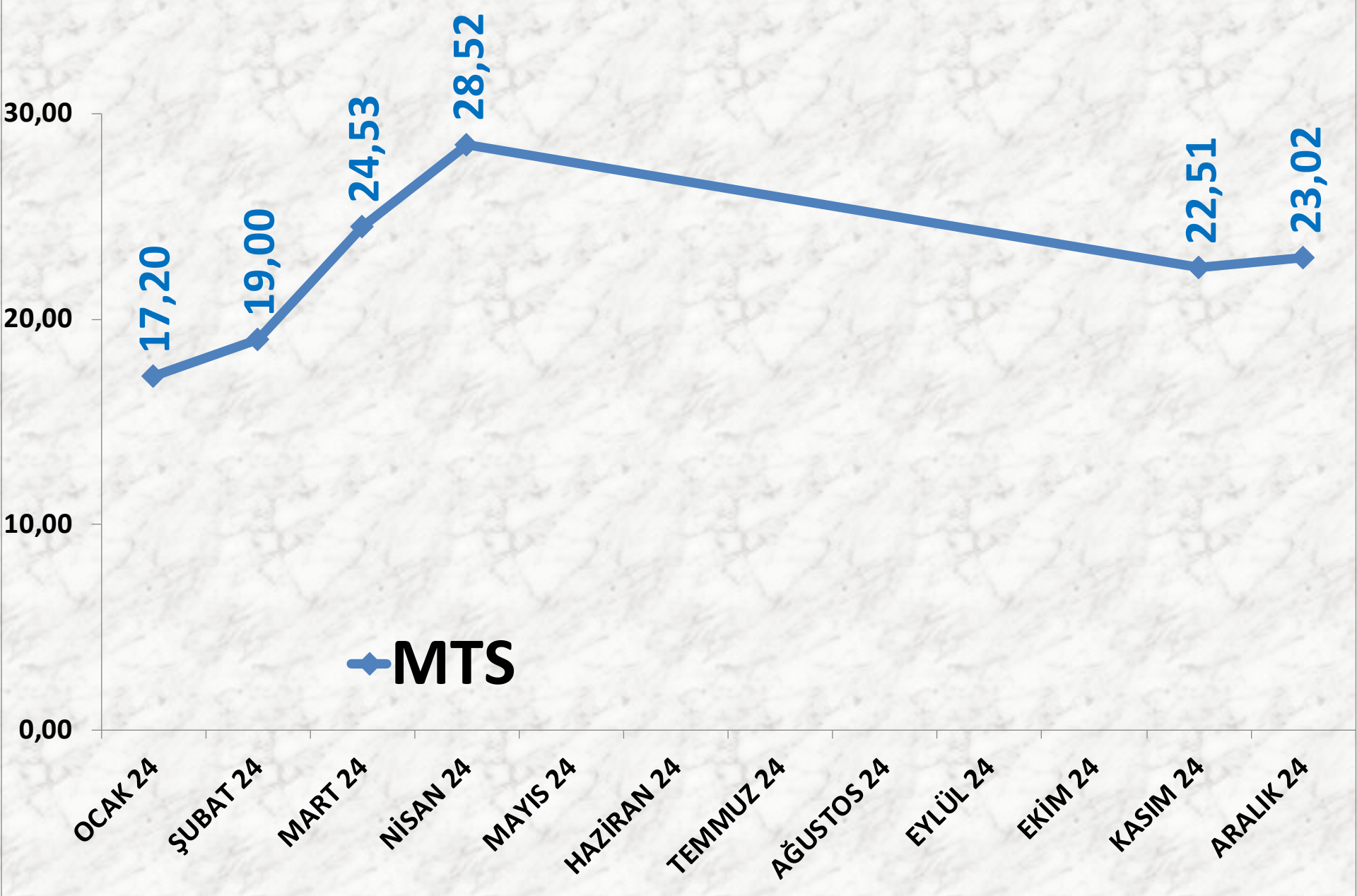
İŞLEM MİKTARI TON	2022 ARALIK	2023 ARALIK		2024 ARALIK	
	MTS	15.544 TON	-33%	10.431 TON	41%

EN AZ FİYAT	2022 ARALIK	2023 ARALIK		2024 ARALIK	
	MTS	13,00 TL	-8%	12,00 TL	46%

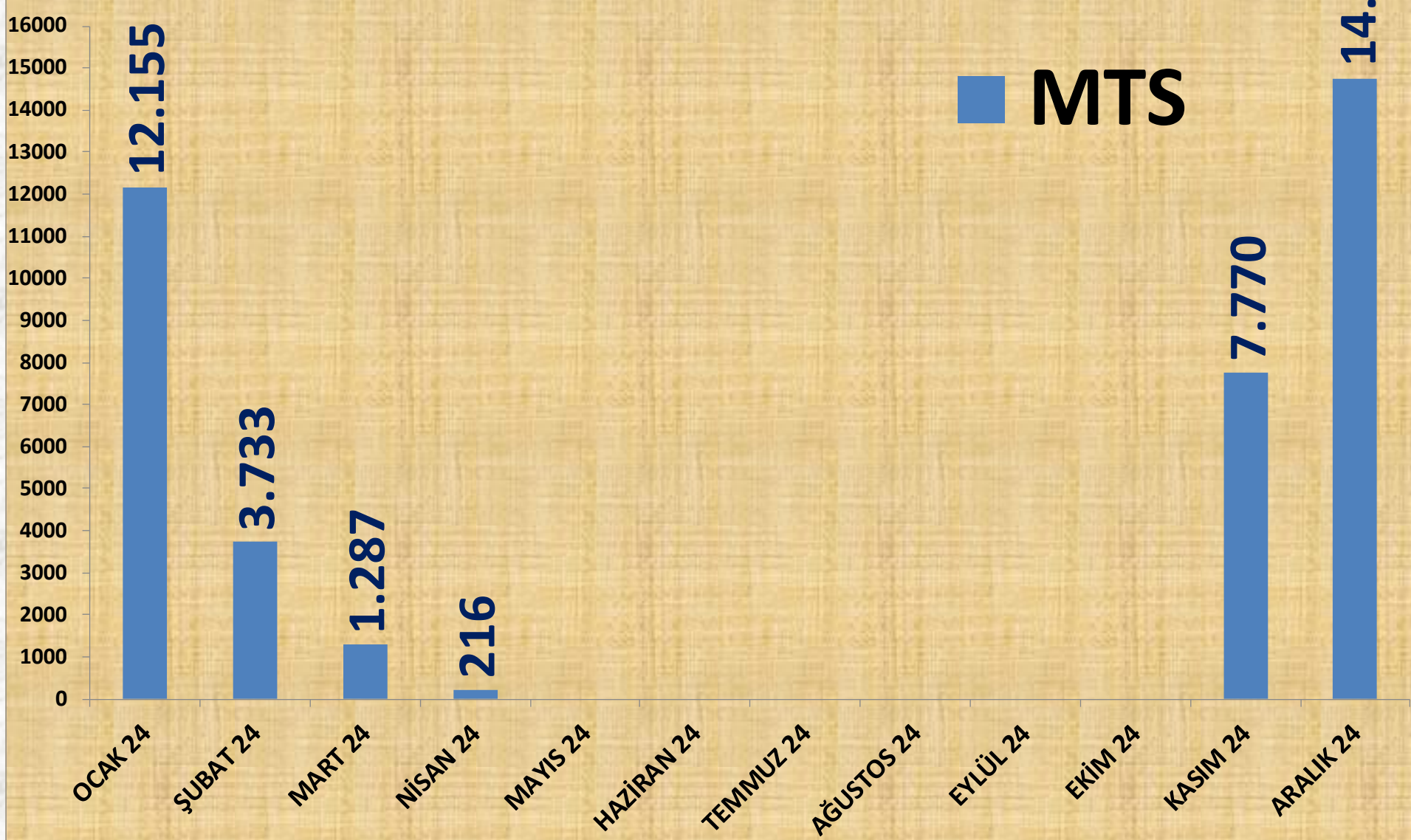
EN ÇOK FİYAT	2022 ARALIK	2023 ARALIK		2024 ARALIK	
	MTS	21,77 TL	-9%	19,90 TL	28%

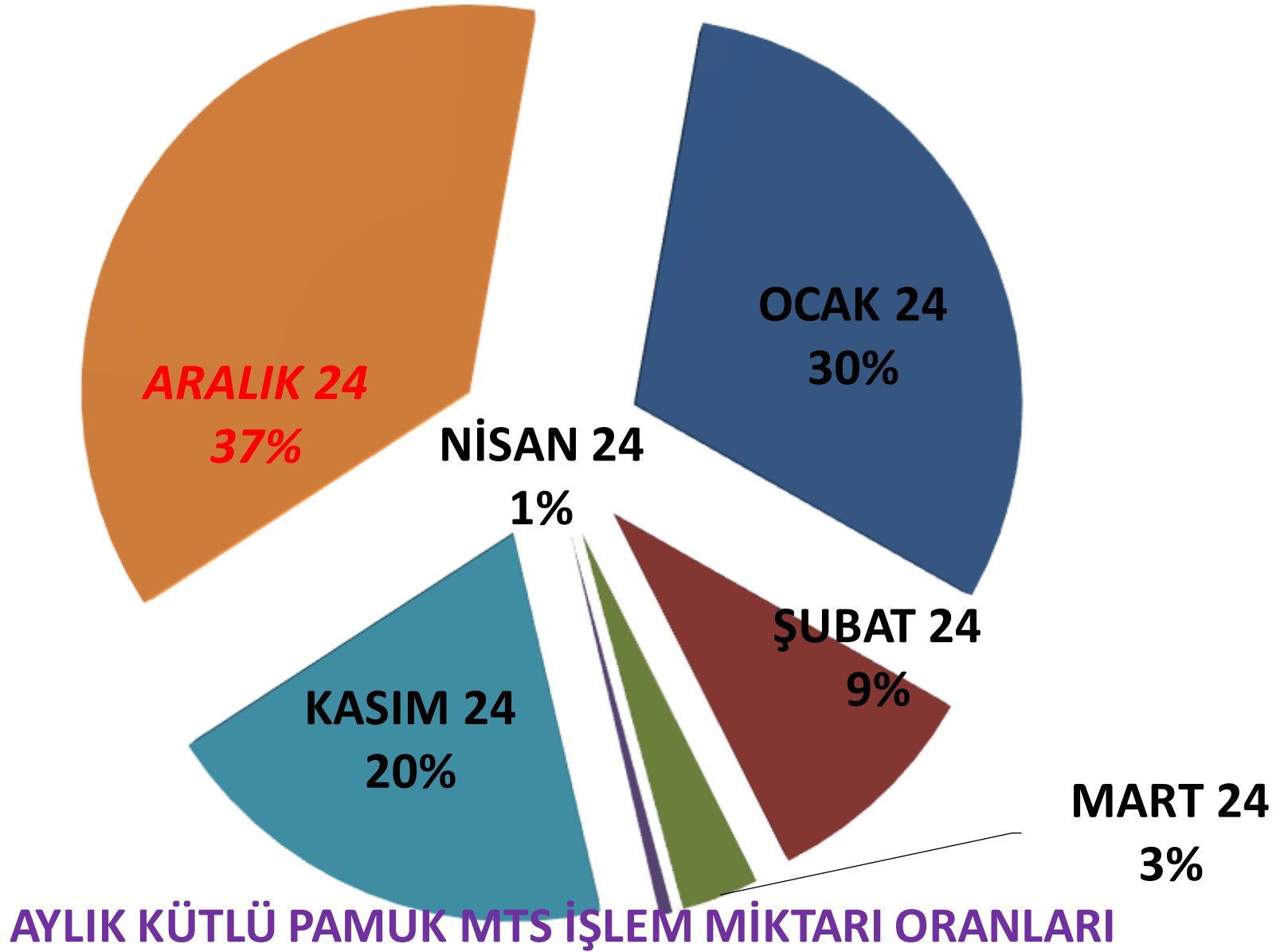
ORTALAMA FİYAT	2022 ARALIK	2023 ARALIK		2024 ARALIK	
	MTS	15,21 TL	16%	17,62 TL	31%

AYLIK KÜTLÜ PAMUK FİYAT TRENDİ (TL)

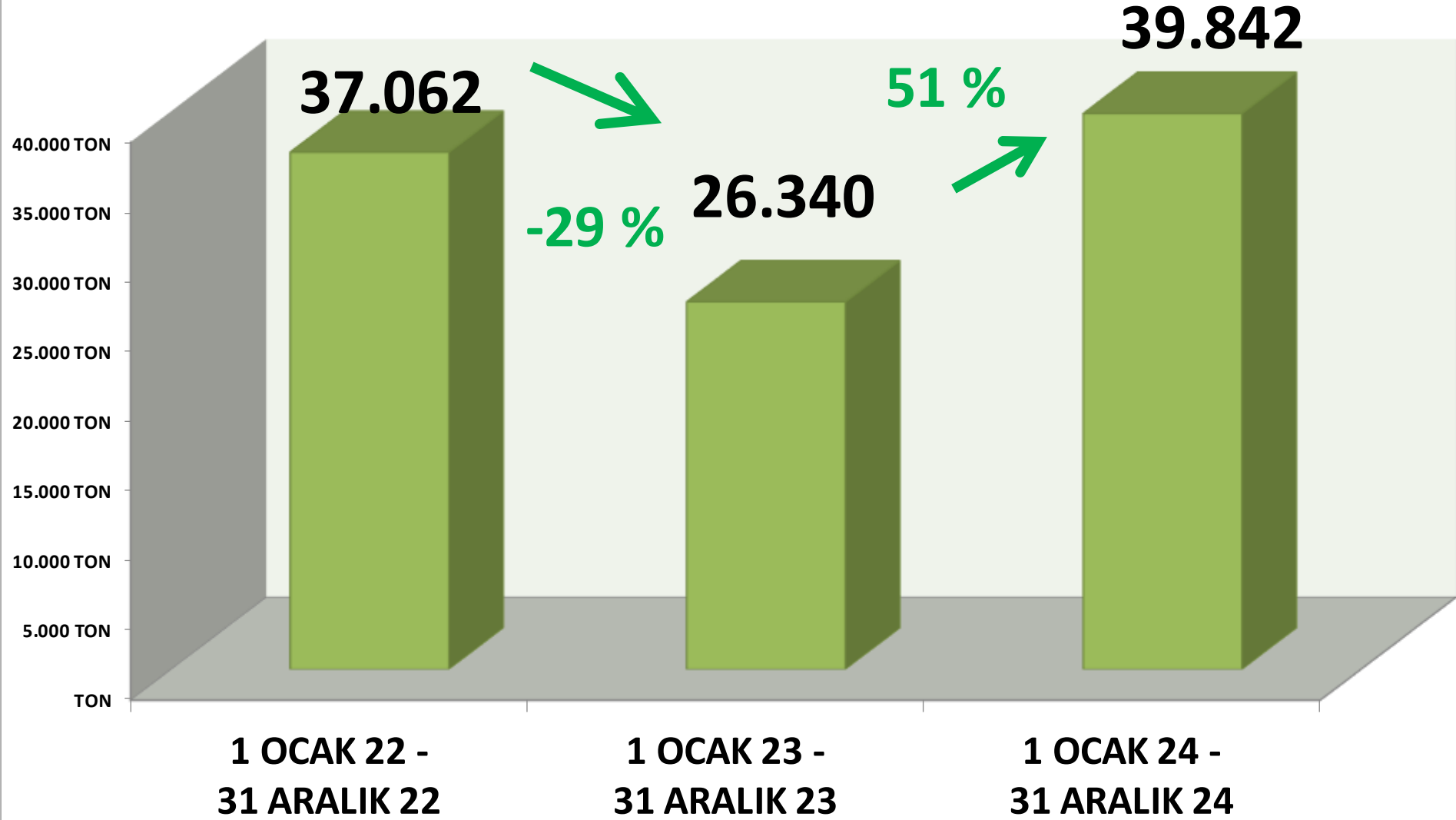


AYLIK KÜTLÜ PAMUK İŞLEM MİKTARI (TON)

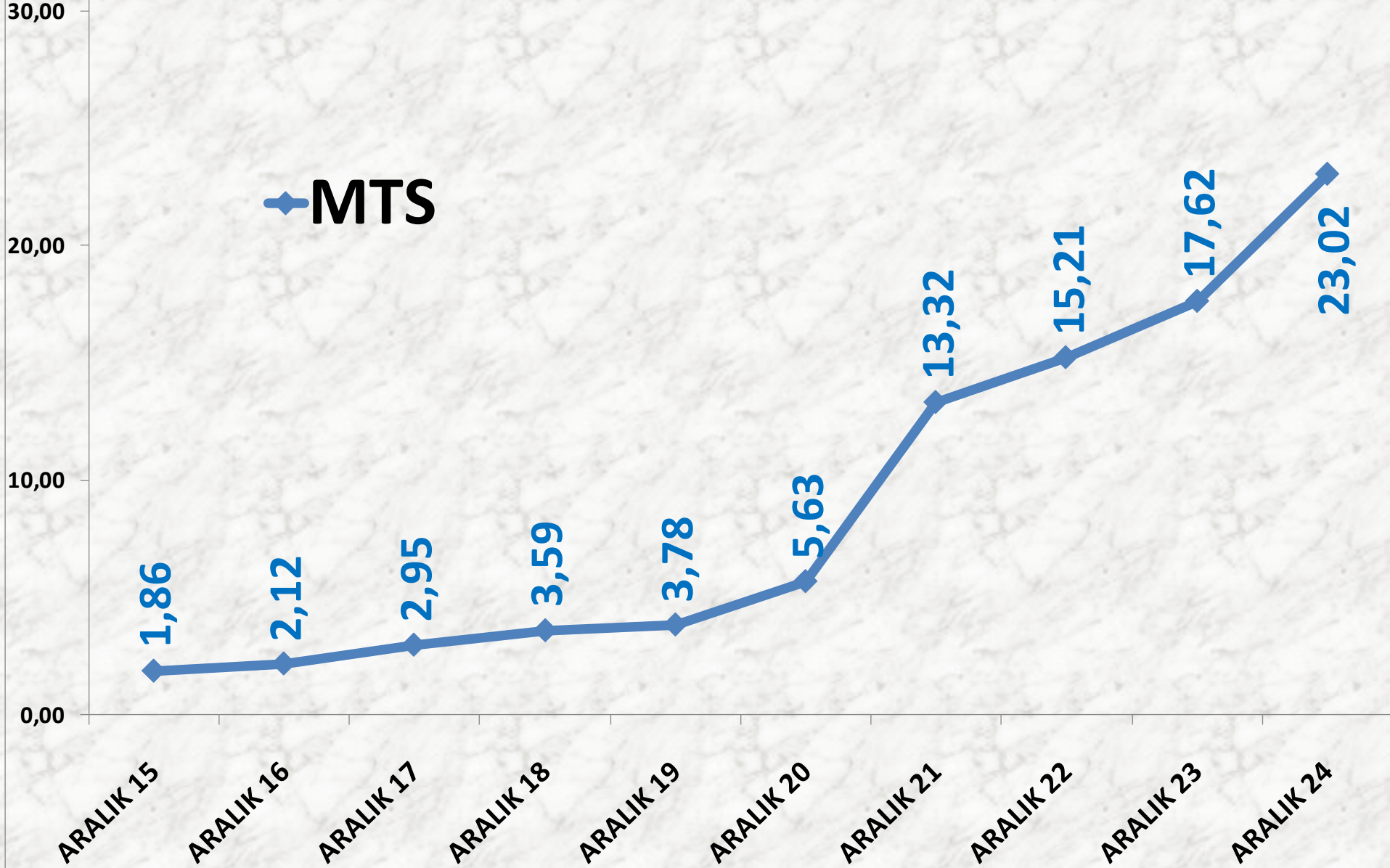




YILLIK KÜTLÜ PAMUK İŞLEM MİKTARI



ARALIK AYLARI ÇİĞİTLİ PAMUK FİYAT TRENDİ (TL)



MAHLIÇ PAMUK

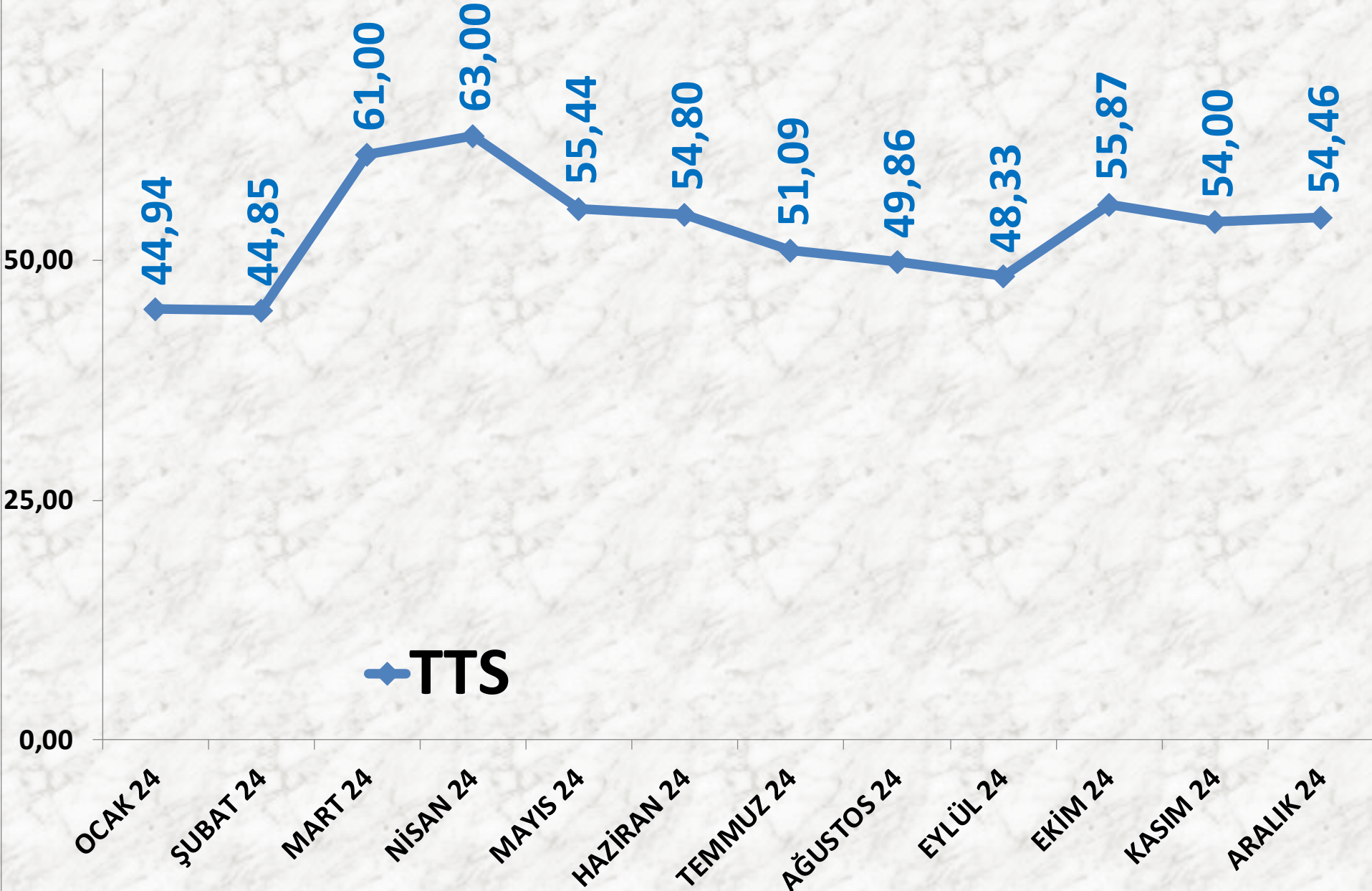
İŞLEM MİKTARI TON	2022 ARALIK	2023 ARALIK		2024 ARALIK	
MTS	376 TON	7%	401 TON	119%	877 TON

EN AZ FİYAT	2022 ARALIK	2023 ARALIK		2024 ARALIK	
MTS	35,00 TL	30%	45,50 TL	16%	53,00 TL

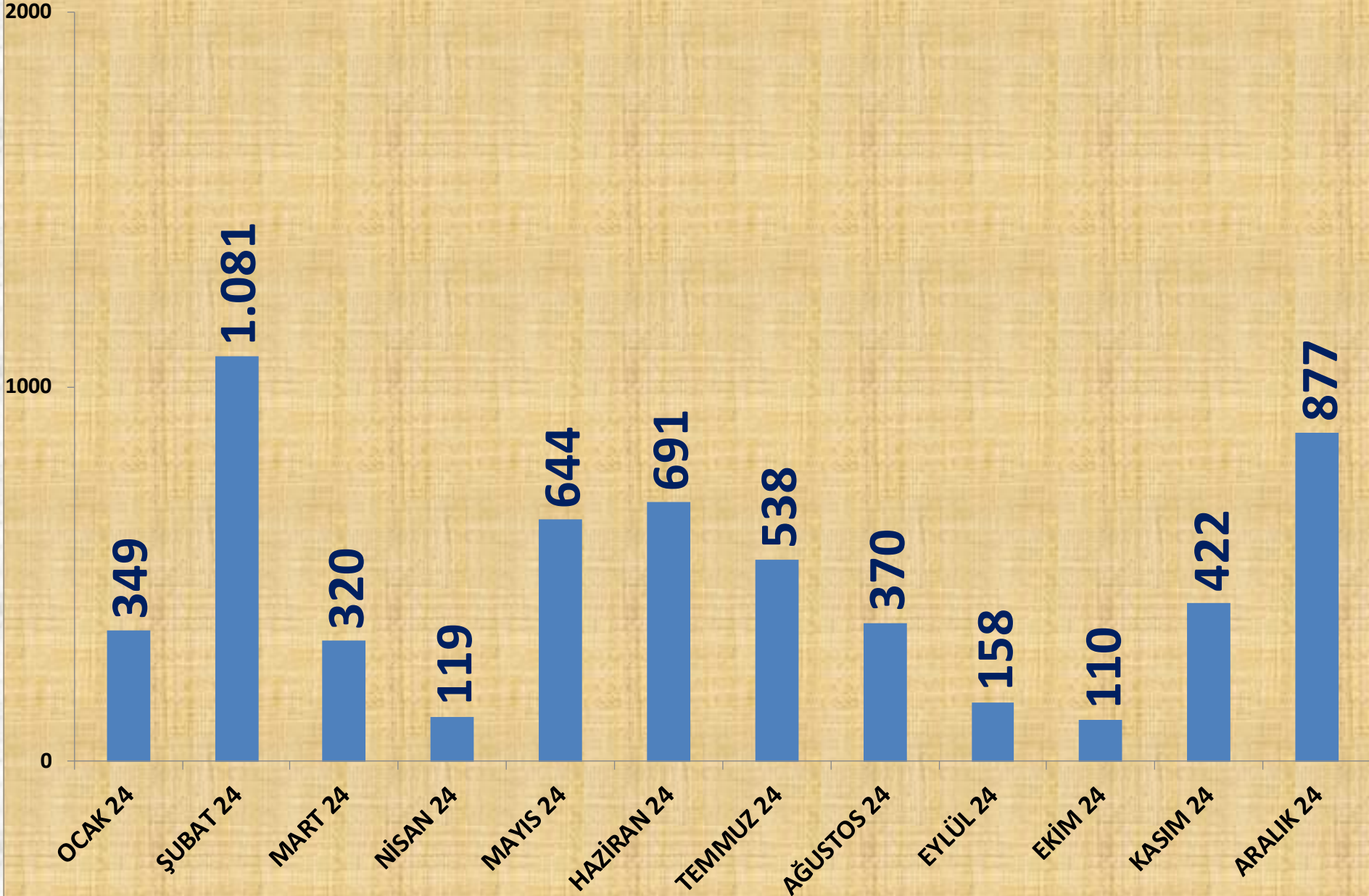
EN ÇOK FİYAT	2022 ARALIK	2023 ARALIK		2024 ARALIK	
MTS	38,50 TL	25%	48,00 TL	15%	55,00 TL

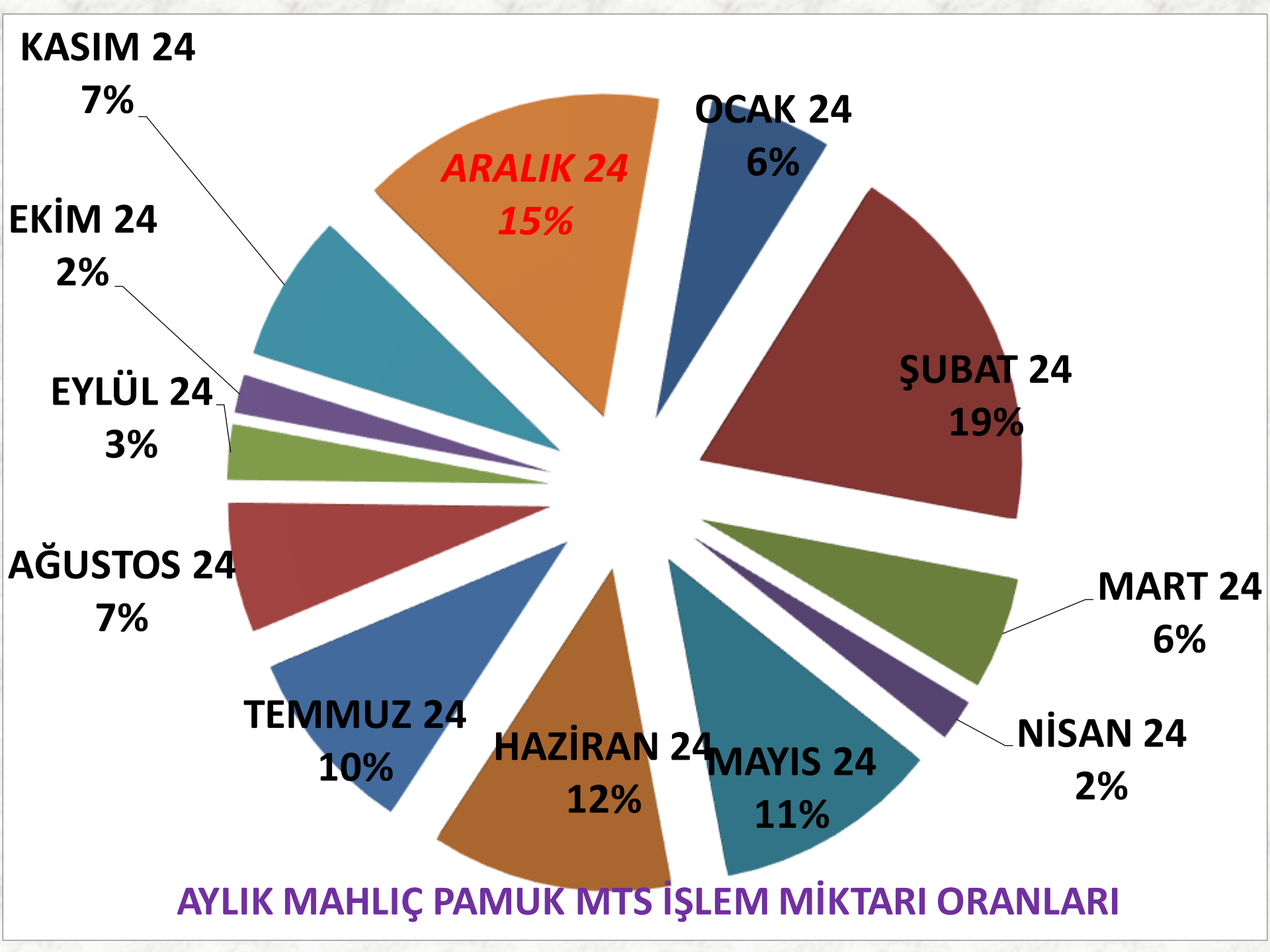
ORTALAMA FİYAT	2022 ARALIK	2023 ARALIK		2024 ARALIK	
MTS	35,82 TL	31%	46,86 TL	16%	54,46 TL

AYLIK MAHLIÇ PAMUK FİYAT TRENDİ (TL)



AYLIK MAHLIÇ PAMUK İŞLEM MİKTARI (TON)





KASIM 24

7%

OCAK 24

6%

ARALIK 24
15%

ŞUBAT 24
19%

EKİM 24

2%

EYLÜL 24

3%

AĞUSTOS 24

7%

TEMMUZ 24

10%

HAZİRAN 24

12%

MAYIS 24

11%

MART 24

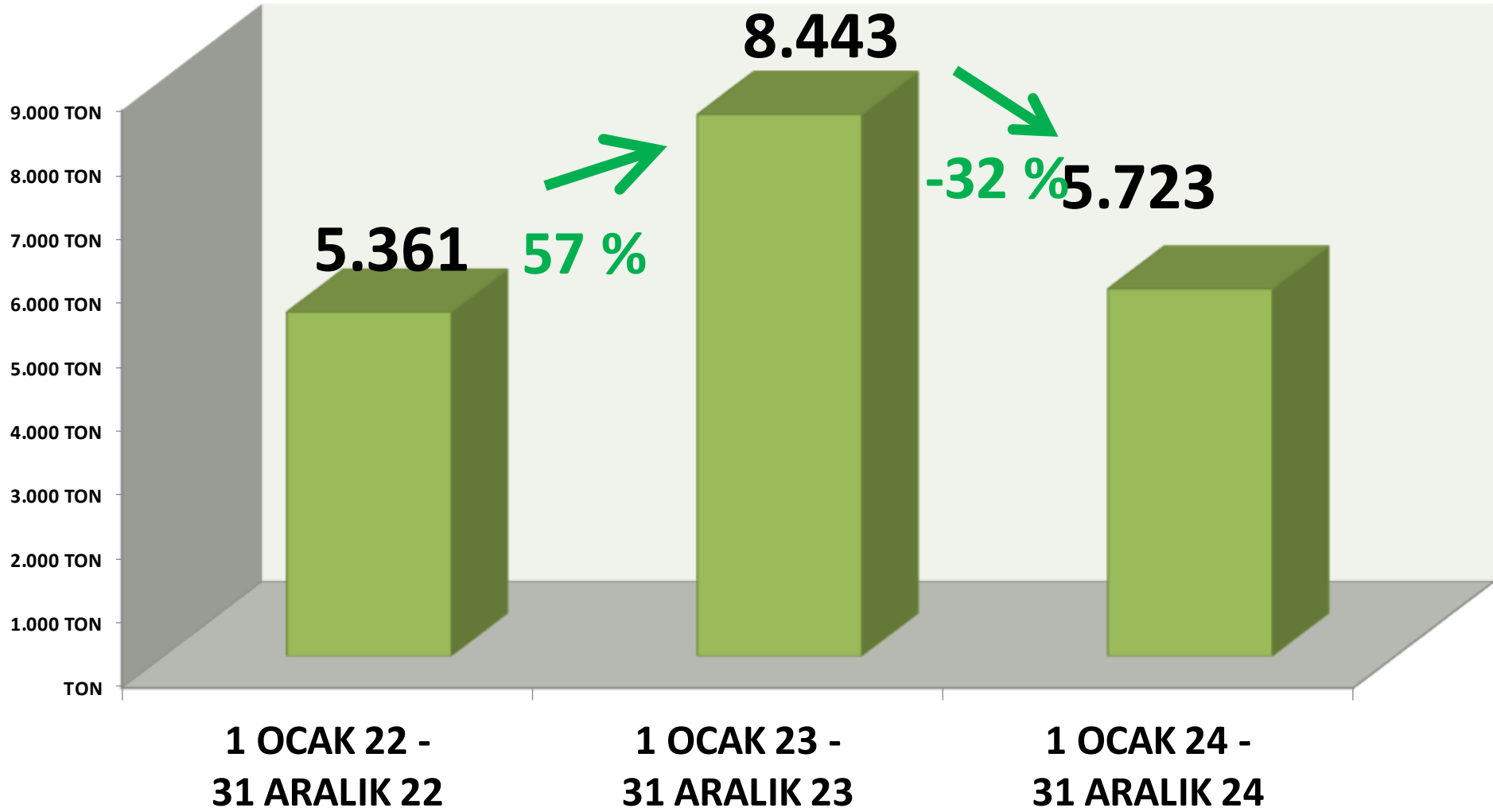
6%

NİSAN 24

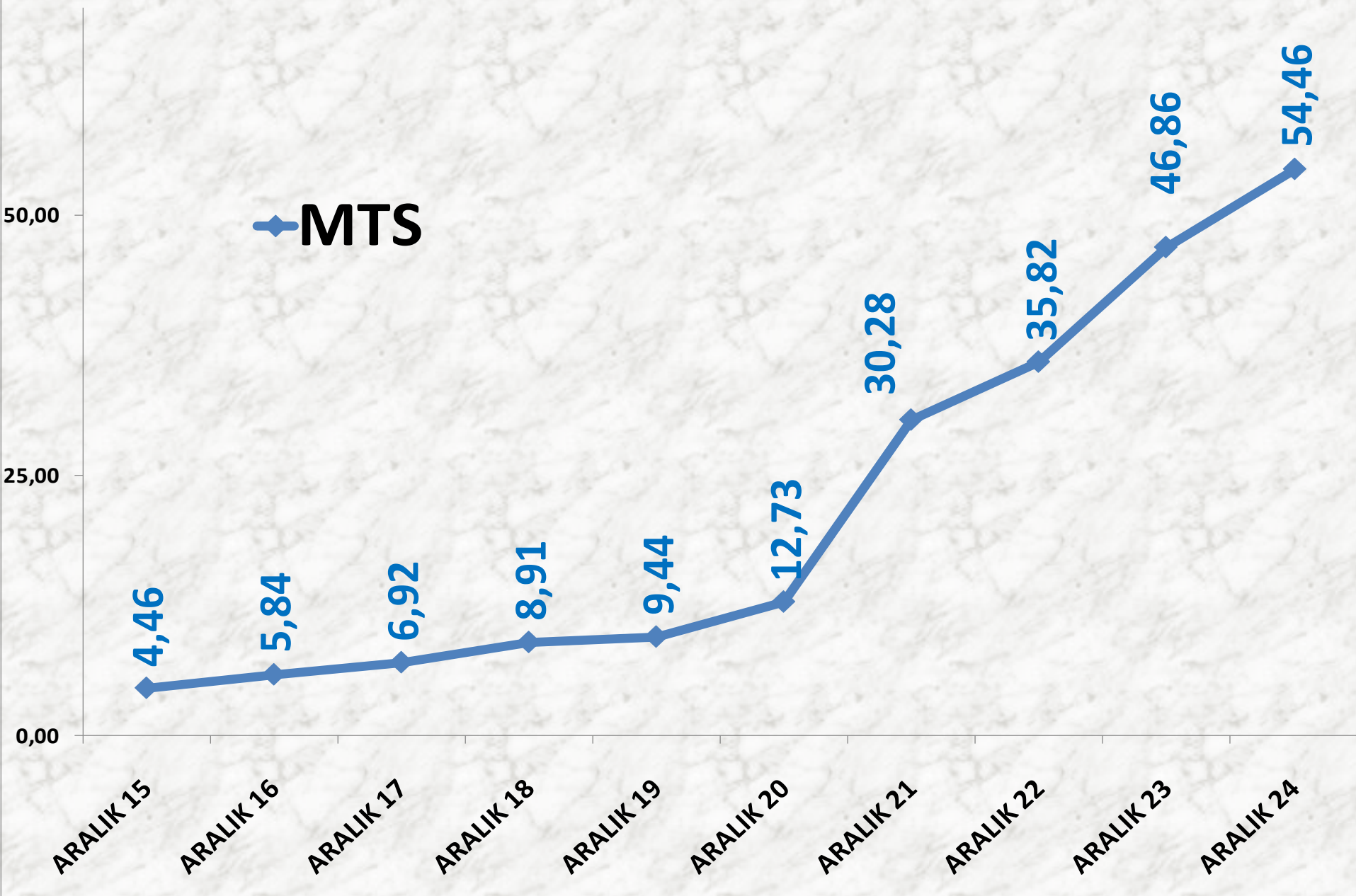
2%

AYLIK MAHLIÇ PAMUK MTS İŞLEM MİKTARI ORANLARI

YILLIK MAHLIÇ PAMUK İŞLEM MİKTARI



ARALIK AYLARI MAHLIÇ PAMUK FİYAT TRENDİ (TL)



KEKİK

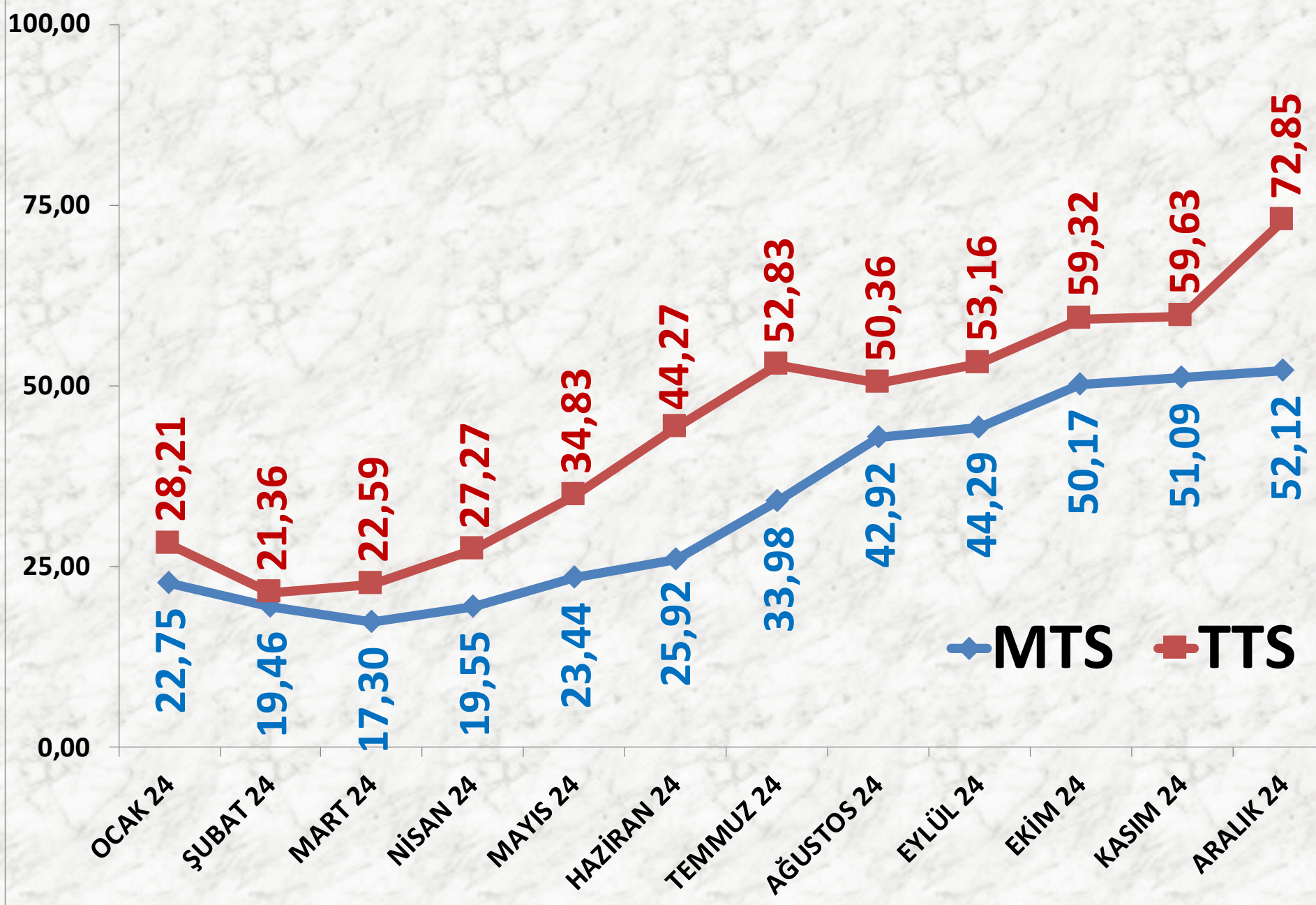
İŞLEM MİKTARI TON	2022 ARALIK	2023 ARALIK		2024 ARALIK	
MTS	464 TON	86%	864 TON	-26%	636 TON
TTS	252 TON	208%	776 TON	-16%	650 TON

EN AZ FİYAT	2022 ARALIK	2023 ARALIK		2024 ARALIK	
MTS	14,19 TL	-15%	12,00 TL	125%	26,99 TL
TTS	15,00 TL	0%	15,00 TL	93%	29,00 TL

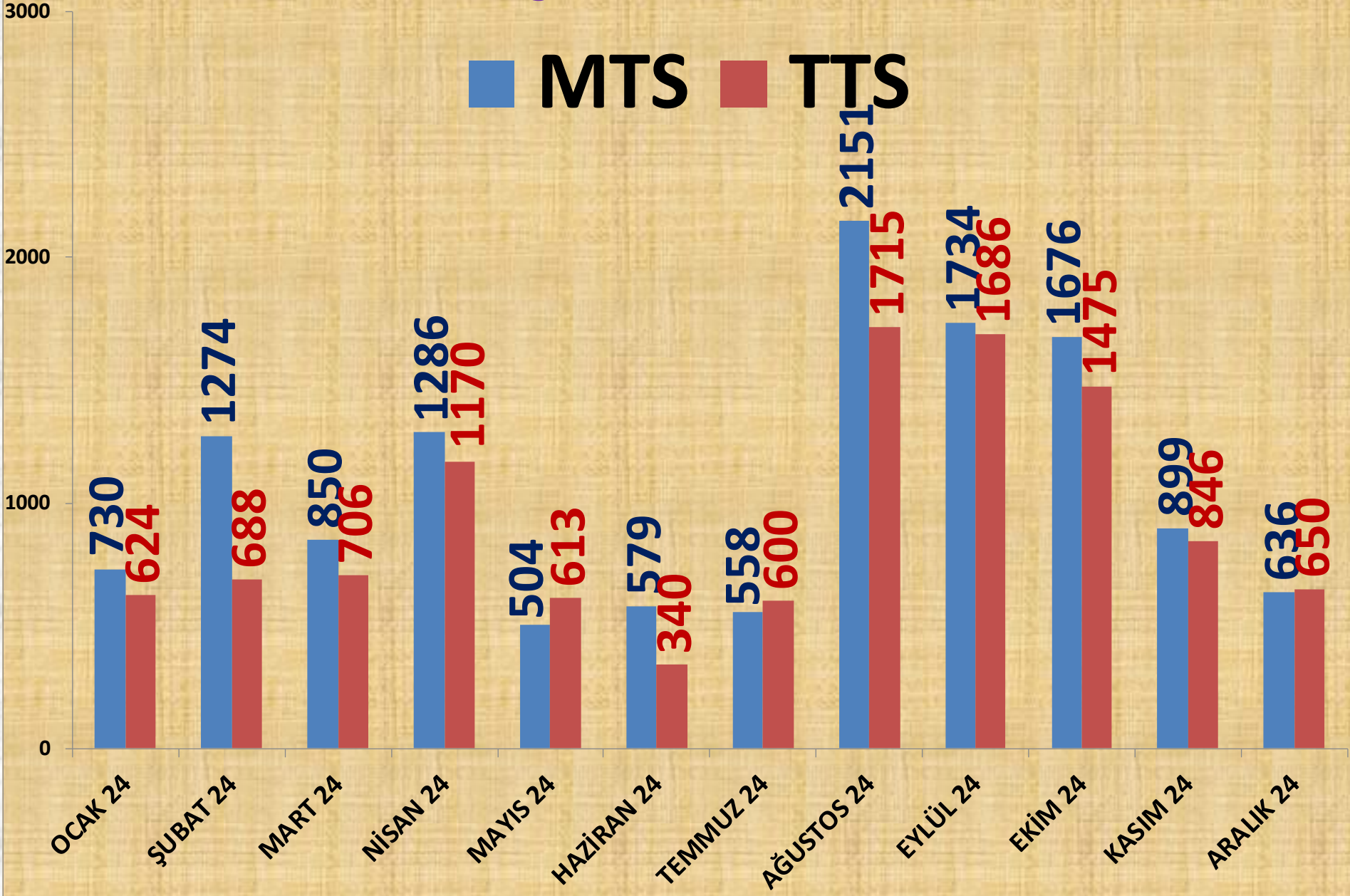
EN ÇOK FİYAT	2022 ARALIK	2023 ARALIK		2024 ARALIK	
MTS	34,43 TL	-16%	29,00 TL	141%	70,00 TL
TTS	51,47 TL	-9%	47,00 TL	185%	133,80 TL

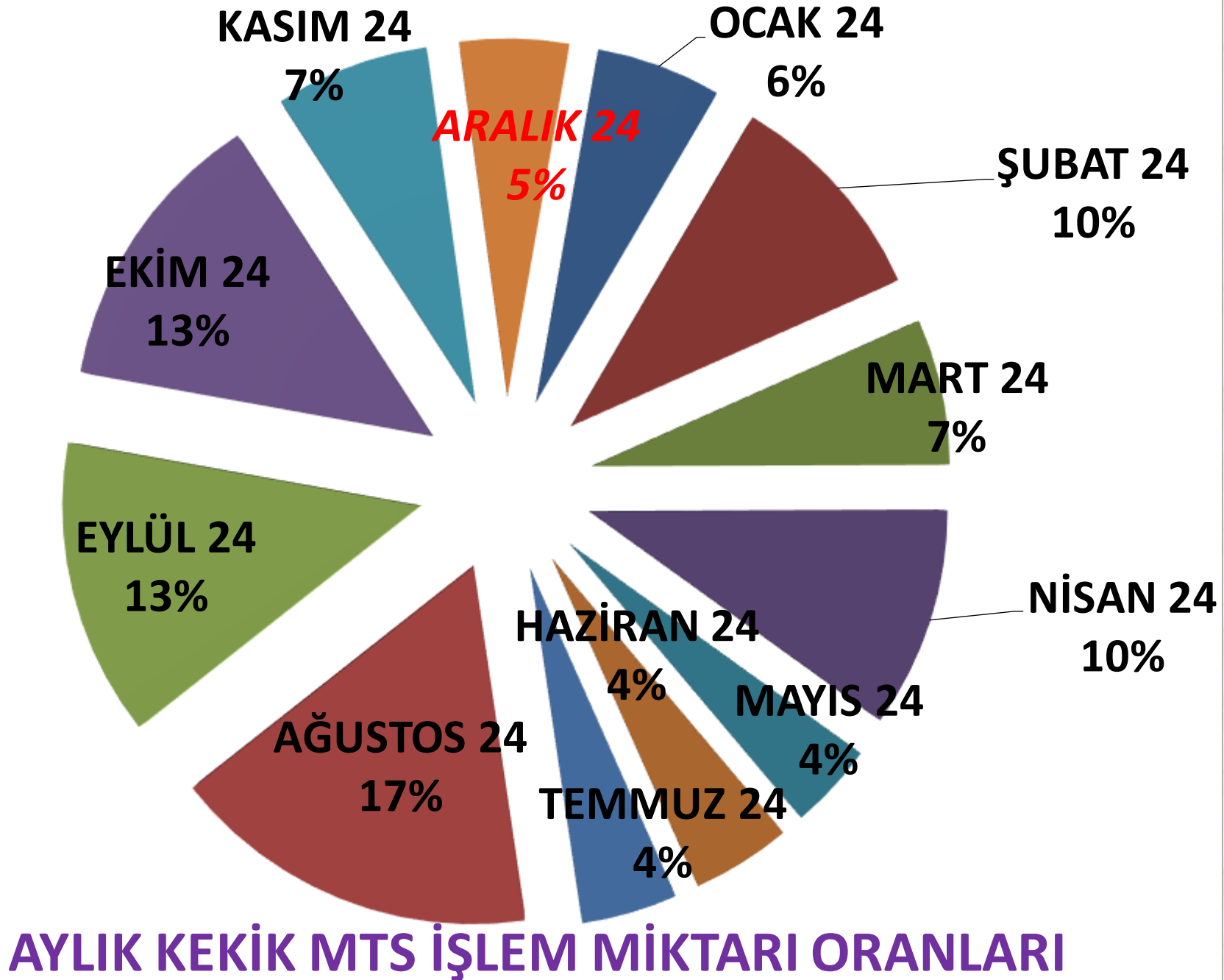
ORTALAMA FİYAT	2022 ARALIK	2023 ARALIK		2024 ARALIK	
MTS	28,05 TL	-24%	21,27 TL	145%	52,12 TL
TTS	27,53 TL	-14%	23,71 TL	207%	72,85 TL

AYLIK KEKİK FİYAT TRENDİ_(TL)



AYLIK KEKİK İŞLEM MİKTARI (TON)

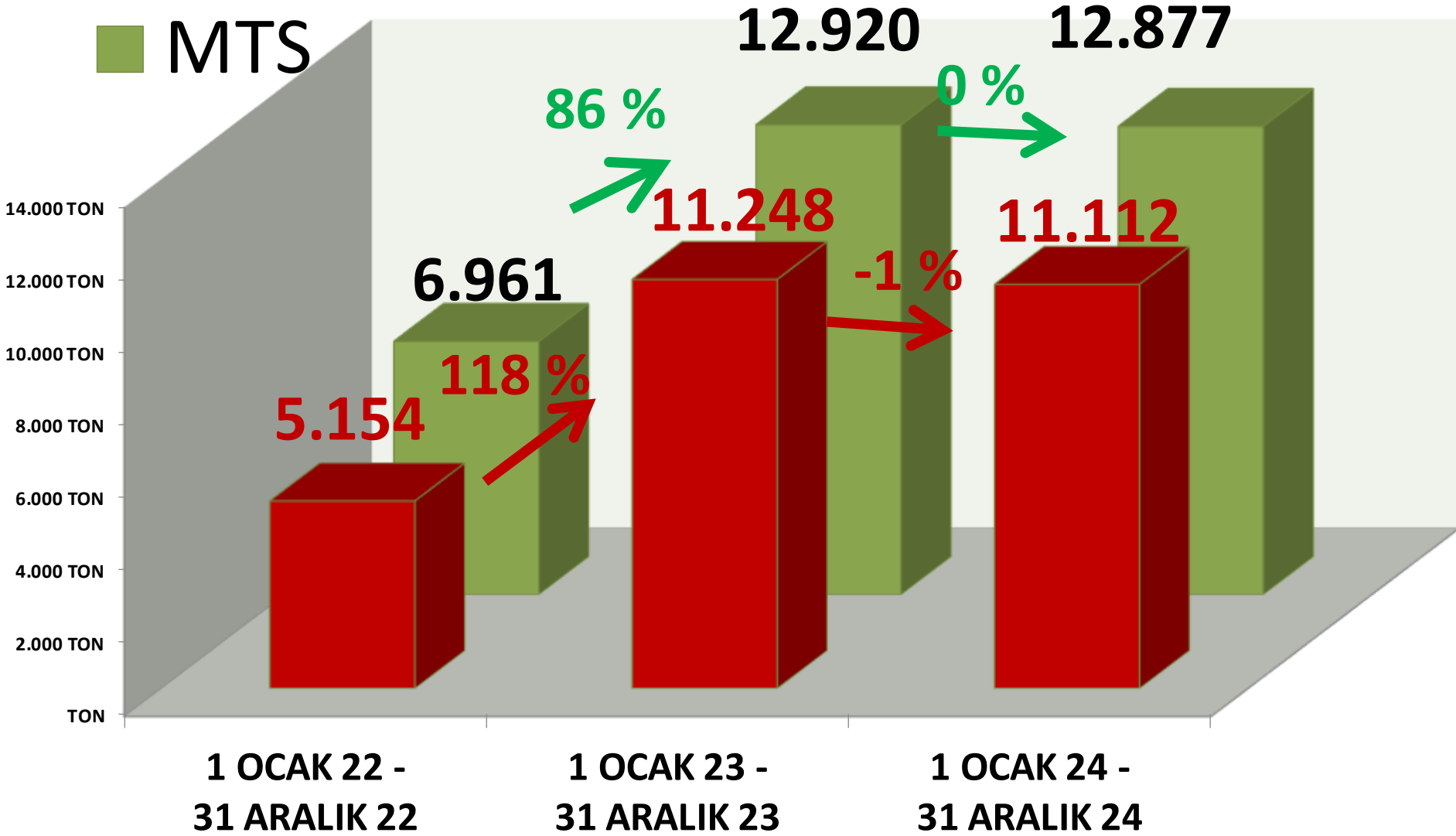




■ TTS


YILLIK KEKİK İŞLEM MİKTARI (TON)

■ MTS



ARALIK AYLARI KEKİK FİYAT TRENDİ (TL)

MTS
TTS



ANASON

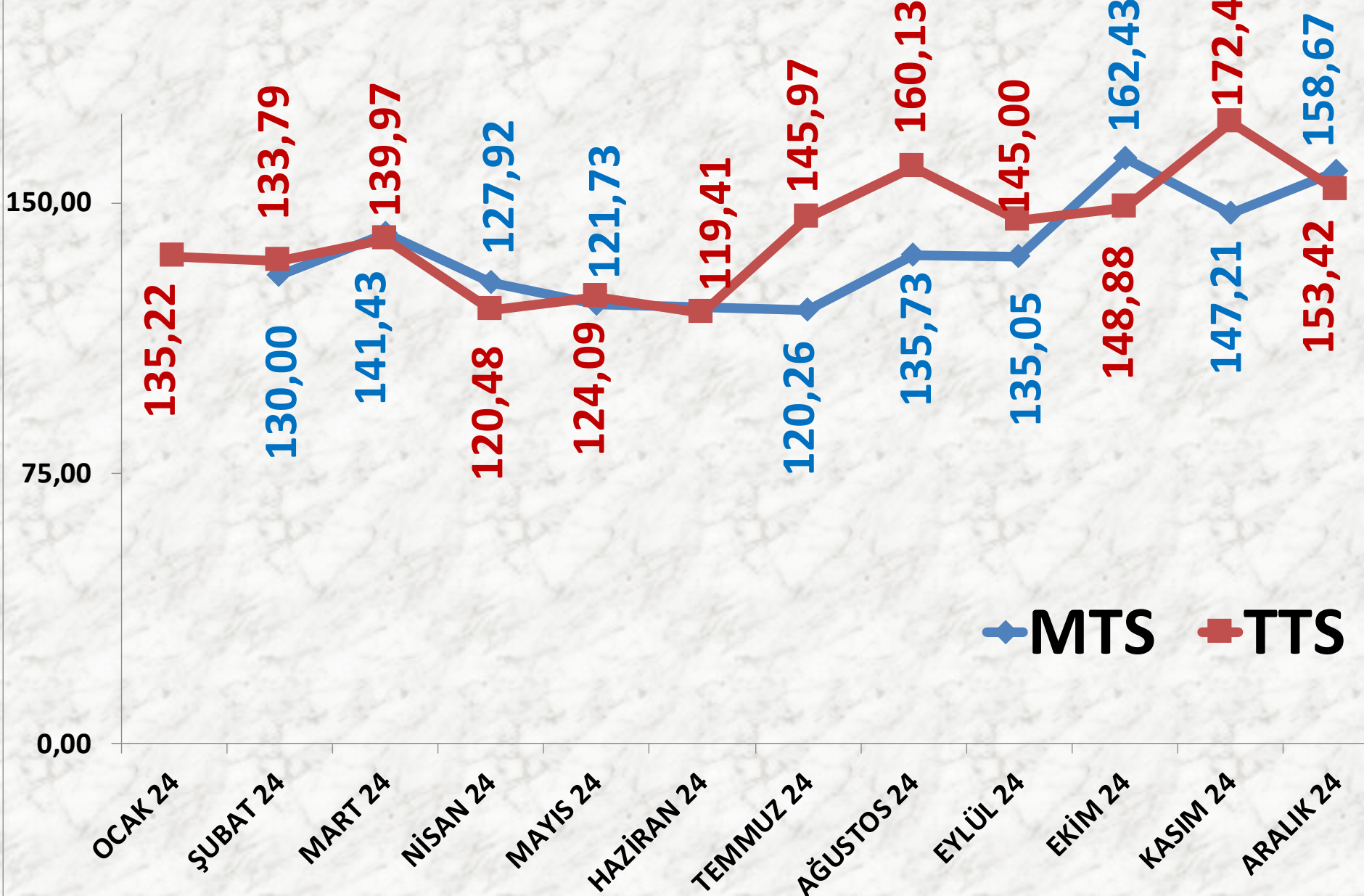
İŞLEM MİKTARI TON	2022 ARALIK	2023 ARALIK		2024 ARALIK	
MTS	90 TON	86%	167 TON	-19%	136 TON
TTS	4 TON	4150%	164 TON	45%	238 TON

EN AZ FİYAT	2022 ARALIK	2023 ARALIK		2024 ARALIK	
MTS	67,26 TL	78%	119,98 TL	26%	151,32 TL
TTS	75,52 TL	76%	133,00 TL	9%	145,00 TL

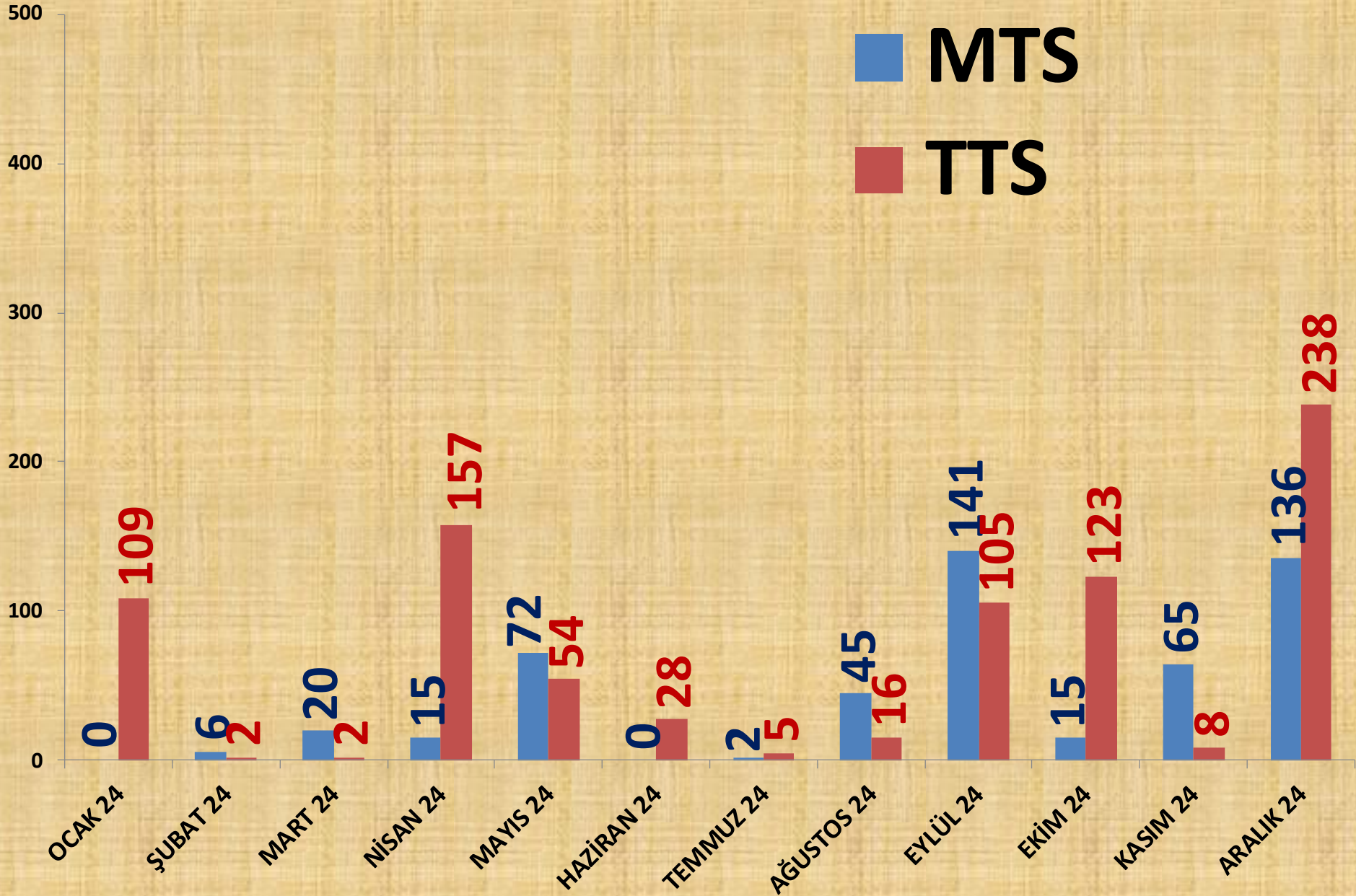
EN ÇOK FİYAT	2022 ARALIK	2023 ARALIK		2024 ARALIK	
MTS	91,93 TL	85%	169,98 TL	-6%	159,00 TL
TTS	75,52 TL	108%	157,00 TL	8%	169,61 TL

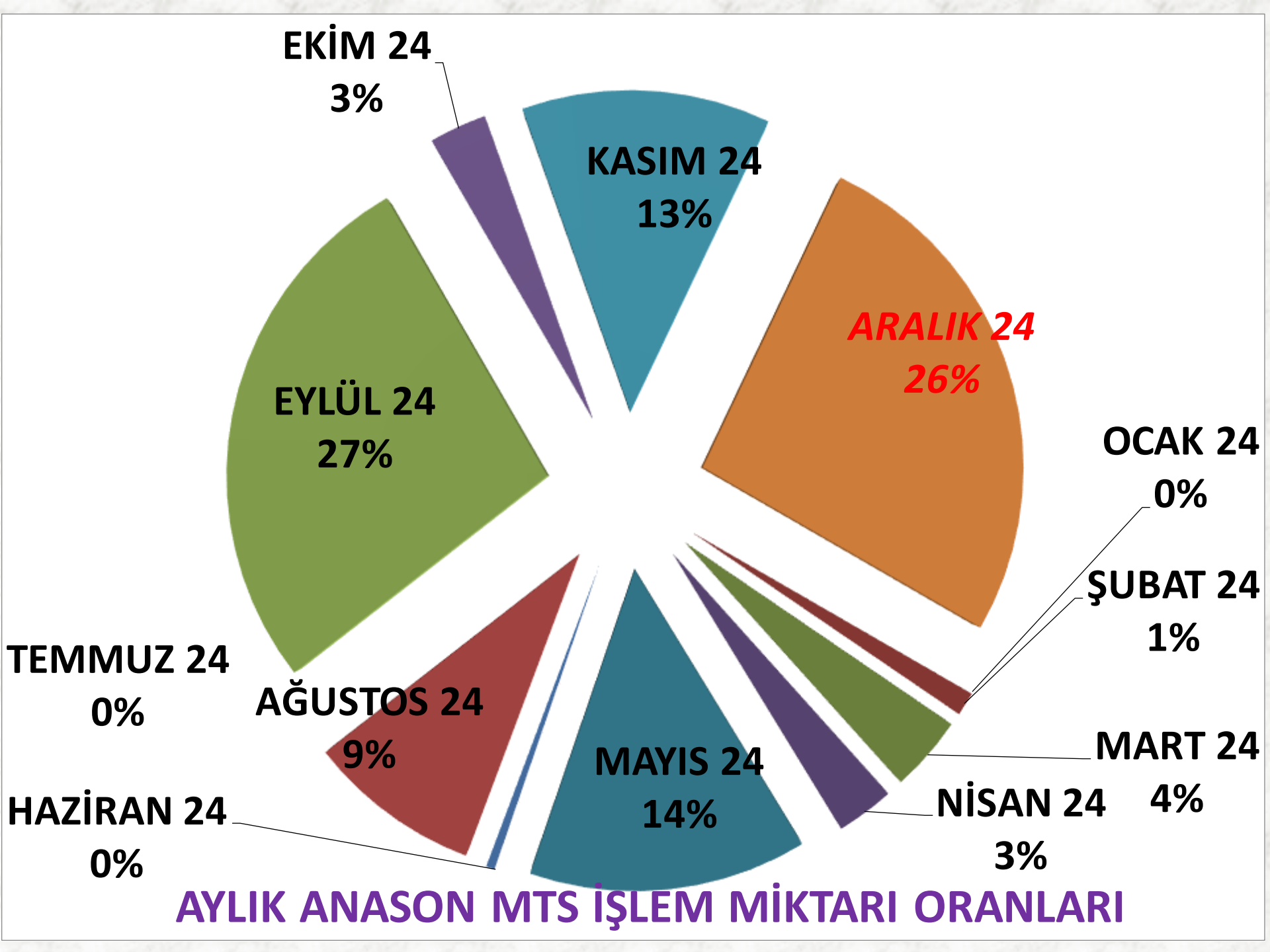
ORTALAMA FİYAT	2022 ARALIK	2023 ARALIK		2024 ARALIK	
MTS	69,64 TL	119%	152,45 TL	4%	158,67 TL
TTS	75,52 TL	102%	152,53 TL	1%	153,42 TL

AYLIK ANASON FİYAT TRENDİ (TL)



AYLIK ANASON İŞLEM MİKTARI (TON)

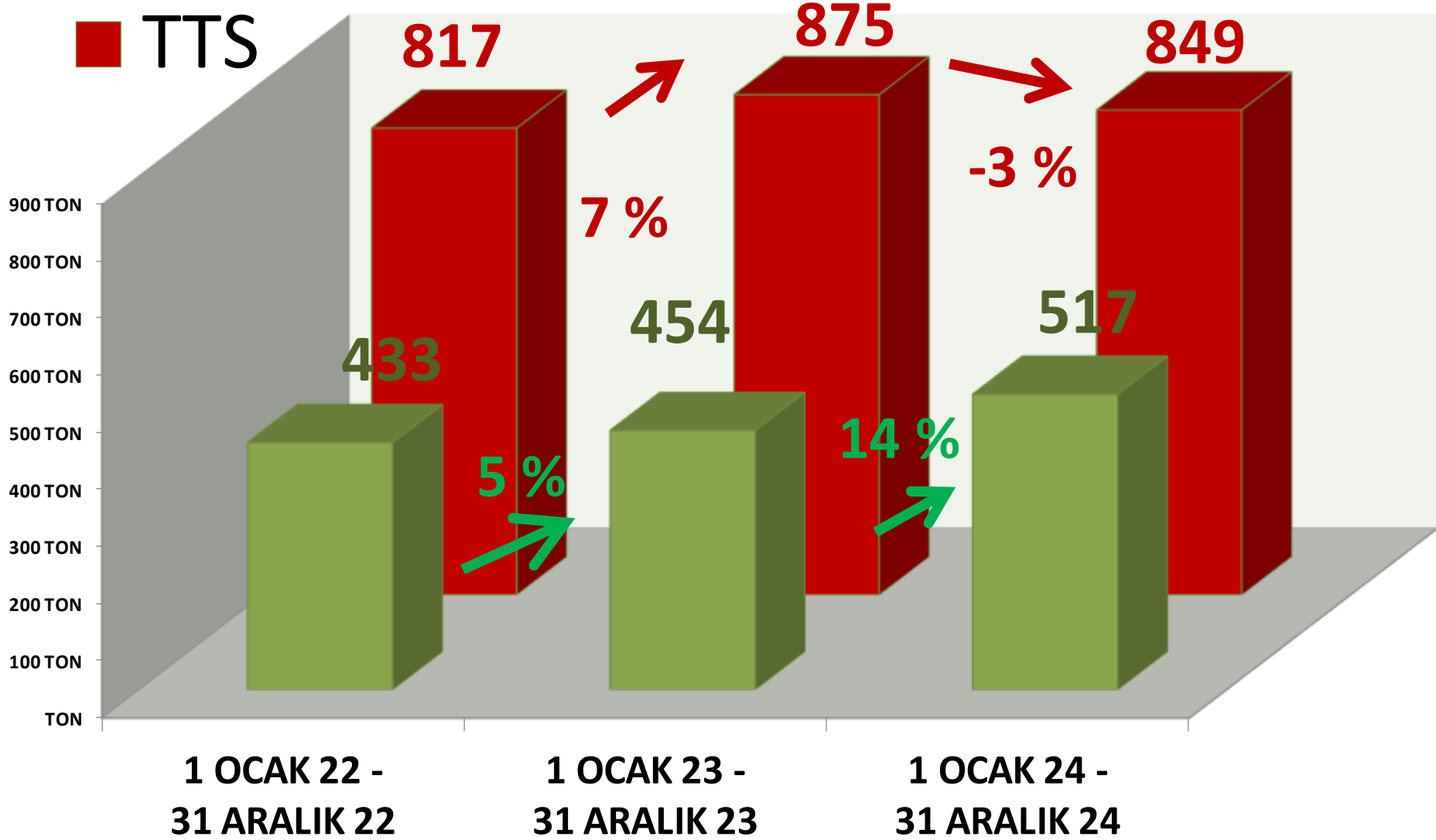




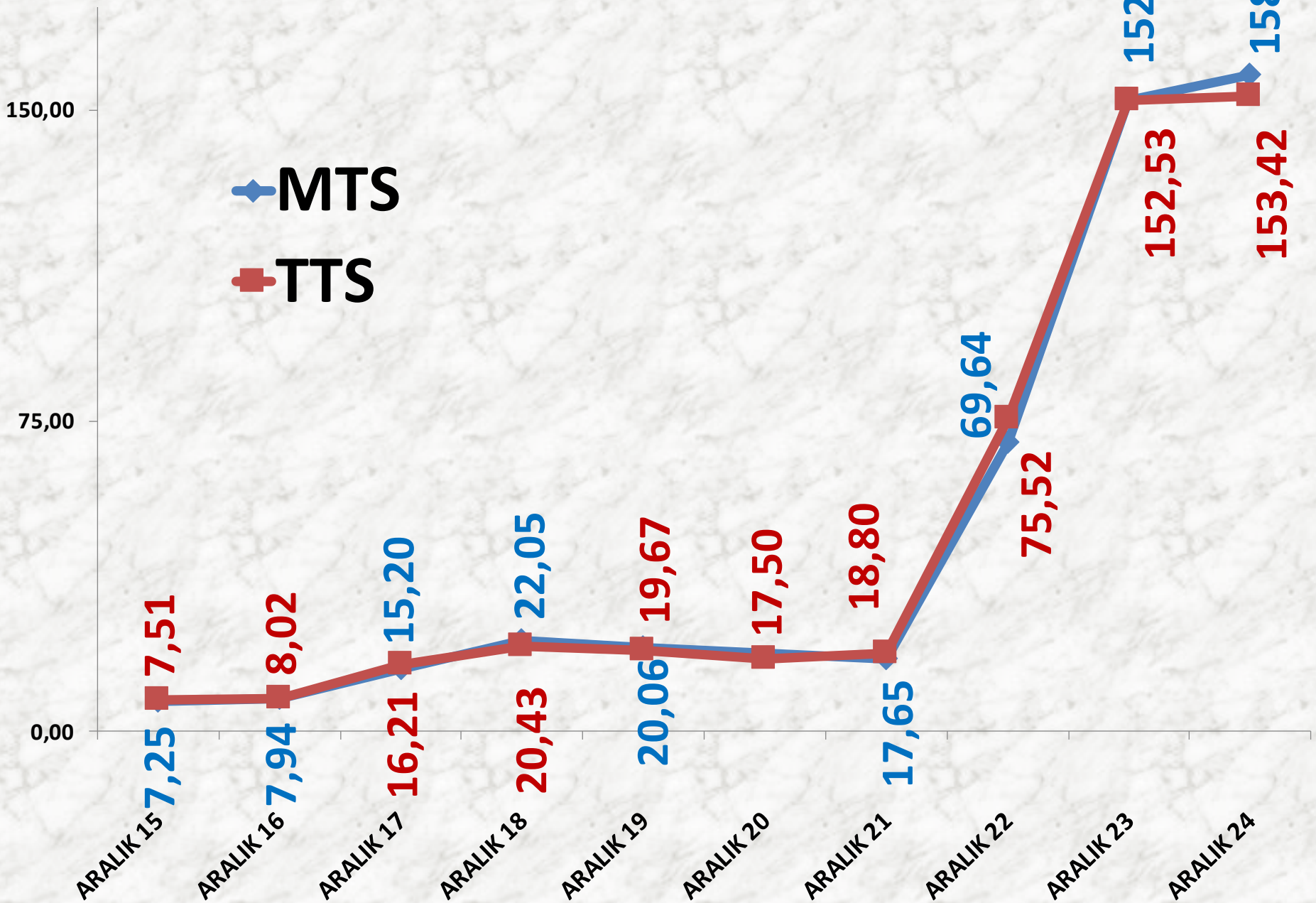
■ MTS

YILLIK ANASON İŞLEM MİKTARI (TON)

■ TTS



ARALIK AYLARI ANASON FİYAT TRENDİ (TL)



YAPRAK TÜTÜN

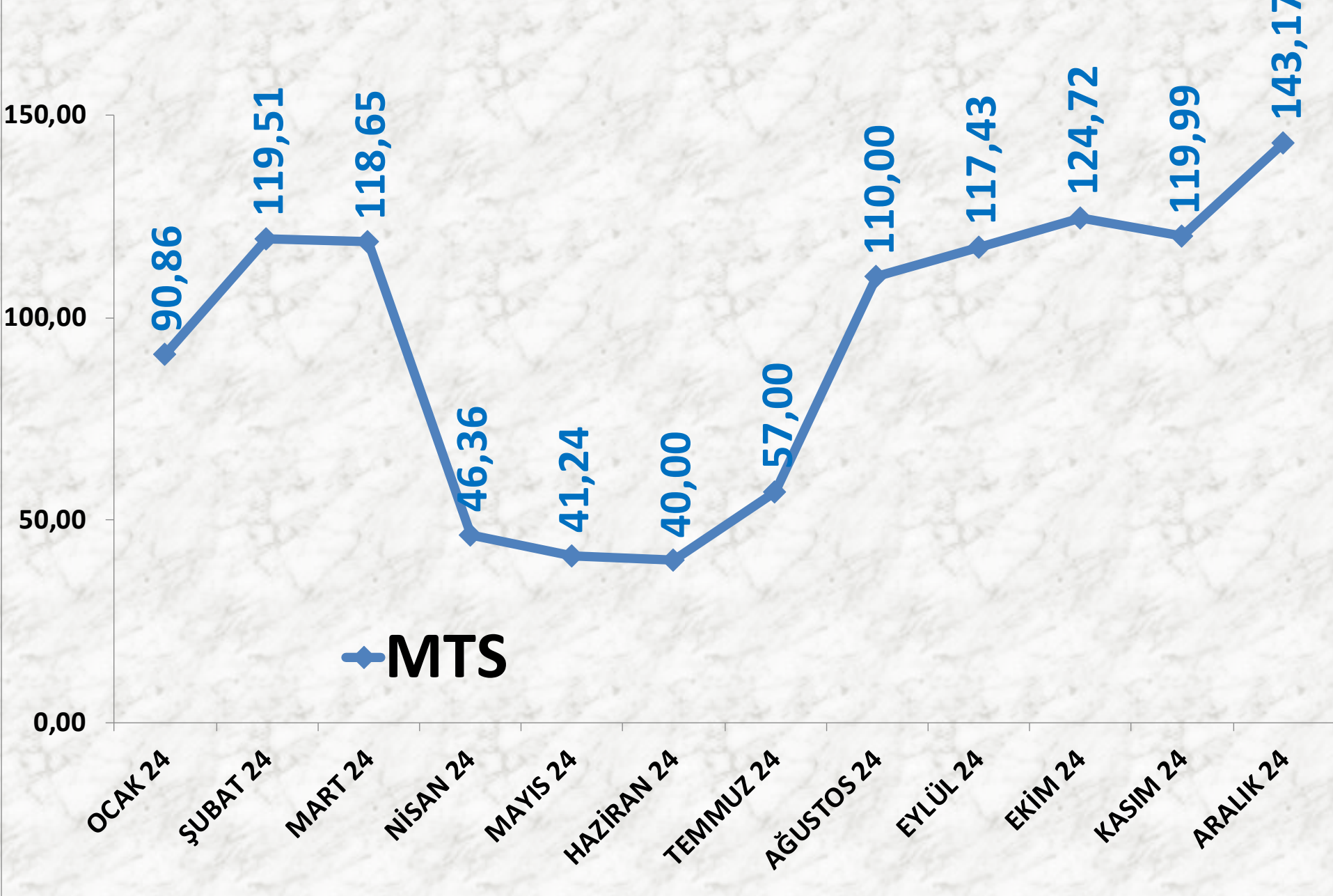
İŞLEM MİKTARI TON	2022 EYLÜL	2023 EYLÜL		2024 EYLÜL	
MTS	263 TON	-15%	223 TON	242%	763 TON

EN AZ FİYAT	2022 EYLÜL	2023 EYLÜL		2024 EYLÜL	
MTS	34,74 TL	29%	44,90 TL	-11%	40,00 TL

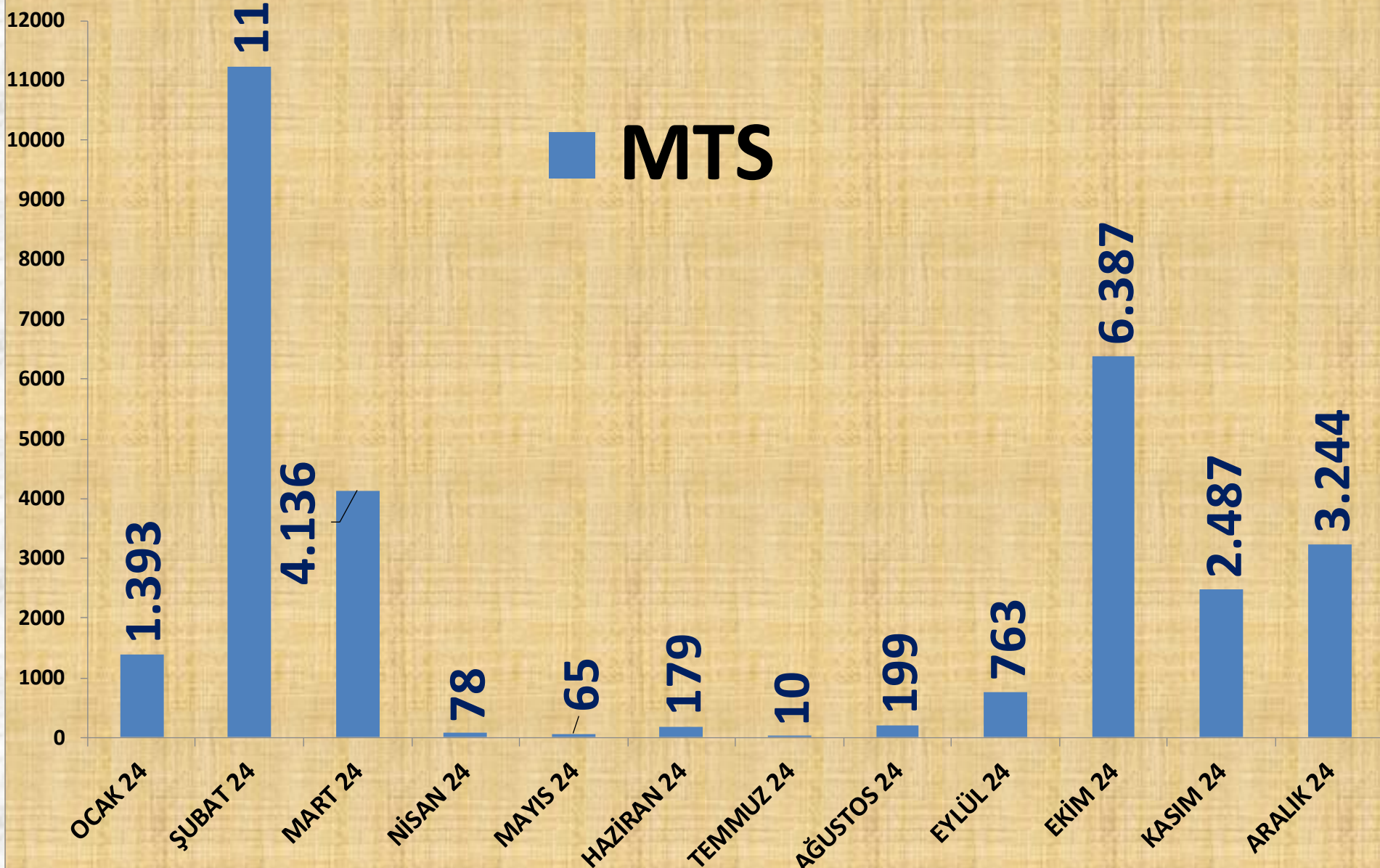
EN ÇOK FİYAT	2022 ARALIK	2023 ARALIK		2024 ARALIK	
MTS	58,00 TL	116%	125,00 TL	44%	180,00 TL

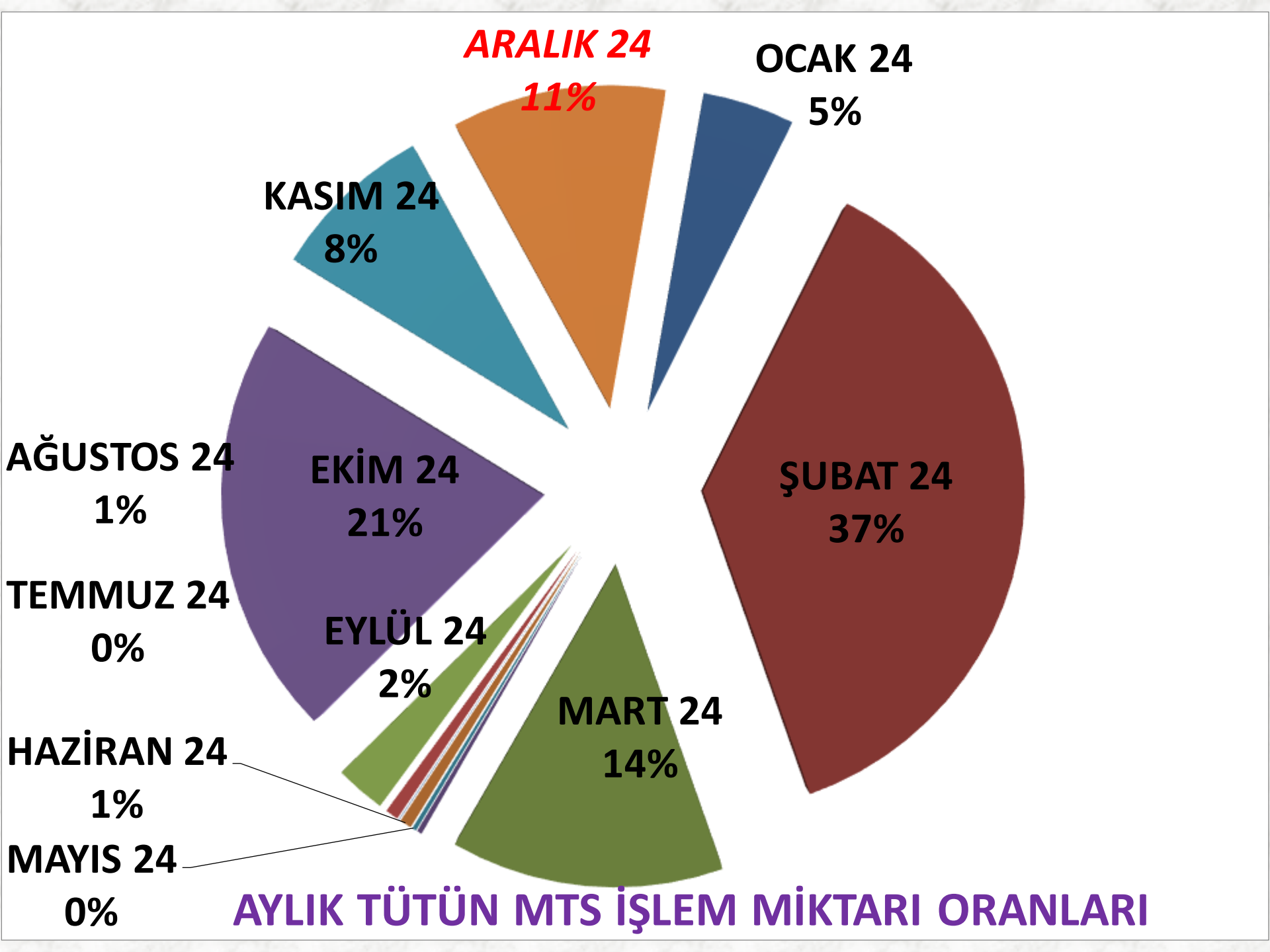
ORTALAMA FİYAT	2022 ARALIK	2023 ARALIK		2024 ARALIK	
MTS	47,92 TL	45%	69,40 TL	106%	143,17 TL

AYLIK TÜTÜN FİYAT TRENDİ (TL)

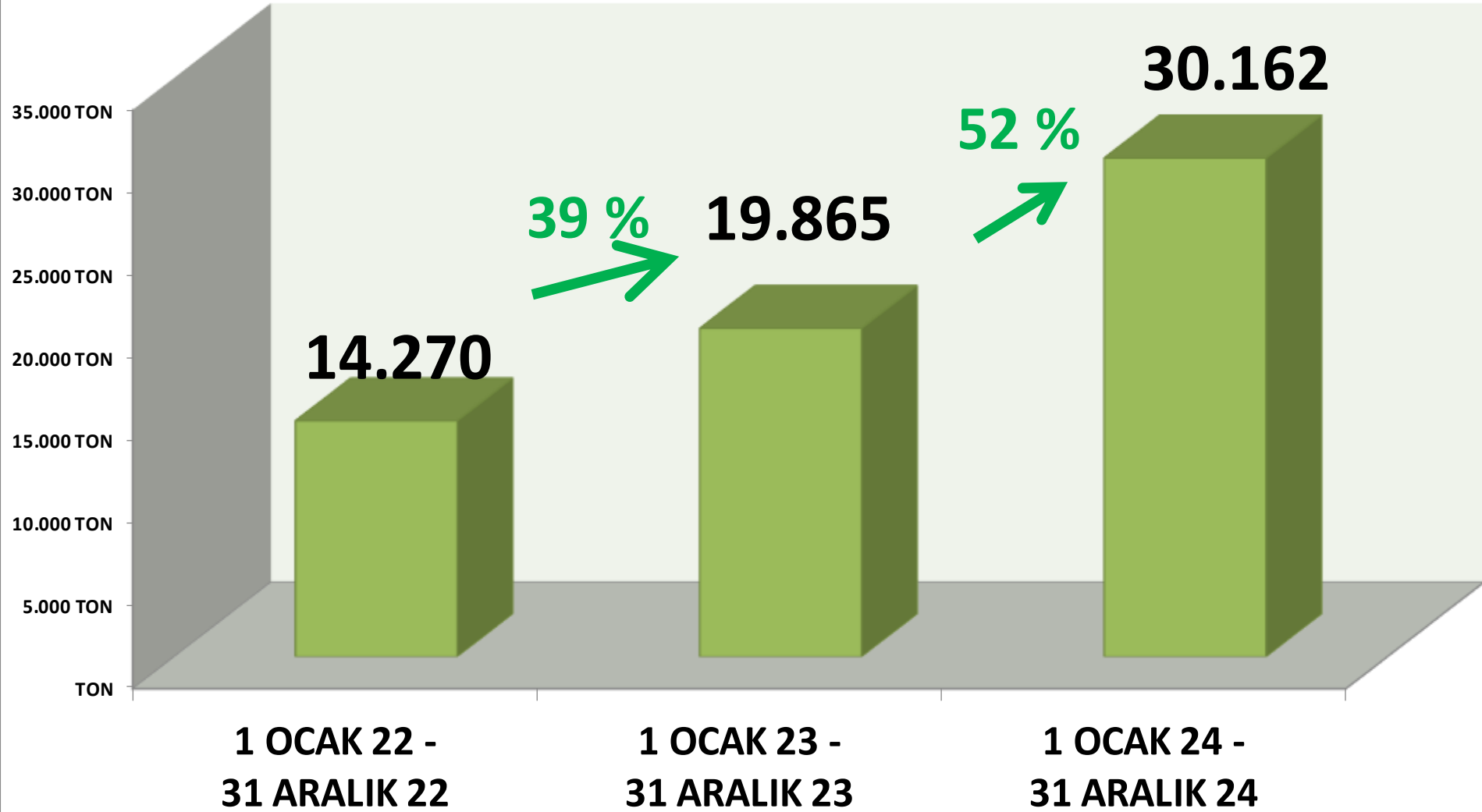


AYLIK TÜTÜN İŞLEM MİKTARI (TON)



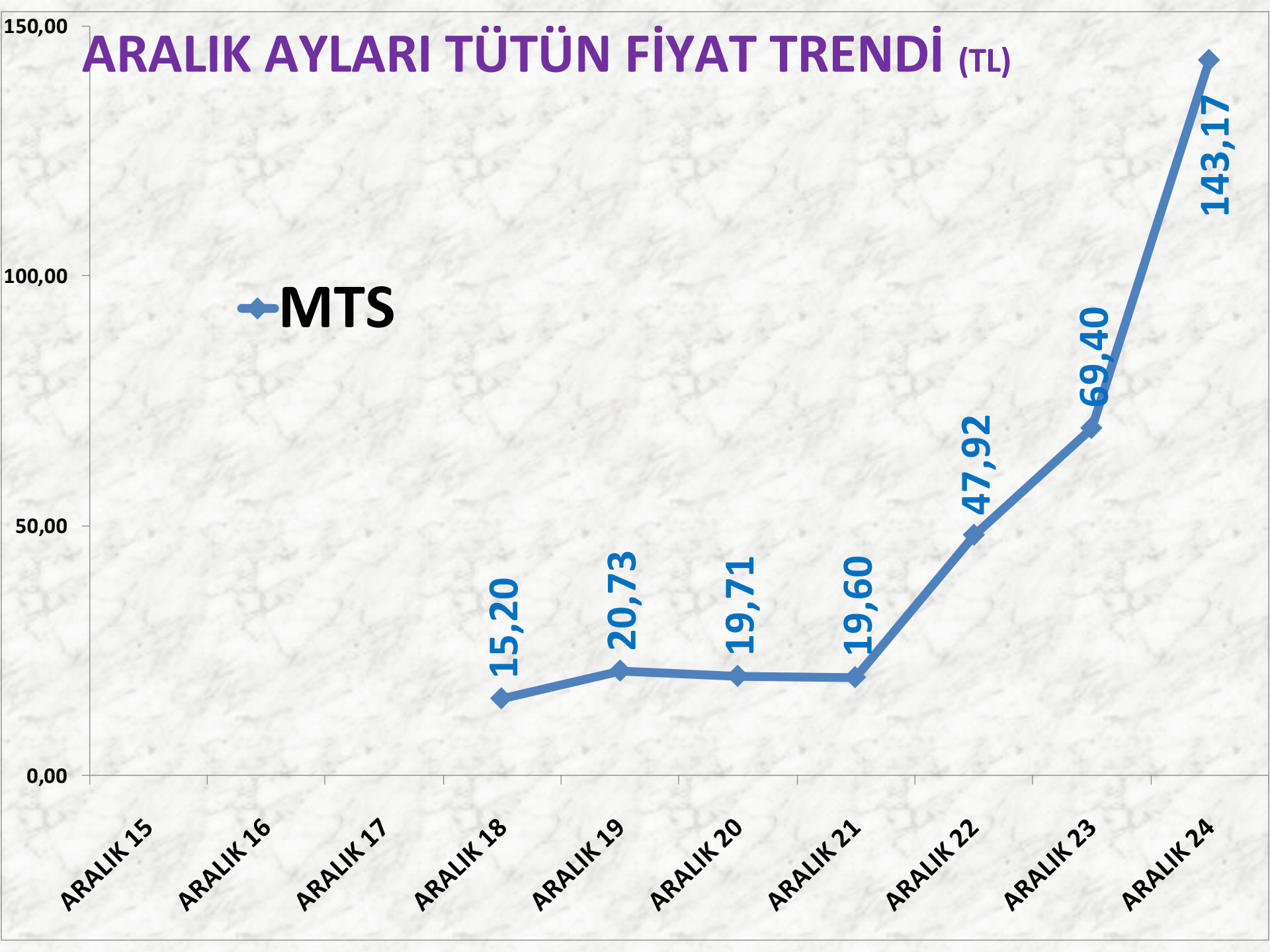


YILLIK TÜTÜN İŞLEM MİKTARI (TON)



ARALIK AYLARI TÜTÜN FİYAT TRENDİ (TL)

◆ MTS



KASAPLIK CANLI HAYVAN

BÜYÜKBAŞ İŞLEM MİKTARI

İŞLEM MİKTARI ADET	2022 ARALIK	2023 ARALIK		2024 ARALIK	
MTS	1.686 ADET	14%	1.920 ADET	9%	2.086 ADET
TTS	396 ADET	-58%	168 ADET	282%	642 ADET

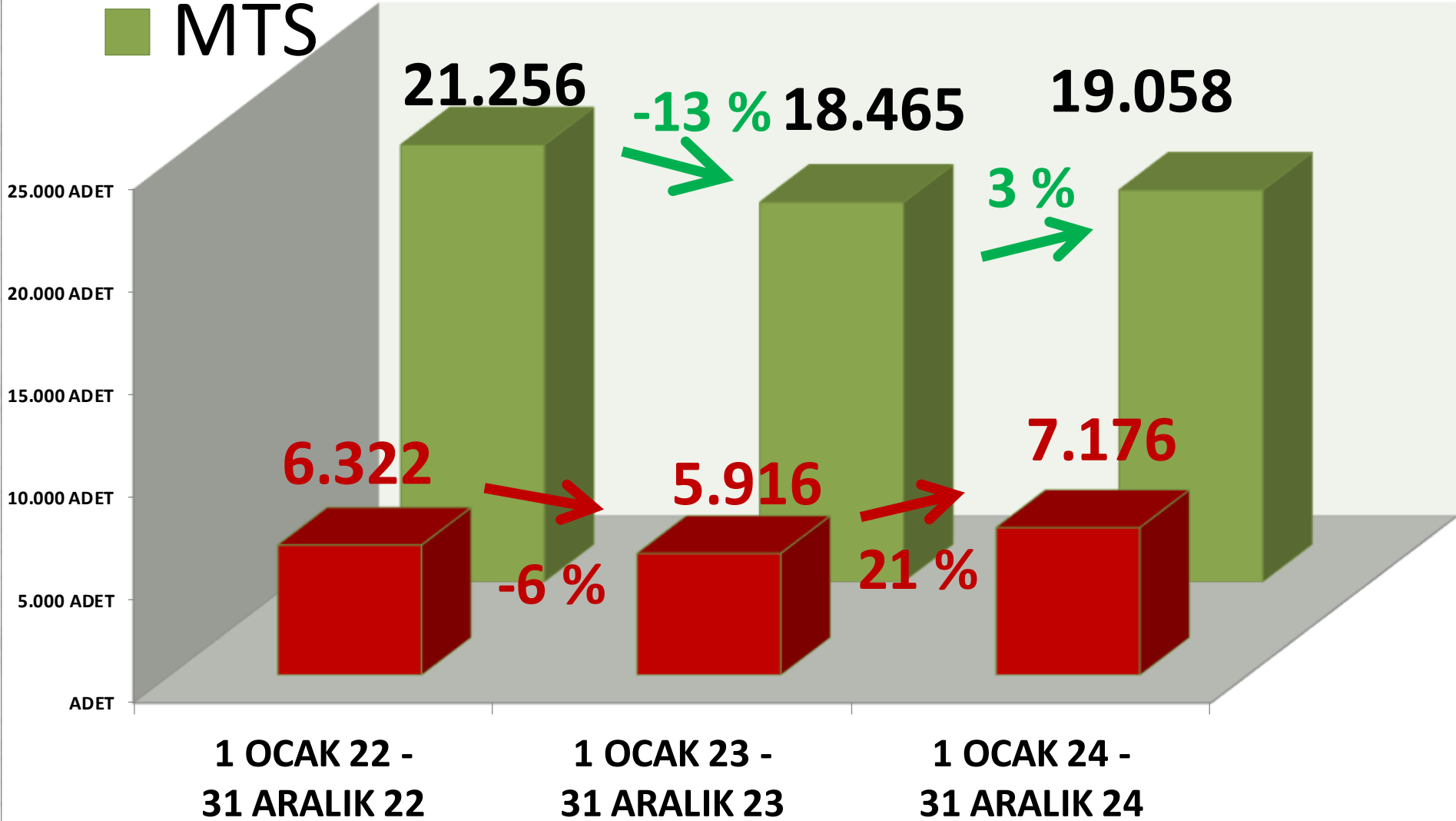
KÜÇÜKBAŞ İŞLEM MİKTARI

İŞLEM MİKTARI ADET	2022 ARALIK	2023 ARALIK		2024 ARALIK	
MTS	4.204 ADET	84%	7.724 ADET	-29%	5.472 ADET
TTS	165 ADET	40%	231 ADET	76%	406 ADET

■ TTS

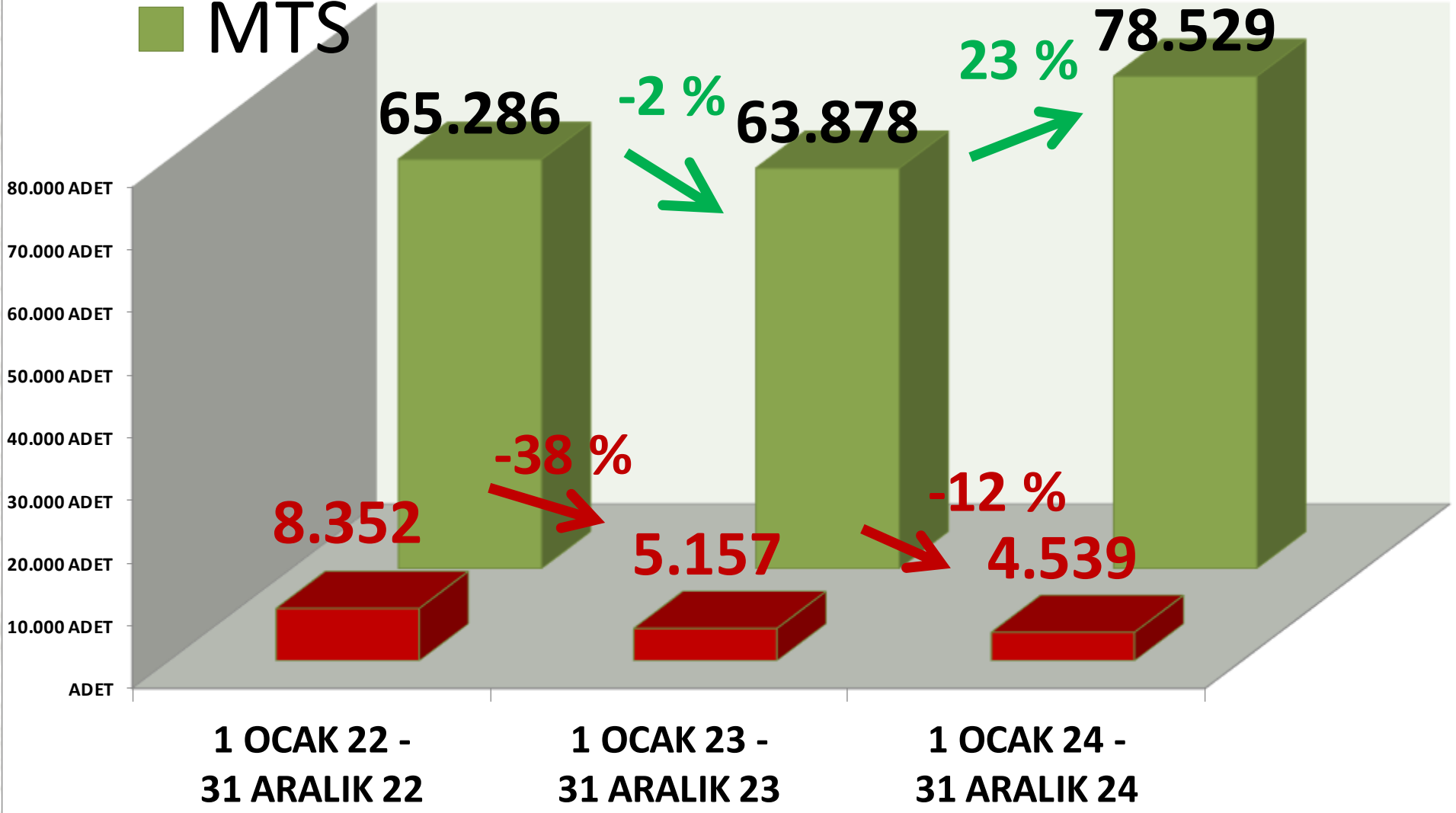
YILLIK BÜYÜKBAŞ İŞLEM MİKTARI (TON)

■ MTS



■ TTS YILLIK KÜÇÜKBAŞ İŞLEM MİKTARI (TON)

■ MTS





DINLEDİĞİNİZ İÇİN
TEŞEKKÜR EDERİM

RECEP MENGİ

