

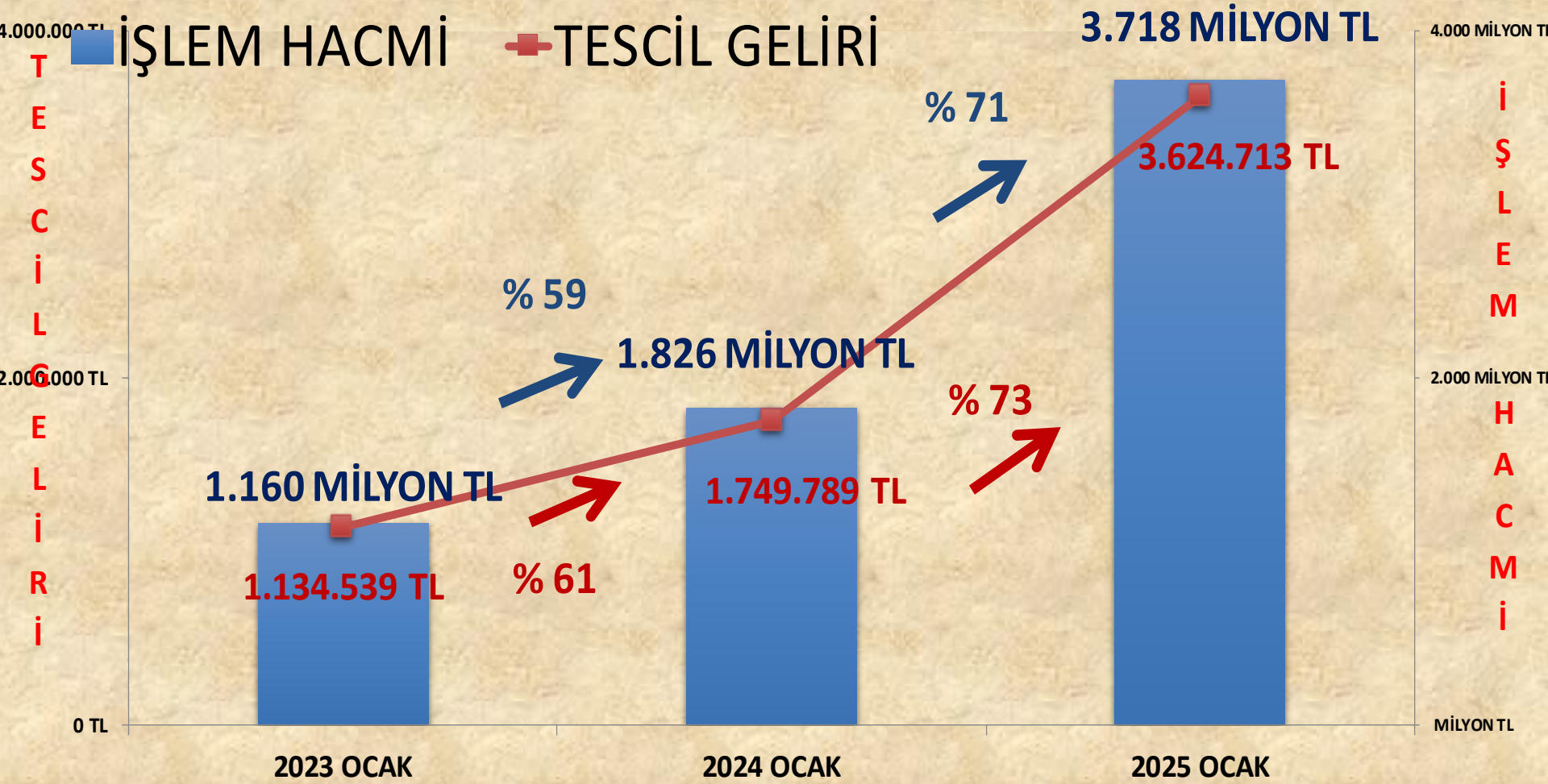


OCAK 2025 TESCİL SUNUMU



İŞLEM HACMİ VE TESCİL GELİRİ VERİLERİ

	2023 OCAK		2024 OCAK		2025 OCAK
İŞLEM HACMİ	1.160 MİLYON TL	57%	1.826 MİLYON TL	104%	3.718 MİLYON TL
TESCİL GELİRİ	1.134.539 TL	54%	1.749.789 TL	107%	3.624.713 TL



2024 OCAK

ÜRÜN GRUBU	Miktar(kg./lt/adet)	Tutar(TL)
BAKLIYAT VE MAMÜLLERİ	769.408	34.376.664
BİTKİSEL YAĞLAR	50	22.500
KOTASYON DIŐI ÜRÜNLER	42.560.840	692.809.080
HAM DERİLER VE BAĞIRSAKLAR	4.858	74.796
HAYVANSAL YAĞLAR	37	8.500
HUBUBAT .	57.434.121	351.343.889
HUBUBAT MAMÜLLERİ	352.469	3.551.529
KASAPLIK CANLI HAYVANLAR	10.251	219.903.520
KURU MEYVELER	491.256	32.810.271
ORMAN MAHSÜLLERİ	145.776	2.074.196
TEKSTİL HAMMADDELERİ	12.503.657	229.674.452
YAĞLI TOHUMLAR	8.792.466	259.631.561
<u>TOPLAM</u>	123.065.189	1.826.280.958

2025 OCAK

ÜRÜN GRUBU	Miktar(kg./lt/adet)	Tutar(TL)
BAKLİYAT VE MAMÜLLERİ	777.180	42.254.353
BİTKİSEL YAĞLAR	0	0
KOTASYON DIŞI ÜRÜNLER	175.102.996	2.583.073.911
HAM DERİLER VE BAĞIRSAKLAR	13.614	266.700
HAYVANSAL YAĞLAR	800	300.152
HUBUBAT .	20.786.068	176.424.590
HUBUBAT MAMÜLLERİ	645.122	10.726.634
KASAPLIK CANLI HAYVANLAR	12.193	370.166.328
KURU MEYVELER	474.567	43.311.857
ORMAN MAHSÜLLERİ	369.017	6.106.880
TEKSTİL HAMMADDELERİ	4.124.444	106.244.482
YAĞLI TOHUMLAR	8.558.965	379.435.415
<u>TOPLAM</u>	210.864.966	3.718.311.300

2024 OCAK - 2025 OCAK DEĞİŞİM

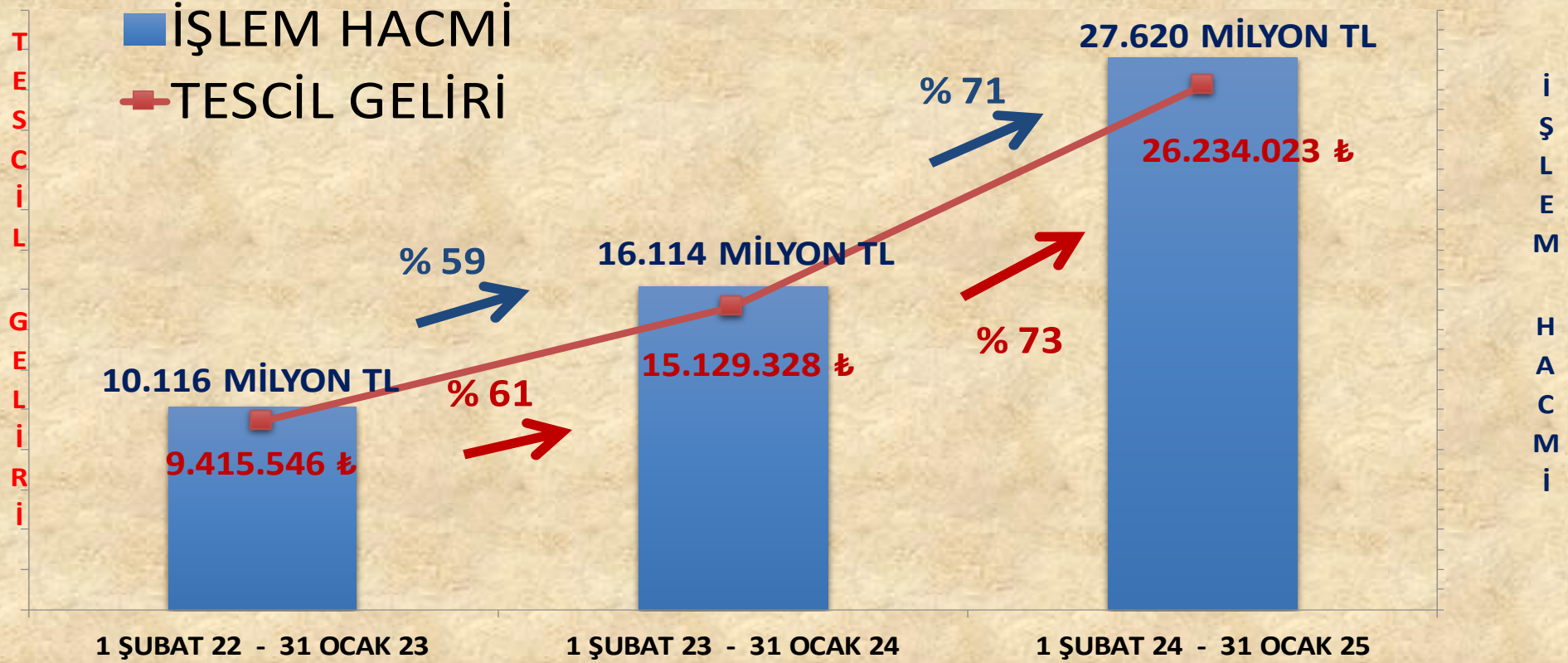
ÜRÜN GRUBU	Miktar(kg./lt/adet)	Tutar(TL)
BAKLİYAT VE MAMÜLLERİ	7.772	7.877.688
BİTKİSEL YAĞLAR	-50	-22.500
KOTASYON DIŞI ÜRÜNLER	132.542.155	1.890.264.831
HAM DERİLER VE BAĞIRSAKLAR	8.756	191.904
HAYVANSAL YAĞLAR	763	291.652
HUBUBAT .	-36.648.053	-174.919.299
HUBUBAT MAMÜLLERİ	292.653	7.175.106
KASAPLIK CANLI HAYVANLAR	1.942	150.262.808
KURU MEYVELER	-16.689	10.501.587
ORMAN MAHSÜLLERİ	223.241	4.032.684
TEKSTİL HAMMADDELERİ	-8.379.213	-123.429.970
YAĞLI TOHUMLAR	-233.500	119.803.854
<u>TOPLAM</u>	87.799.777	1.892.030.342

2024 OCAK - 2025 OCAK DEĞİŞİM ORANI

ÜRÜN GRUBU	Miktar(kg./lt/adet)	Tutar(TL)
BAKLİYAT VE MAMÜLLERİ	1%	23%
BİTKİSEL YAĞLAR	-100%	-100%
KOTASYON DIŞI ÜRÜNLER	311%	273%
HAM DERİLER VE BAĞIRSAKLAR	180%	257%
HAYVANSAL YAĞLAR	2062%	3431%
HUBUBAT .	-64%	-50%
HUBUBAT MAMÜLLERİ	83%	202%
KASAPLIK CANLI HAYVANLAR	19%	68%
KURU MEYVELER	-3%	32%
ORMAN MAHSÜLLERİ	153%	194%
TEKSTİL HAMMADDELERİ	-67%	-54%
YAĞLI TOHUMLAR	-3%	46%
<u>TOPLAM</u>	71%	104%

İŞLEM HACMİ VE TESCİL GELİRİ VERİLERİ

	1 ŞUBAT 22 - 31 OCAK 23	1 ŞUBAT 23 - 31 OCAK 24	1 ŞUBAT 24 - 31 OCAK 25
İŞLEM HACMI	10.116 MİLYON TL	16.114 MİLYON TL	27.620 MİLYON TL
TESCİL GELİRİ	9.415.546 TL	15.129.328 TL	26.234.023 TL



ARPA

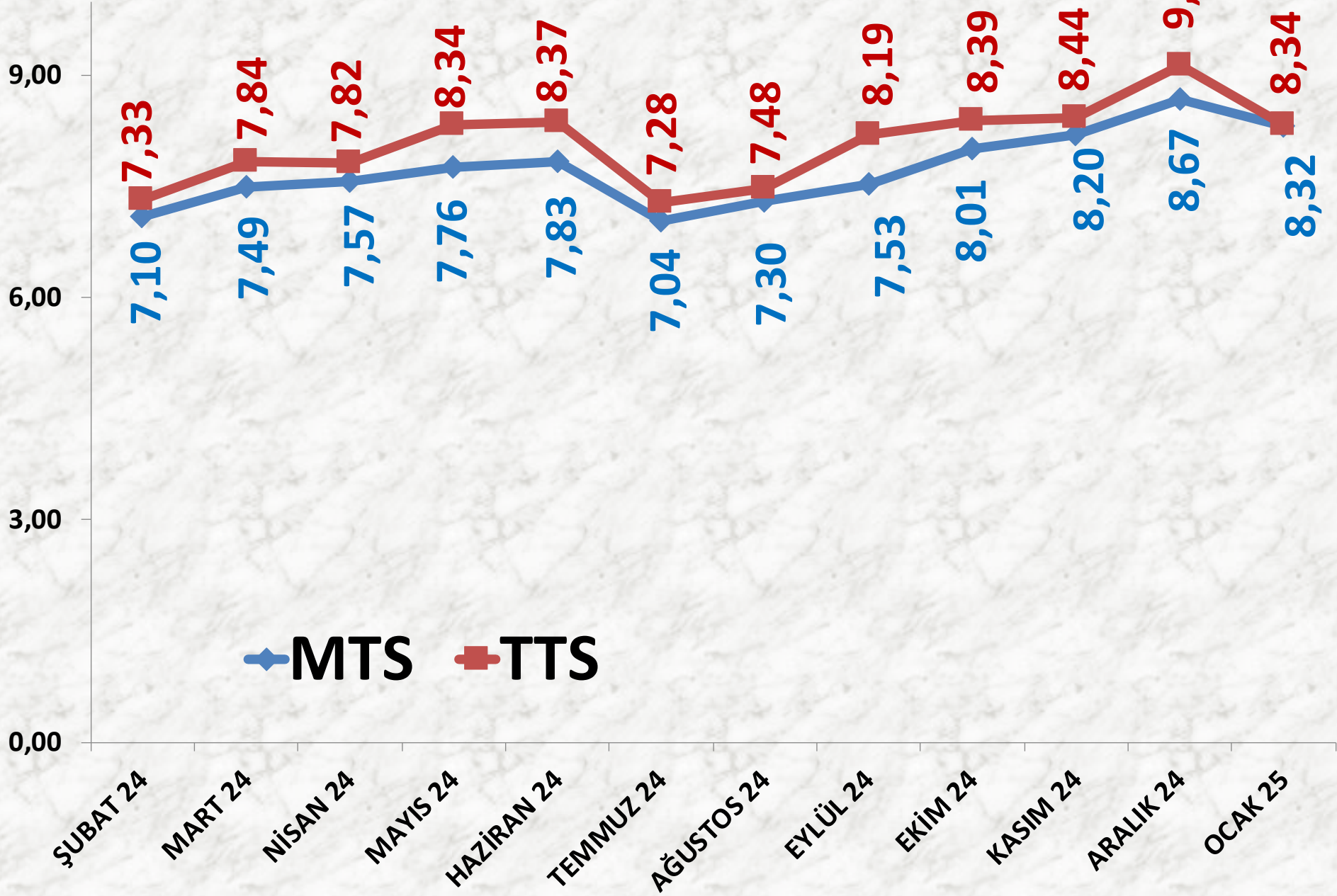
İŞLEM MİKTARI TON	2023 OCAK		2024 OCAK		2025 OCAK	
	MTS	915 TON	54%	1.404 TON	0%	1.408 TON
TTS	7.266 TON	-82%	1.284 TON	-66%	439 TON	

EN AZ FİYAT	2023 OCAK		2024 OCAK		2025 OCAK	
	MTS	4,21 TL	19%	5,00 TL	20%	6,00 TL
TTS	5,35 TL	2%	5,45 TL	38%	7,50 TL	

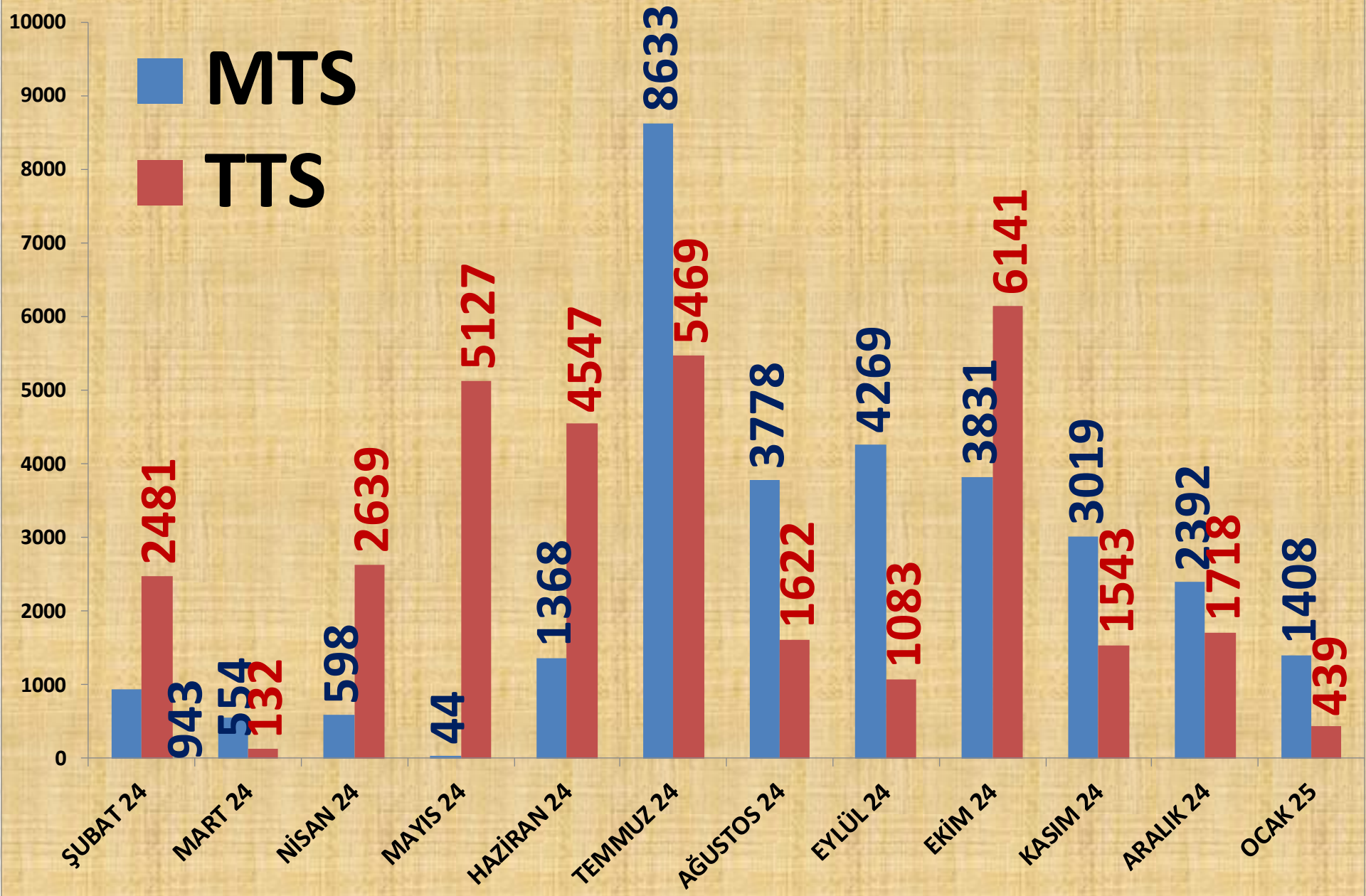
EN ÇOK FİYAT	2023 OCAK		2024 OCAK		2025 OCAK	
	MTS	6,63 TL	28%	8,50 TL	18%	10,00 TL
TTS	6,40 TL	33%	8,50 TL	0%	8,50 TL	

ORTALAMA FİYAT	2023 OCAK		2024 OCAK		2025 OCAK	
	MTS	5,83 TL	17%	6,81 TL	22%	8,32 TL
TTS	5,52 TL	23%	6,78 TL	15%	7,82 TL	

AYLIK ARPA FİYAT TRENDİ (TL)



AYLIK ARPA İŞLEM MİKTARI (TON)



ARALIK 24

8%

OCAK 25

5%

ŞUBAT 24

3%

NİSAN 24

2%

MAYIS 24

0%

HAZİRAN 24

4%

MART 24

2%

KASIM 24

10%

EKİM 24

12%

EYLÜL 24

14%

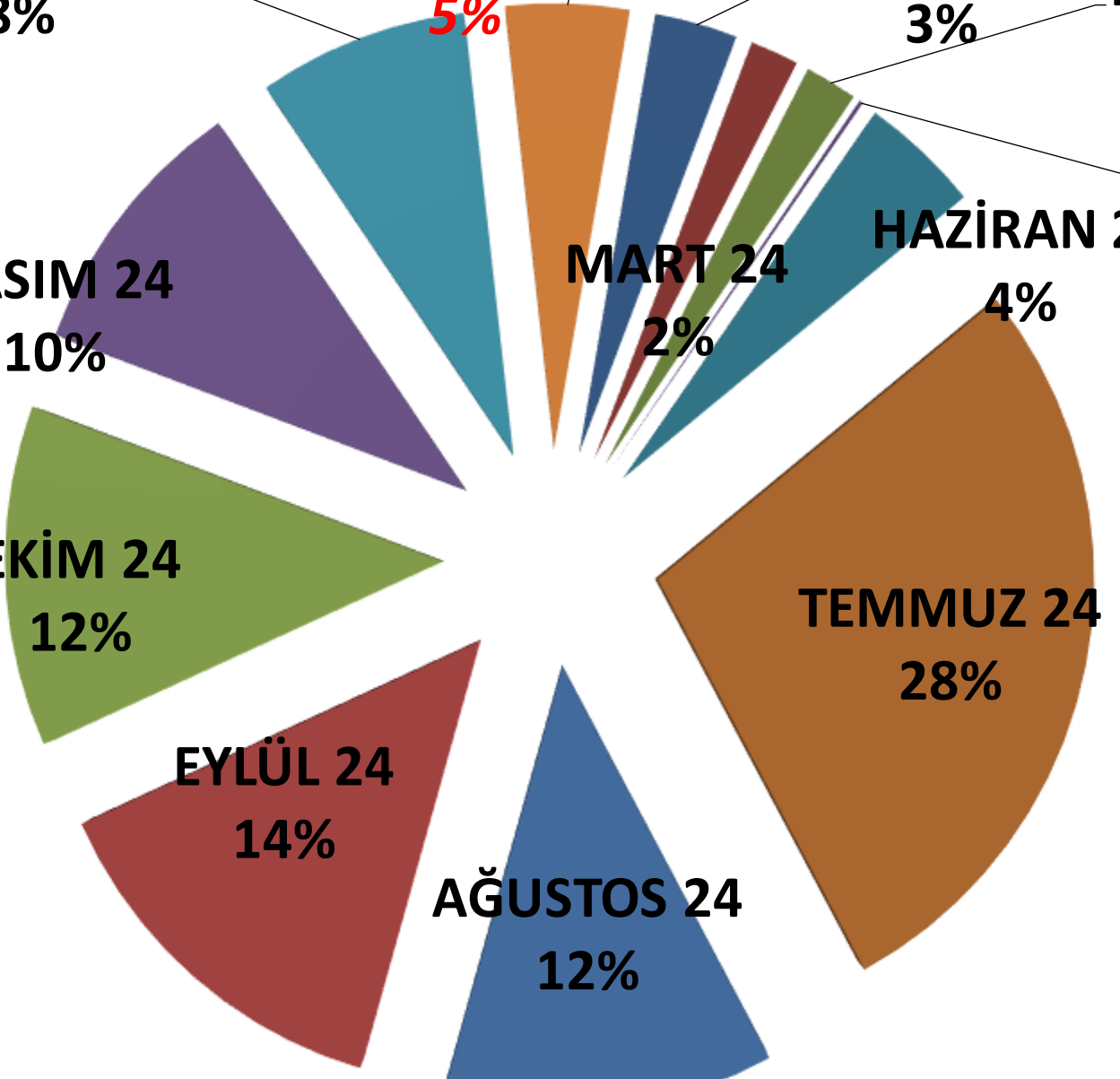
AĞUSTOS 24

12%

TEMMUZ 24

28%

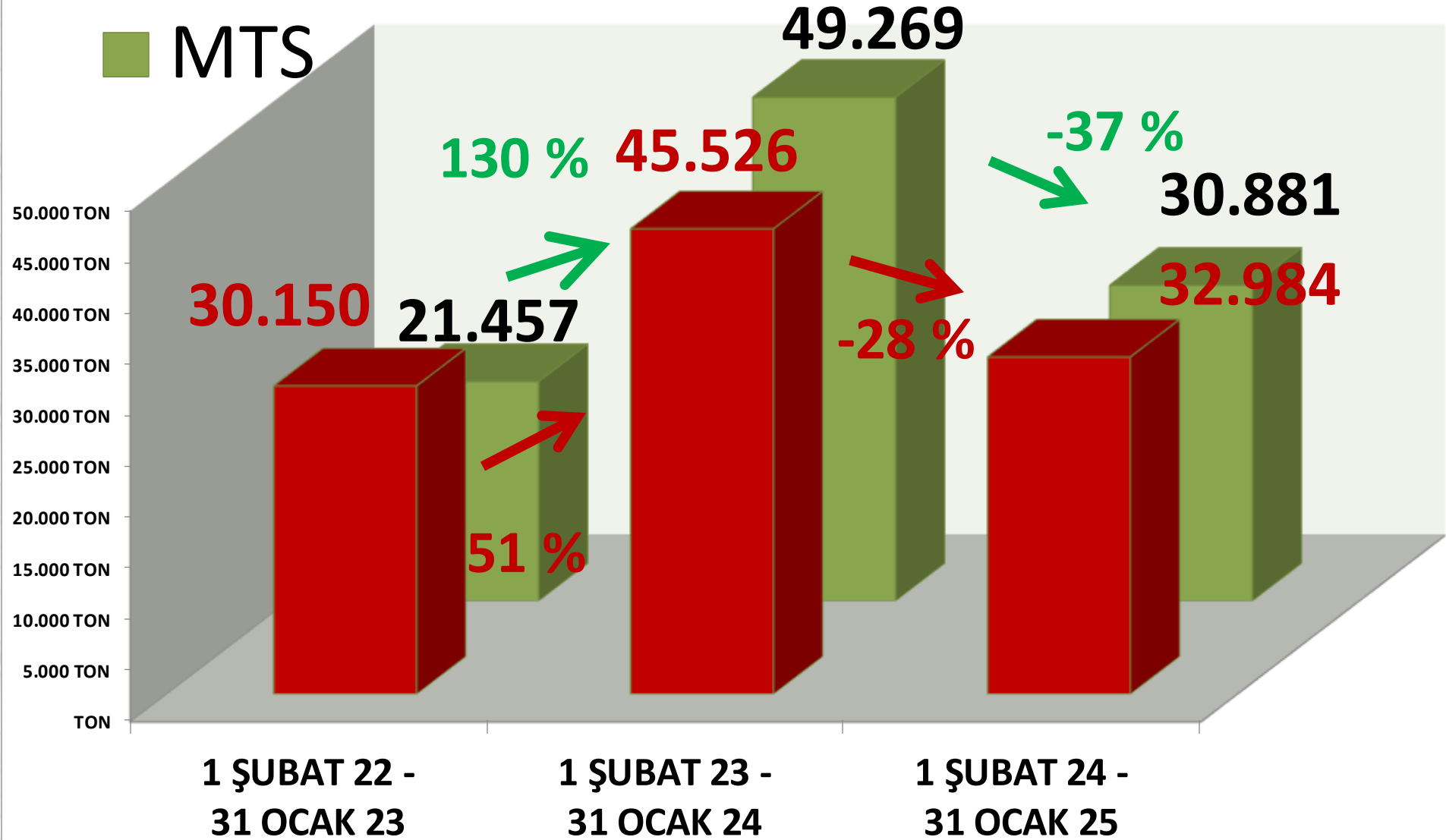
AYLIK ARPA MTS İŞLEM MİKTARI ORANLARI



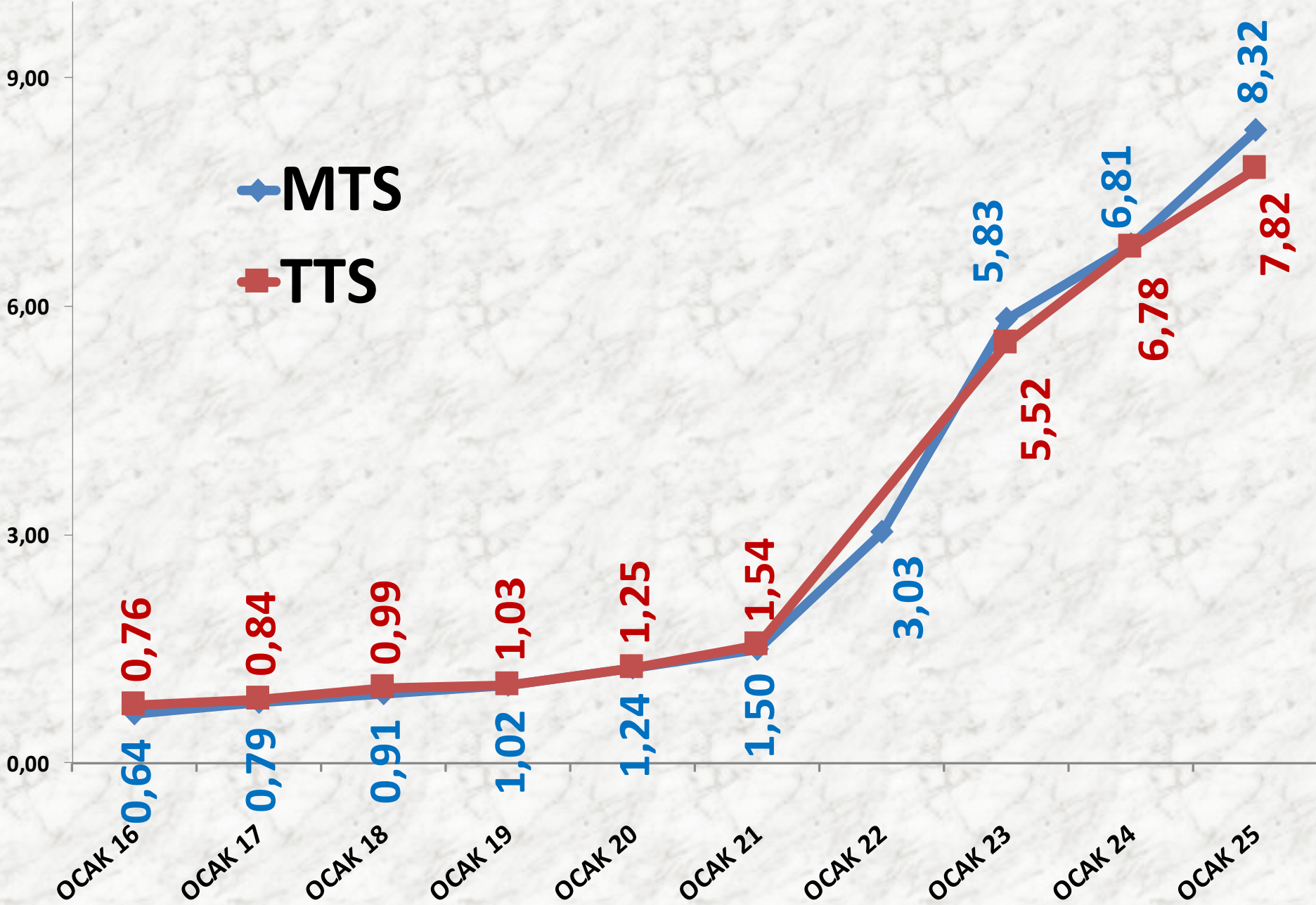
■ TTS

YILLIK ARPA İŞLEM MİKTARI (TON)

■ MTS



OCAK AYLARI ARPA FİYAT TRENDİ (TL)



BUĞDAY

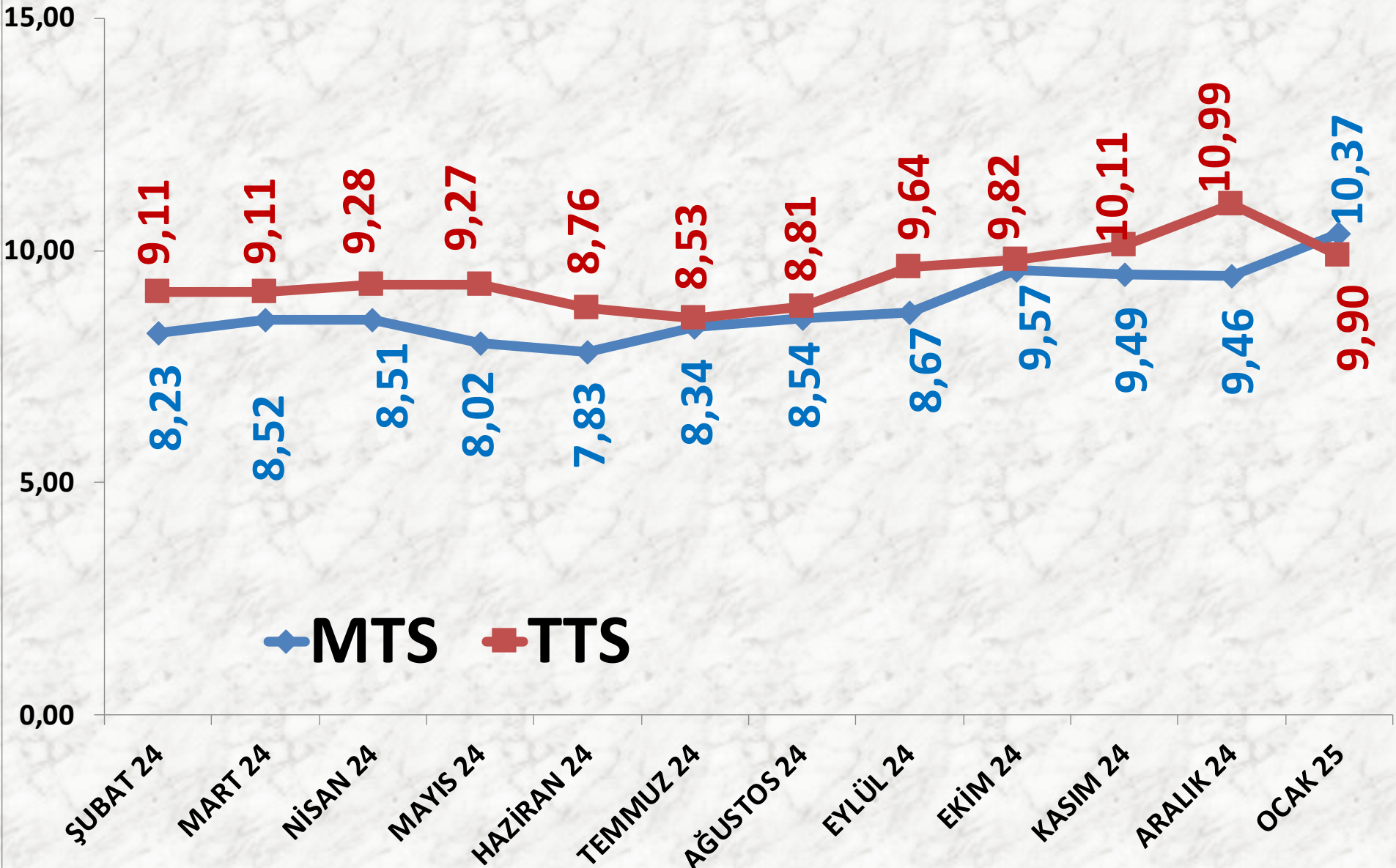
İŞLEM MİKTARI TON	2023 OCAK	2024 OCAK		2025 OCAK	
MTS	2.103 TON	17%	2.461 TON	44%	3.538 TON
TTS	4.144 TON	-46%	2.223 TON	163%	5.855 TON

EN AZ FİYAT	2023 OCAK	2024 OCAK		2025 OCAK	
MTS	5,00 TL	10%	5,50 TL	36%	7,50 TL
TTS	6,10 TL	4%	6,35 TL	38%	8,75 TL

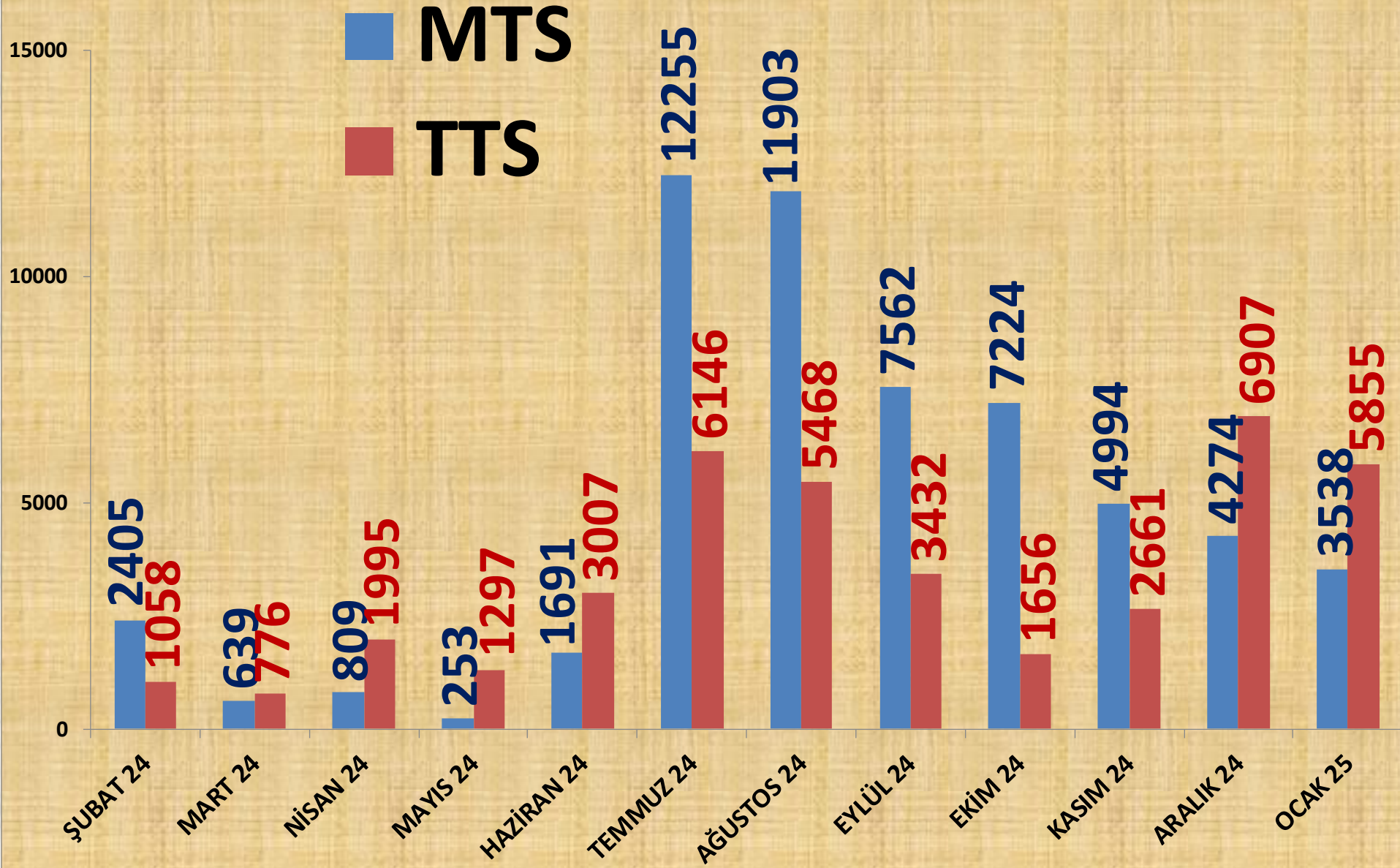
EN ÇOK FİYAT	2023 OCAK	2024 OCAK		2025 OCAK	
MTS	8,20 TL	22%	10,00 TL	30%	13,00 TL
TTS	8,35 TL	23%	10,30 TL	17%	12,01 TL

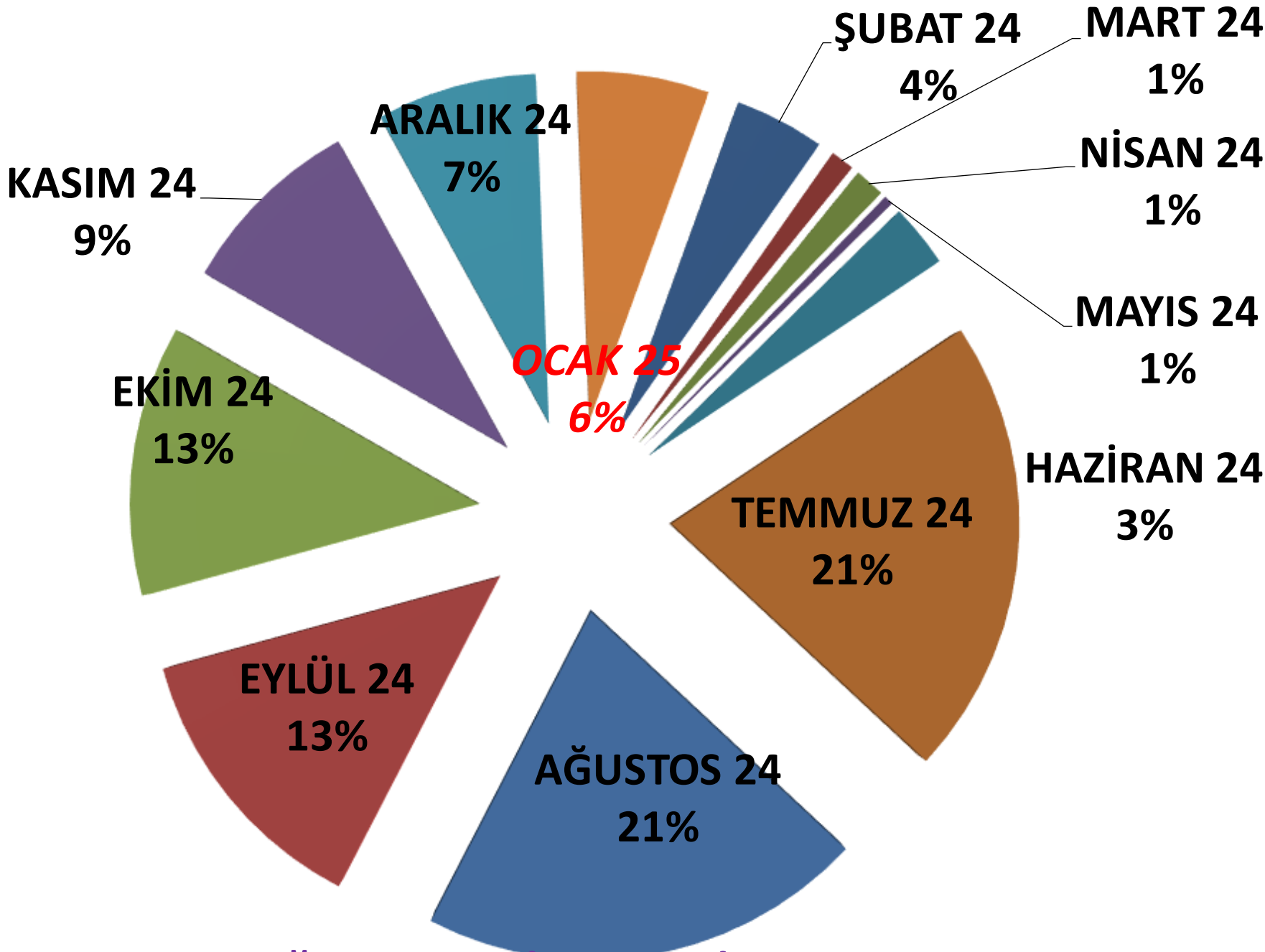
ORTALAMA FİYAT	2023 OCAK	2024 OCAK		2025 OCAK	
MTS	7,09 TL	11%	7,88 TL	32%	10,37 TL
TTS	6,85 TL	25%	8,59 TL	15%	9,90 TL

AYLIK BUĞDAY FİYAT TRENDİ (TL)



AYLIK BUĞDAY İŞLEM MİKTARI (TON)





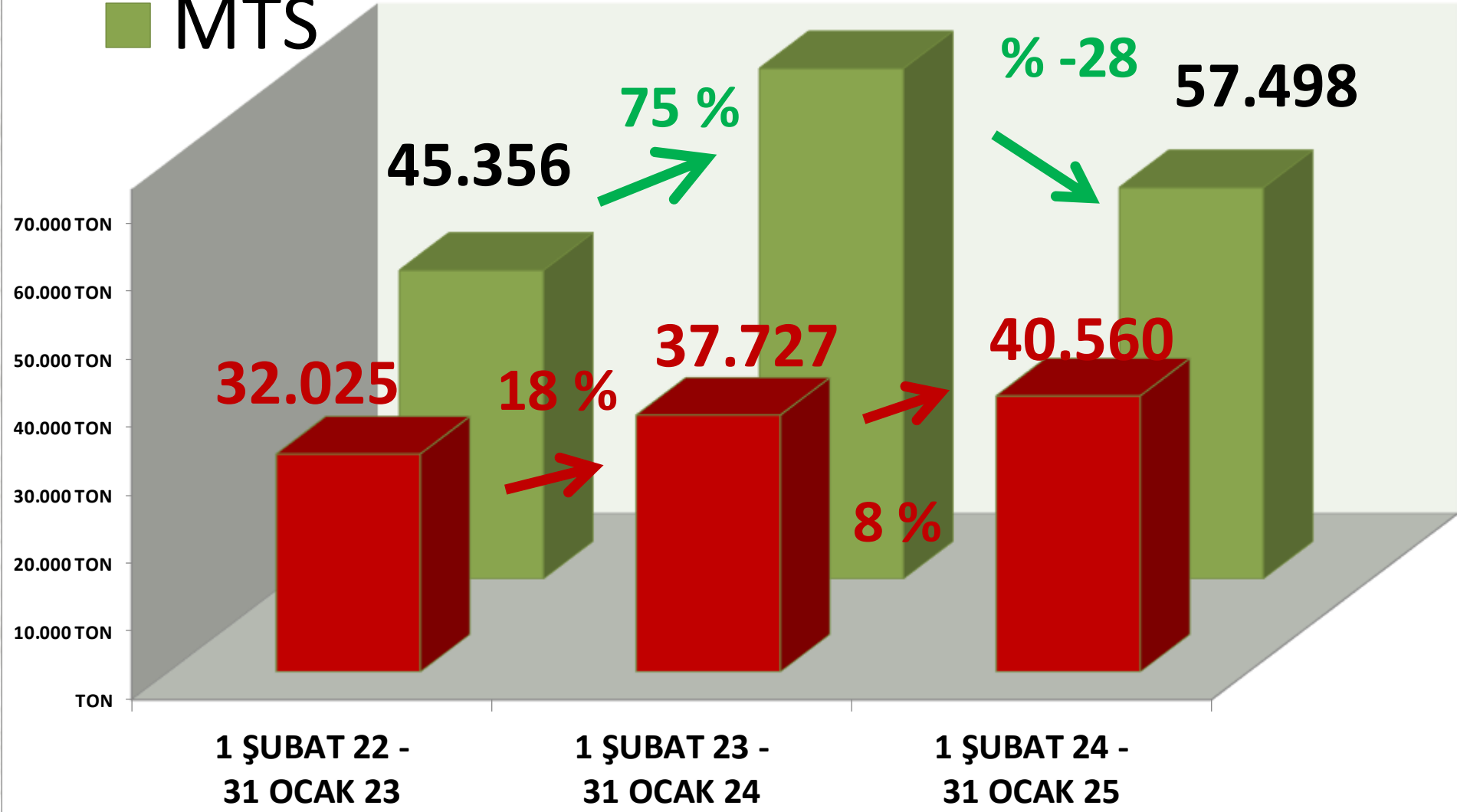
AYLIK BUĞDAY MTS İŞLEM MİKTARI ORANLARI

■ TTS

YILLIK BUĞDAY İŞLEM MİKTARI (TON)

79.373

■ MTS



1 ŞUBAT 22 -
31 OCAK 23

1 ŞUBAT 23 -
31 OCAK 24

1 ŞUBAT 24 -
31 OCAK 25

32.025

18 %

37.727

8 %

40.560

% -28

45.356

75 %

57.498

70.000 TON

60.000 TON

50.000 TON

40.000 TON

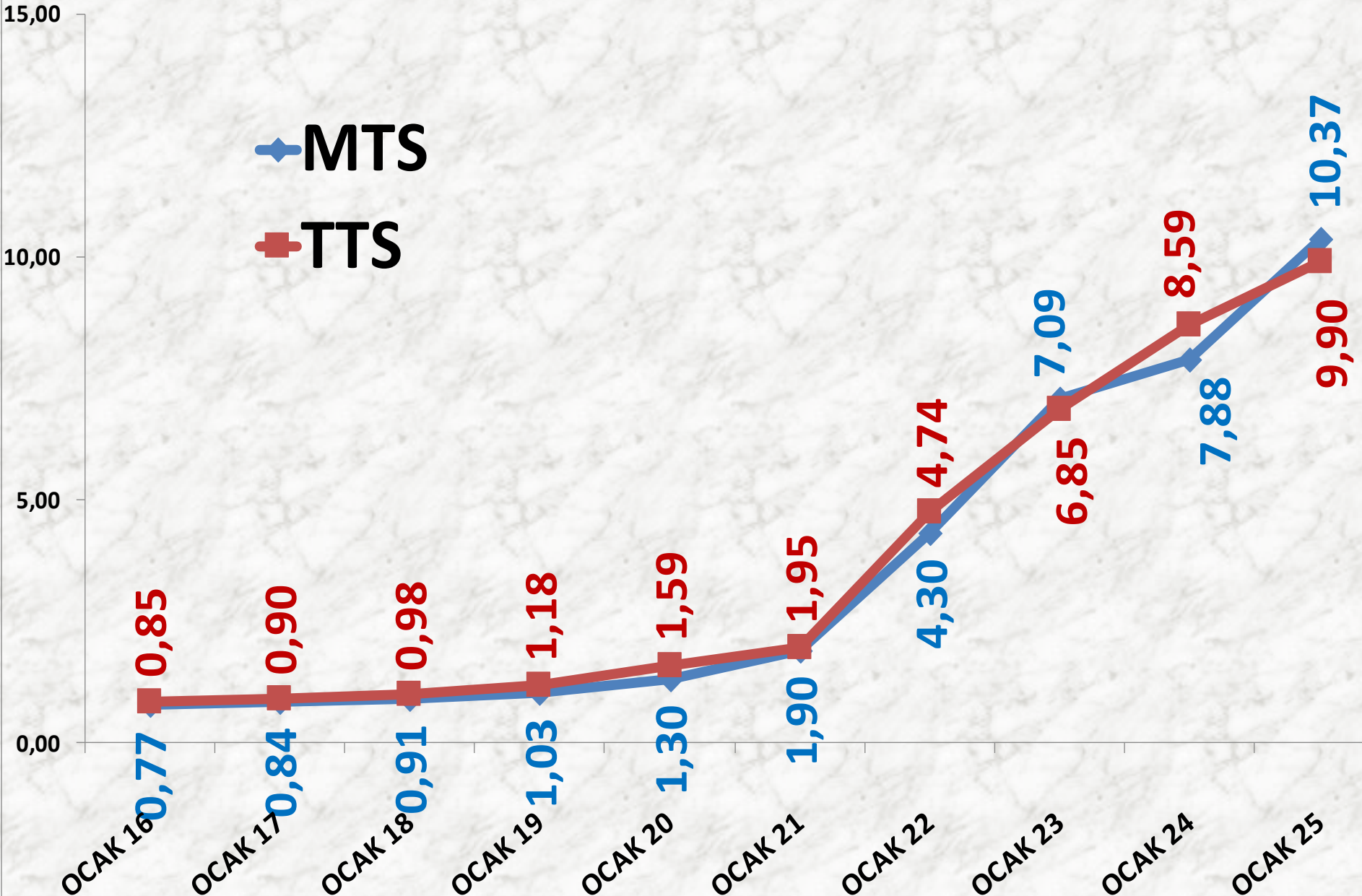
30.000 TON

20.000 TON

10.000 TON

TON

OCAK AYLARI BUĞDAY FİYAT TRENDİ (TL)



MISIR DANE

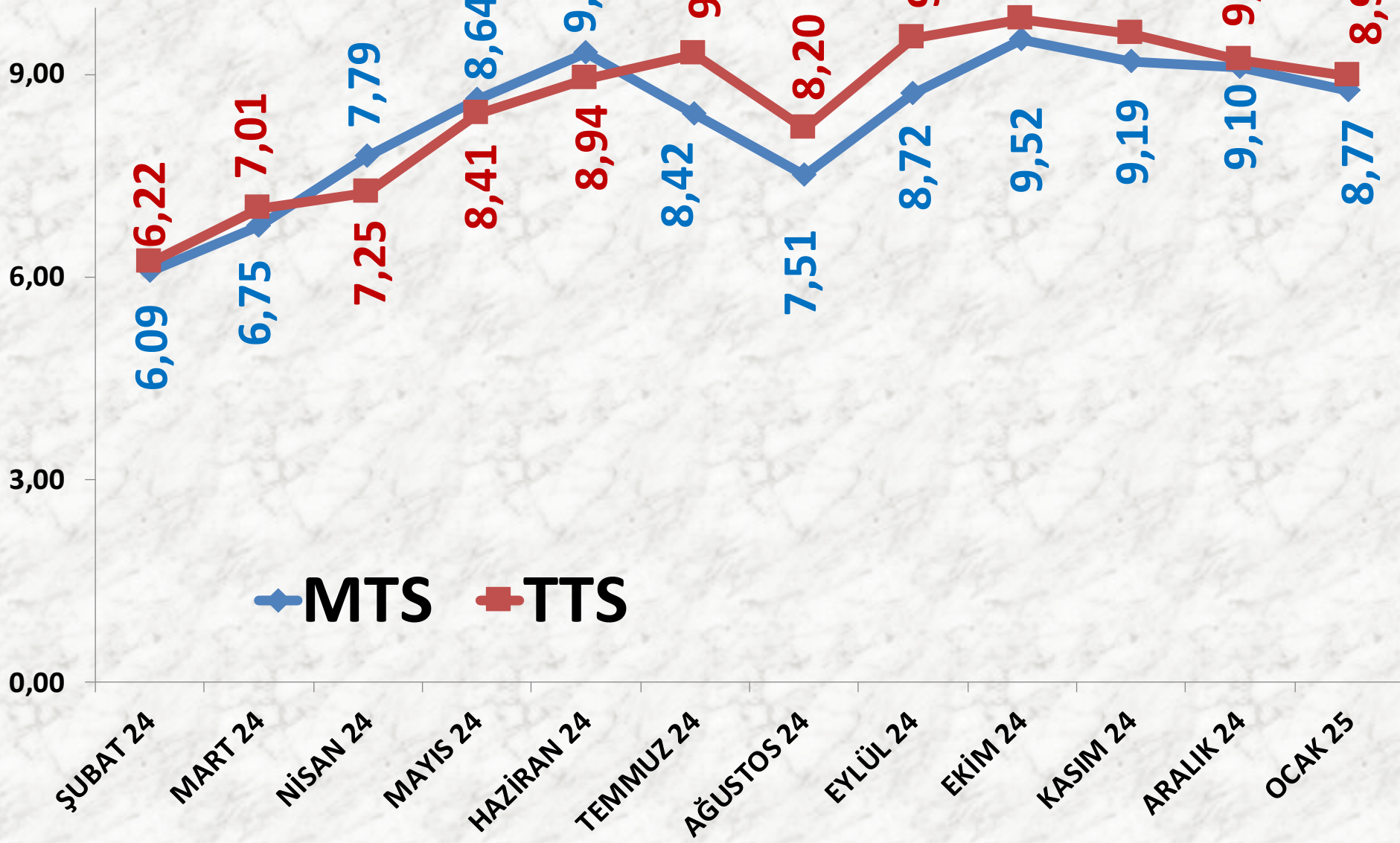
İŞLEM MİKTARI TON	2023 OCAK	2024 OCAK		2025 OCAK	
MTS	14.769 TON	38%	20.445 TON	-82%	3.623 TON
TTS	13.429 TON	26%	16.913 TON	-89%	1.807 TON

EN AZ FİYAT	2023 OCAK	2024 OCAK		2025 OCAK	
MTS	4,20 TL	14%	4,80 TL	54%	7,41 TL
TTS	4,60 TL	0%	4,61 TL	52%	7,00 TL

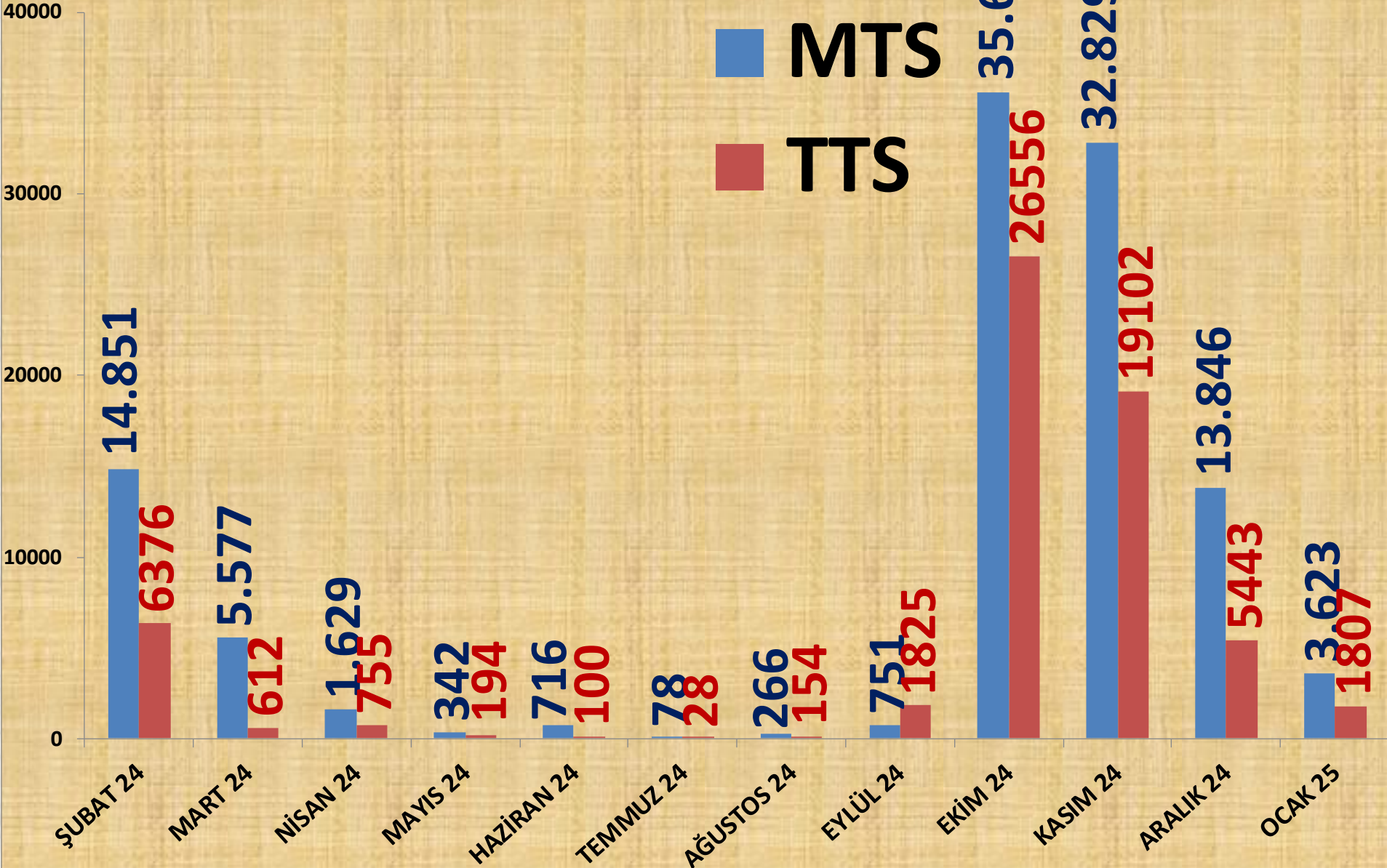
EN ÇOK FİYAT	2023 OCAK	2024 OCAK		2025 OCAK	
MTS	6,10 TL	28%	7,82 TL	21%	9,43 TL
TTS	6,00 TL	43%	8,55 TL	23%	10,50 TL

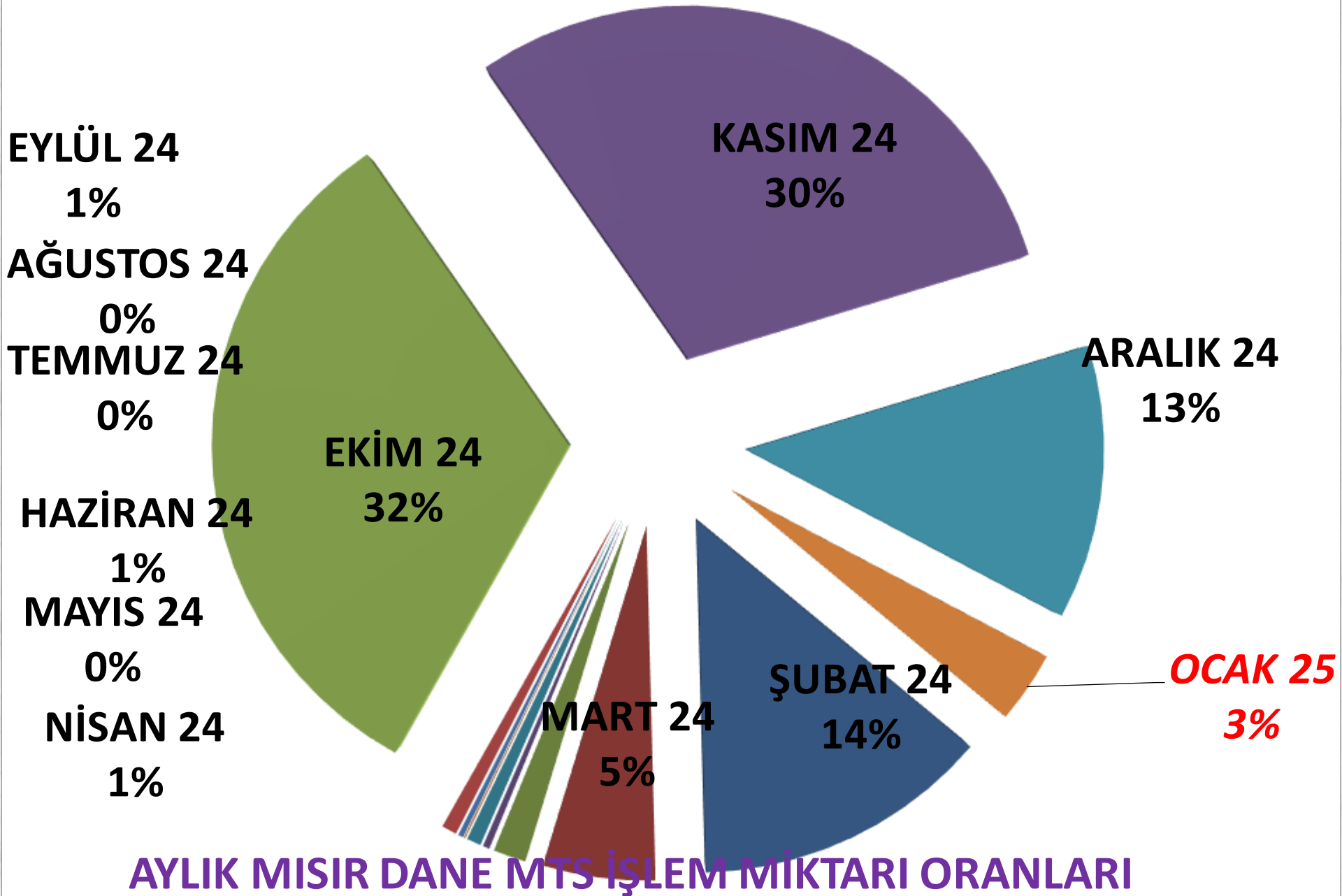
ORTALAMA FİYAT	2023 OCAK	2024 OCAK		2025 OCAK	
MTS	5,29 TL	9%	5,75 TL	53%	8,77 TL
TTS	5,54 TL	7%	5,95 TL	51%	8,98 TL

AYLIK MISIR DANE FİYAT TRENDİ (TL)



AYLIK MISIR DANE İŞLEM MİKTARI (TON)





AYLIK MISIR DANE MTS İŞLEM MİKTARI ORANLARI

MISIR ÇEREZLİK

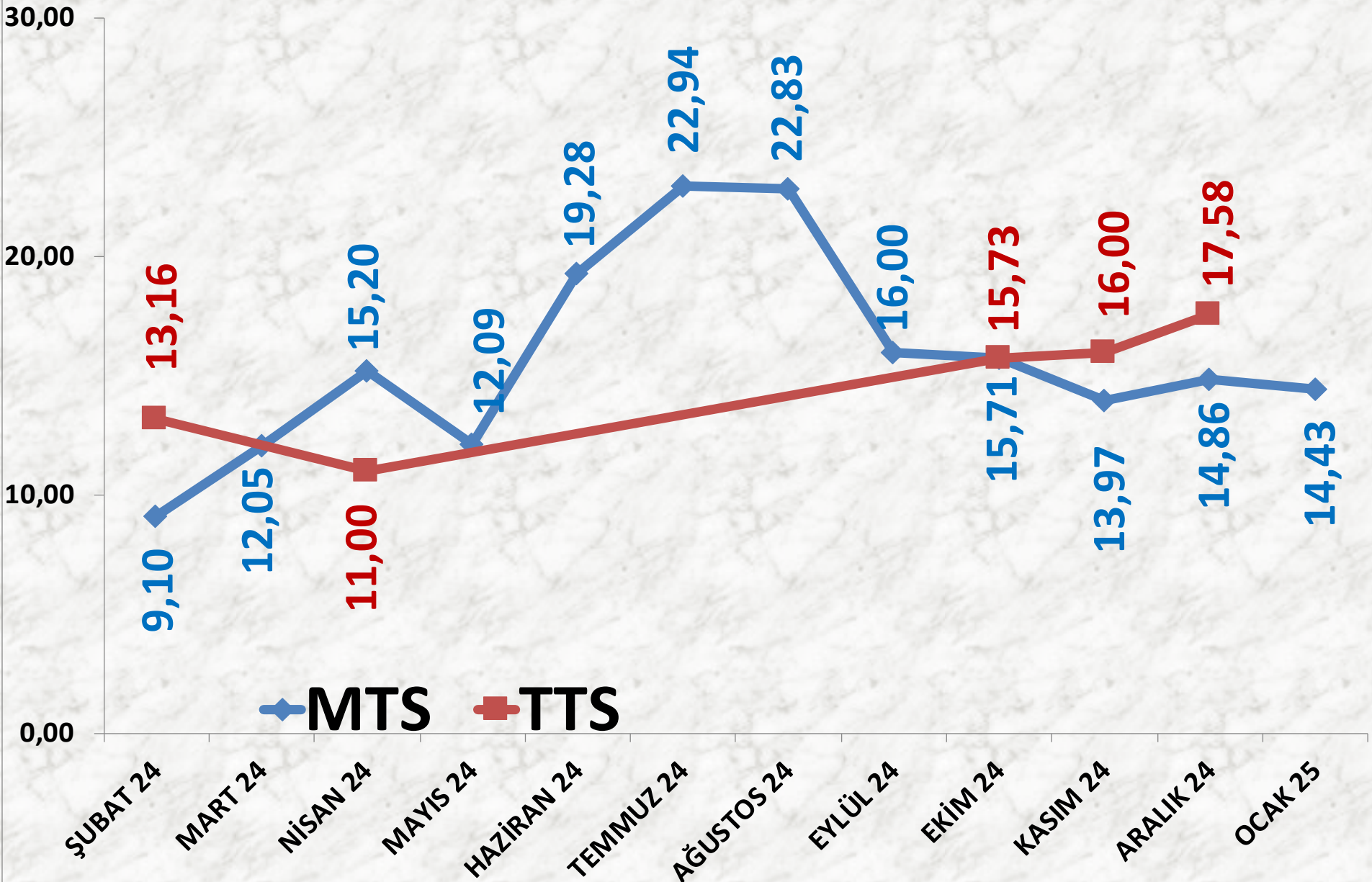
İŞLEM MİKTARI TON	2023 OCAK	2024 OCAK		2025 OCAK	
MTS	152 TON	2297%	3.647 TON	-93%	263 TON
TTS	152 TON	1846%	2.961 TON	-	TON

EN AZ FİYAT	2022 EYLÜL	2023 EYLÜL		2024 EYLÜL	
MTS	-	-	15,00 TL	7%	16,00 TL
TTS	-	-	-	-	-

EN ÇOK FİYAT	2023 OCAK	2024 OCAK		2025 OCAK	
MTS	6,60 TL	127%	15,00 TL	0%	15,00 TL
TTS	11,00 TL	9%	11,96 TL	-	-

ORTALAMA FİYAT	2023 OCAK	2024 OCAK		2025 OCAK	
MTS	6,60 TL	19%	7,88 TL	83%	14,43 TL
TTS	9,15 TL	10%	10,04 TL	-	-

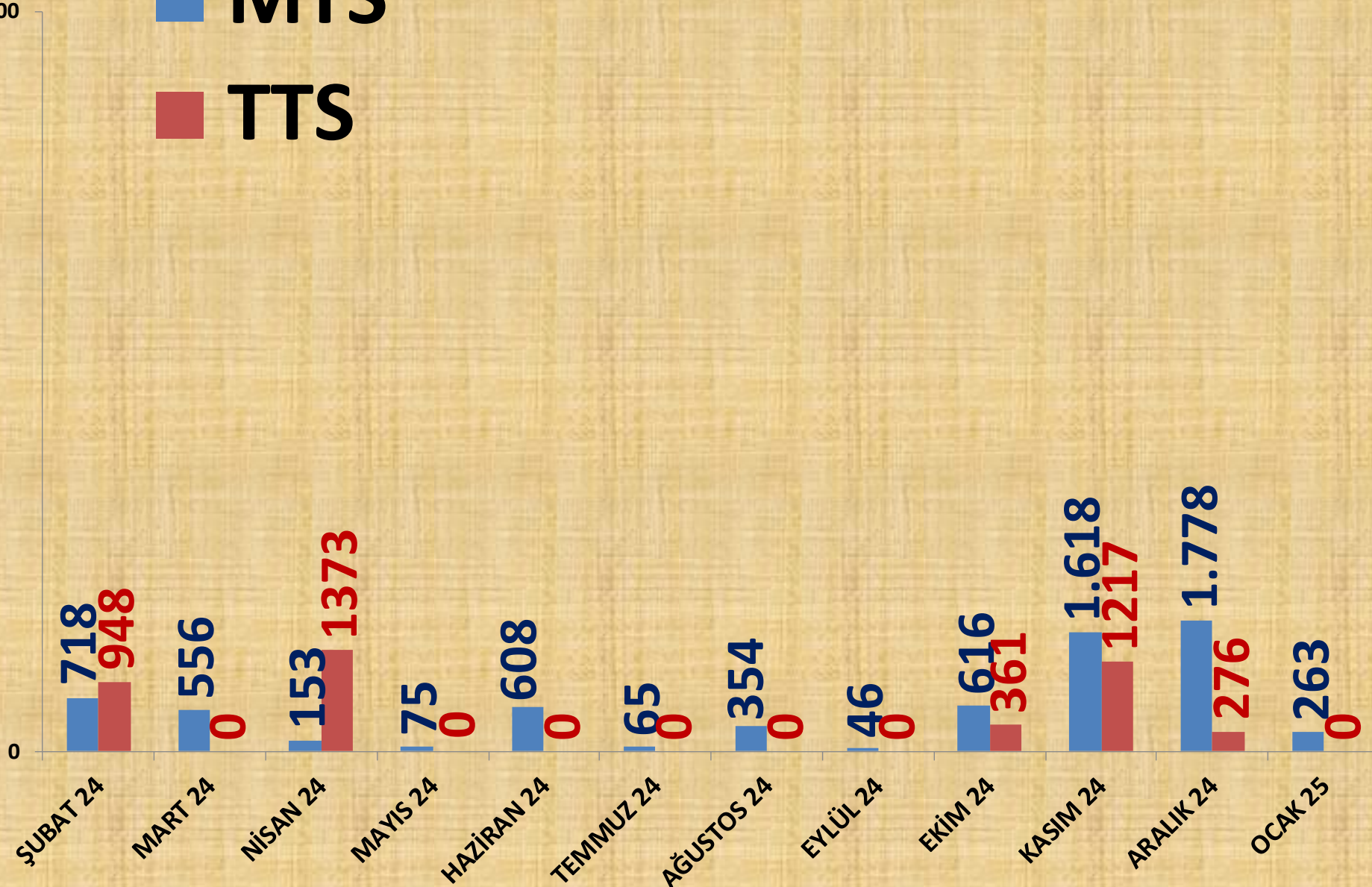
AYLIK MISIR ÇEREZLİK FİYAT TRENDİ (TL)

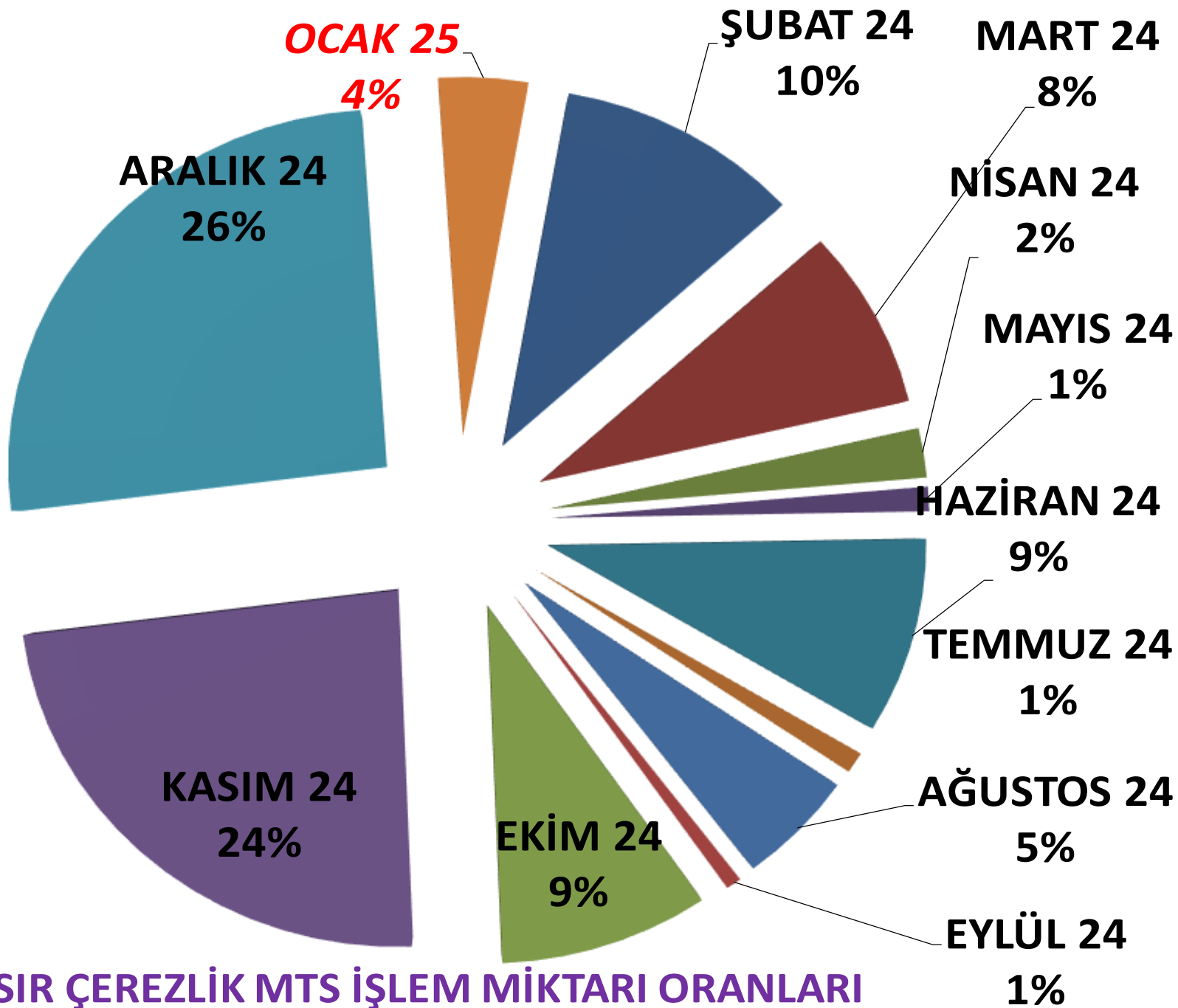


AYLIK MISIR ÇEREZLİK İŞLEM MİKTARI (TON)

■ MTS

■ TTS

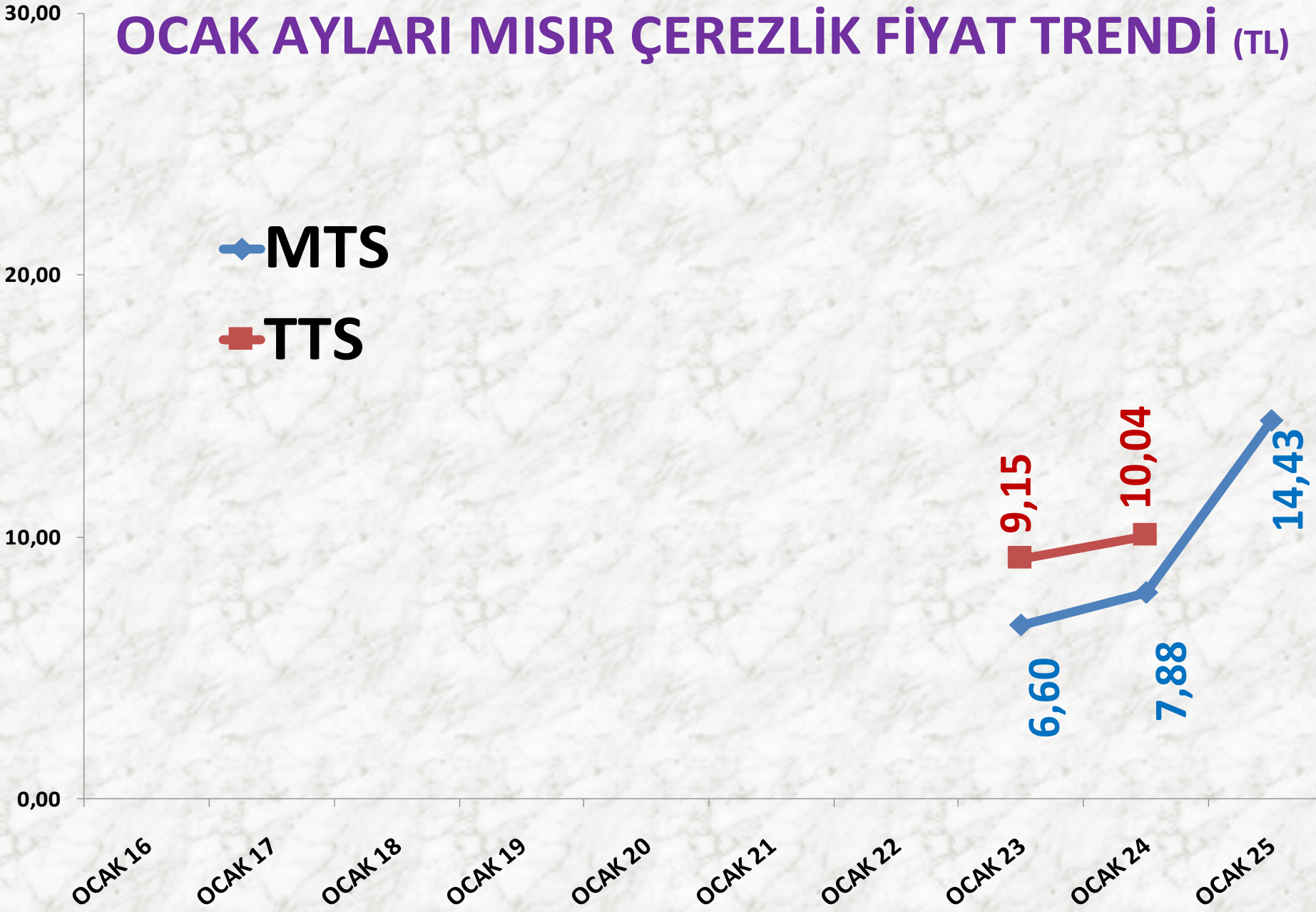




AYLIK MISIR ÇEREZLİK MTS İŞLEM MİKTARI ORANLARI

OCAK AYLARI MISIR ÇEREZLİK FİYAT TRENDİ (TL)

◆ MTS
■ TTS



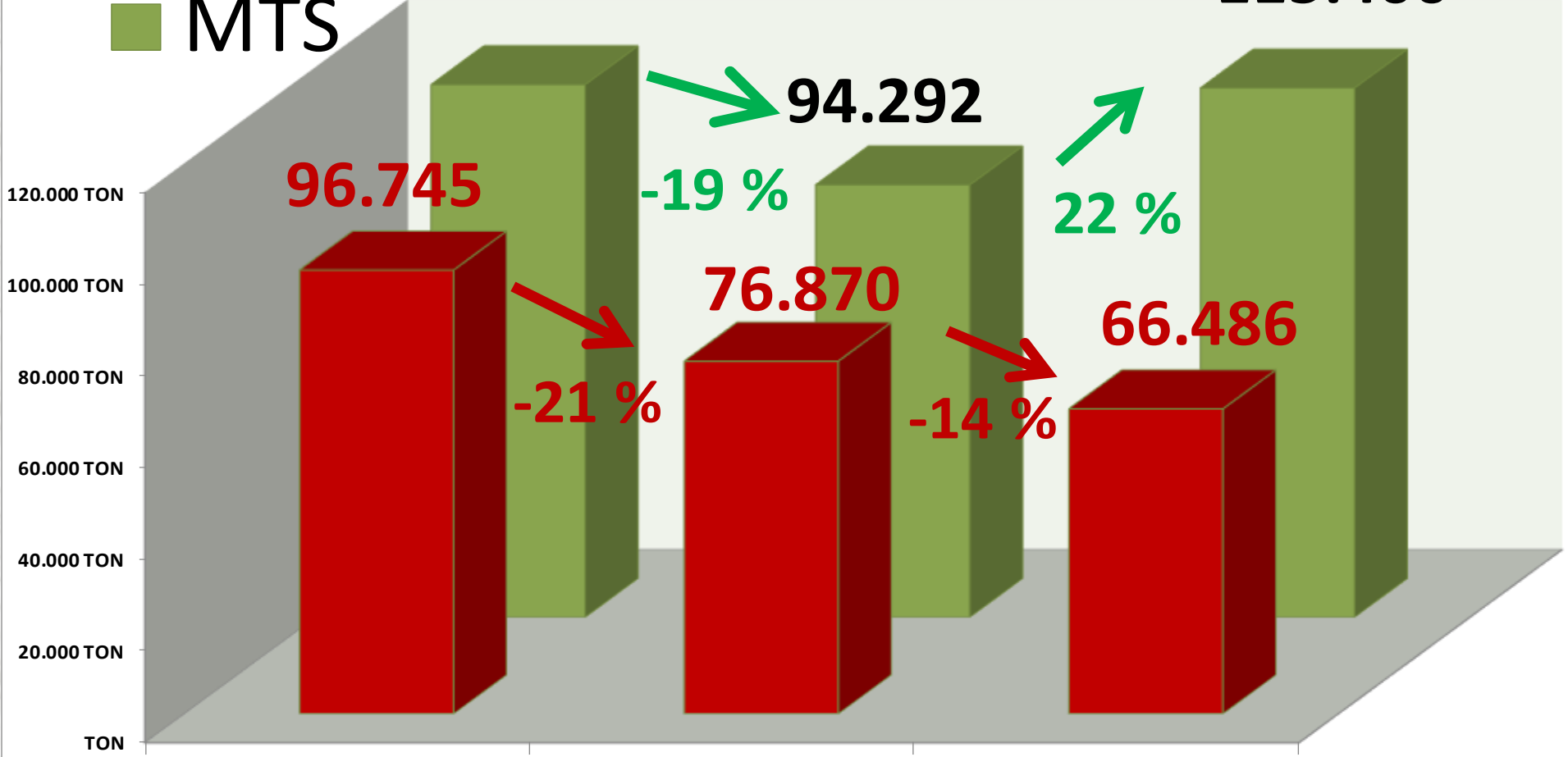
■ TTS

YILLIK MISIR DANE İŞLEM MİKTARI (TON)

■ MTS

116.136

115.400



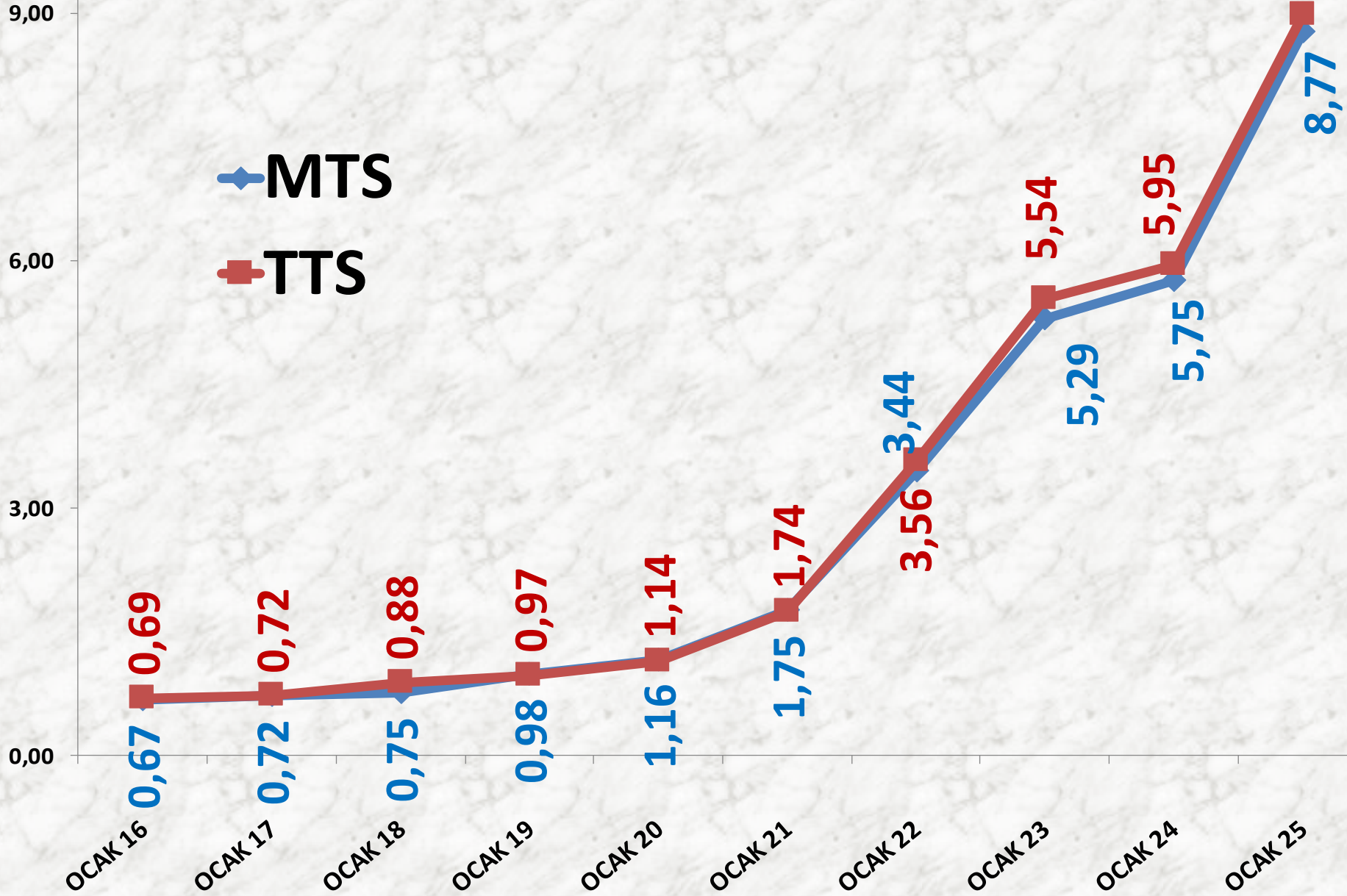
1 ŞUBAT 22 -
31 OCAK 23

1 ŞUBAT 23 -
31 OCAK 24

1 ŞUBAT 24 -
31 OCAK 25

120.000 TON
100.000 TON
80.000 TON
60.000 TON
40.000 TON
20.000 TON
TON

OCAK AYLARI MISIR DANE FİYAT TRENDİ (TL)



NOHUT

İŞLEM MİKTARI TON	2023 OCAK	2024 OCAK		2025 OCAK	
MTS	713 TON	-3%	691 TON	10%	762 TON
TTS	0	-	72 TON	-97%	2 TON

EN AZ FİYAT	2023 OCAK	2024 OCAK		2025 OCAK	
MTS	10,00 TL	50%	15,00 TL	135%	35,20 TL
TTS	-	-	35,00 TL	66%	58,00 TL

EN ÇOK FİYAT	2023 OCAK	2024 OCAK		2025 OCAK	
MTS	37,00 TL	52%	56,25 TL	42%	80,00 TL
TTS	-	-	47,50 TL	22%	58,00 TL

ORTALAMA FİYAT	2023 OCAK	2024 OCAK		2025 OCAK	
MTS	30,29 TL	50%	45,54 TL	20%	54,52 TL
TTS	-	-	39,27 TL	22%	47,86 TL

NOHUT DOĞAL

İŞLEM MİKTARI TON	2023 OCAK	2024 OCAK		2025 OCAK	
MTS	387 TON	-88%	47 TON	343%	210 TON
TTS	0	-	0	-	0

EN AZ FİYAT	2023 OCAK	2024 OCAK		2025 OCAK	
MTS	26,10 TL	-8%	24,11 TL	46%	35,20 TL
TTS	-	-	-	-	-

EN ÇOK FİYAT	2023 OCAK	2024 OCAK		2025 OCAK	
MTS	30,00 TL	-7%	28,00 TL	79%	50,00 TL
TTS	-	-	-	-	-

ORTALAMA FİYAT	2023 OCAK	2024 OCAK		2025 OCAK	
MTS	26,49 TL	-3%	25,63 TL	58%	40,55 TL
TTS	-	-	-	-	-

NOHUT - ELENMİŞ

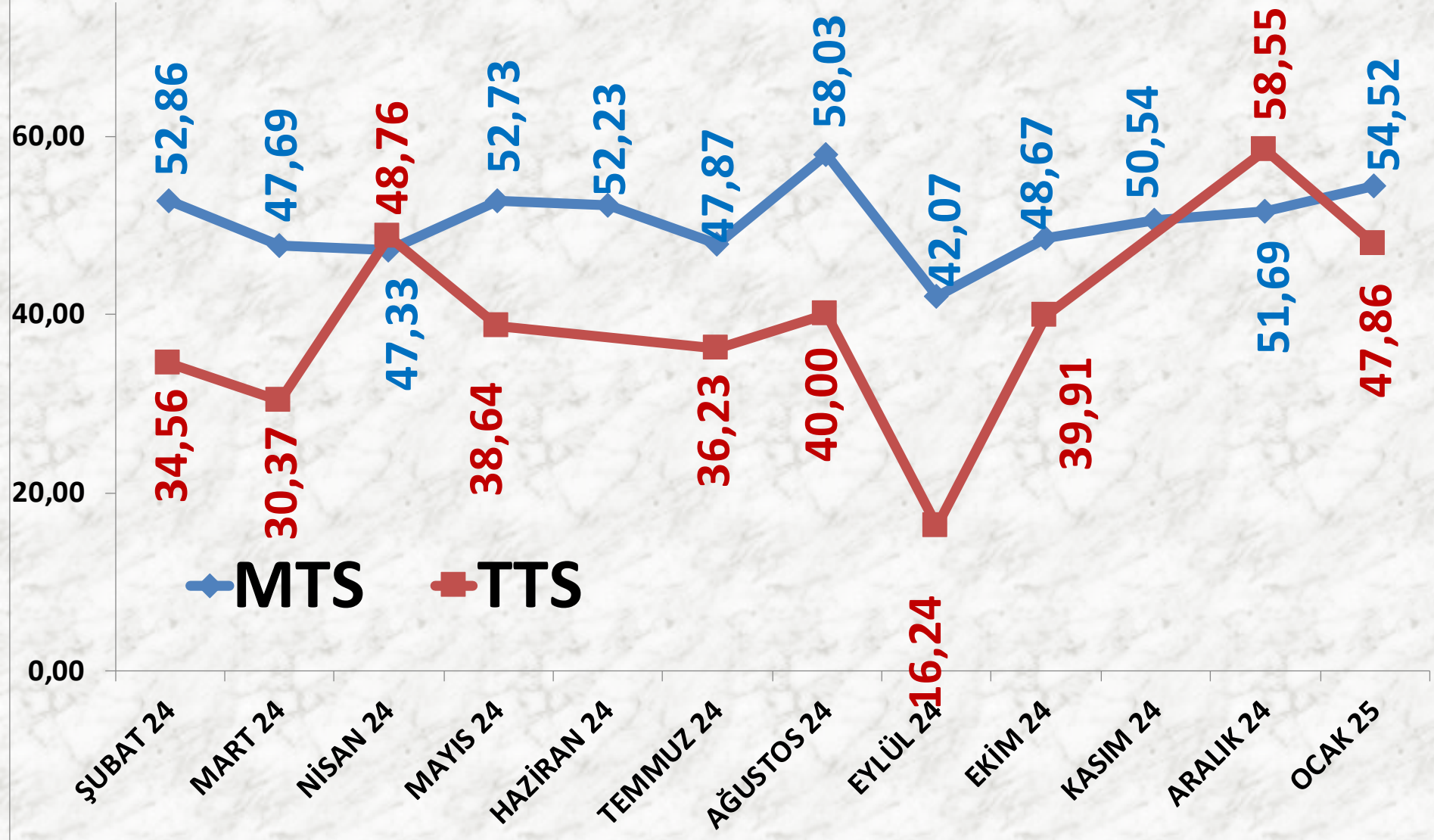
İŞLEM MİKTARI TON	2023 OCAK	2024 OCAK		2025 OCAK	
MTS	321 TON	95%	625 TON	-12%	552 TON
TTS	0	-	63 TON	-98%	1 TON

EN AZ FİYAT	2023 OCAK	2024 OCAK		2025 OCAK	
MTS	30,50 TL	18%	36,00 TL	39%	50,10 TL
TTS	-	-	35,00 TL	66%	58,00 TL

EN ÇOK FİYAT	2023 OCAK	2024 OCAK		2025 OCAK	
MTS	37,00 TL	52%	56,25 TL	42%	80,00 TL
TTS	-	-	47,50 TL	22%	58,00 TL

ORTALAMA FİYAT	2023 OCAK	2024 OCAK		2025 OCAK	
MTS	35,18 TL	36%	47,92 TL	25%	59,83 TL
TTS	-	-	43,20 TL	34%	58,00 TL

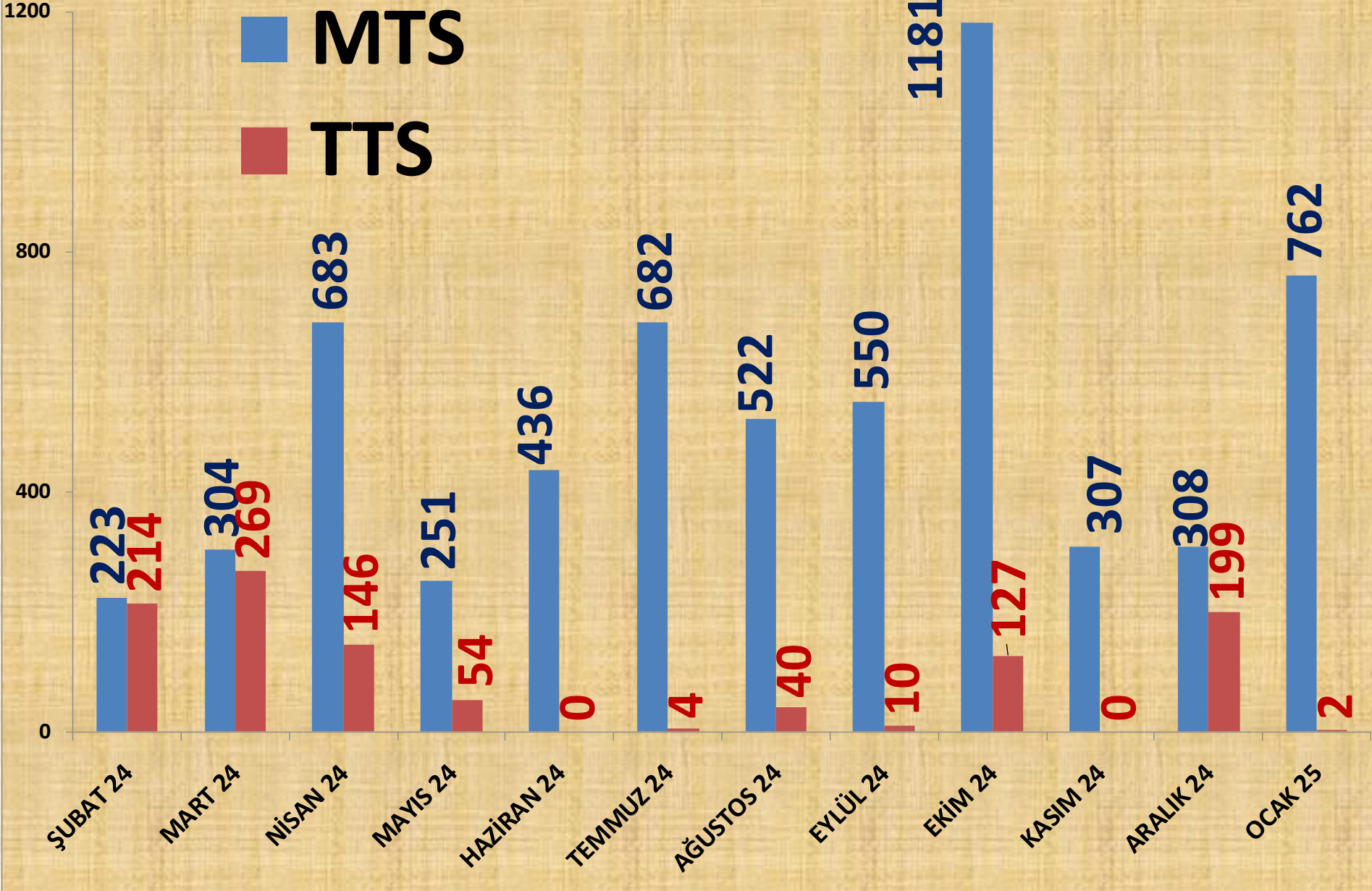
AYLIK NOHUT FİYAT TRENDİ (TL)

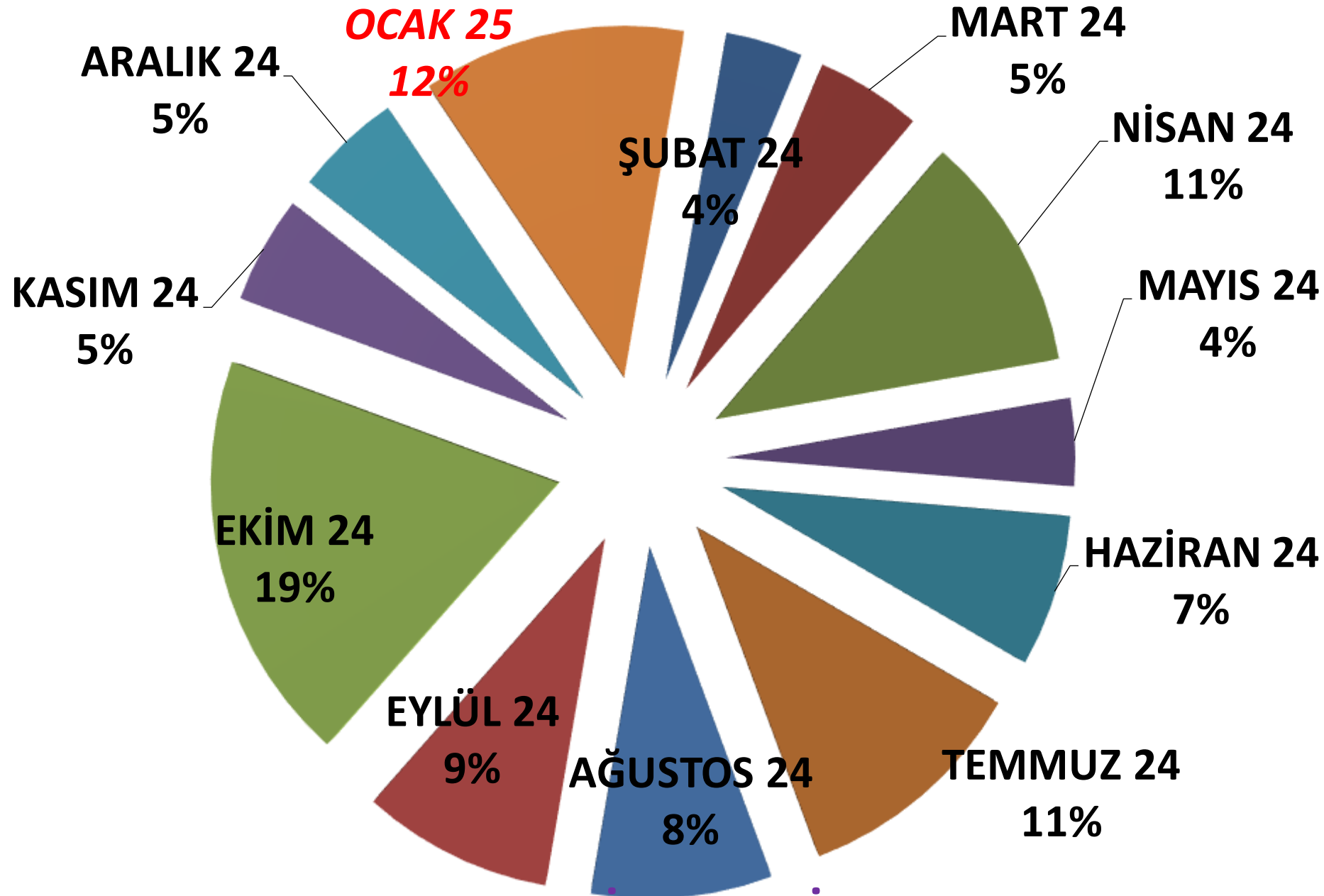


AYLIK NOHUT İŞLEM MİKTARI (TON)

■ MTS

■ TTS



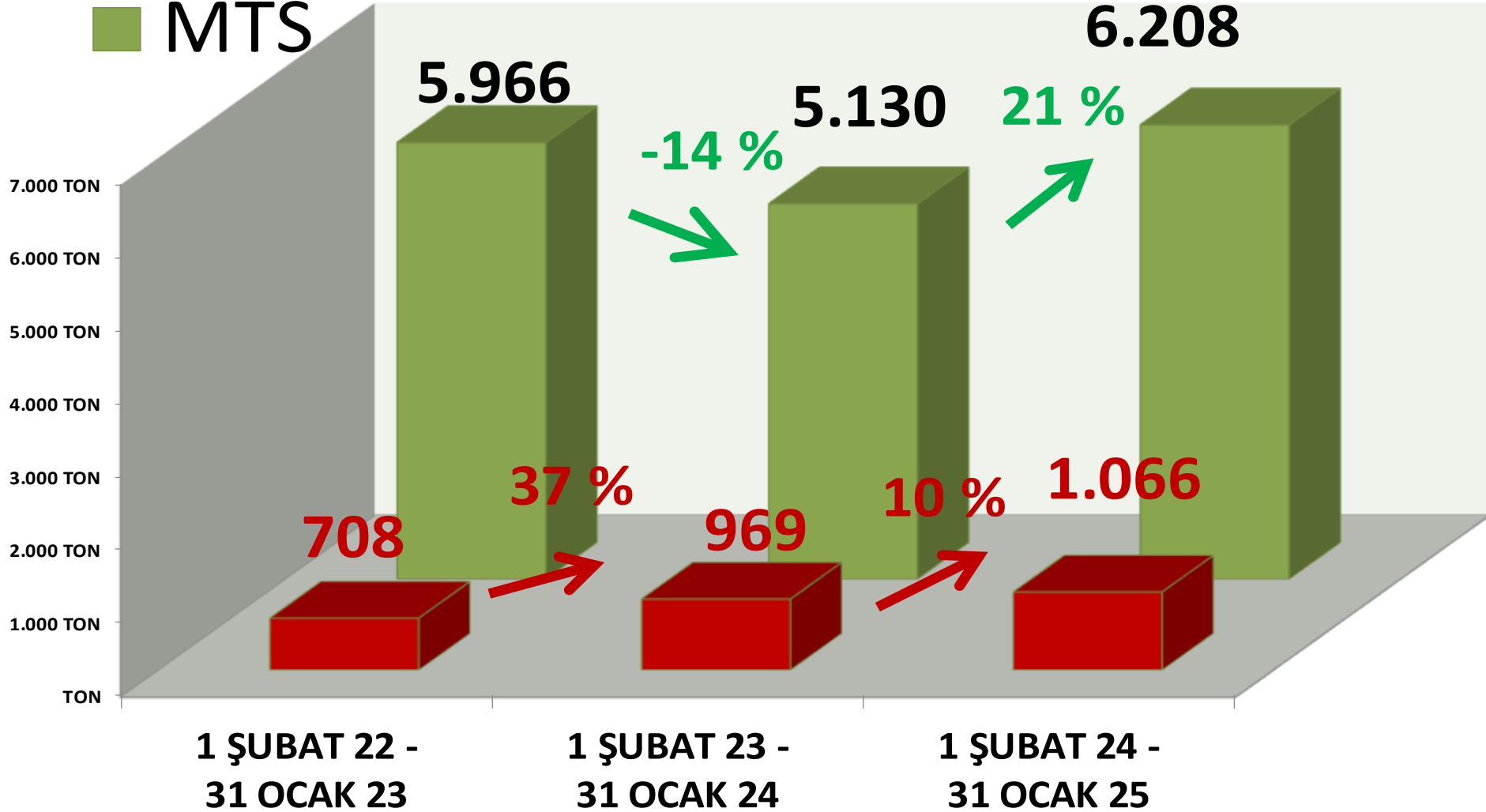


AYLIK NOHUT MTS İŞLEM MİKTARI ORANLARI

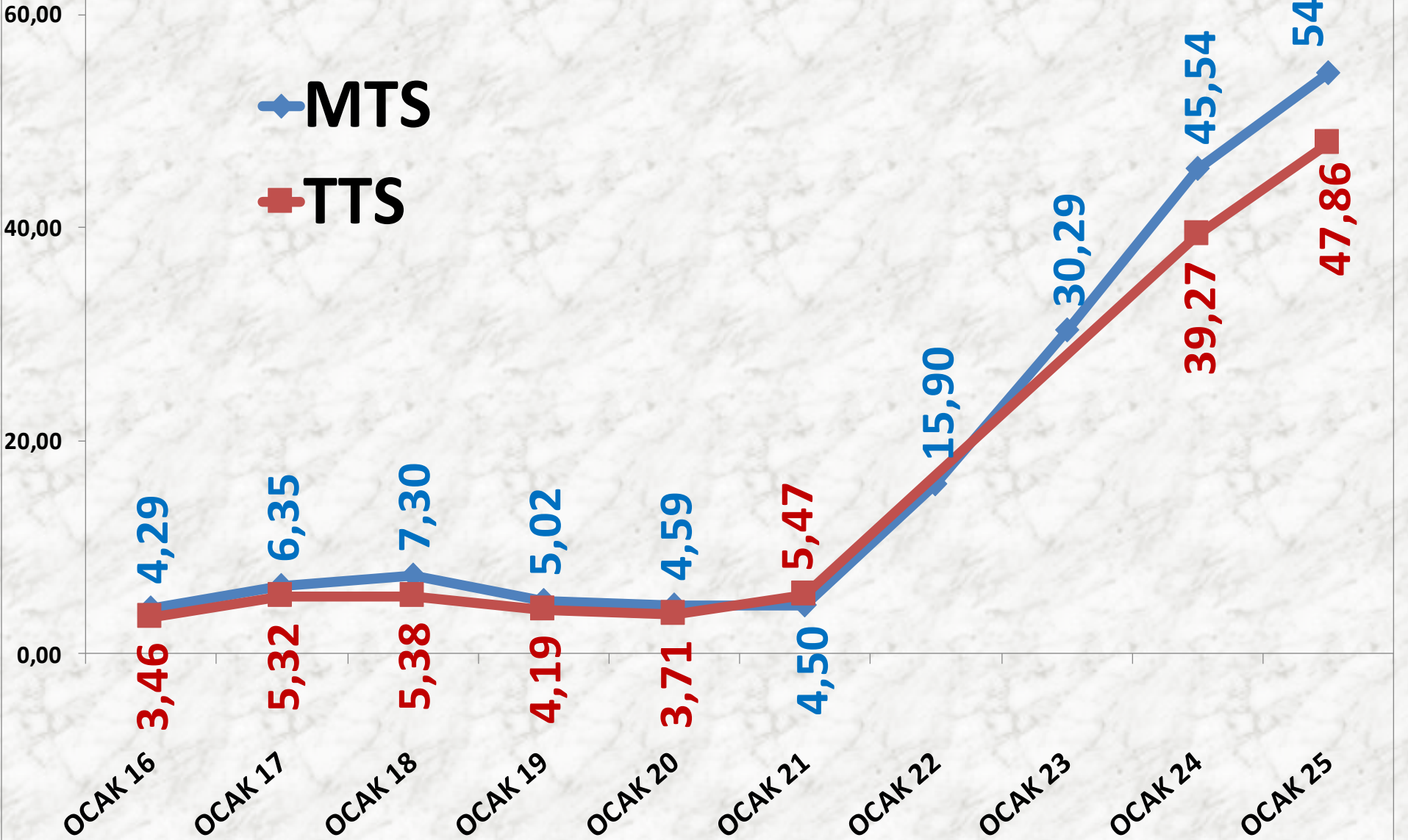
■ TTS

YILLIK NOHUT İŞLEM MİKTARI (TON)

■ MTS



OCAK AYLARI NOHUT FİYAT TRENDİ (TL)



BEYAZ LEBLEBİ

LEBLEBİ BEYAZ 8,50 mm

İŞLEM MİKTARI TON	2023 OCAK	2024 OCAK		2025 OCAK	
TTS	0	-	0	-	3 TON

LEBLEBİ BEYAZ 9 mm

İŞLEM MİKTARI TON	2023 OCAK	2024 OCAK		2025 OCAK	
TTS	30 TON	-97%	1 TON	2131%	22 TON

BEYAZ LEBLEBİ

LEBLEBİ BEYAZ 9 + 9,50 mm

İŞLEM MİKTARI TON	2023 OCAK	2024 OCAK		2025 OCAK	
TTS	TON	-	43 TON	-	TON

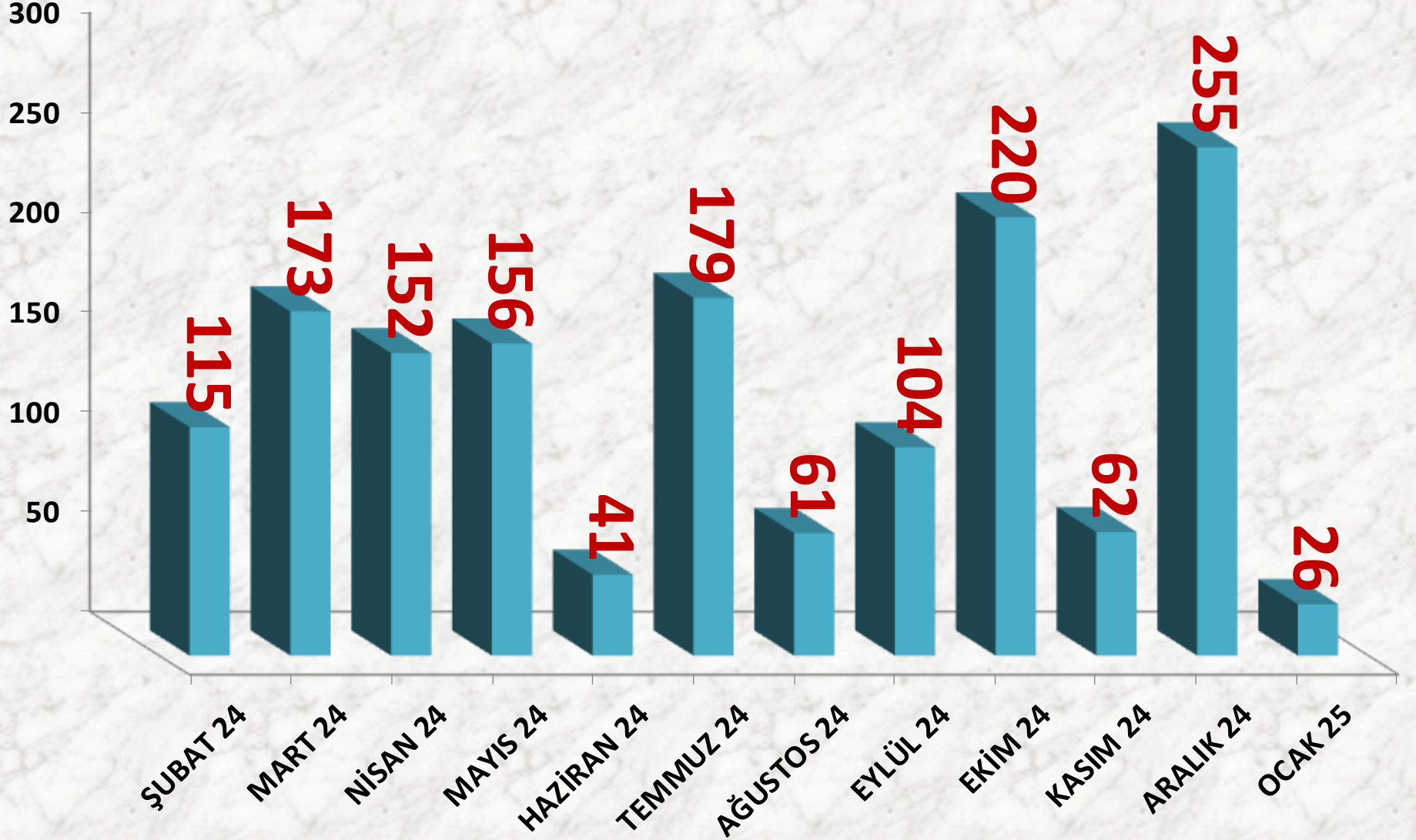
LEBLEBİ ELENTİ (Beyaz)

İŞLEM MİKTARI TON	2023 OCAK	2024 OCAK		2025 OCAK	
TTS	3 TON	-	0	-	0

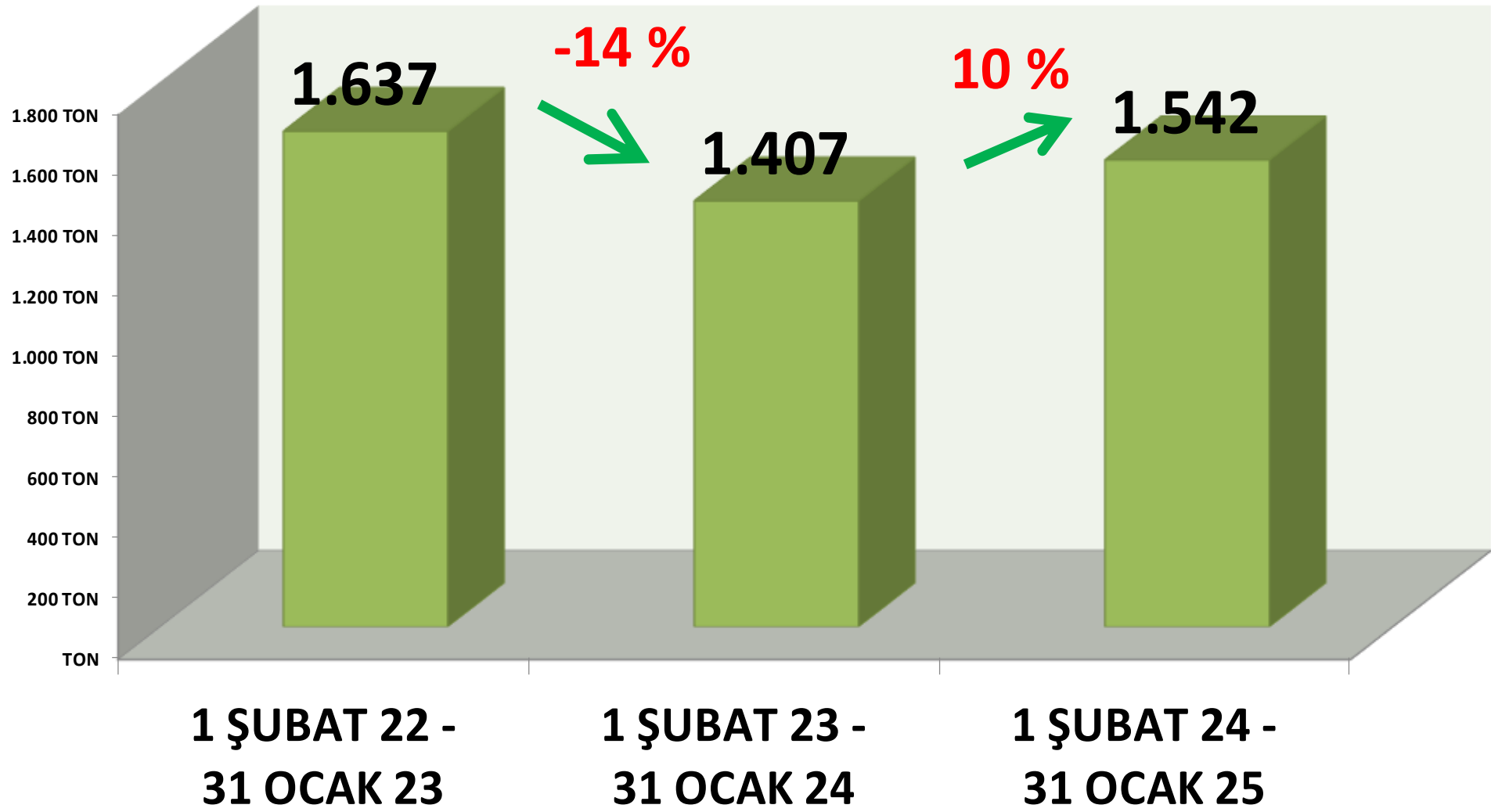
LEBLEBİ BEYAZ TOPLAM

İŞLEM MİKTARI TON	2023 OCAK	2024 OCAK		2025 OCAK	
TTS	<u>33 TON</u>	33%	<u>44 TON</u>	-41%	<u>26 TON</u>

Leblebi Beyaz İşlem Miktarı (Ton)



YILLIK TOPLAM BEYAZ LEBLEBİ İŞLEM MİKTARI (TON)



LEBLEBİ BEYAZ 8,50 mm FİYATLARI

FİYAT	2023 OCAK	2024 OCAK		2025 OCAK	
EN AZ	-	-	-	-	60,00 TL
EN ÇOK	-	-	-	-	66,00 TL
ORTALAMA	-	-	-	-	65,12 TL

LEBLEBİ BEYAZ 9 mm FİYATLARI

FİYAT	2023 OCAK	2024 OCAK		2025 OCAK	
EN AZ	49,50 TL	92%	95,00 TL	16%	110,00 TL
EN ÇOK	57,00 TL	67%	95,00 TL	37%	130,00 TL
ORTALAMA	52,13 TL	82%	95,00 TL	18%	112,09 TL

LEBLEBİ BEYAZ 9 + 9,50 mm FİYATLARI

FİYAT	2023 OCAK	2024 OCAK		2025 OCAK	
EN AZ	-	-	68,00 TL	-	-
EN ÇOK	-	-	70,00 TL	-	-
ORTALAMA	-	-	69,00 TL	-	-

LEBLEBİ ELENTİ (Beyaz) Fiyatları

ORTALAMA FİYAT	2023 OCAK	2024 OCAK		2025 OCAK	
	8,00 TL	-	-	-	-

SARI LEBLEBİ

LEBLEBİ SARI 9 mm

İŞLEM MİKT. TON	2023 OCAK	2024 OCAK	2025 OCAK	
TTS	14 TON	99%	27 TON	
			-62%	10 TON

LEBLEBİ SARI 9,50 mm

İŞLEM MİKT. TON	2023 OCAK	2024 OCAK	2025 OCAK	
TTS	3 TON	1550%	48 TON	
			-49%	24 TON

LEBLEBİ SARI 9,75 mm

İŞLEM MİKT. TON	2023 OCAK	2024 OCAK	2025 OCAK	
TTS	15 TON	250%	52 TON	
			-76%	13 TON

LEBLEBİ SARI 10 mm

İŞLEM MİKT. TON	2023 OCAK	2024 OCAK		2025 OCAK	
TTS	141 TON	-43%	81 TON	6%	86 TON

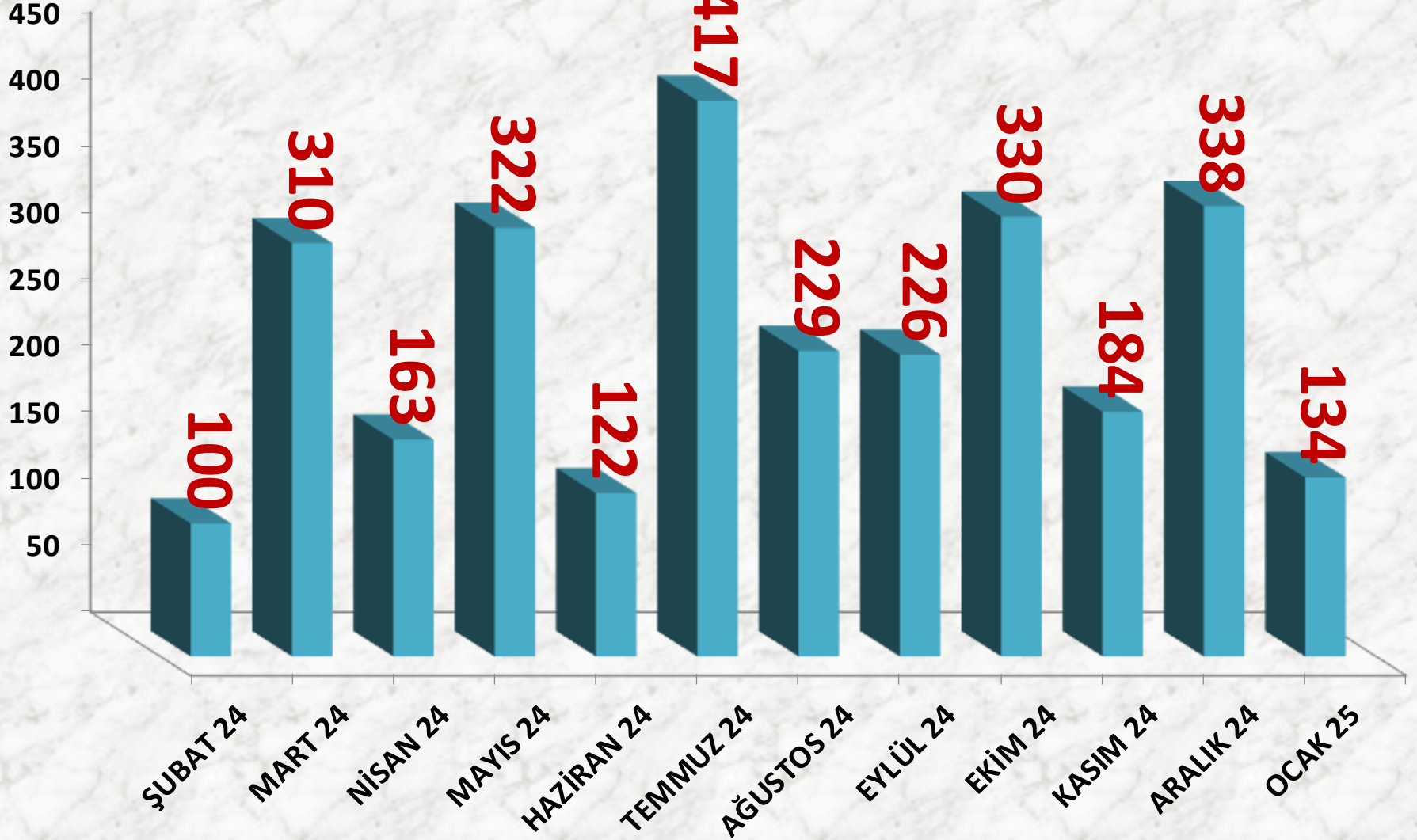
LEBLEBİ KALBURALTI (SARI)

İŞLEM MİKT. TON	2023 OCAK	2024 OCAK		2025 OCAK	
TTS	1 TON	3063%	19 TON	-92%	2 TON

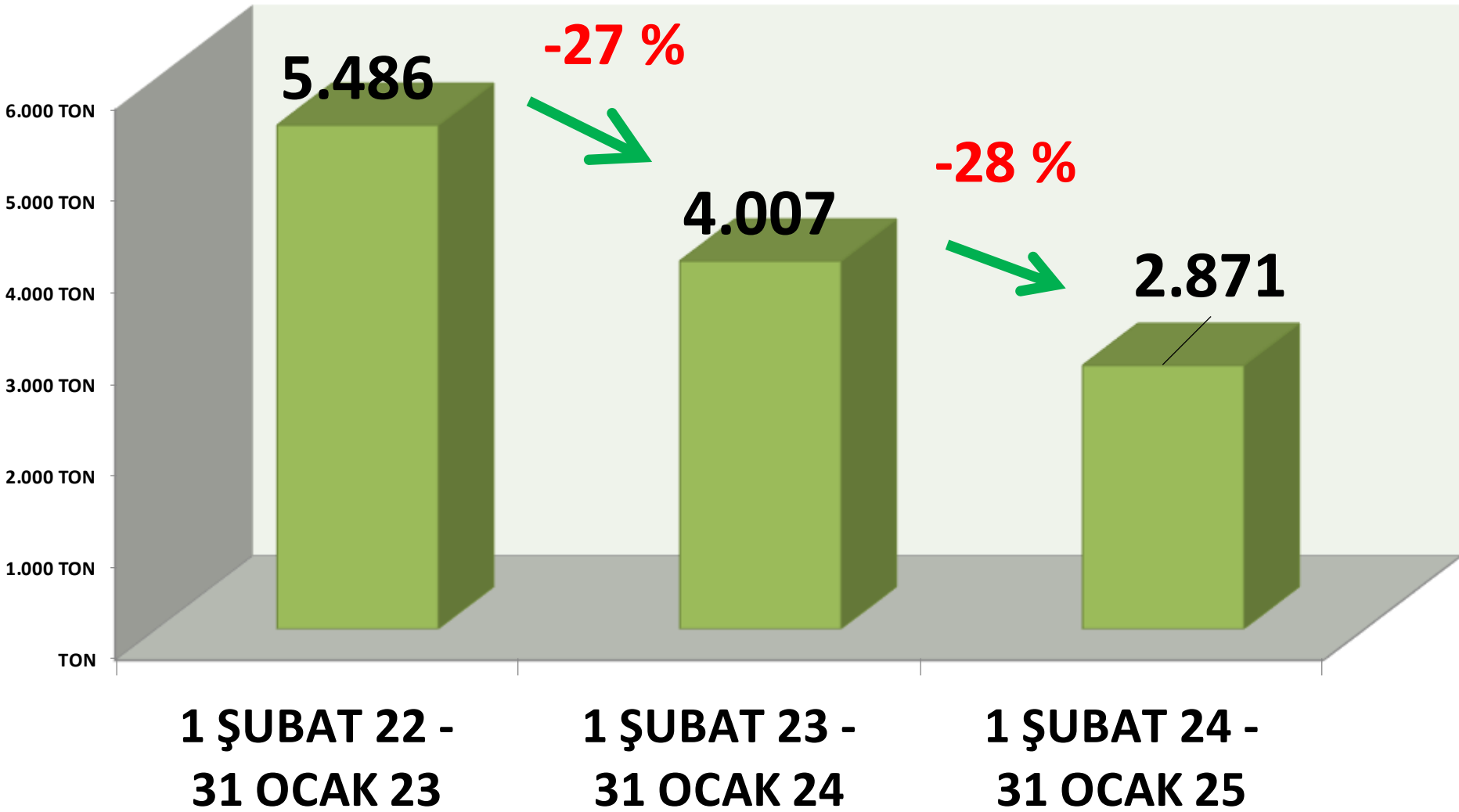
LEBLEBİ SARI TOPLAM

İŞLEM MİKT. TON	2023 OCAK	2024 OCAK		2025 OCAK	
TTS	<u>174 TON</u>	31%	<u>228 TON</u>	-41%	<u>134 TON</u>

Leblebi Sarı İşlem Miktarı (Ton)



YILLIK TOPLAM SARI LEBLEBİ İŞLEM MİKTARI (TON)



LEBLEBİ SARI 9 mm FİYATLARI

	2023 OCAK	2024 OCAK		2025 OCAK	
EN AZ	20,65 TL	108%	43,00 TL	22%	52,50 TL
EN ÇOK	30,00 TL	67%	50,00 TL	40%	70,00 TL
ORTALAMA	27,38 TL	69%	46,39 TL	27%	59,06 TL

LEBLEBİ SARI 9,50 mm FİYATLARI

	2023 OCAK	2024 OCAK		2025 OCAK	
EN AZ	31,68 TL	70%	54,00 TL	33%	72,00 TL
EN ÇOK	33,50 TL	79%	60,00 TL	33%	80,00 TL
ORTALAMA	32,99 TL	71%	56,51 TL	38%	77,72 TL

LEBLEBİ SARI 9,75 mm FİYATLARI

	2023 OCAK	2024 OCAK		2025 OCAK	
EN AZ	38,00 TL	61%	61,00 TL	33%	81,00 TL
EN ÇOK	40,00 TL	61%	64,20 TL	36%	87,00 TL
ORTALAMA	38,01 TL	68%	63,99 TL	32%	84,37 TL

LEBLEBİ SARI 10 mm FİYATLARI

	2023 OCAK	2024 OCAK		2025 OCAK	
EN AZ	42,50 TL	58%	67,00 TL	36%	91,00 TL
EN ÇOK	64,00 TL	33%	85,00 TL	33%	113,00 TL
ORTALAMA	51,80 TL	46%	75,52 TL	32%	100,04 TL


LEBLEBİ KALBURALTI (SARI) FİYATLARI

	2023 OCAK	2024 OCAK		2025 OCAK	
ORTALAMA FİYAT	17,00 TL	38%	23,39 TL	86%	43,42 TL

YILLIK YURTIÇI TOPLAM LEBLEBİ İŞLEM MİKTARI

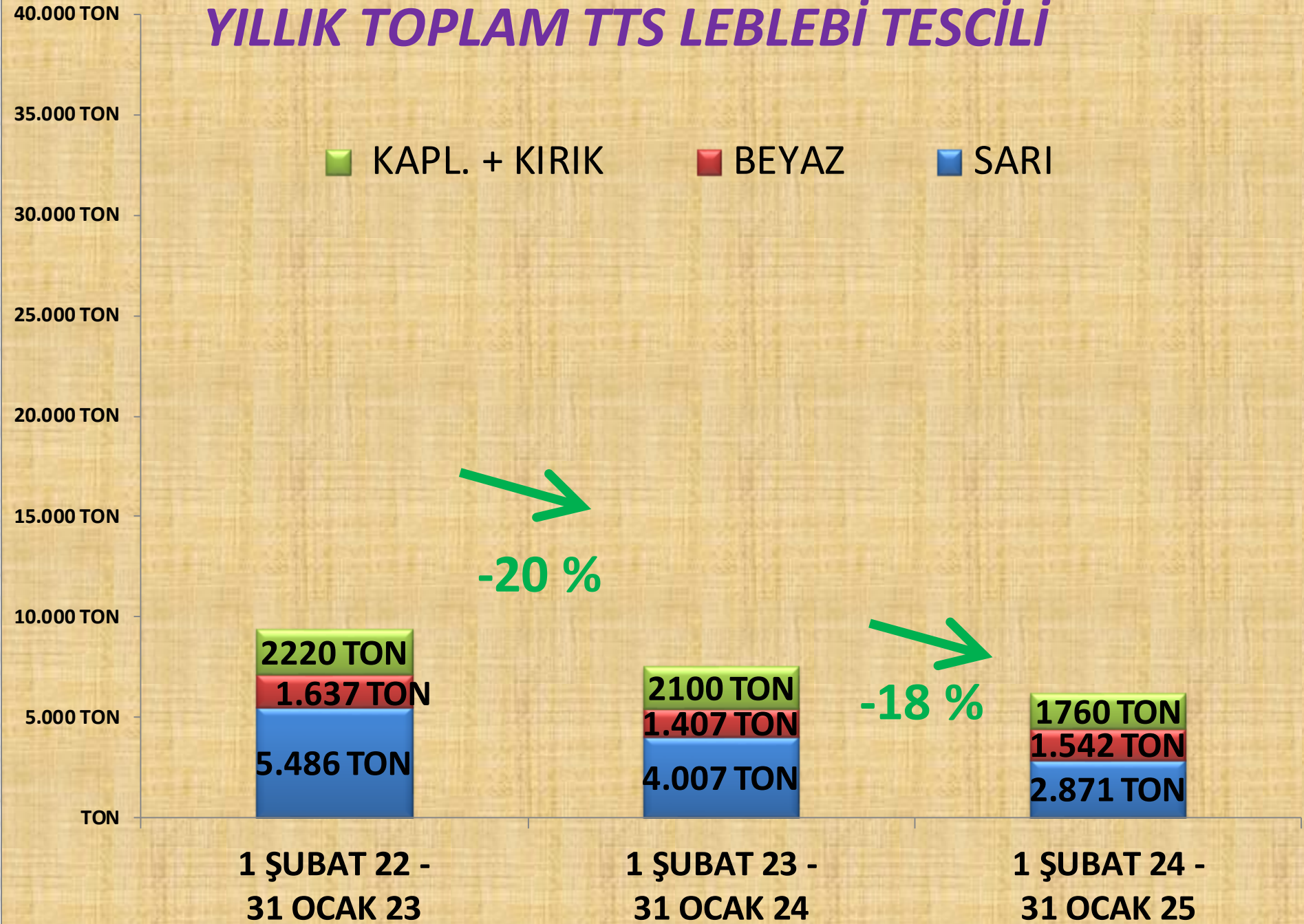
MIKTAR	1 ŞUBAT 22 - 31 OCAK 23	1 ŞUBAT 23 - 31 OCAK 24		1 ŞUBAT 24 - 31 OCAK 25	
SARI	5.486 TON	-27%	4.007 TON	-28%	2.871 TON
BEYAZ	1.637 TON	-14%	1.407 TON	10%	1.542 TON
KAPL.+KIRIK	2.220 TON	-5%	2.100 TON	-16%	1.760 TON
LEBLEBİ TOPLAM	9.343 TON	-20%	7.514 TON	-18%	6.173 TON

YILLIK TOPLAM TTS LEBLEBİ TESCİLİ

 KAPL. + KIRIK

 BEYAZ

 SARI



LEBLEBİ İHRACAT MİKTARLARI

2023 OCAK

SARI LEBLEBİ	11.008 kg.
BEYAZ LEBLEBİ	240 kg.
KAPLAMALI LEBLEBİ	1.260 kg.
KIRIK LEBLEBİ	-
LEBLEBİ UNU	-
LEBLEBİ KALBURALTI	-
TOPLAM	12.508 kg.

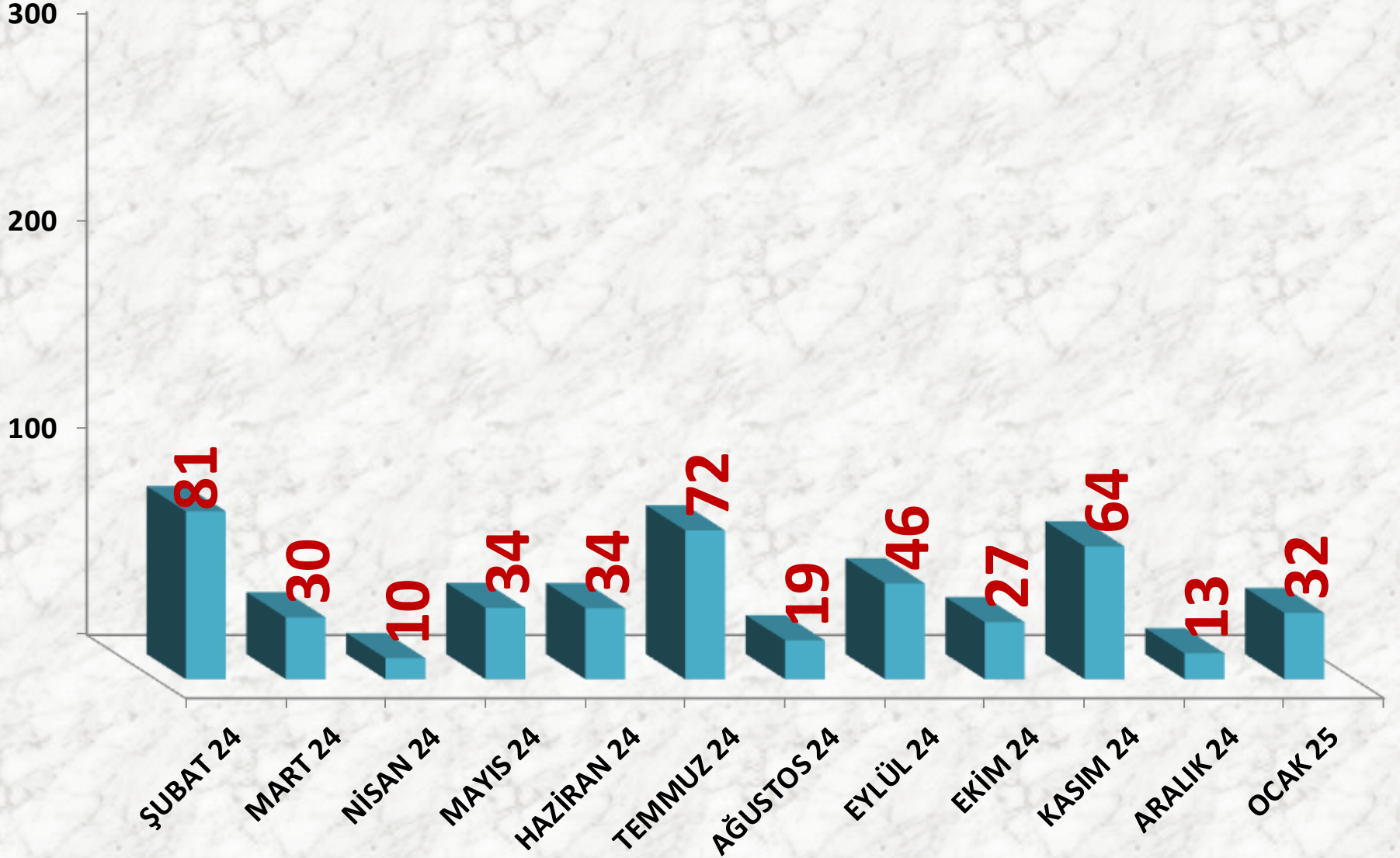
2024 OCAK

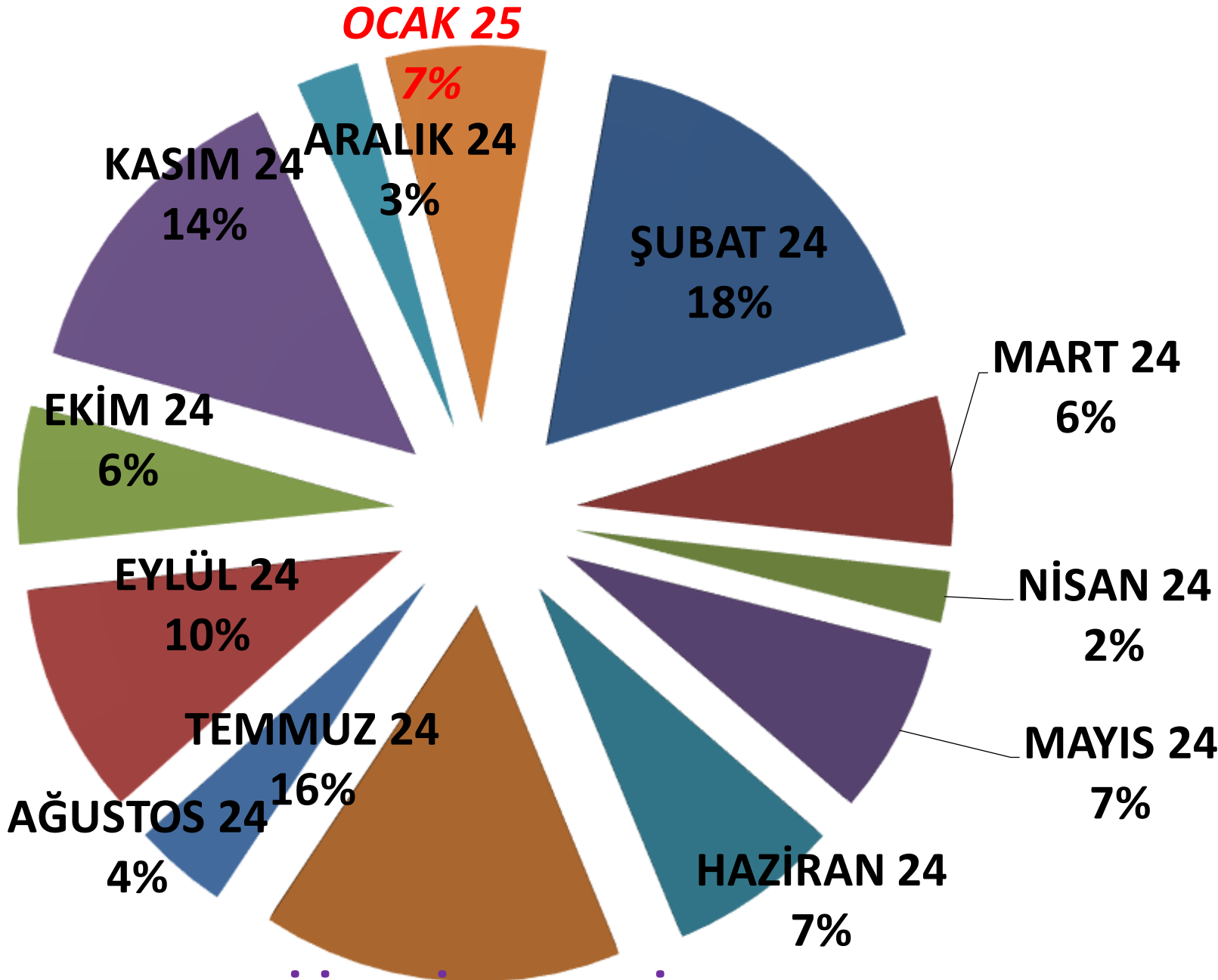
SARI LEBLEBİ	28.140 kg.
BEYAZ LEBLEBİ	2.000 kg.
KAPLAMALI LEBLEBİ	4.502 kg.
KIRIK LEBLEBİ	-
LEBLEBİ UNU	-
LEBLEBİ KALBURALTI	-
TOPLAM	34.642 kg.

2025 OCAK

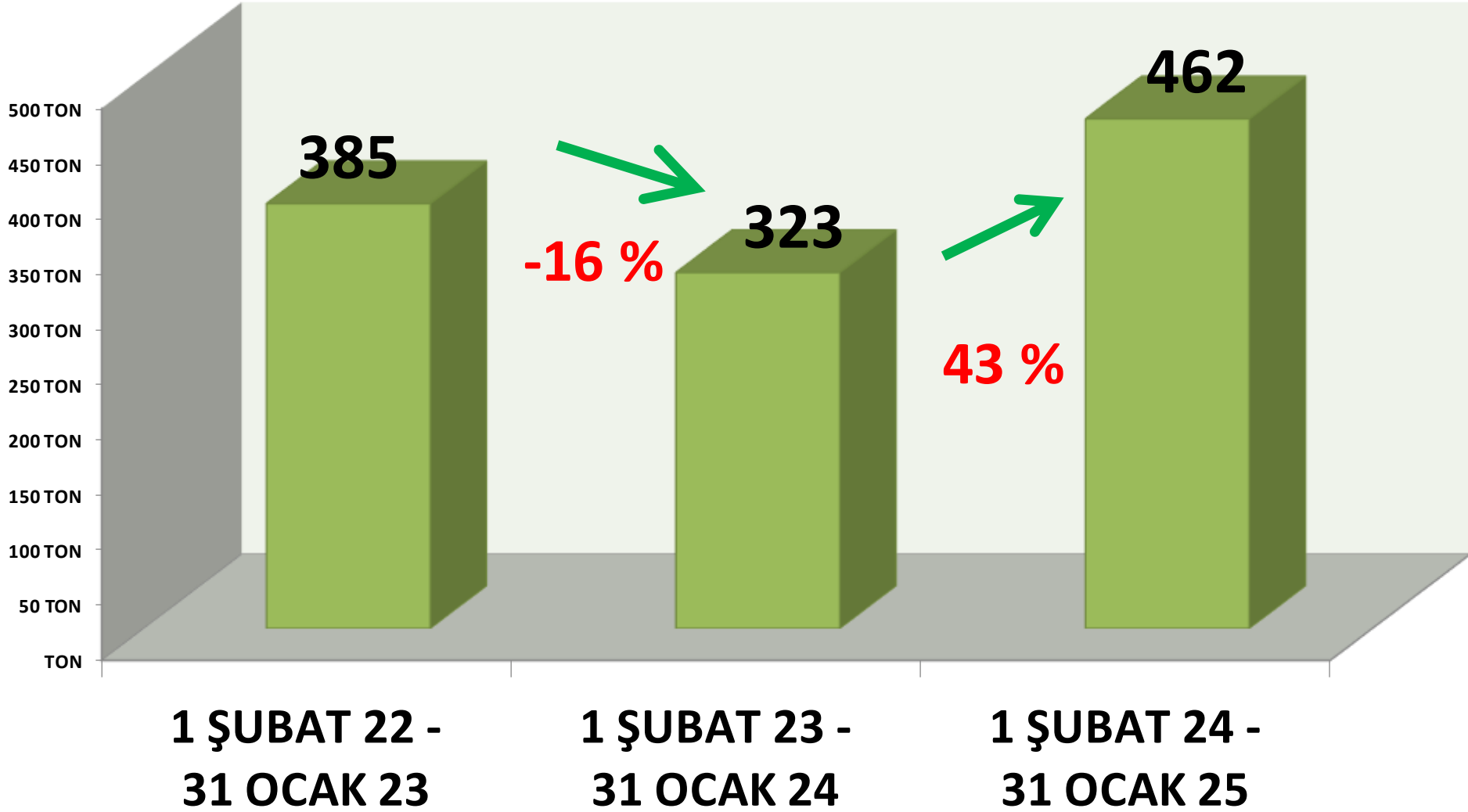
SARI LEBLEBİ	8.560 kg.
BEYAZ LEBLEBİ	22.880 kg.
KAPLAMALI LEBLEBİ	-
KIRIK LEBLEBİ	-
LEBLEBİ UNU	480 kg.
LEBLEBİ KALBURALTI	-
TOPLAM	31.920 kg.

Leblebi İhracat (Ton)





YILLIK TOPLAM LEBLEBİ İHRACAT MİKTARI (TON)



AYÇEKİRDEĞİ

İŞLEM MİKTARI TON	2023 OCAK	2024 OCAK		2025 OCAK	
MTS	1.474 TON	80%	2.654 TON	93%	5.111 TON
TTS	1.977 TON	67%	3.309 TON	-59%	1.361 TON

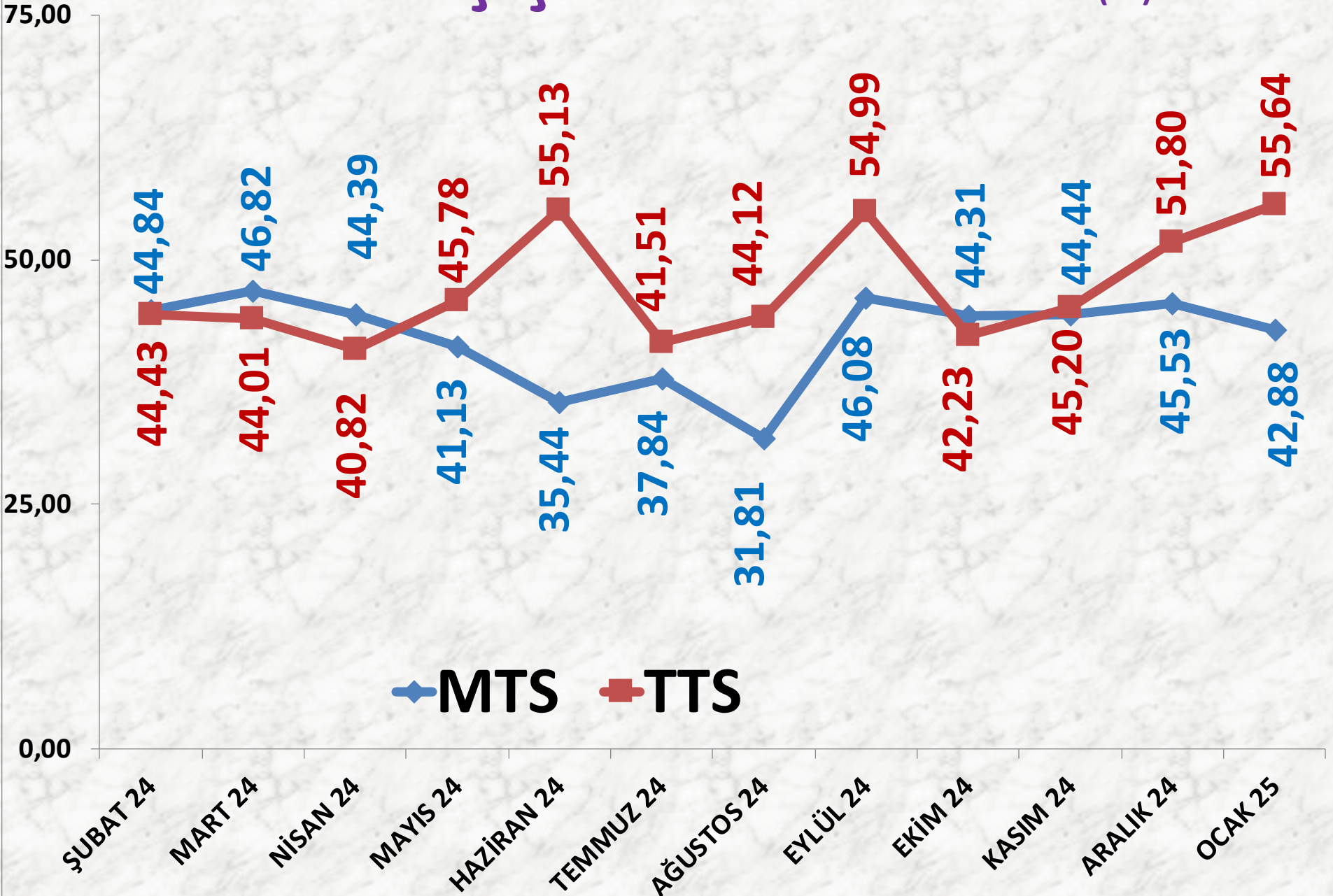
AYÇİÇEĞİ FİYATLARI

EN AZ FİYAT	2023 OCAK	2024 OCAK		2025 OCAK	
MTS	20,00 TL	0%	20,00 TL	0%	20,00 TL
TTS	20,00 TL	50%	30,00 TL	-23%	23,00 TL

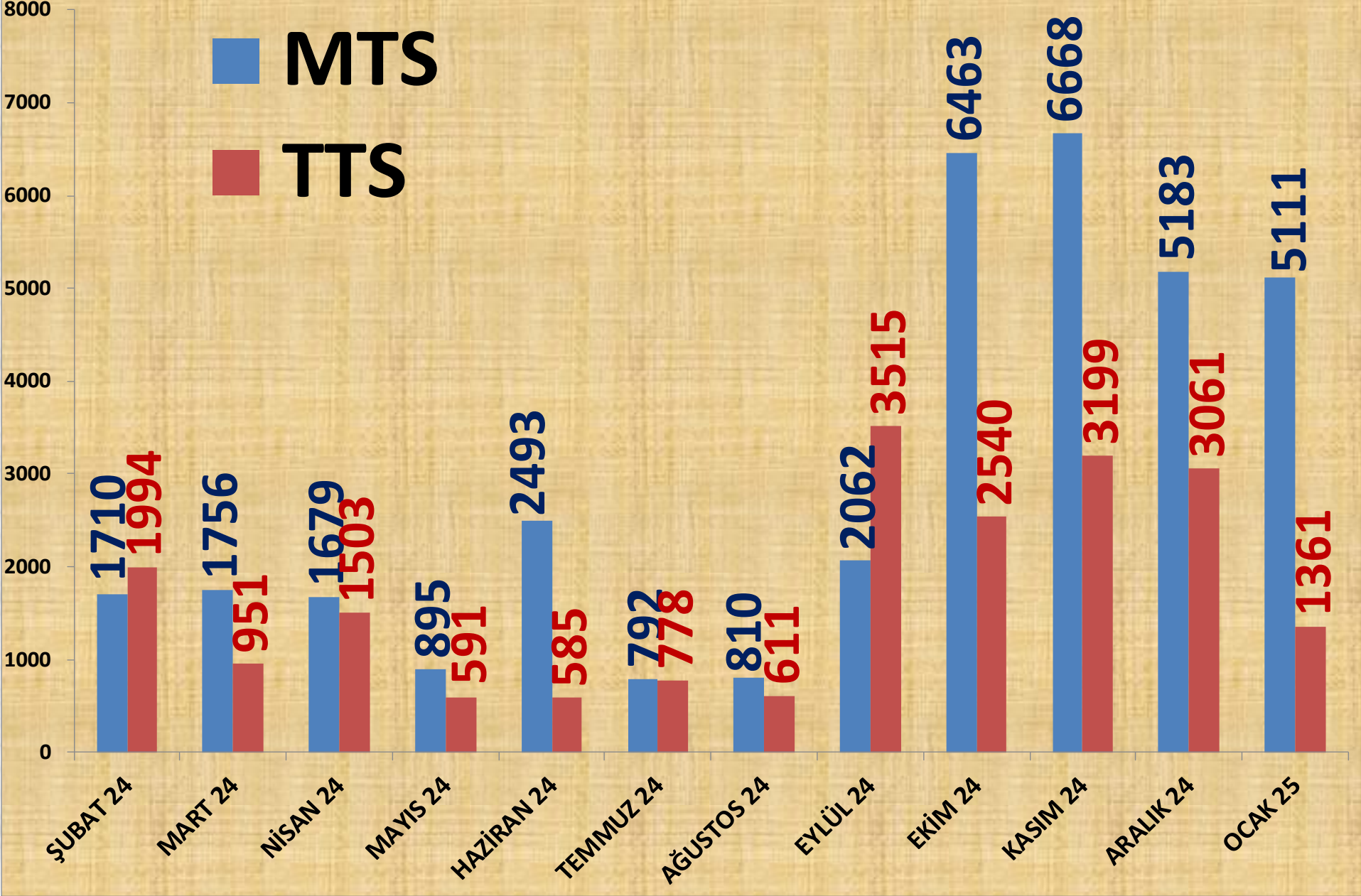
EN ÇOK FİYAT	2023 OCAK	2024 OCAK		2025 OCAK	
MTS	36,00 TL	155%	91,84 TL	-15%	78,00 TL
TTS	38,50 TL	212%	120,00 TL	-38%	75,00 TL

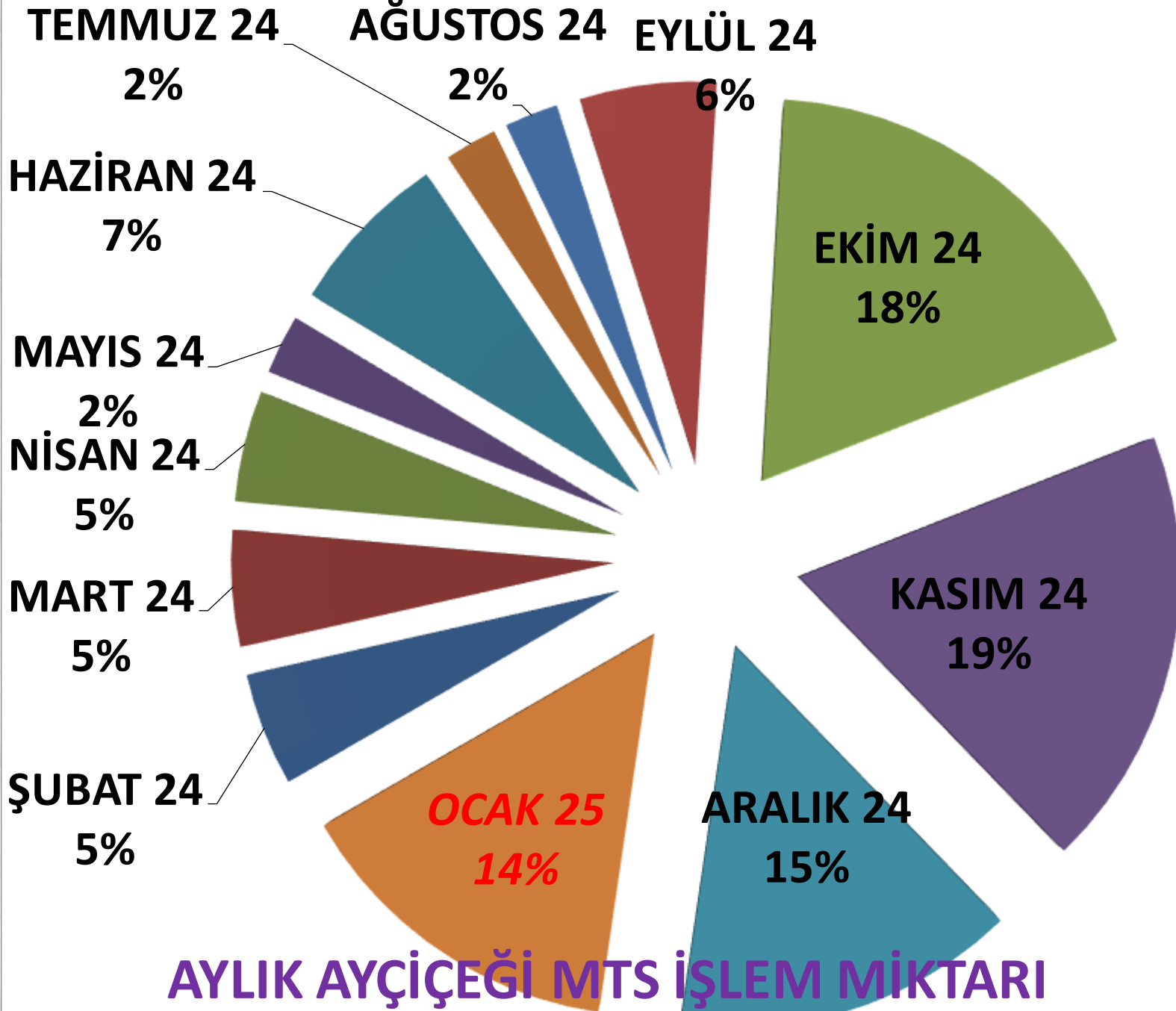
ORTALAMA FİYAT	2023 OCAK	2024 OCAK		2025 OCAK	
MTS	27,95 TL	46%	40,85 TL	5%	42,88 TL
TTS	28,14 TL	31%	36,79 TL	51%	55,64 TL

AYLIK AYÇİÇEĞİ FİYAT TRENDİ (TL)



AYLIK AYÇİÇEĞİ İŞLEM MİKTARI (TON)

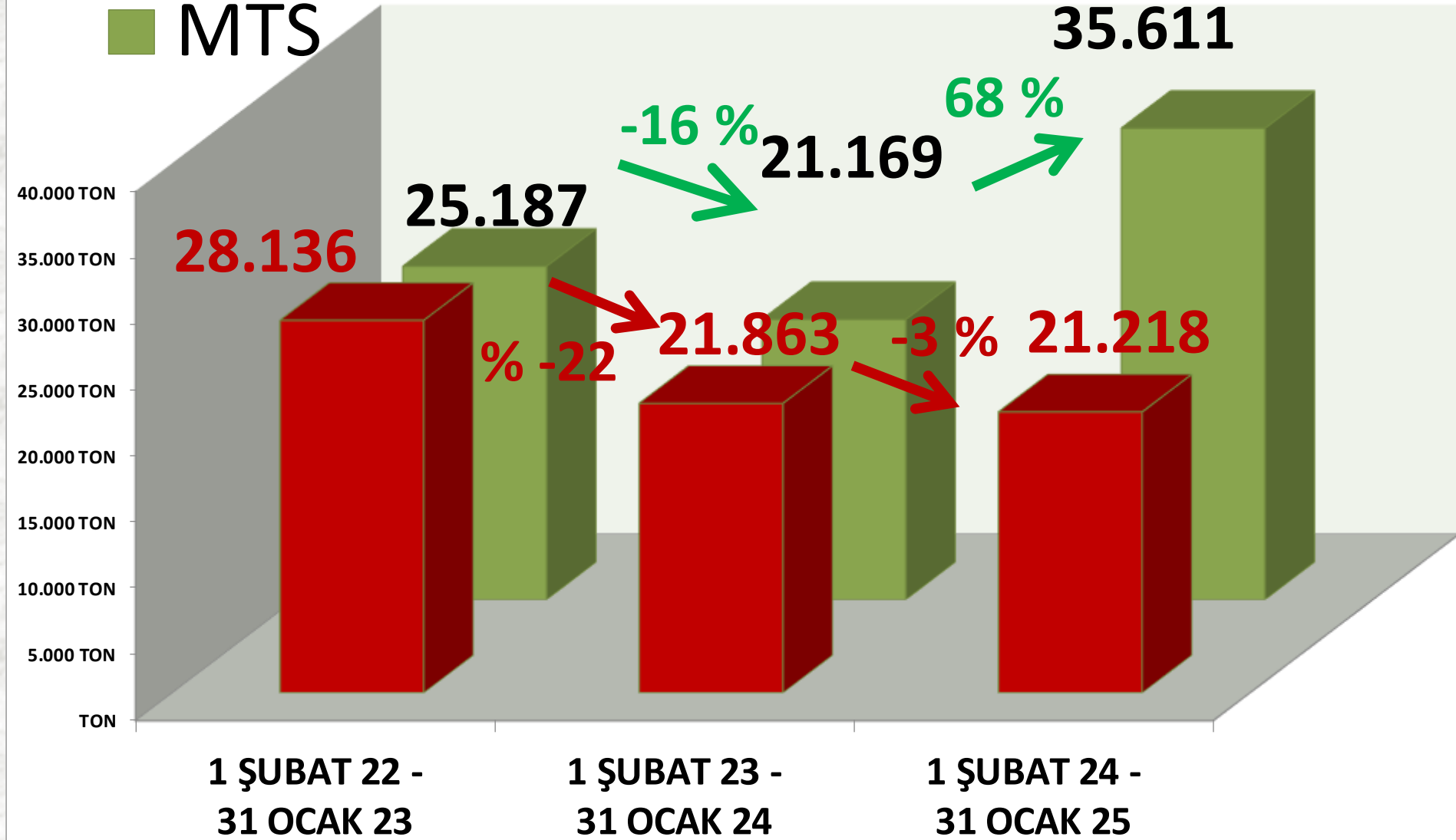




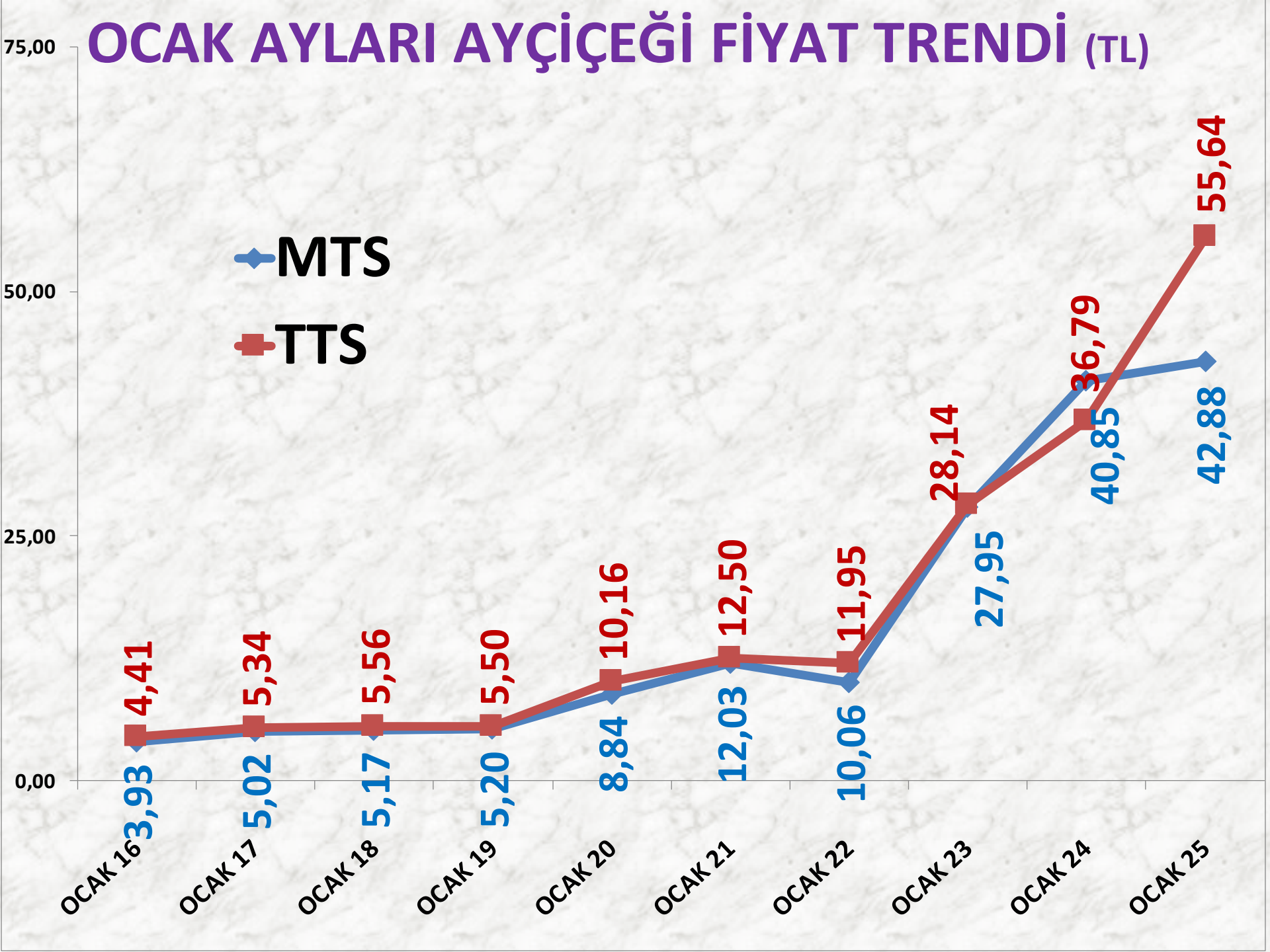
AYLIK AYÇİÇEĞİ MTS İŞLEM MİKTARI ORANLARI

■ TTS YILLIK AYÇİÇEĞİ İŞLEM MİKTARI (TON)

■ MTS



OCAK AYLARI AYÇİÇEĞİ FİYAT TRENDİ (TL)

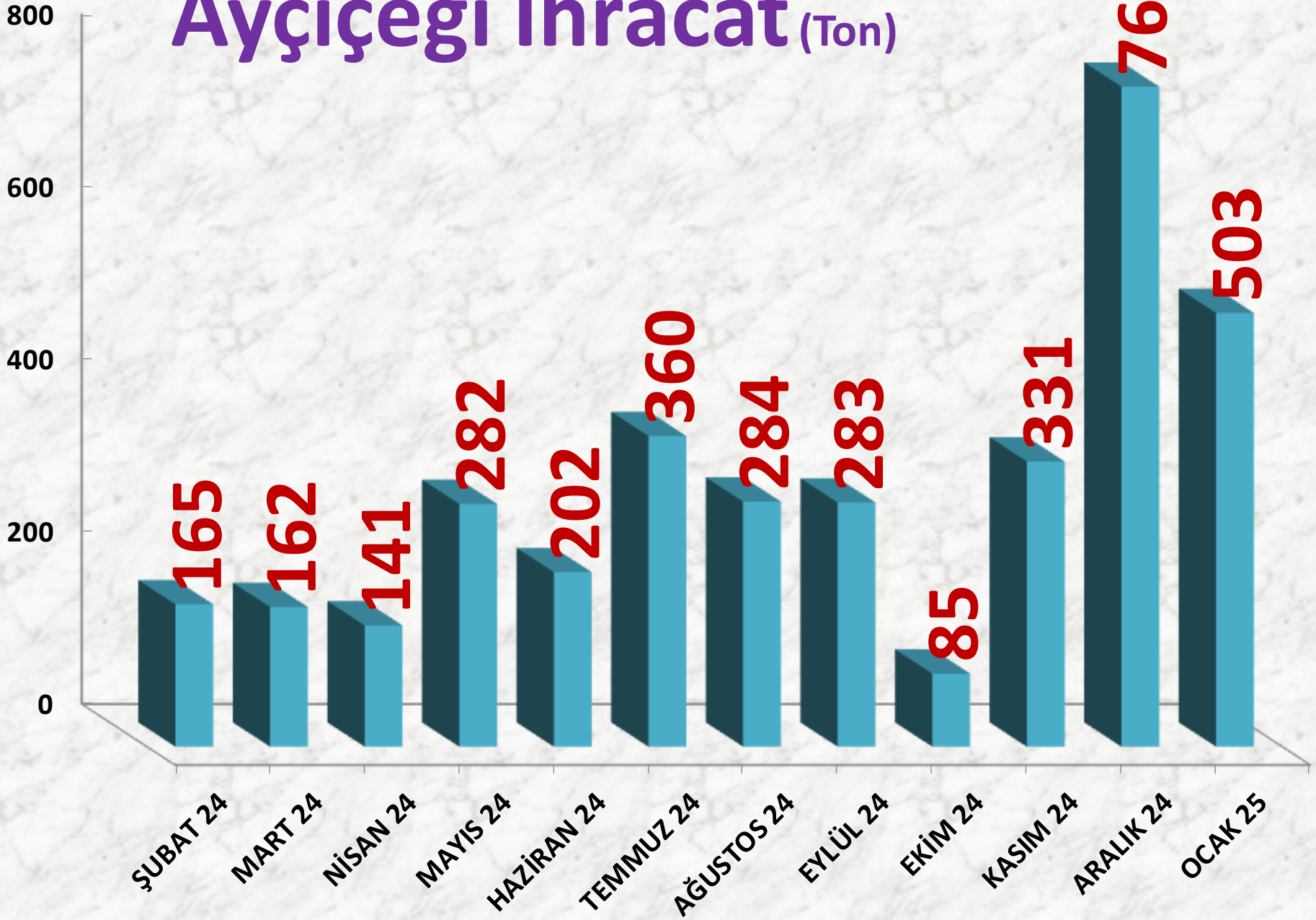


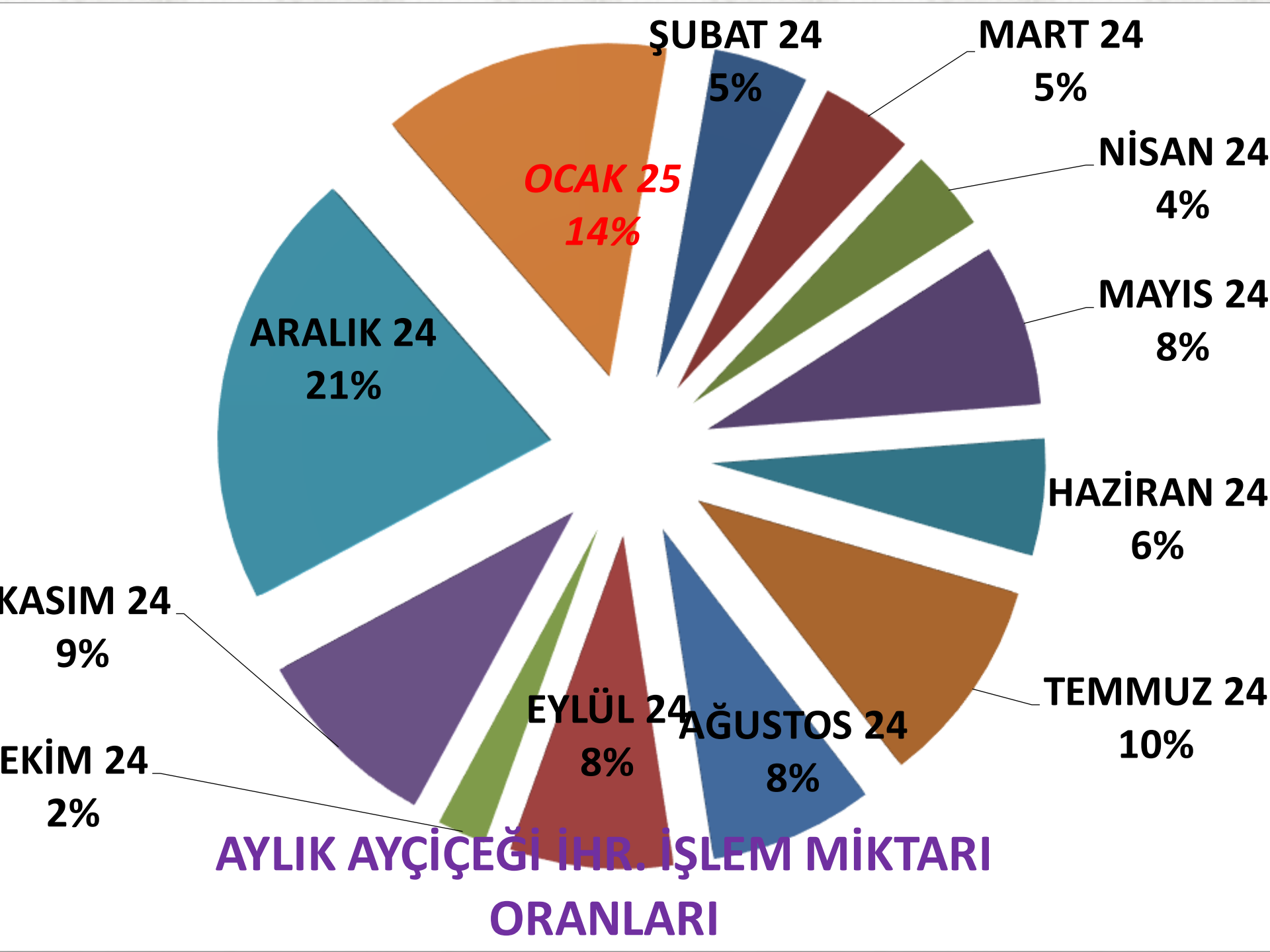
AYÇEKİRDEĞİ İHRACATI

	2023 OCAK	2024 OCAK		2025 OCAK	
İHRACAT	175 TON	16%	203 TON	148%	503 TON

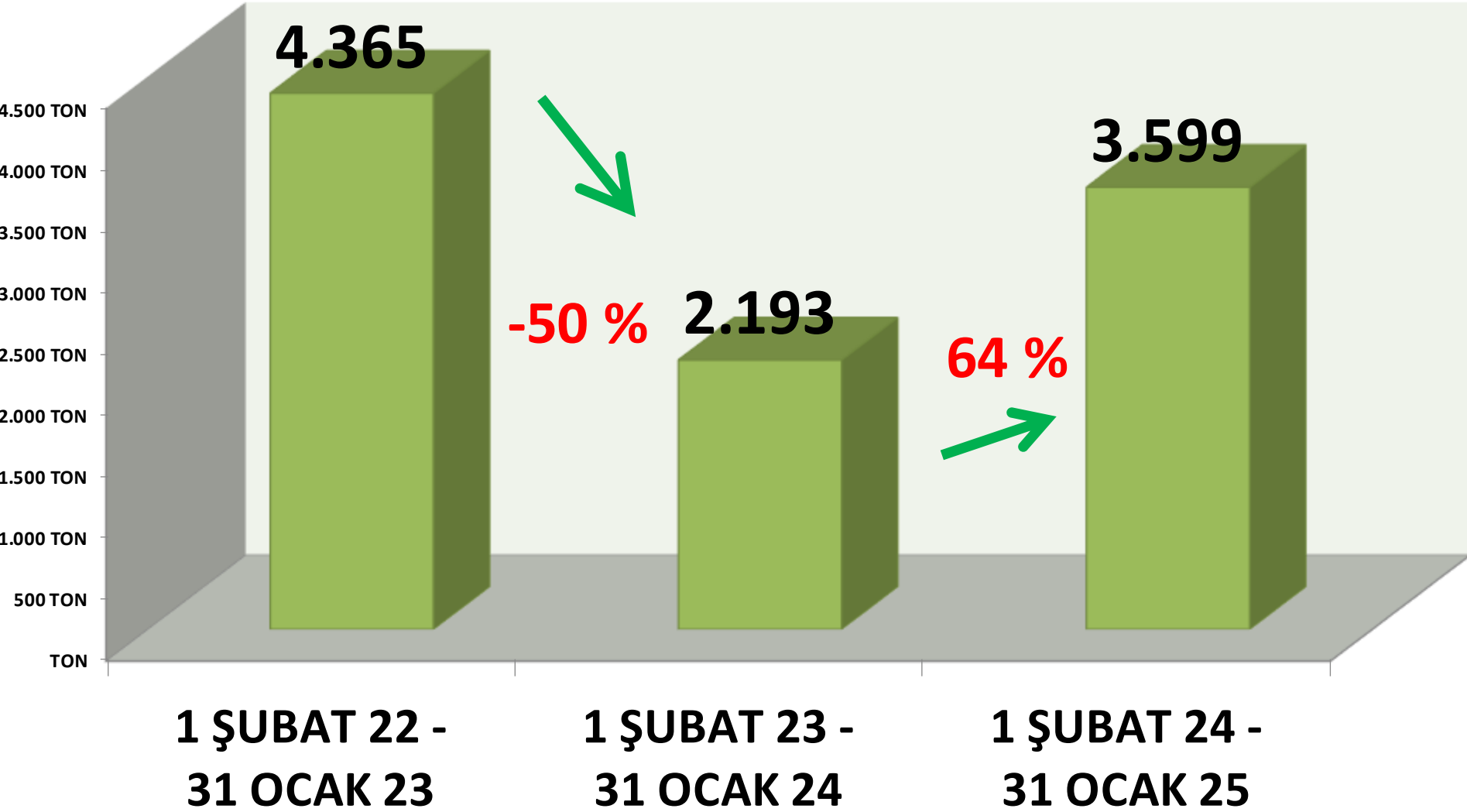


Ayçiçeği İhracat (Ton)





YILLIK TOPLAM AYÇIÇEĐİ İHRACAT MİKTARI (TON)



SÜT

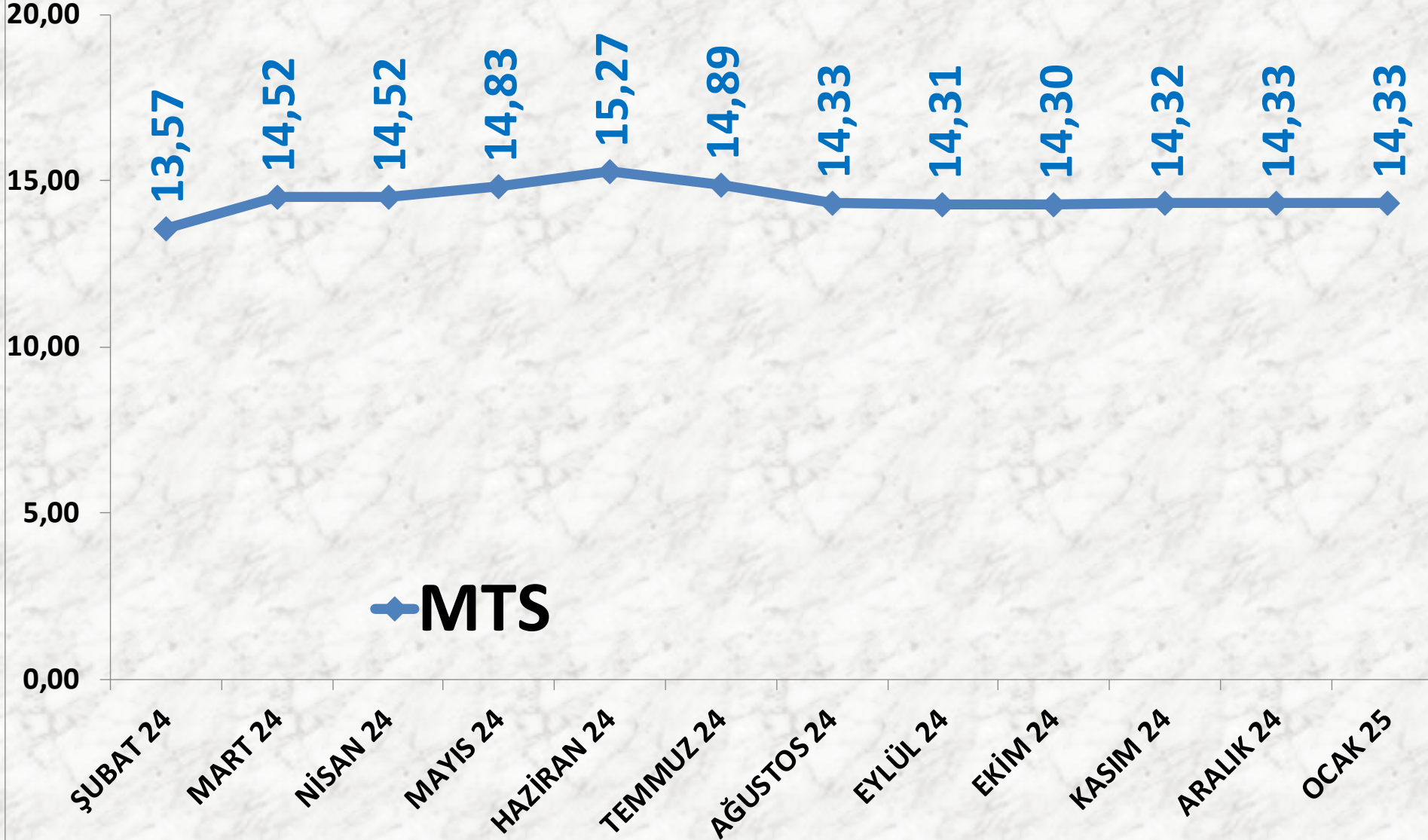
İŞLEM MİKTARI (M ³)	2023 OCAK		2024 OCAK		2025 OCAK	
	MTS	26.589 M ³	15%	30.694 M ³	16%	35.579 M ³

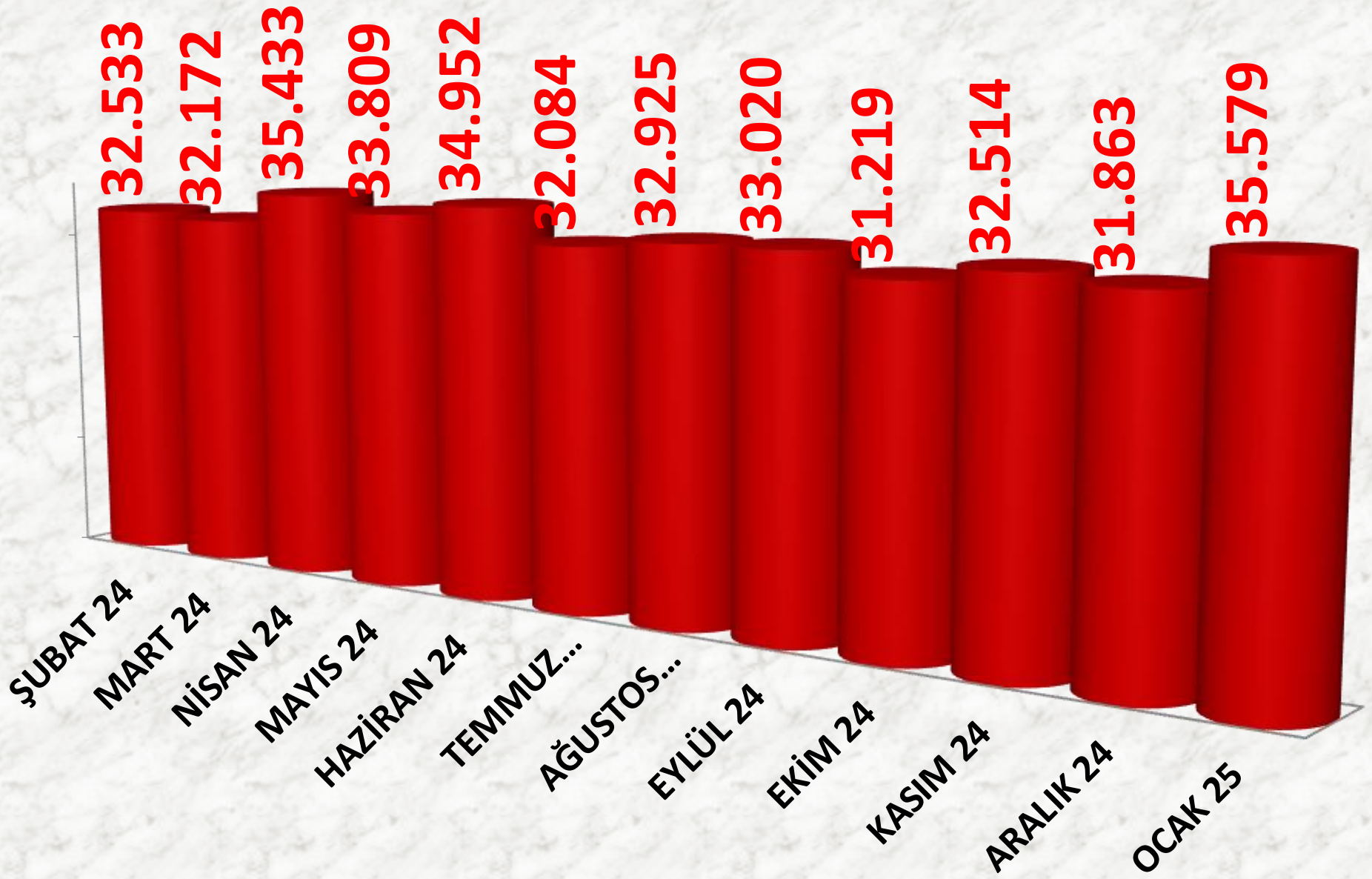
EN AZ FİYAT	2023 OCAK		2024 OCAK		2025 OCAK	
	MTS	8,35 TL	20%	10,00 TL	25%	12,50 TL

EN ÇOK FİYAT	2023 OCAK		2024 OCAK		2025 OCAK	
	MTS	11,50 TL	59%	18,25 TL	-4%	17,50 TL

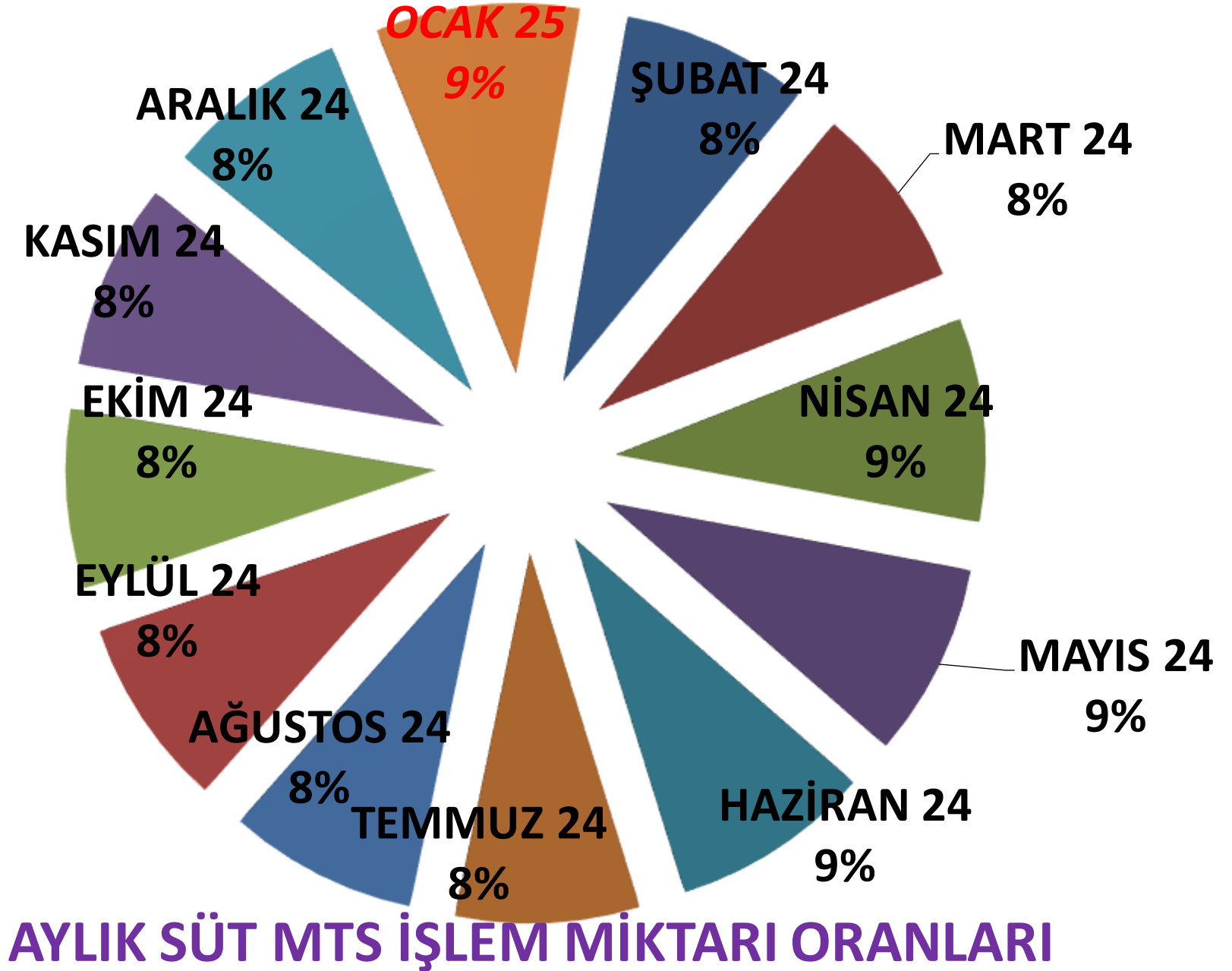
ORTALAMA FİYAT	2023 OCAK		2024 OCAK		2025 OCAK	
	MTS	10,16 TL	29%	13,07 TL	10%	14,33 TL

AYLIK İNEK SÜTÜ FİYAT TRENDİ_(TL)





AYLIK SÜT İŞLEM MİKTARI (M³)



YILLIK İNEK SÜTÜ İŞLEM MİKTARI (TON)

399.078

329.097

4 %

341.200

17 %

1 ŞUBAT 22 -
31 OCAK 23

1 ŞUBAT 23 -
31 OCAK 24

1 ŞUBAT 24 -
31 OCAK 25

400.000 M³

350.000 M³

300.000 M³

250.000 M³

200.000 M³

150.000 M³

100.000 M³

50.000 M³

M³

BEYAZ HAŞHAŞ

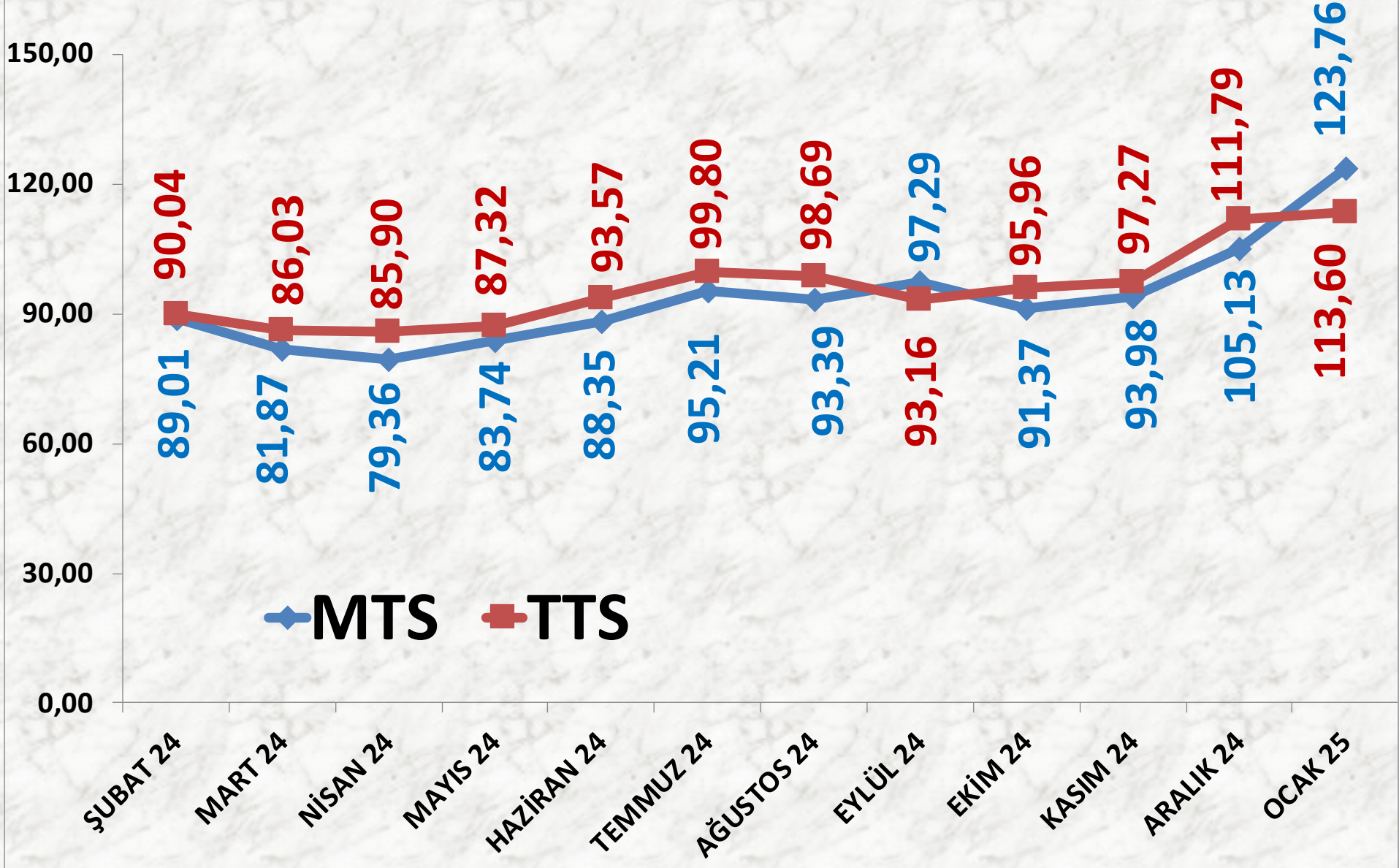
İŞLEM MİKTARI TON	2022 EYLÜL	2023 EYLÜL		2024 EYLÜL	
MTS	254 TON	-98%	6 TON	39%	8 TON
TTS	297 TON	-54%	138 TON	-78%	31 TON

EN AZ FİYAT	2022 EYLÜL	2023 EYLÜL		2024 EYLÜL	
MTS	46,25 TL	73%	80,00 TL	8%	86,25 TL
TTS	49,00 TL	43%	70,00 TL	30%	90,78 TL

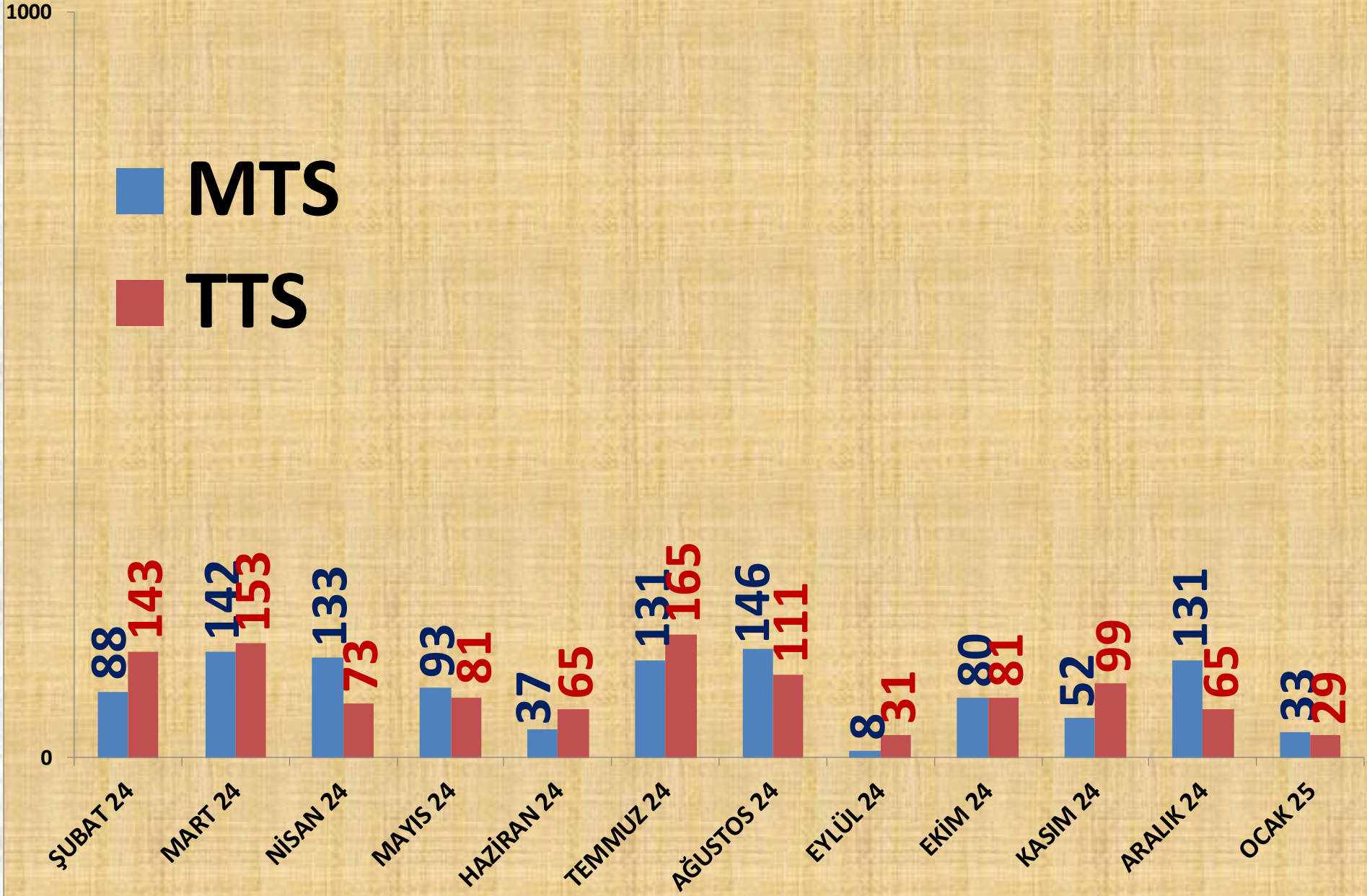
EN ÇOK FİYAT	2023 OCAK	2024 OCAK		2025 OCAK	
MTS	58,00 TL	46%	84,89 TL	47%	124,80 TL
TTS	71,60 TL	57%	112,58 TL	42%	160,00 TL

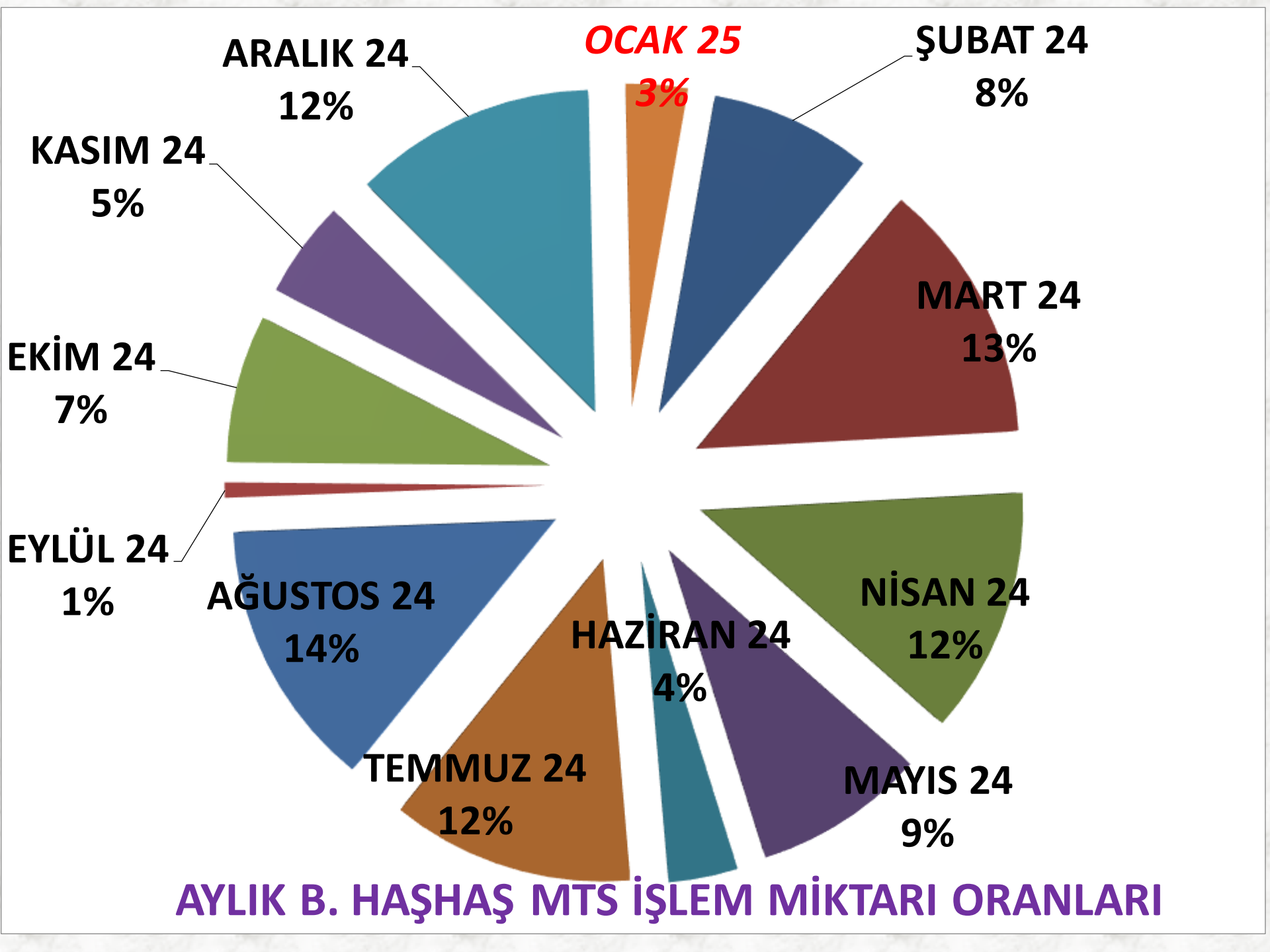
ORTALAMA FİYAT	2023 OCAK	2024 OCAK		2025 OCAK	
MTS	54,00 TL	41%	75,97 TL	63%	123,76 TL
TTS	59,31 TL	47%	87,17 TL	30%	113,60 TL

AYLIK B. HAŞHAŞ FİYAT TRENDİ_(TL)



AYLIK B. HAŞHAŞ İŞLEM MİKTARI (TON)

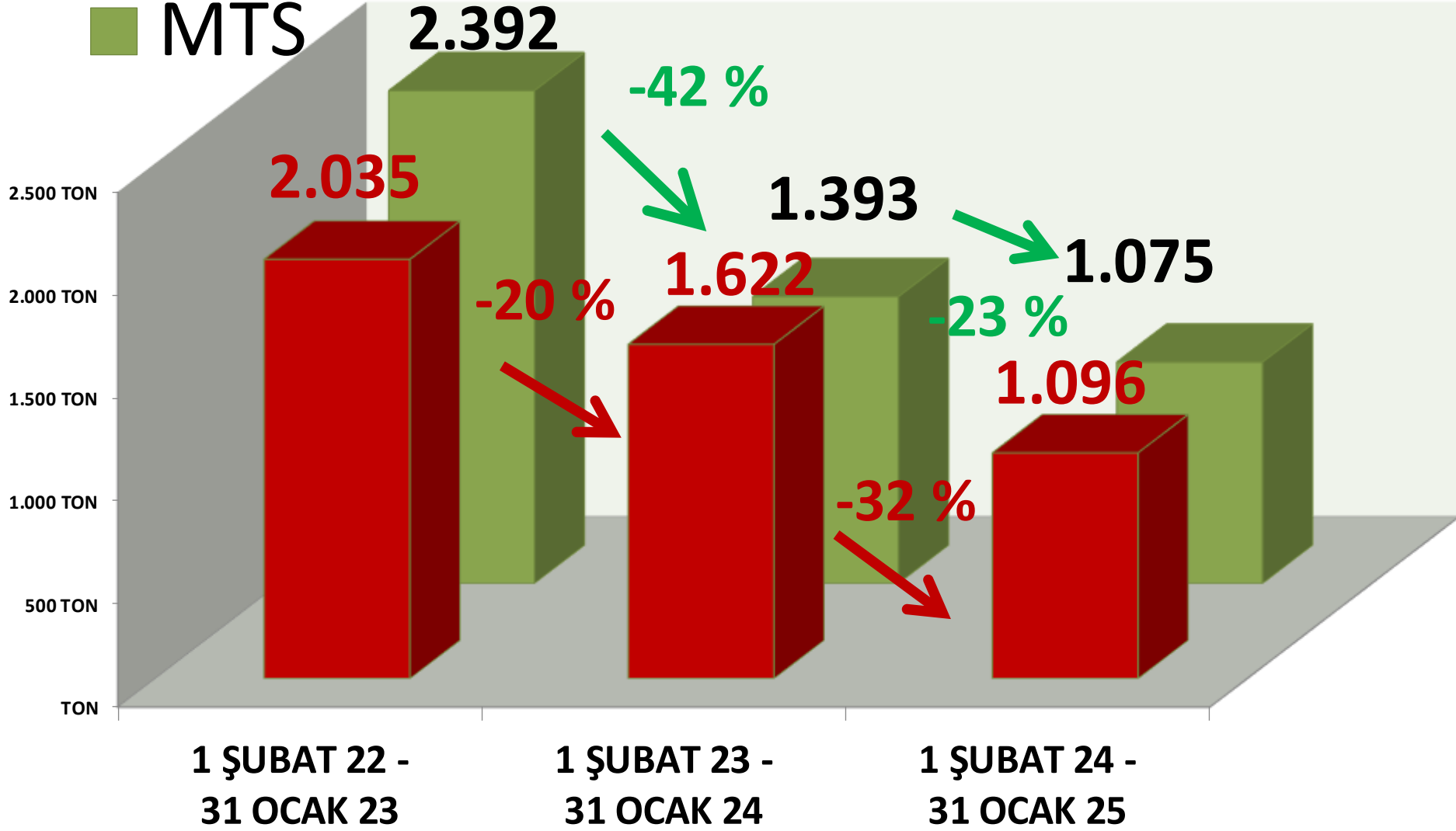




■ TTS

YILLIK B. HAŞHAŞ İŞLEM MİKTARI (TON)

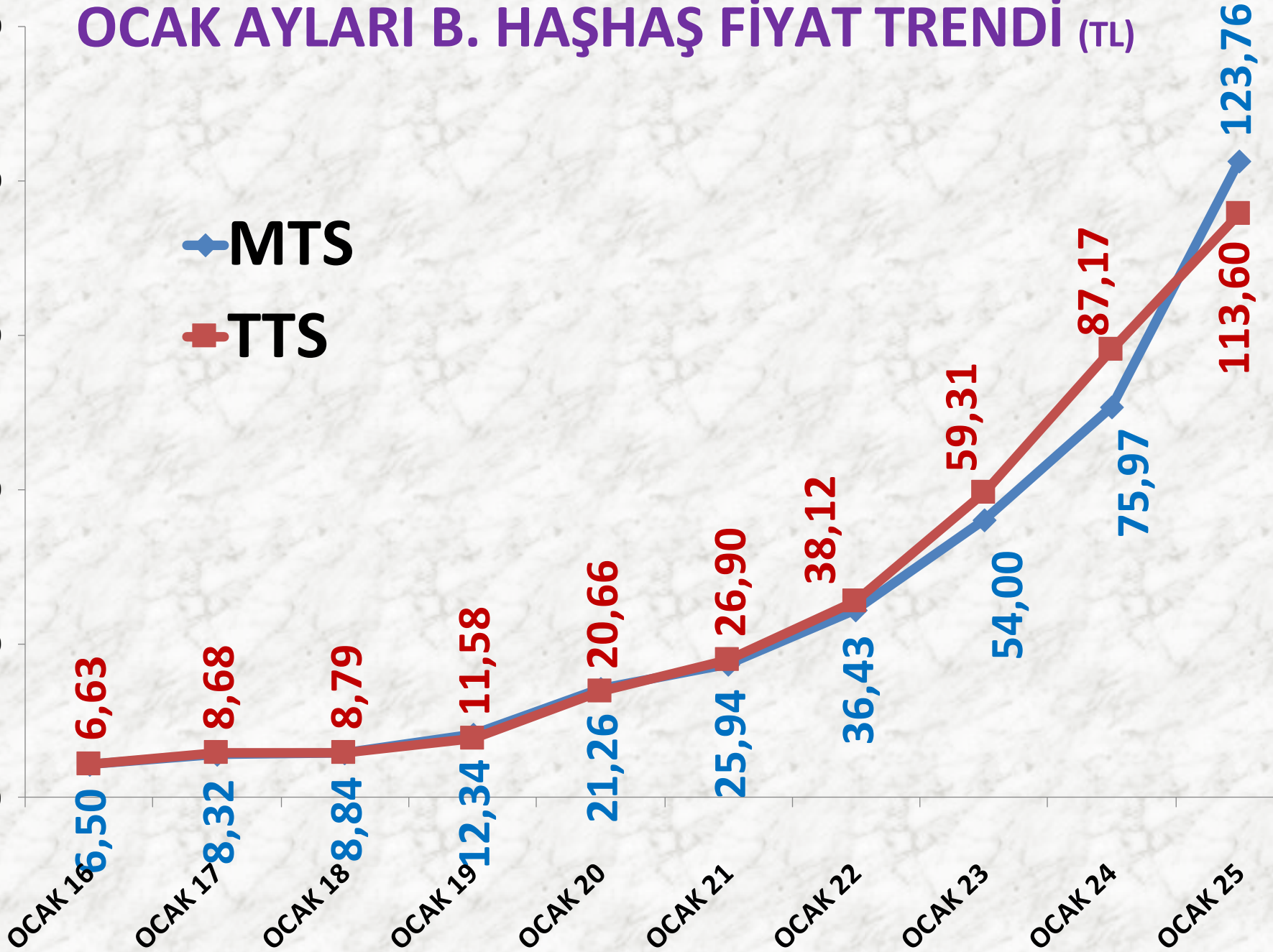
■ MTS



OCAK AYLARI B. HAŞHAŞ FİYAT TRENDİ (TL)

◆ MTS

■ TTS



MAVİ HAŞHAŞ

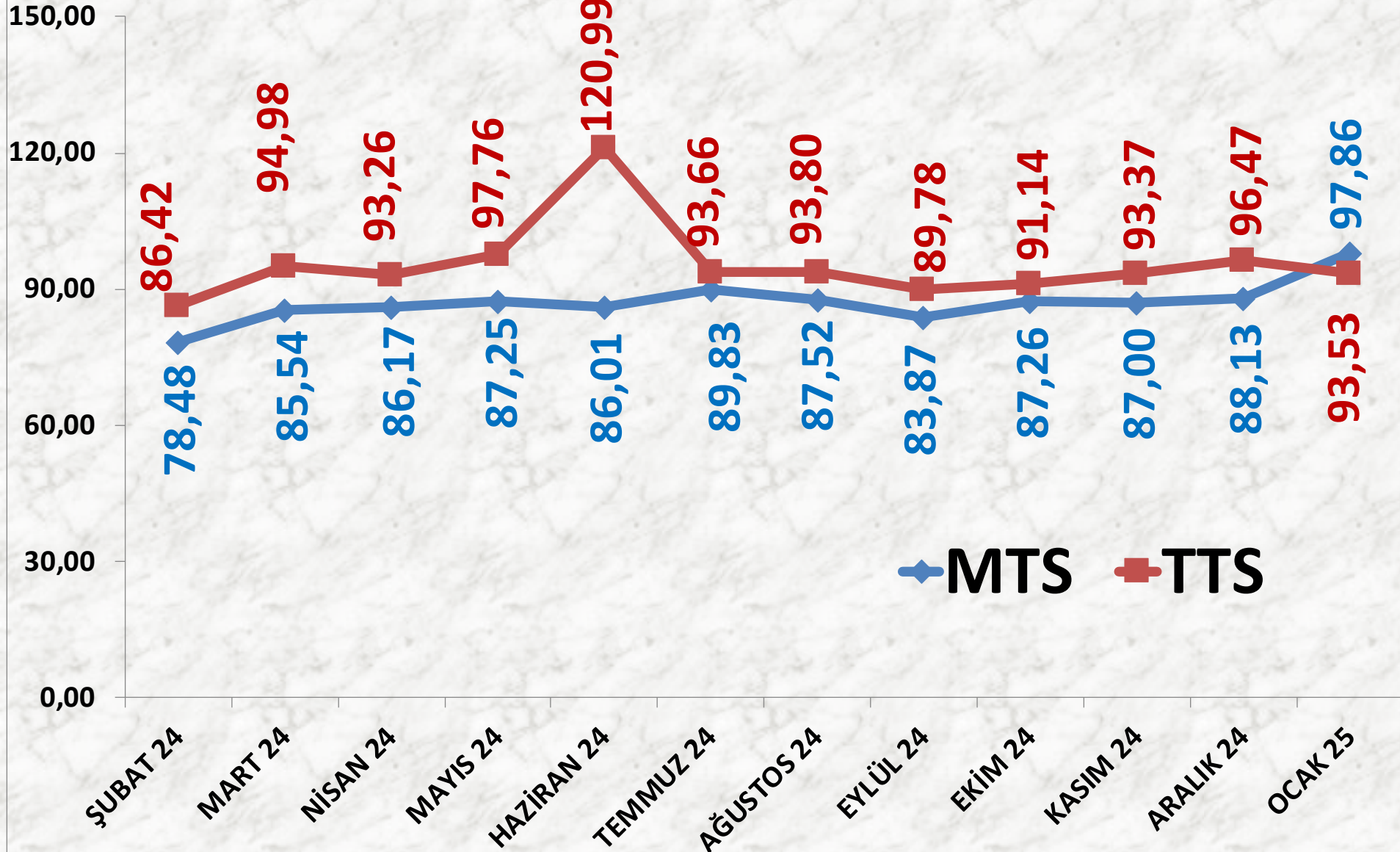
İŞLEM MİKTARI TON	2022 EYLÜL	2023 EYLÜL		2024 EYLÜL	
MTS	40 TON	49%	59 TON	51%	89 TON
TTS	79 TON	77%	139 TON	-28%	100 TON

EN AZ FİYAT	2022 EYLÜL	2023 EYLÜL		2024 EYLÜL	
MTS	30,00 TL	152%	75,50 TL	11%	83,70 TL
TTS	41,94 TL	75%	73,50 TL	16%	85,25 TL

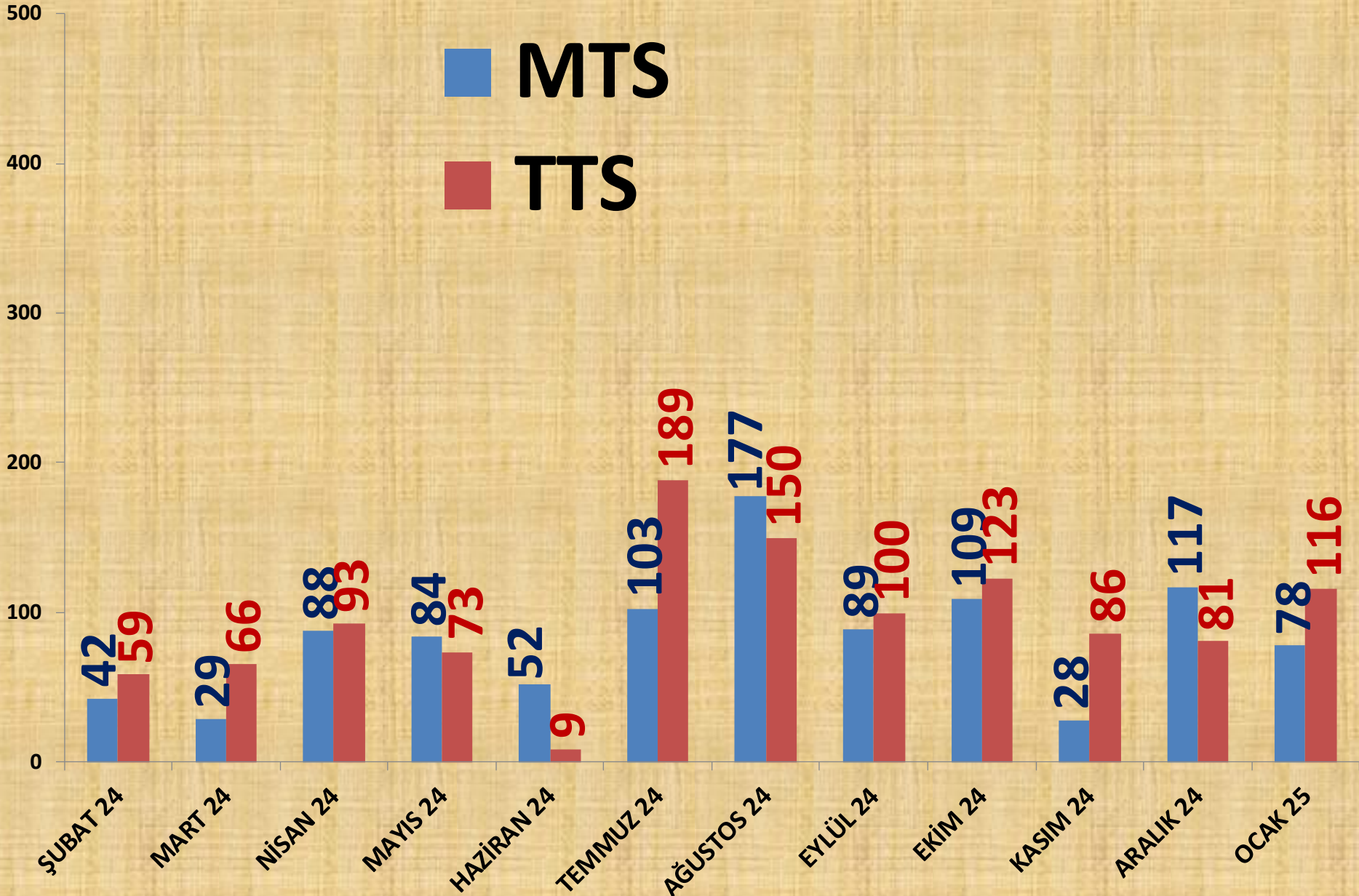
EN ÇOK FİYAT	2023 OCAK	2024 OCAK		2025 OCAK	
MTS	42,00 TL	114%	90,00 TL	66%	149,00 TL
TTS	62,00 TL	77%	110,00 TL	18%	130,00 TL

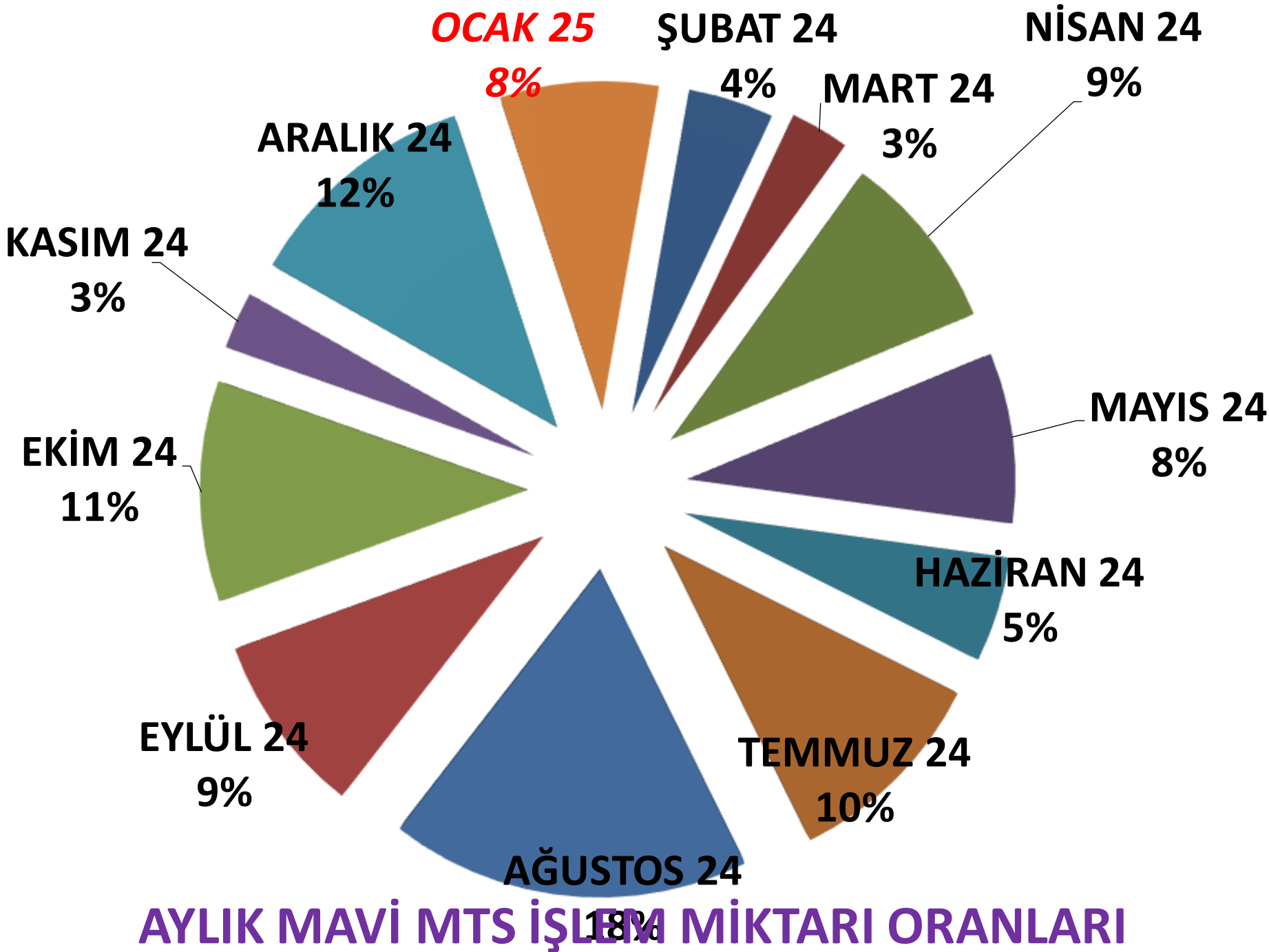
ORTALAMA FİYAT	2023 OCAK	2024 OCAK		2025 OCAK	
MTS	42,00 TL	80%	75,69 TL	29%	97,86 TL
TTS	49,43 TL	81%	89,34 TL	5%	93,53 TL

AYLIK MAVİ HAŞHAŞ FİYAT TRENDİ (TL)



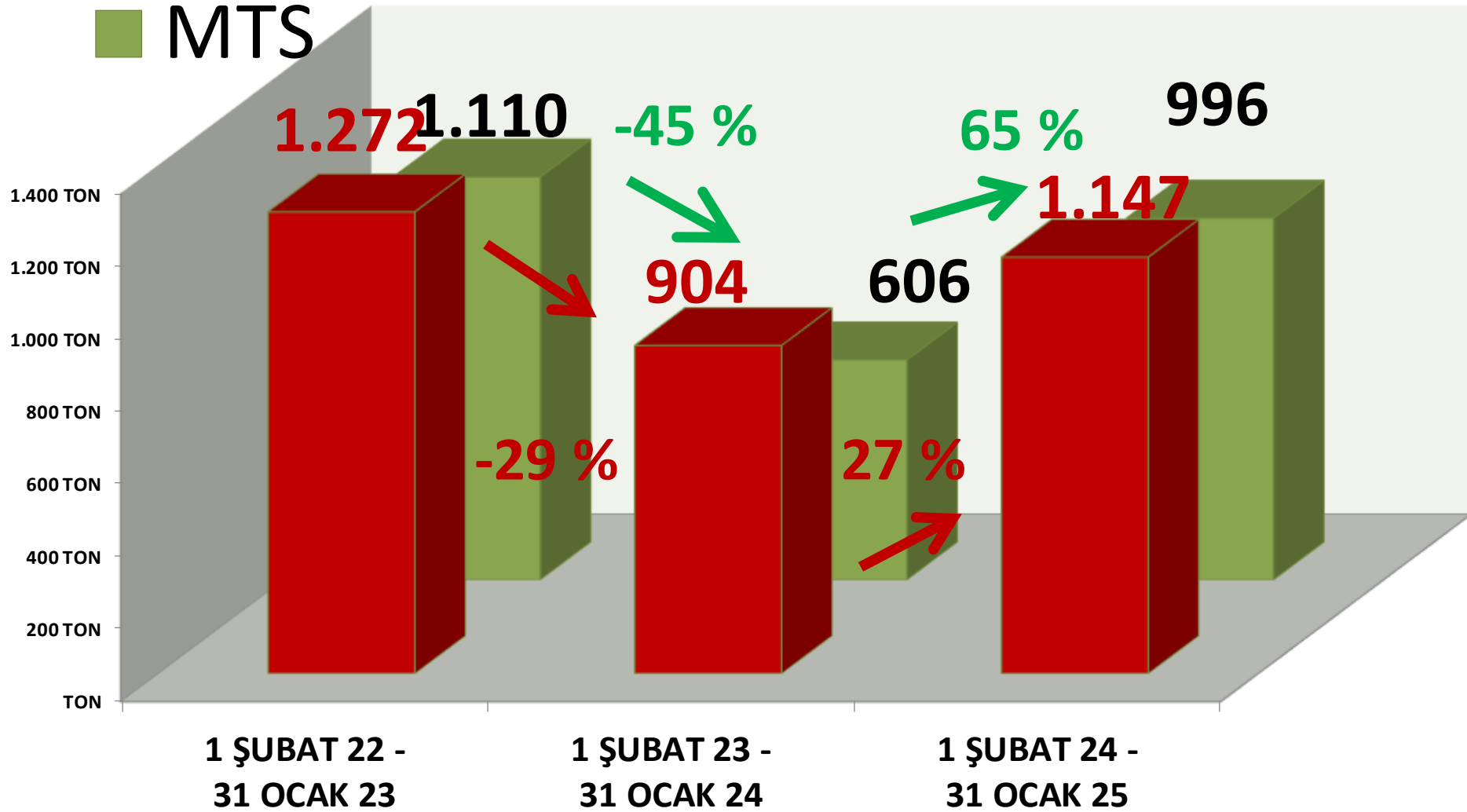
AYLIK MAVİ HAŞHAŞ İŞLEM MİKTARI (TON)



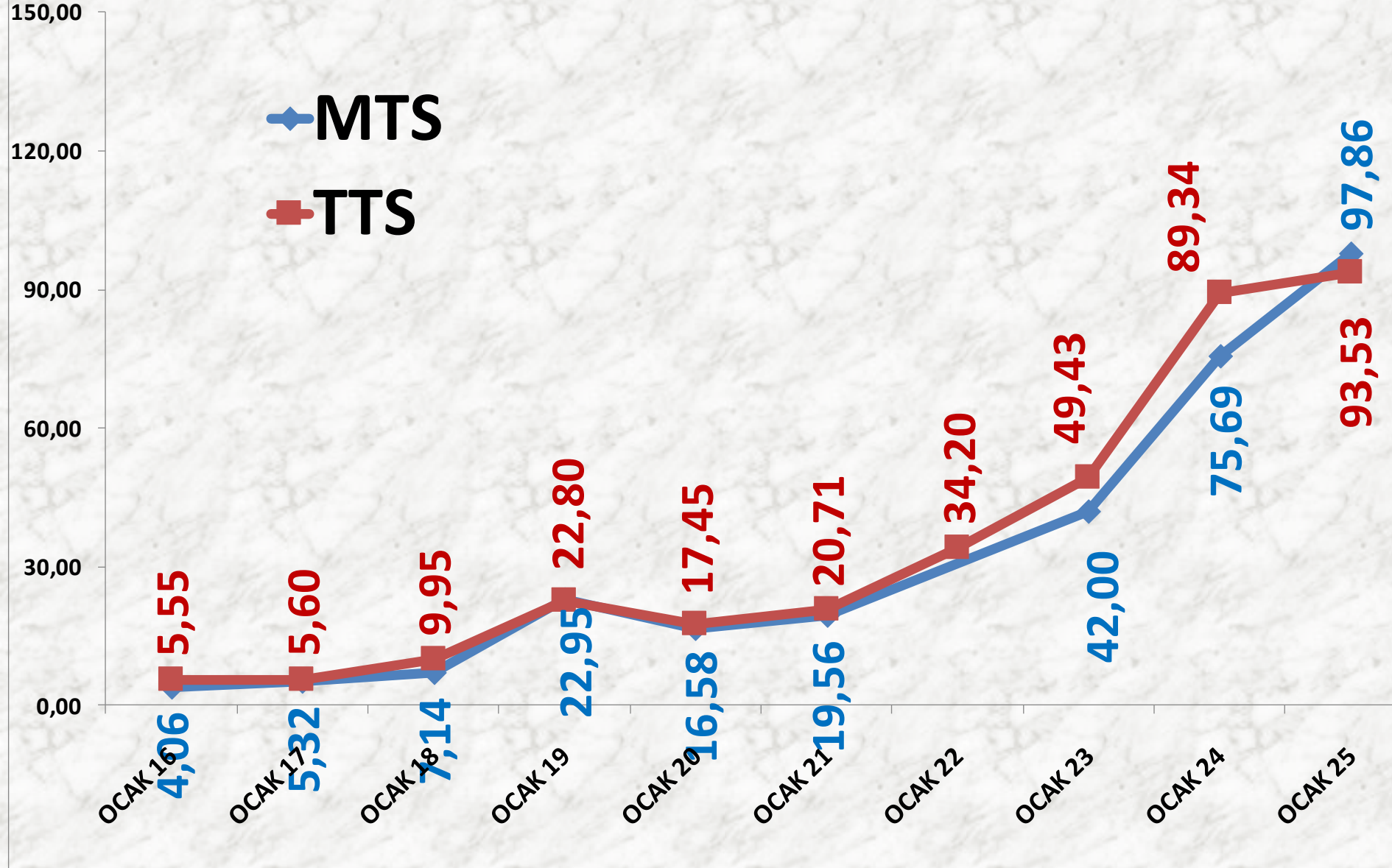


TTS YILLIK MAVİ HAŞHAŞ İŞLEM MİKTARI

■ TTS
■ MTS



OCAK AYLARI MAVİ HAŞHAŞ FİYAT TRENDİ (TL)



KÜTLÜ PAMUK

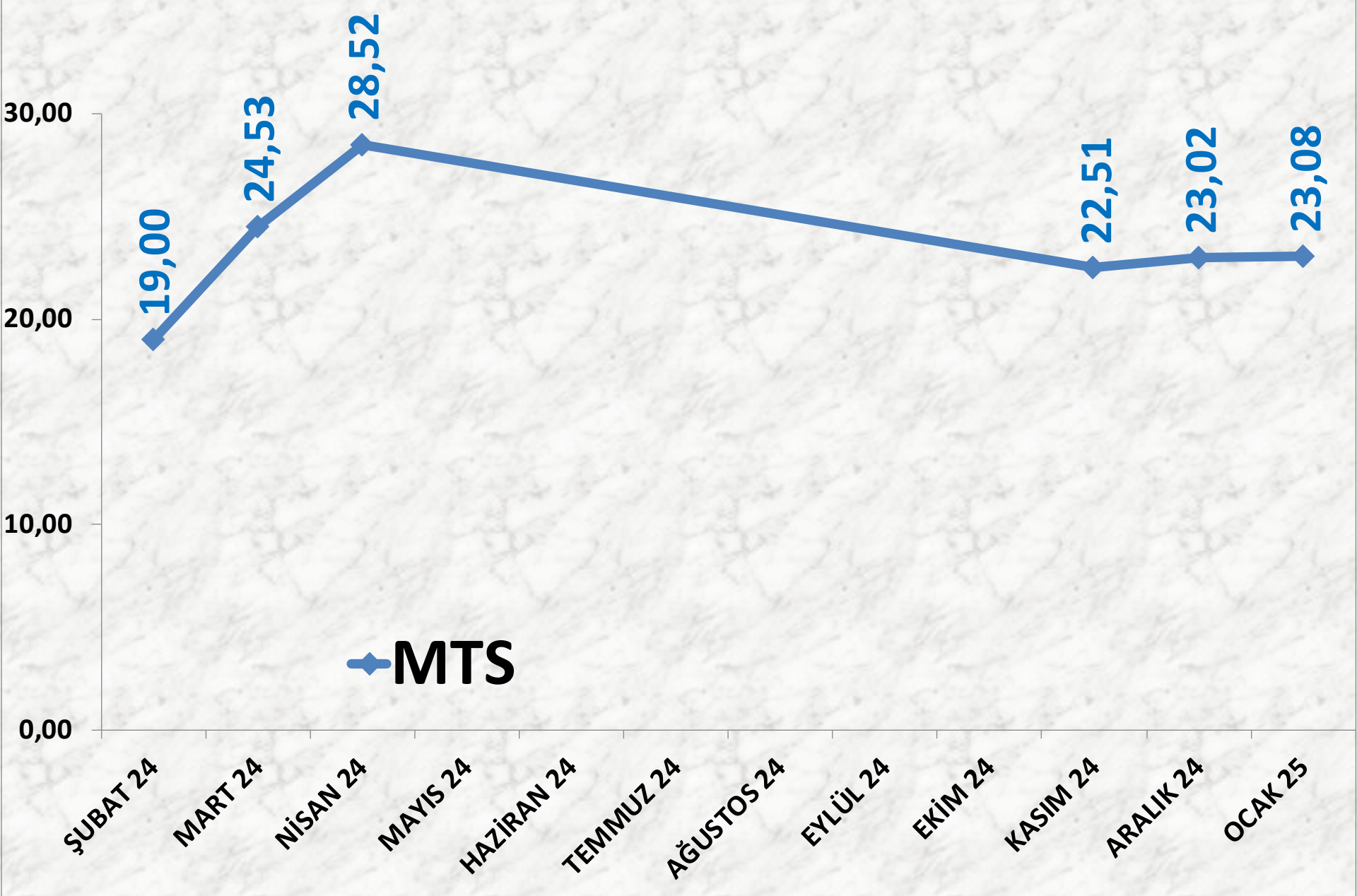
İŞLEM MİKTARI TON	2023 OCAK	2024 OCAK		2025 OCAK	
MTS	10.517 TON	16%	12.155 TON	-69%	3.782 TON

EN AZ FİYAT	2023 OCAK	2024 OCAK		2025 OCAK	
MTS	13,35 TL	6%	14,16 TL	41%	20,00 TL

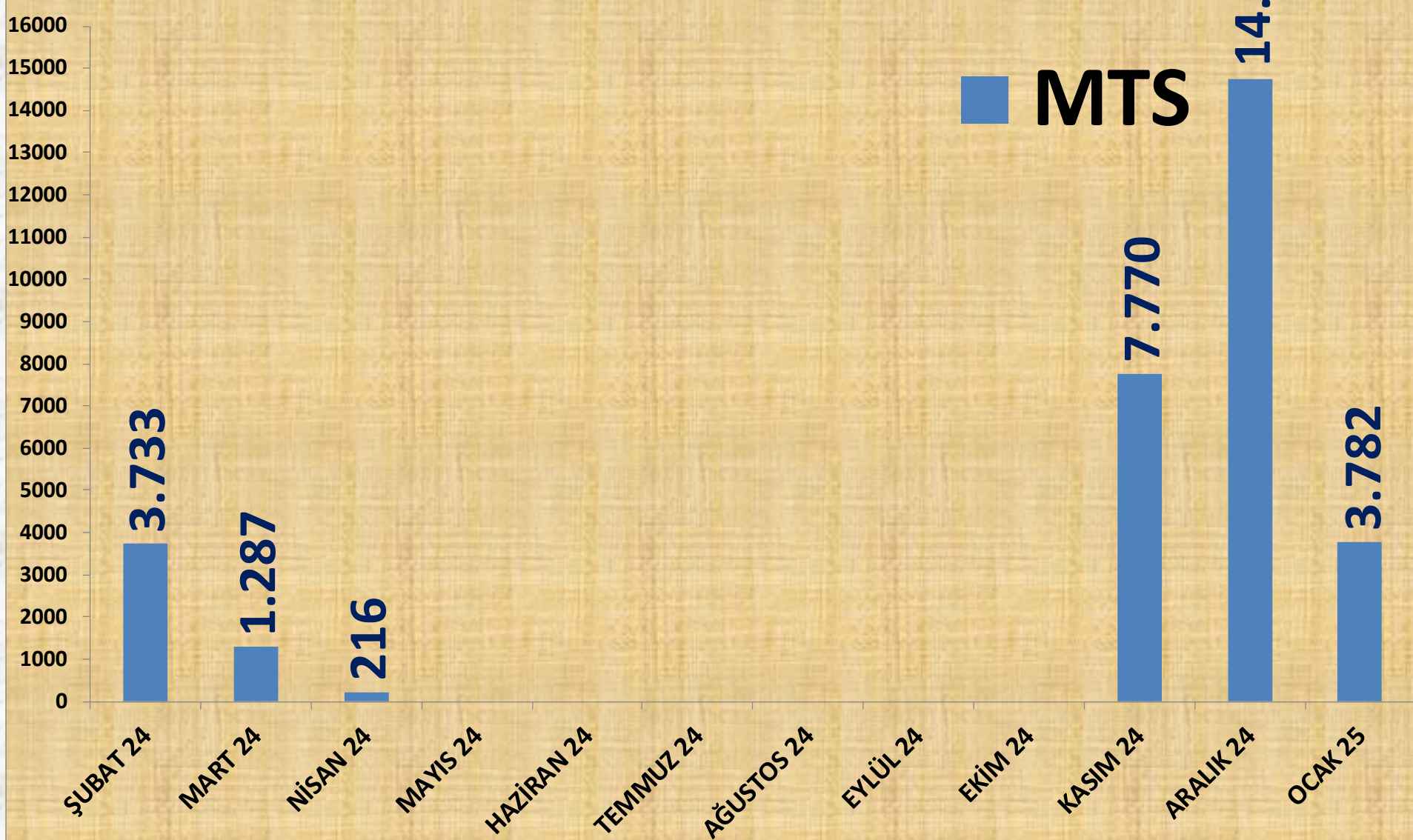
EN ÇOK FİYAT	2023 OCAK	2024 OCAK		2025 OCAK	
MTS	20,46 TL	4%	21,36 TL	19%	25,50 TL

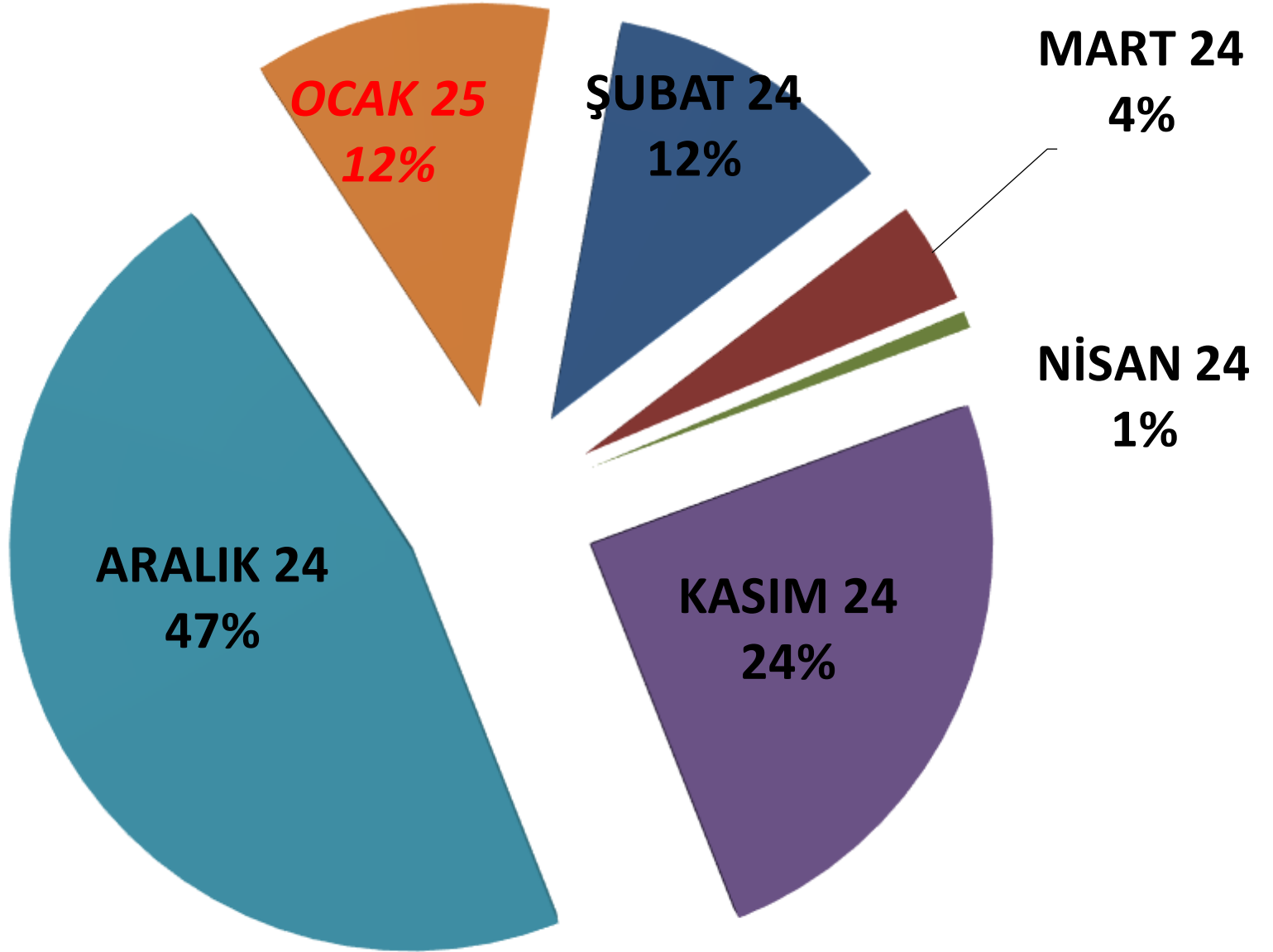
ORTALAMA FİYAT	2023 OCAK	2024 OCAK		2025 OCAK	
MTS	15,87 TL	8%	17,20 TL	34%	23,08 TL

AYLIK KÜTLÜ PAMUK FİYAT TRENDİ (TL)



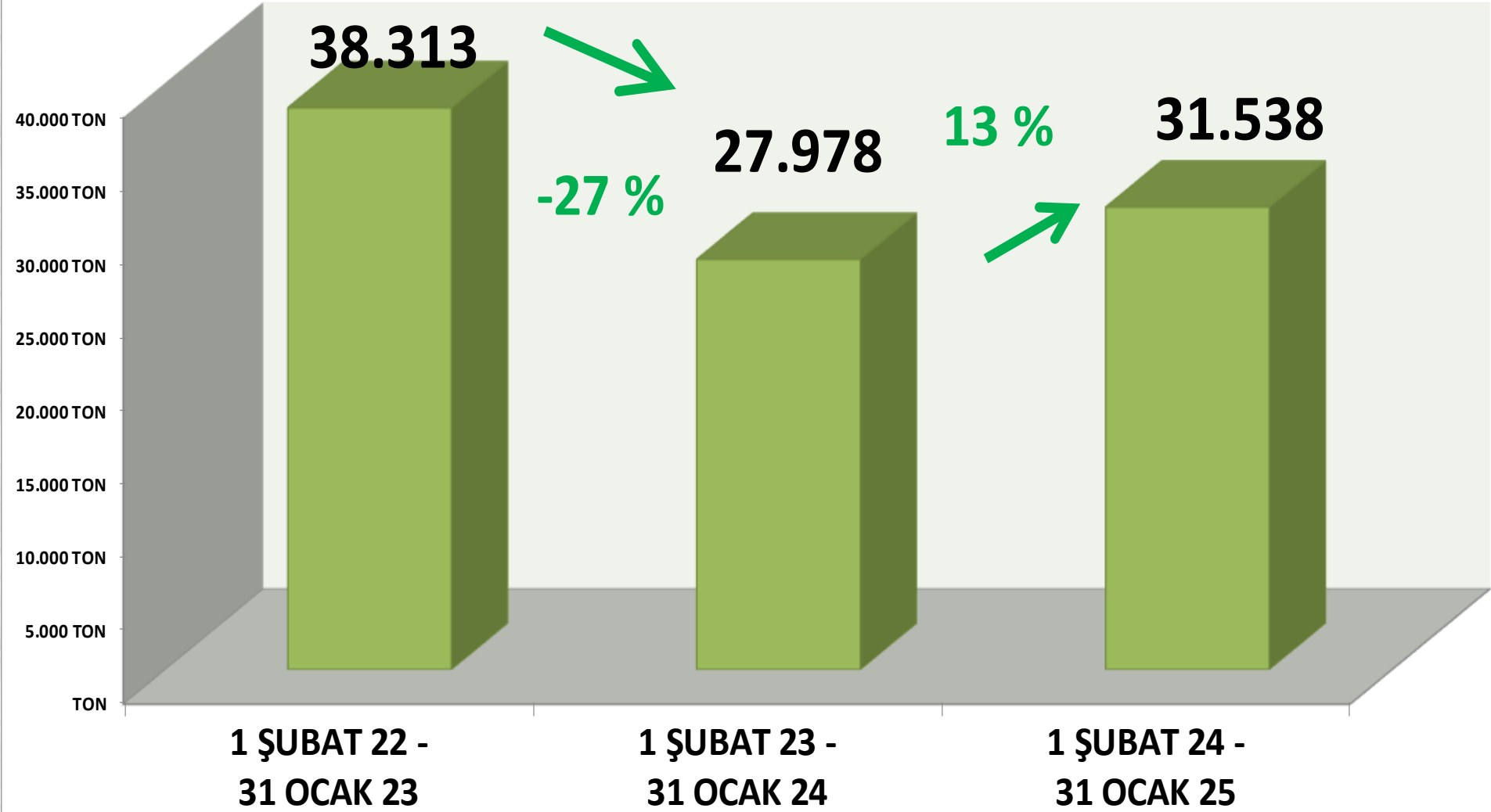
AYLIK KÜTLÜ PAMUK İŞLEM MİKTARI (TON)





AYLIK KÜTLÜ PAMUK MTS İŞLEM MİKTARI ORANLARI

YILLIK KÜTLÜ PAMUK İŞLEM MİKTARI (TON)



OCAK AYLARI ÇİĞİTLİ PAMUK FİYAT TRENDİ (TL)

◆ MTS

OCAK 16

OCAK 17

OCAK 18

OCAK 19

OCAK 20

OCAK 21

OCAK 22

OCAK 23

OCAK 24

OCAK 25

1,78

2,15

2,84

3,48

3,98

5,60

15,24

15,87

17,20

23,08

30,00
20,00
10,00
0,00

MAHLIÇ PAMUK

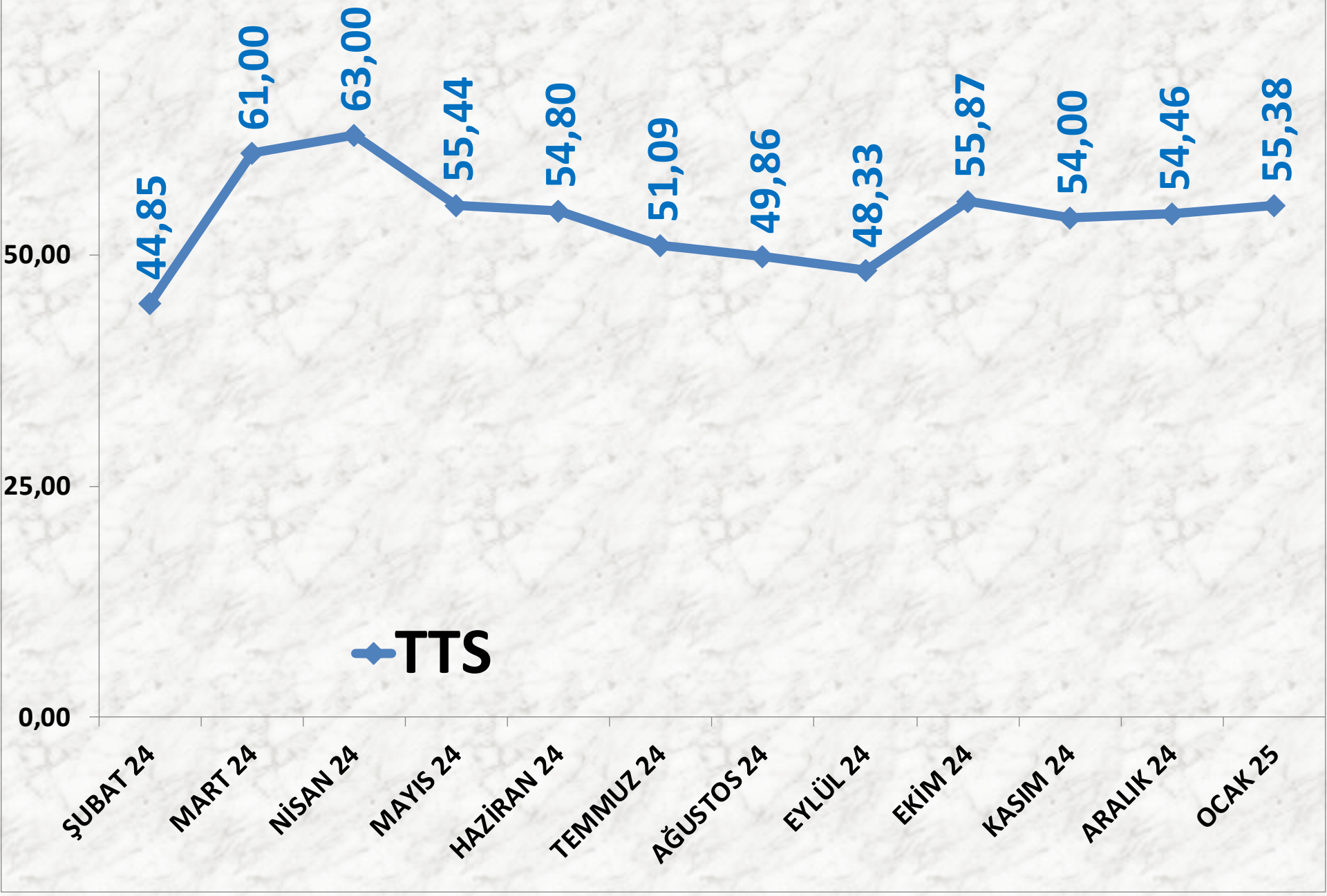
İŞLEM MİKTARI TON	2023 OCAK		2024 OCAK		2025 OCAK	
	MTS	469 TON	-26%	349 TON	-2%	342 TON

EN AZ FİYAT	2023 OCAK		2024 OCAK		2025 OCAK	
	MTS	37,00 TL	5%	39,00 TL	38%	54,00 TL

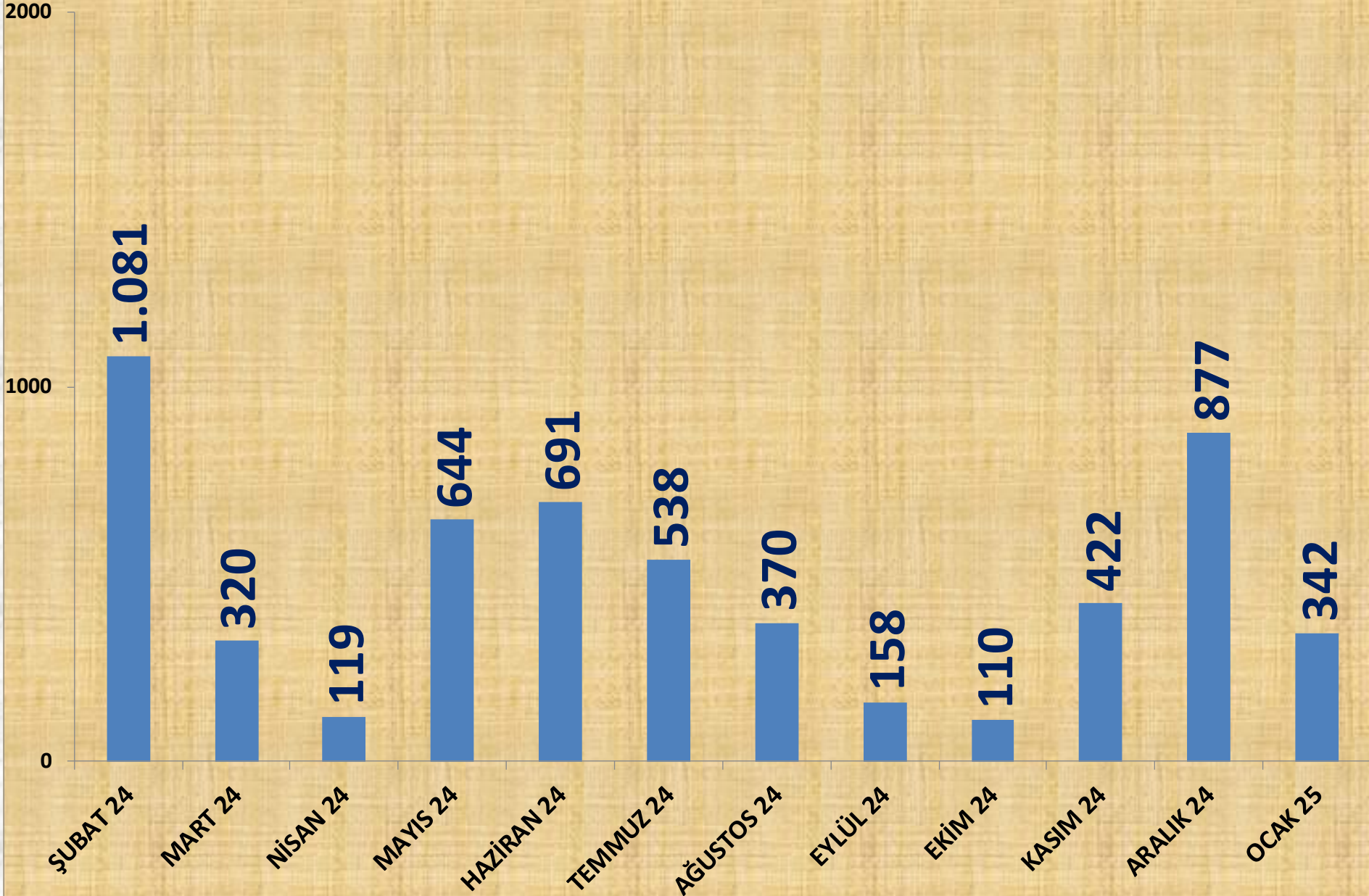
EN ÇOK FİYAT	2023 OCAK		2024 OCAK		2025 OCAK	
	MTS	41,53 TL	11%	46,00 TL	27%	58,50 TL

ORTALAMA FİYAT	2023 OCAK		2024 OCAK		2025 OCAK	
	MTS	38,59 TL	16%	44,94 TL	23%	55,38 TL

AYLIK MAHLIÇ PAMUK FİYAT TRENDİ (TL)



AYLIK MAHLIÇ PAMUK İŞLEM MİKTARI (TON)



OCAK 25

6%

ŞUBAT 24

19%

MART 24

6%

NİSAN 24

2%

MAYIS 24

11%

HAZİRAN 24

12%

TEMMUZ 24

10%

AĞUSTOS 24

7%

EYLÜL 24

3%

EKİM 24

2%

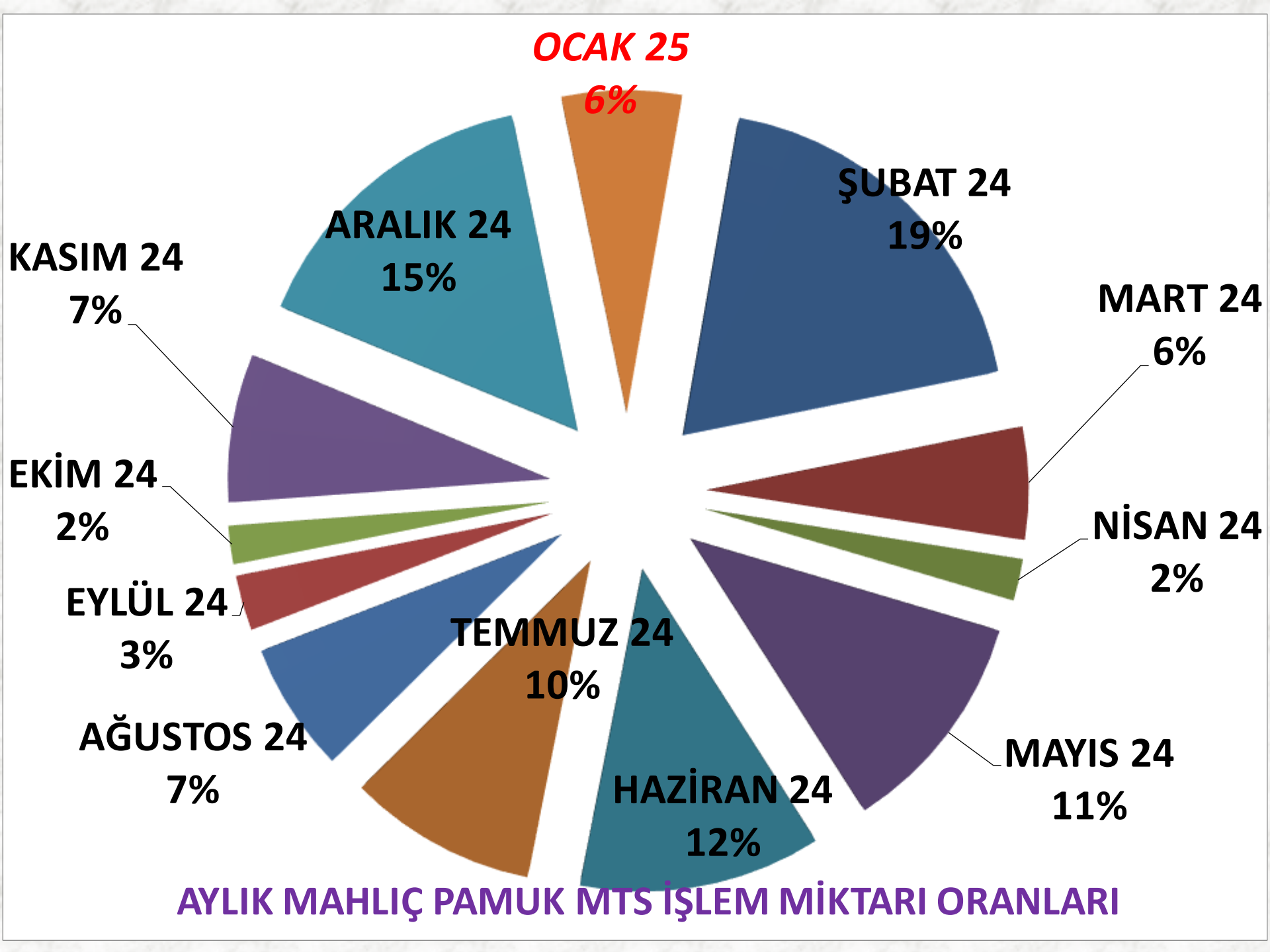
KASIM 24

7%

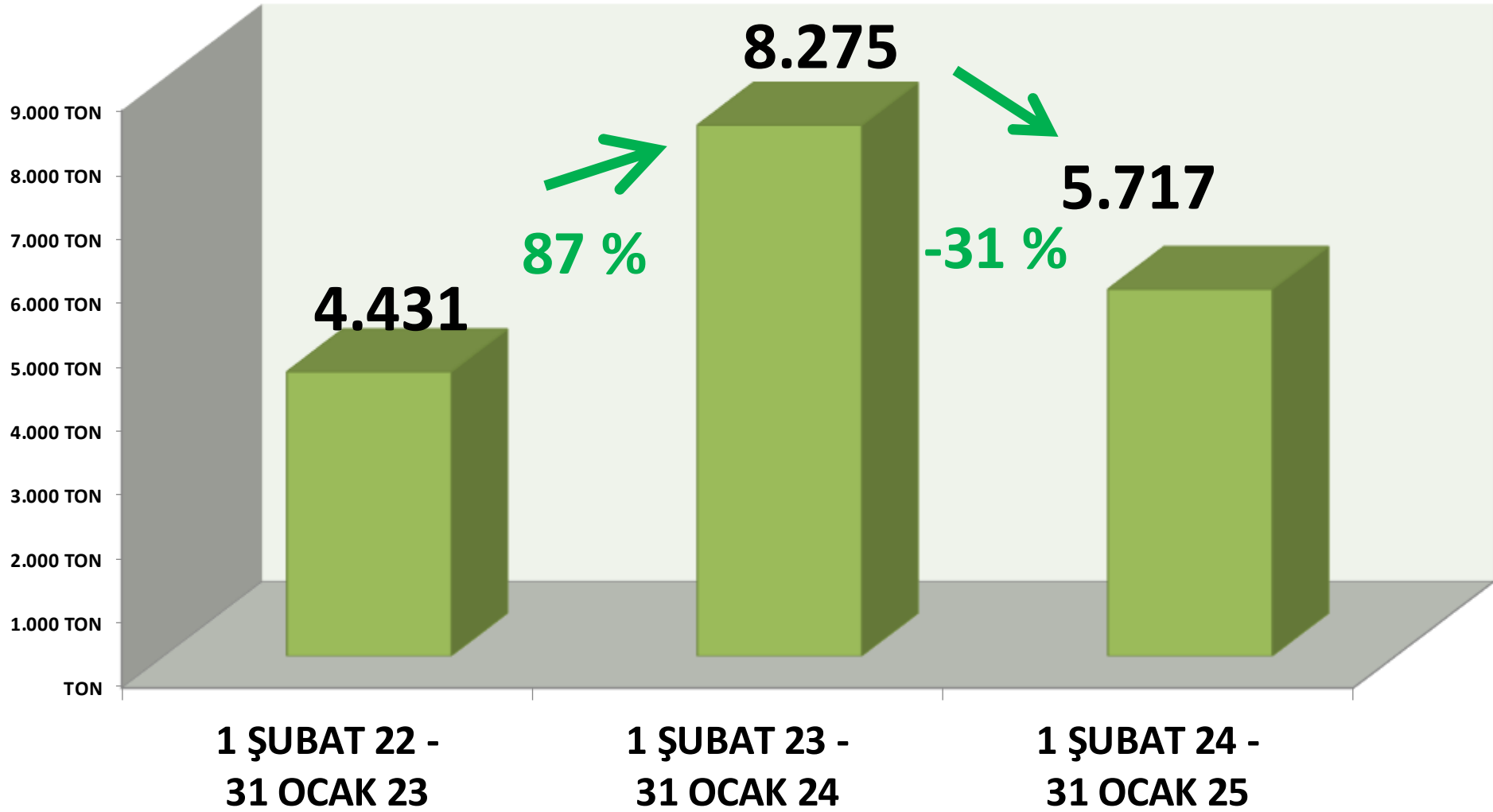
ARALIK 24

15%

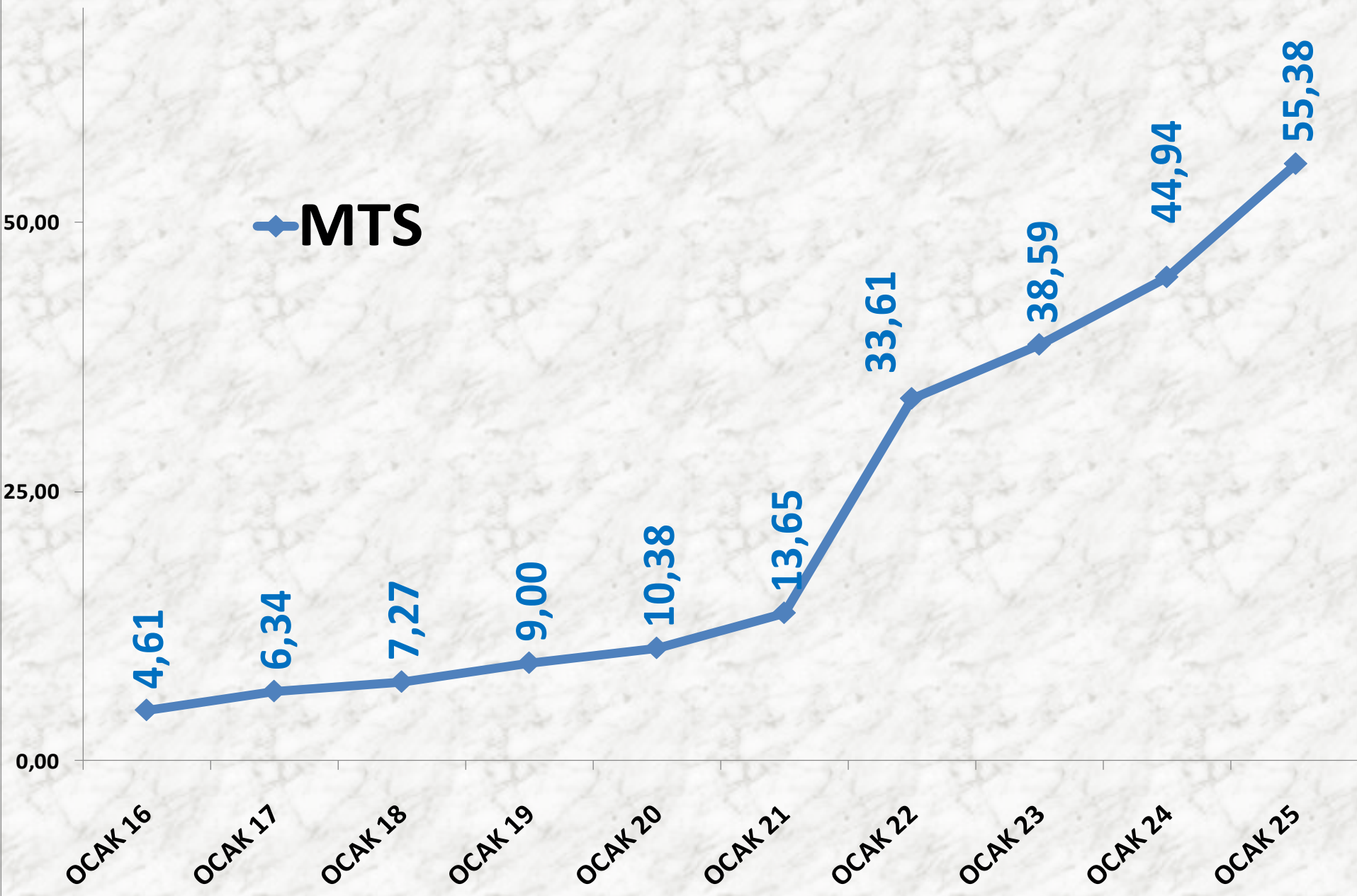
AYLIK MAHLIÇ PAMUK MTS İŞLEM MİKTARI ORANLARI



YILLIK MAHLIÇ PAMUK İŞLEM MİKTARI



OCAK AYLARI MAHLIÇ PAMUK FİYAT TRENDİ (TL)



KEKİK

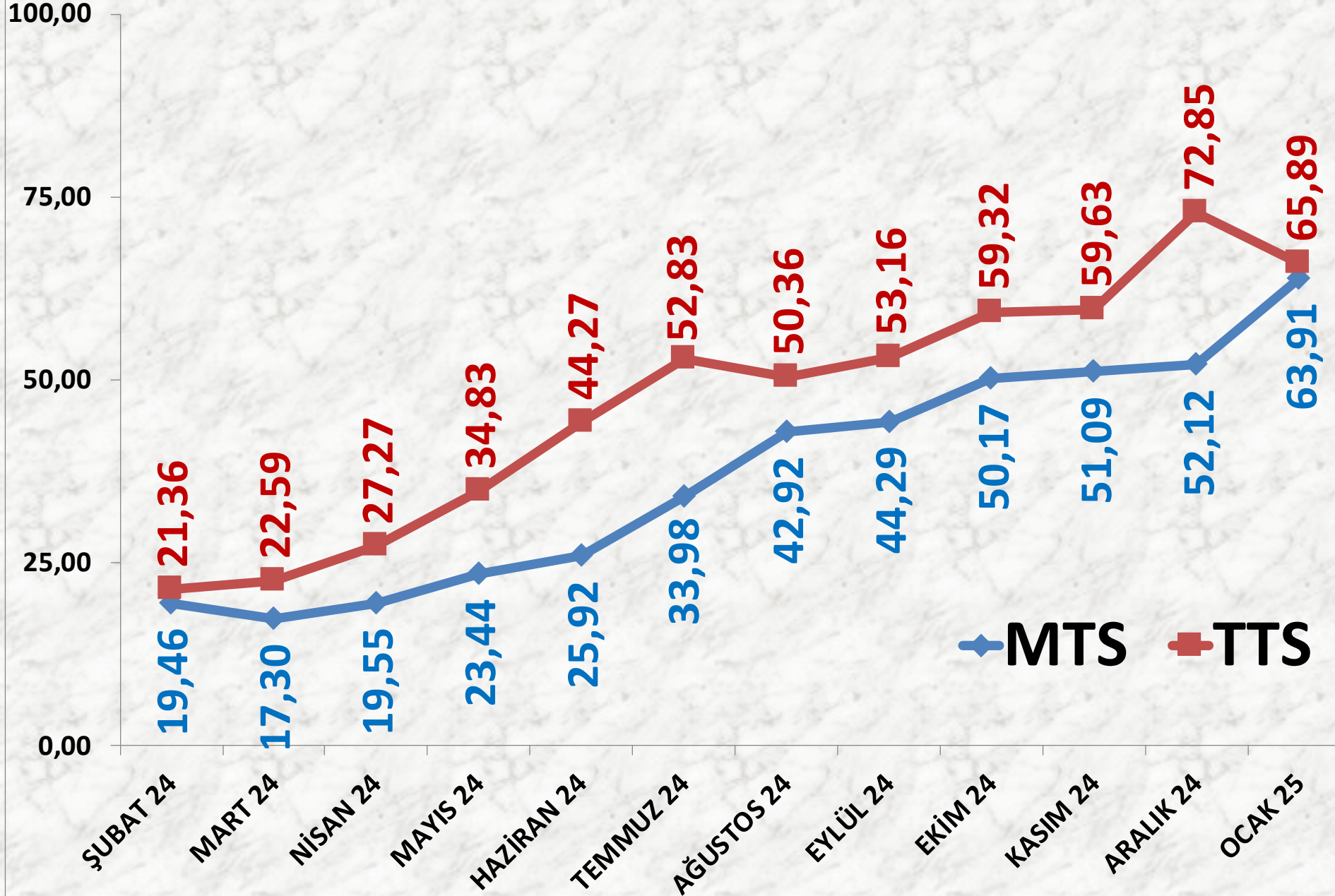
İŞLEM MİKTARI TON	2023 OCAK	2024 OCAK		2025 OCAK	
MTS	404 TON	81%	730 TON	-10%	654 TON
TTS	1.651 TON	-62%	624 TON	-1%	616 TON

EN AZ FİYAT	2023 OCAK	2024 OCAK		2025 OCAK	
MTS	16,00 TL	-23%	12,27 TL	149%	30,61 TL
TTS	17,50 TL	70%	29,70 TL	52%	45,00 TL

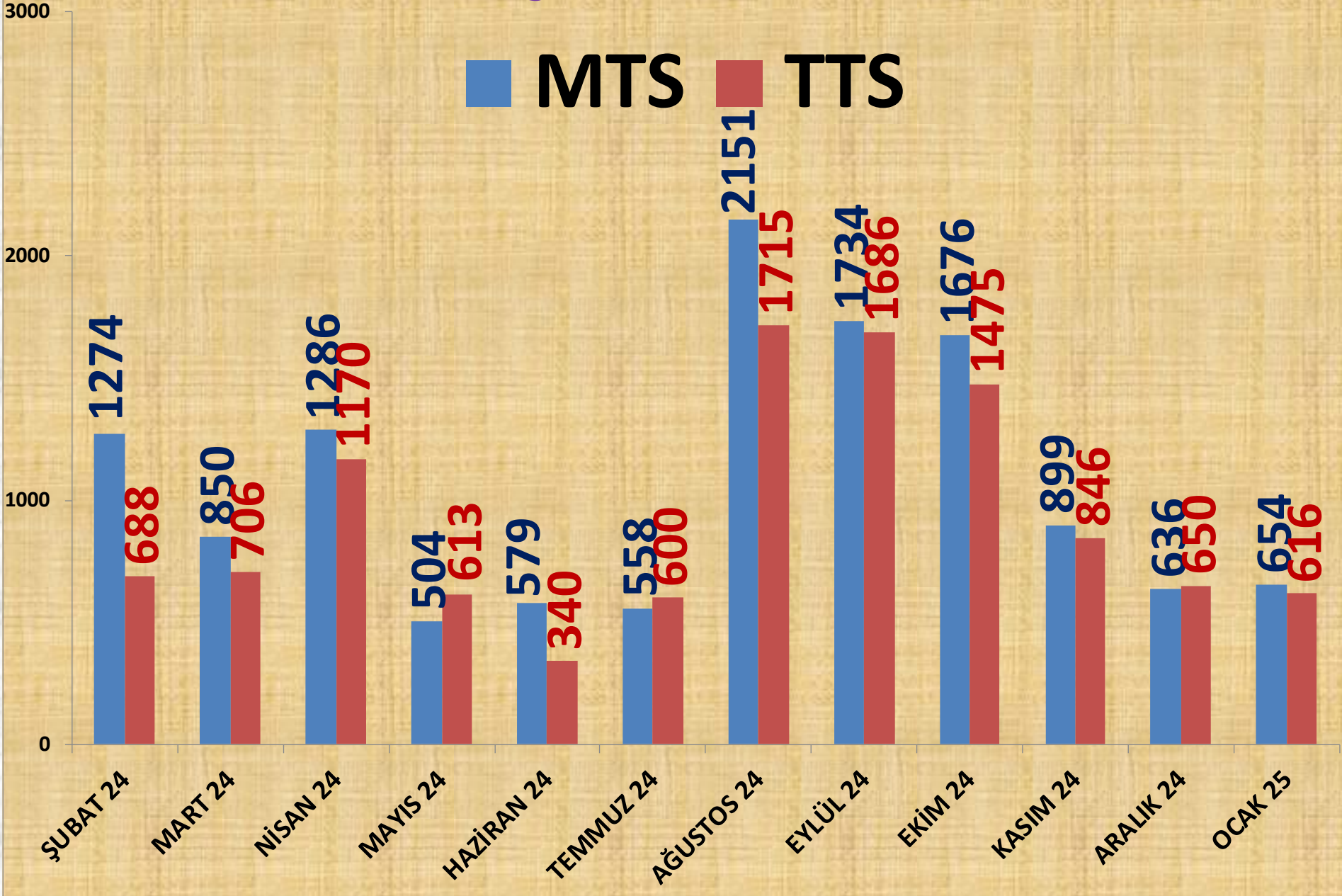
EN ÇOK FİYAT	2023 OCAK	2024 OCAK		2025 OCAK	
MTS	26,79 TL	43%	38,37 TL	108%	80,00 TL
TTS	51,56 TL	55%	80,00 TL	19%	95,00 TL

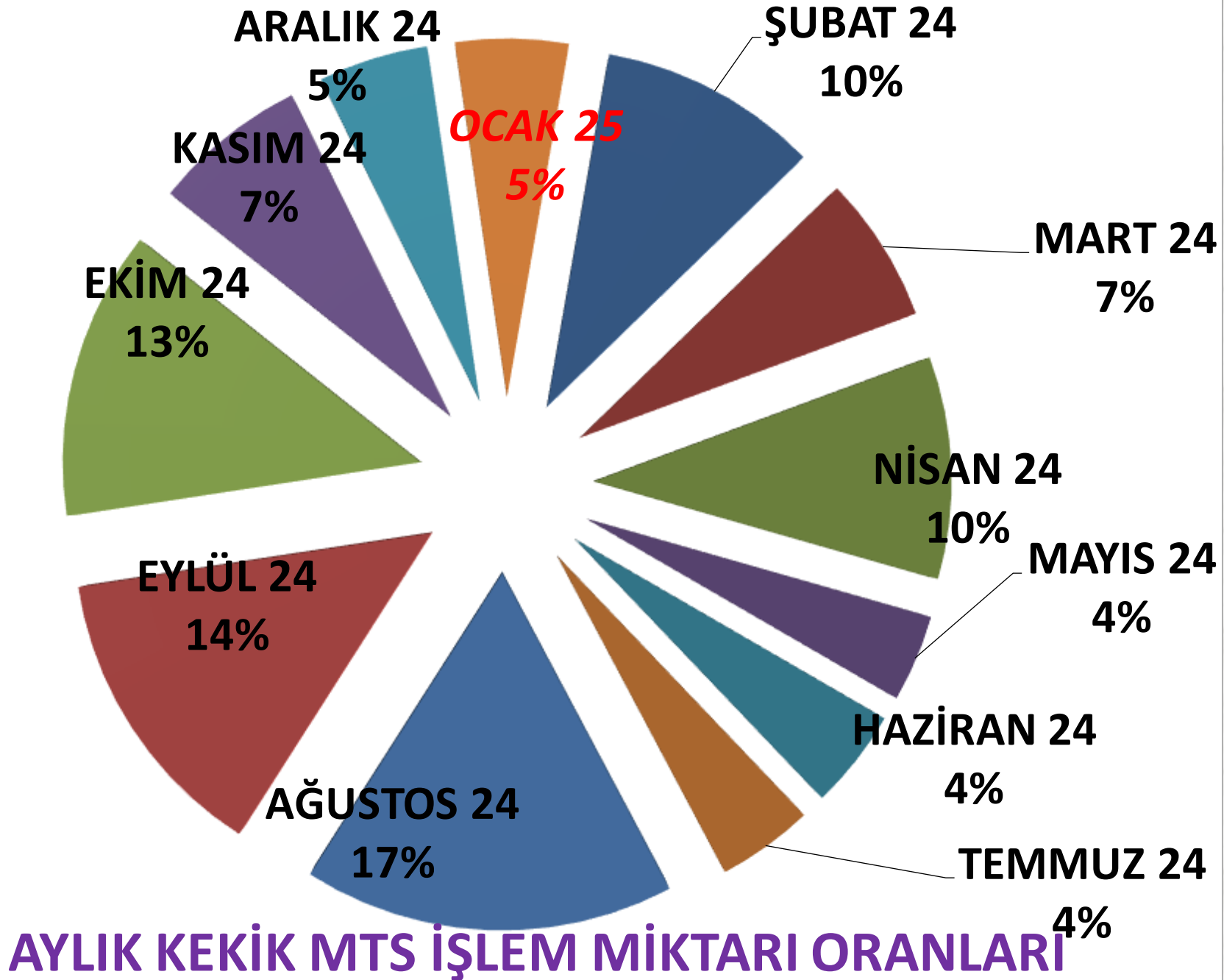
ORTALAMA FİYAT	2023 OCAK	2024 OCAK		2025 OCAK	
MTS	19,06 TL	19%	22,75 TL	181%	63,91 TL
TTS	24,57 TL	15%	28,21 TL	134%	65,89 TL

AYLIK KEKİK FİYAT TRENDİ (TL)



AYLIK KEKİK İŞLEM MİKTARI (TON)

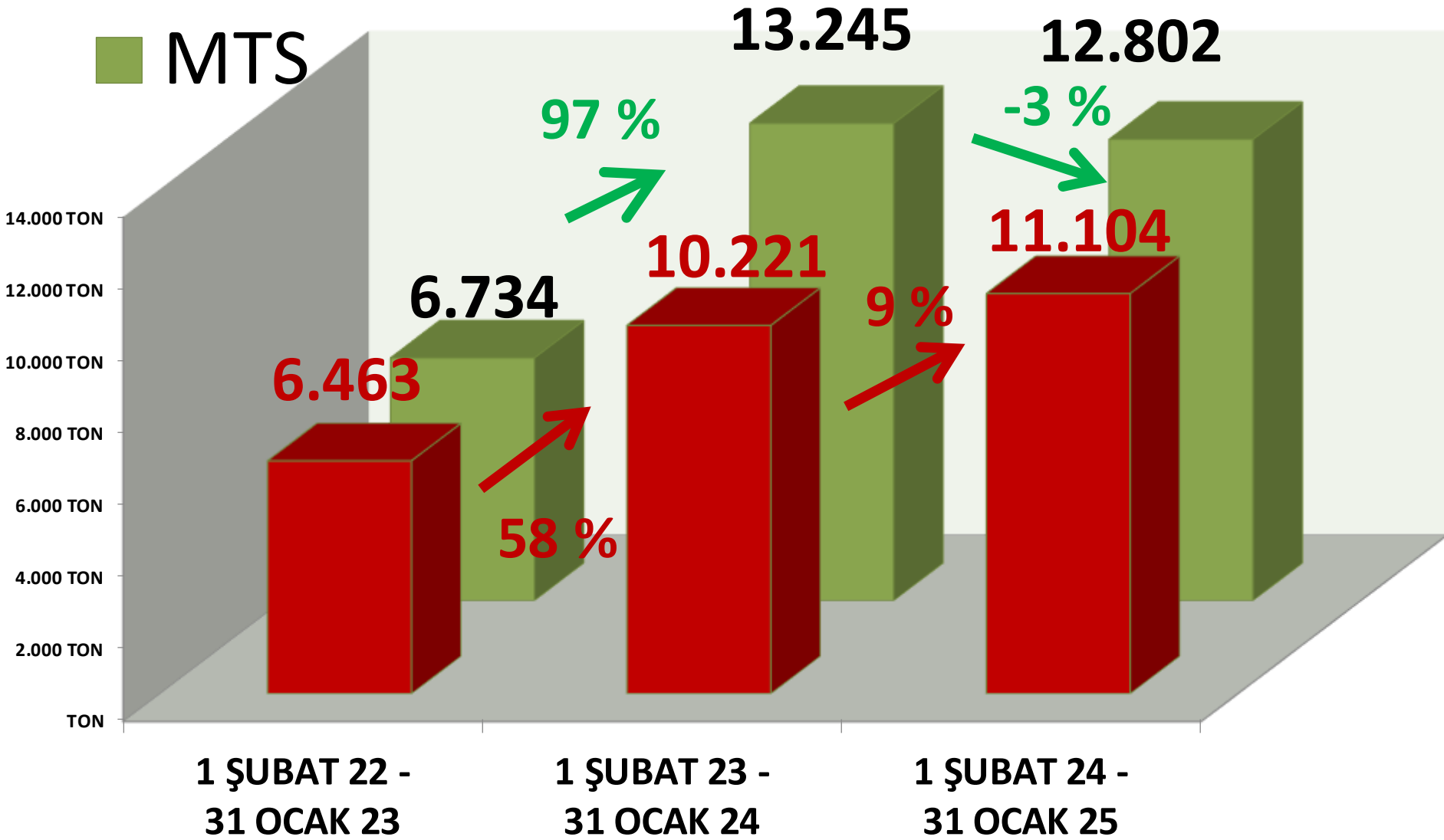




■ TTS

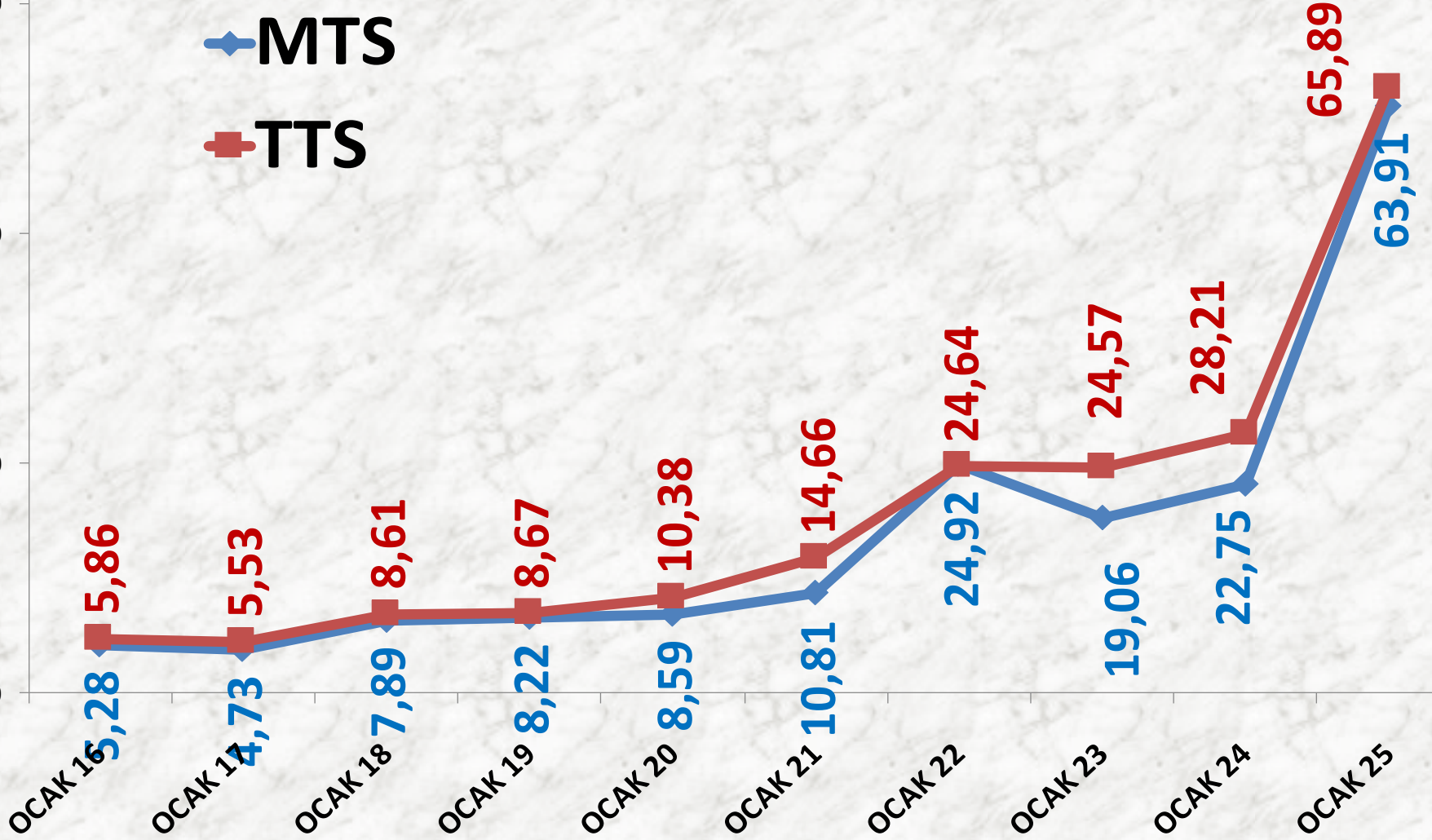
YILLIK KEKİK İŞLEM MİKTARI (TON)

■ MTS



OCAK AYLARI KEKİK FİYAT TRENDİ (TL)

◆ MTS
■ TTS



ANASON

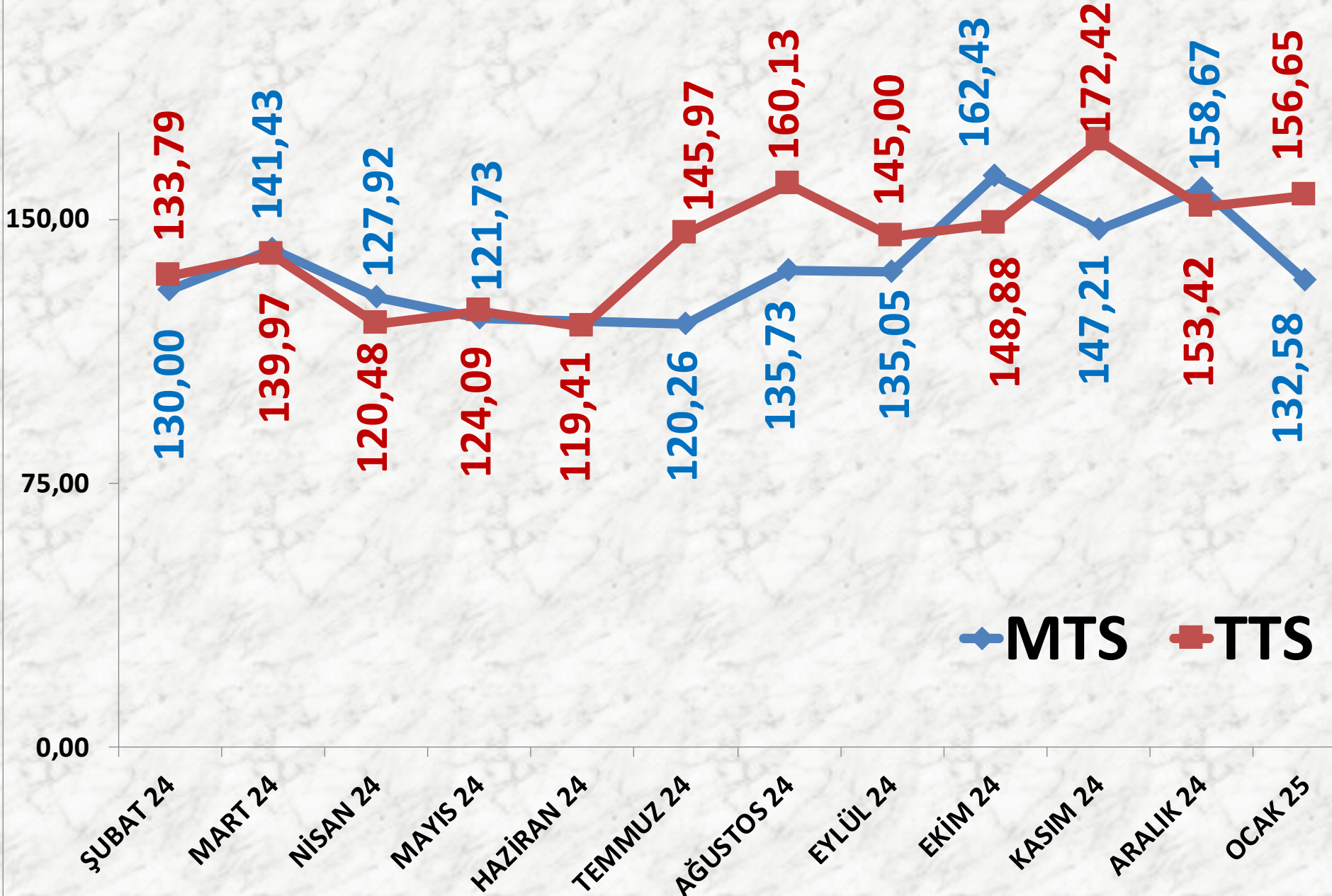
İŞLEM MİKTARI TON	2023 OCAK	2024 OCAK		2025 OCAK	
MTS	35 TON	-	TON	-	282 TON
TTS	8 TON	1249%	109 TON	56%	170 TON

EN AZ FİYAT	2023 OCAK	2024 OCAK		2025 OCAK	
MTS	80,00 TL	-	-	-	90,00 TL
TTS	68,59 TL	97%	135,00 TL	16%	156,44 TL

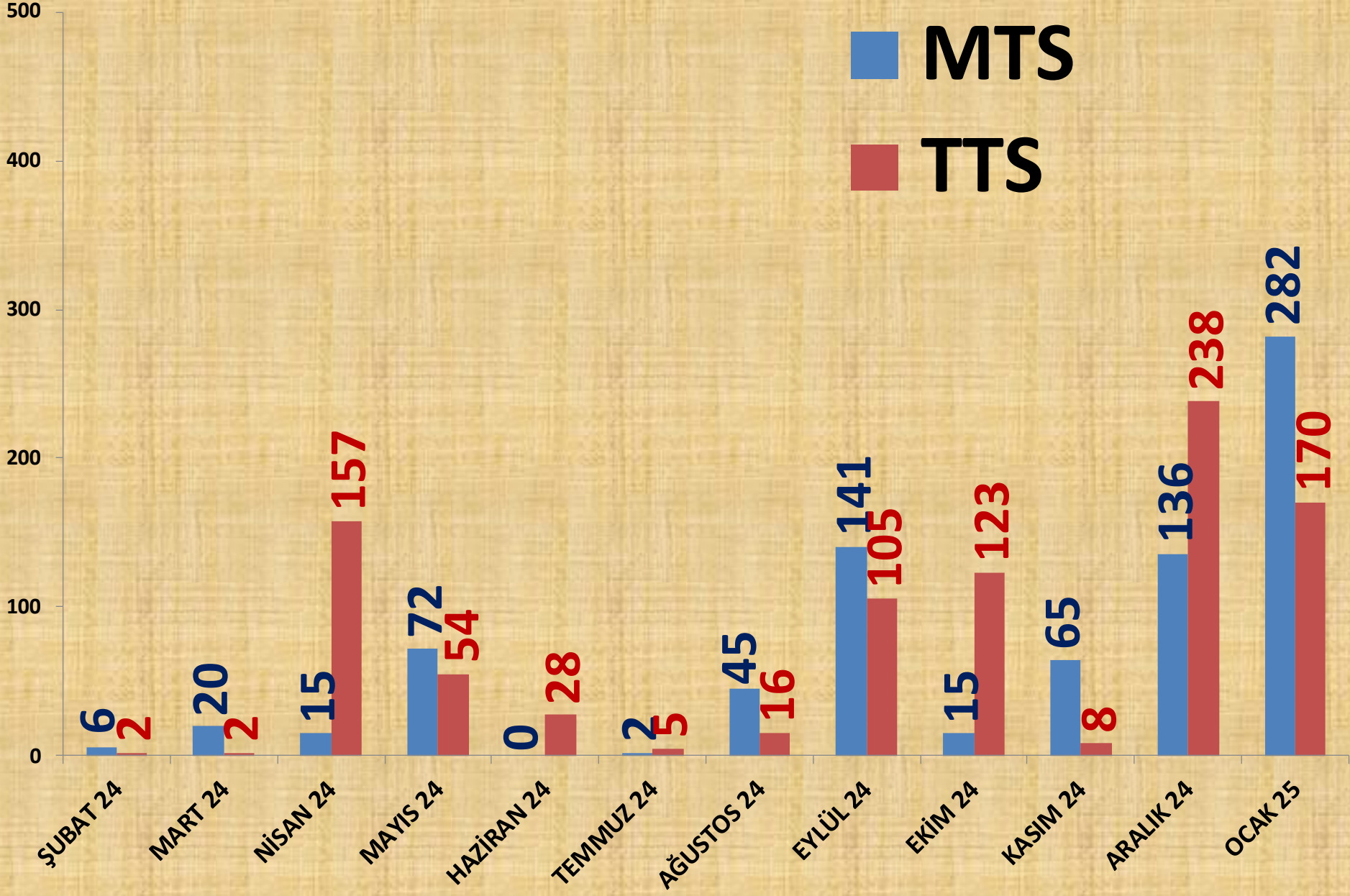
EN ÇOK FİYAT	2023 OCAK	2024 OCAK		2025 OCAK	
MTS	80,00 TL	-	-	-	155,00 TL
TTS	76,83 TL	90%	145,94 TL	37%	200,00 TL

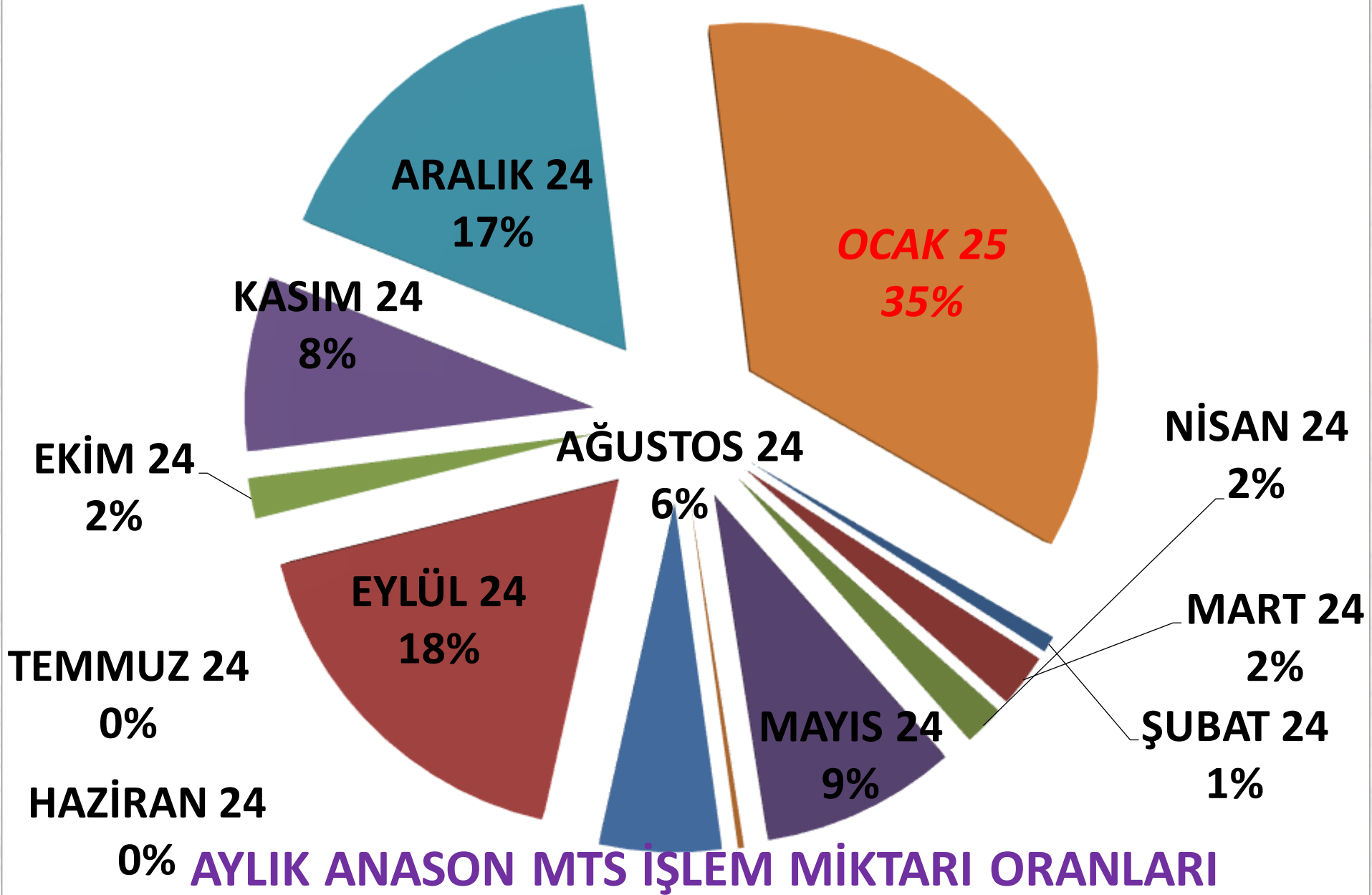
ORTALAMA FİYAT	2023 OCAK	2024 OCAK		2025 OCAK	
MTS	80,00 TL	-	-	-	132,58 TL
TTS	70,20 TL	93%	135,22 TL	16%	156,65 TL

AYLIK ANASON FİYAT TRENDİ (TL)



AYLIK ANASON İŞLEM MİKTARI (TON)

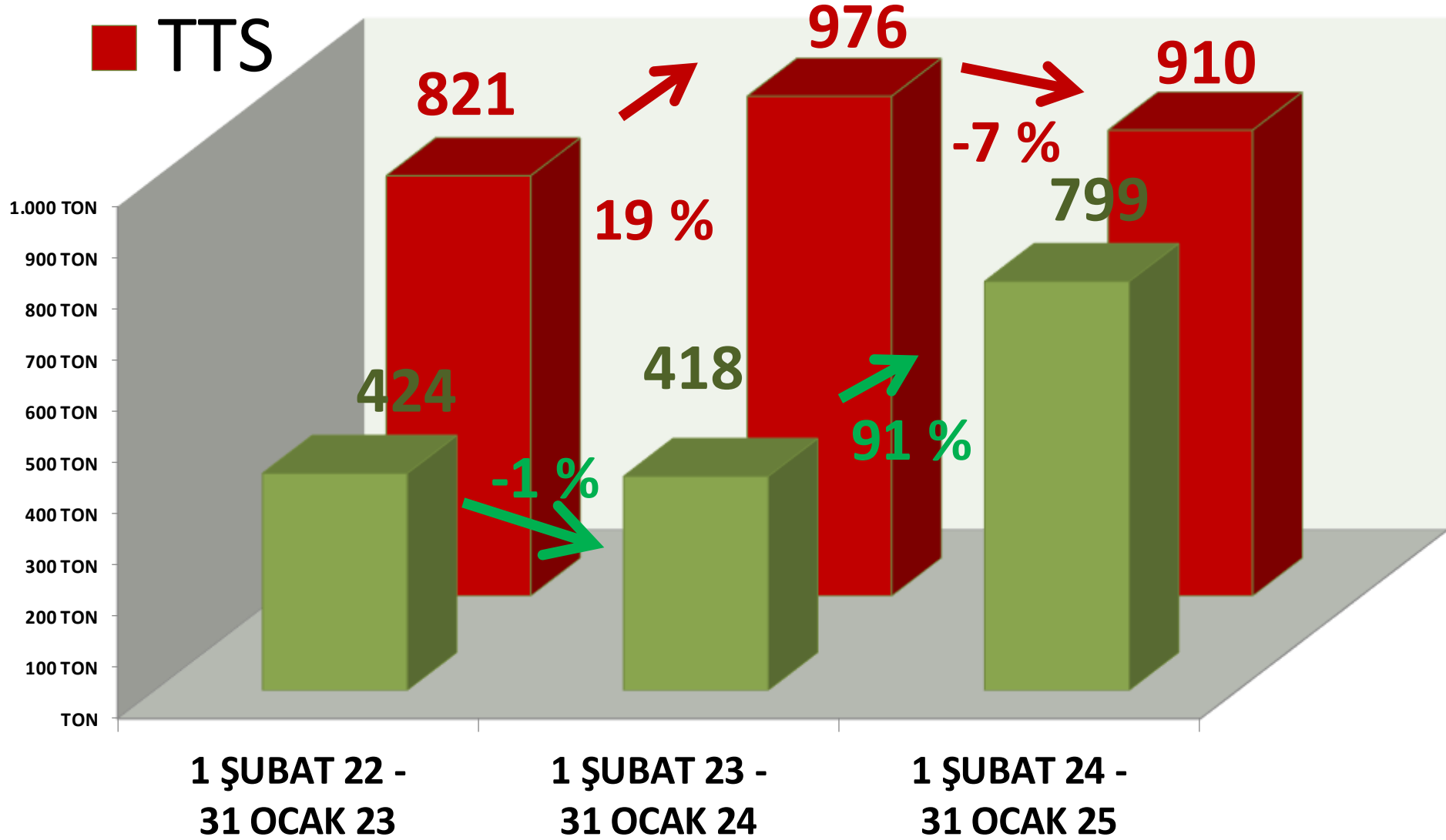




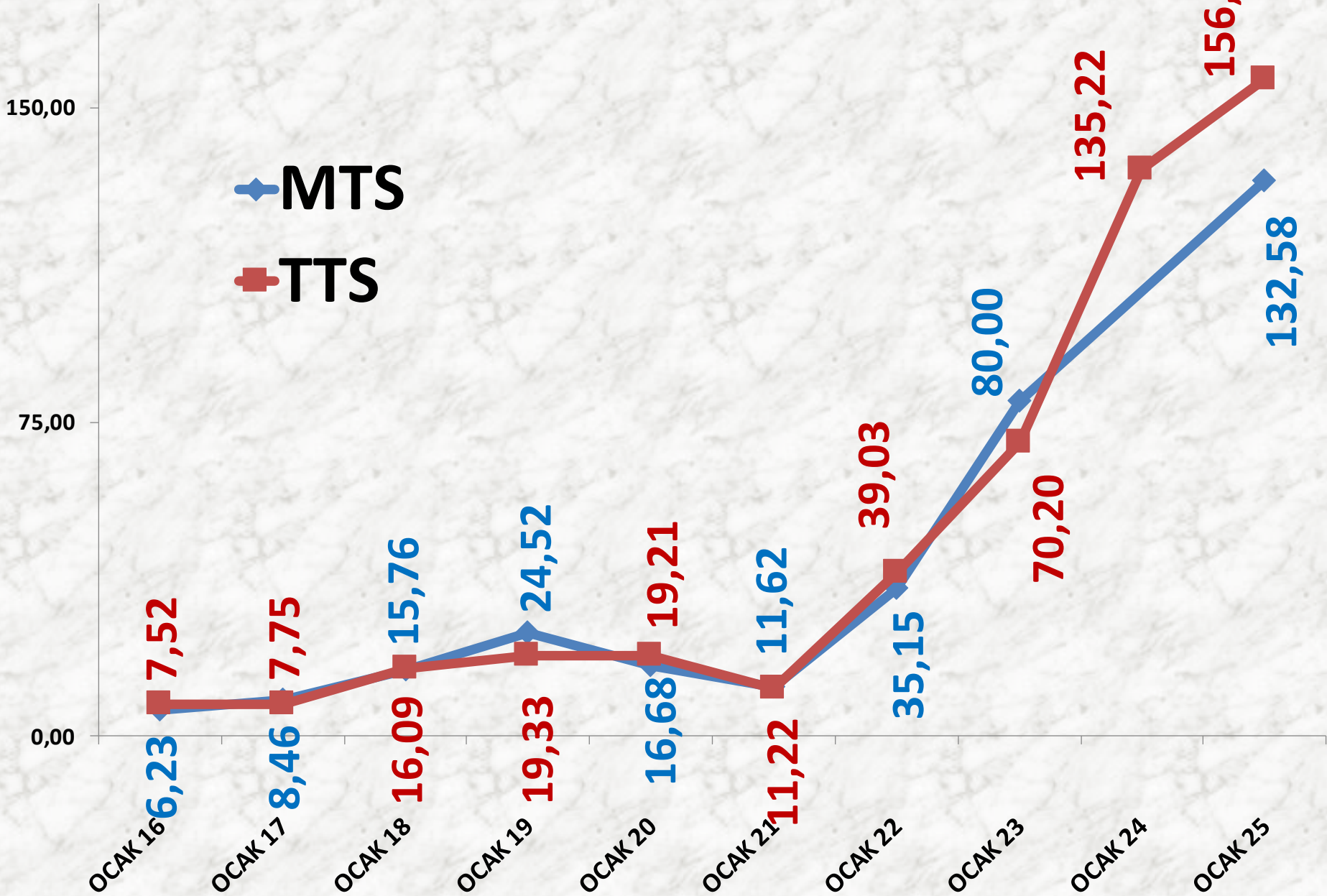
■ MTS

YILLIK ANASON İŞLEM MİKTARI (TON)

■ TTS



OCAK AYLARI ANASON FİYAT TRENDİ (TL)



YAPRAK TÜTÜN

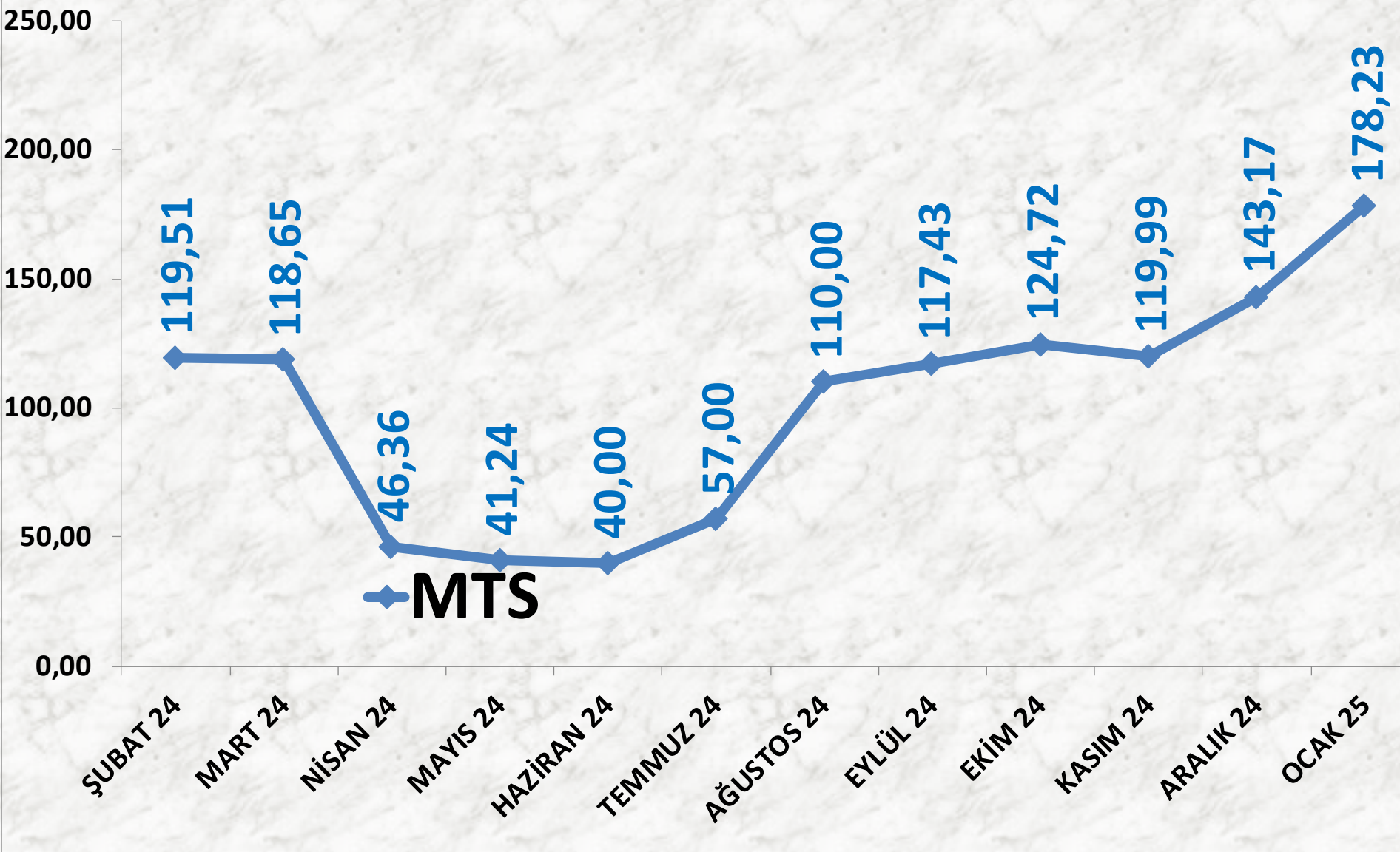
İŞLEM MİKTARI TON	2022 EYLÜL		2023 EYLÜL		2024 EYLÜL	
	MTS	263 TON	-15%	223 TON	242%	763 TON

EN AZ FİYAT	2022 EYLÜL		2023 EYLÜL		2024 EYLÜL	
	MTS	34,74 TL	29%	44,90 TL	-11%	40,00 TL

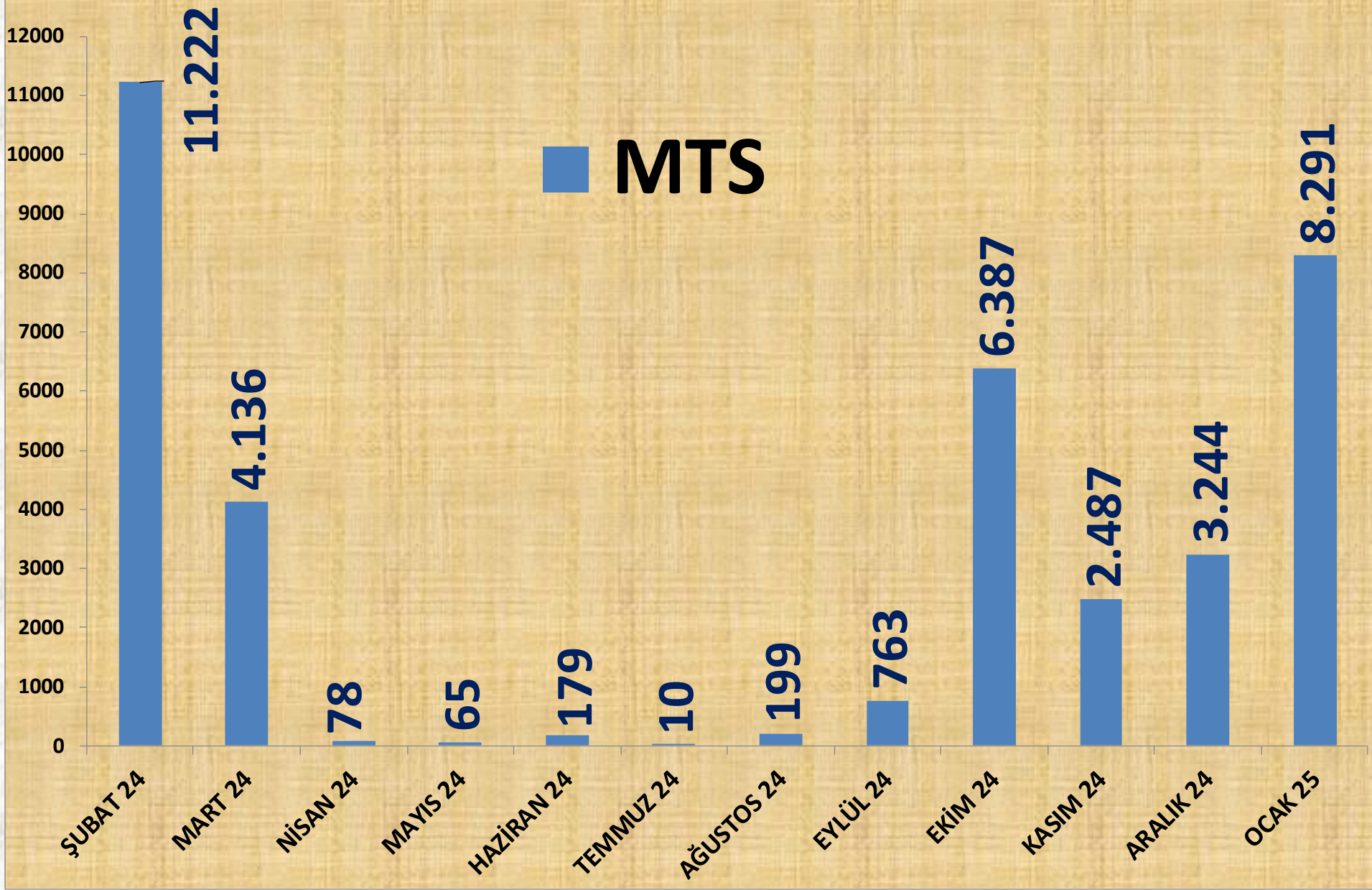
EN ÇOK FİYAT	2023 OCAK		2024 OCAK		2025 OCAK	
	MTS	76,53 TL	61%	123,18 TL	106%	253,35 TL

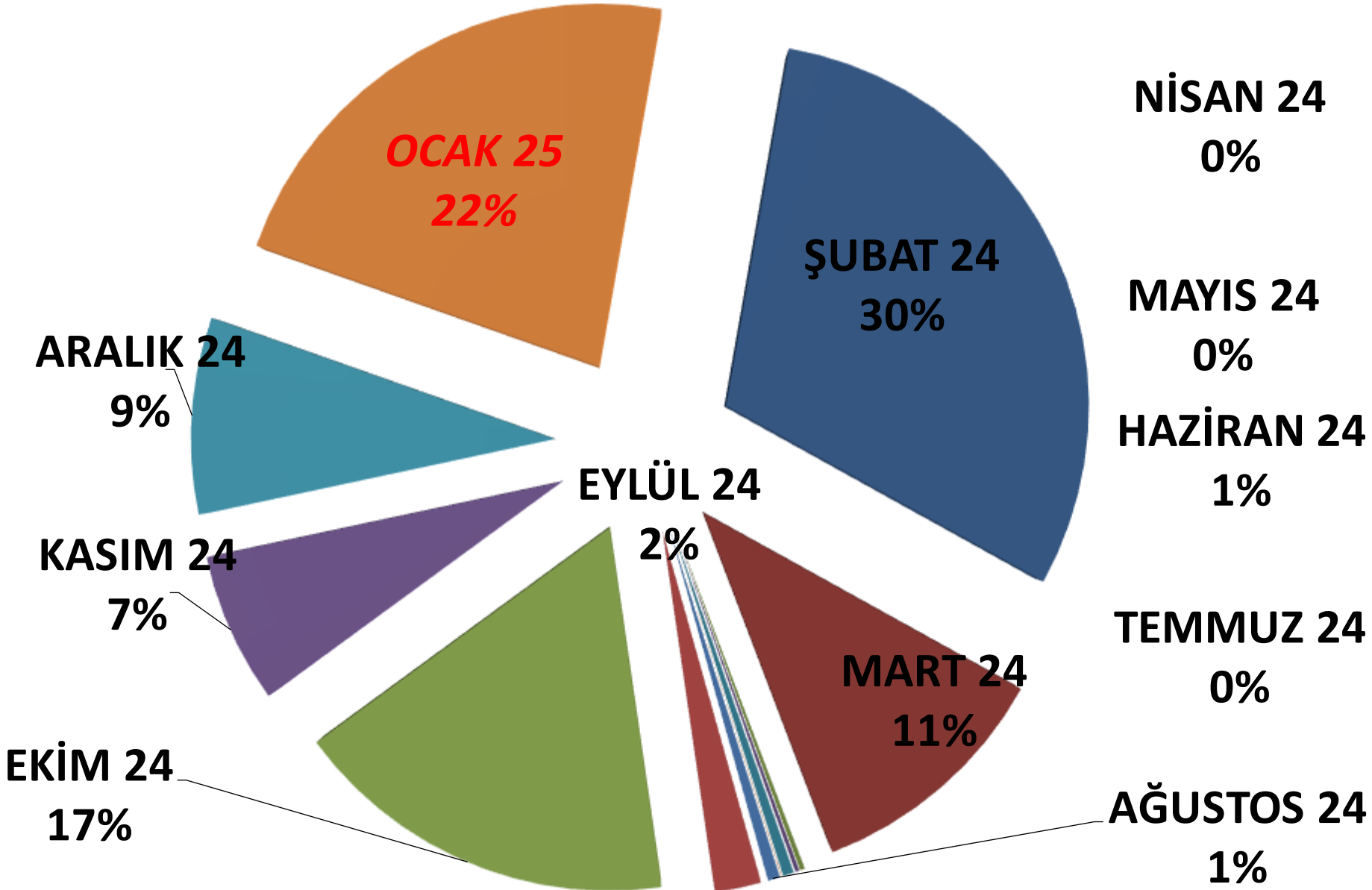
ORTALAMA FİYAT	2023 OCAK		2024 OCAK		2025 OCAK	
	MTS	46,94 TL	94%	90,86 TL	96%	178,23 TL

AYLIK TÜTÜN FİYAT TRENDİ_(TL)



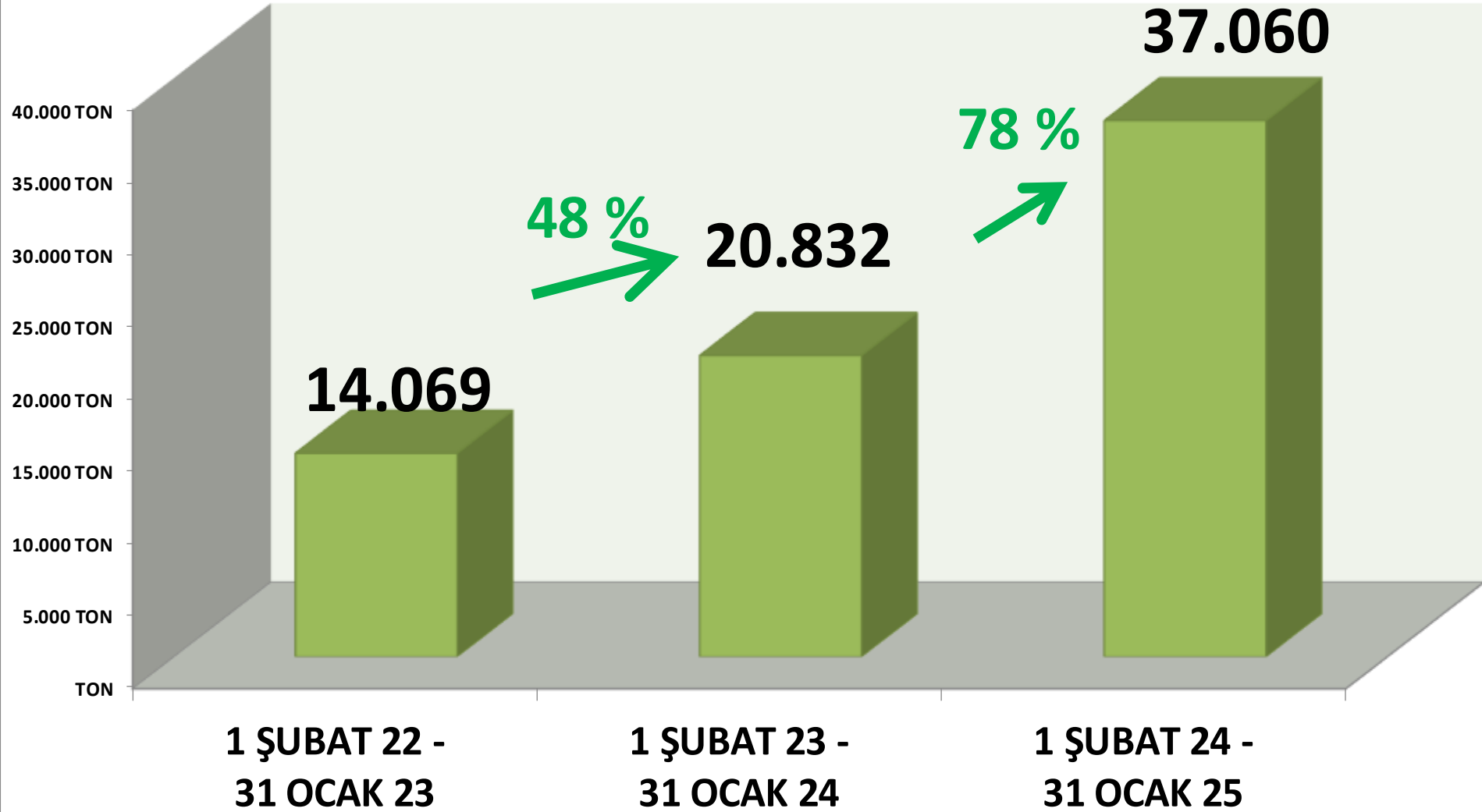
AYLIK TÜTÜN İŞLEM MİKTARI (TON)





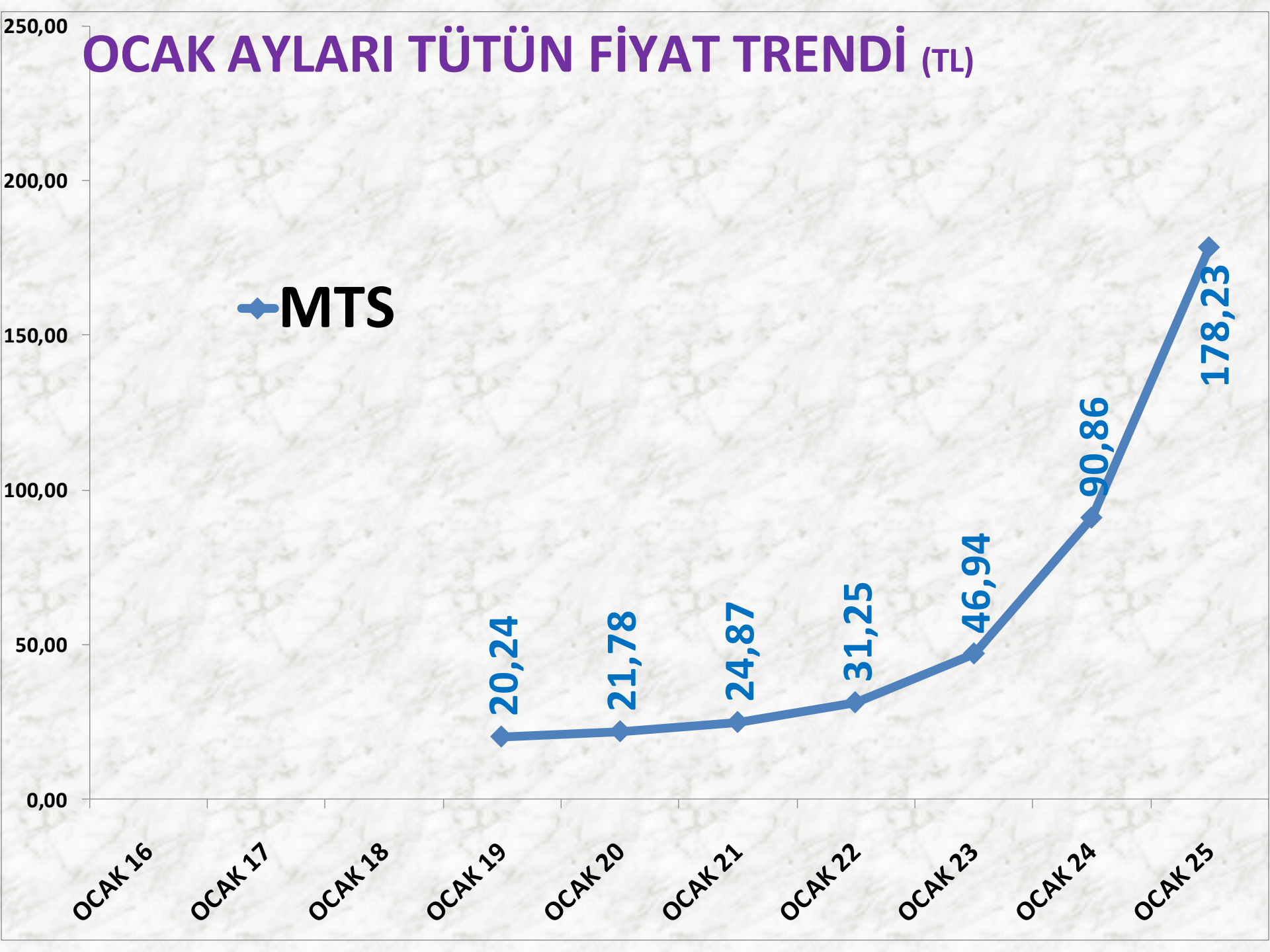
AYLIK TÛTÛN MTS İŐLEM MİKTARI ORANLARI

YILLIK TÜTÜN İŞLEM MİKTARI (TON)



OCAK AYLARI TÜTÜN FİYAT TRENDİ (TL)

◆ MTS



KASAPLIK CANLI HAYVAN

BÜYÜKBAŞ İŞLEM MİKTARI

İŞLEM MİKTARI ADET	2023 OCAK	2024 OCAK		2025 OCAK	
MTS	2.013 ADET	-2%	1.975 ADET	18%	2.338 ADET
TTS	759 ADET	47%	1.112 ADET	-37%	700 ADET

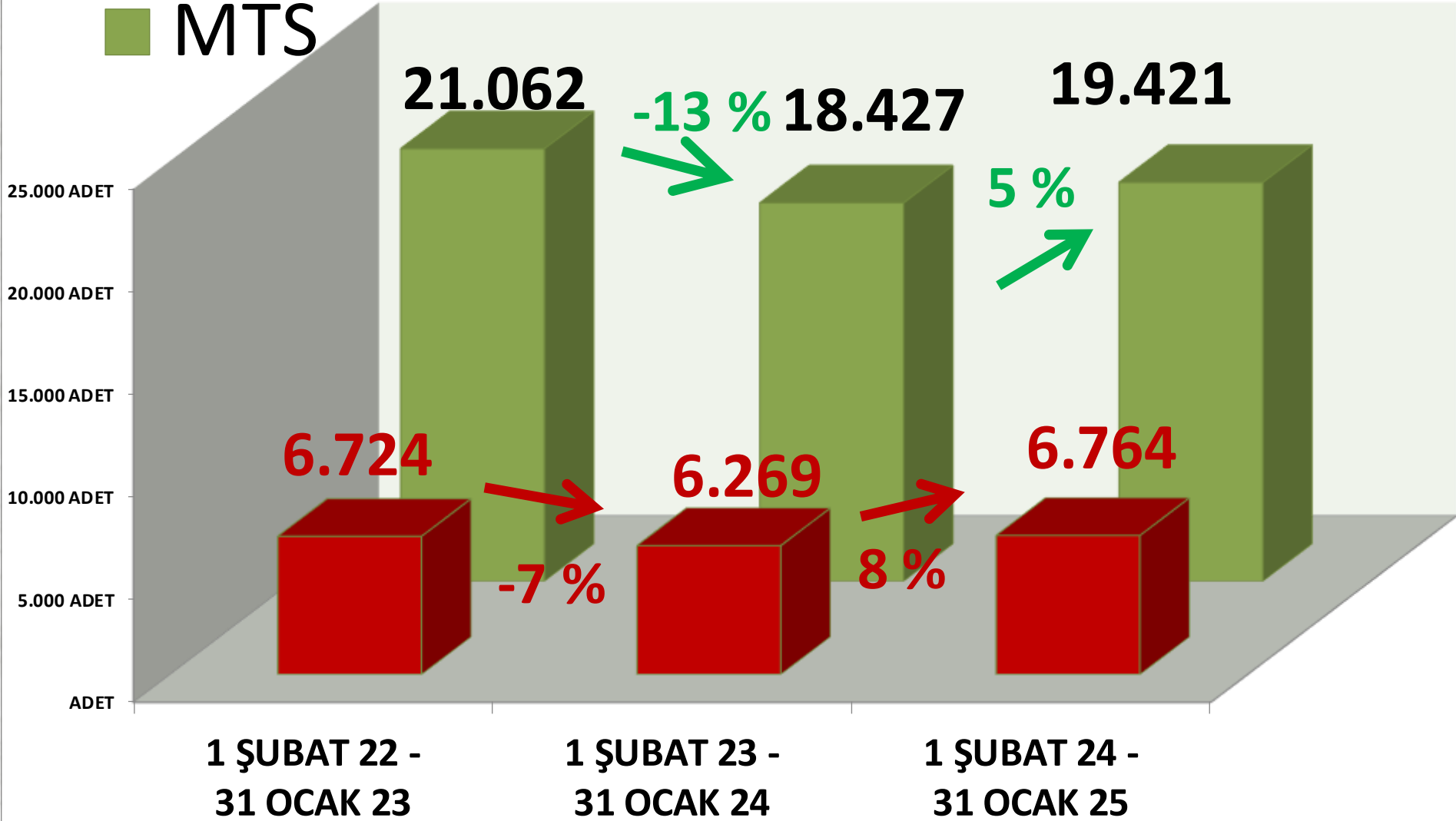
KÜÇÜKBAŞ İŞLEM MİKTARI

İŞLEM MİKTARI ADET	2023 OCAK	2024 OCAK		2025 OCAK	
MTS	4.610 ADET	55%	7.127 ADET	17%	8.345 ADET
TTS	110 ADET	-66%	37 ADET	238%	125 ADET

■ TTS

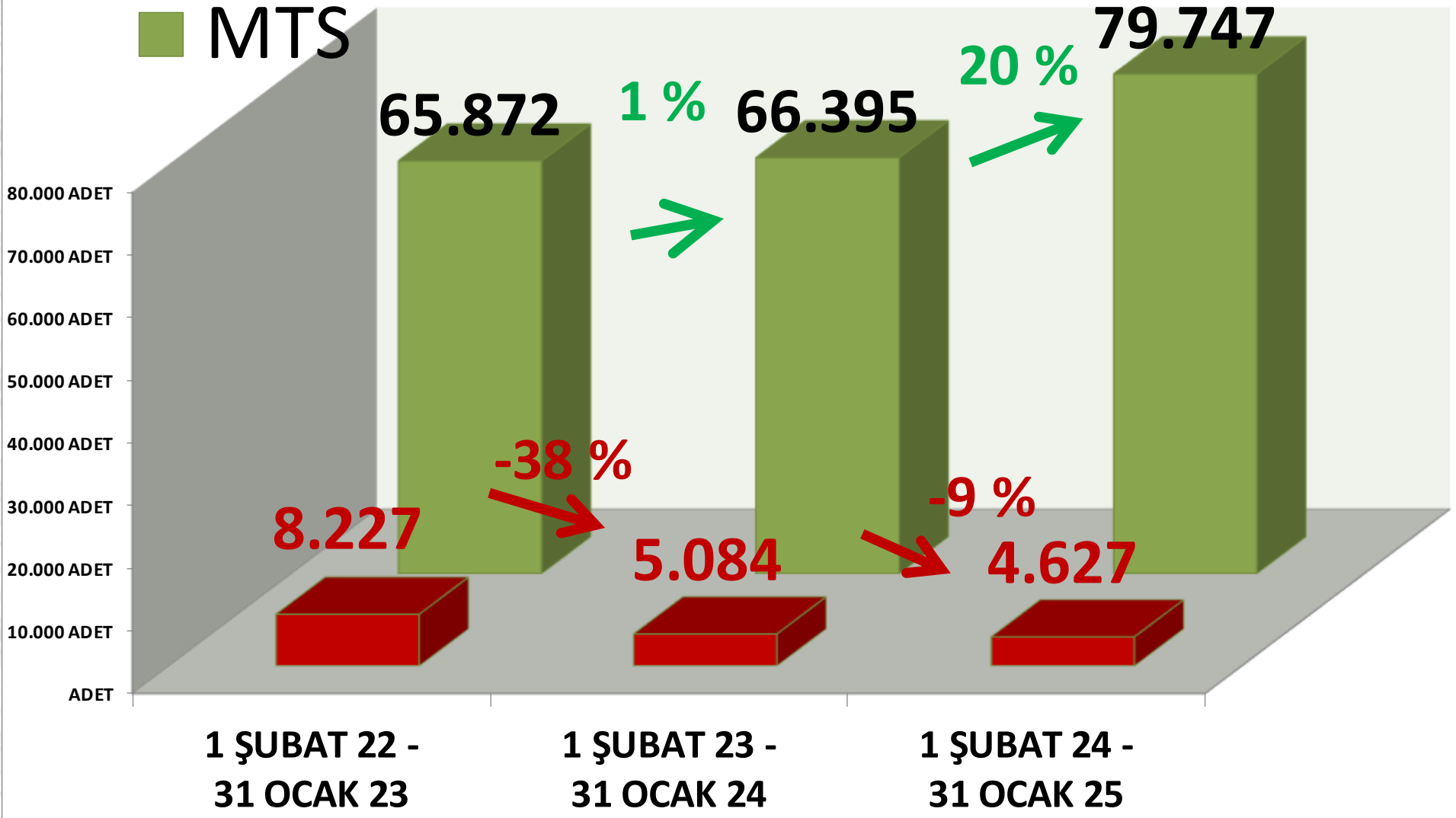
YILLIK BÜYÜKBAŞ İŞLEM MİKTARI (TON)

■ MTS



■ TTS YILLIK KÜÇÜKBAŞ İŞLEM MİKTARI (TON)

■ MTS





DİNLEDİĞİNİZ İÇİN
TEŞEKKÜR EDERİM

RECEP MENGİ

