

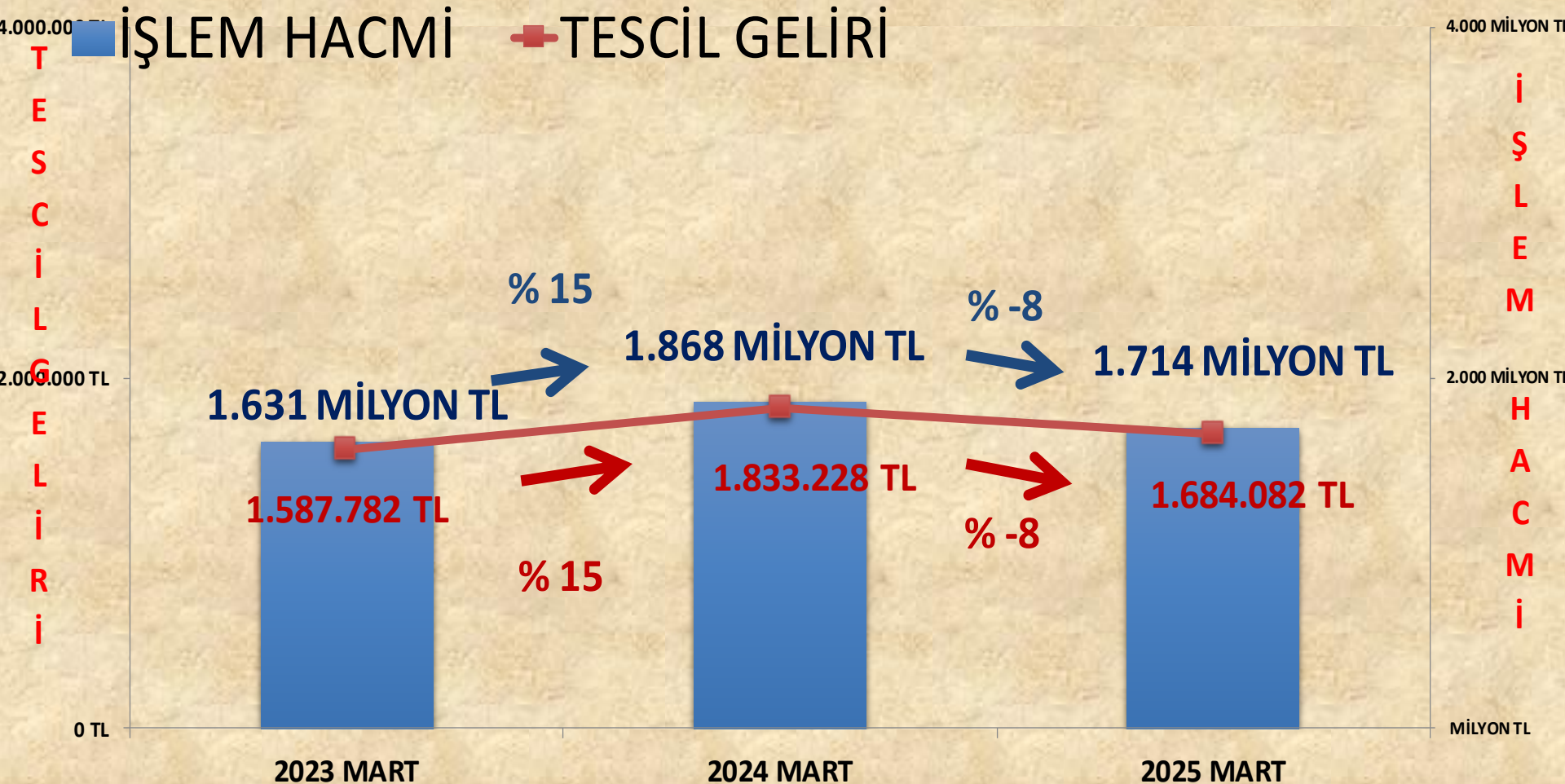


MART 2025 TESCİL SUNUMU



İŞLEM HACMİ VE TESCİL GELİRİ VERİLERİ

	2023 MART		2024 MART		2025 MART
İŞLEM HACMİ	1.631 MİLYON TL	15%	1.868 MİLYON TL	-8%	1.714 MİLYON TL
TESCİL GELİRİ	1.587.782 TL	15%	1.833.228 TL	-8%	1.684.082 TL



2024 MART

ÜRÜN GRUBU	Miktar(kg./lt/adet)	Tutar(TL)
BAKLİYAT VE MAMÜLLERİ	582.107	23.237.866
BİTKİSEL YAĞLAR	0	0
KOTASYON DIŐI ÜRÜNLER	145.342.590	1.289.790.581
HAM DERİLER VE BAĞIRSAKLAR	3.798	90.749
HAYVANSAL YAĞLAR	17	3.800
HUBUBAT .	9.280.899	76.340.300
HUBUBAT MAMÜLLERİ	113.722	1.419.988
KASAPLIK CANLI HAYVANLAR	8.882	198.136.795
KURU MEYVELER	796.291	60.648.352
ORMAN MAHSÜLLERİ	231.912	5.392.371
TEKSTİL HAMMADDELERİ	1.607.462	51.122.343
YAĞLI TOHUMLAR	3.404.230	161.437.593
<u>TOPLAM</u>	<i>161.371.911</i>	<i>1.867.620.737</i>

2025 MART

ÜRÜN GRUBU	Miktar(kg./lt/adet)	Tutar(TL)
BAKLİYAT VE MAMÜLLERİ	338.919	16.189.284
BİTKİSEL YAĞLAR	4.010	714.830
KOTASYON DIŞI ÜRÜNLER	35.800.795	842.453.594
HAM DERİLER VE BAĞIRSAKLAR	15.210	390.285
HAYVANSAL YAĞLAR	120	38.400
HUBUBAT .	12.351.384	138.350.856
HUBUBAT MAMÜLLERİ	439.380	7.427.258
KASAPLIK CANLI HAYVANLAR	8.708	352.126.571
KURU MEYVELER	758.718	72.314.667
ORMAN MAHSÜLLERİ	136.058	5.644.038
TEKSTİL HAMMADDELERİ	1.523.107	62.827.439
YAĞLI TOHUMLAR	5.000.515	244.534.743
<u>TOPLAM</u>	<i>56.376.924</i>	<i>1.743.011.965</i>

2024 MART - 2025 MART DEĞİŞİM

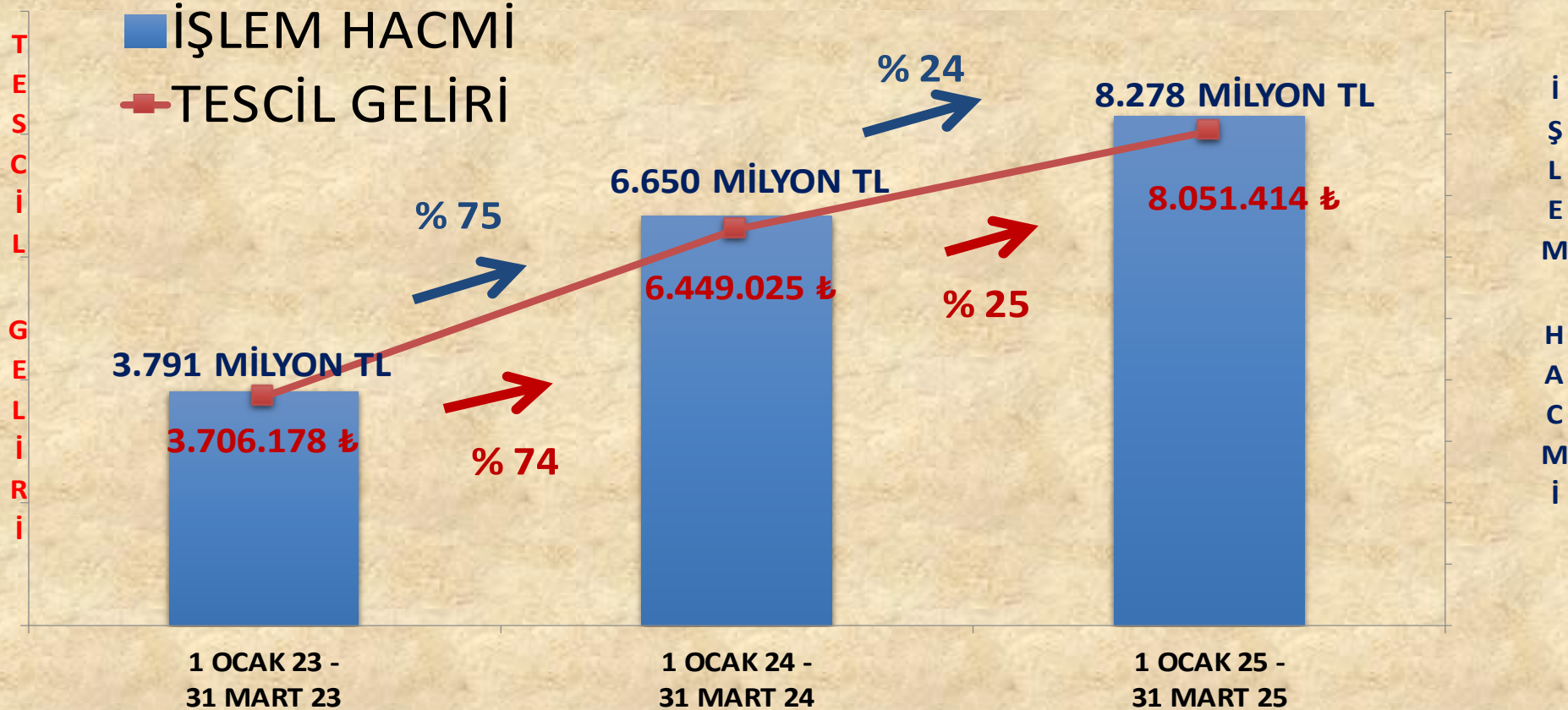
ÜRÜN GRUBU	Miktar(kg./lt/adet)	Tutar(TL)
BAKLİYAT VE MAMÜLLERİ	-243.188	-7.048.582
BİTKİSEL YAĞLAR	4.010	714.830
KOTASYON DIŞI ÜRÜNLER	-109.541.795	-447.336.987
HAM DERİLER VE BAĞIRSAKLAR	11.412	299.536
HAYVANSAL YAĞLAR	103	34.600
HUBUBAT .	3.070.485	62.010.557
HUBUBAT MAMÜLLERİ	325.658	6.007.269
KASAPLIK CANLI HAYVANLAR	-174	153.989.776
KURU MEYVELER	-37.573	11.666.315
ORMAN MAHSÜLLERİ	-95.854	251.667
TEKSTİL HAMMADDELERİ	-84.355	11.705.096
YAĞLI TOHUMLAR	1.596.285	83.097.150
<u>TOPLAM</u>	-104.994.987	-124.608.773

2024 MART - 2025 MART DEĞİŞİM ORANI

ÜRÜN GRUBU	Miktar(kg./lt/adet)	Tutar(TL)
BAKLİYAT VE MAMÜLLERİ	-42%	-30%
BİTKİSEL YAĞLAR	-	-
KOTASYON DIŞI ÜRÜNLER	-75%	-35%
HAM DERİLER VE BAĞIRSAKLAR	300%	330%
HAYVANSAL YAĞLAR	595%	911%
HUBUBAT .	33%	81%
HUBUBAT MAMÜLLERİ	286%	423%
KASAPLIK CANLI HAYVANLAR	-2%	78%
KURU MEYVELER	-5%	19%
ORMAN MAHSÜLLERİ	-41%	5%
TEKSTİL HAMMADDELERİ	-5%	23%
YAĞLI TOHUMLAR	47%	51%
<u>TOPLAM</u>	-65%	-7%

İŞLEM HACMİ VE TESCİL GELİRİ VERİLERİ

	1 OCAK 23 - 31 MART 23	1 OCAK 24 - 31 MART 24		1 OCAK 25 - 31 MART 25	
İŞLEM HACMI	3.791 MİLYON TL	75%	6.650 MİLYON TL	24%	8.278 MİLYON TL
TESCİL GELİRİ	3.706.178 TL	74%	6.449.025 TL	25%	8.051.414 TL



1 OCAK - 31 MART 2024

	Miktar(kg./lt/adet)	Tutar(TL)
BAKLİYAT VE MAMÜLLERİ	1.788.297	76.785.224
BİTKİSEL YAĞLAR	50	22.500
KOTASYON DIŐI ÜRÜNLER	413.749.253	4.203.343.882
HAM DERİLER VE BAĞIRSAKLAR	18.378	336.663
HAYVANSAL YAĞLAR	82	19.300
HUBUBAT .	95.239.551	633.091.588
HUBUBAT MAMÜLLERİ	894.304	8.642.728
KASAPLIK CANLI HAYVANLAR	26.192	560.638.581
KURU MEYVELER	1.829.885	129.336.142
ORMAN MAHSÜLLERİ	474.817	9.460.785
TEKSTİL HAMMADDELERİ	18.855.174	414.156.370
YAĞLI TOHUMLAR	17.032.743	614.491.171
<u>TOPLAM</u>	549.908.725	6.650.324.934

1 OCAK - 31 MART 2025

	Miktar(kg./lt/adet)	Tutar(TL)
BAKLİYAT VE MAMÜLLERİ	1.281.293	69.466.797
BITKİSEL YAĞLAR	5.518	1.067.116
KOTASYON DIŐI ÜRÜNLER	309.918.276	5.418.295.082
HAM DERİLER VE BAĞIRSAKLAR	43.694	1.060.933
HAYVANSAL YAĞLAR	920	338.552
HUBUBAT .	49.303.728	481.667.829
HUBUBAT MAMÜLLERİ	1.291.422	21.584.122
KASAPLIK CANLI HAYVANLAR	29.830	1.040.638.642
KURU MEYVELER	1.618.833	158.357.367
ORMAN MAHSÜLLERİ	703.484	19.823.876
TEKSTİL HAMMADDELERİ	8.479.985	270.171.358
YAĞLI TOHUMLAR	16.852.062	795.067.361
<u>TOPLAM</u>	389.529.045	8.277.539.033

1 OCAK - 31 MART 2024-25 DEĞİŞİM

	Miktar(kg./lt/adet)	Tutar(TL)
BAKLİYAT VE MAMÜLLERİ	-507.004	-7.318.427
BITKİSEL YAĞLAR	5.468	1.044.616
KOTASYON DIŞI ÜRÜNLER	-103.830.976	1.214.951.199
HAM DERİLER VE BAĞIRSAKLAR	25.316	724.270
HAYVANSAL YAĞLAR	838	319.252
HUBUBAT .	-45.935.823	-151.423.759
HUBUBAT MAMÜLLERİ	397.118	12.941.394
KASAPLIK CANLI HAYVANLAR	3.638	480.000.061
KURU MEYVELER	-211.051	29.021.225
ORMAN MAHSÜLLERİ	228.666	10.363.091
TEKSTİL HAMMADDELERİ	-10.375.189	-143.985.013
YAĞLI TOHUMLAR	-180.681	180.576.190
<u>TOPLAM</u>	-160.379.680	1.627.214.098

1 OCAK - 31 MART 2024 -25 DEĞİŞİM ORANI

	Miktar(kg./lt/adet)	Tutar(TL)
BAKLİYAT VE MAMÜLLERİ	-28%	-10%
BİTKİSEL YAĞLAR	10935%	4643%
KOTASYON DIŞI ÜRÜNLER	-25%	29%
HAM DERİLER VE BAĞIRSAKLAR	138%	215%
HAYVANSAL YAĞLAR	1018%	1654%
HUBUBAT .	-48%	-24%
HUBUBAT MAMÜLLERİ	44%	150%
KASAPLIK CANLI HAYVANLAR	14%	86%
KURU MEYVELER	-12%	22%
ORMAN MAHSÜLLERİ	48%	110%
TEKSTİL HAMMADDELERİ	-55%	-35%
YAĞLI TOHUMLAR	-1%	29%
<u>TOPLAM</u>	-29%	24%

ARPA

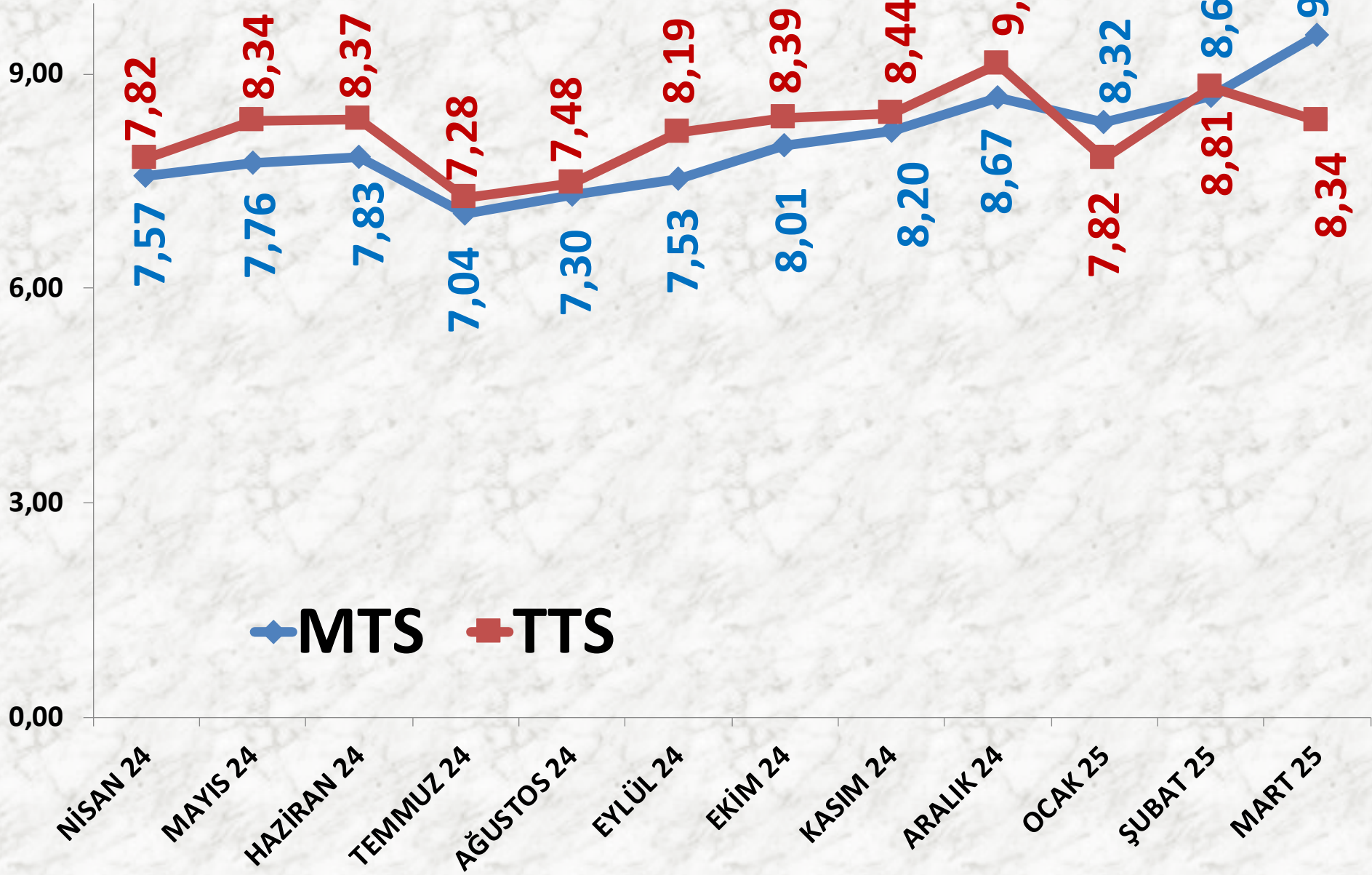
İŞLEM MİKTARI TON	2023 MART	2024 MART		2025 MART	
MTS	197 TON	181%	554 TON	-45%	302 TON
TTS	5.599 TON	-98%	132 TON	2190%	3.033 TON

EN AZ FİYAT	2023 MART	2024 MART		2025 MART	
MTS	5,50 TL	0%	5,50 TL	18%	6,50 TL
TTS	4,15 TL	88%	7,80 TL	13%	8,80 TL

EN ÇOK FİYAT	2023 MART	2024 MART		2025 MART	
MTS	6,40 TL	43%	9,12 TL	17%	10,70 TL
TTS	6,29 TL	27%	8,00 TL	41%	11,25 TL

ORTALAMA FİYAT	2023 MART	2024 MART		2025 MART	
MTS	5,90 TL	27%	7,49 TL	28%	9,55 TL
TTS	5,98 TL	31%	7,84 TL	16%	9,06 TL

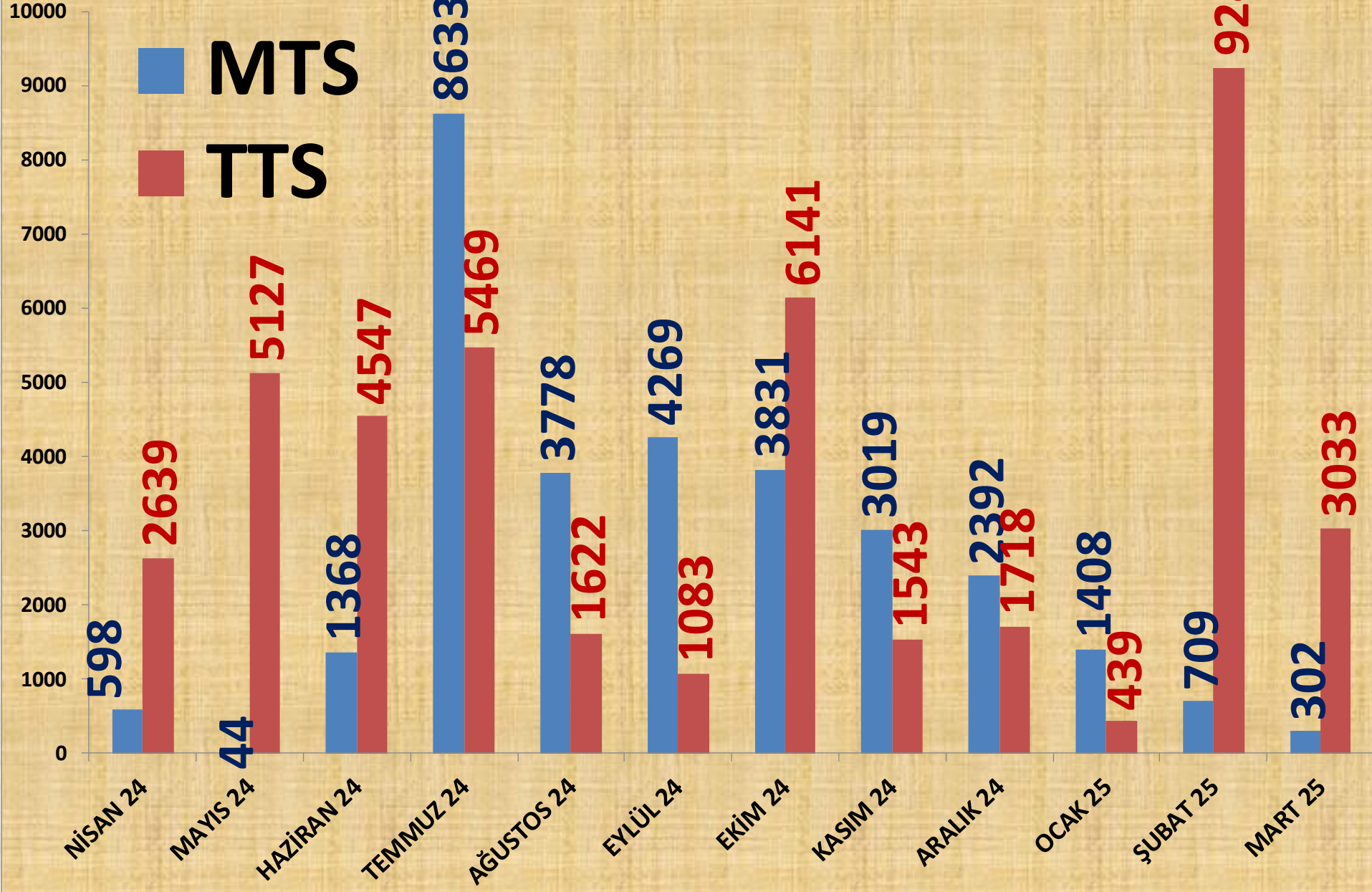
AYLIK ARPA FİYAT TRENDİ (TL)

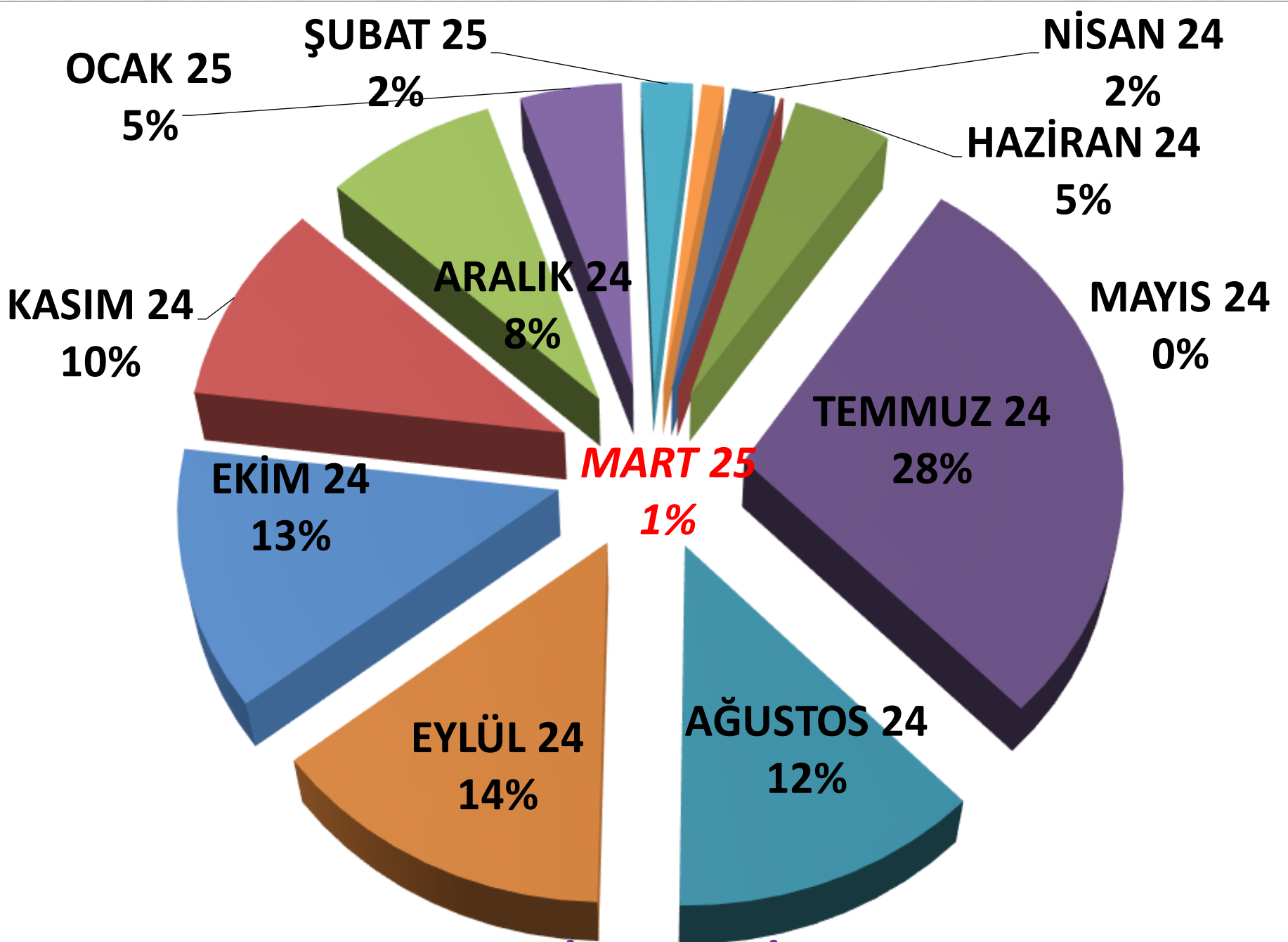


AYLIK ARPA İŞLEM MİKTARI (TON)

MTS

TTS



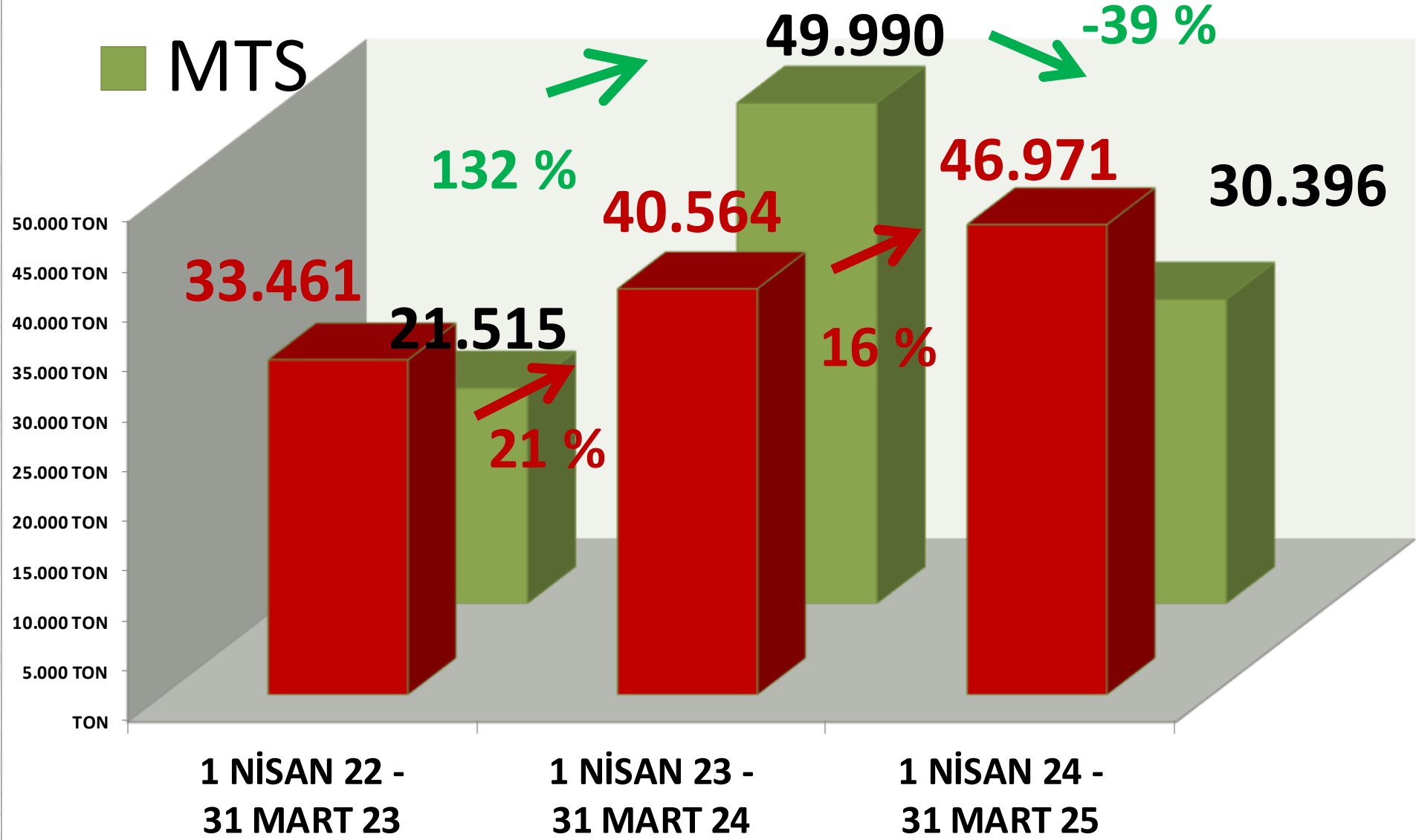


AYLIK ARPA MTS İŞLEM MİKTARI ORANLARI

■ TTS

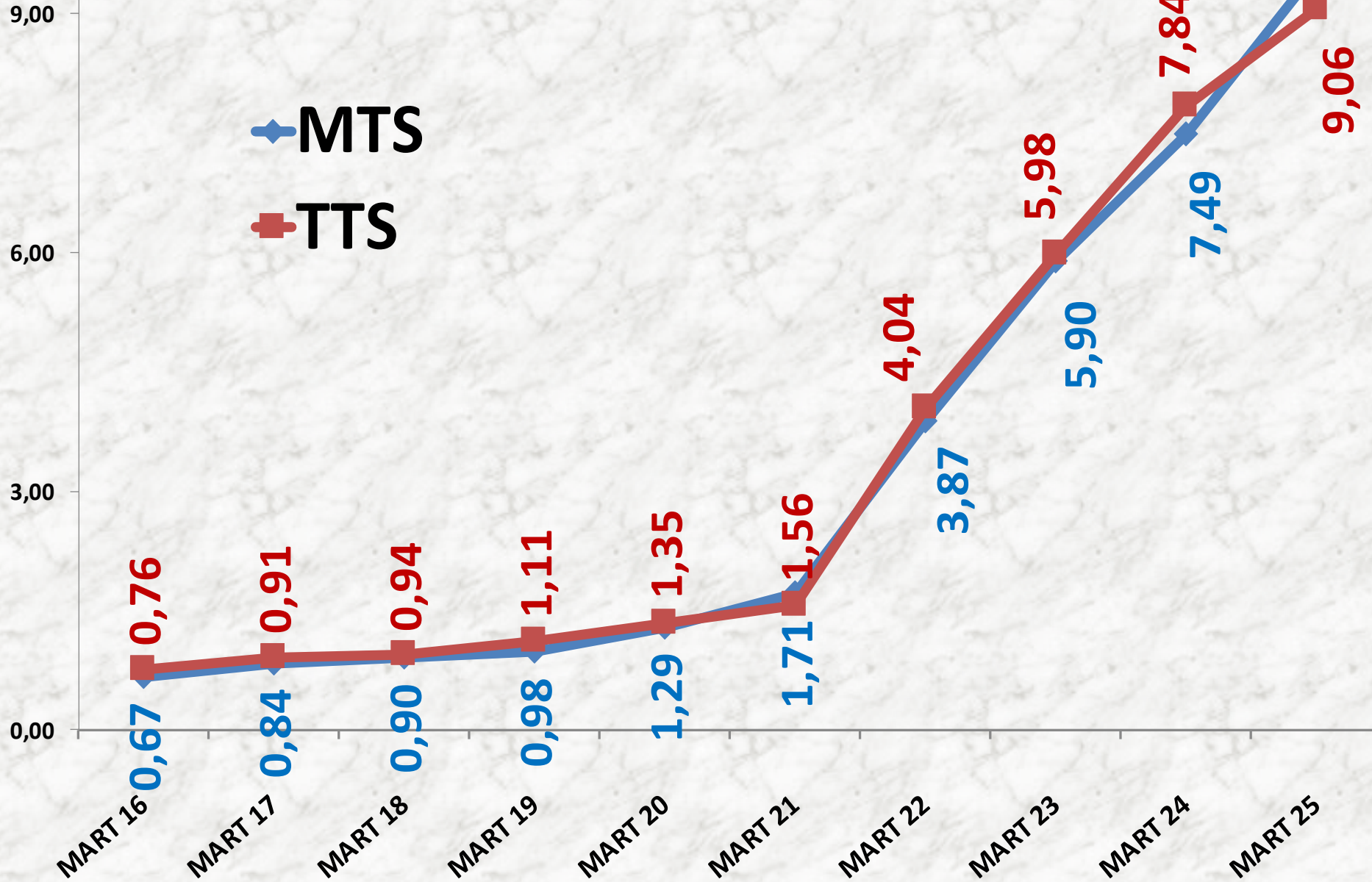
■ MTS

YILLIK ARPA İŞLEM MİKTARI (TON)



MART AYLARI ARPA FİYAT TRENDİ (TL)

◆ MTS
■ TTS



BUĞDAY

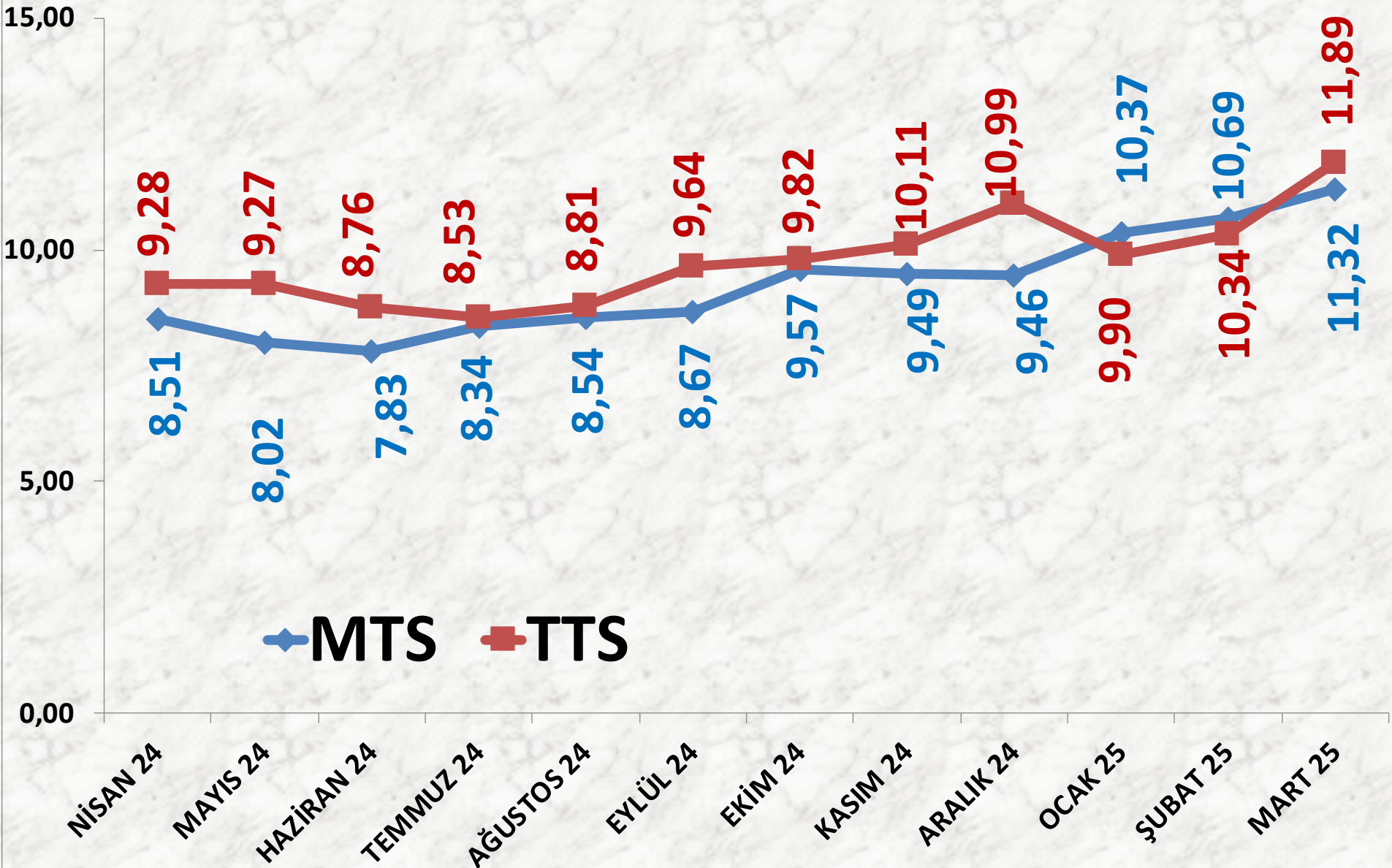
İŞLEM MİKTARI TON	2023 MART	2024 MART		2025 MART	
MTS	600 TON	7%	639 TON	33%	852 TON
TTS	1.436 TON	-46%	776 TON	-78%	172 TON

EN AZ FİYAT	2023 MART	2024 MART		2025 MART	
MTS	6,00 TL	0%	6,00 TL	33%	8,00 TL
TTS	5,30 TL	23%	6,50 TL	36%	8,81 TL

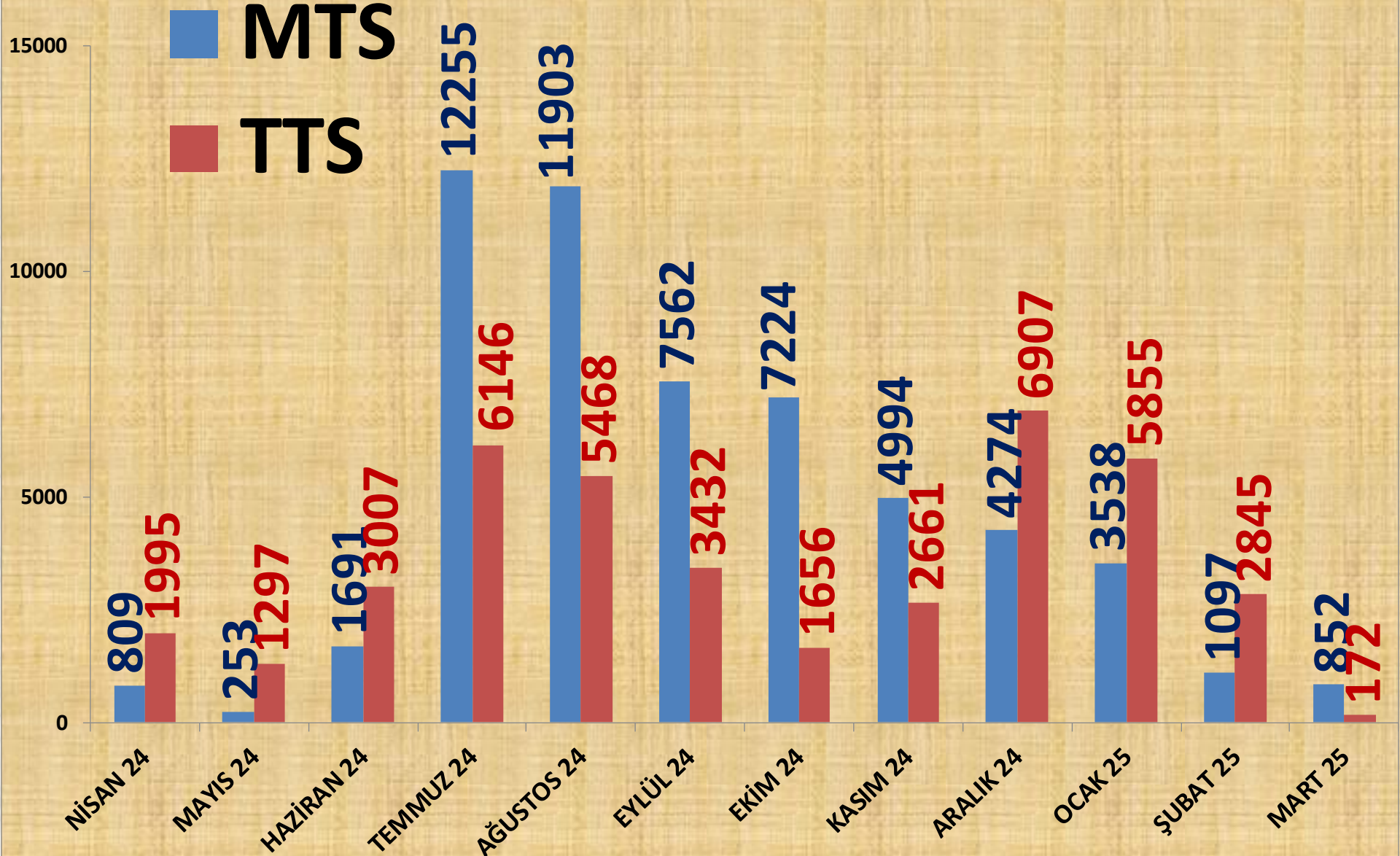
EN ÇOK FİYAT	2023 MART	2024 MART		2025 MART	
MTS	8,00 TL	18%	9,44 TL	39%	13,10 TL
TTS	8,25 TL	26%	10,40 TL	10%	11,45 TL

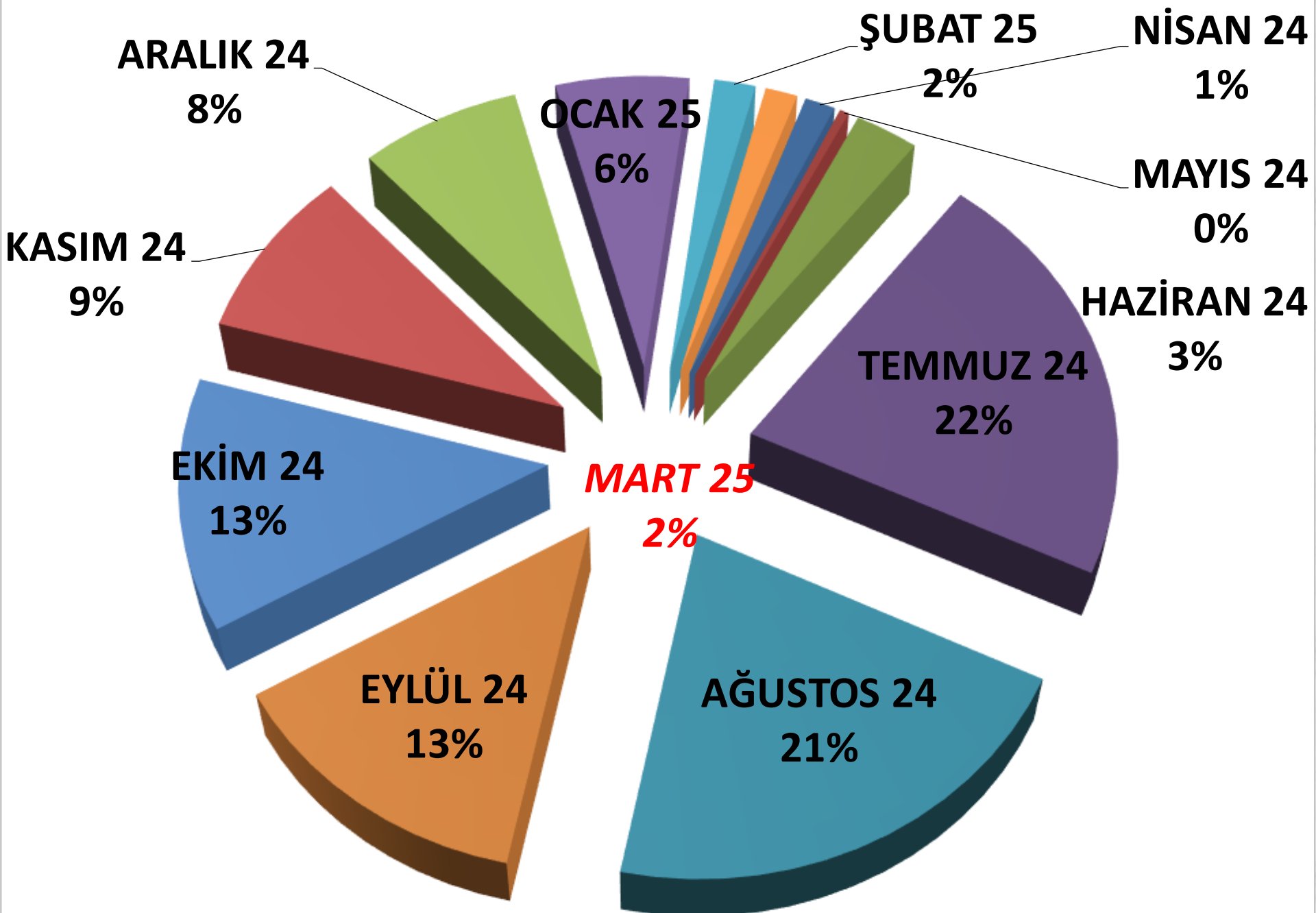
ORTALAMA FİYAT	2023 MART	2024 MART		2025 MART	
MTS	6,91 TL	23%	8,52 TL	33%	11,32 TL
TTS	6,82 TL	35%	9,22 TL	29%	11,89 TL

AYLIK BUĞDAY FİYAT TRENDİ (TL)



AYLIK BUĞDAY İŞLEM MİKTARI (TON)





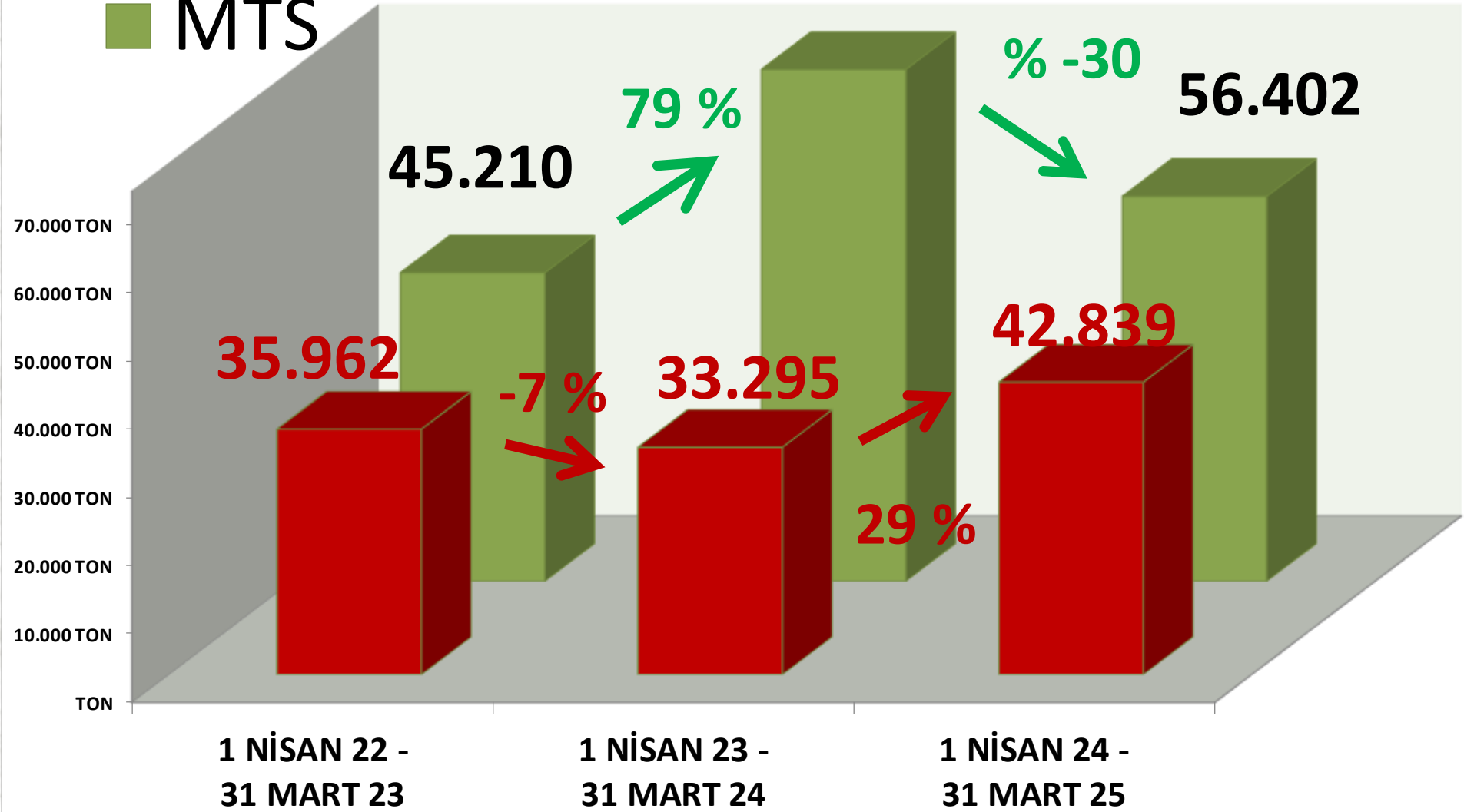
AYLIK BUĞDAY MTS İŞLEM MİKTARI ORANLARI

■ TTS

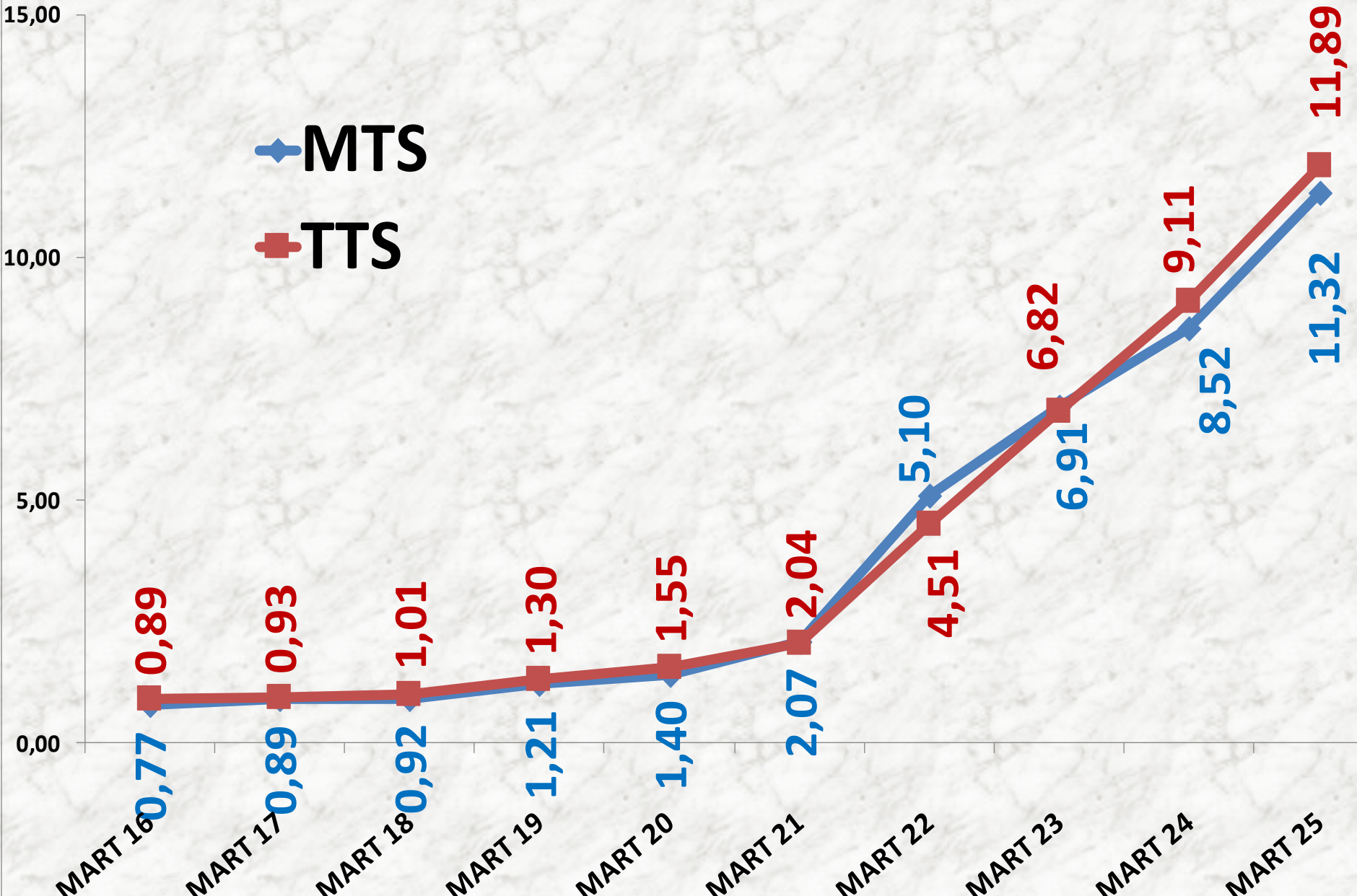
YILLIK BUĞDAY İŞLEM MİKTARI (TON)

81.013

■ MTS



MART AYLARI BUĞDAY FİYAT TRENDİ (TL)



MISIR DANE

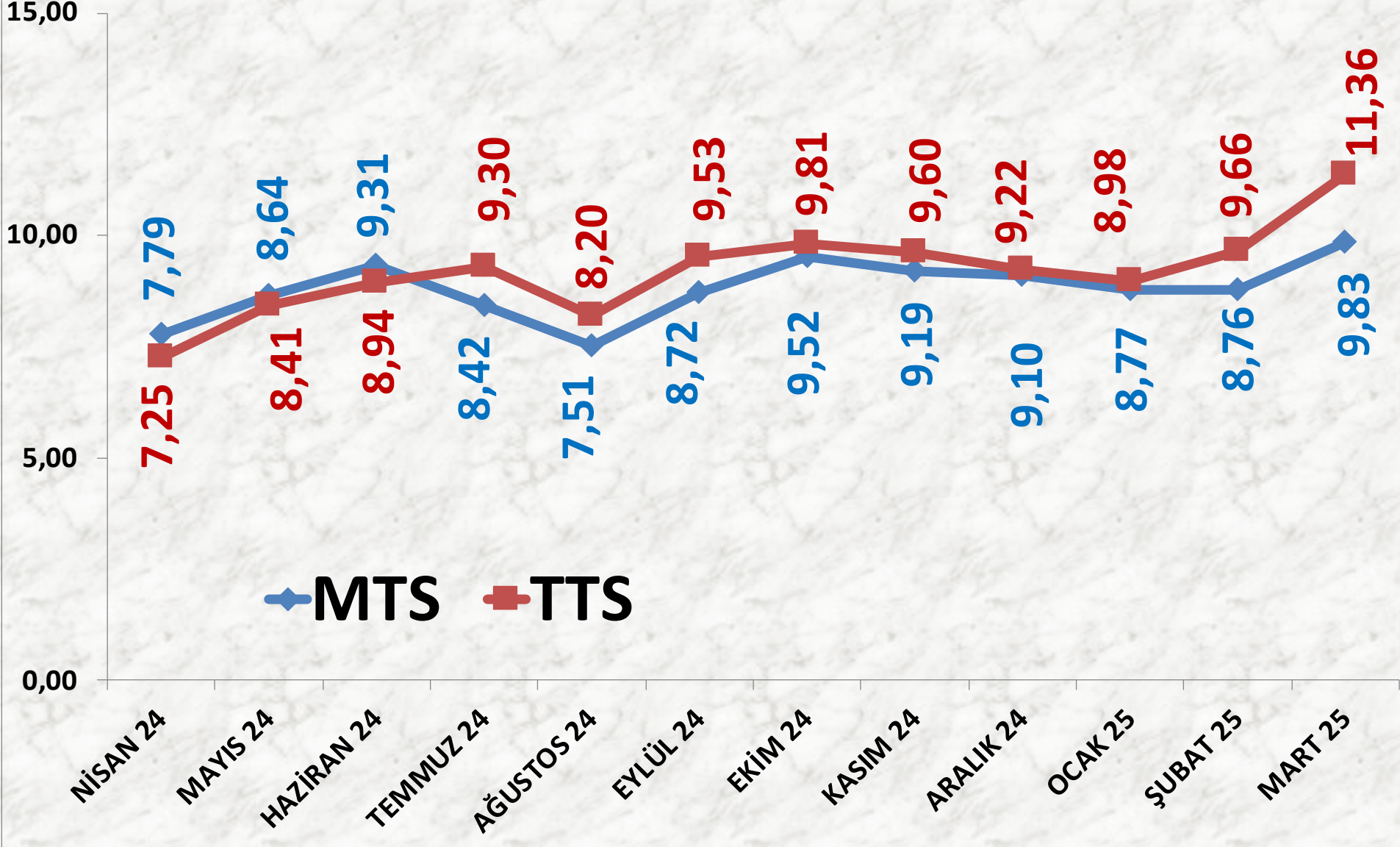
İŞLEM MİKTARI TON	2023 MART	2024 MART		2025 MART	
MTS	3.304 TON	69%	5.577 TON	-93%	403 TON
TTS	6.024 TON	-90%	612 TON	23%	749 TON

EN AZ FİYAT	2023 MART	2024 MART		2025 MART	
MTS	5,00 TL	8%	5,40 TL	66%	8,98 TL
TTS	4,57 TL	31%	6,00 TL	75%	10,50 TL

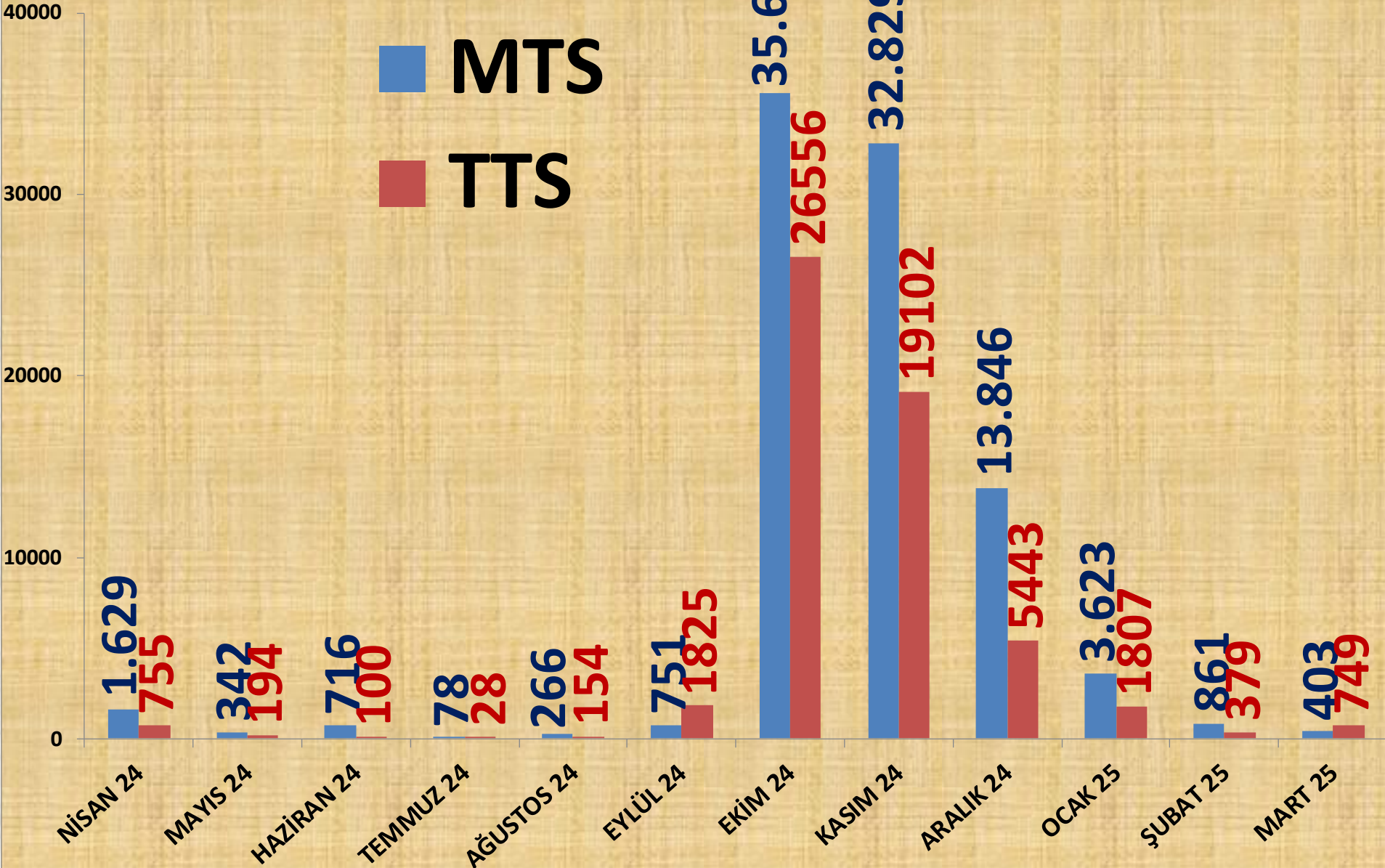
EN ÇOK FİYAT	2023 MART	2024 MART		2025 MART	
MTS	6,98 TL	3%	7,18 TL	49%	10,72 TL
TTS	6,40 TL	17%	7,50 TL	60%	12,00 TL

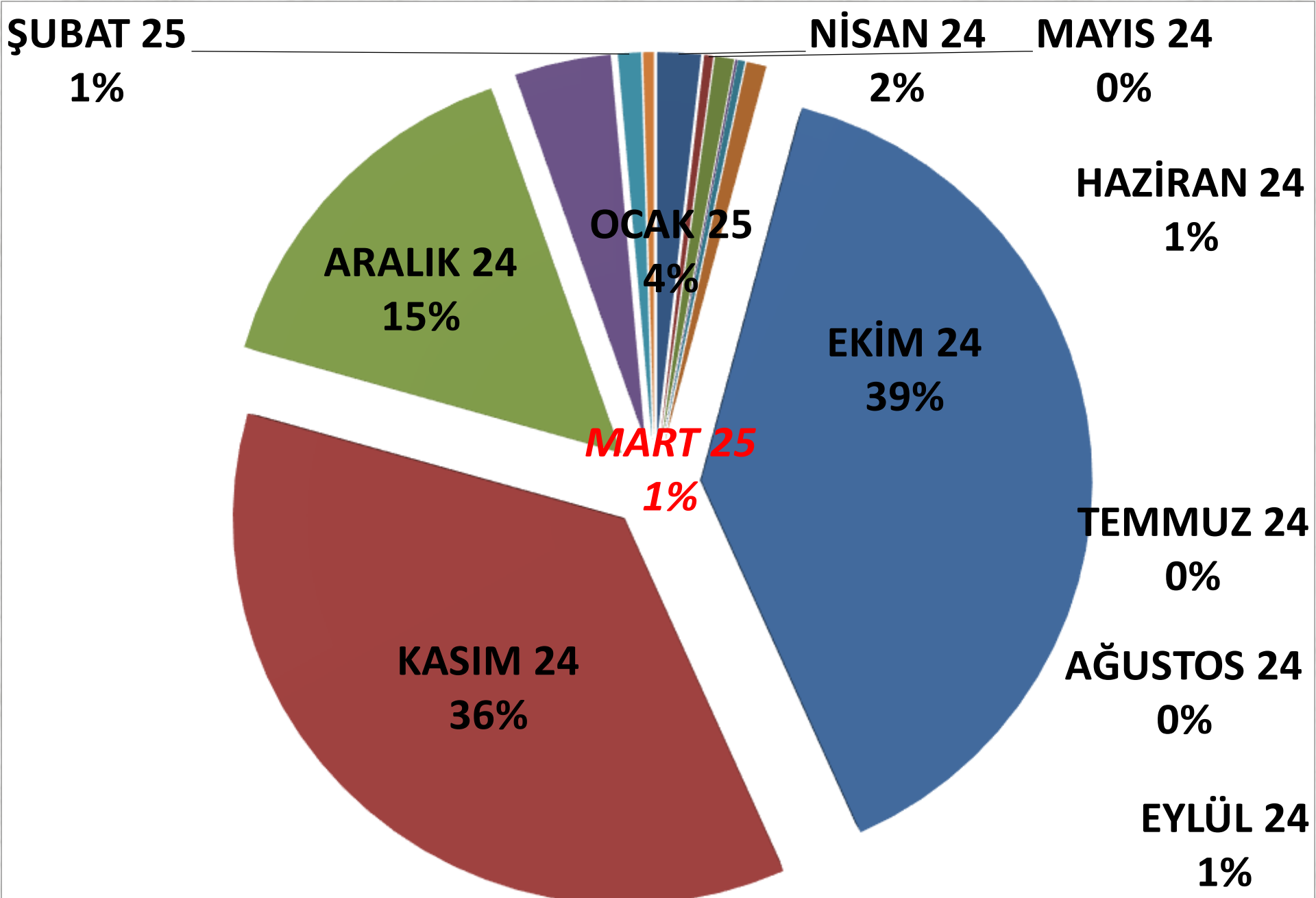
ORTALAMA FİYAT	2023 MART	2024 MART		2025 MART	
MTS	5,76 TL	17%	6,75 TL	46%	9,83 TL
TTS	5,61 TL	25%	7,01 TL	62%	11,36 TL

AYLIK MISIR DANE FİYAT TRENDİ (TL)



AYLIK MISIR DANE İŞLEM MİKTARI (TON)





AYLIK MISIR DANE MTS İŞLEM MİKTARI ORANLARI

MISIR ÇEREZLİK

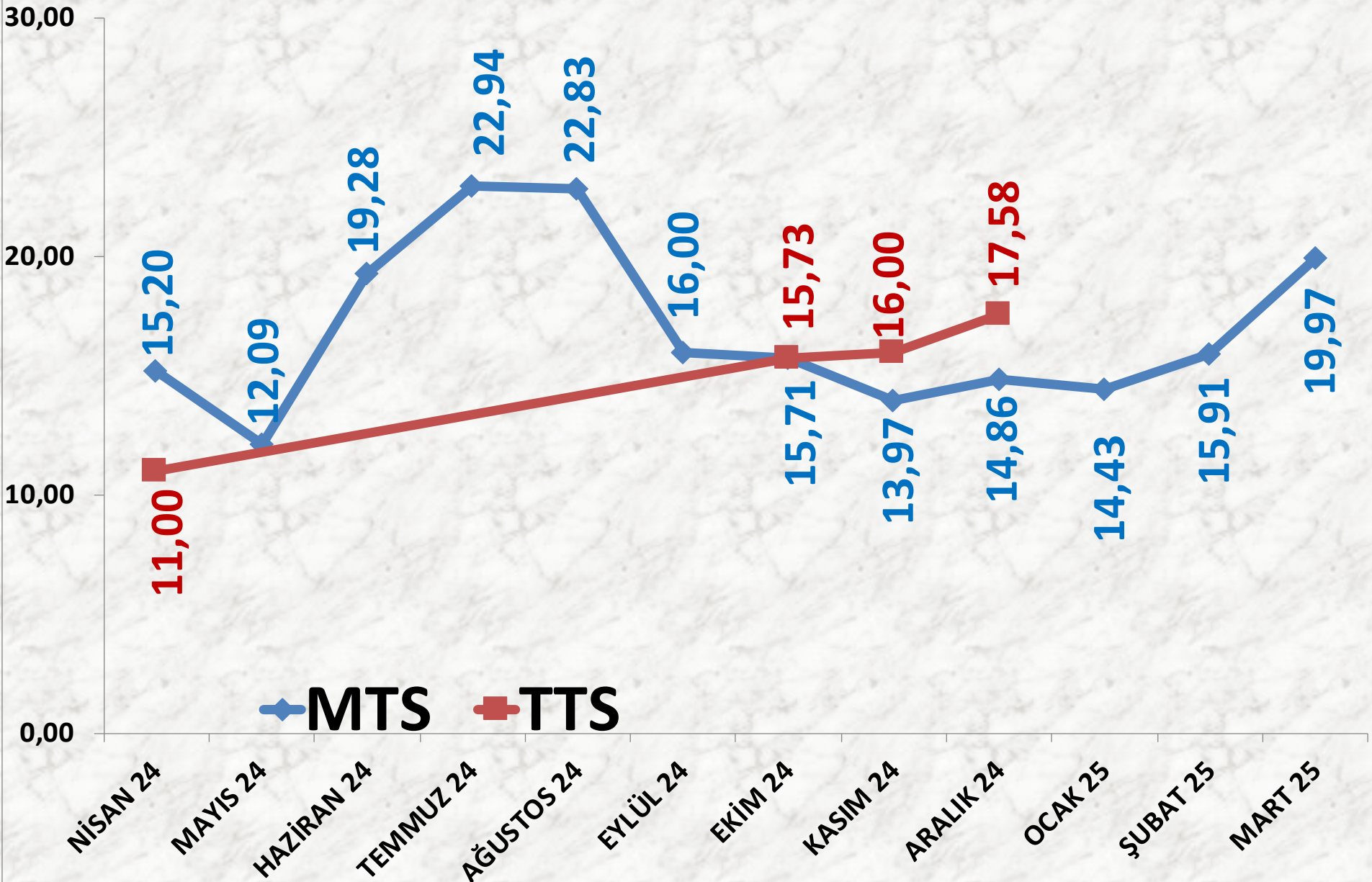
İŞLEM MİKTARI TON	2023 MART	2024 MART		2025 MART	
MTS	0	-	556 TON	29%	717 TON
TTS	0	-	0	-	0

EN AZ FİYAT	2022 EYLÜL	2023 EYLÜL		2024 EYLÜL	
MTS	-	-	15,00 TL	7%	16,00 TL
TTS	-	-	-	-	-

EN ÇOK FİYAT	2023 MART	2024 MART		2025 MART	
MTS	-	-	16,00 TL	44%	23,00 TL
TTS	-	-	-	-	-

ORTALAMA FİYAT	2023 MART	2024 MART		2025 MART	
MTS	-	-	12,05 TL	66%	19,97 TL
TTS	-	-	-	-	-

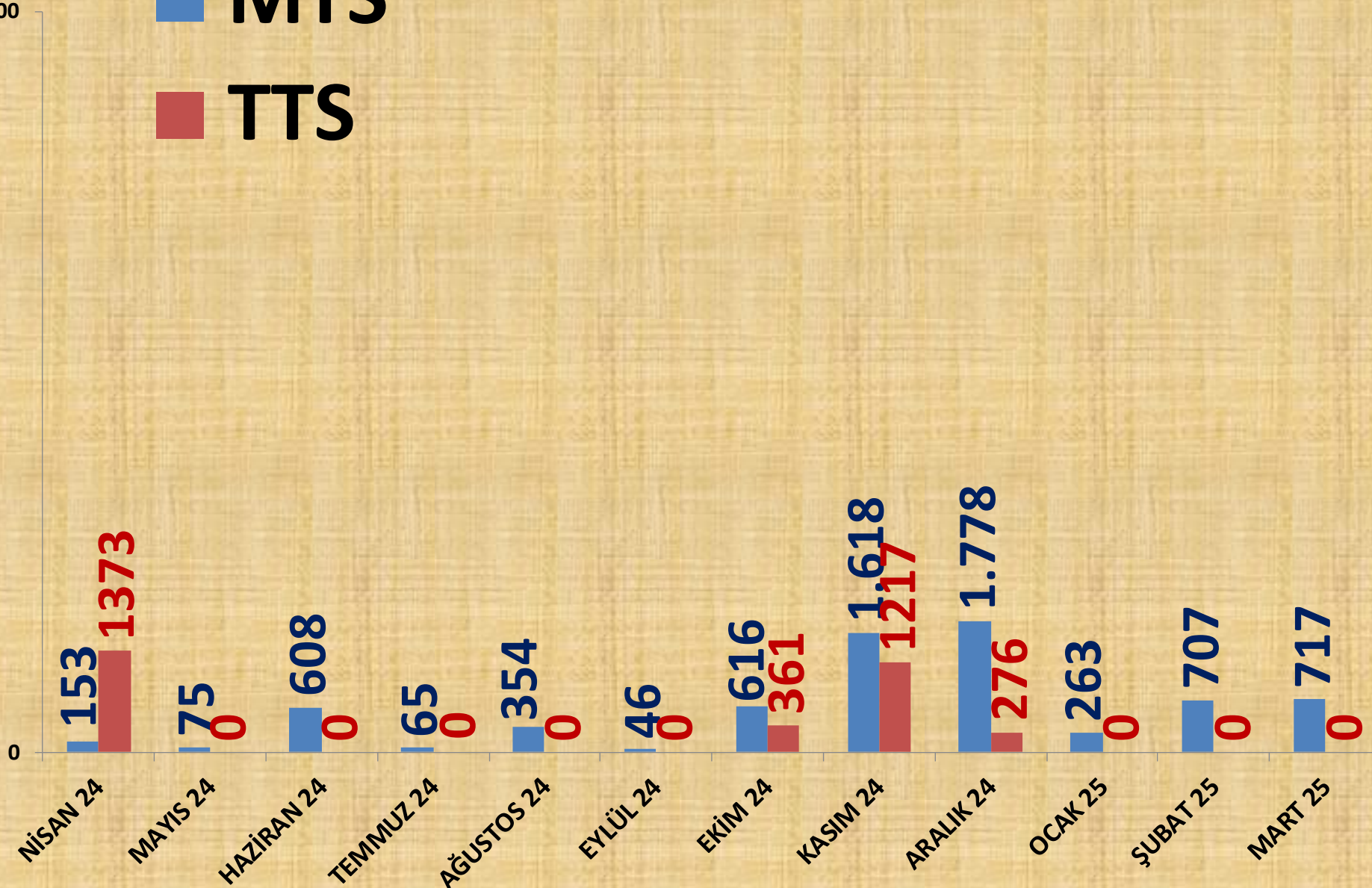
AYLIK MISIR ÇEREZLİK FİYAT TRENDİ (TL)

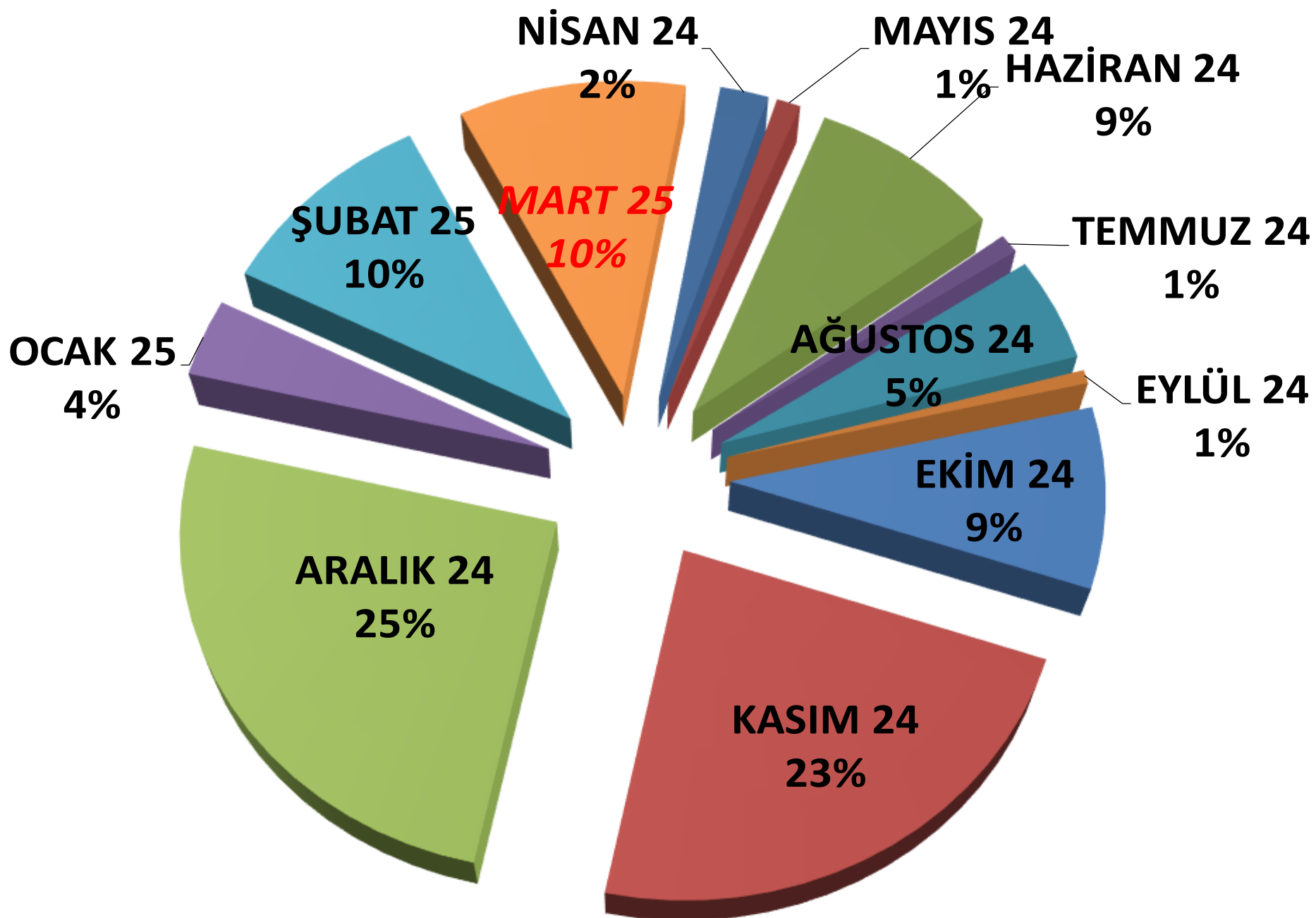


AYLIK MISIR ÇEREZLİK İŞLEM MİKTARI (TON)

■ MTS

■ TTS





AYLIK MISIR ÇEREZLİK MTS İŞLEM MİKTARI ORANLARI

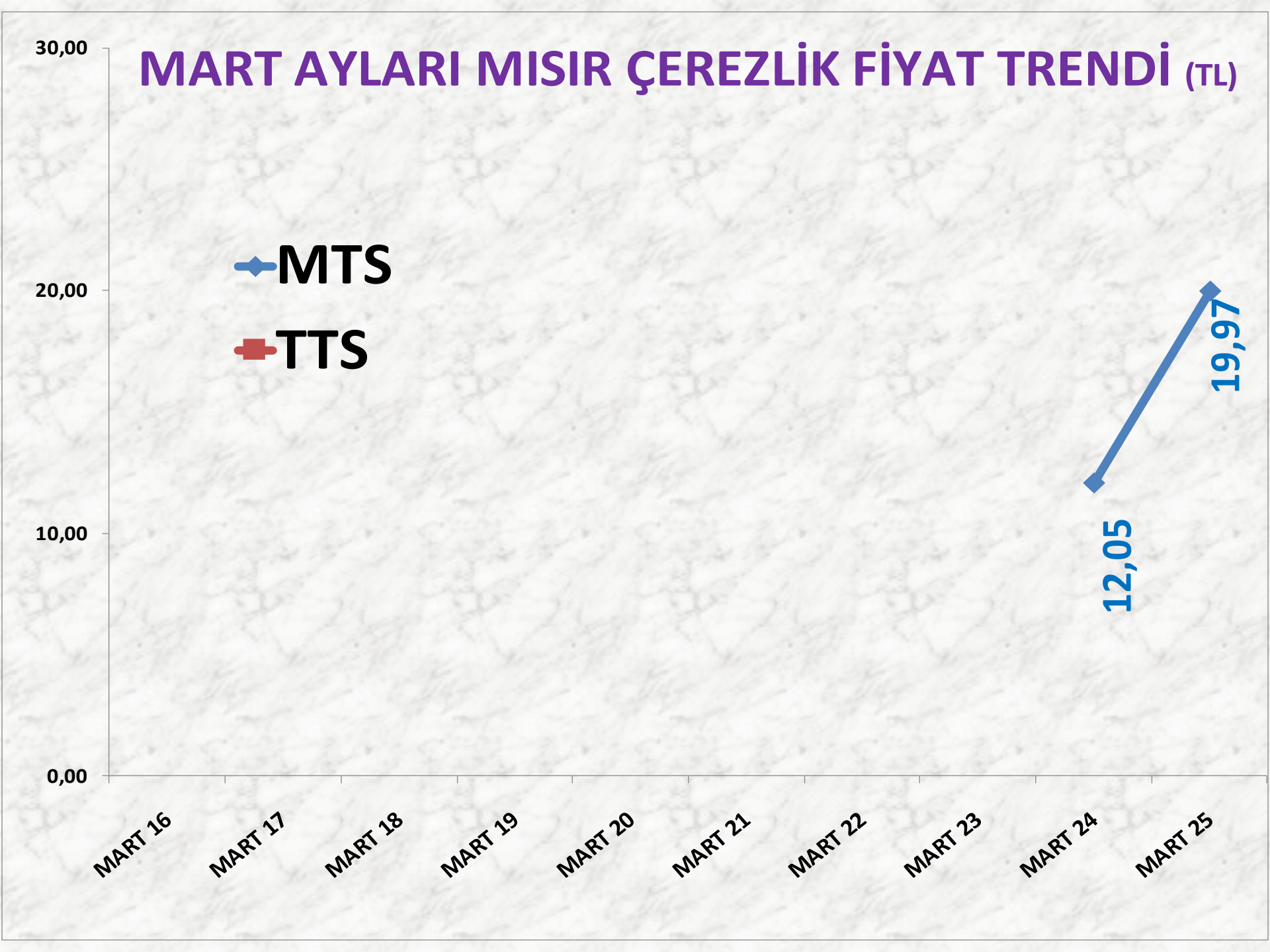
MART AYLARI MISIR ÇEREZLİK FİYAT TRENDİ (TL)

MTS
TTS

30,00
20,00
10,00
0,00

MART 16
MART 17
MART 18
MART 19
MART 20
MART 21
MART 22
MART 23
MART 24
MART 25

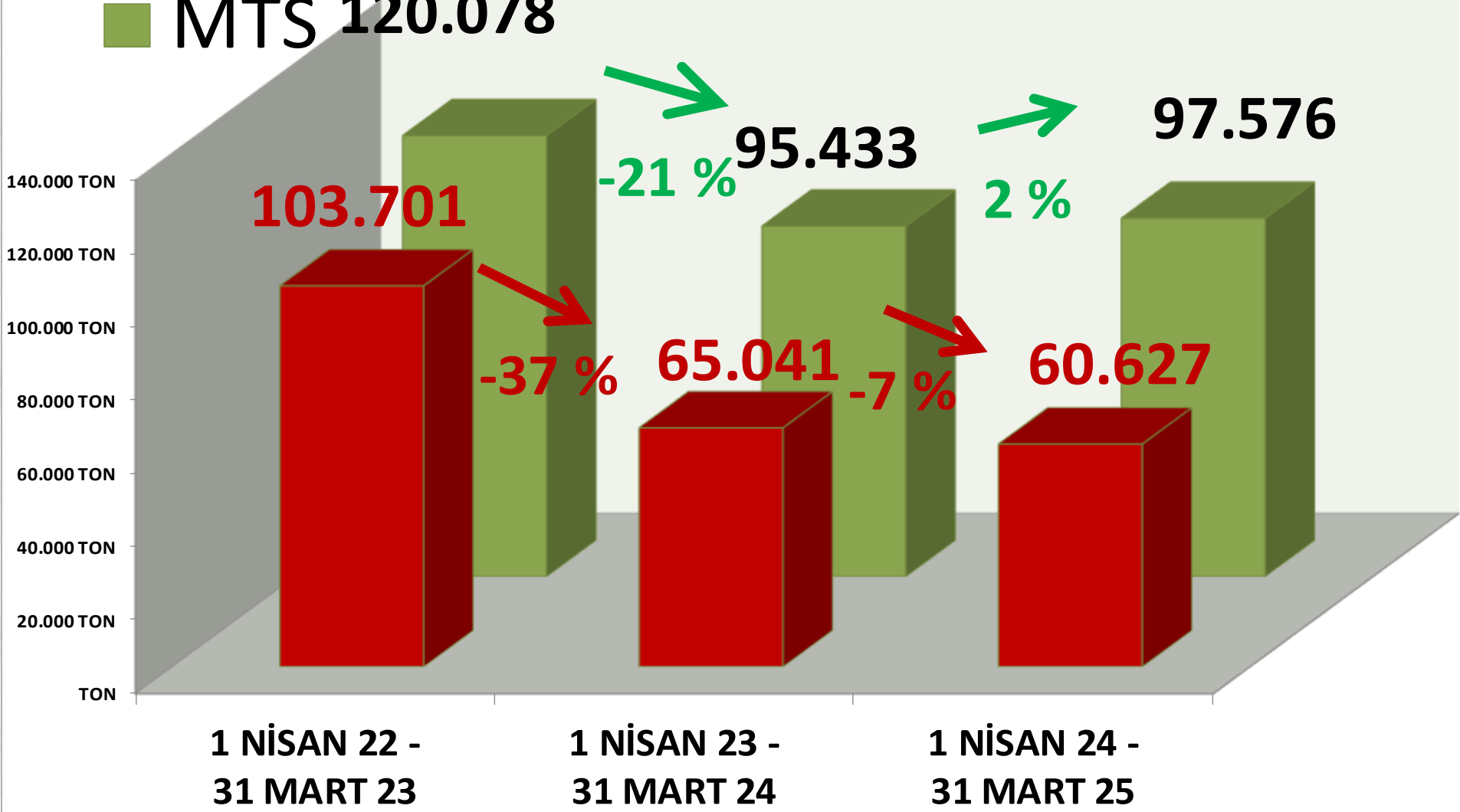
12,05
19,97



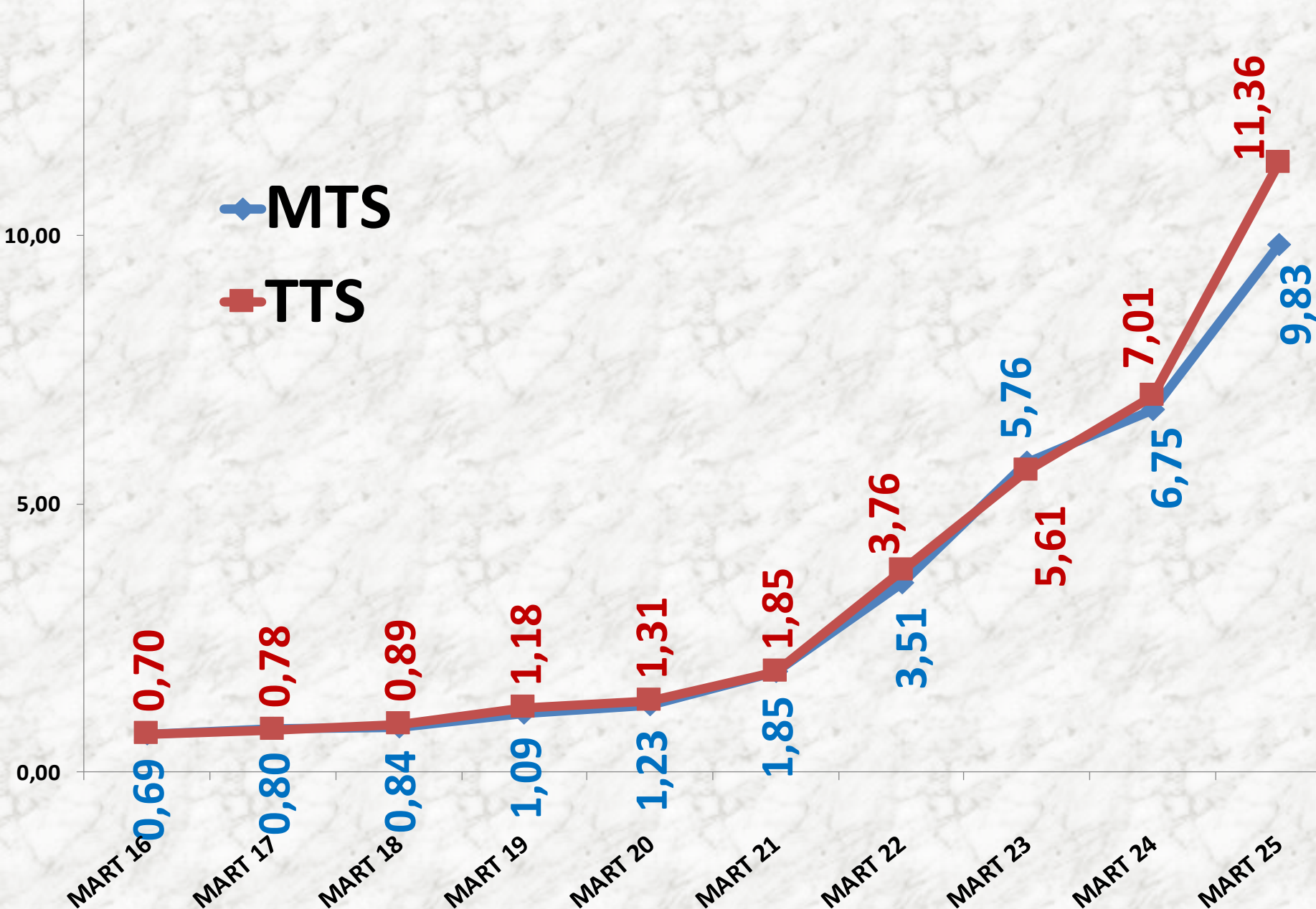
■ TTS

YILLIK MISIR DANE İŞLEM MİKTARI (TON)

■ MTS 120.078



MART AYLARI MISIR DANE FİYAT TRENDİ (TL)



NOHUT

İŞLEM MİKTARI TON	2023 MART	2024 MART		2025 MART	
MTS	181 TON	68%	304 TON	8%	328 TON
TTS	94 TON	186%	269 TON	-96%	11 TON

EN AZ FİYAT	2023 MART	2024 MART		2025 MART	
MTS	25,00 TL	-24%	19,00 TL	32%	25,00 TL
TTS	27,25 TL	-34%	18,00 TL	33%	24,00 TL

EN ÇOK FİYAT	2023 MART	2024 MART		2025 MART	
MTS	37,79 TL	59%	60,00 TL	33%	80,00 TL
TTS	30,50 TL	48%	45,00 TL	-47%	24,00 TL

ORTALAMA FİYAT	2023 MART	2024 MART		2025 MART	
MTS	30,24 TL	58%	47,69 TL	2%	48,52 TL
TTS	28,46 TL	7%	30,37 TL	-21%	24,00 TL

NOHUT DOĞAL

İŞLEM MİKTARI TON	2023 MART	2024 MART		2025 MART	
MTS	58 TON	75%	102 TON	42%	144 TON
TTS	64 TON	141%	154 TON	-	0

EN AZ FİYAT	2023 MART	2024 MART		2025 MART	
MTS	25,00 TL	40%	35,00 TL	26%	44,00 TL
TTS	27,25 TL	16%	31,50 TL	-	-

EN ÇOK FİYAT	2023 MART	2024 MART		2025 MART	
MTS	29,38 TL	54%	45,20 TL	11%	50,00 TL
TTS	28,25 TL	59%	45,00 TL	-	-

ORTALAMA FİYAT	2023 MART	2024 MART		2025 MART	
MTS	28,11 TL	56%	43,85 TL	6%	46,30 TL
TTS	27,50 TL	42%	39,00 TL	-	-

NOHUT - ELENMİŞ

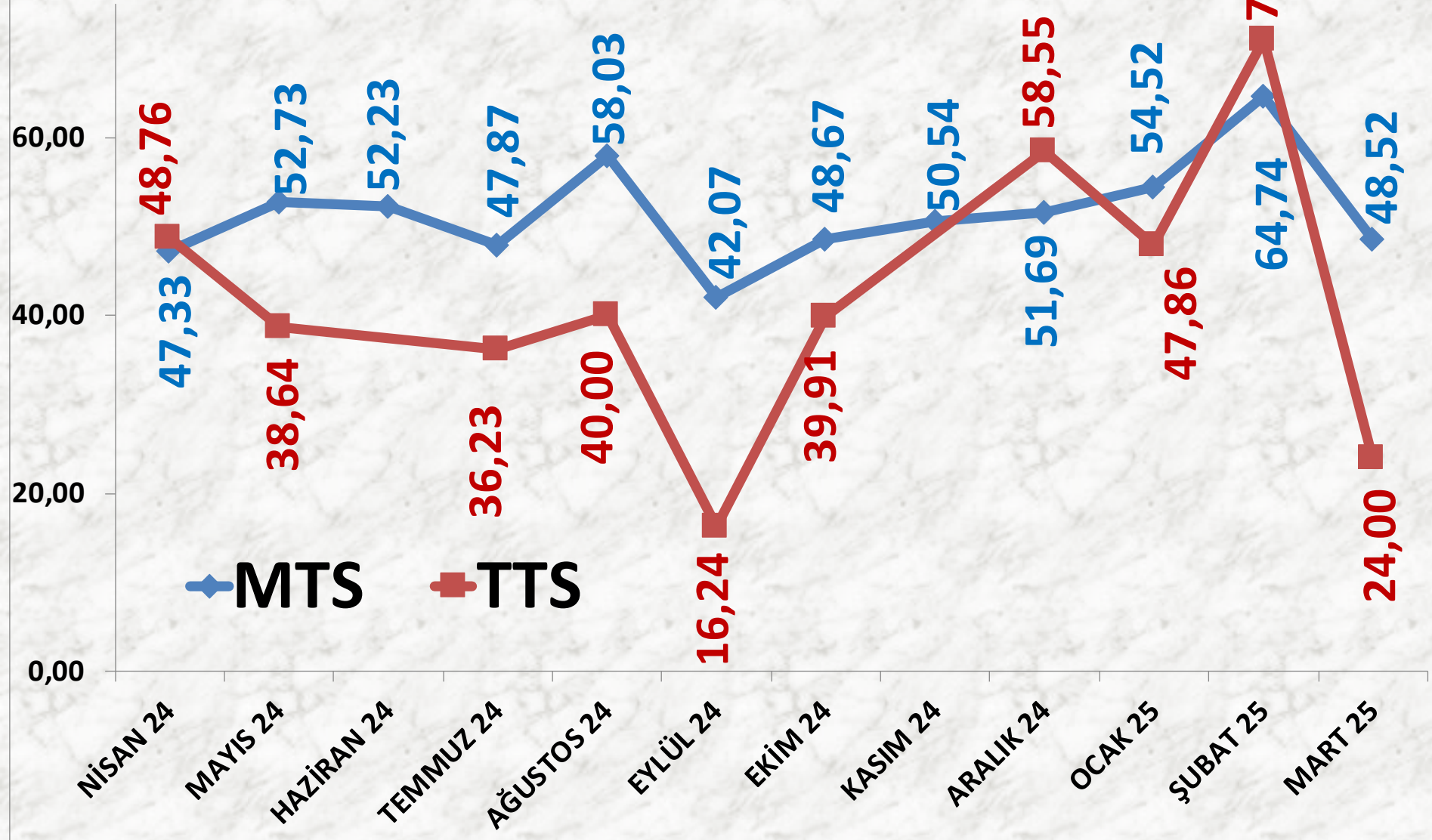
İŞLEM MİKTARI TON	2023 MART	2024 MART		2025 MART	
MTS	122 TON	20%	147 TON	-2%	144 TON
TTS	31 TON	-100%	0	-	0

EN AZ FİYAT	2023 MART	2024 MART		2025 MART	
MTS	30,29 TL	81%	54,75 TL	-7%	51,00 TL
TTS	30,50 TL	-	-	-	-

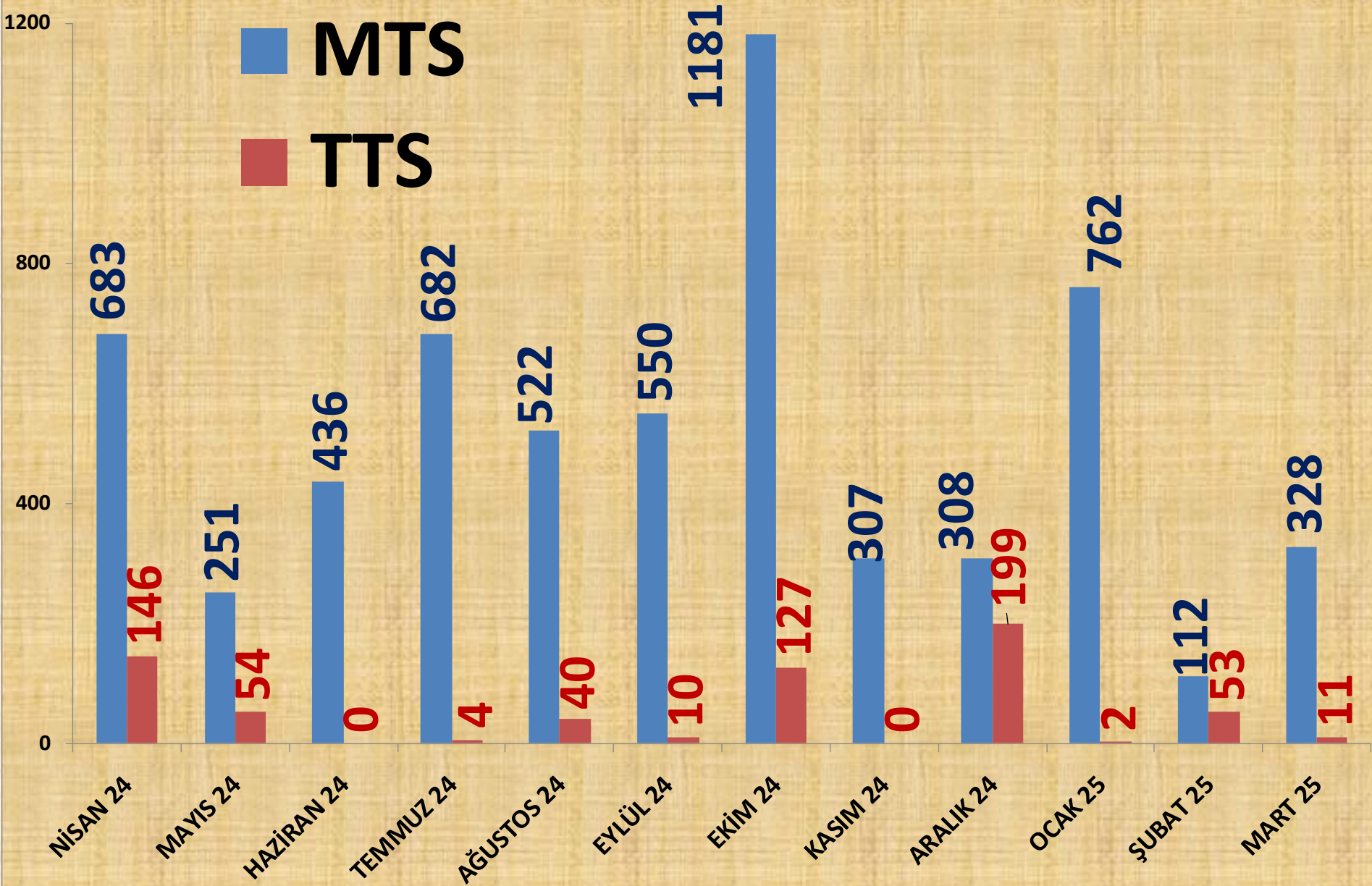
EN ÇOK FİYAT	2023 MART	2024 MART		2025 MART	
MTS	37,79 TL	59%	60,00 TL	33%	80,00 TL
TTS	30,50 TL	-	-	-	-

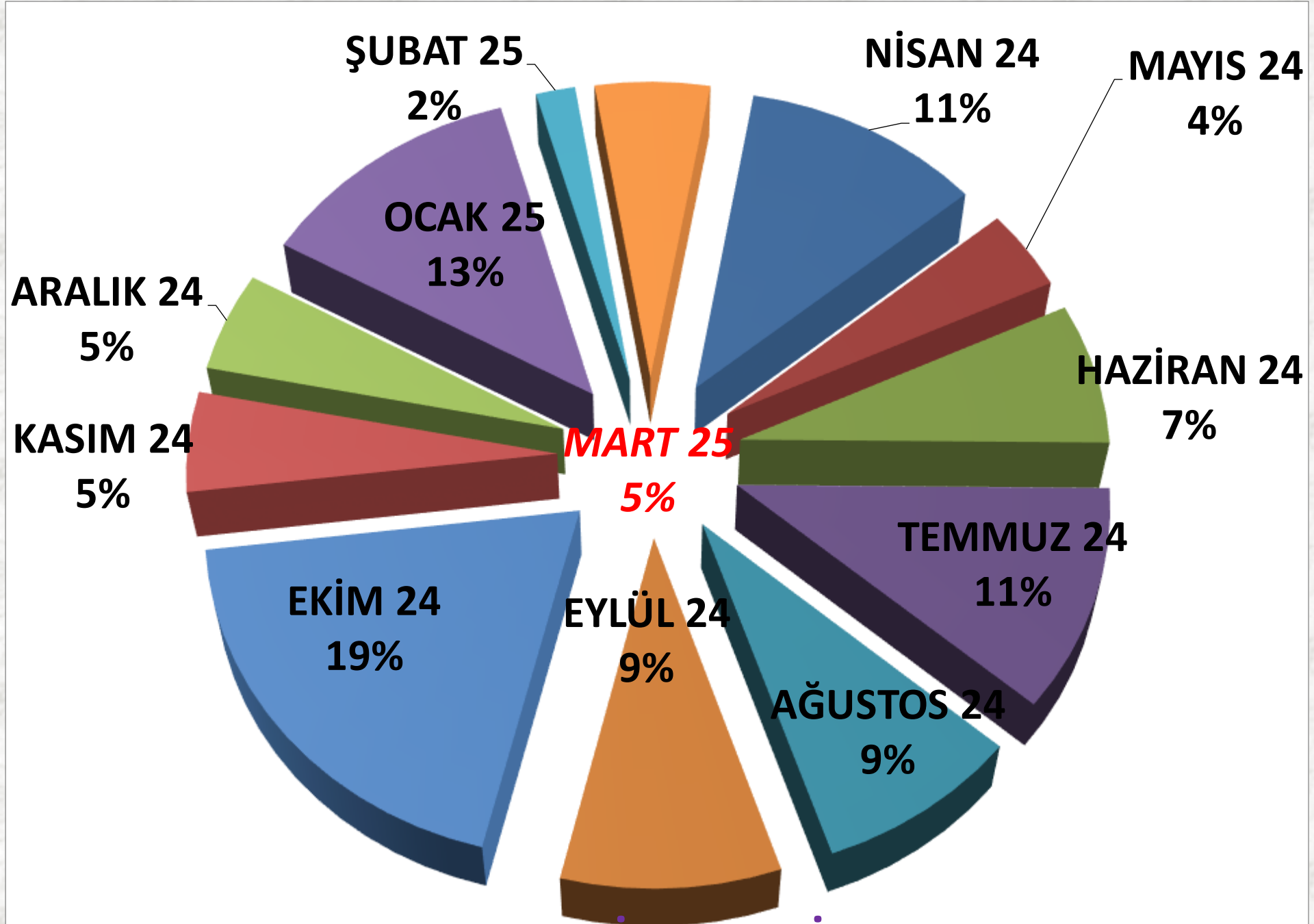
ORTALAMA FİYAT	2023 MART	2024 MART		2025 MART	
MTS	31,25 TL	88%	58,78 TL	-3%	57,18 TL
TTS	30,50 TL	-	-	-	-

AYLIK NOHUT FİYAT TRENDİ (TL)



AYLIK NOHUT İŞLEM MİKTARI (TON)



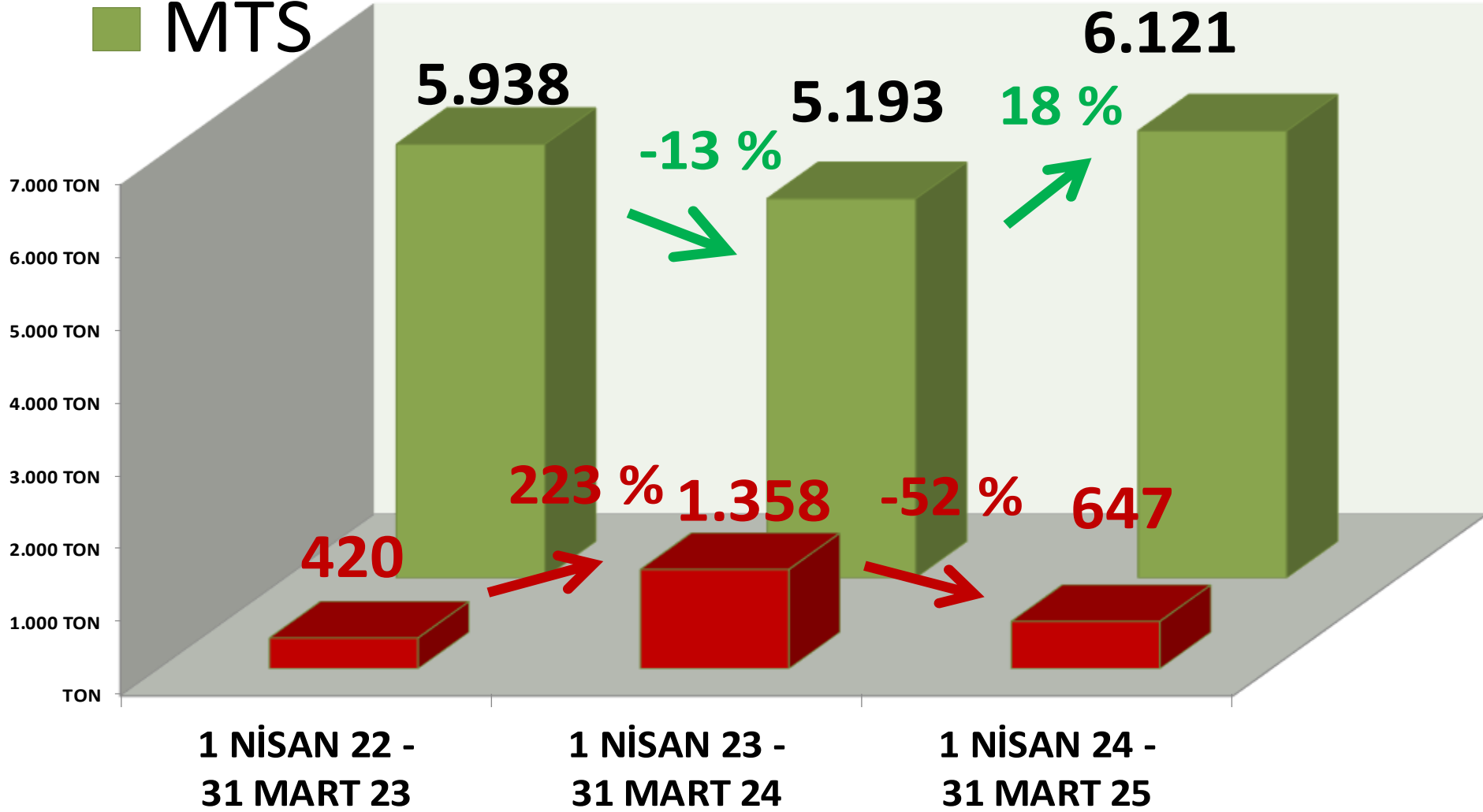


AYLIK NOHUT MTS İŞLEM MİKTARI ORANLARI

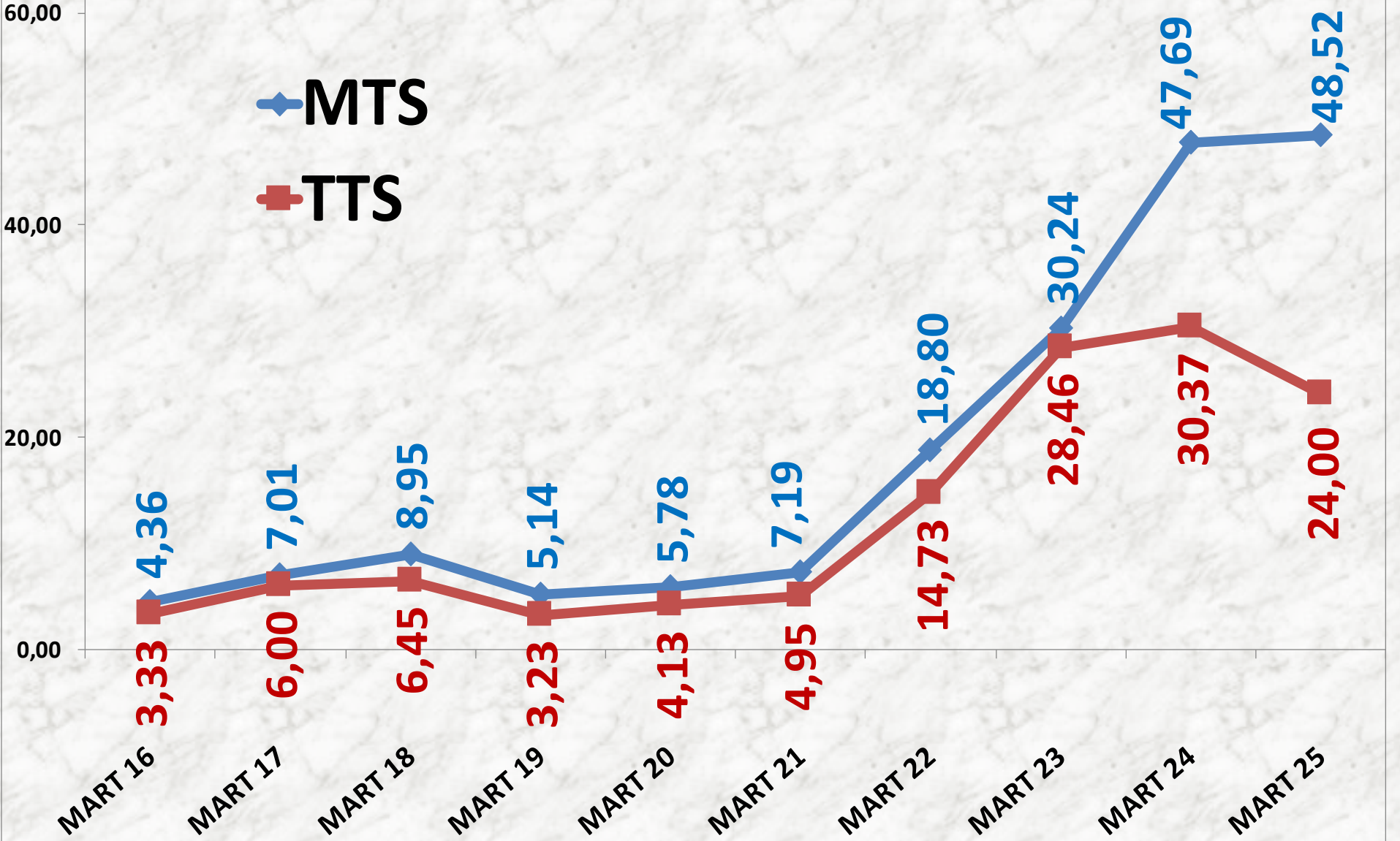
■ TTS

YILLIK NOHUT İŞLEM MİKTARI (TON)

■ MTS



MART AYLARI NOHUT FİYAT TRENDİ (TL)



BEYAZ LEBLEBİ

LEBLEBİ BEYAZ 8,50 mm

İŞLEM MİKTARI TON	2023 MART		2024 MART		2025 MART	
	TTS	0	-	0	-	6 TON

LEBLEBİ BEYAZ 9 mm

İŞLEM MİKTARI TON	2023 MART		2024 MART		2025 MART	
	TTS	6 TON	1136%	78 TON	-91%	7 TON

BEYAZ LEBLEBİ

LEBLEBİ BEYAZ 9 + 9,50 mm

İŞLEM MİKTARI TON	2023 MART	2024 MART		2025 MART	
TTS	94 TON	-27%	69 TON	-4%	66 TON

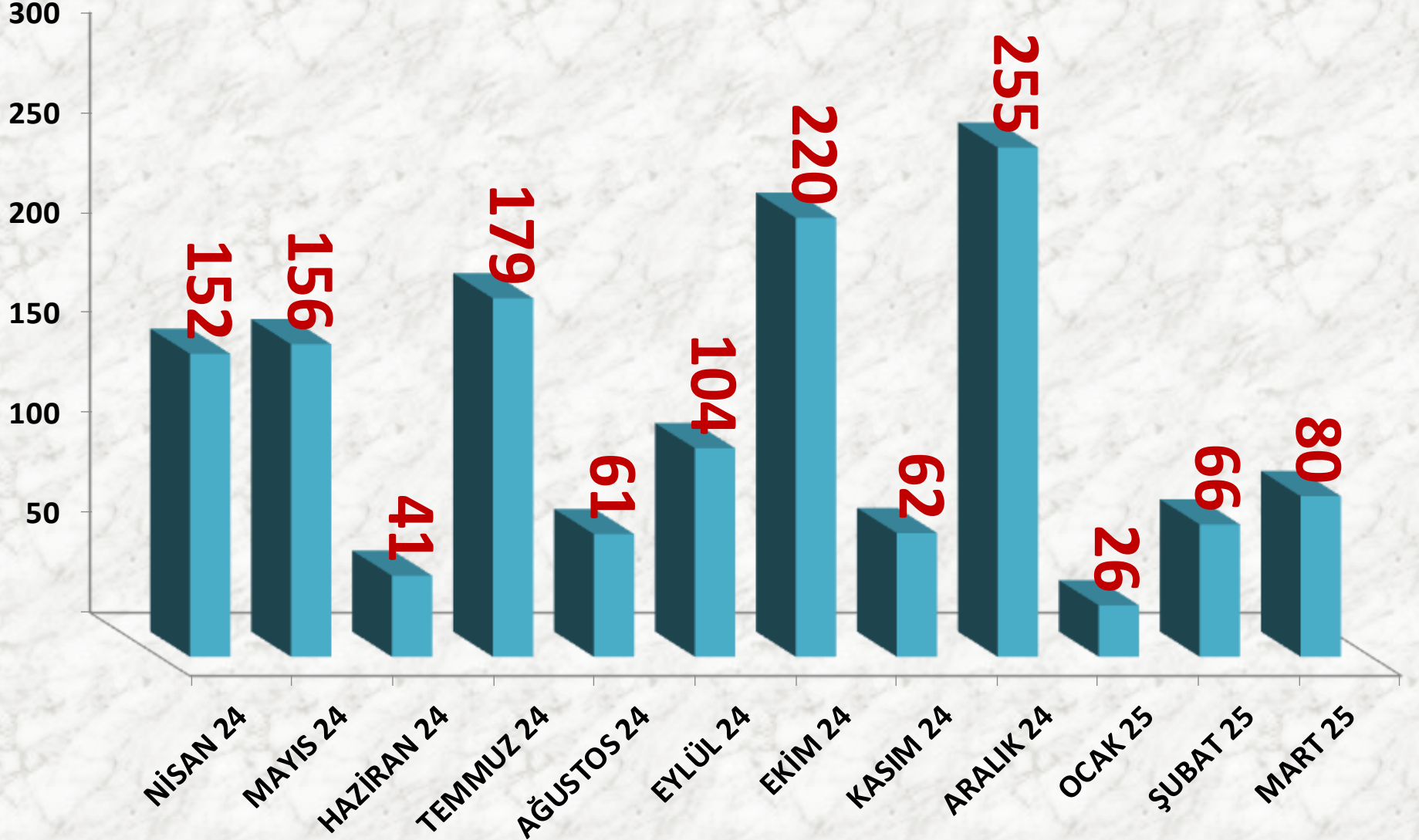
LEBLEBİ ELENTİ (Beyaz)

İŞLEM MİKTARI TON	2023 MART	2024 MART		2025 MART	
TTS	18 TON	48%	26 TON	-98%	1 TON

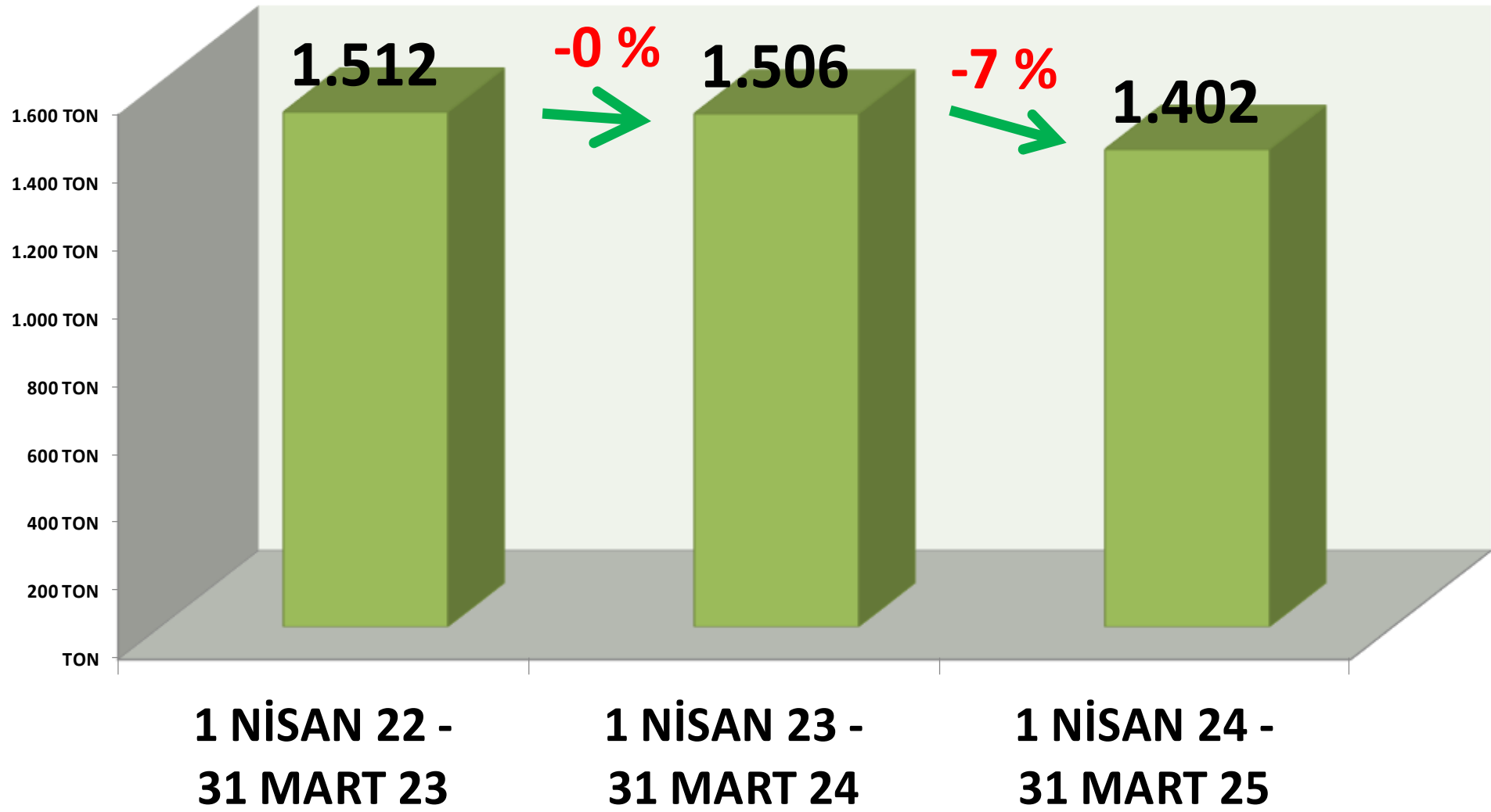
LEBLEBİ BEYAZ TOPLAM

İŞLEM MİKTARI TON	2023 MART	2024 MART		2025 MART	
TTS	<u>118 TON</u>	46%	<u>173 TON</u>	-53%	<u>80 TON</u>

Leblebi Beyaz İşlem Miktarı (Ton)



YILLIK TOPLAM BEYAZ LEBLEBİ İŞLEM MİKTARI (TON)



LEBLEBİ BEYAZ 8,50 mm FİYATLARI

FİYAT	2023 MART	2024 MART		2025 MART	
EN AZ	-	-	-	-	82,00 TL
EN ÇOK	-	-	-	-	90,00 TL
ORTALAMA	-	-	-	-	84,54 TL

LEBLEBİ BEYAZ 9 mm FİYATLARI

FİYAT	2023 MART	2024 MART		2025 MART	
EN AZ	50,00 TL	84%	91,80 TL	32%	121,00 TL
EN ÇOK	58,00 TL	81%	105,00 TL	36%	142,58 TL
ORTALAMA	53,94 TL	78%	96,19 TL	32%	126,62 TL

LEBLEBİ BEYAZ 9 + 9,50 mm FİYATLARI

FİYAT	2023 MART	2024 MART		2025 MART	
EN AZ	44,06 TL	77%	78,00 TL	17%	91,00 TL
EN ÇOK	48,25 TL	87%	90,00 TL	33%	120,00 TL
ORTALAMA	47,65 TL	70%	81,03 TL	32%	106,62 TL

LEBLEBİ ELENTİ (Beyaz) Fiyatları

ORTALAMA FİYAT	2023 MART	2024 MART		2025 MART	
	12,43 TL	8%	13,47 TL	345%	60,00 TL

SARI LEBLEBİ

LEBLEBİ SARI 9 mm

İŞLEM MİKT. TON	2023 MART	2024 MART		2025 MART	
TTS	8 TON	259%	28 TON	-18%	23 TON

LEBLEBİ SARI 9,50 mm

İŞLEM MİKT. TON	2023 MART	2024 MART		2025 MART	
TTS	3 TON	-61%	1 TON	16532%	166 TON

LEBLEBİ SARI 9,75 mm

İŞLEM MİKT. TON	2023 MART	2024 MART		2025 MART	
TTS	28 TON	727%	234 TON	-74%	61 TON

LEBLEBİ SARI 10 mm

İŞLEM MİKT. TON	2023 MART	2024 MART		2025 MART	
TTS	441 TON	-94%	28 TON	-85%	4 TON

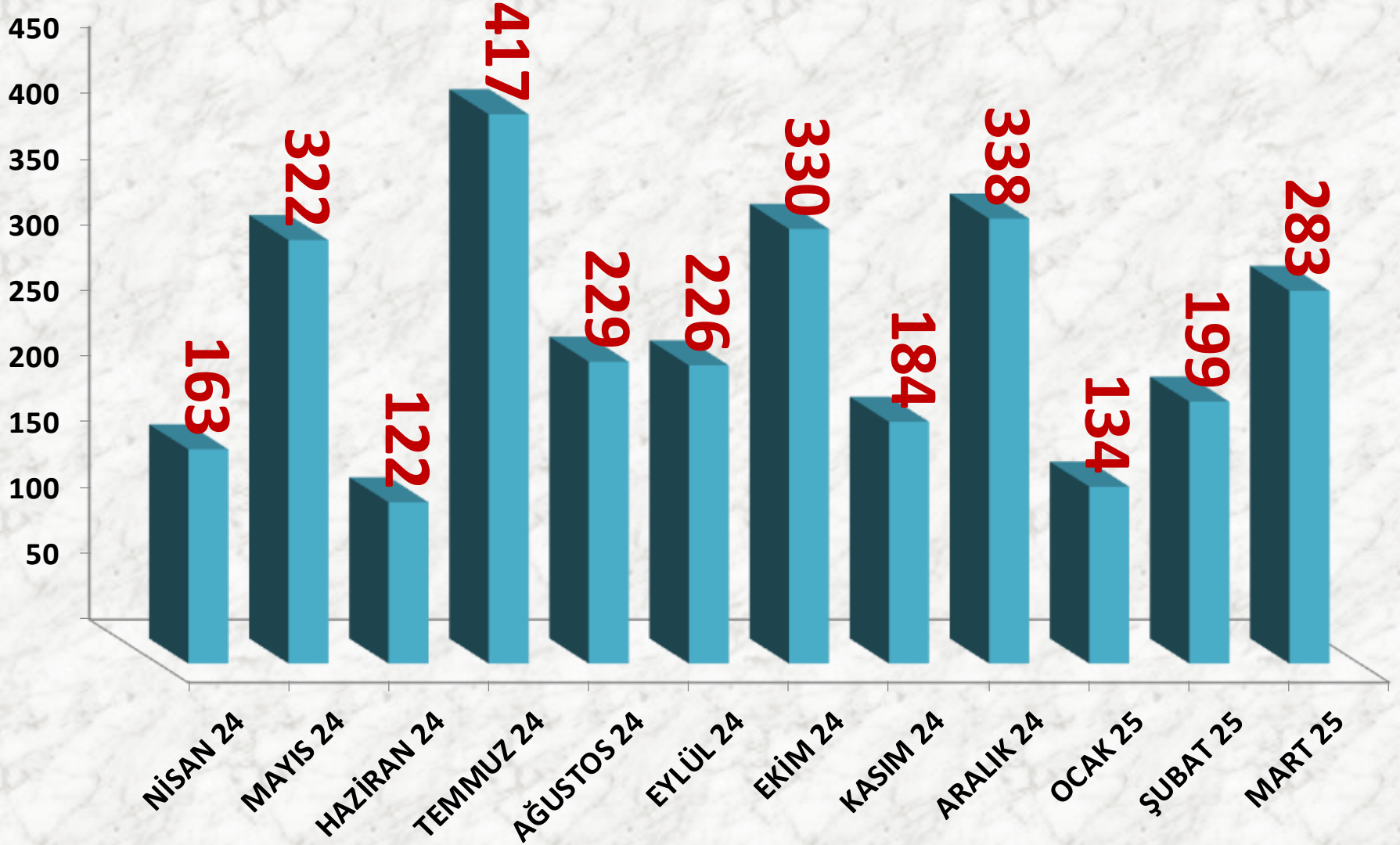
LEBLEBİ KALBURALTI (SARI)

İŞLEM MİKT. TON	2023 MART	2024 MART		2025 MART	
TTS	0	-	7 TON	312%	28 TON

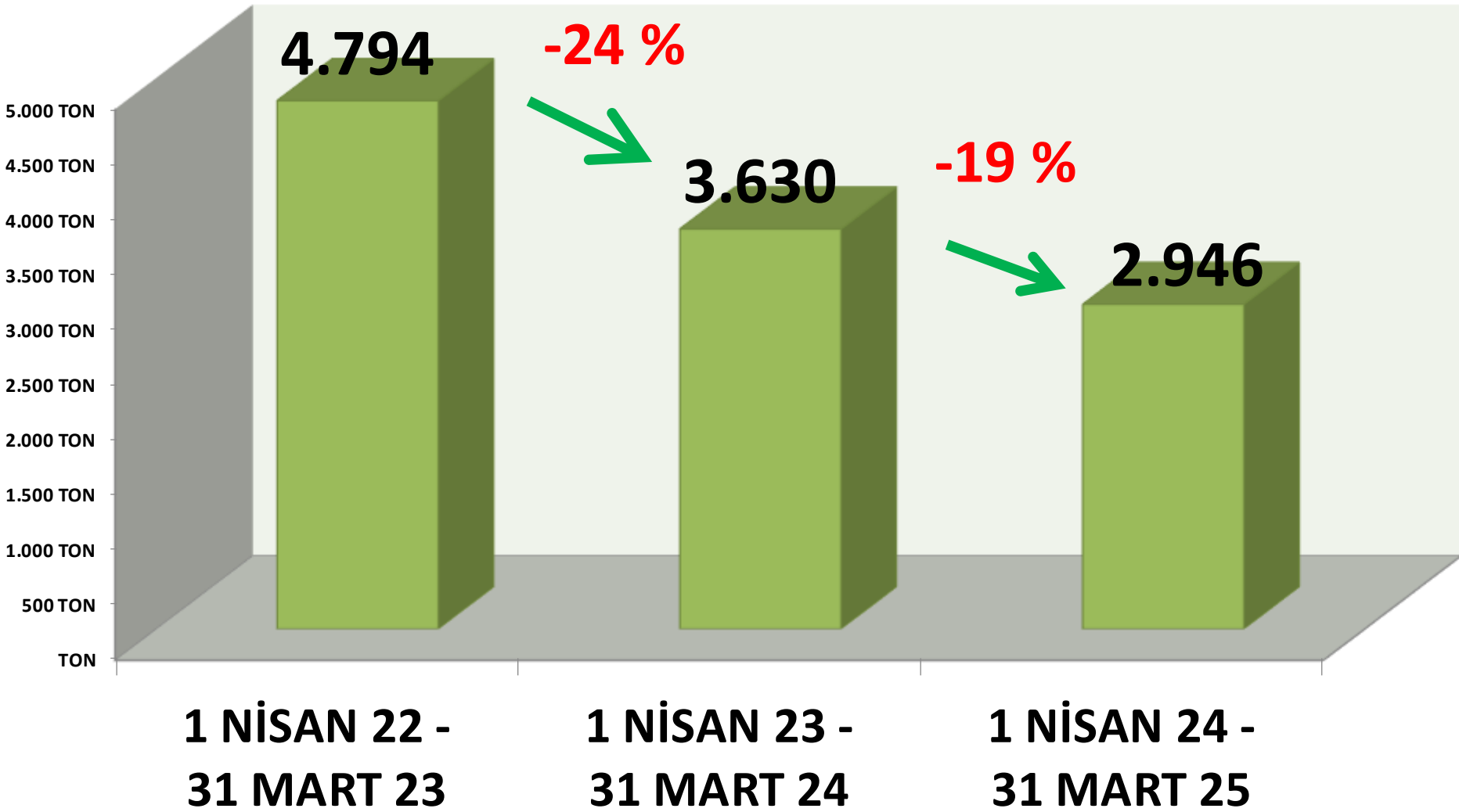
LEBLEBİ SARI TOPLAM

İŞLEM MİKT. TON	2023 MART	2024 MART		2025 MART	
TTS	<u>479 TON</u>	-38%	<u>297 TON</u>	-5%	<u>283 TON</u>

Leblebi Sarı İşlem Miktarı (Ton)



YILLIK TOPLAM SARI LEBLEBİ İŞLEM MİKTARI (TON)



LEBLEBİ SARI 9 mm FİYATLARI

	2023 MART	2024 MART		2025 MART	
EN AZ	24,83 TL	117%	54,00 TL	16%	62,75 TL
EN ÇOK	30,00 TL	133%	70,00 TL	14%	80,00 TL
ORTALAMA	27,92 TL	131%	64,52 TL	2%	66,01 TL

LEBLEBİ SARI 9,50 mm FİYATLARI

	2023 MART	2024 MART		2025 MART	
EN AZ	32,00 TL	142%	77,50 TL	5%	81,50 TL
EN ÇOK	32,50 TL	138%	77,50 TL	27%	98,07 TL
ORTALAMA	32,11 TL	141%	77,50 TL	14%	88,55 TL

LEBLEBİ SARI 9,75 mm FİYATLARI

	2023 MART	2024 MART		2025 MART	
EN AZ	36,00 TL	125%	81,00 TL	27%	103,00 TL
EN ÇOK	40,00 TL	125%	90,00 TL	33%	120,00 TL
ORTALAMA	37,17 TL	126%	84,00 TL	27%	106,67 TL

LEBLEBİ SARI 10 mm FİYATLARI

	2023 MART	2024 MART		2025 MART	
EN AZ	41,00 TL	124%	92,00 TL	32%	121,00 TL
EN ÇOK	65,00 TL	54%	100,00 TL	49%	148,52 TL
ORTALAMA	49,42 TL	89%	93,35 TL	36%	127,09 TL

LEBLEBİ KALBURALTI (SARI) FİYATLARI

	2023 MART	2024 MART		2025 MART	
ORTALAMA FİYAT	-	-	41,98 TL	2%	42,83 TL

YILLIK YURTIÇİ TOPLAM LEBLEBİ İŞLEM MİKTARI

MIKTAR	1 NİSAN 22 - 31 MART 23	1 NİSAN 23 - 31 MART 24		1 NİSAN 24 - 31 MART 25	
SARI	4.794 TON	-24%	3.630 TON	-19%	2.946 TON
BEYAZ	1.512 TON	0%	1.506 TON	-7%	1.402 TON
KAPL.+KIRIK	2.218 TON	-13%	1.919 TON	-12%	1.689 TON
LEBLEBİ TOPLAM	8.523 TON	-17%	7.055 TON	-14%	6.037 TON

YILLIK TOPLAM TTS LEBLEBİ TESCİLİ



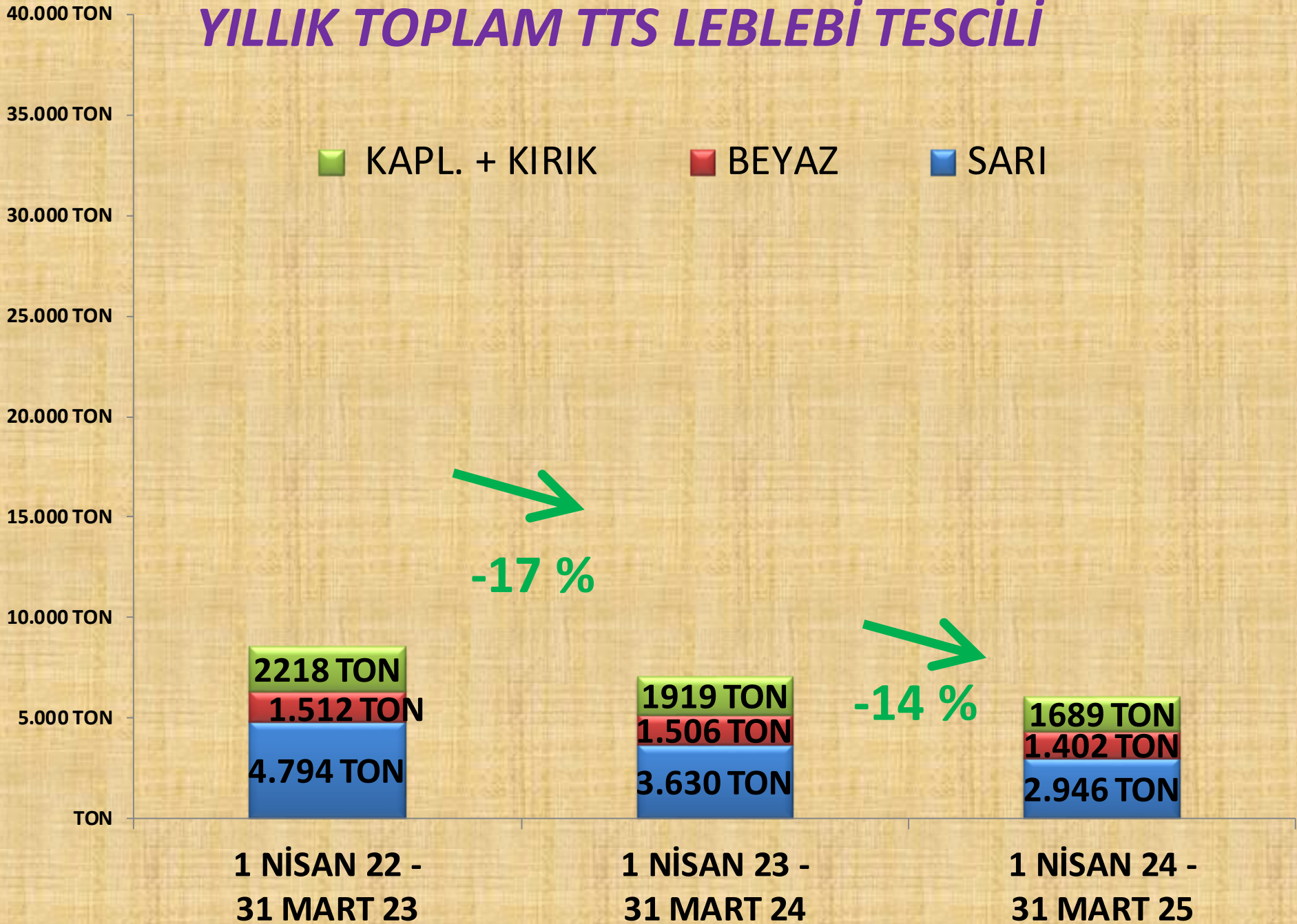
KAPL. + KIRIK



BEYAZ



SARI



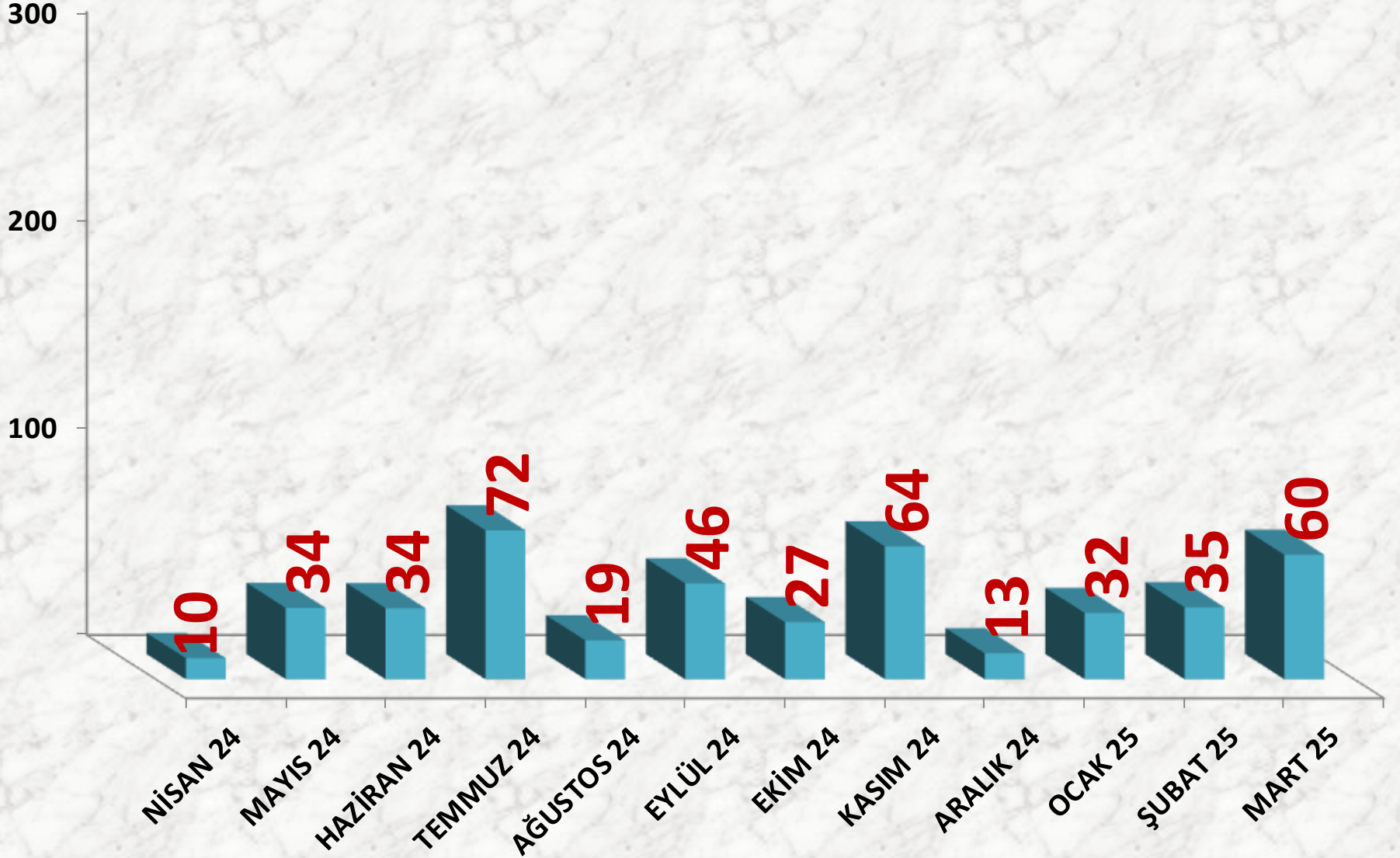
LEBLEBİ İHRACAT MİKTARLARI

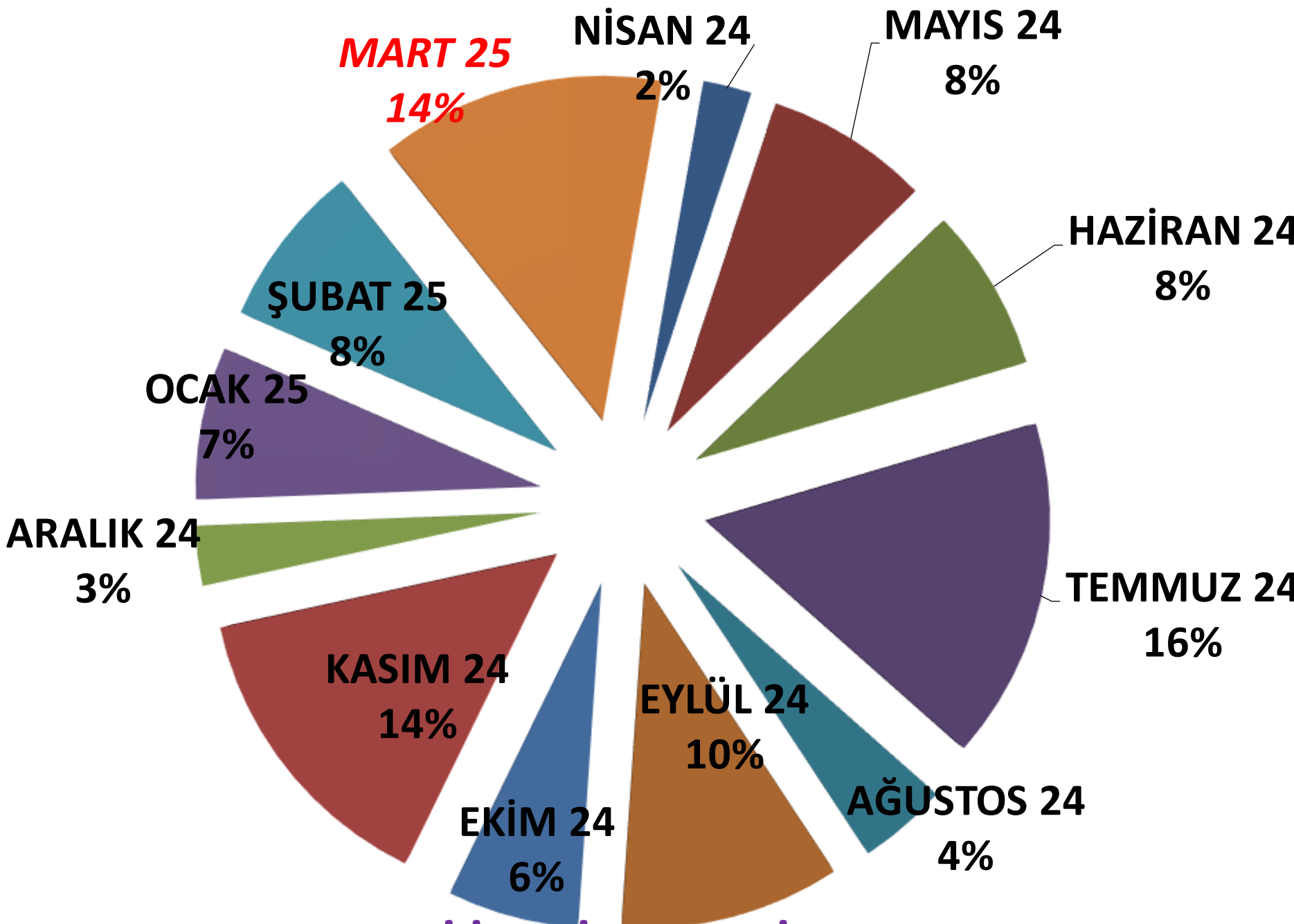
2023 MART	
SARI LEBLEBİ	24.308 kg.
BEYAZ LEBLEBİ	2.728 kg.
KAPLAMALI LEBLEBİ	2.064 kg.
KIRIK LEBLEBİ	-
LEBLEBİ UNU	-
LEBLEBİ KALBURALTI	-
TOPLAM	29.100 kg.

2024 MART	
SARI LEBLEBİ	-
BEYAZ LEBLEBİ	29.805 kg.
KAPLAMALI LEBLEBİ	-
KIRIK LEBLEBİ	-
LEBLEBİ UNU	-
LEBLEBİ KALBURALTI	-
TOPLAM	29.805 kg.

2025 MART	
SARI LEBLEBİ	59.940 kg.
BEYAZ LEBLEBİ	-
KAPLAMALI LEBLEBİ	-
KIRIK LEBLEBİ	-
LEBLEBİ UNU	-
LEBLEBİ KALBURALTI	-
TOPLAM	59.940 kg.

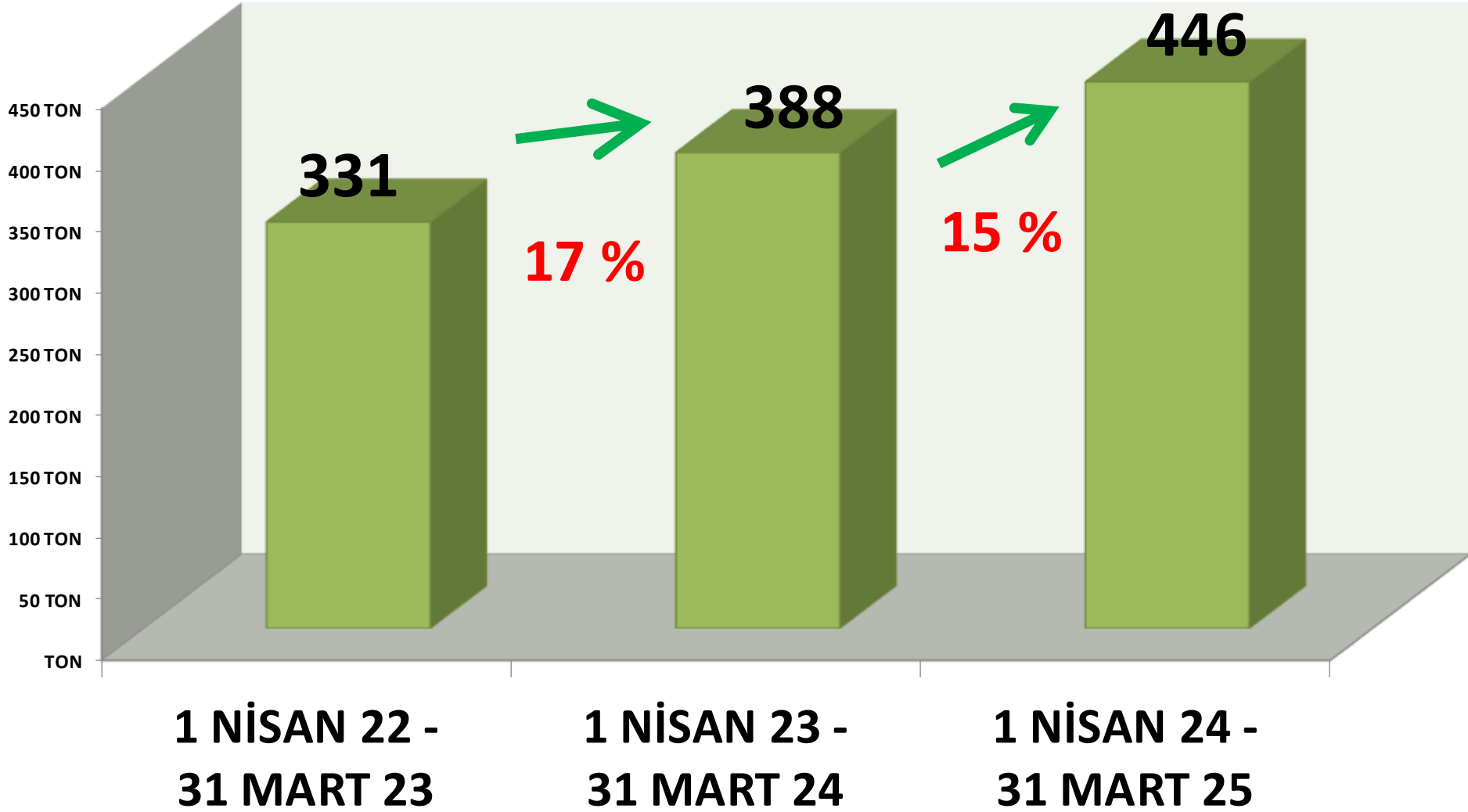
Leblebi İhracat (Ton)





AYLIK LEBLEBİ İHR. İŞLEM MİKTARI ORANLARI

YILLIK TOPLAM LEBLEBİ İHRACAT MİKTARI (TON)



AYÇEKİRDEĞİ

İŞLEM MİKTARI TON	2023 MART	2024 MART		2025 MART	
MTS	696 TON	152%	1.756 TON	51%	2.659 TON
TTS	826 TON	15%	951 TON	93%	1.833 TON

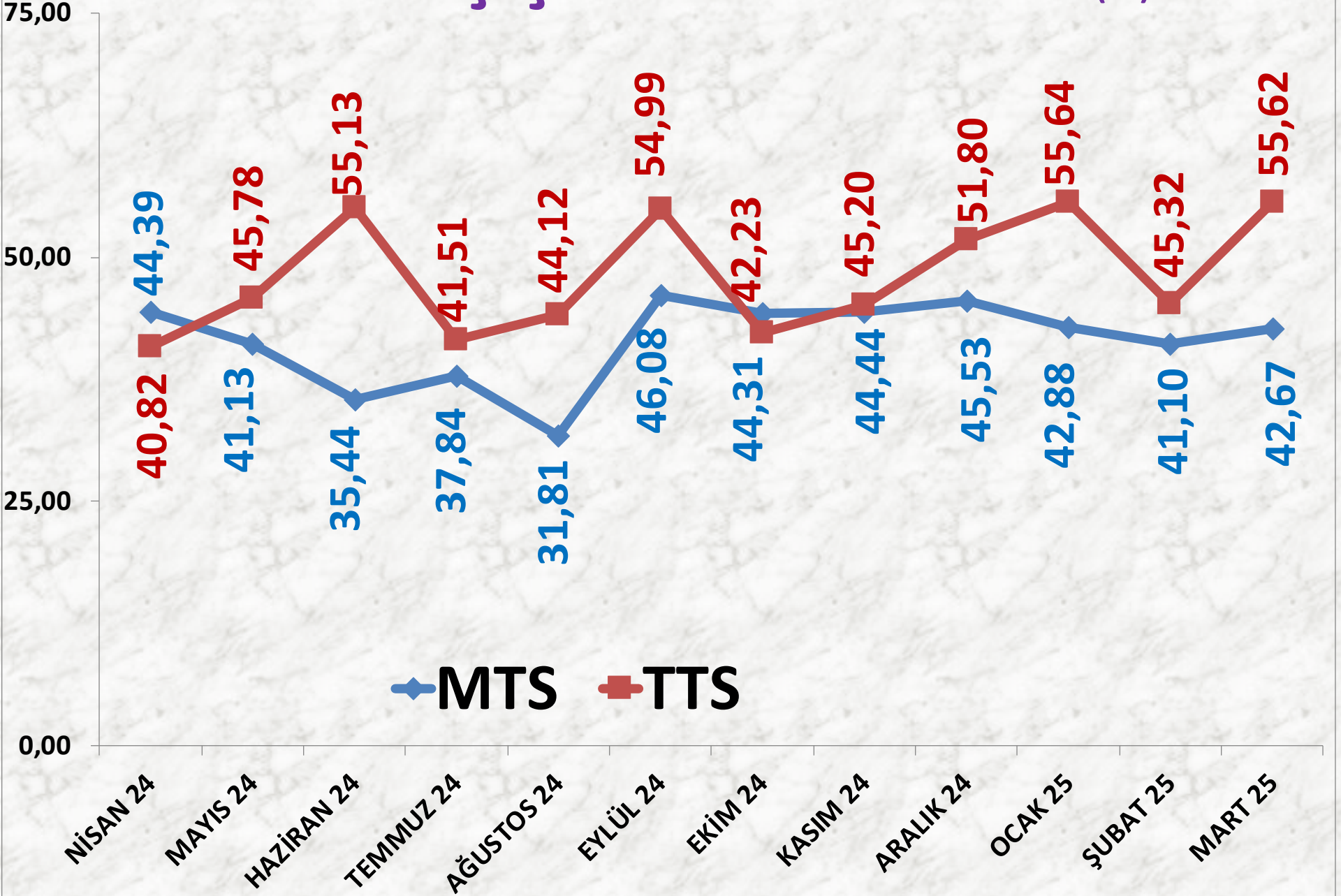
AYÇİÇEĞİ FİYATLARI

EN AZ FİYAT	2023 MART	2024 MART		2025 MART	
MTS	26,47 TL	4%	27,55 TL	-24%	21,00 TL
TTS	27,00 TL	7%	29,00 TL	-7%	27,00 TL

EN ÇOK FİYAT	2023 MART	2024 MART		2025 MART	
MTS	45,00 TL	141%	108,30 TL	-10%	96,94 TL
TTS	52,87 TL	54%	81,57 TL	-2%	80,00 TL

ORTALAMA FİYAT	2023 MART	2024 MART		2025 MART	
MTS	33,47 TL	40%	46,82 TL	-9%	42,67 TL
TTS	33,74 TL	30%	44,01 TL	26%	55,62 TL

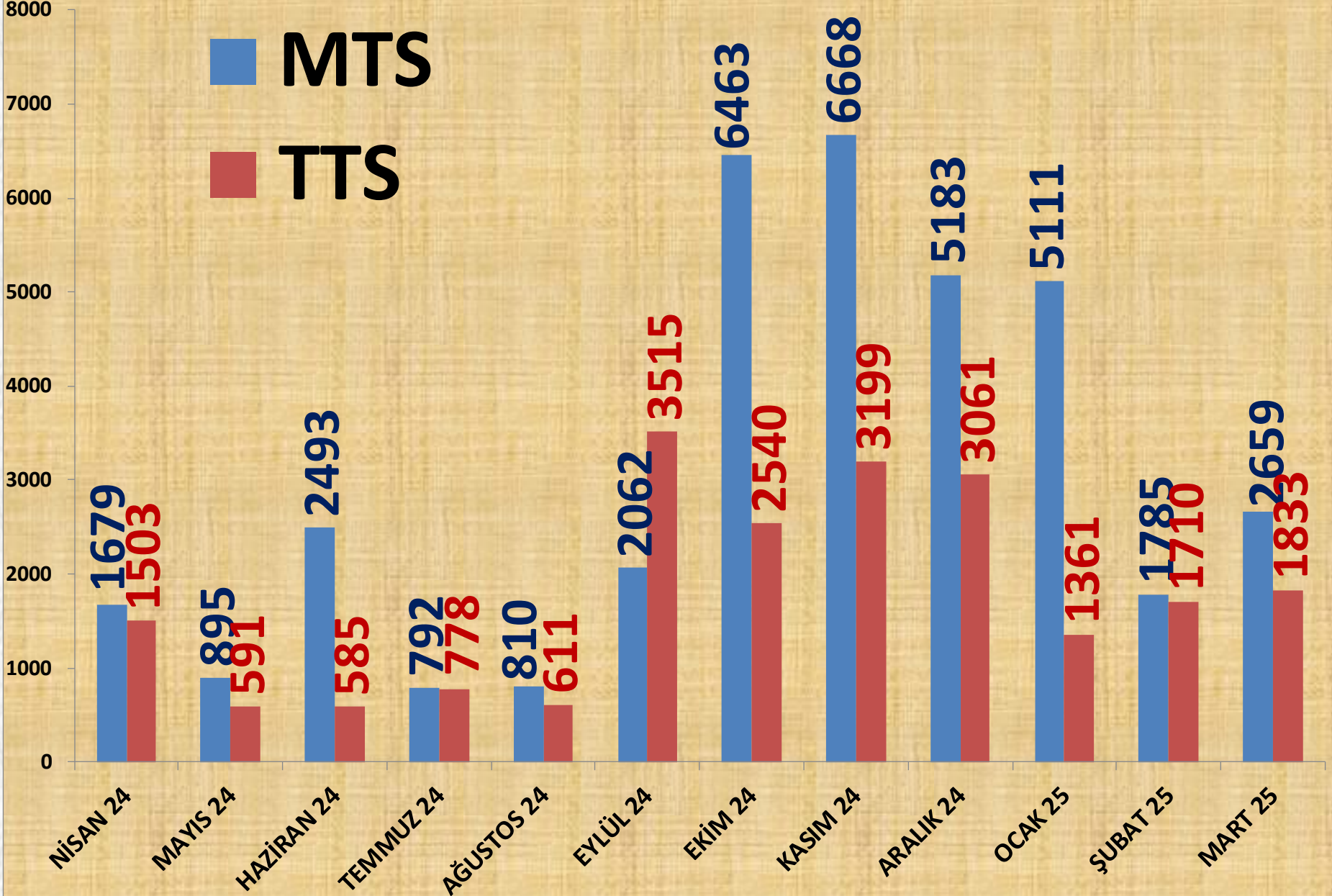
AYLIK AYÇİÇEĞİ FİYAT TRENDİ (TL)

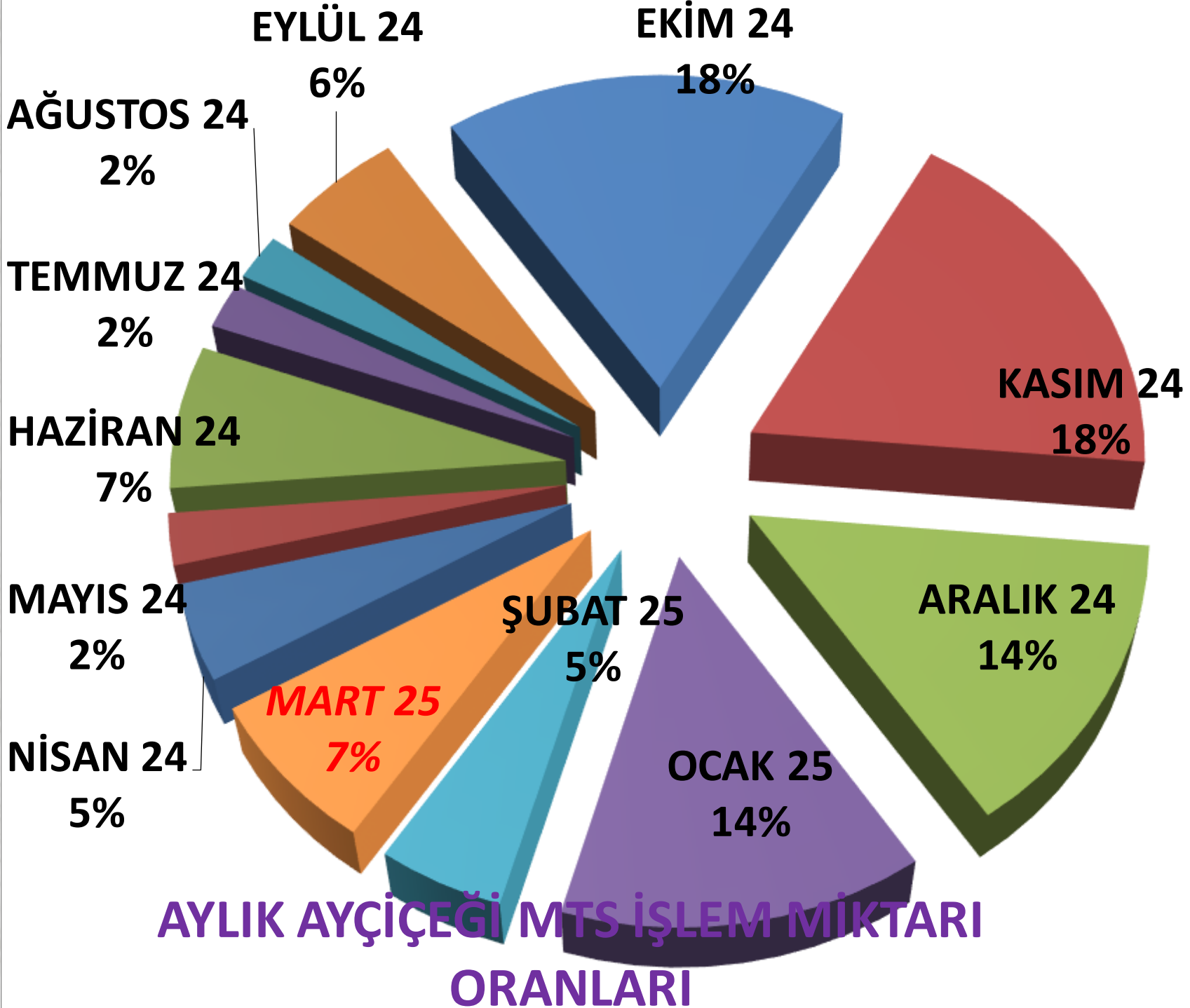


AYLIK AYÇİÇEĞİ İŞLEM MİKTARI (TON)

■ MTS

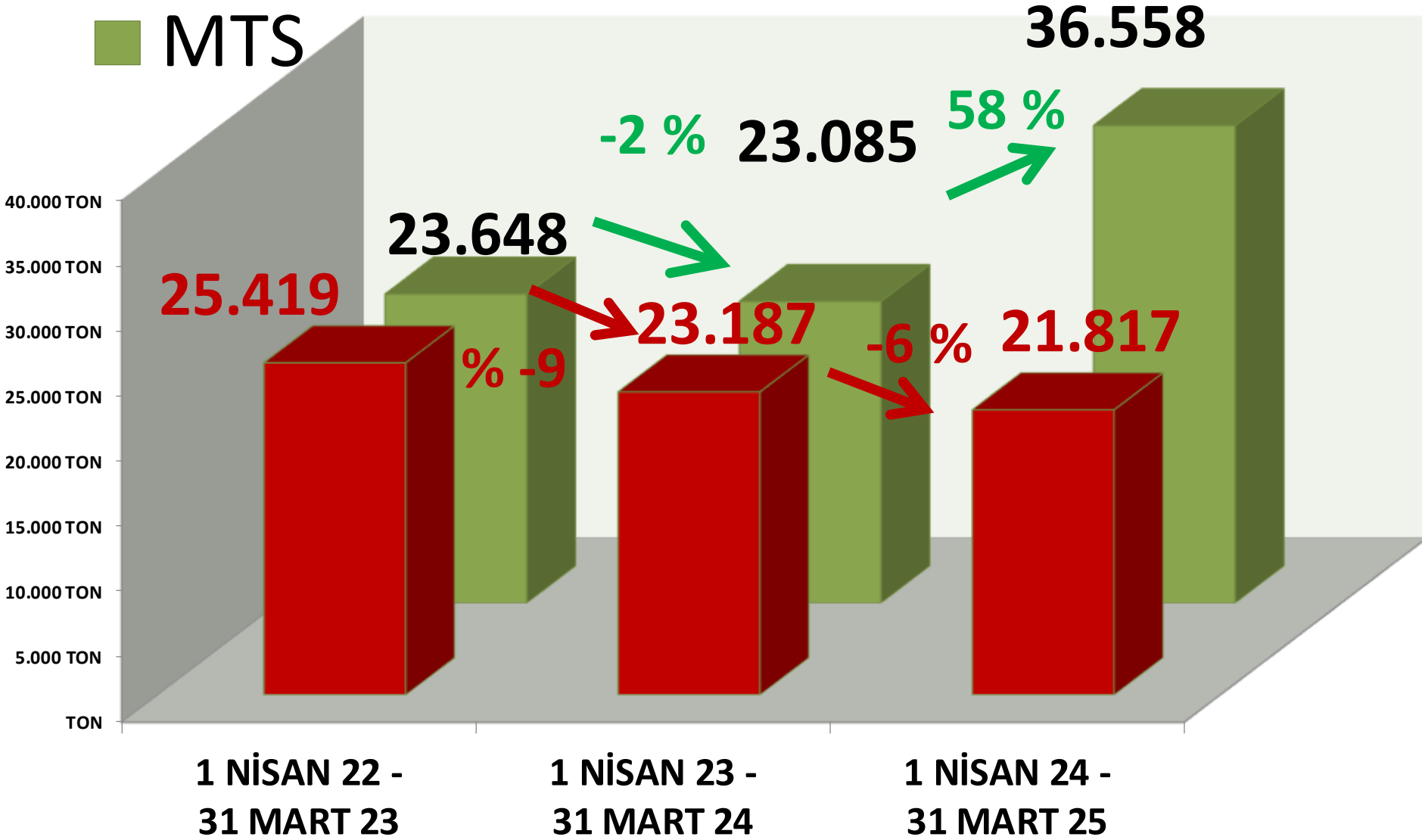
■ TTS





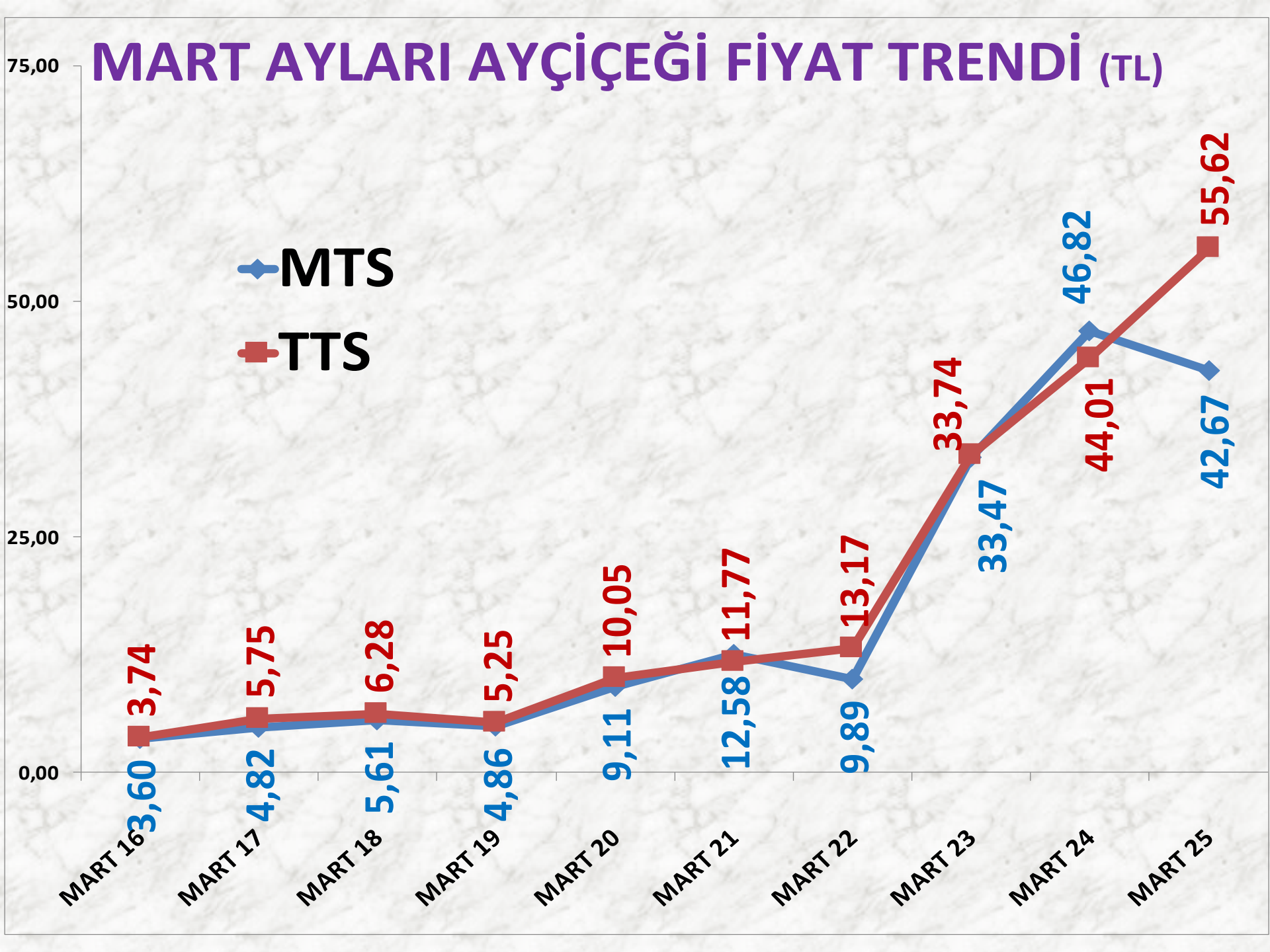
■ TTS YILLIK AYÇİÇEĞİ İŞLEM MİKTARI (TON)

■ MTS



MART AYLARI AYÇİÇEĞİ FİYAT TRENDİ (TL)

◆ MTS
■ TTS

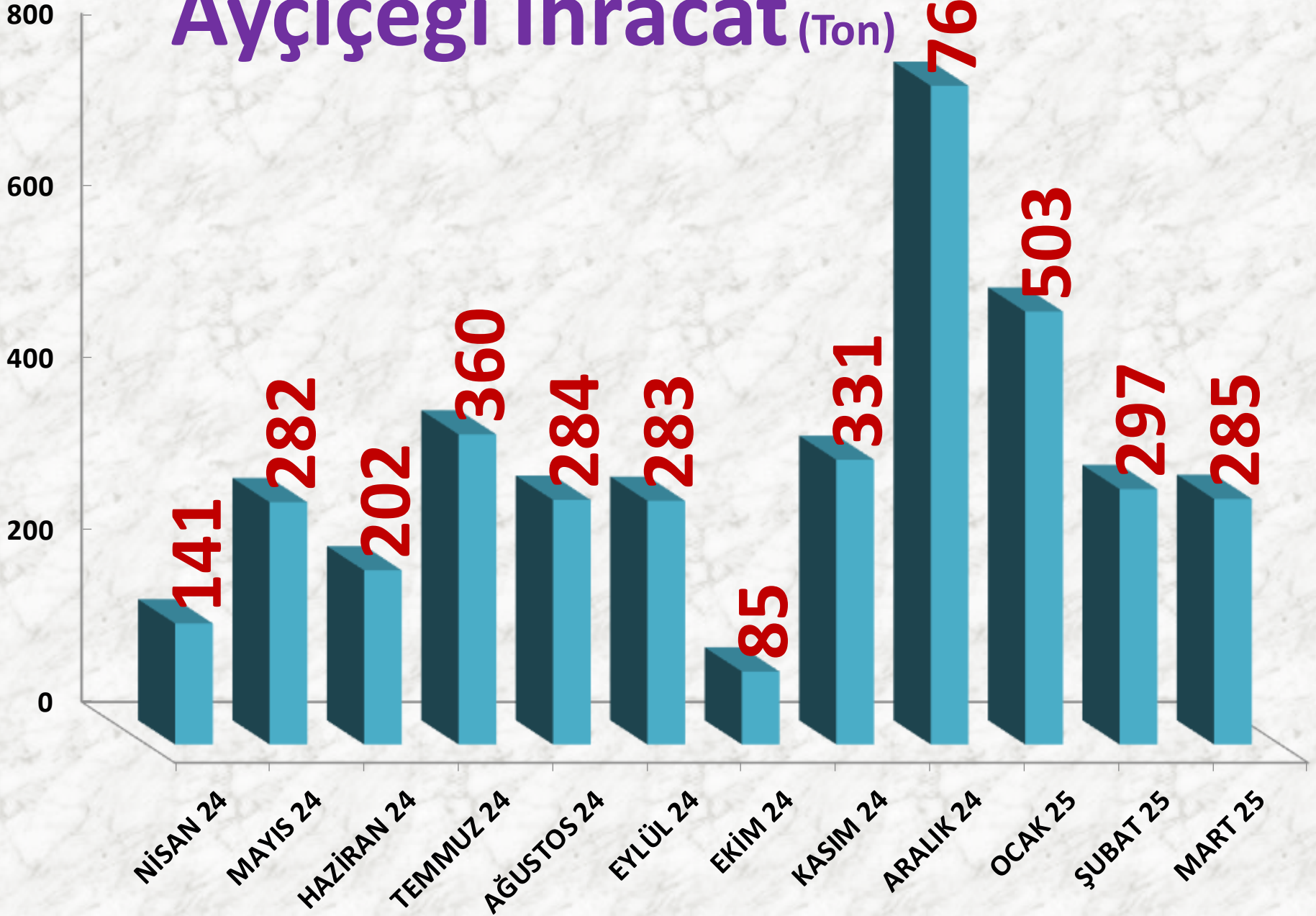


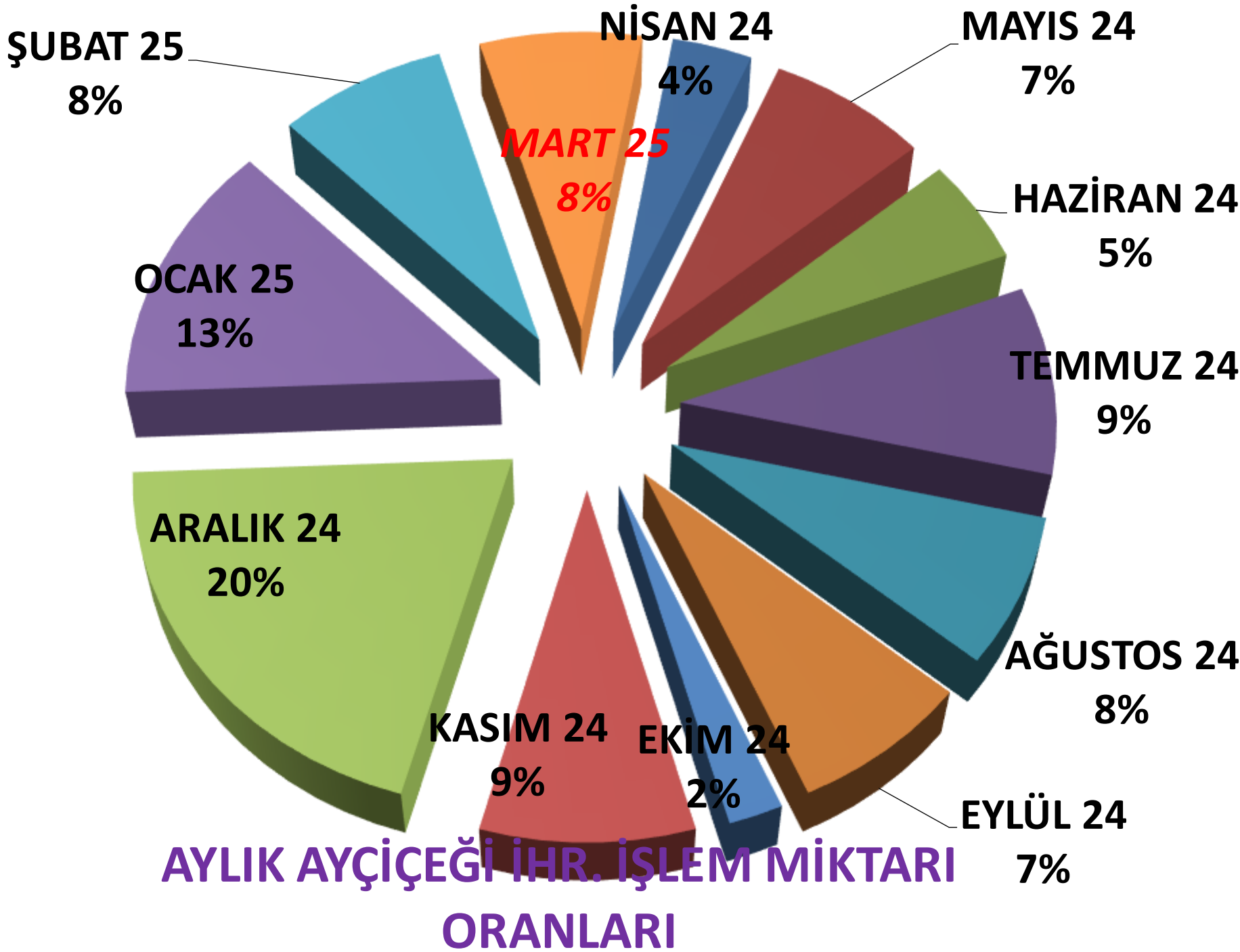
AYÇEKİRDEĞİ İHRACATI

	2023 MART	2024 MART		2025 MART	
İHRACAT	142 TON	14%	162 TON	76%	285 TON

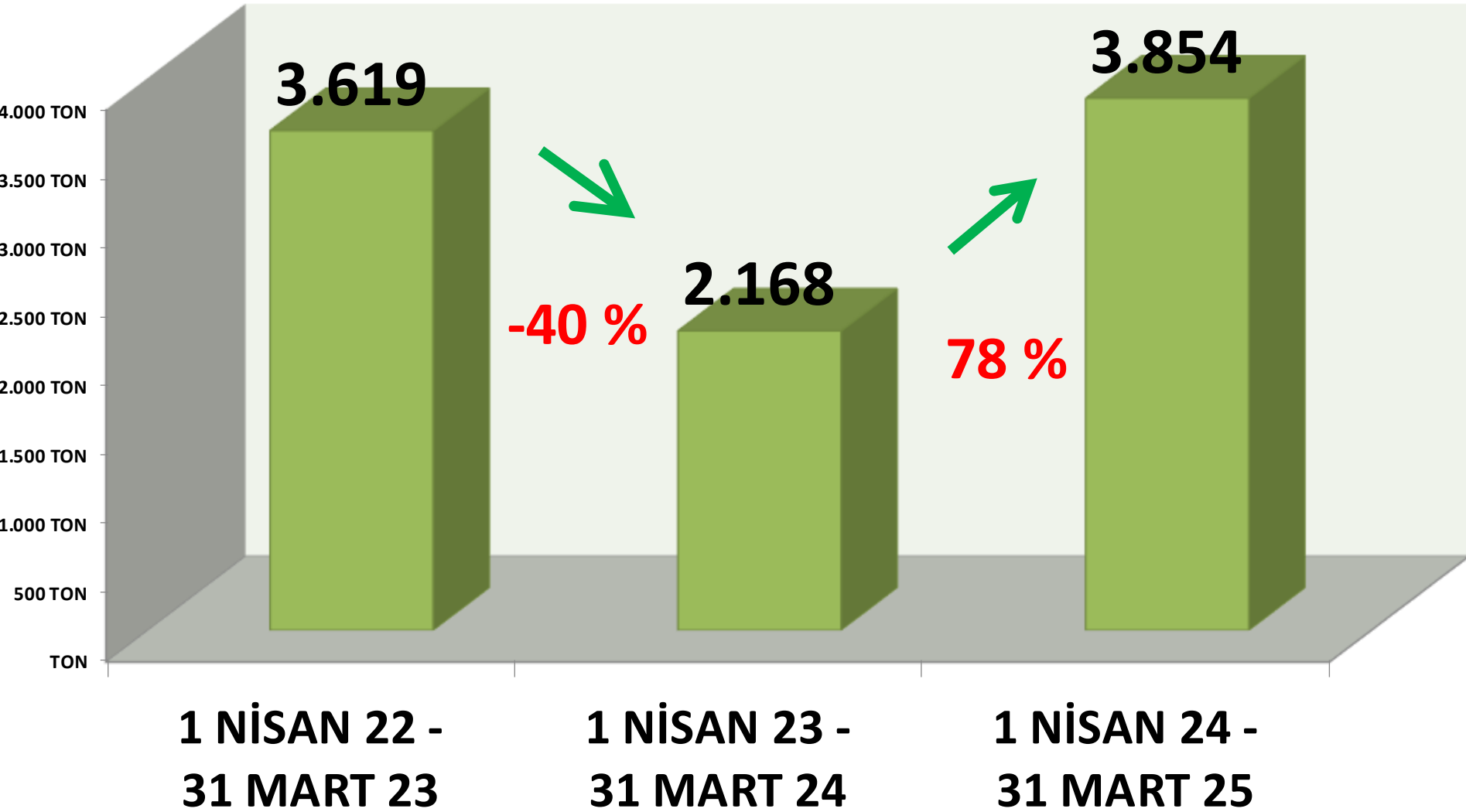


Ayçiçeği ihracat (Ton)





YILLIK TOPLAM AYÇIÇEĐİ İHRACAT MİKTARI (TON)



SÜT

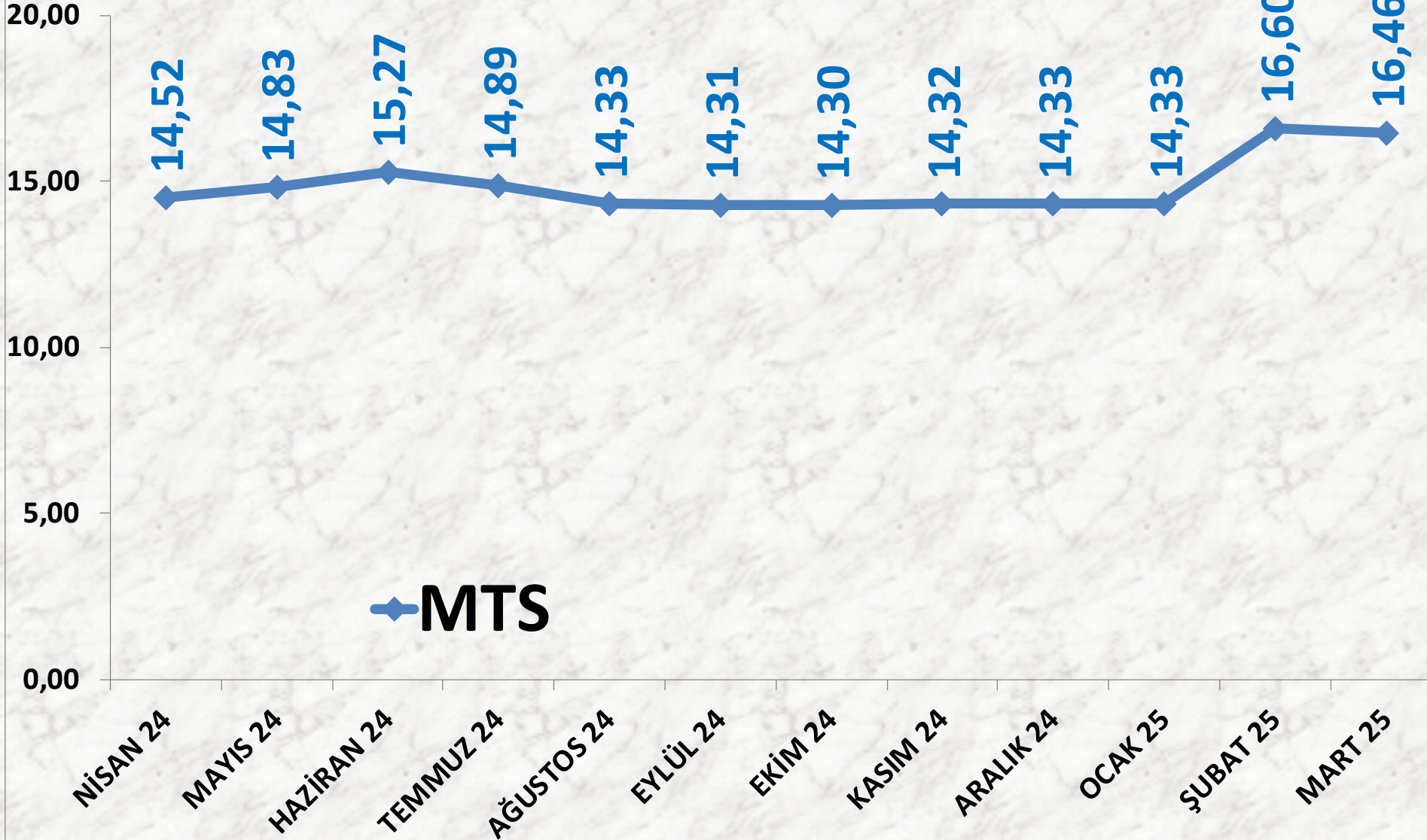
İŞLEM MİKTARI (M³)	2023 MART	2024 MART		2025 MART	
MTS	26.941 M ³	19%	32.172 M ³	2%	32.768 M ³

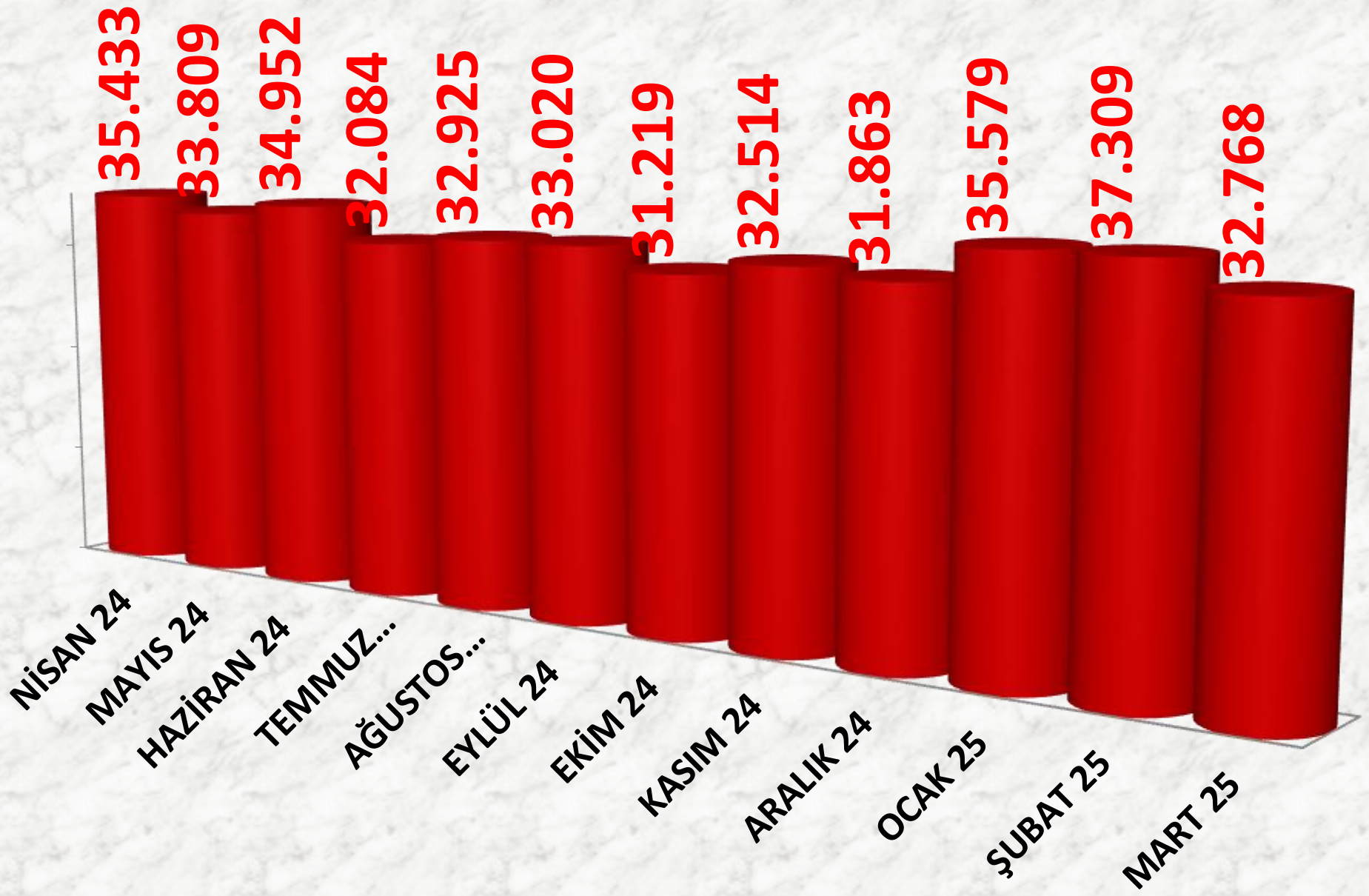
EN AZ FİYAT	2023 MART	2024 MART		2025 MART	
MTS	9,00 TL	44%	13,00 TL	4%	13,50 TL

EN ÇOK FİYAT	2023 MART	2024 MART		2025 MART	
MTS	12,50 TL	78%	22,23 TL	-16%	18,75 TL

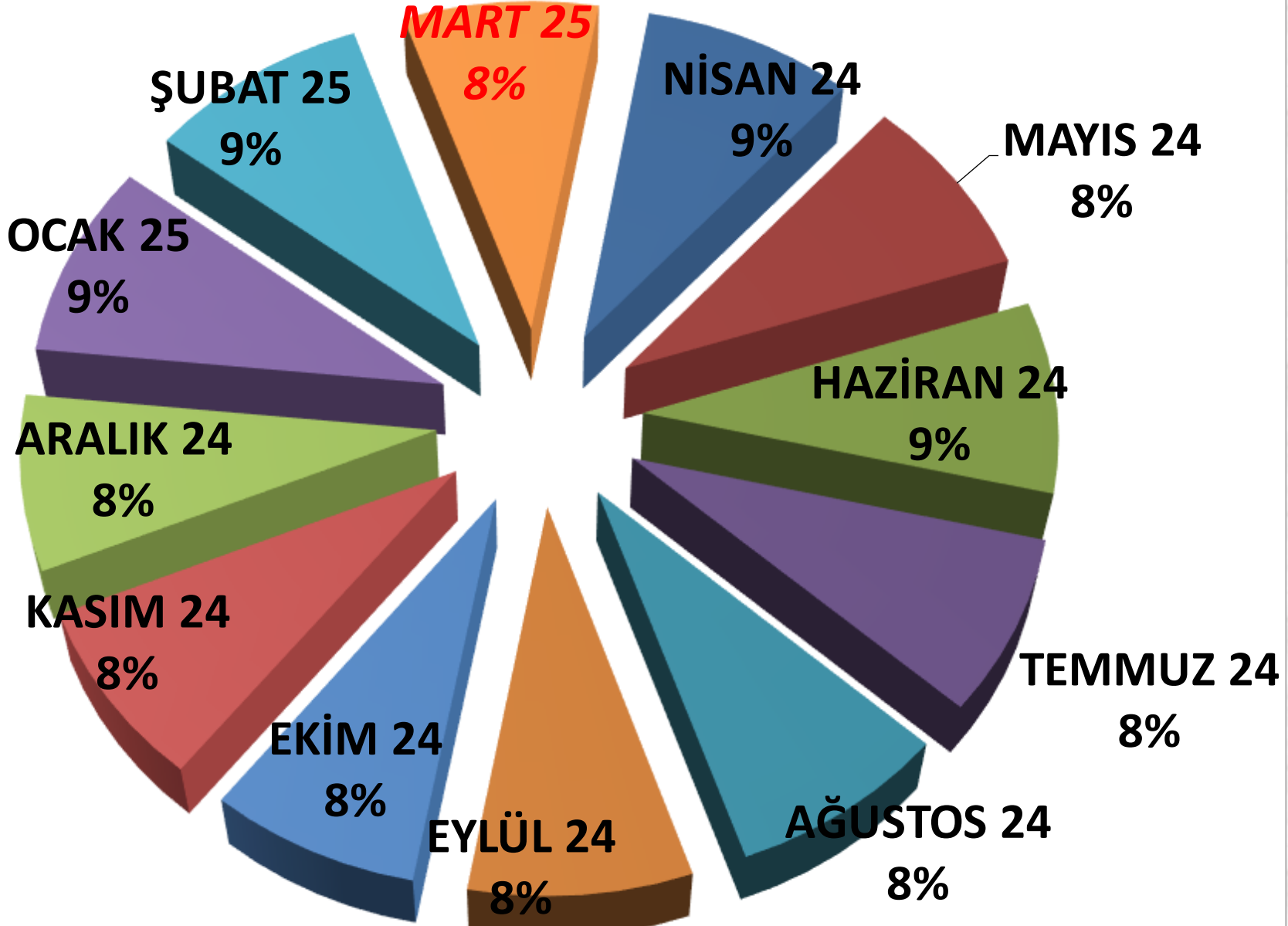
ORTALAMA FİYAT	2023 MART	2024 MART		2025 MART	
MTS	10,80 TL	34%	14,52 TL	13%	16,46 TL

AYLIK İNEK SÜTÜ FİYAT TRENDİ_(TL)



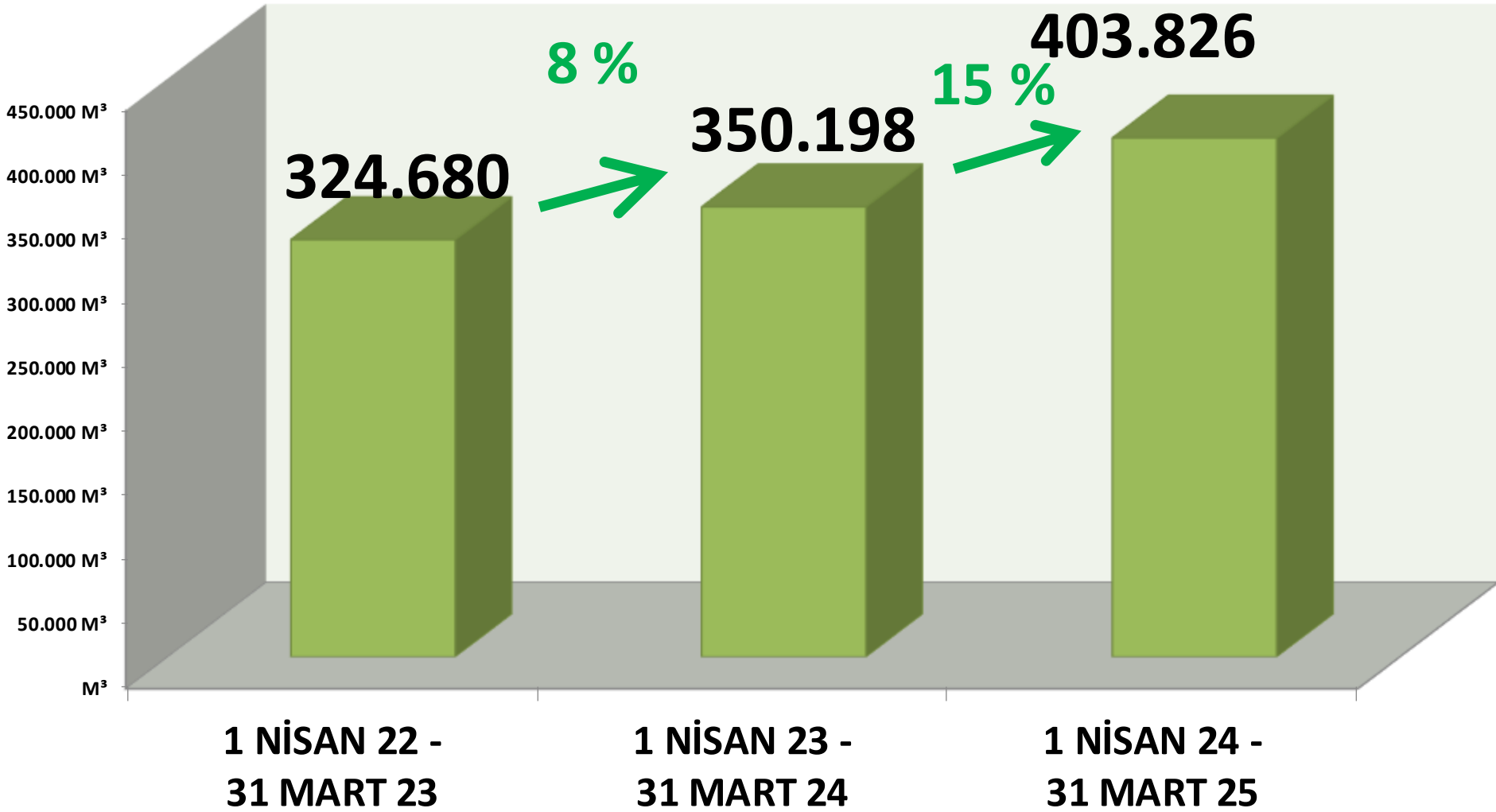


AYLIK SÜT İŞLEM MİKTARI (M³)



AYLIK SÜT MTS İŞLEM MİKTARI ORANLARI

YILLIK İNEK SÜTÜ İŞLEM MİKTARI (TON)



BEYAZ HAŞHAŞ

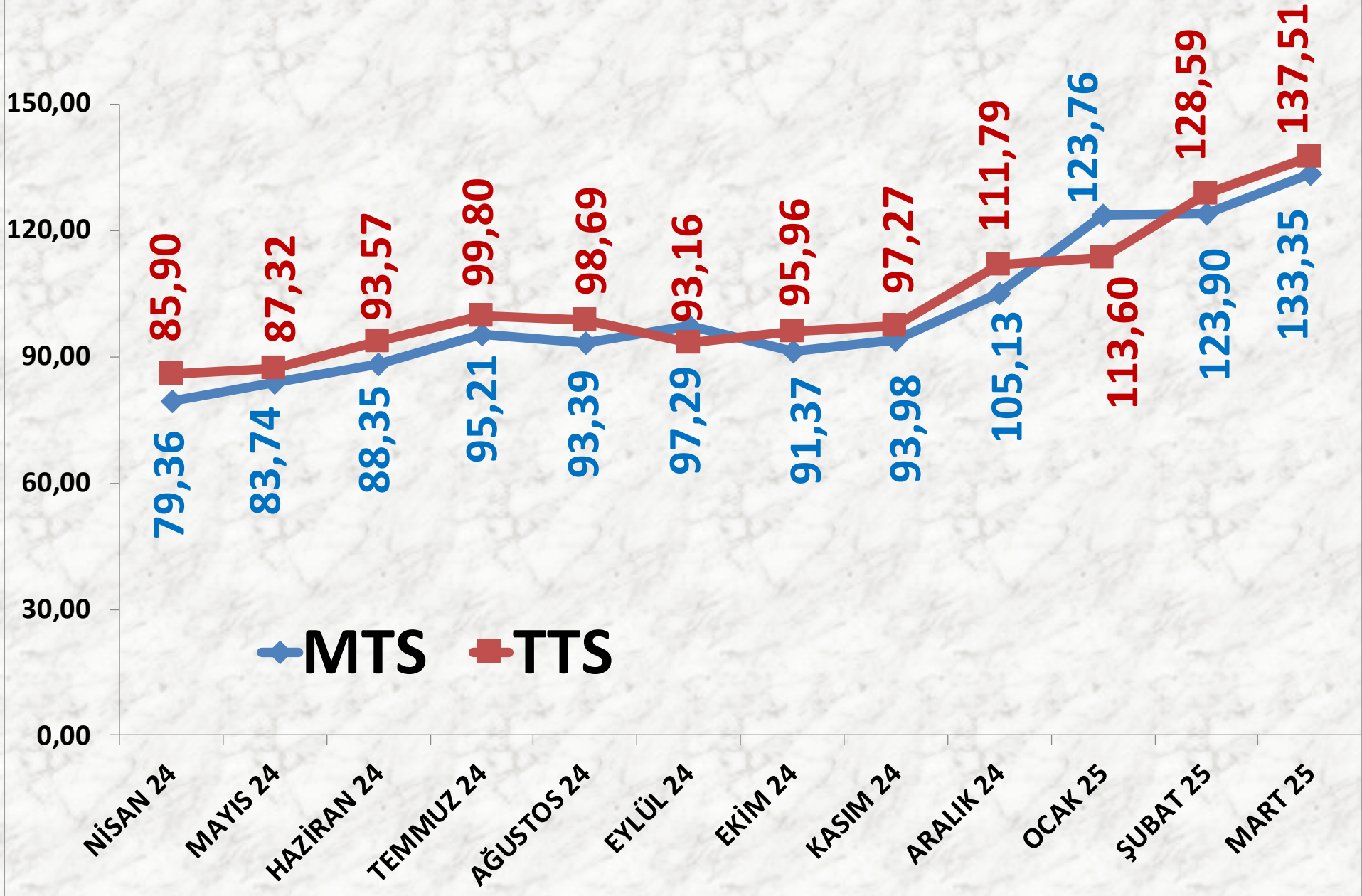
İŞLEM MİKTARI TON	2023 MART	2024 MART		2025 MART	
MTS	52 TON	175%	142 TON	-49%	73 TON
TTS	105 TON	46%	153 TON	-66%	52 TON

EN AZ FİYAT	2023 MART	2024 MART		2025 MART	
MTS	59,00 TL	34%	79,00 TL	61%	127,35 TL
TTS	60,00 TL	36%	81,60 TL	64%	134,00 TL

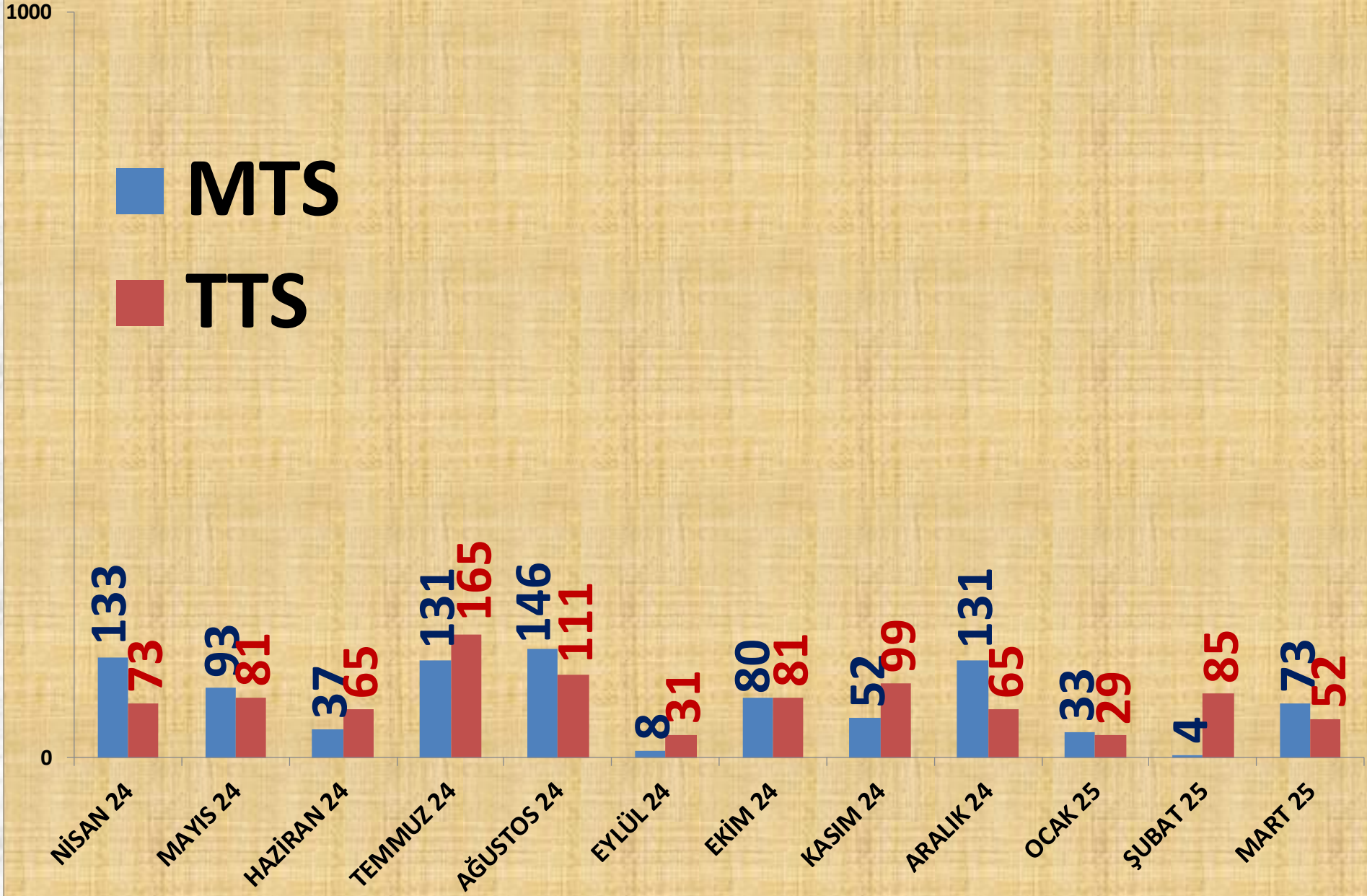
EN ÇOK FİYAT	2023 MART	2024 MART		2025 MART	
MTS	65,00 TL	26%	82,00 TL	68%	137,75 TL
TTS	75,37 TL	59%	119,53 TL	46%	175,00 TL

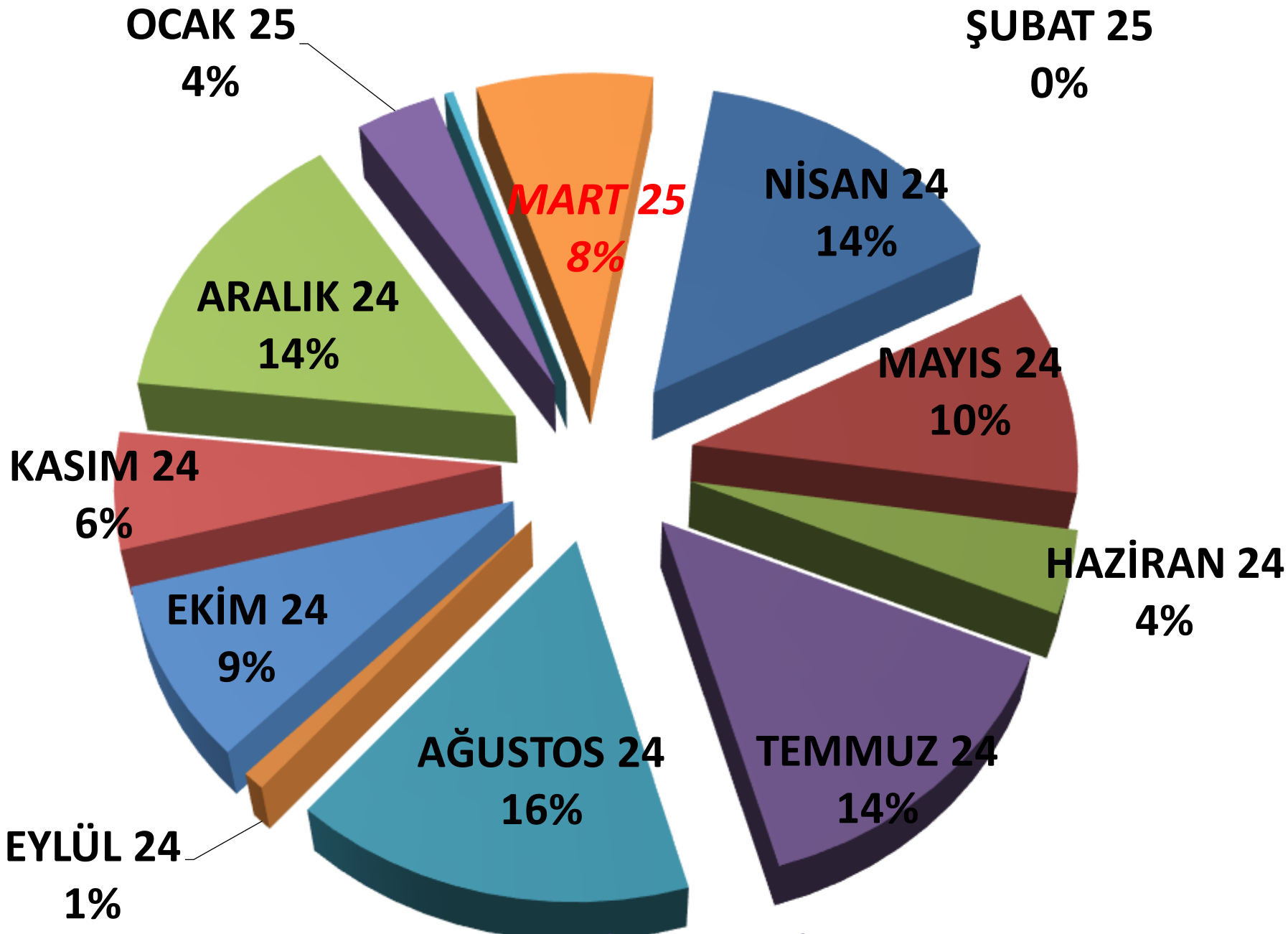
ORTALAMA FİYAT	2023 MART	2024 MART		2025 MART	
MTS	60,18 TL	36%	81,87 TL	63%	133,35 TL
TTS	62,24 TL	38%	86,03 TL	60%	137,51 TL

AYLIK B. HAŞHAŞ FİYAT TRENDİ (TL)



AYLIK B. HAŞHAŞ İŞLEM MİKTARI (TON)



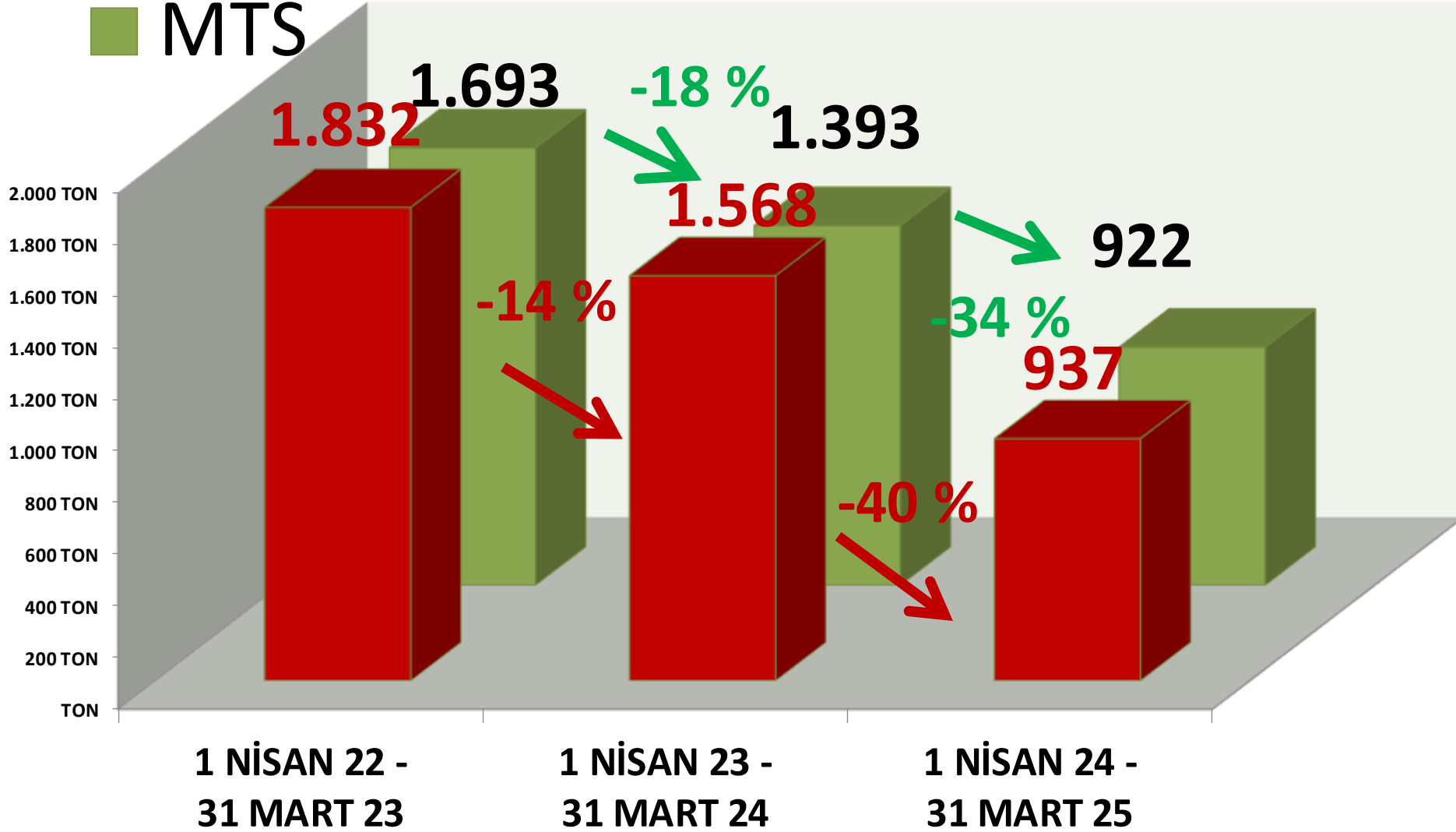


AYLIK B. HAŞHAŞ MTS İŞLEM MİKTARI ORANLARI

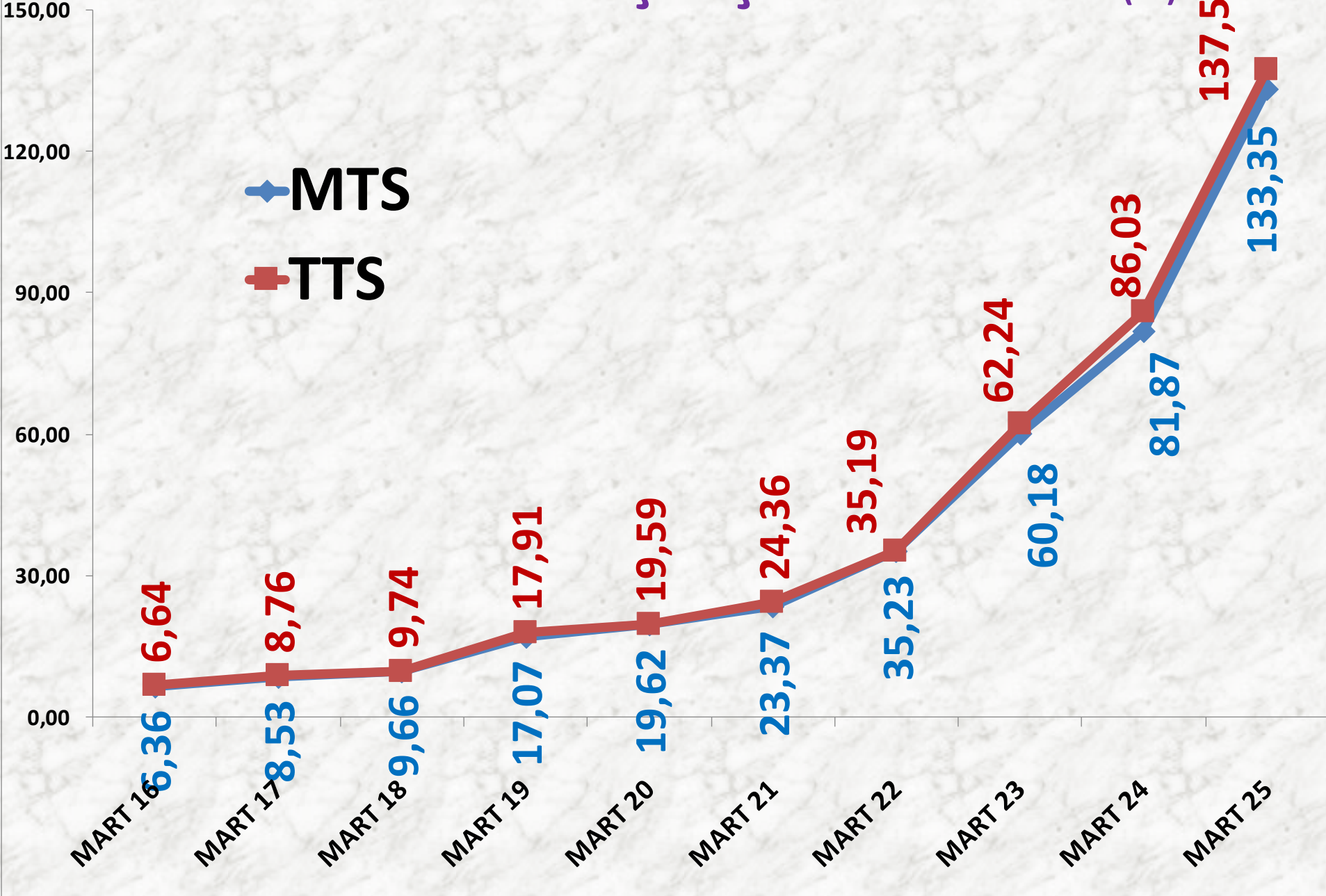
■ TTS

YILLIK B. HAŞHAŞ İŞLEM MİKTARI (TON)

■ MTS



MART AYLARI B. HAŞHAŞ FİYAT TRENDİ (TL)



MAVİ HAŞHAŞ

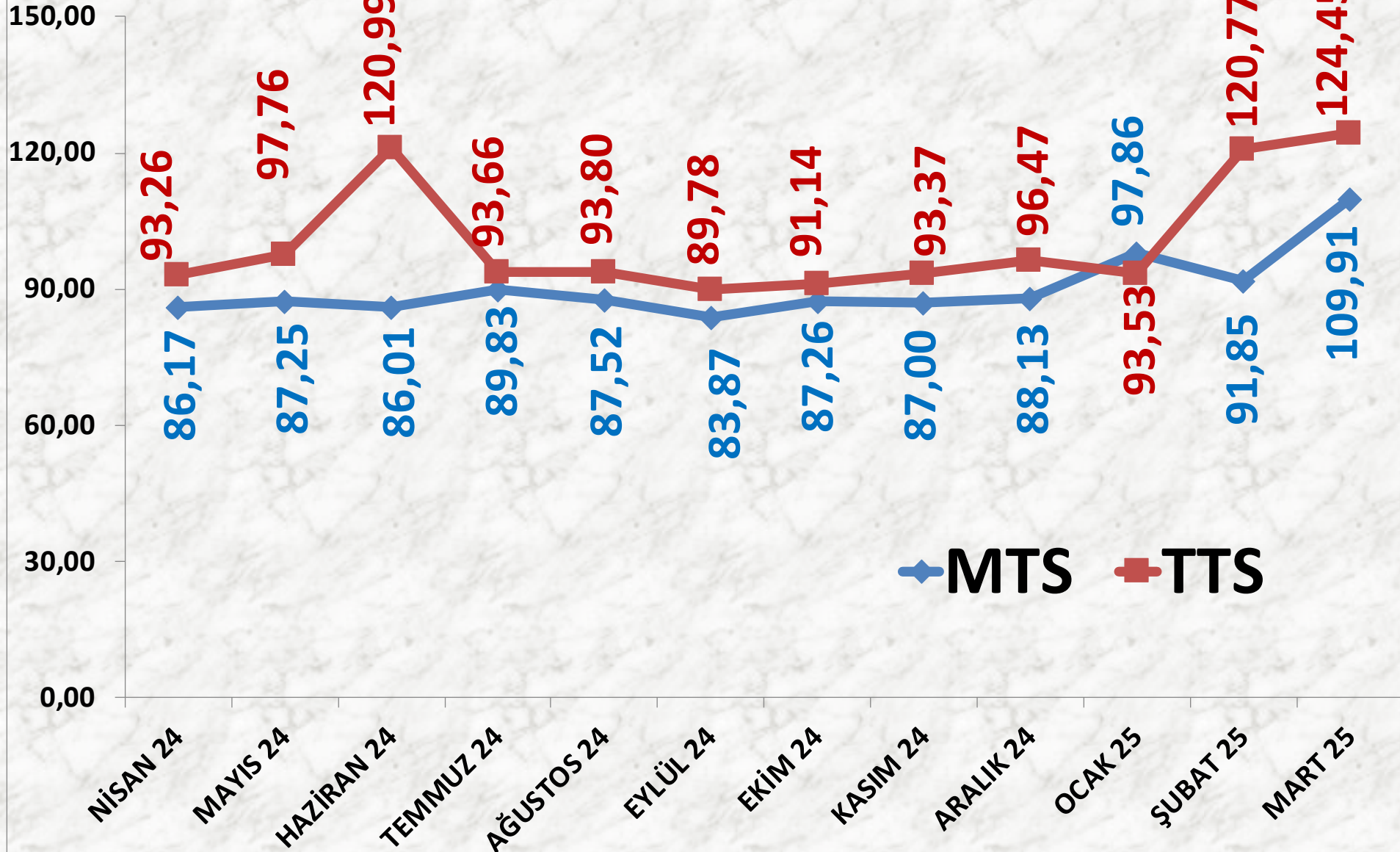
İŞLEM MİKTARI TON	2023 MART	2024 MART		2025 MART	
MTS	0	-	29 TON	-42%	17 TON
TTS	52 TON	26%	66 TON	-91%	6 TON

EN AZ FİYAT	2023 MART	2024 MART		2025 MART	
MTS	-	-	85,50 TL	13%	97,00 TL
TTS	53,25 TL	69%	90,00 TL	33%	120,00 TL

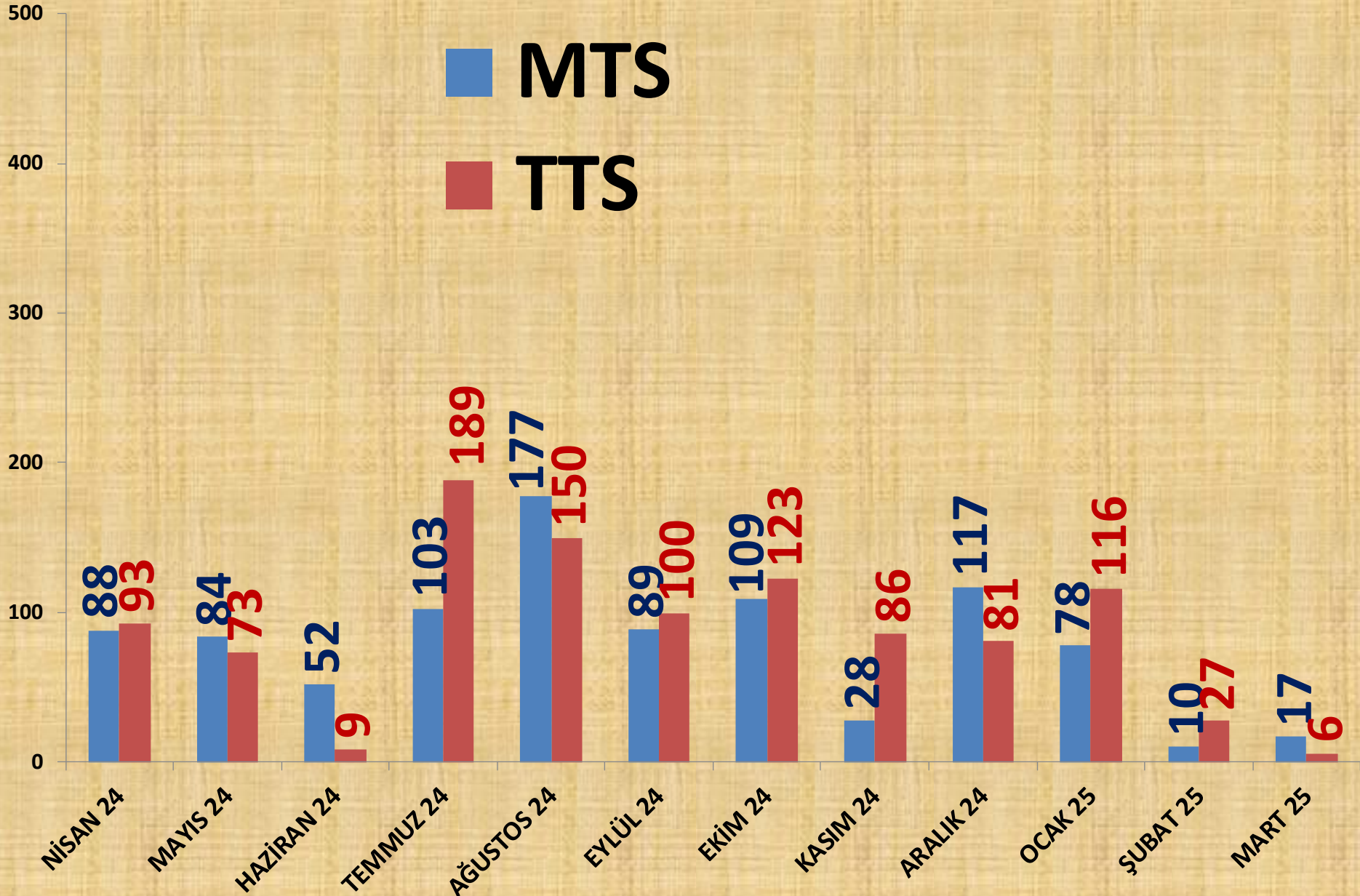
EN ÇOK FİYAT	2023 MART	2024 MART		2025 MART	
MTS	-	-	90,00 TL	33%	120,00 TL
TTS	67,00 TL	91%	128,00 TL	5%	135,00 TL

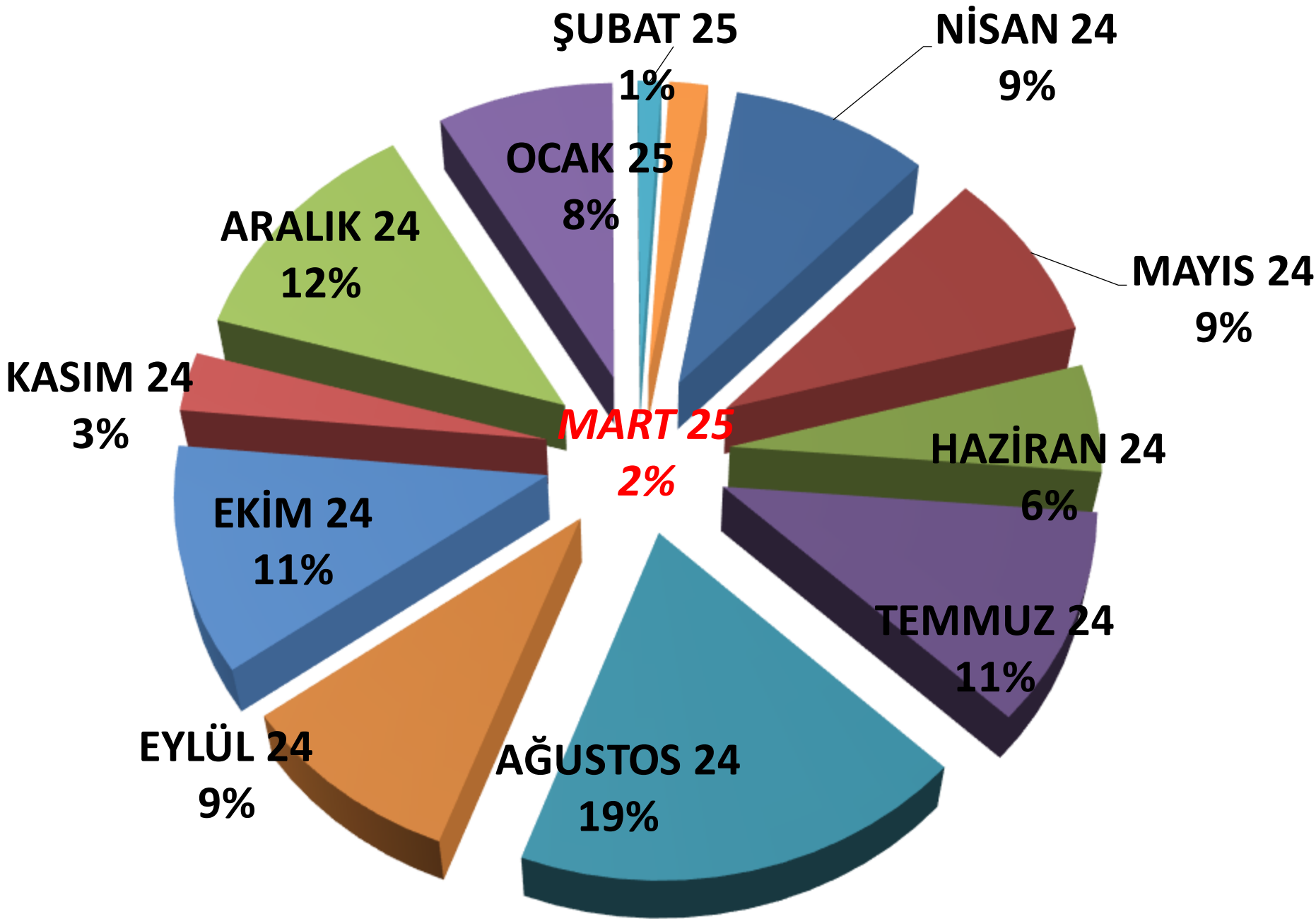
ORTALAMA FİYAT	2023 MART	2024 MART		2025 MART	
MTS	-	-	85,54 TL	28%	109,91 TL
TTS	55,39 TL	71%	94,98 TL	31%	124,45 TL

AYLIK MAVİ HAŞHAŞ FİYAT TRENDİ (TL)



AYLIK MAVİ HAŞHAŞ İŞLEM MİKTARI (TON)

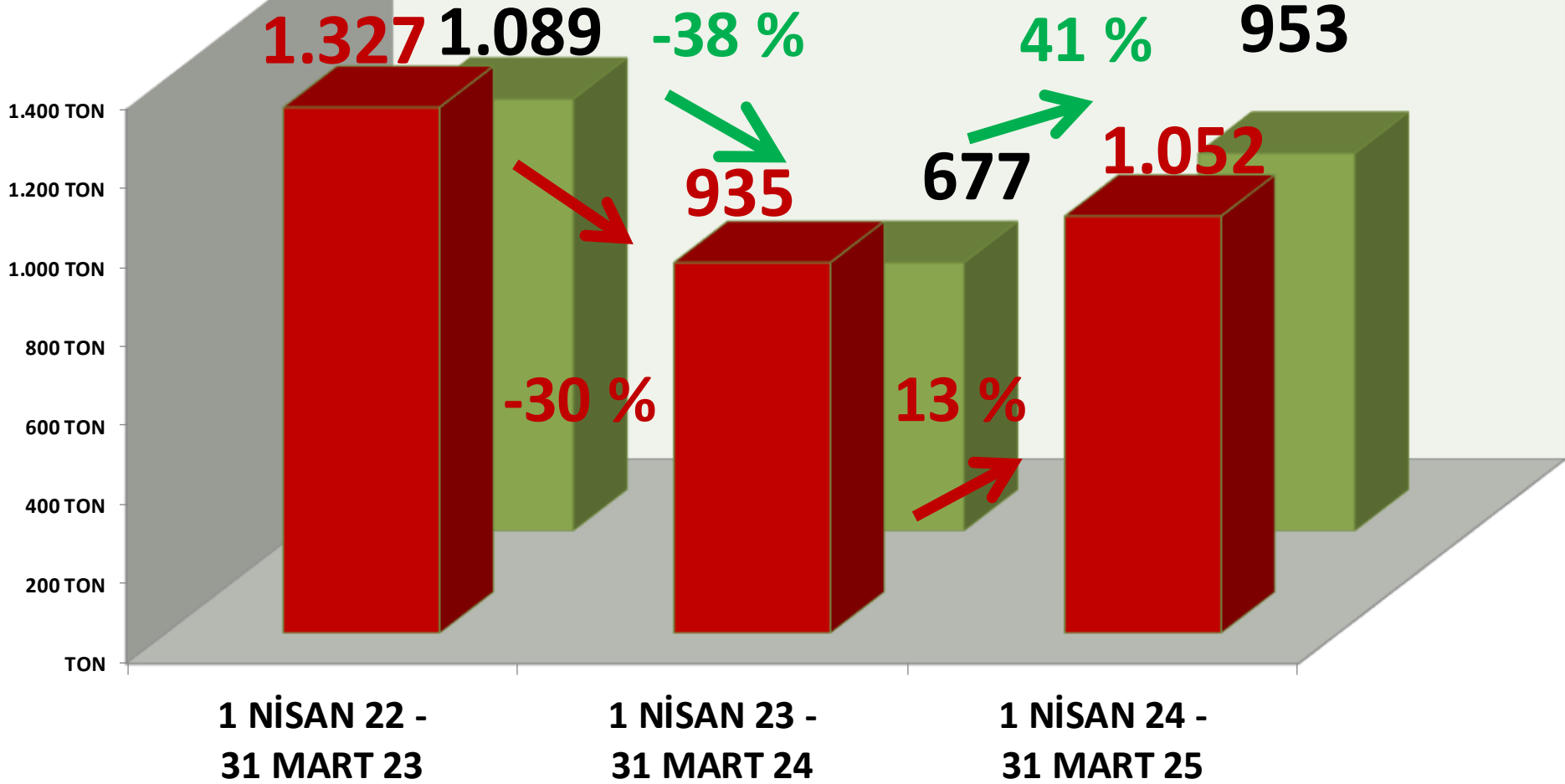




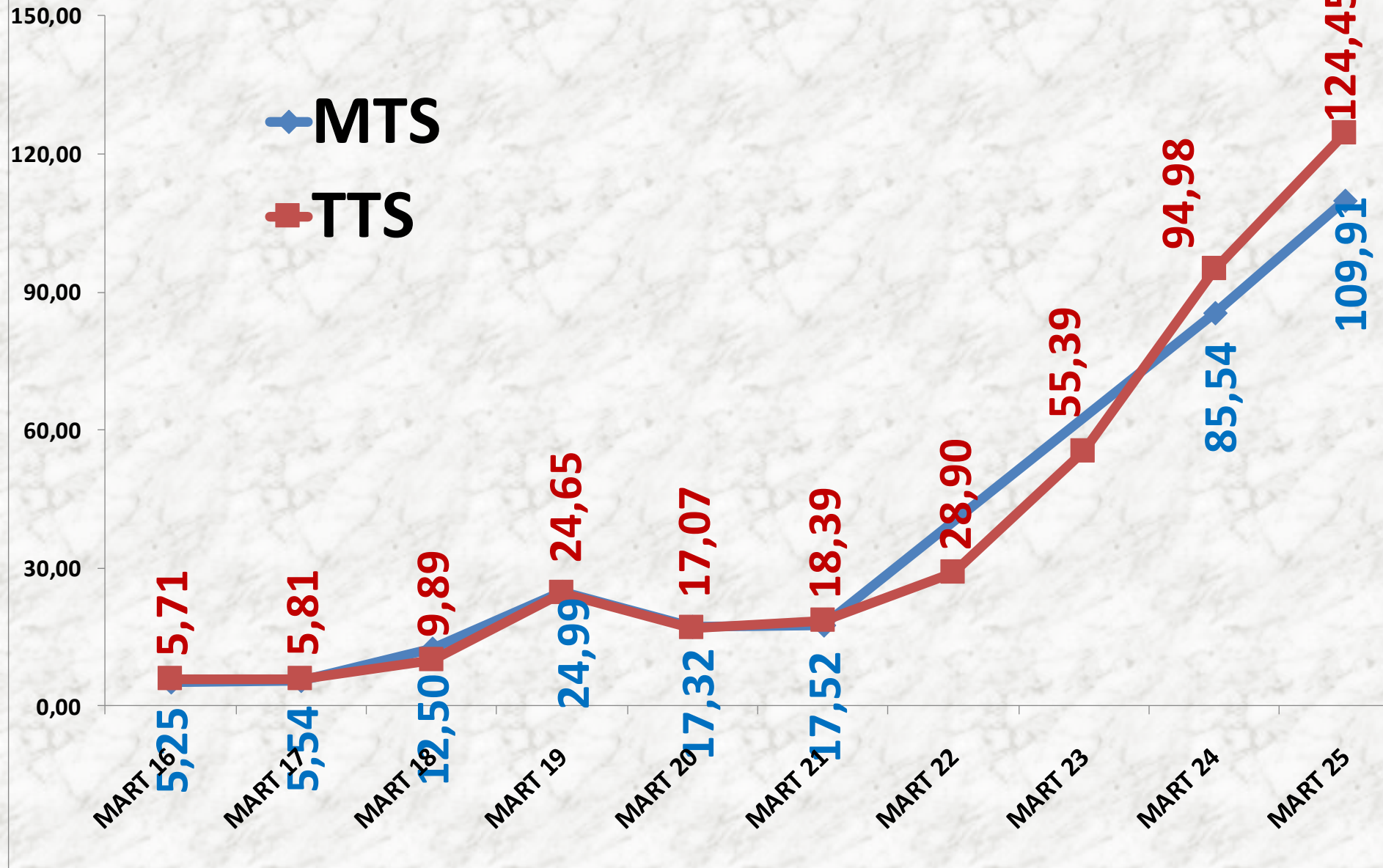
AYLIK MAVİ MTS İŞLEM MİKTARI ORANLARI

TTS YILLIK MAVİ HAŞHAŞ İŞLEM MİKTARI

■ TTS
■ MTS



MART AYLARI MAVİ HAŞHAŞ FİYAT TRENDİ (TL)



KÜTLÜ PAMUK

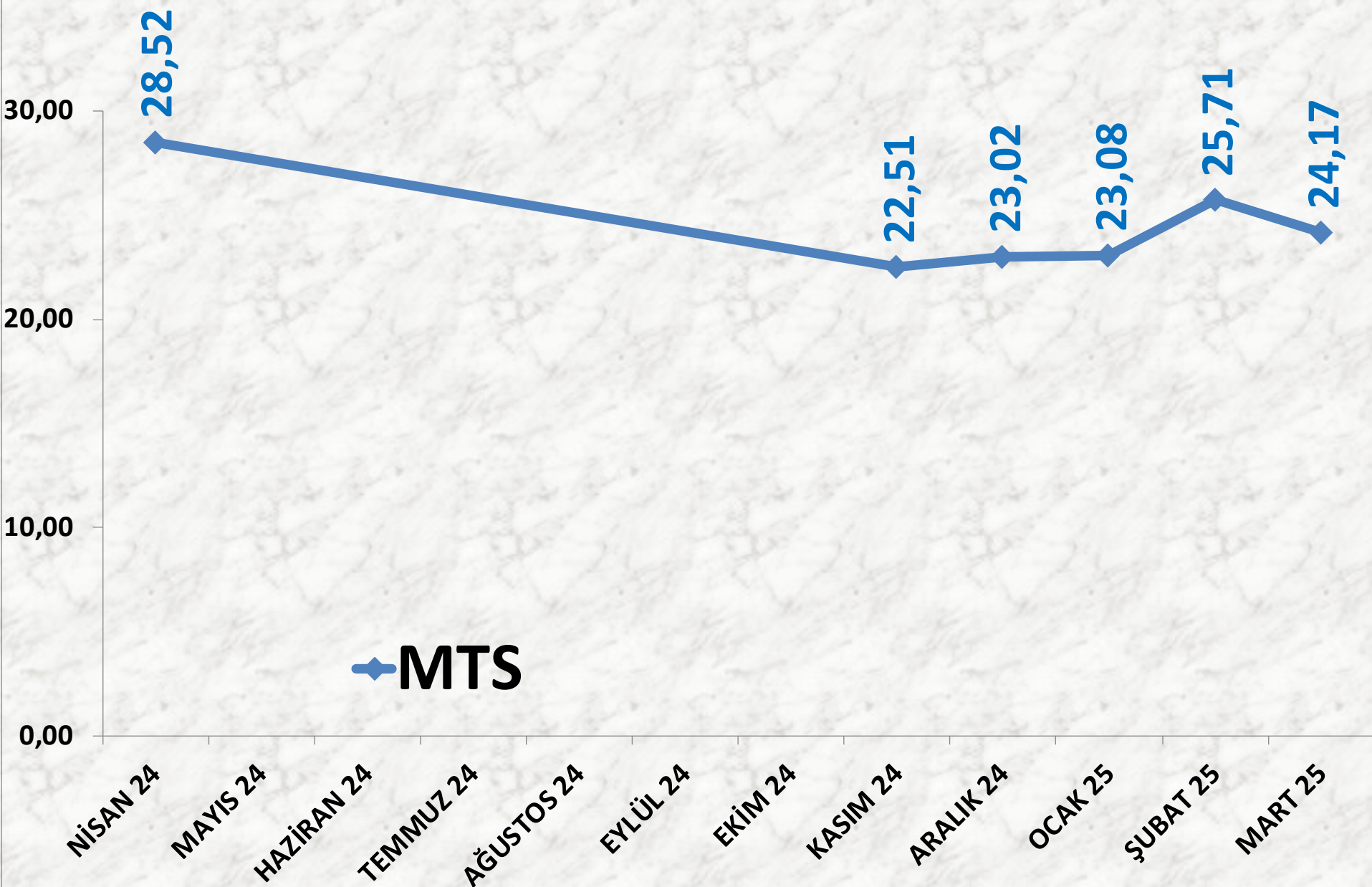
İŞLEM MİKTARI TON	2023 MART	2024 MART		2025 MART	
MTS	2.037 TON	-37%	1.287 TON	-46%	696 TON

EN AZ FİYAT	2023 MART	2024 MART		2025 MART	
MTS	14,00 TL	7%	15,00 TL	47%	22,00 TL

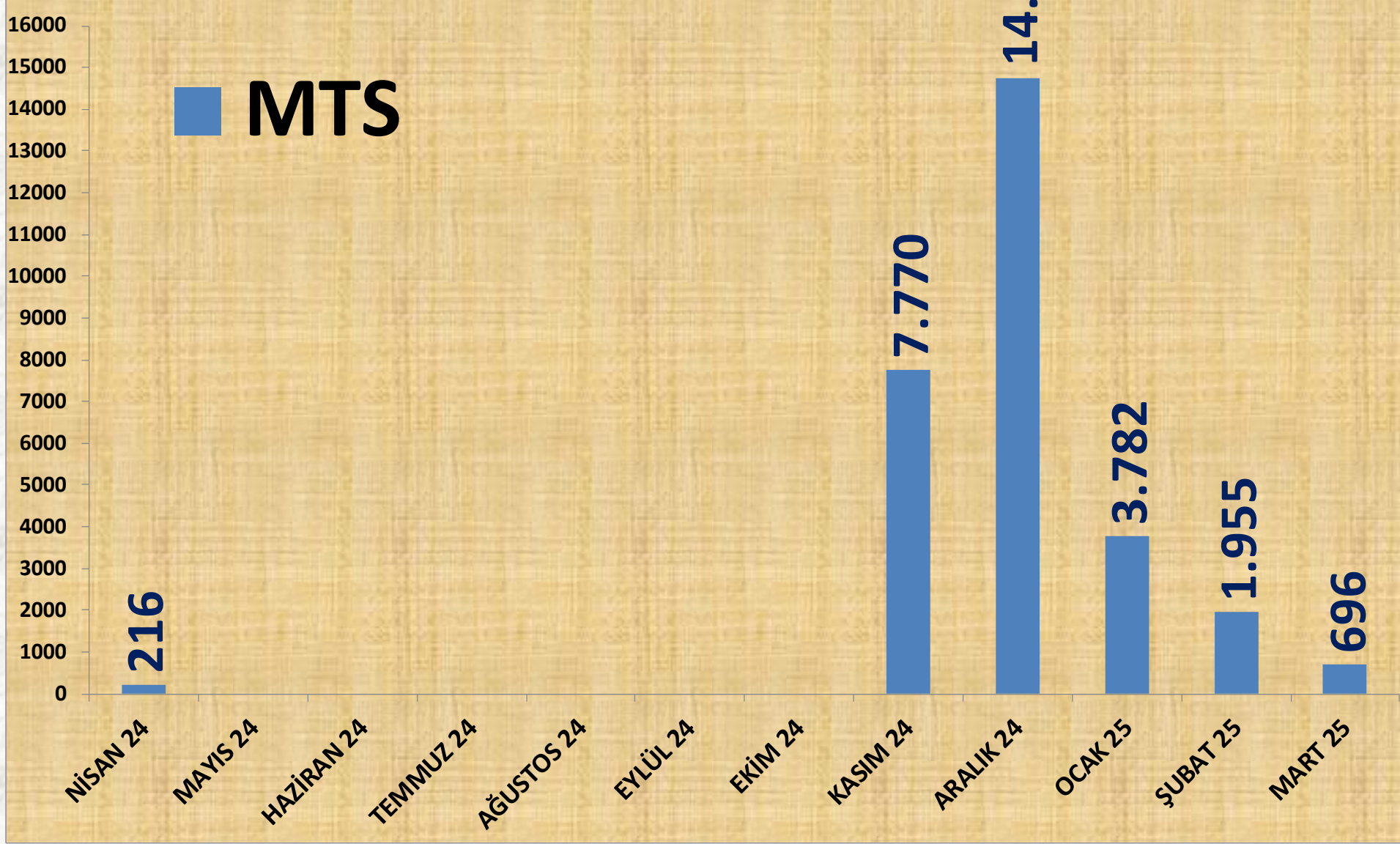
EN ÇOK FİYAT	2023 MART	2024 MART		2025 MART	
MTS	17,70 TL	98%	35,09 TL	-26%	26,00 TL

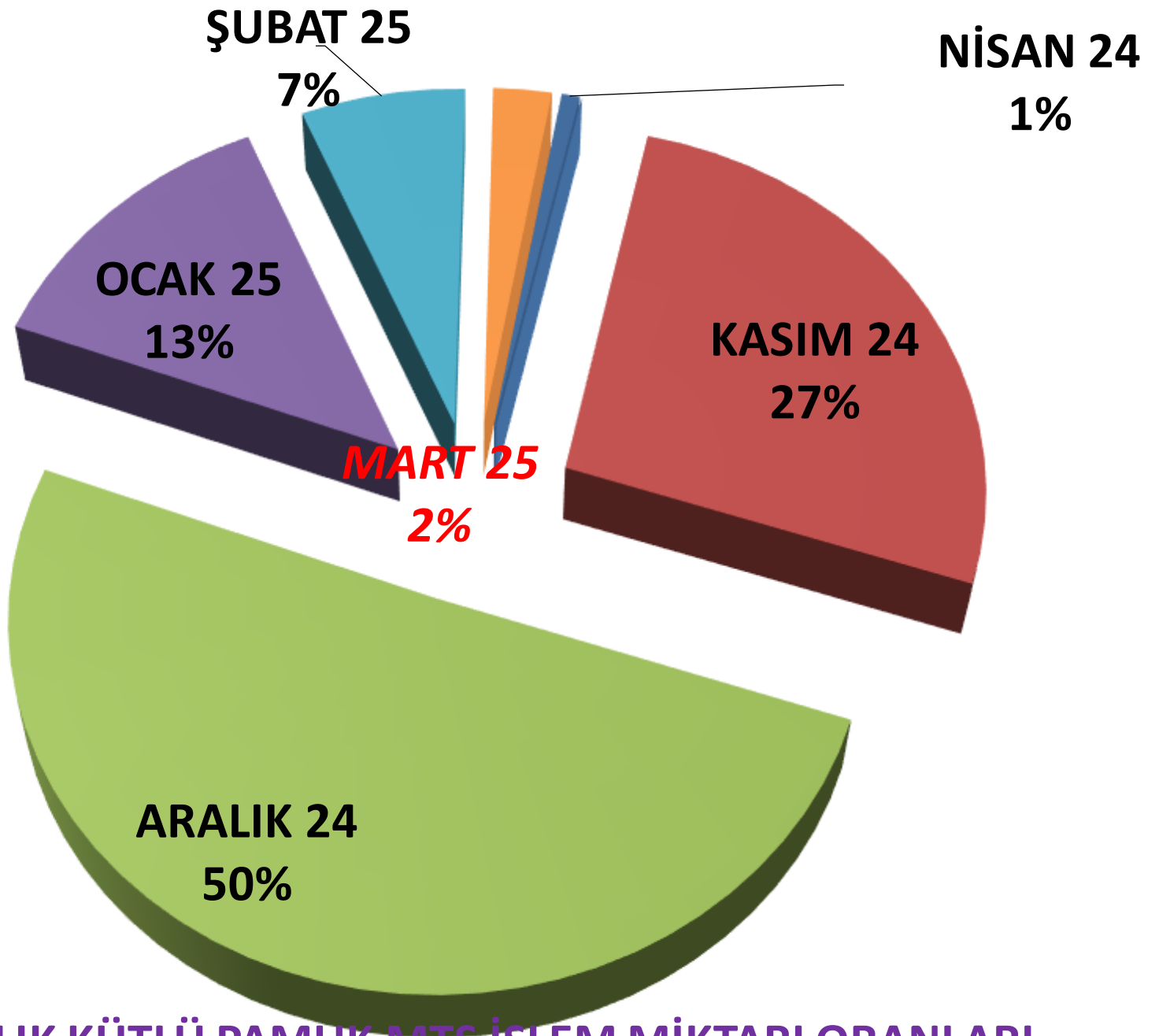
ORTALAMA FİYAT	2023 MART	2024 MART		2025 MART	
MTS	15,47 TL	59%	24,53 TL	-1%	24,17 TL

AYLIK KÜTLÜ PAMUK FİYAT TRENDİ (TL)



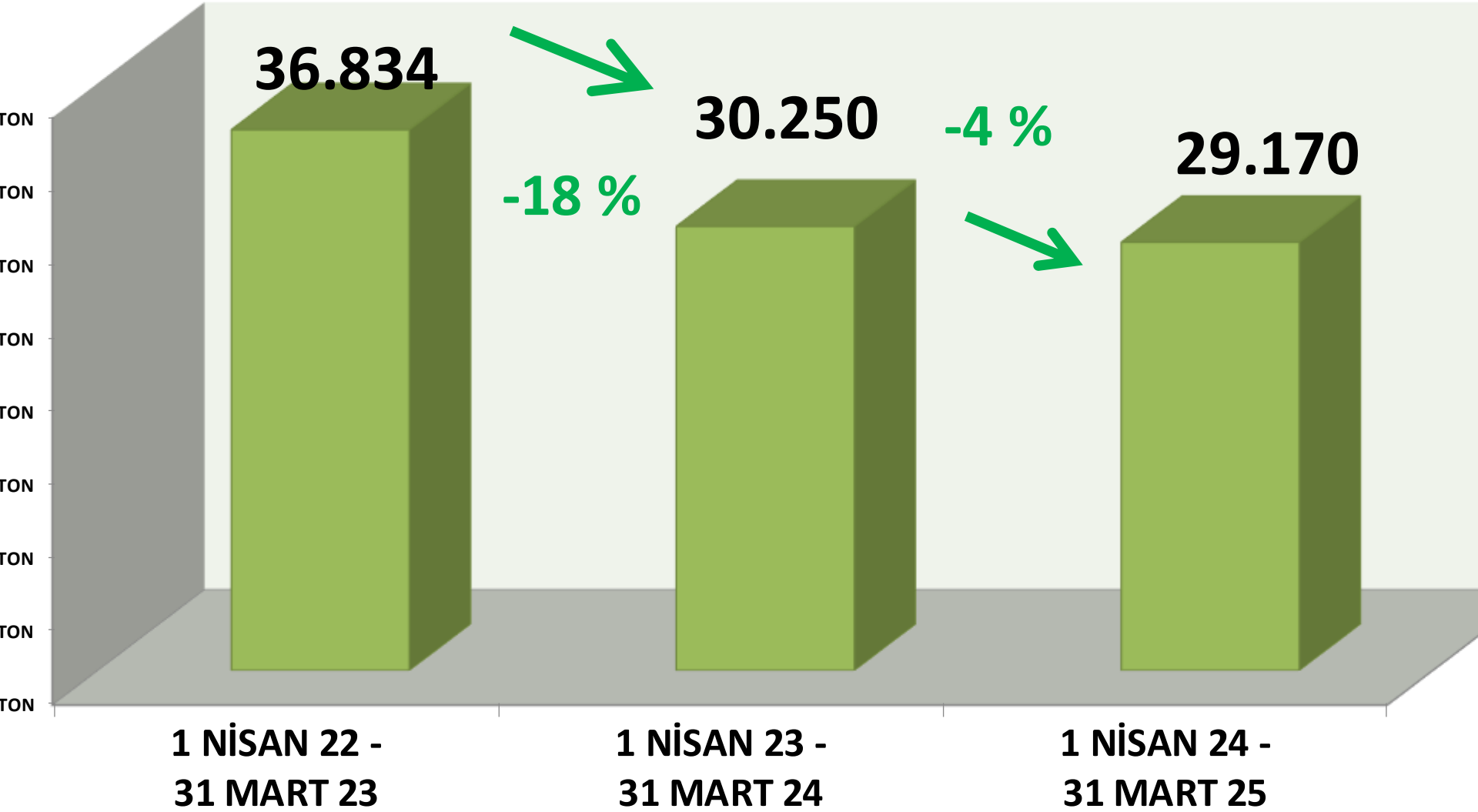
AYLIK KÜTLÜ PAMUK İŞLEM MİKTARI (TON)



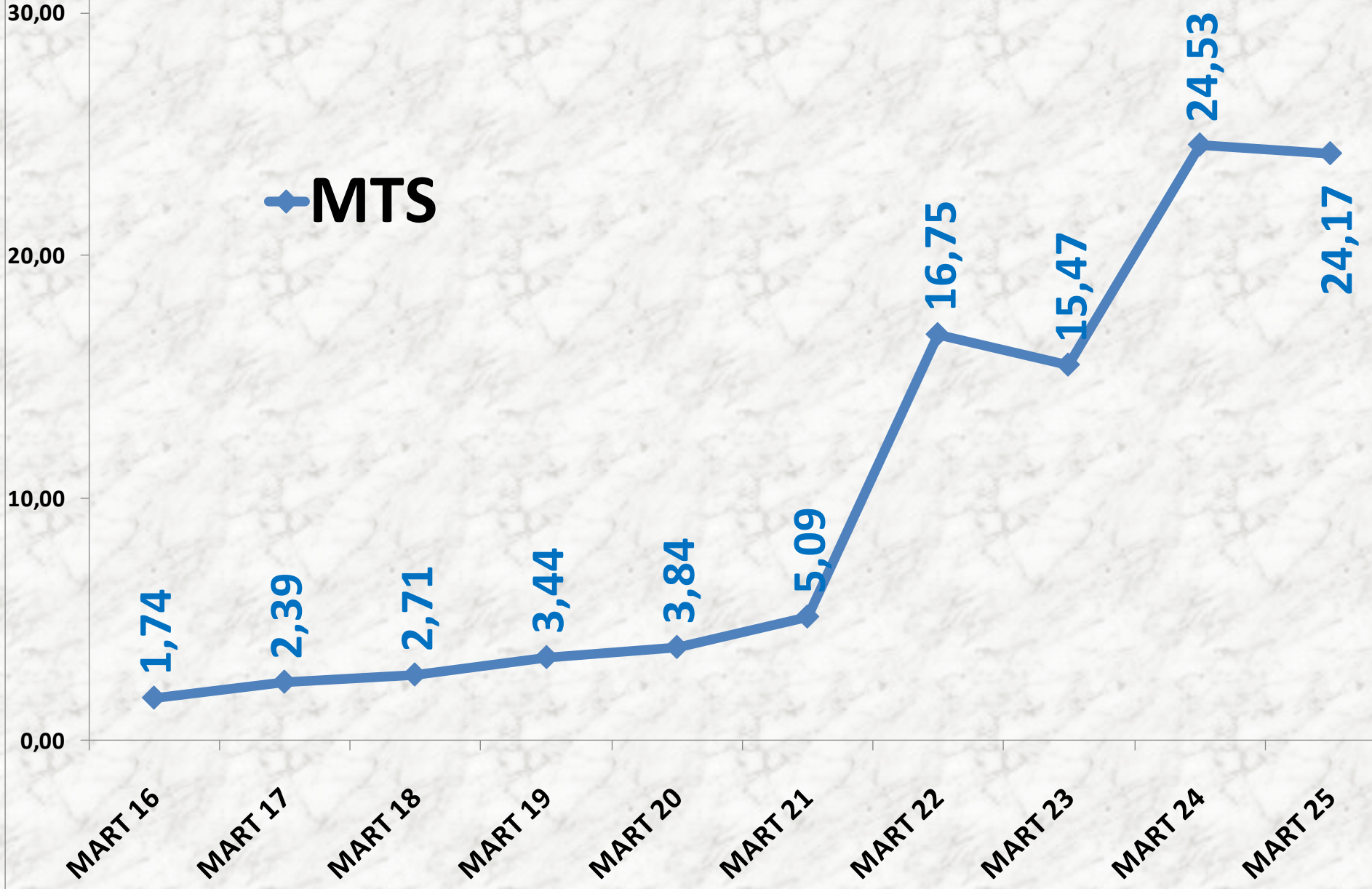


AYLIK KÜTLÜ PAMUK MTS İŞLEM MİKTARI ORANLARI

YILLIK KÜTLÜ PAMUK İŞLEM MİKTARI (TON)



MART AYLARI ÇİĞİTLİ PAMUK FİYAT TRENDİ (TL)



MAHLIÇ PAMUK

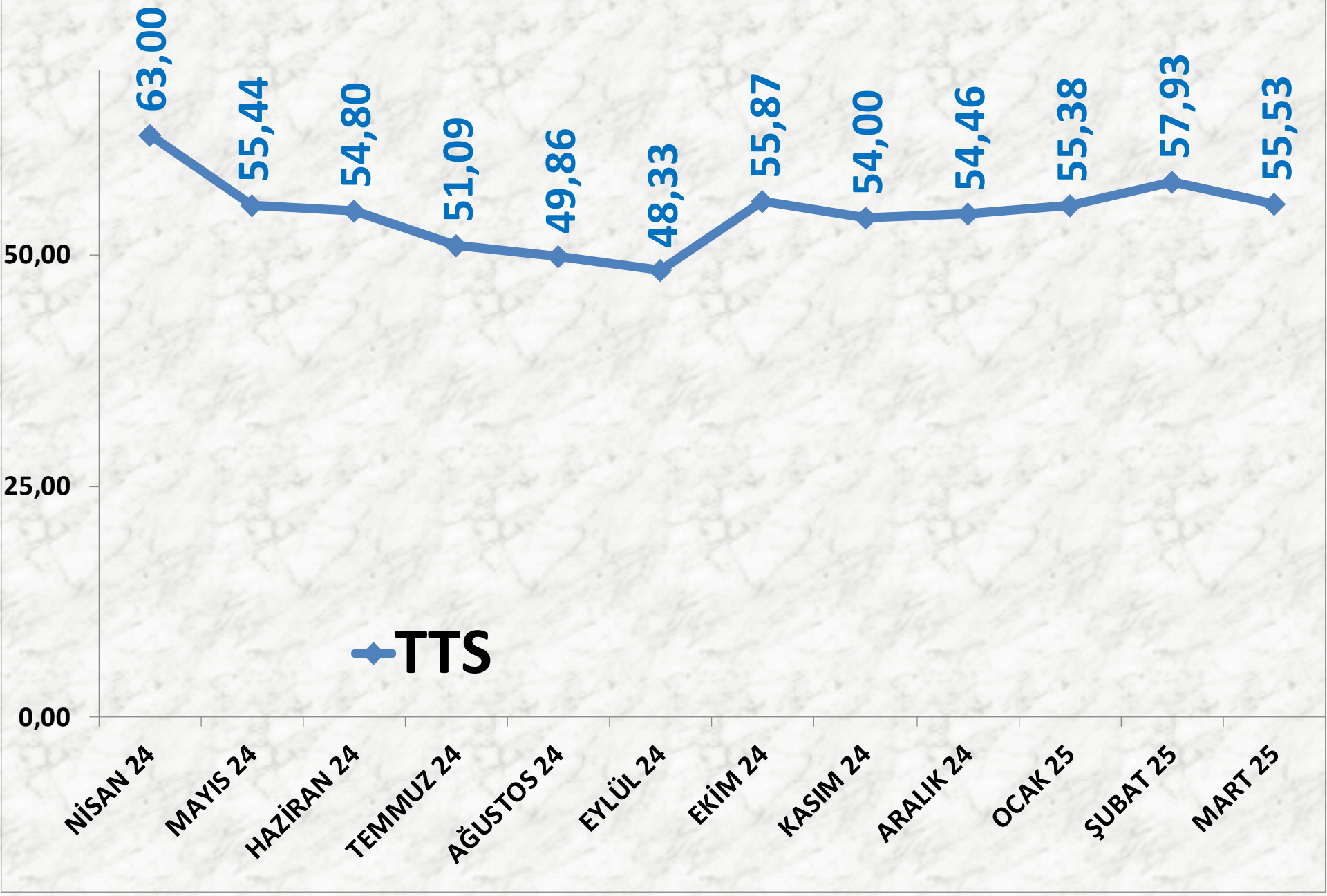
İŞLEM MİKTARI TON	2023 MART	2024 MART		2025 MART	
MTS	505 TON	-37%	320 TON	158%	827 TON

EN AZ FİYAT	2023 MART	2024 MART		2025 MART	
MTS	38,00 TL	47%	56,00 TL	-4%	54,00 TL

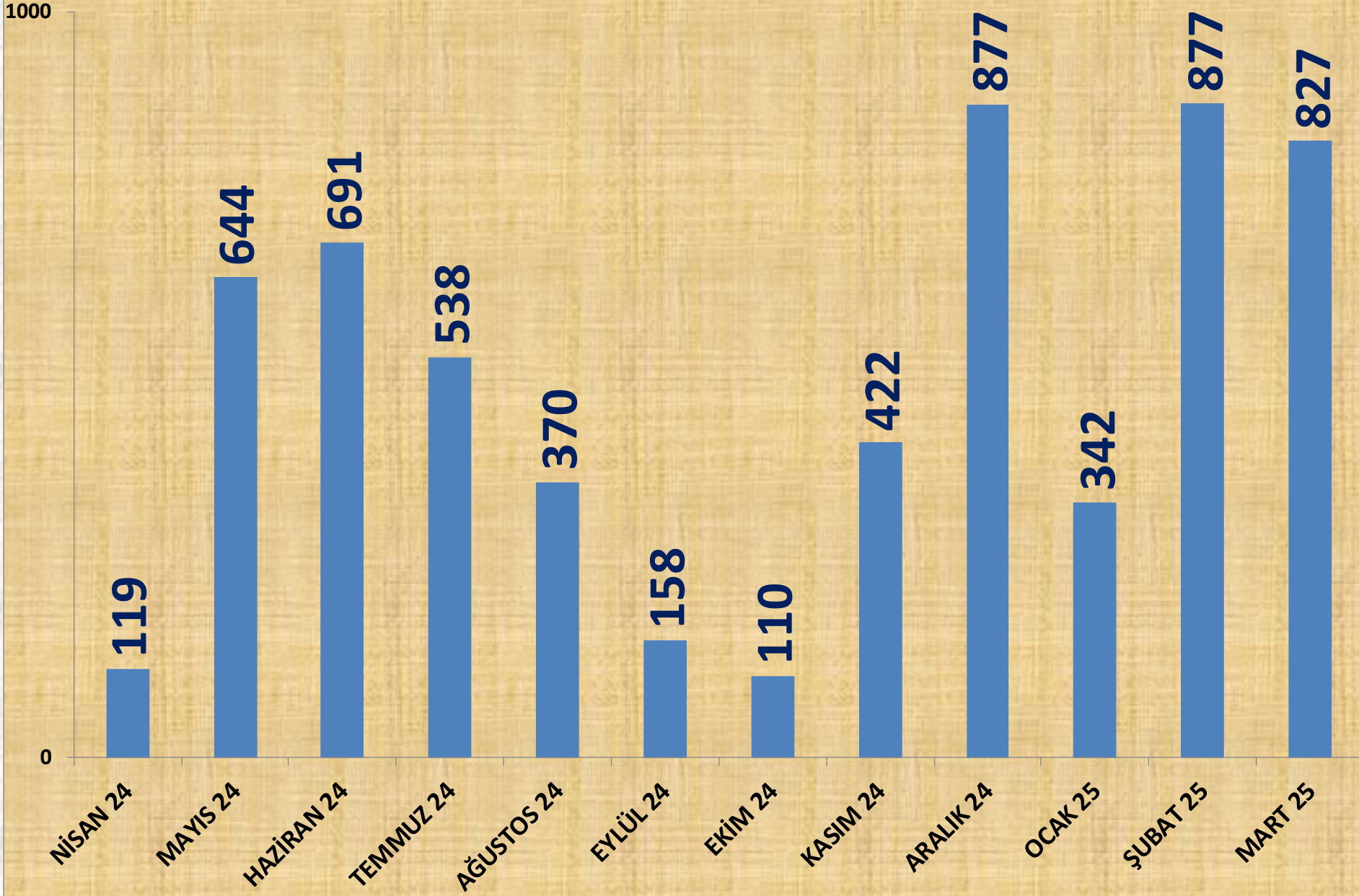
EN ÇOK FİYAT	2023 MART	2024 MART		2025 MART	
MTS	41,50 TL	54%	64,00 TL	-9%	58,00 TL

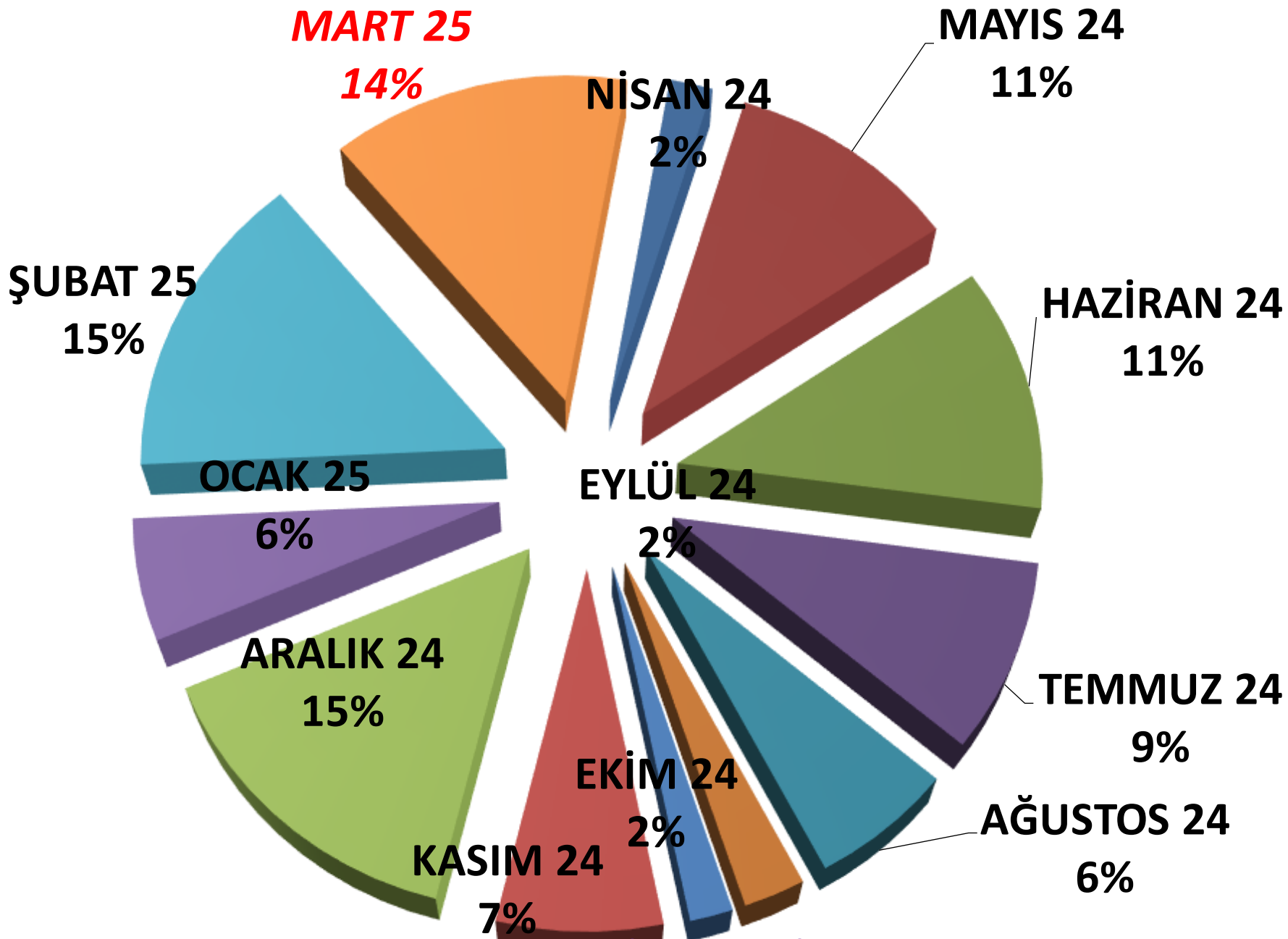
ORTALAMA FİYAT	2023 MART	2024 MART		2025 MART	
MTS	39,41 TL	55%	61,00 TL	-9%	55,53 TL

AYLIK MAHLIÇ PAMUK FİYAT TRENDİ (TL)



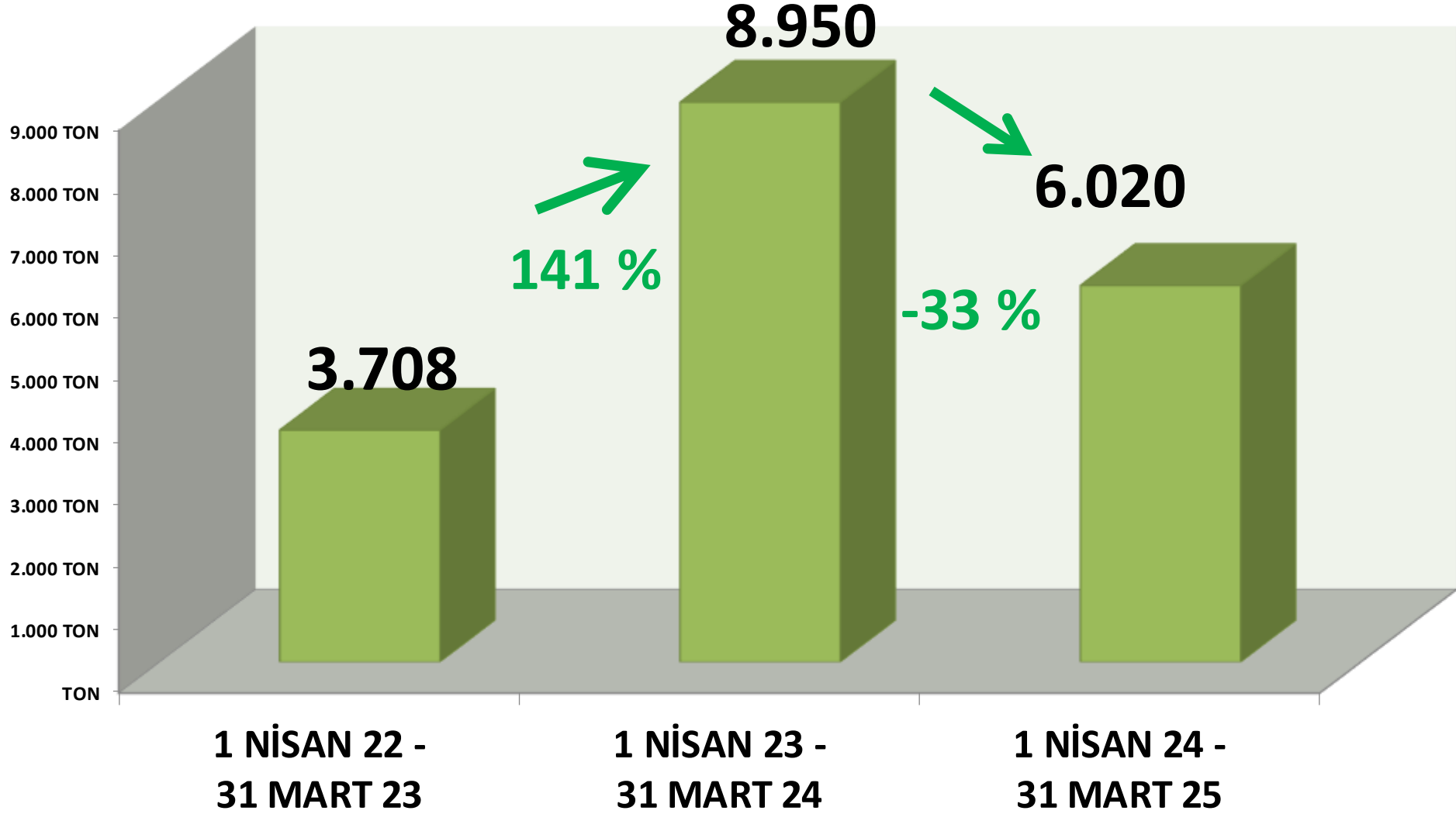
AYLIK MAHLIÇ PAMUK İŞLEM MİKTARI (TON)



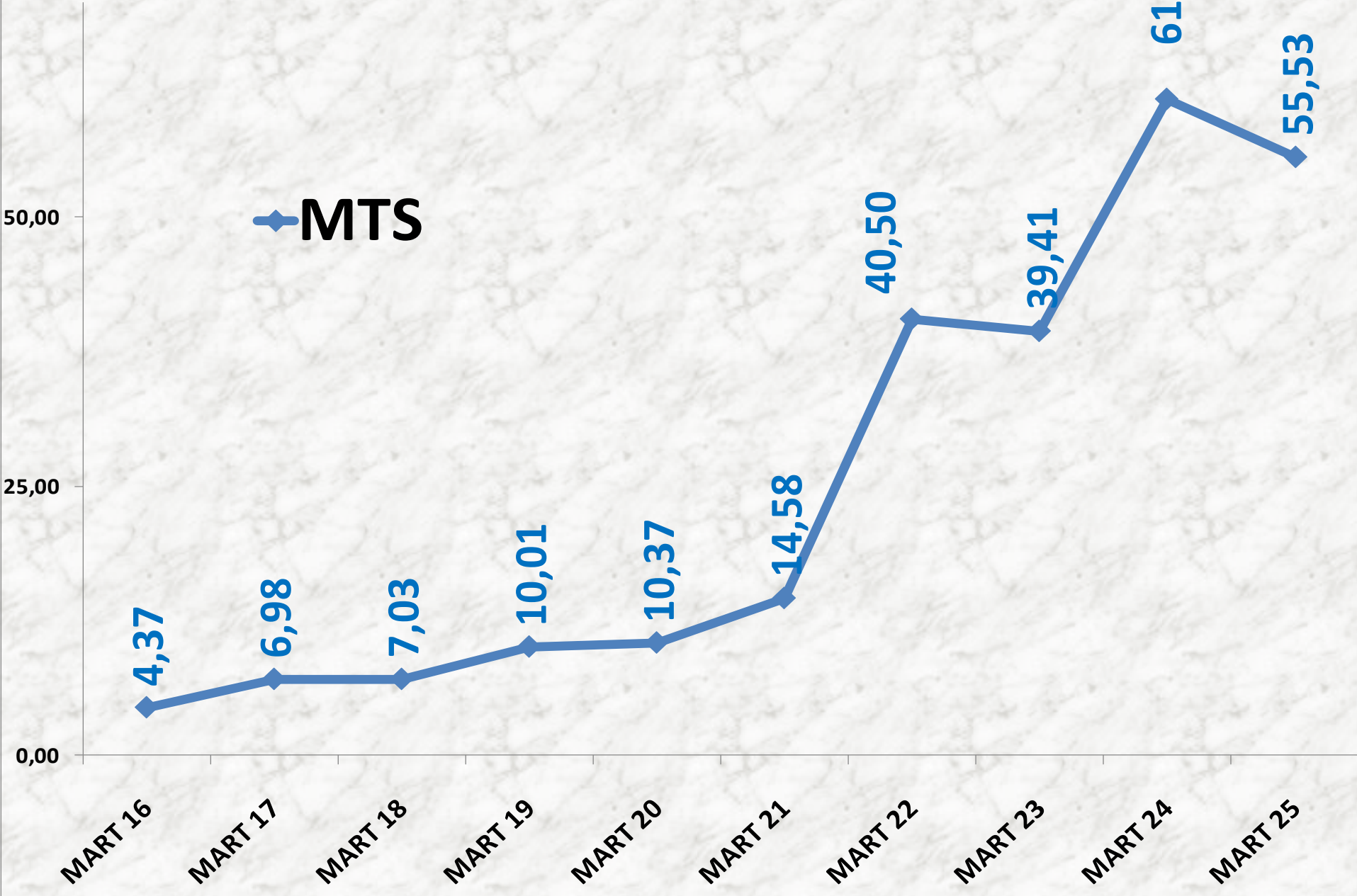


AYLIK MAHLİÇ PAMUK MTS İŞLEM MİKTARI ORANLARI

YILLIK MAHLIÇ PAMUK İŞLEM MİKTARI



MART AYLARI MAHLIÇ PAMUK FİYAT TRENDİ (TL)



KEKİK

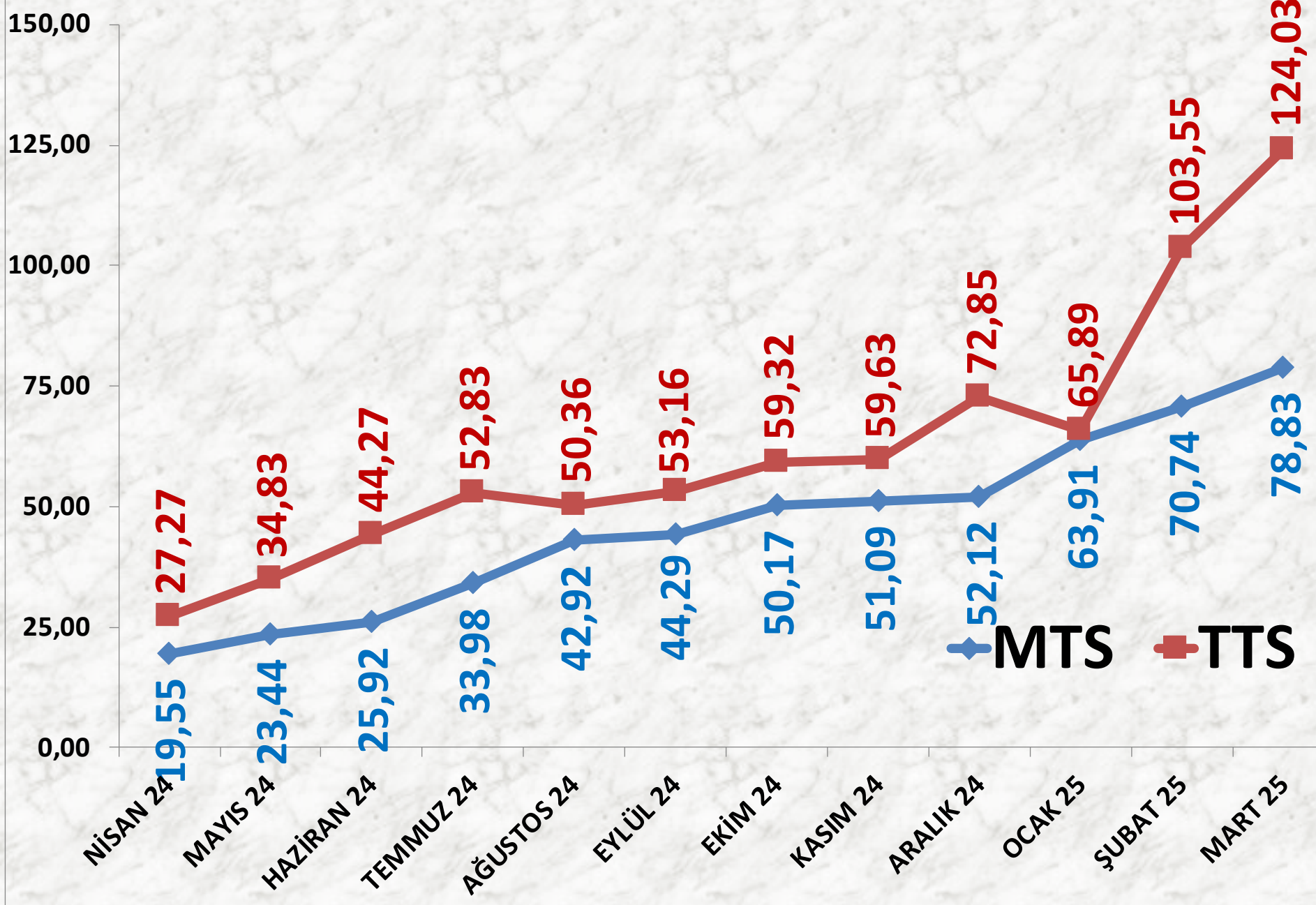
İŞLEM MİKTARI TON	2023 MART	2024 MART		2025 MART	
MTS	788 TON	8%	850 TON	-56%	371 TON
TTS	681 TON	4%	706 TON	-48%	365 TON

EN AZ FİYAT	2023 MART	2024 MART		2025 MART	
MTS	15,80 TL	-25%	11,88 TL	158%	30,61 TL
TTS	70,00 TL	-86%	9,50 TL	447%	52,00 TL

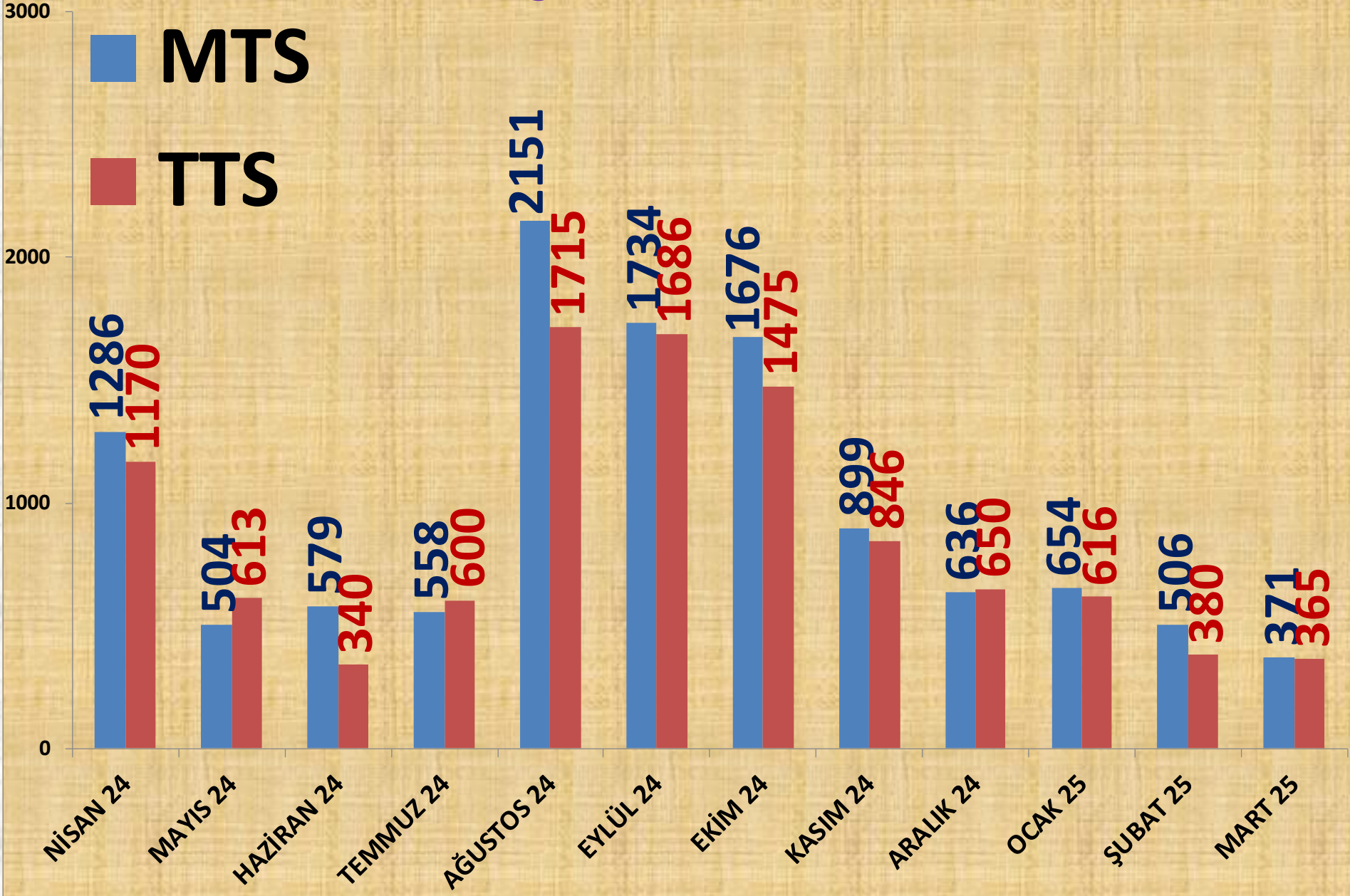
EN ÇOK FİYAT	2023 MART	2024 MART		2025 MART	
MTS	31,06 TL	-10%	28,00 TL	293%	110,00 TL
TTS	74,55 TL	-39%	45,75 TL	381%	220,00 TL

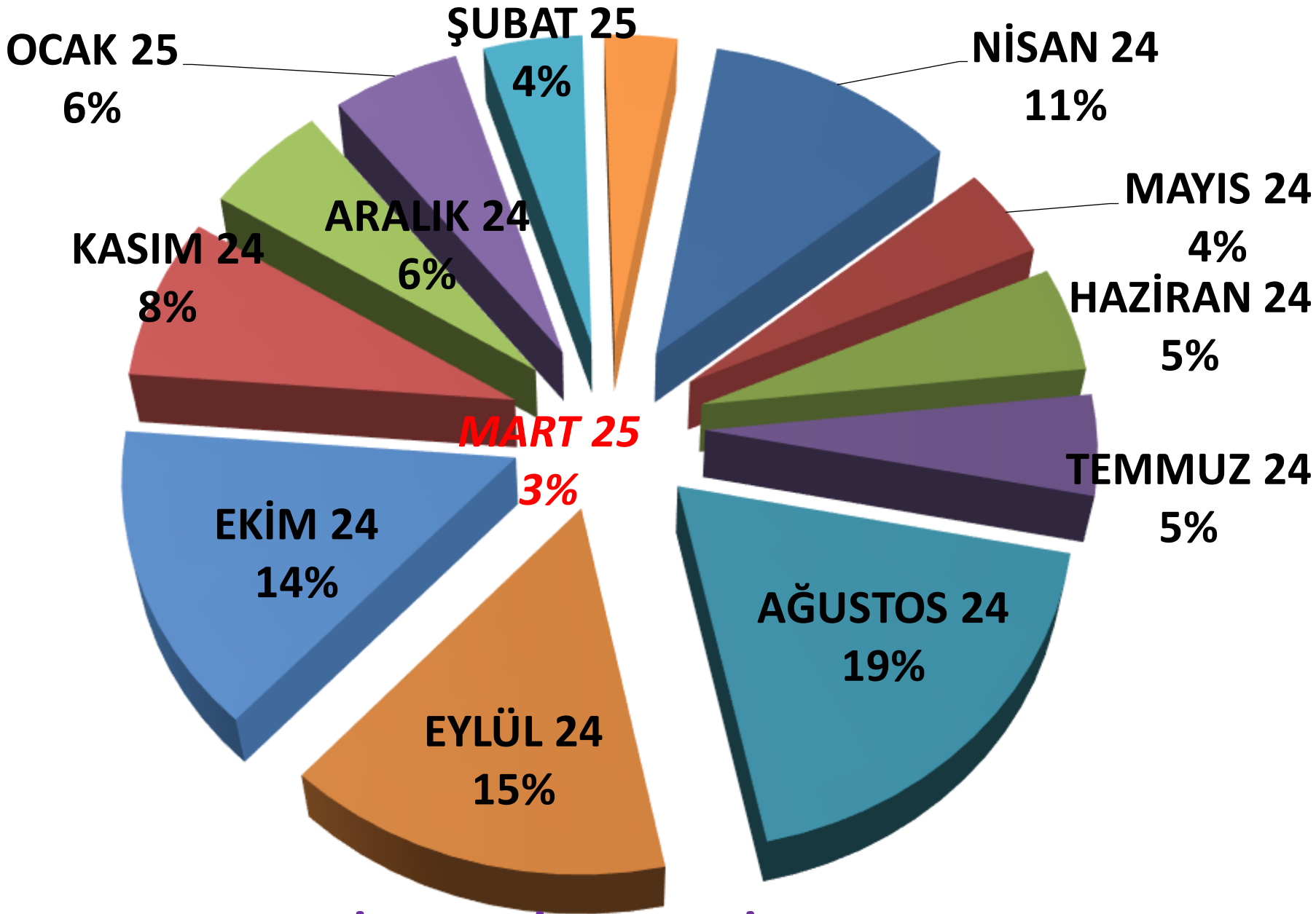
ORTALAMA FİYAT	2023 MART	2024 MART		2025 MART	
MTS	20,51 TL	-16%	17,30 TL	356%	78,83 TL
TTS	25,29 TL	-11%	22,59 TL	449%	124,03 TL

AYLIK KEKİK FİYAT TRENDİ_(TL)



AYLIK KEKİK İŞLEM MİKTARI (TON)





AYLIK KEKİK MTS İŞLEM MİKTARI ORANLARI

■ TTS

YILLIK KEKİK İŞLEM MİKTARI (TON)

■ MTS

13.829

84 %

-16 %

11.555

7.532

10.419

0 %

10.455

6.959

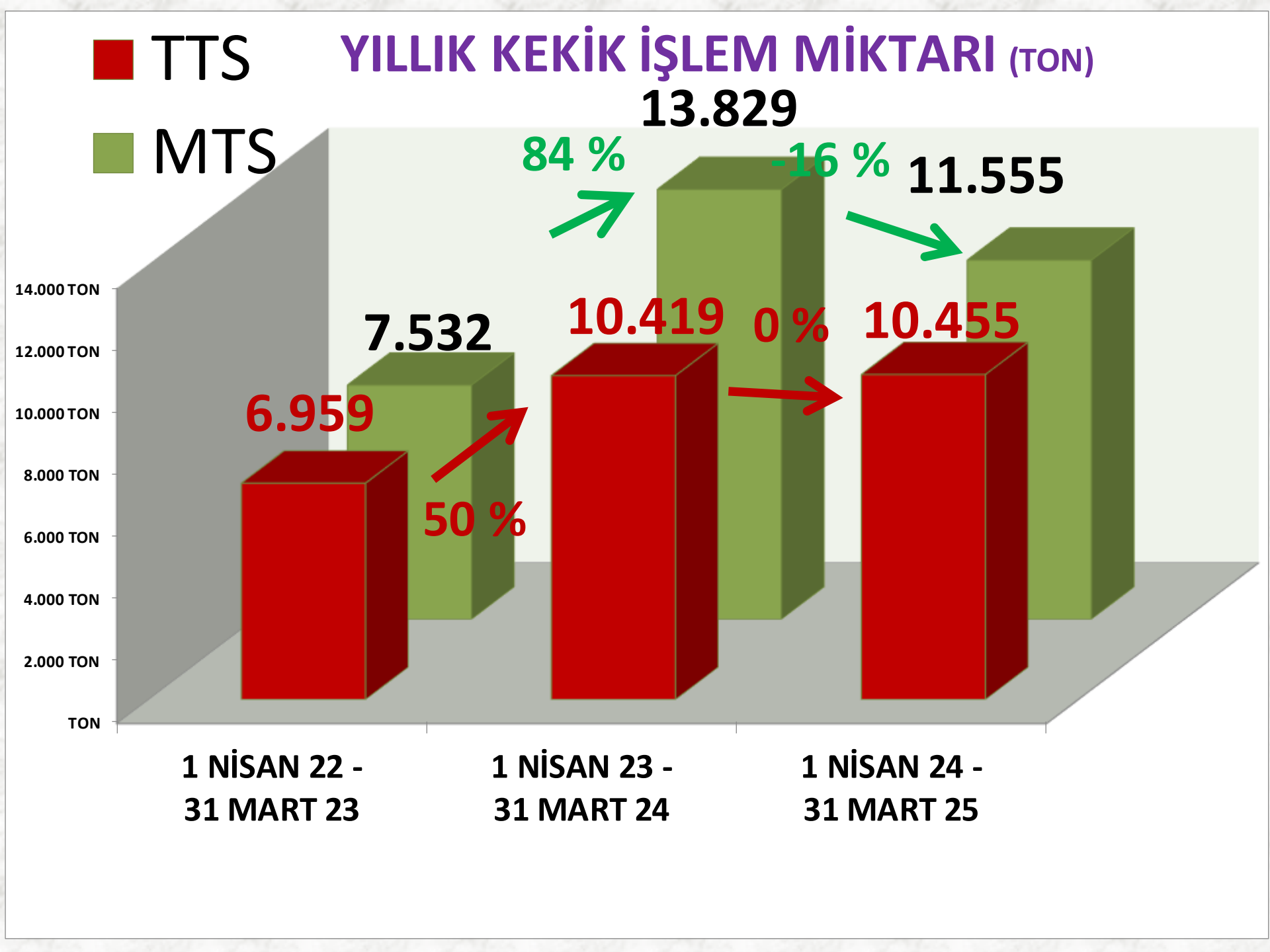
50 %

1 NİSAN 22 -
31 MART 23

1 NİSAN 23 -
31 MART 24

1 NİSAN 24 -
31 MART 25

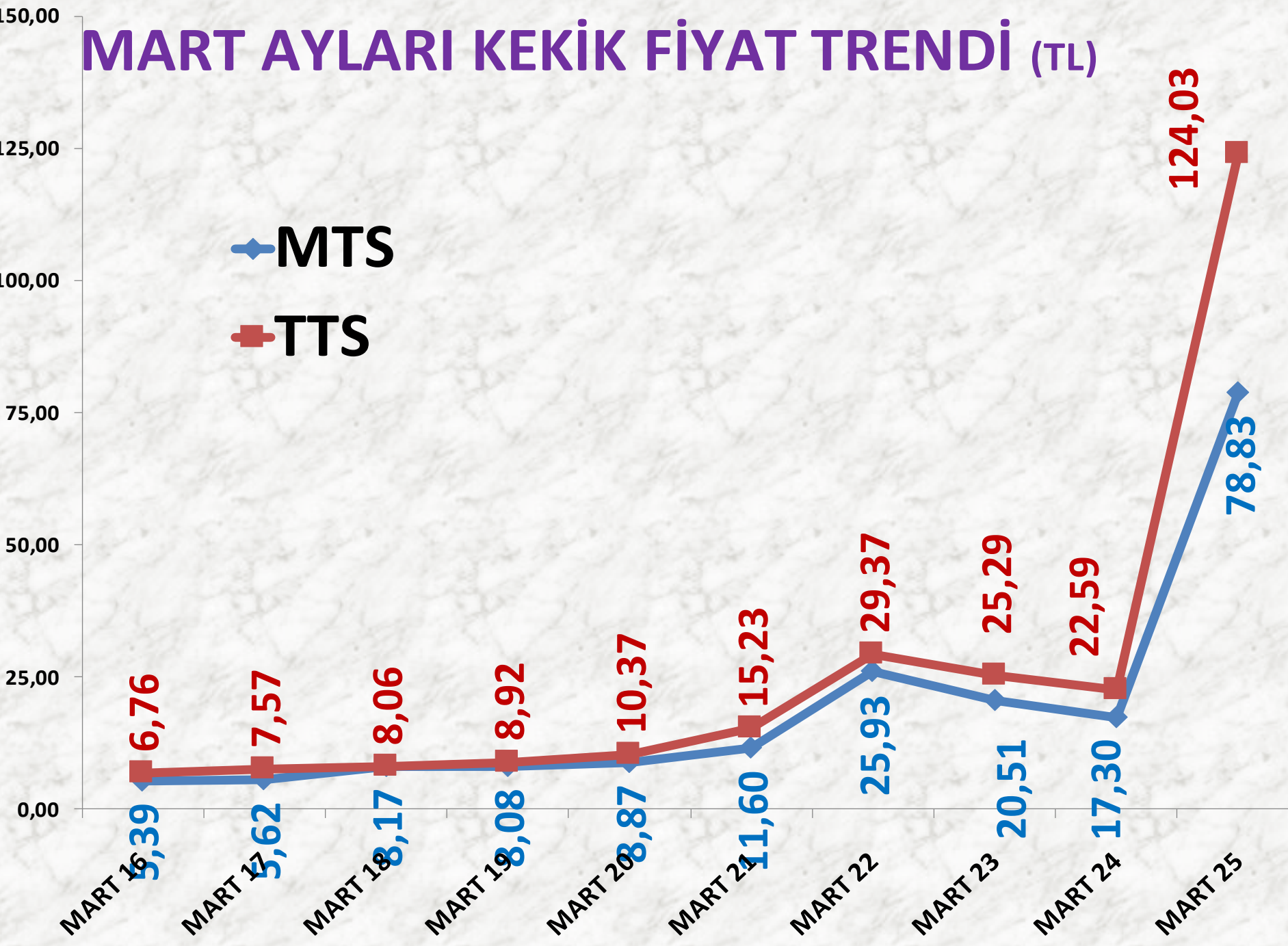
14.000 TON
12.000 TON
10.000 TON
8.000 TON
6.000 TON
4.000 TON
2.000 TON
TON



MART AYLARI KEKİK FİYAT TRENDİ (TL)

◆ MTS
■ TTS

MART 16 MART 17 MART 18 MART 19 MART 20 MART 21 MART 22 MART 23 MART 24 MART 25



ANASON

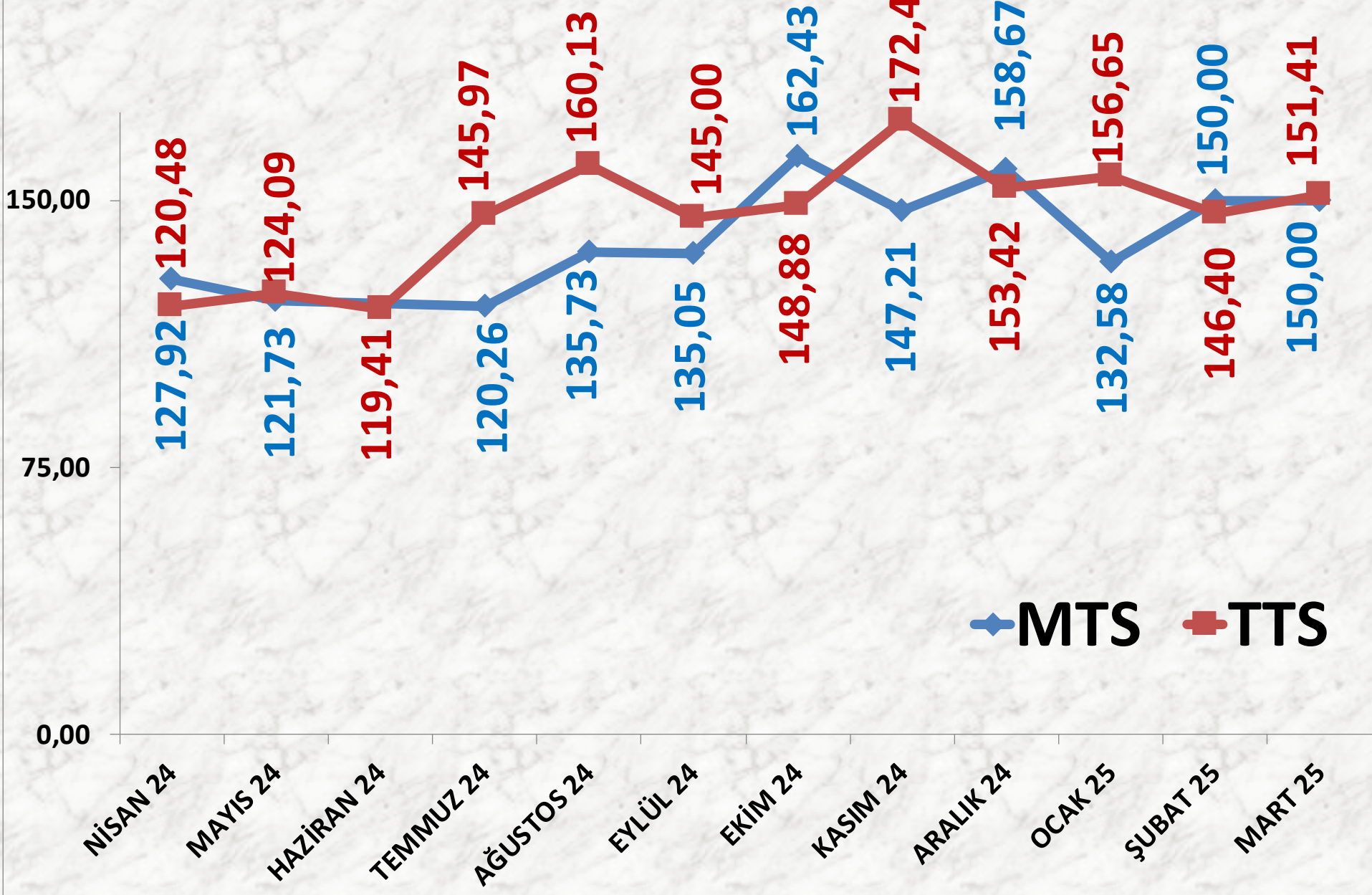
İŞLEM MİKTARI TON	2023 MART	2024 MART		2025 MART	
MTS	0	-	20 TON	-79%	4 TON
TTS	7	-66%	2 TON	331%	10 TON

EN AZ FİYAT	2023 MART	2024 MART		2025 MART	
MTS	-	-	141,43 TL	6%	150,00 TL
TTS	70,33 TL	99%	139,97 TL	-46%	75,00 TL

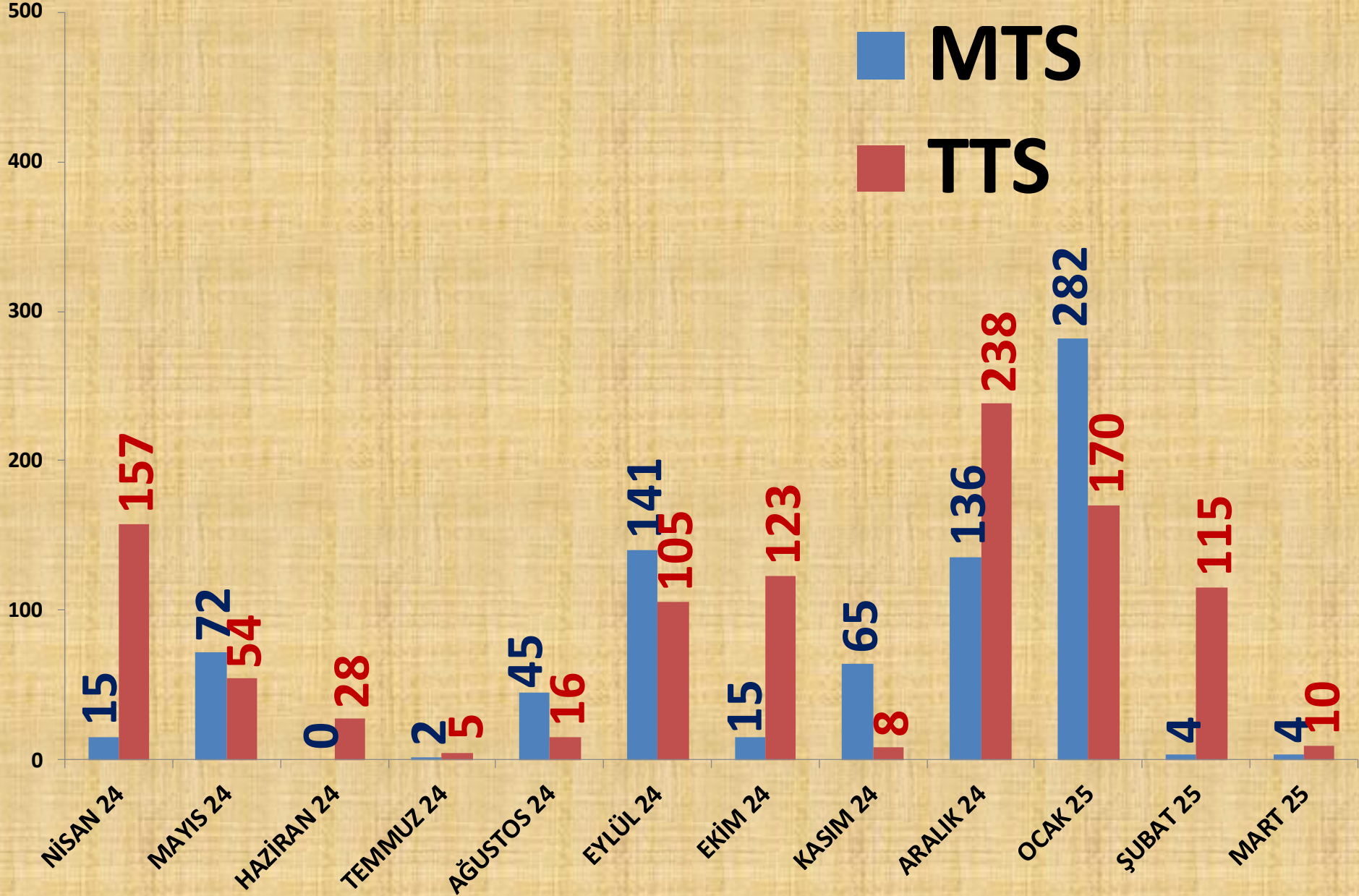
EN ÇOK FİYAT	2023 MART	2024 MART		2025 MART	
MTS	-	-	141,43 TL	6%	150,00 TL
TTS	76,59 TL	83%	139,97 TL	49%	207,92 TL

ORTALAMA FİYAT	2023 MART	2024 MART		2025 MART	
MTS	-	-	141,43 TL	6%	150,00 TL
TTS	74,62 TL	88%	139,97 TL	8%	151,41 TL

AYLIK ANASON FİYAT TRENDİ (TL)



AYLIK ANASON İŞLEM MİKTARI (TON)



NİSAN 24
2%

MAYIS 24

9%
TEMMUZ 24
0%

HAZİRAN 24

0%

AĞUSTOS 24
6%

ŞUBAT 25
1%

OCAK 25
36%

MART 25
1%

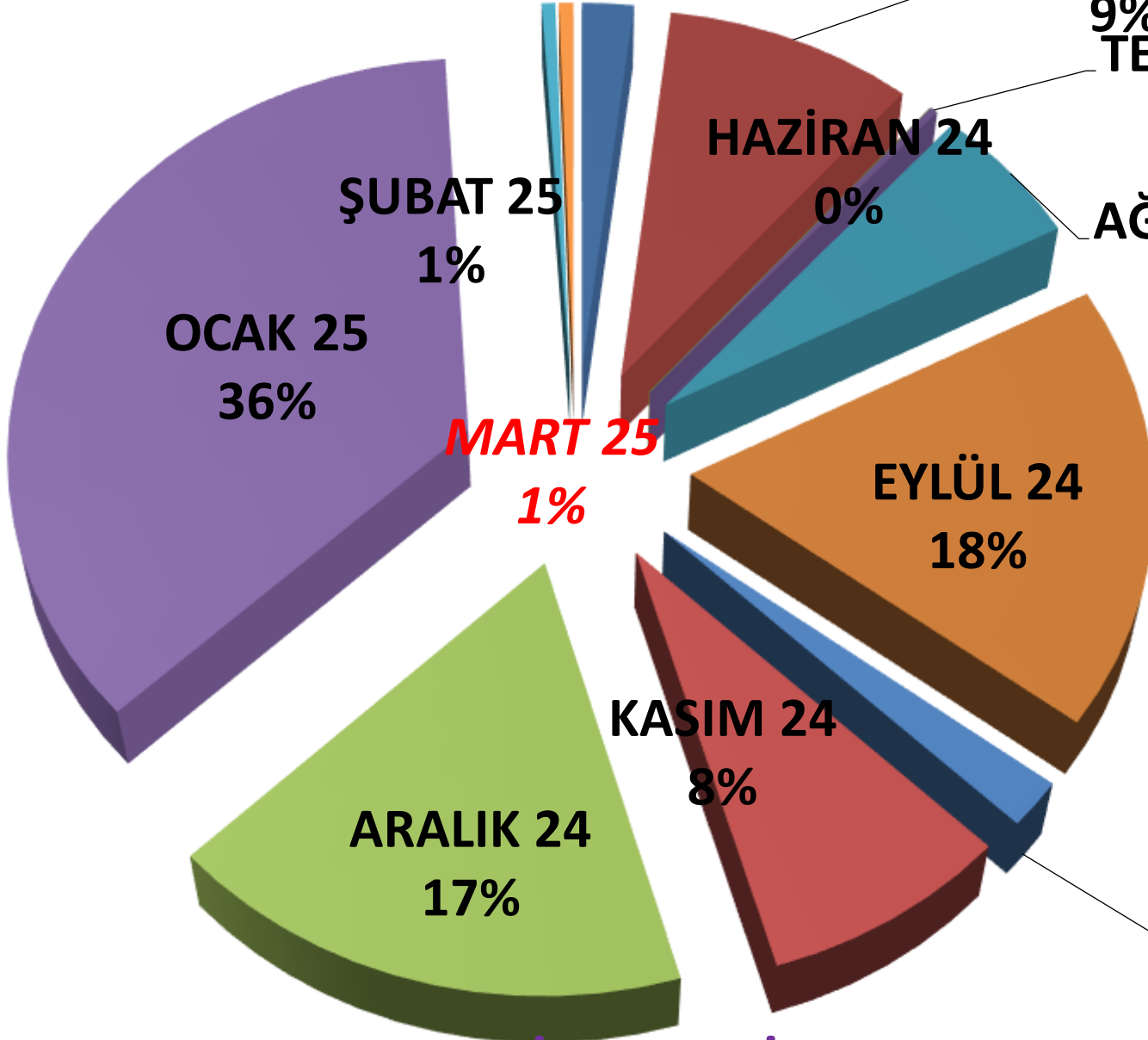
EYLÜL 24
18%

KASIM 24
8%

ARALIK 24
17%

EKİM 24
2%

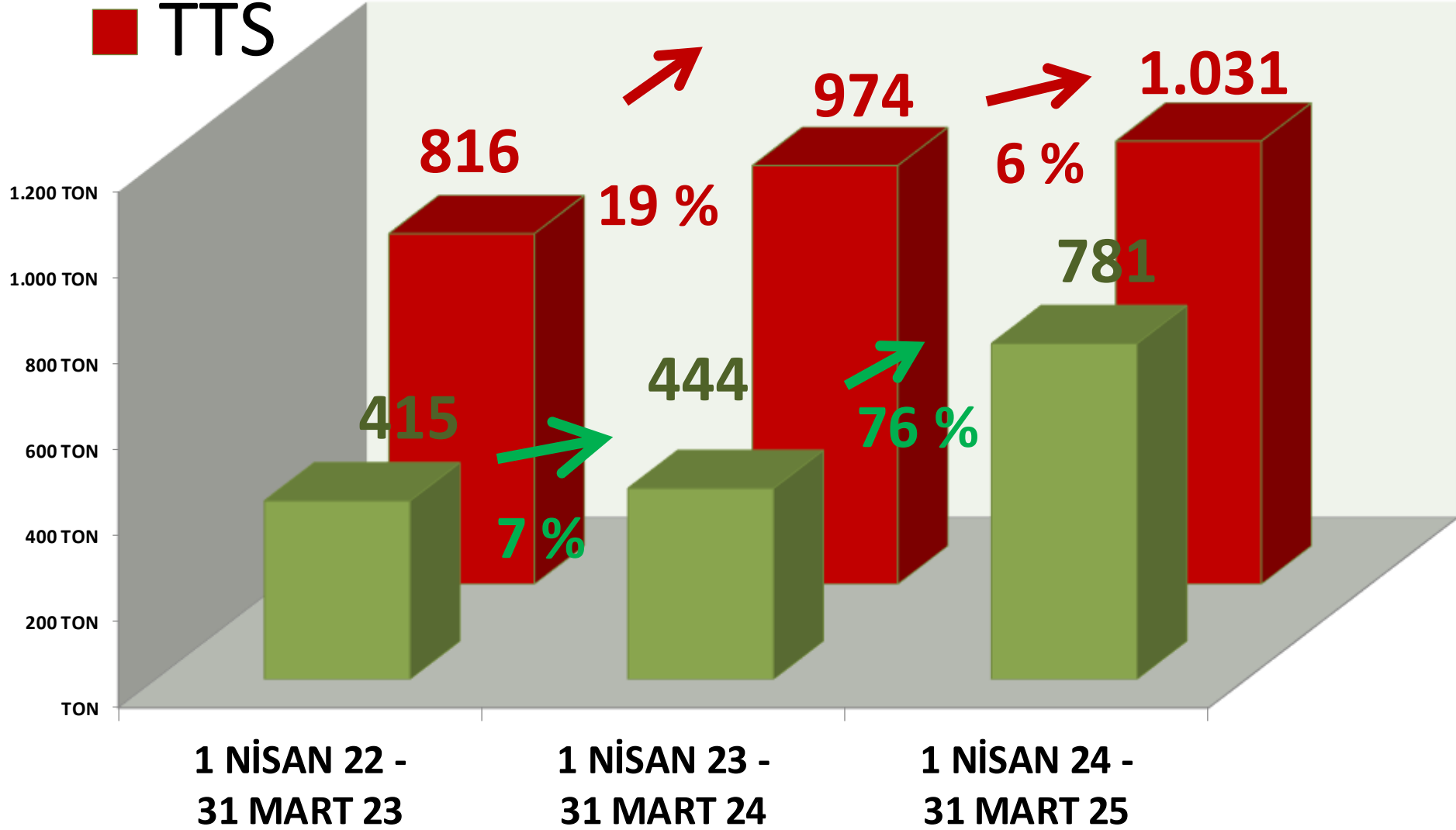
AYLIK ANASON MTS İŞLEM MİKTARI ORANLARI



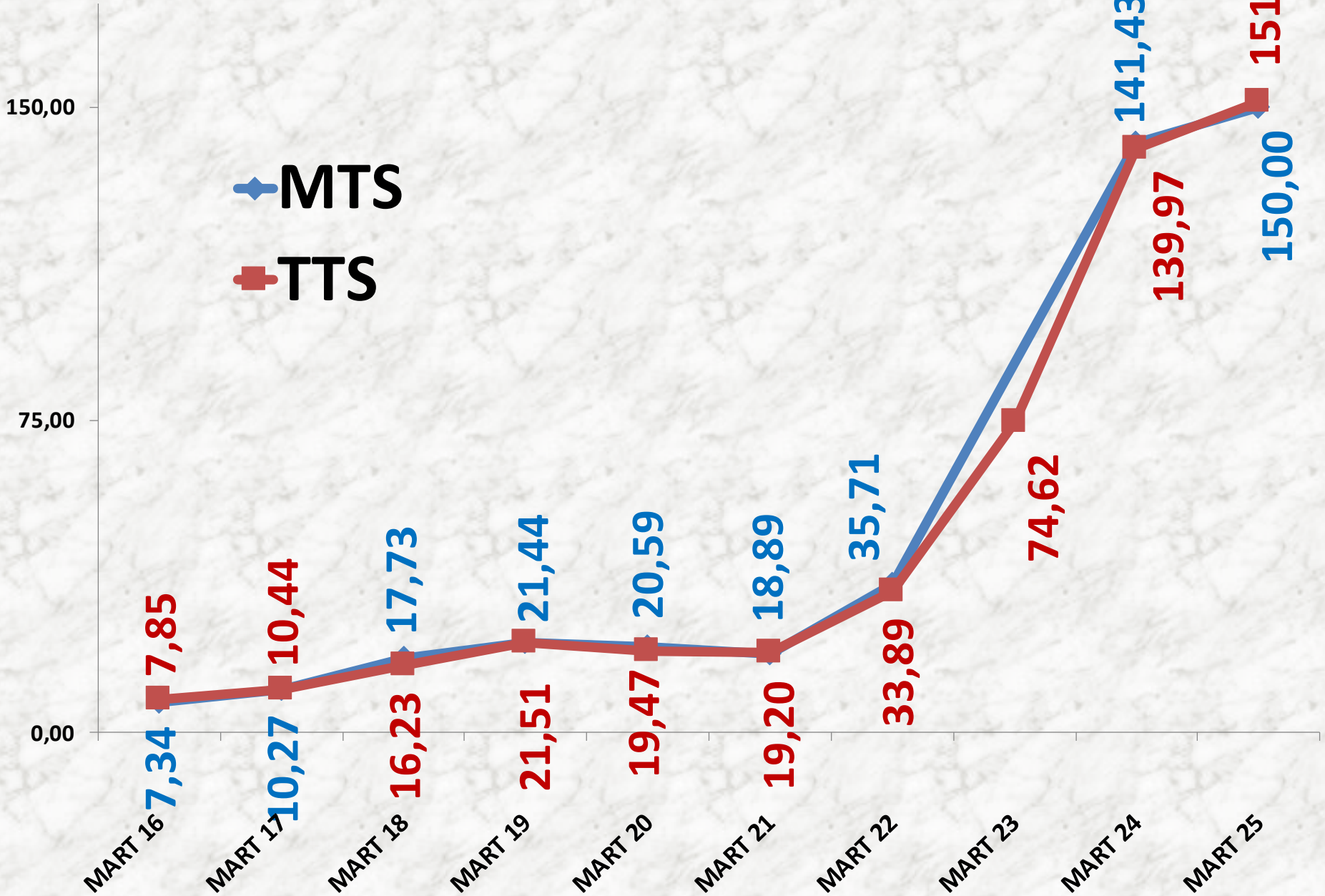
■ MTS

YILLIK ANASON İŞLEM MİKTARI (TON)

■ TTS



MART AYLARI ANASON FİYAT TRENDİ (TL)



YAPRAK TÜTÜN

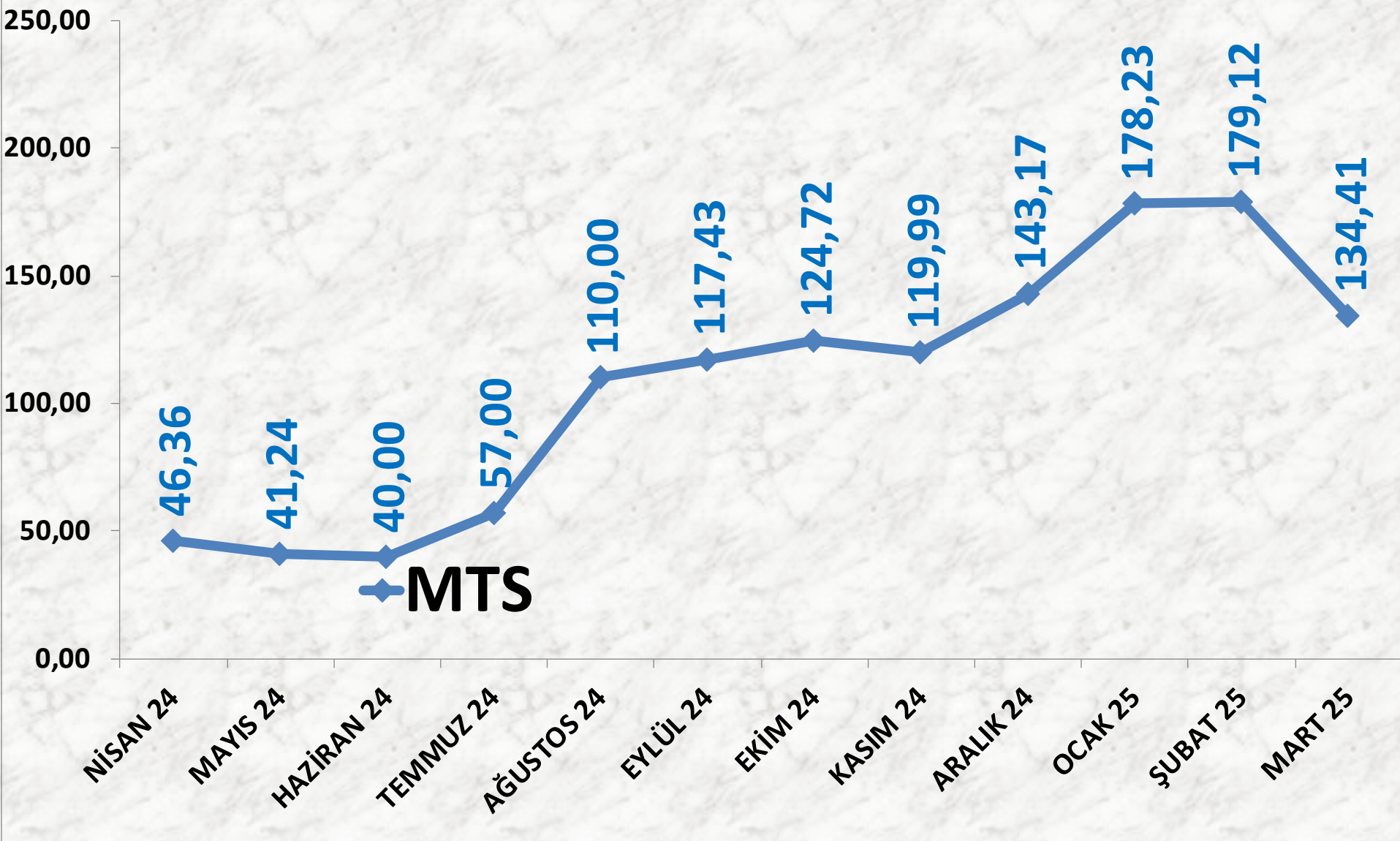
İŞLEM MİKTARI TON	2023 MART	2024 MART		2025 MART	
MTS	13.196 TON	-69%	4.136 TON	-95%	193 TON

EN AZ FİYAT	2023 MART	2024 MART		2025 MART	
MTS	23,01 TL	115%	49,55 TL	21%	60,00 TL

EN ÇOK FİYAT	2023 MART	2024 MART		2025 MART	
MTS	70,04 TL	106%	144,33 TL	25%	180,00 TL

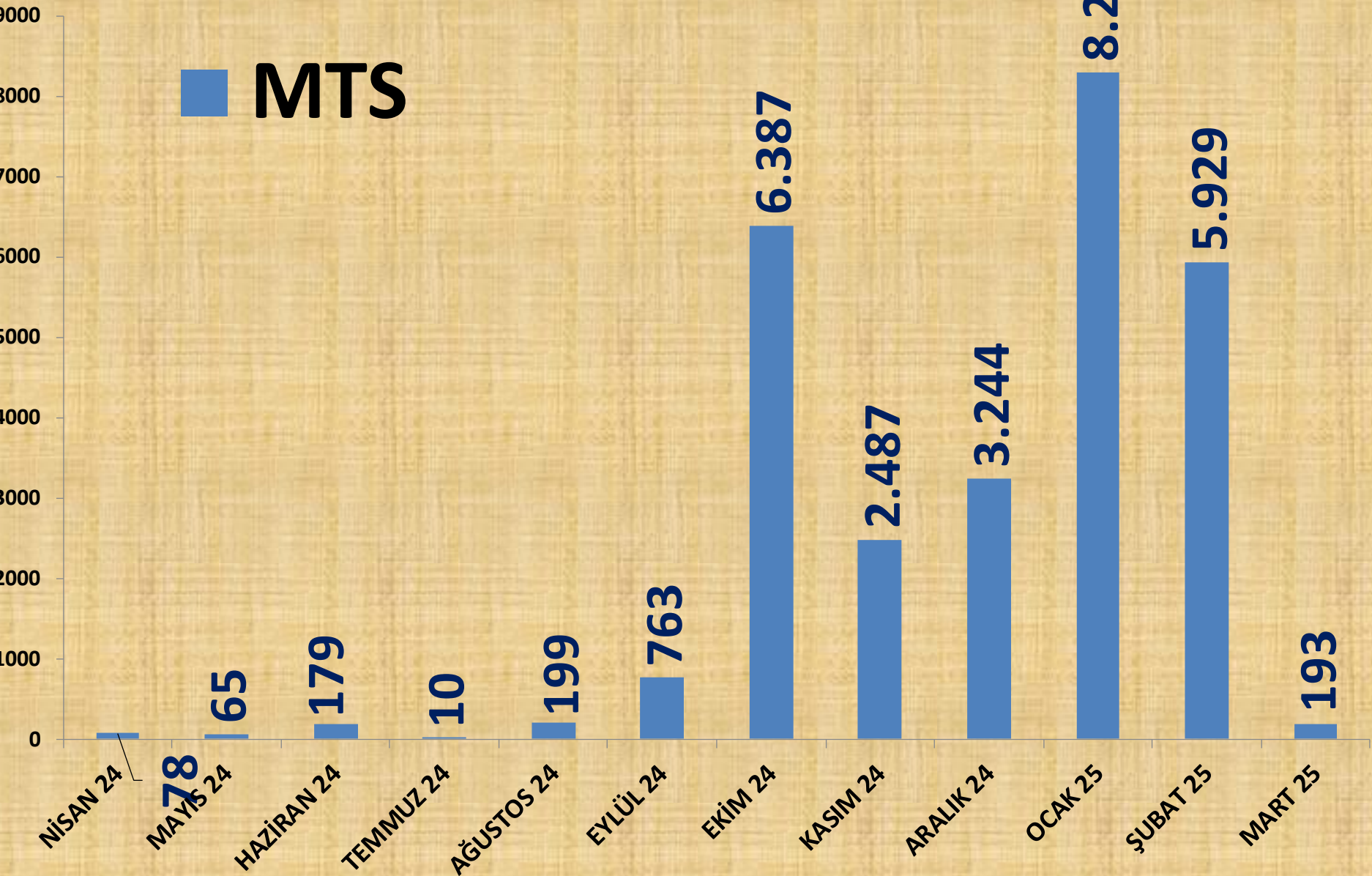
ORTALAMA FİYAT	2023 MART	2024 MART		2025 MART	
MTS	69,74 TL	73%	120,81 TL	11%	134,41 TL

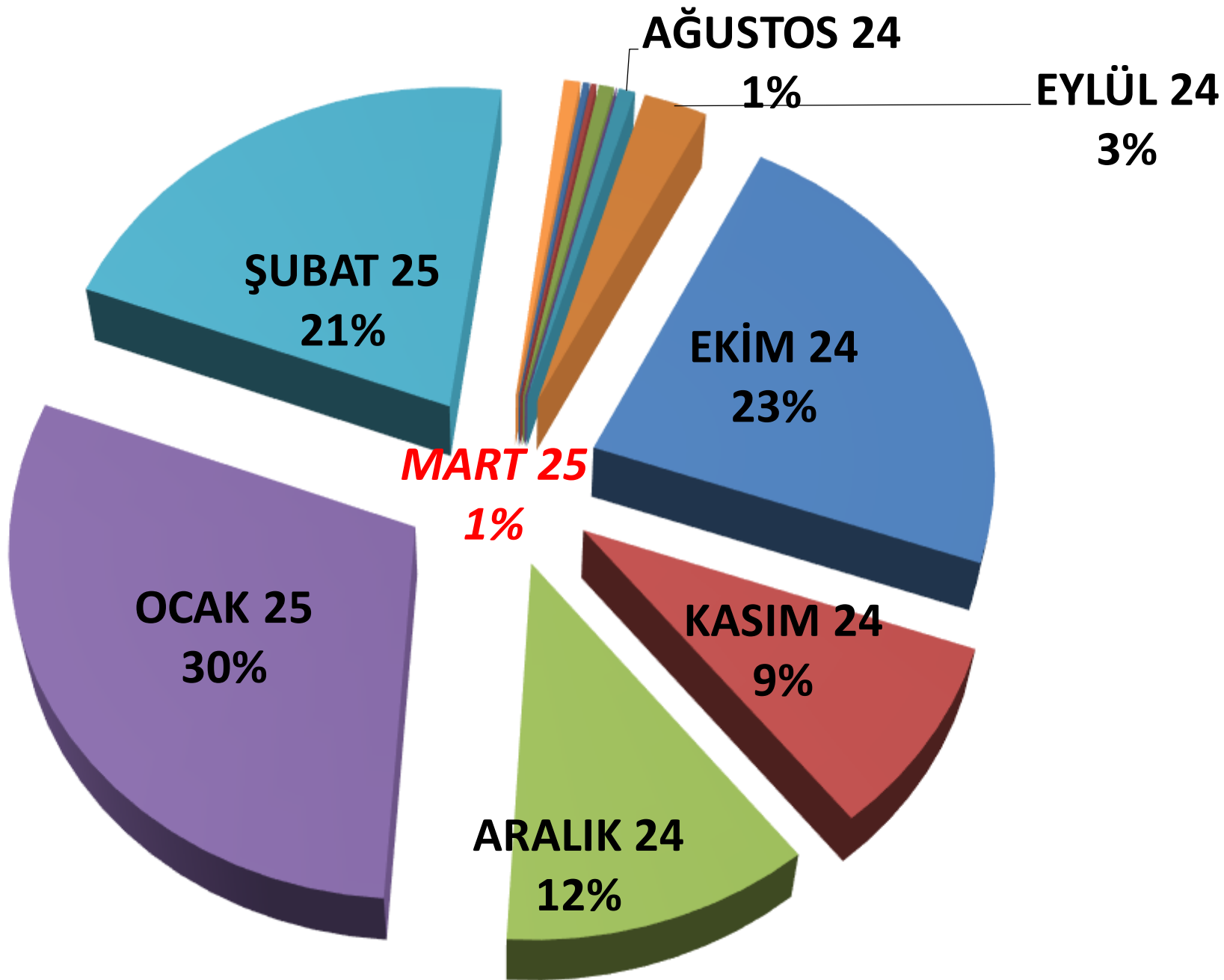
AYLIK TÜTÜN FİYAT TRENDİ_(TL)



AYLIK TÜTÜN İŞLEM MİKTARI (TON)

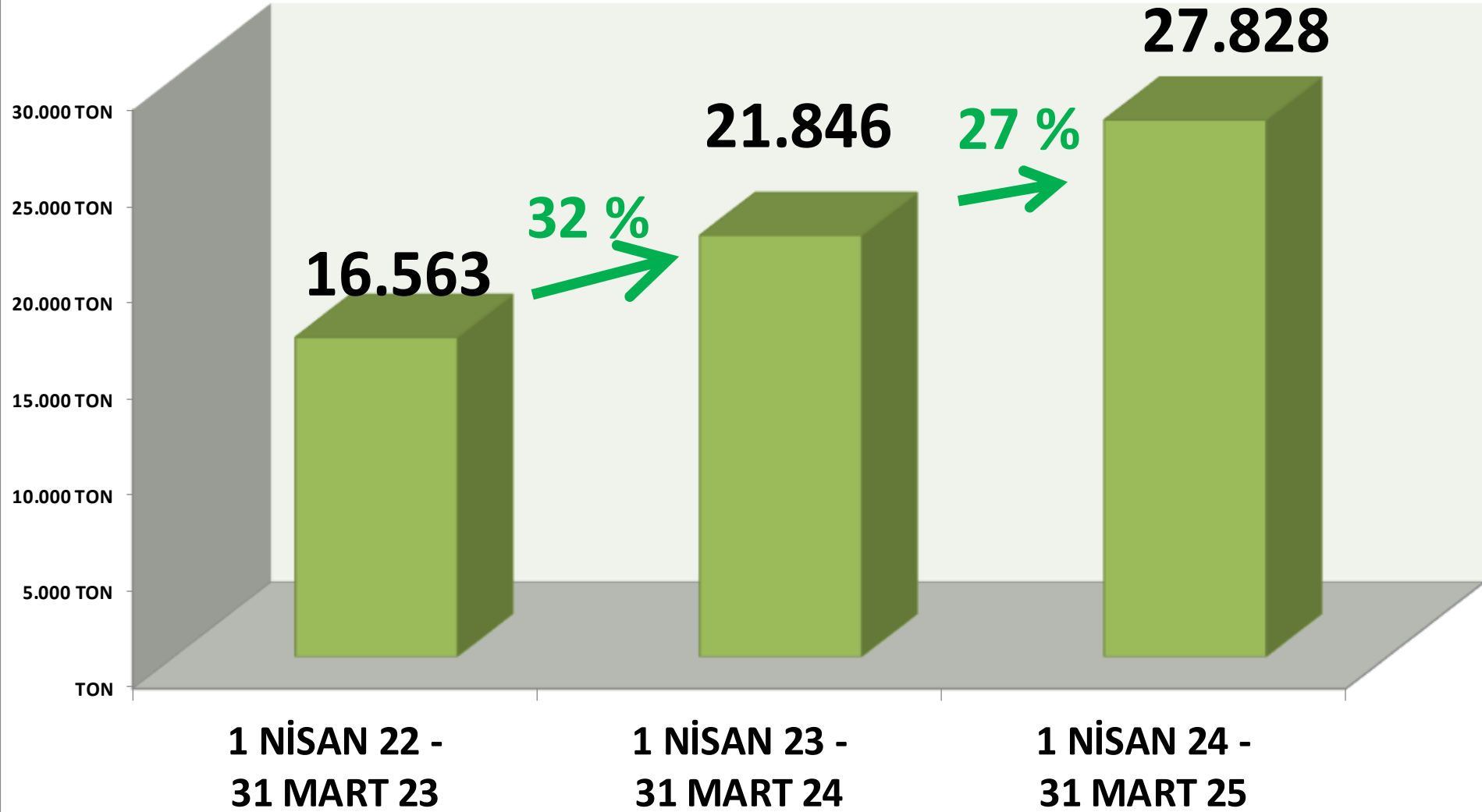
MTS





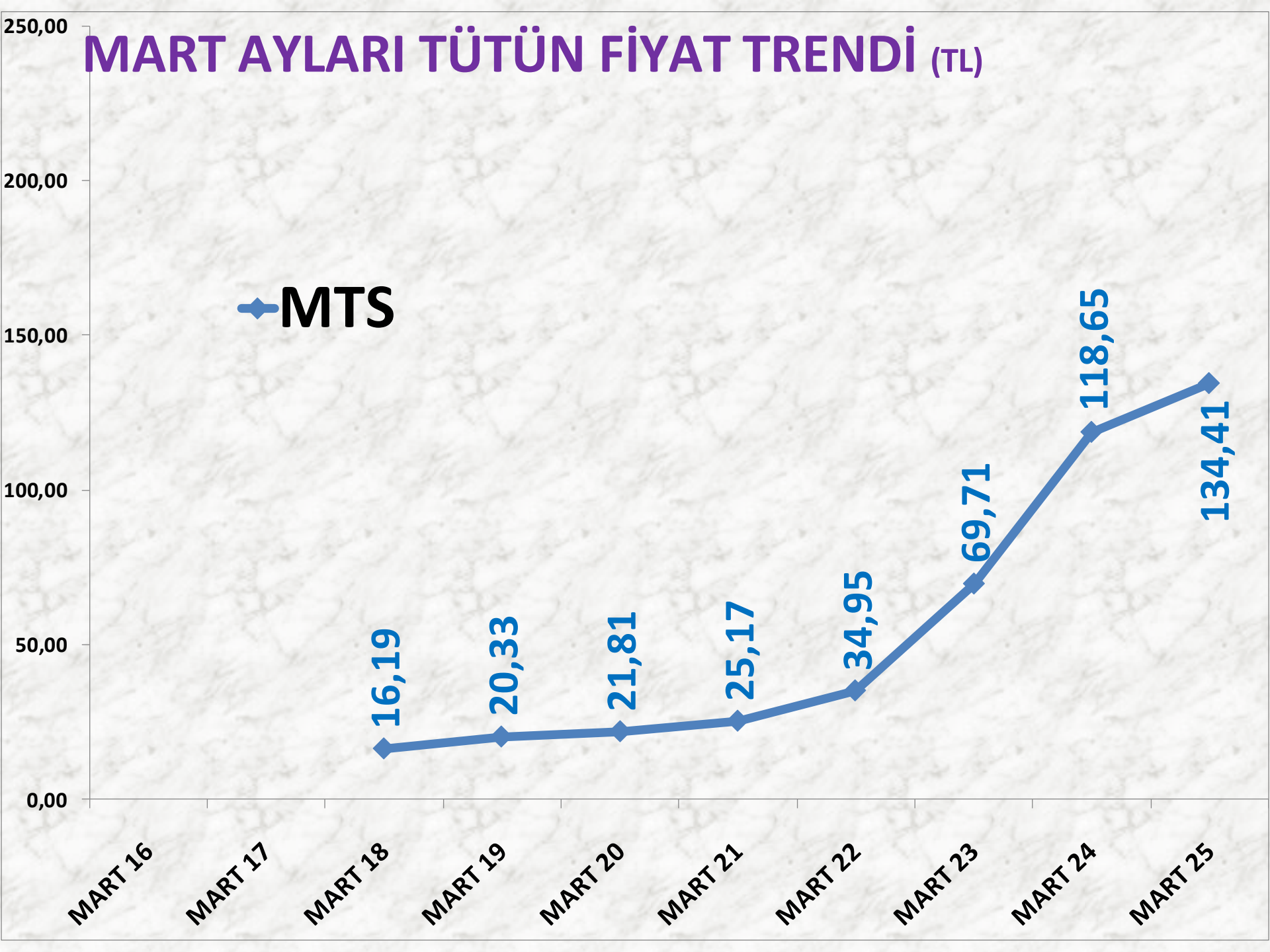
AYLIK TÜTÜN MTS İŞLEM MİKTARI ORANLARI

YILLIK TÜTÜN İŞLEM MİKTARI (TON)



MART AYLARI TÜTÜN FİYAT TRENDİ (TL)

◆ MTS



KASAPLIK CANLI HAYVAN

BÜYÜKBAŞ İŞLEM MİKTARI

İŞLEM MİKTARI ADET	2023 MART	2024 MART		2025 MART	
MTS	1.007 ADET	44%	1.448 ADET	71%	2.480 ADET
TTS	318 ADET	143%	774 ADET	-50%	387 ADET

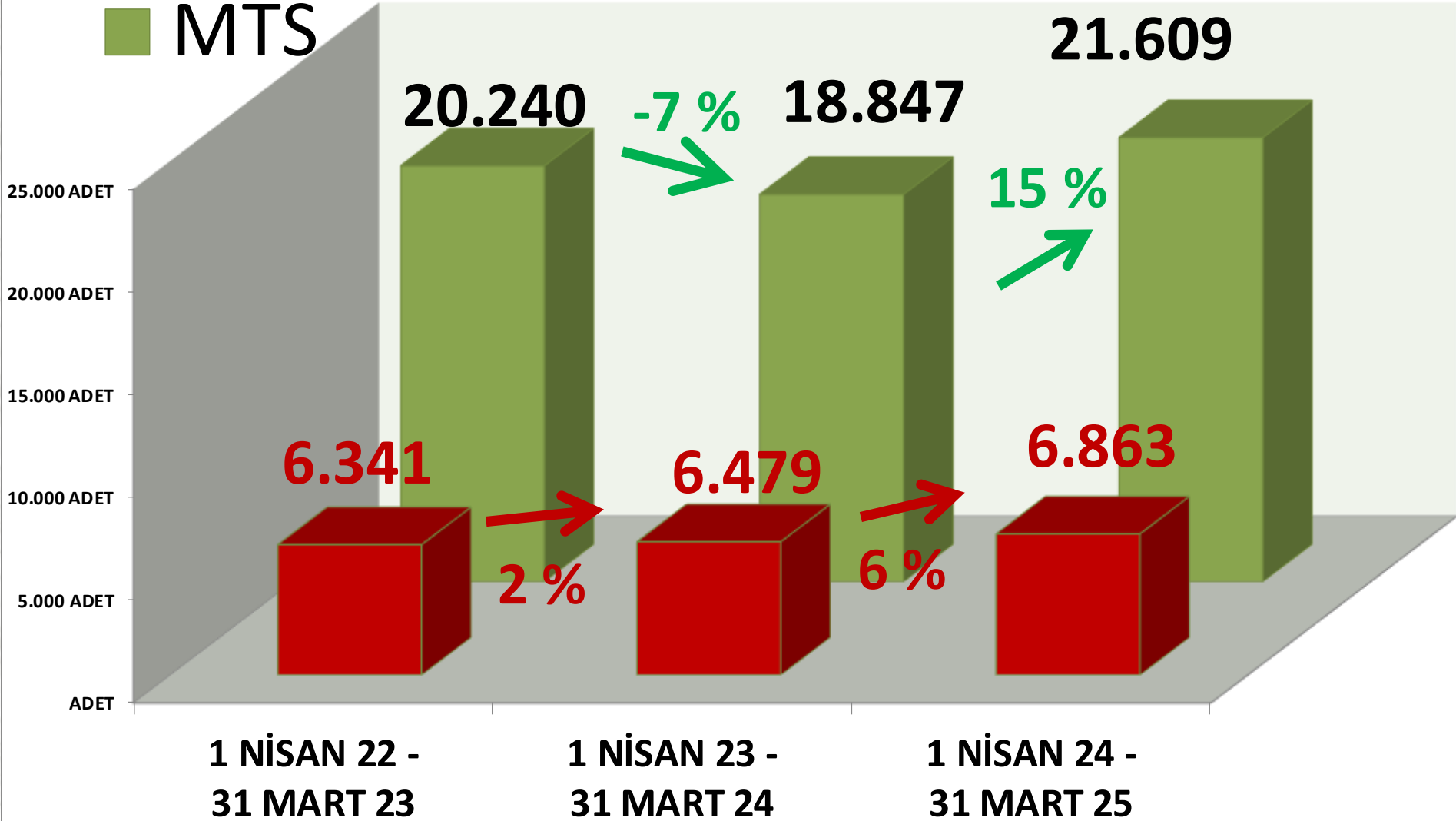
KÜÇÜKBAŞ İŞLEM MİKTARI

İŞLEM MİKTARI ADET	2023 MART	2024 MART		2025 MART	
MTS	3.707 ADET	77%	6.552 ADET	-17%	5.414 ADET
TTS	0	-	108 ADET	294%	426 ADET

■ TTS

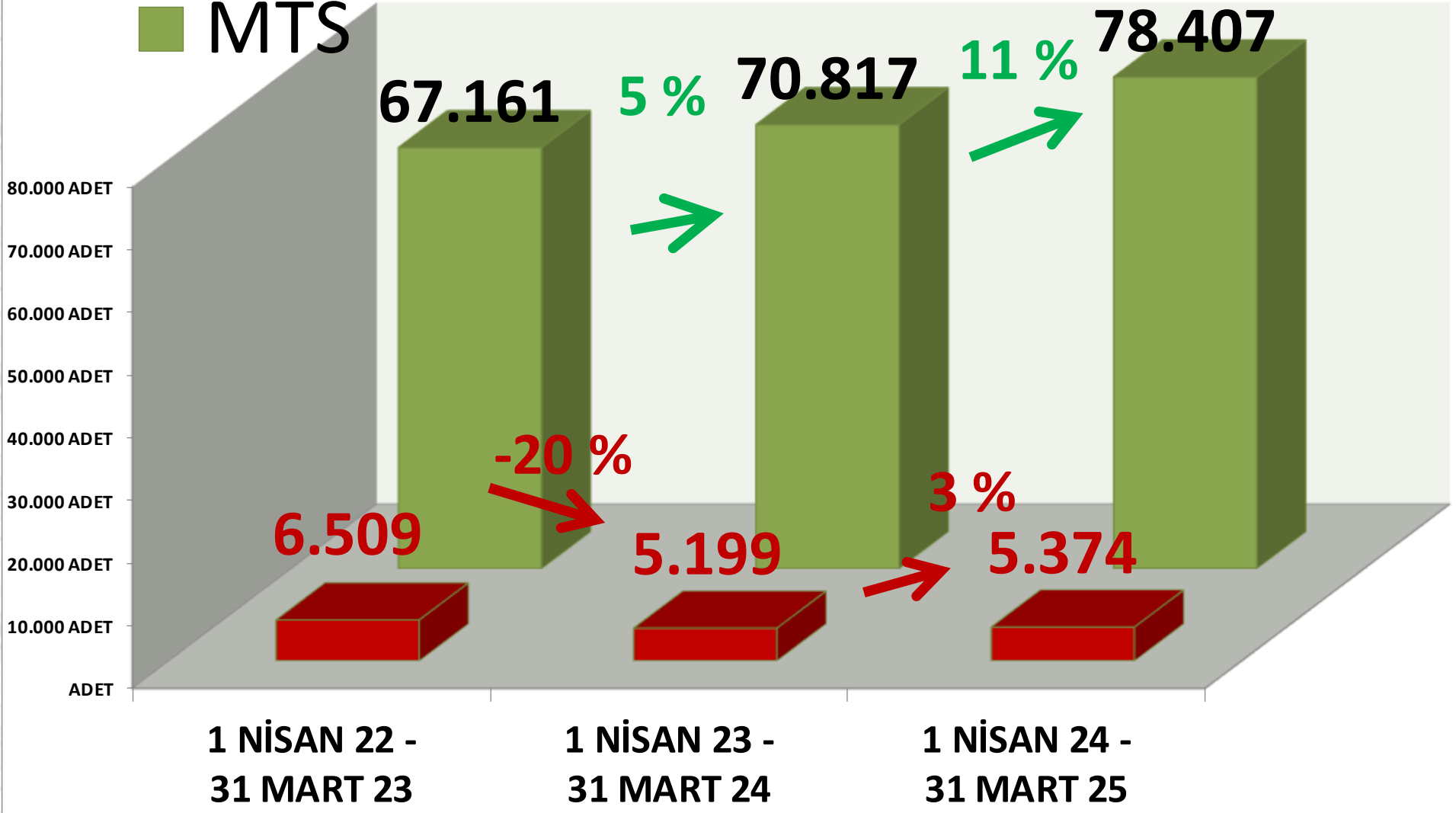
YILLIK BÜYÜKBAŞ İŞLEM MİKTARI (TON)

■ MTS



■ TTS YILLIK KÜÇÜKBAŞ İŞLEM MİKTARI (TON)

■ MTS





DINLEDİĞİNİZ İÇİN
TEŞEKKÜR EDERİM

RECEP MENGİ

