



# ***NİSAN 2025 TESCİL SUNUMU***



# İŞLEM HACMİ VE TESCİL GELİRİ VERİLERİ

	2023 NİSAN		2024 NİSAN		2025 NİSAN
İŞLEM HACMİ	774 MİLYON TL	75%	1.353 MİLYON TL	31%	1.768 MİLYON TL
TESCİL GELİRİ	742.955 TL	76%	1.310.978 TL	32%	1.727.633 TL



# 2024 NİSAN

ÜRÜN GRUBU	Miktar(kg./lt/adet)	Tutar(TL)
BAKLİYAT VE MAMÜLLERİ	831.505	39.559.145
BİTKİSEL YAĞLAR	0	0
KOTASYON DIŐI ÜRÜNLER	44.672.612	755.755.562
HAM DERİLER VE BAĞIRSAKLAR	7.173	131.121
HAYVANSAL YAĞLAR	366	103.474
HUBUBAT .	10.532.776	96.817.762
HUBUBAT MAMÜLLERİ	101.390	1.137.211
KASAPLIK CANLI HAYVANLAR	8.409	207.806.178
KURU MEYVELER	470.174	35.805.487
ORMAN MAHSÜLLERİ	213.737	4.771.790
TEKSTİL HAMMADDELERİ	335.076	16.216.574
YAĞLI TOHUMLAR	3.954.508	194.512.998
<b><u>TOPLAM</u></b>	<b>61.127.725</b>	<b>1.352.617.301</b>

# 2025 NİSAN

ÜRÜN GRUBU	Miktar(kg./lt/adet)	Tutar(TL)
BAKLİYAT VE MAMÜLLERİ	613.937	32.327.518
BİTKİSEL YAĞLAR	307	38.673
KOTASYON DIŞI ÜRÜNLER	41.402.429	860.581.945
HAM DERİLER VE BAĞIRSAKLAR	19.671	466.831
HAYVANSAL YAĞLAR	161	53.667
HUBUBAT .	7.063.032	94.199.501
HUBUBAT MAMÜLLERİ	68.495	1.208.333
KASAPLIK CANLI HAYVANLAR	11.758	436.069.755
KURU MEYVELER	619.366	68.115.568
ORMAN MAHSÜLLERİ	148.491	11.762.469
TEKSTİL HAMMADDELERİ	132.934	6.970.155
YAĞLI TOHUMLAR	4.676.136	256.019.788
<b><u>TOPLAM</u></b>	<b>54.756.716</b>	<b>1.767.814.202</b>

# 2024 NİSAN - 2025 NİSAN DEĞİŞİM

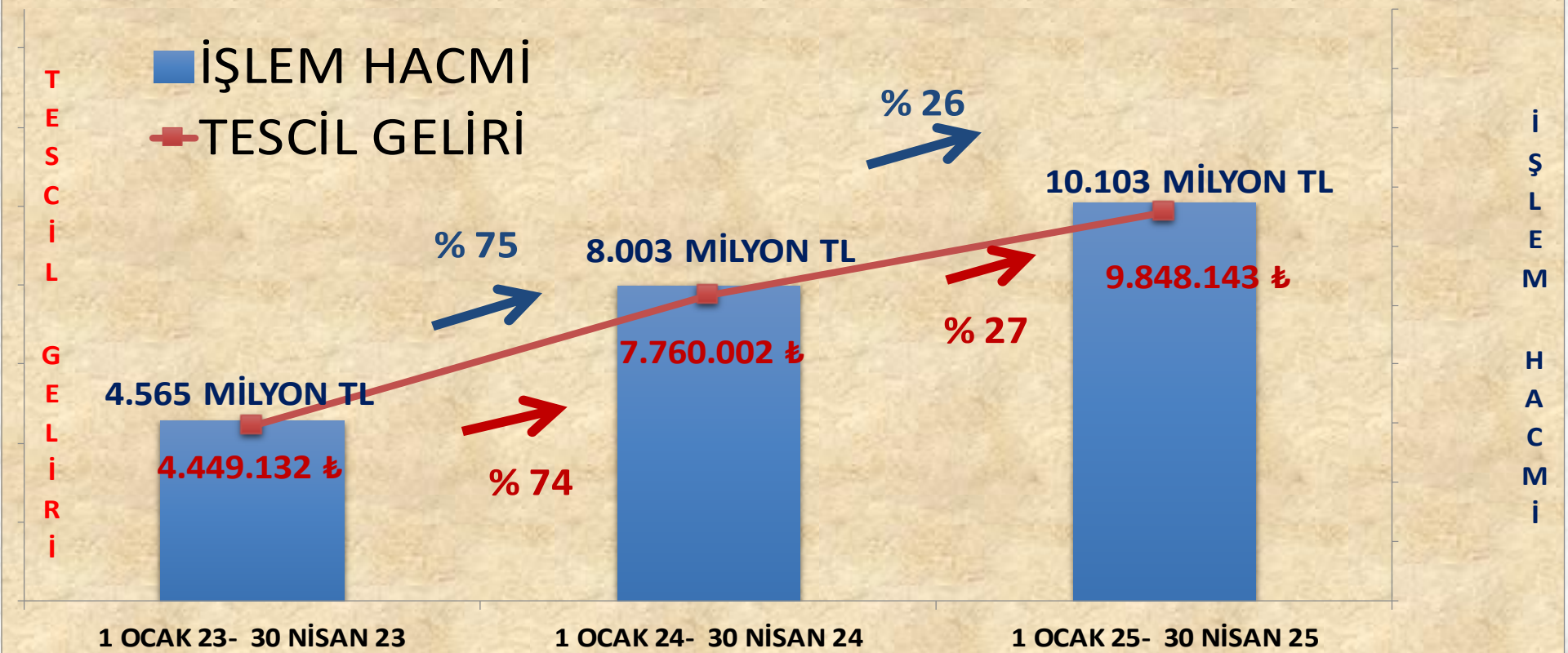
ÜRÜN GRUBU	Miktar(kg./lt/adet)	Tutar(TL)
BAKLİYAT VE MAMÜLLERİ	-217.568	-7.231.626
BİTKİSEL YAĞLAR	307	38.673
KOTASYON DIŞI ÜRÜNLER	-3.270.183	104.826.383
HAM DERİLER VE BAĞIRSAKLAR	12.498	335.710
HAYVANSAL YAĞLAR	-205	-49.808
HUBUBAT .	-3.469.744	-2.618.261
HUBUBAT MAMÜLLERİ	-32.895	71.122
KASAPLIK CANLI HAYVANLAR	3.349	228.263.577
KURU MEYVELER	149.192	32.310.081
ORMAN MAHSÜLLERİ	-65.247	6.990.679
TEKSTİL HAMMADDELERİ	-202.142	-9.246.419
YAĞLI TOHUMLAR	721.629	61.506.790
<b><u>TOPLAM</u></b>	<b>-6.371.009</b>	<b>415.196.901</b>

# 2024 NİSAN - 2025 NİSAN DEĞİŞİM ORANI

ÜRÜN GRUBU	Miktar(kg./lt/adet)	Tutar(TL)
BAKLİYAT VE MAMÜLLERİ	-26%	-18%
BİTKİSEL YAĞLAR	-	-
KOTASYON DIŞI ÜRÜNLER	-7%	14%
HAM DERİLER VE BAĞIRSAKLAR	174%	256%
HAYVANSAL YAĞLAR	-56%	-48%
HUBUBAT .	-33%	-3%
HUBUBAT MAMÜLLERİ	-32%	6%
KASAPLIK CANLI HAYVANLAR	40%	110%
KURU MEYVELER	32%	90%
ORMAN MAHSÜLLERİ	-31%	147%
TEKSTİL HAMMADDELERİ	-60%	-57%
YAĞLI TOHUMLAR	18%	32%
<b><u>TOPLAM</u></b>	<b>-10%</b>	<b>31%</b>

# İŞLEM HACMİ VE TESCİL GELİRİ VERİLERİ

	1 OCAK 23- 30 NİSAN 23	1 OCAK 24- 30 NİSAN 24		1 OCAK 25- 30 NİSAN 25	
İŞLEM HACMI	4.565 MİLYON TL	75%	8.003 MİLYON TL	26%	10.103 MİLYON TL
TESCİL GELİRİ	4.449.132 TL	74%	7.760.002 TL	27%	9.848.143 TL



# 1 OCAK - 30 NİSAN 2024

	Miktar(kg./lt/adet)	Tutar(TL)
BAKLİYAT VE MAMÜLLERİ	2.619.802	116.344.369
BİTKİSEL YAĞLAR	50	22.500
KOTASYON DIŐI ÜRÜNLER	458.421.864	4.959.101.755
HAM DERİLER VE BAĞIRSAKLAR	25.551	467.783
HAYVANSAL YAĞLAR	448	122.774
HUBUBAT .	105.772.326	729.909.350
HUBUBAT MAMÜLLERİ	995.694	9.779.939
KASAPLIK CANLI HAYVANLAR	34.601	768.444.759
KURU MEYVELER	2.300.059	165.141.629
ORMAN MAHSÜLLERİ	688.555	14.232.575
TEKSTİL HAMMADDELERİ	19.190.250	430.372.945
YAĞLI TOHUMLAR	20.987.251	809.004.168
<b><u>TOPLAM</u></b>	<b>611.036.451</b>	<b>8.002.944.545</b>

# 1 OCAK - 30 NİSAN 2025

	Miktar(kg./lt/adet)	Tutar(TL)
BAKLİYAT VE MAMÜLLERİ	1.895.340	101.805.720
BITKİSEL YAĞLAR	5.825	1.105.789
KOTASYON DIŐI ÜRÜNLER	349.942.378	6.255.436.155
HAM DERİLER VE BAĞIRSAKLAR	63.365	1.527.764
HAYVANSAL YAĞLAR	1.081	392.218
HUBUBAT .	55.515.546	568.155.340
HUBUBAT MAMÜLLERİ	1.359.917	22.792.454
KASAPLIK CANLI HAYVANLAR	41.432	1.462.984.724
KURU MEYVELER	2.366.974	238.669.996
ORMAN MAHSÜLLERİ	851.974	31.586.345
TEKSTİL HAMMADDELERİ	8.612.919	277.141.513
YAĞLI TOHUMLAR	22.613.623	1.141.452.809
<b><u>TOPLAM</u></b>	<b>443.270.374</b>	<b>10.103.050.827</b>

# 1 OCAK - 30 NİSAN 2024-25 DEĞİŞİM

	Miktar(kg./lt/adet)	Tutar(TL)
BAKLİYAT VE MAMÜLLERİ	-724.462	-14.538.649
BİTKİSEL YAĞLAR	5.775	1.083.289
KOTASYON DIŞI ÜRÜNLER	-108.479.486	1.296.334.400
HAM DERİLER VE BAĞIRSAKLAR	37.814	1.059.981
HAYVANSAL YAĞLAR	633	269.444
HUBUBAT .	-50.256.780	-161.754.010
HUBUBAT MAMÜLLERİ	364.223	13.012.515
KASAPLIK CANLI HAYVANLAR	6.831	694.539.965
KURU MEYVELER	66.916	73.528.367
ORMAN MAHSÜLLERİ	163.420	17.353.770
TEKSTİL HAMMADDELERİ	-10.577.331	-153.231.432
YAĞLI TOHUMLAR	1.626.372	332.448.641
<b><u>TOPLAM</u></b>	<b>-167.766.077</b>	<b>2.100.106.281</b>

# 1 OCAK - 30 NİSAN 2024 -25 DEĞİŞİM ORANI

	Miktar(kg./lt/adet)	Tutar(TL)
BAKLİYAT VE MAMÜLLERİ	-28%	-12%
BITKİSEL YAĞLAR	11549%	4815%
KOTASYON DIŞI ÜRÜNLER	-24%	26%
HAM DERİLER VE BAĞIRSAKLAR	148%	227%
HAYVANSAL YAĞLAR	141%	219%
HUBUBAT .	-48%	-22%
HUBUBAT MAMÜLLERİ	37%	133%
KASAPLIK CANLI HAYVANLAR	20%	90%
KURU MEYVELER	3%	45%
ORMAN MAHSÜLLERİ	24%	122%
TEKSTİL HAMMADDELERİ	-55%	-36%
YAĞLI TOHUMLAR	8%	41%
<b><u>TOPLAM</u></b>	<b>-27%</b>	<b>26%</b>

# ARPA

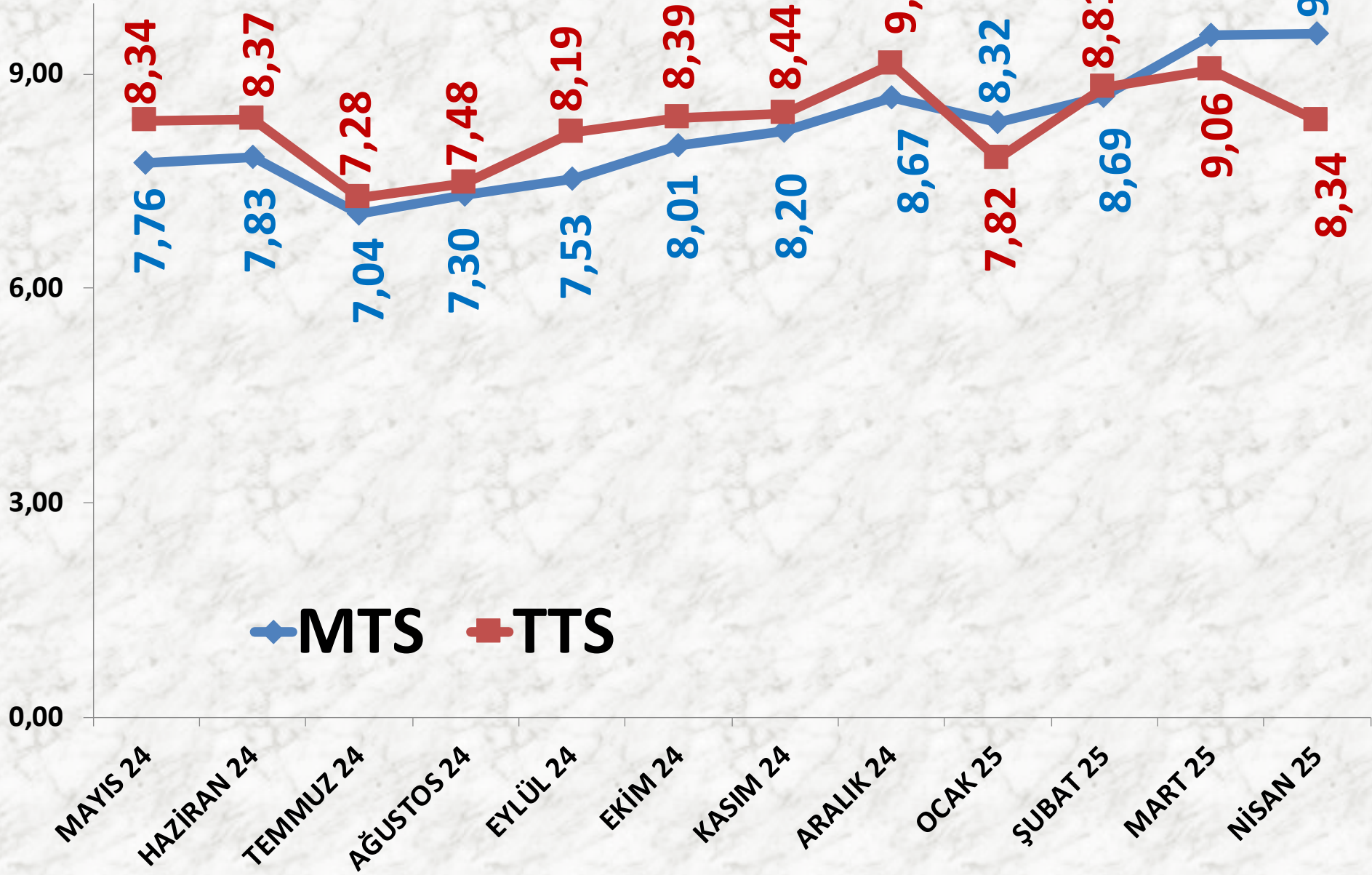
<b>İŞLEM MİKTARI TON</b>	<b>2023 NİSAN</b>	<b>2024 NİSAN</b>		<b>2025 NİSAN</b>	
MTS	85 TON	601%	598 TON	-52%	286 TON
TTS	6.134 TON	-57%	2.639 TON	-89%	294 TON

<b>EN AZ FİYAT</b>	<b>2023 NİSAN</b>	<b>2024 NİSAN</b>		<b>2025 NİSAN</b>	
MTS	5,40 TL	-7%	5,00 TL	45%	7,25 TL
TTS	5,45 TL	38%	7,50 TL	0%	7,50 TL

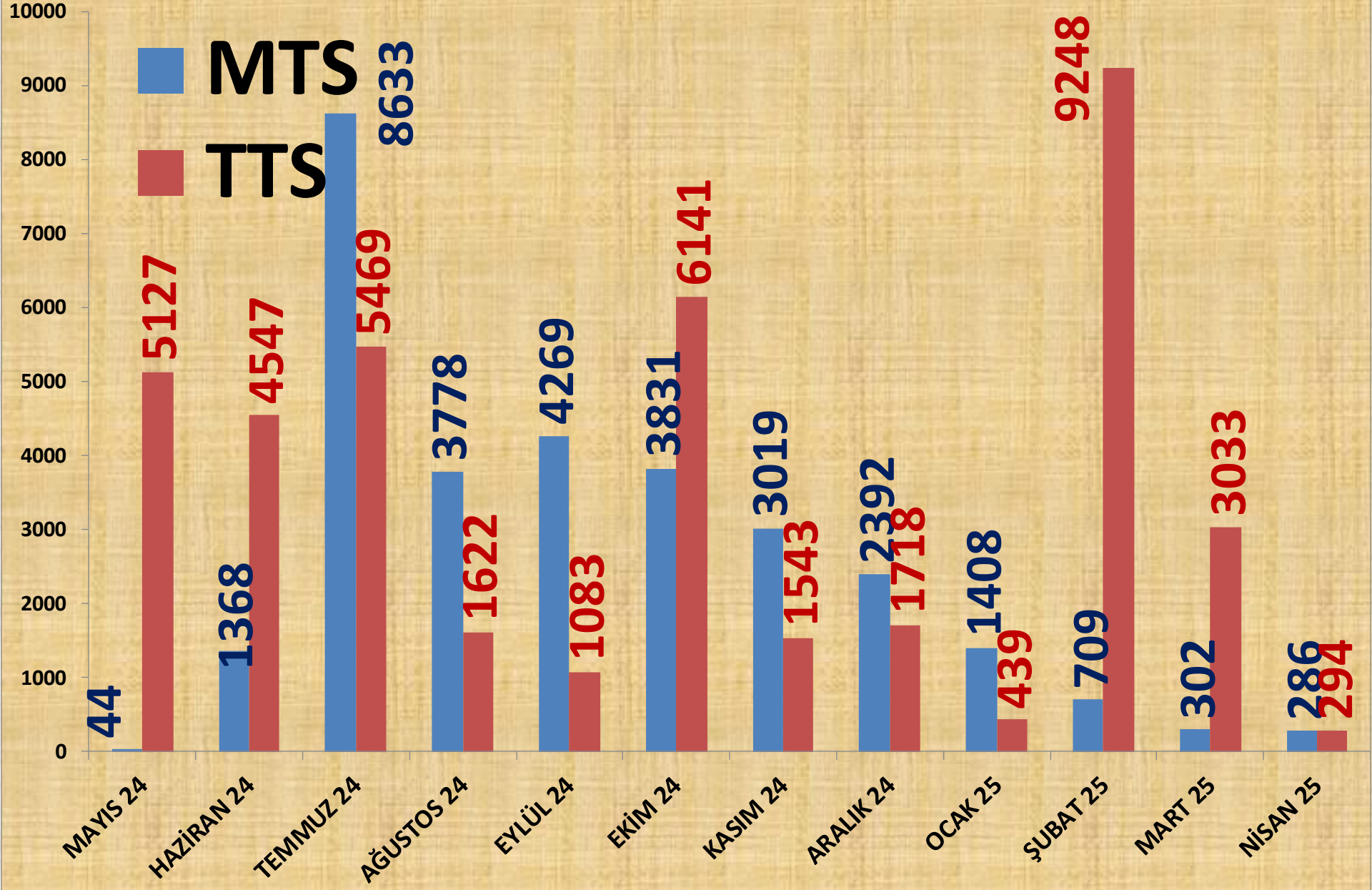
<b>EN ÇOK FİYAT</b>	<b>2023 NİSAN</b>	<b>2024 NİSAN</b>		<b>2025 NİSAN</b>	
MTS	6,50 TL	54%	10,00 TL	10%	11,00 TL
TTS	6,10 TL	30%	7,94 TL	51%	12,00 TL

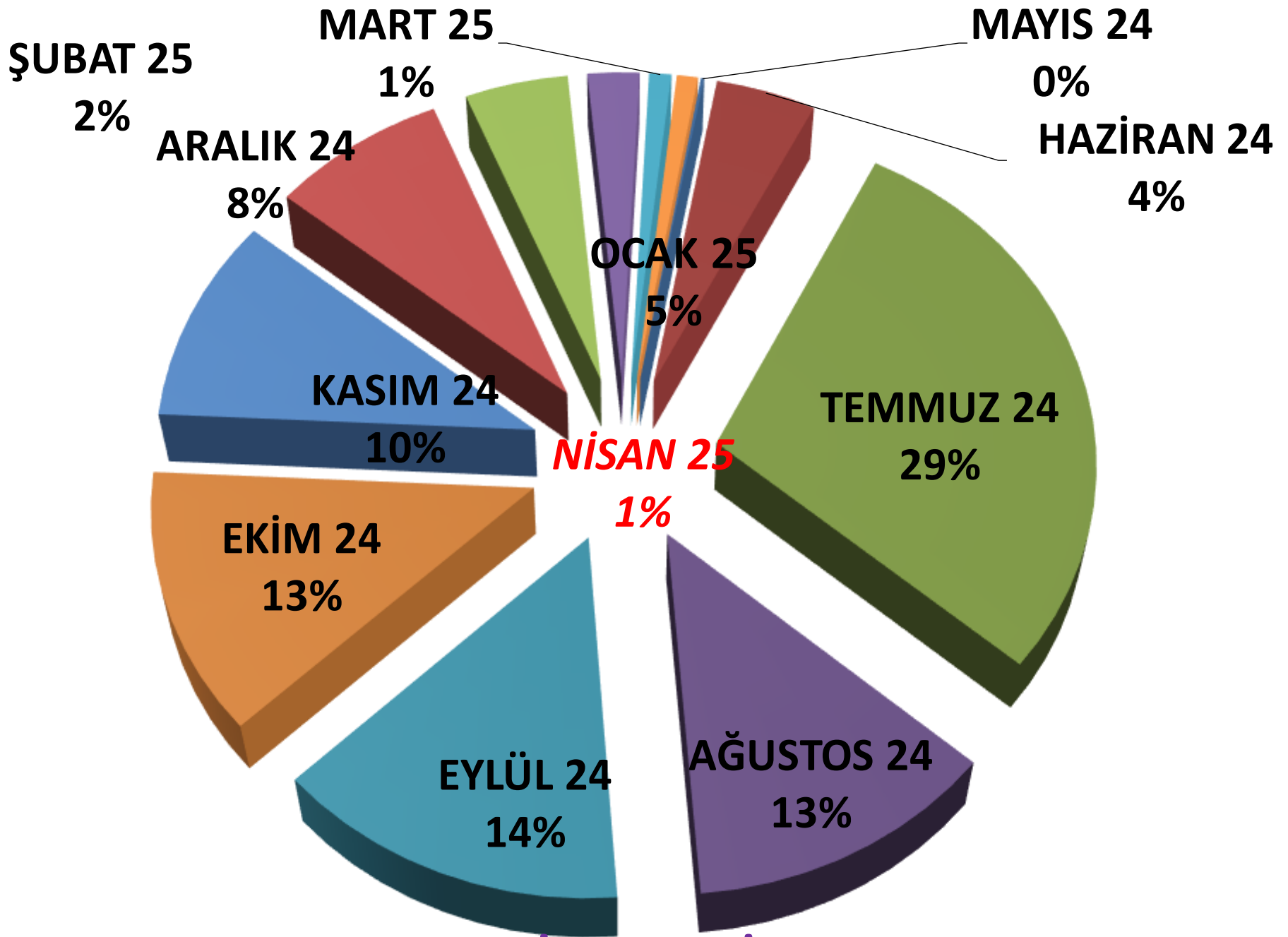
<b>ORTALAMA FİYAT</b>	<b>2023 NİSAN</b>	<b>2024 NİSAN</b>		<b>2025 NİSAN</b>	
MTS	5,59 TL	35%	7,57 TL	26%	9,56 TL
TTS	5,56 TL	41%	7,82 TL	13%	8,80 TL

# AYLIK ARPA FİYAT TRENDİ (TL)



# AYLIK ARPA İŞLEM MİKTARI (TON)



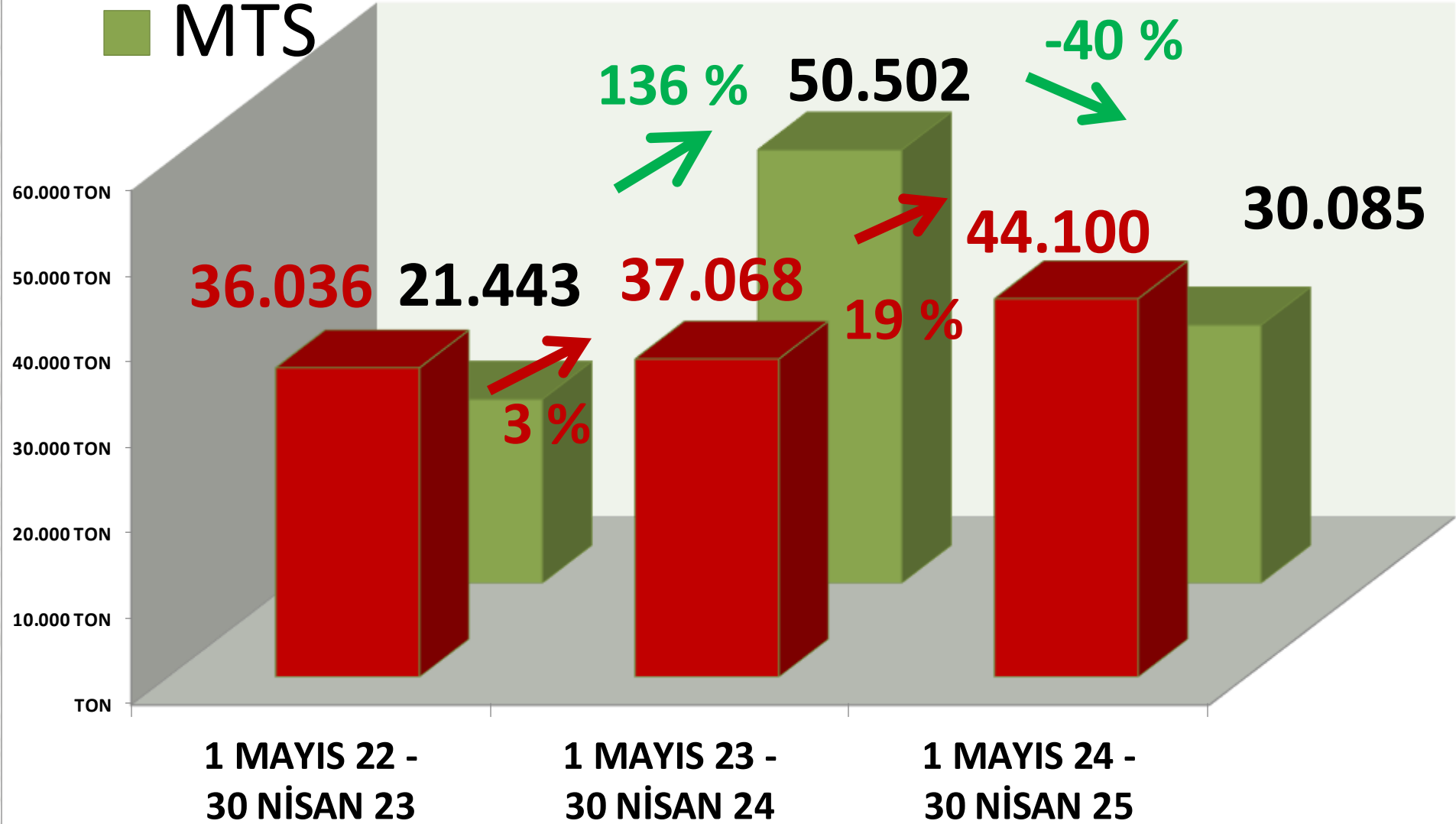


**AYLIK ARPA MTS İŞLEM MİKTARI ORANLARI**

■ TTS

# YILLIK ARPA İŞLEM MİKTARI (TON)

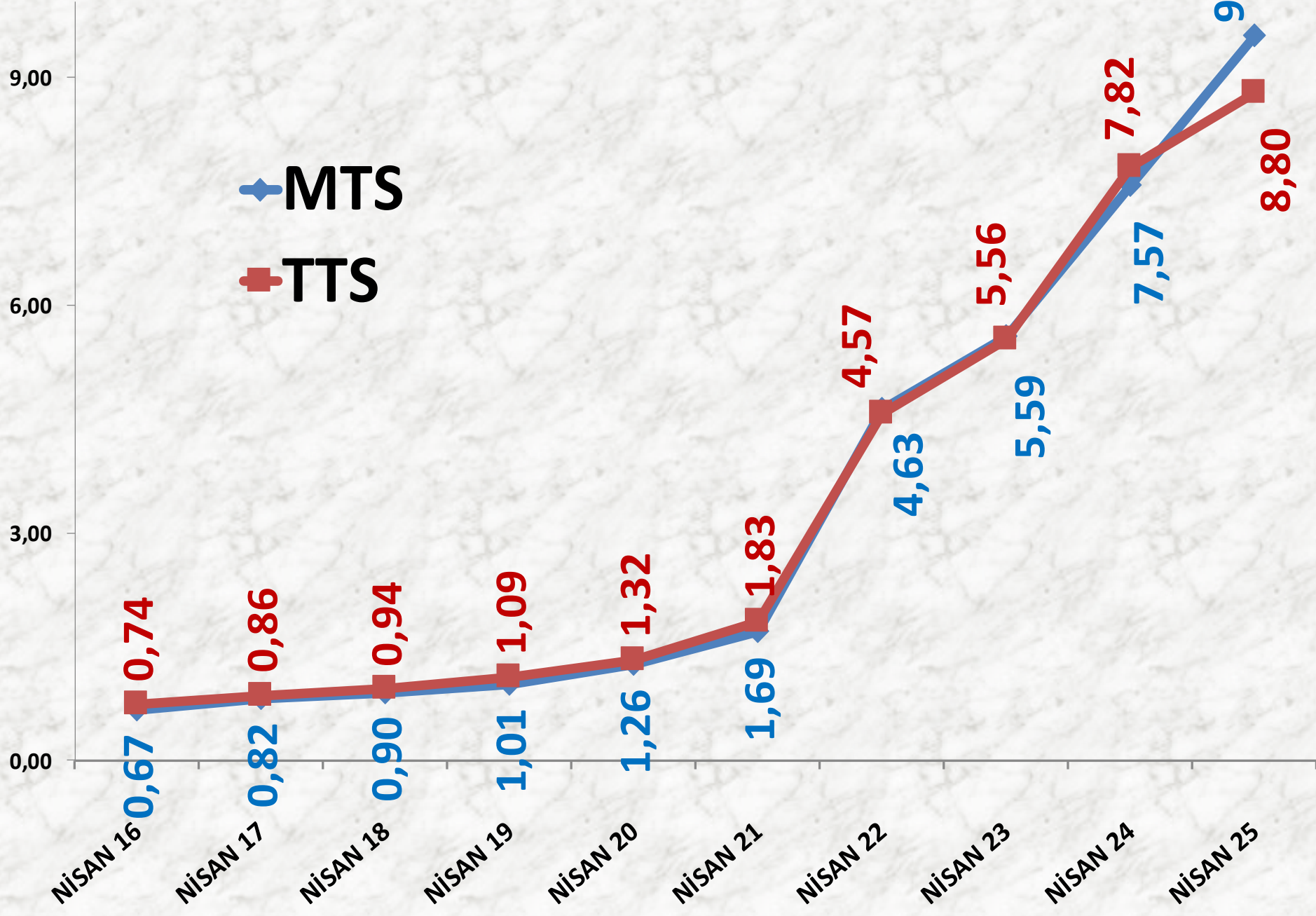
■ MTS



# NİSAN AYLARI ARPA FİYAT TRENDİ (TL)

◆ MTS

■ TTS



# BUĞDAY

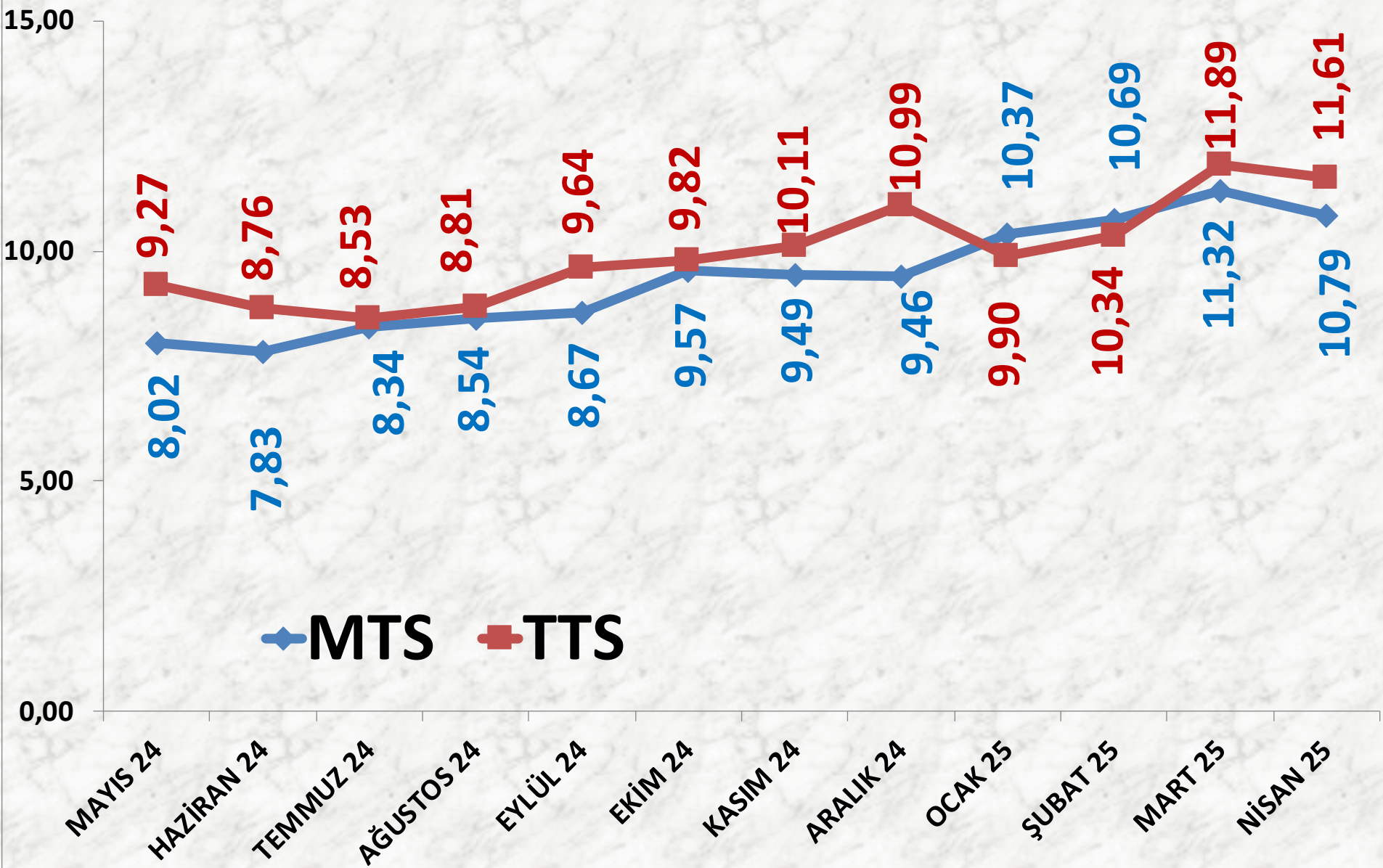
<b>İŞLEM MİKTARI TON</b>	<b>2023 NİSAN</b>	<b>2024 NİSAN</b>		<b>2025 NİSAN</b>	
MTS	456 TON	77%	809 TON	10%	892 TON
TTS	2.172 TON	-8%	1.995 TON	-76%	483 TON

<b>EN AZ FİYAT</b>	<b>2023 NİSAN</b>	<b>2024 NİSAN</b>		<b>2025 NİSAN</b>	
MTS	6,00 TL	0%	6,00 TL	33%	8,00 TL
TTS	5,85 TL	36%	7,95 TL	7%	8,50 TL

<b>EN ÇOK FİYAT</b>	<b>2023 NİSAN</b>	<b>2024 NİSAN</b>		<b>2025 NİSAN</b>	
MTS	8,60 TL	15%	9,87 TL	23%	12,15 TL
TTS	8,30 TL	13%	9,40 TL	36%	12,80 TL

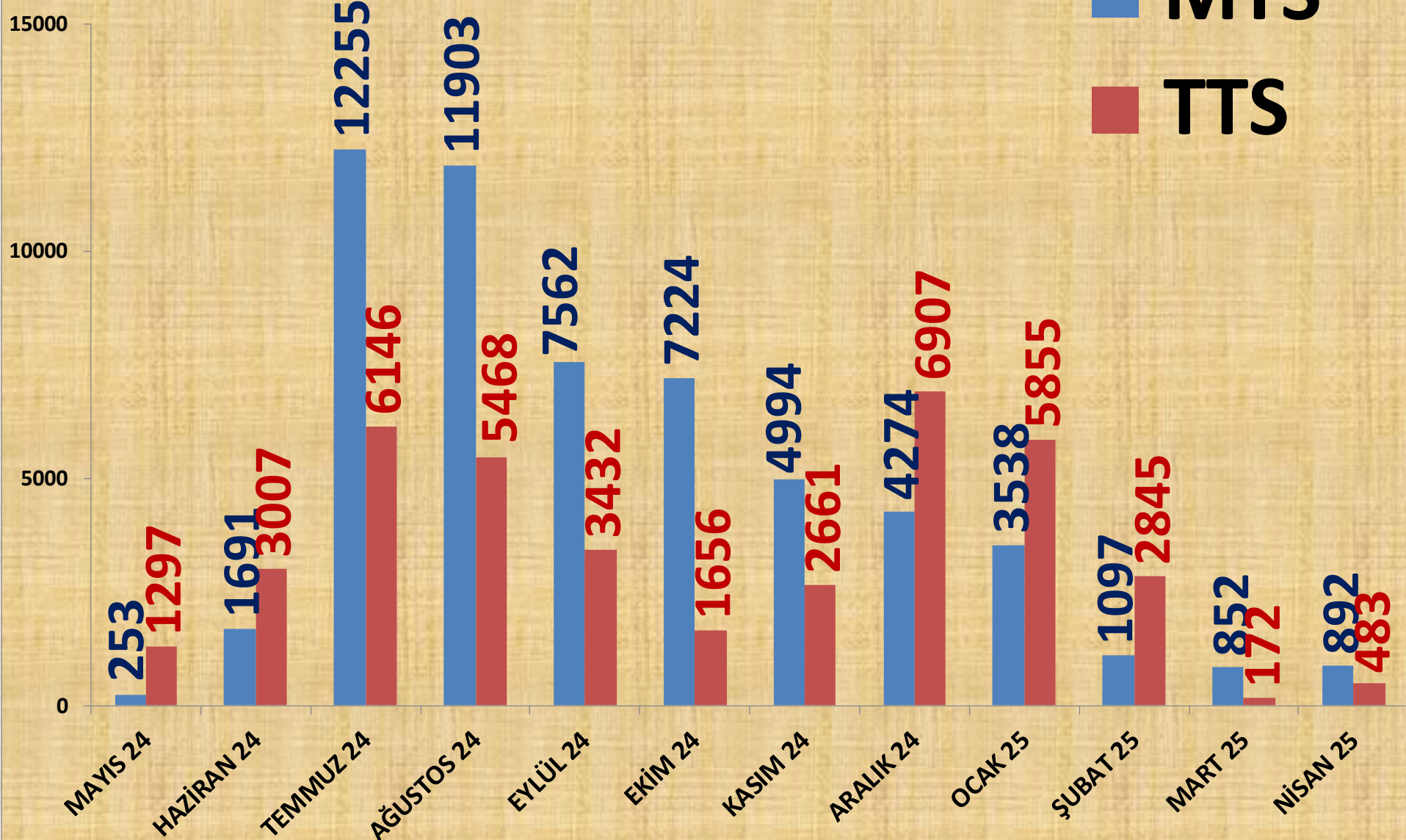
<b>ORTALAMA FİYAT</b>	<b>2023 NİSAN</b>	<b>2024 NİSAN</b>		<b>2025 NİSAN</b>	
MTS	7,30 TL	17%	8,51 TL	27%	10,79 TL
TTS	7,72 TL	20%	9,28 TL	25%	11,61 TL

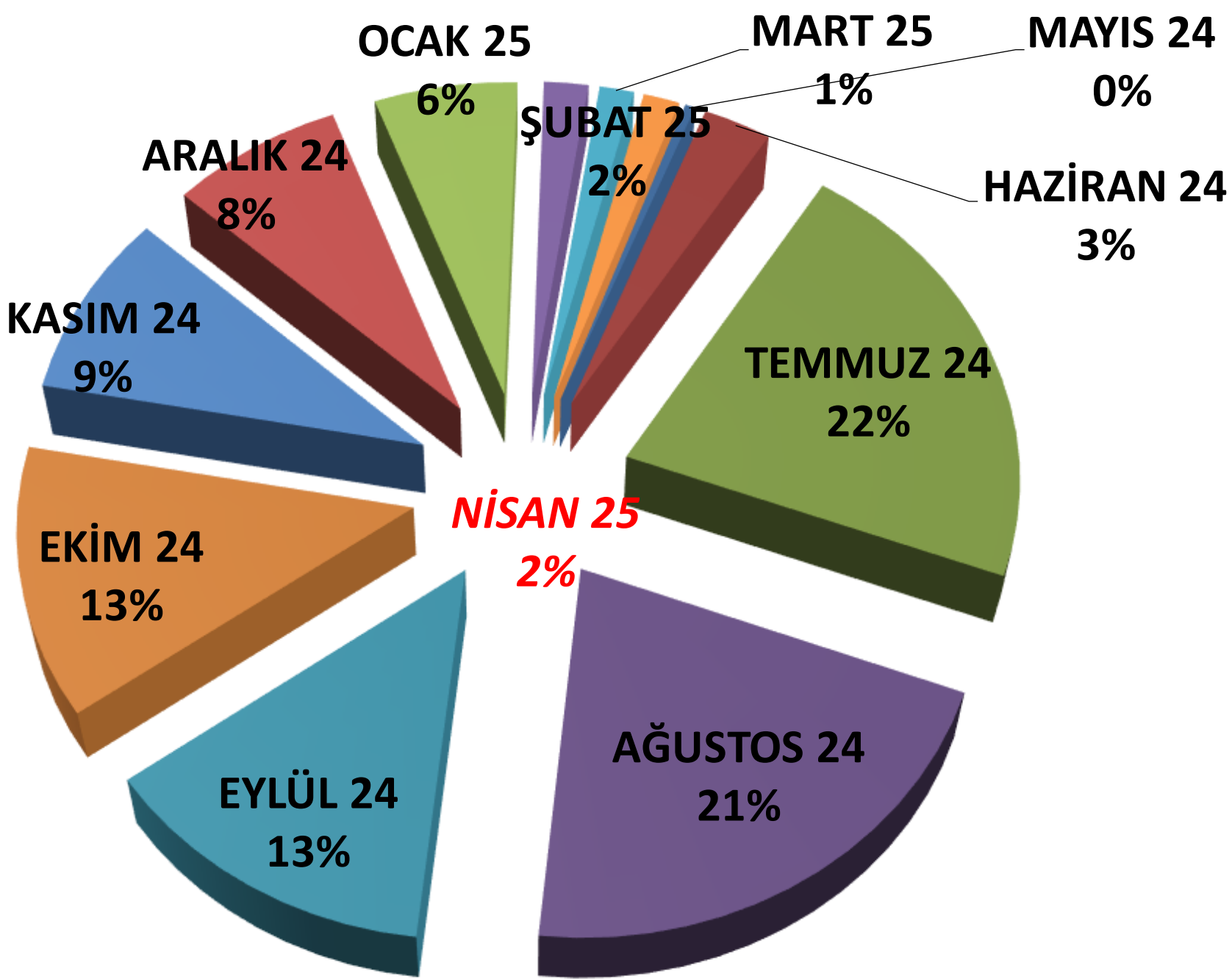
# AYLIK BUĞDAY FİYAT TRENDİ (TL)



# AYLIK BUĞDAY İŞLEM MİKTARI (TON)

■ MTS  
■ TTS





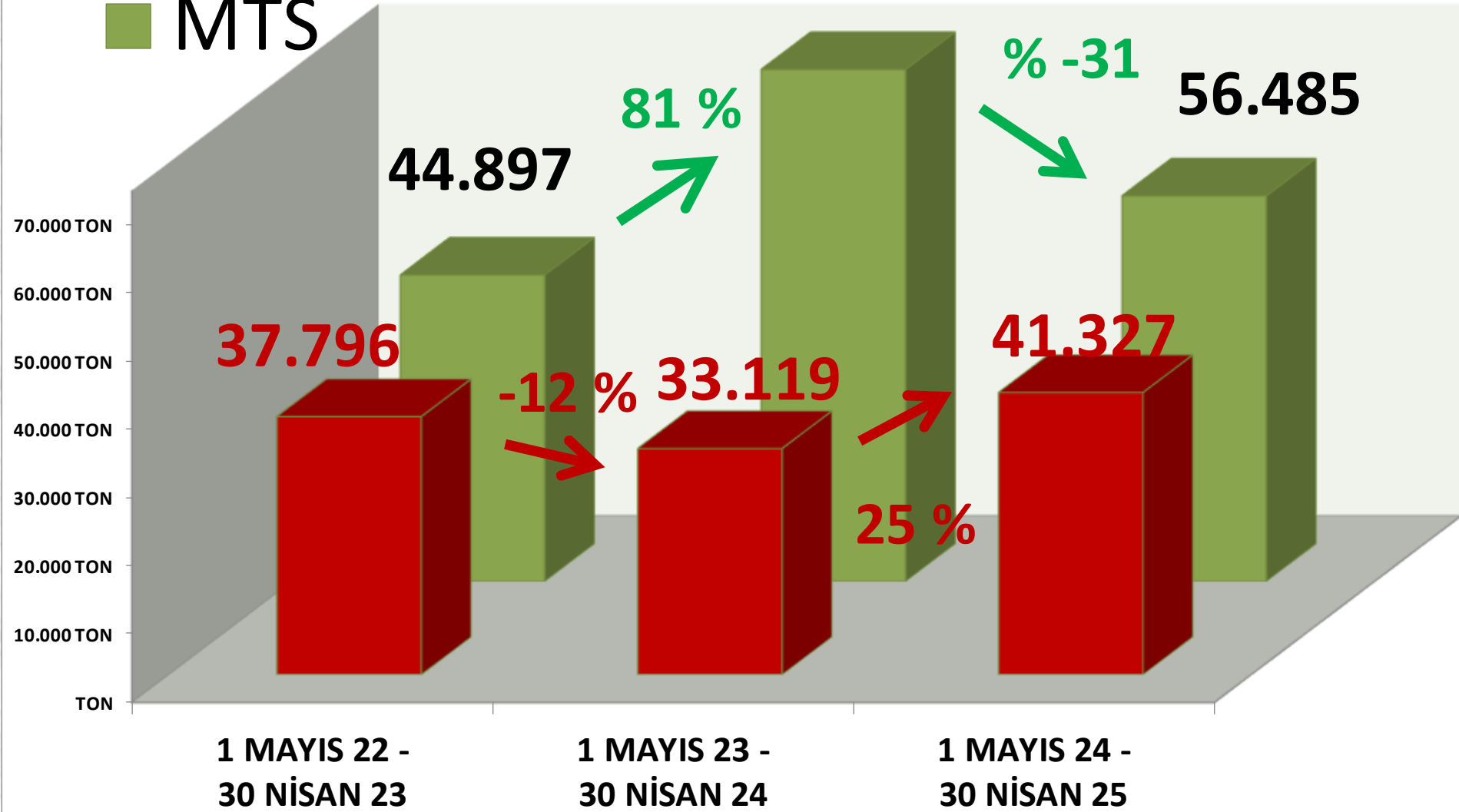
**AYLIK BUĞDAY MTS İŞLEM MİKTARI ORANLARI**

■ TTS

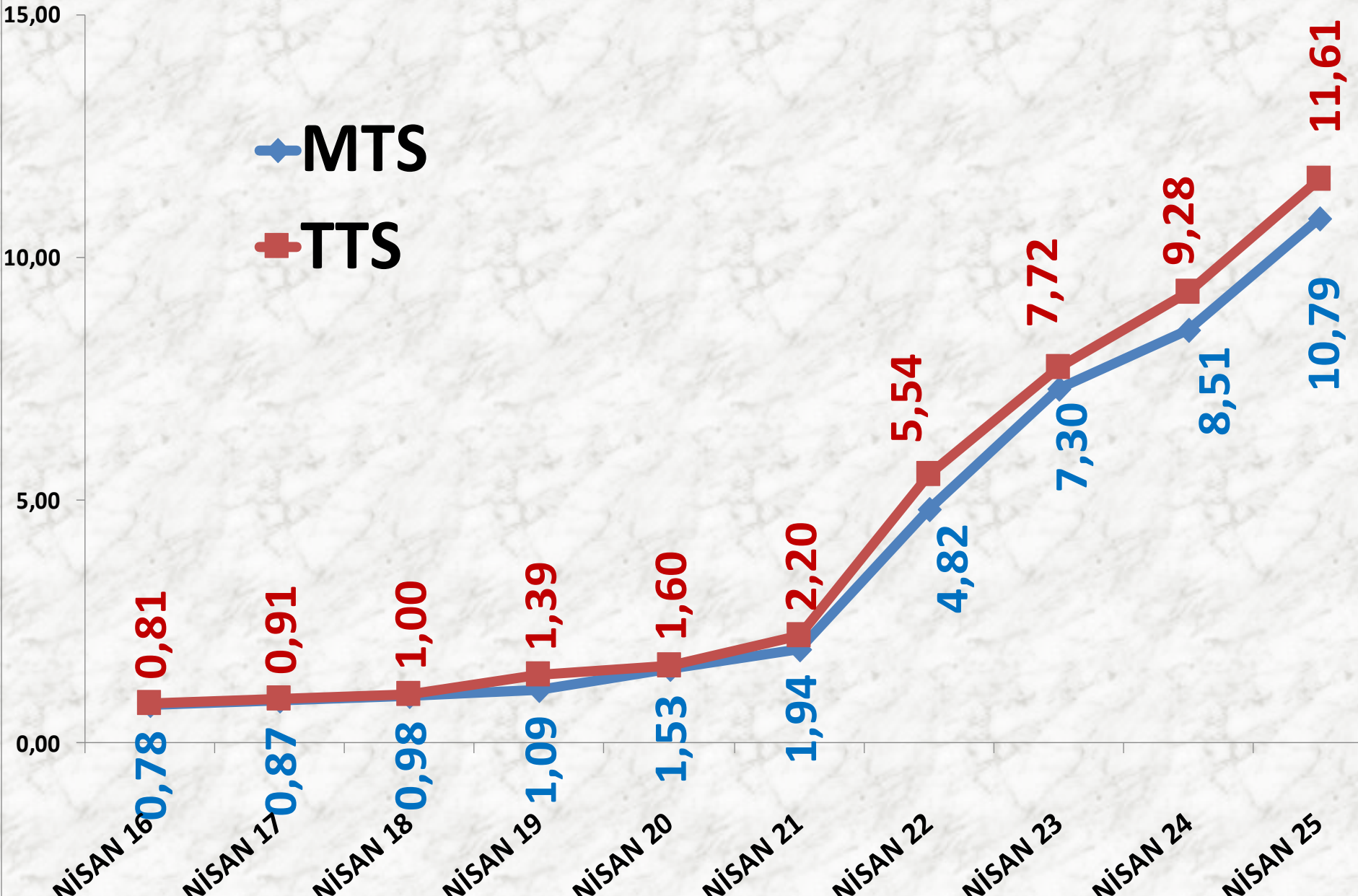
# YILLIK BUĞDAY İŞLEM MİKTARI (TON)

81.366

■ MTS



# NİSAN AYLARI BUĞDAY FİYAT TRENDİ (TL)



# MISIR DANE

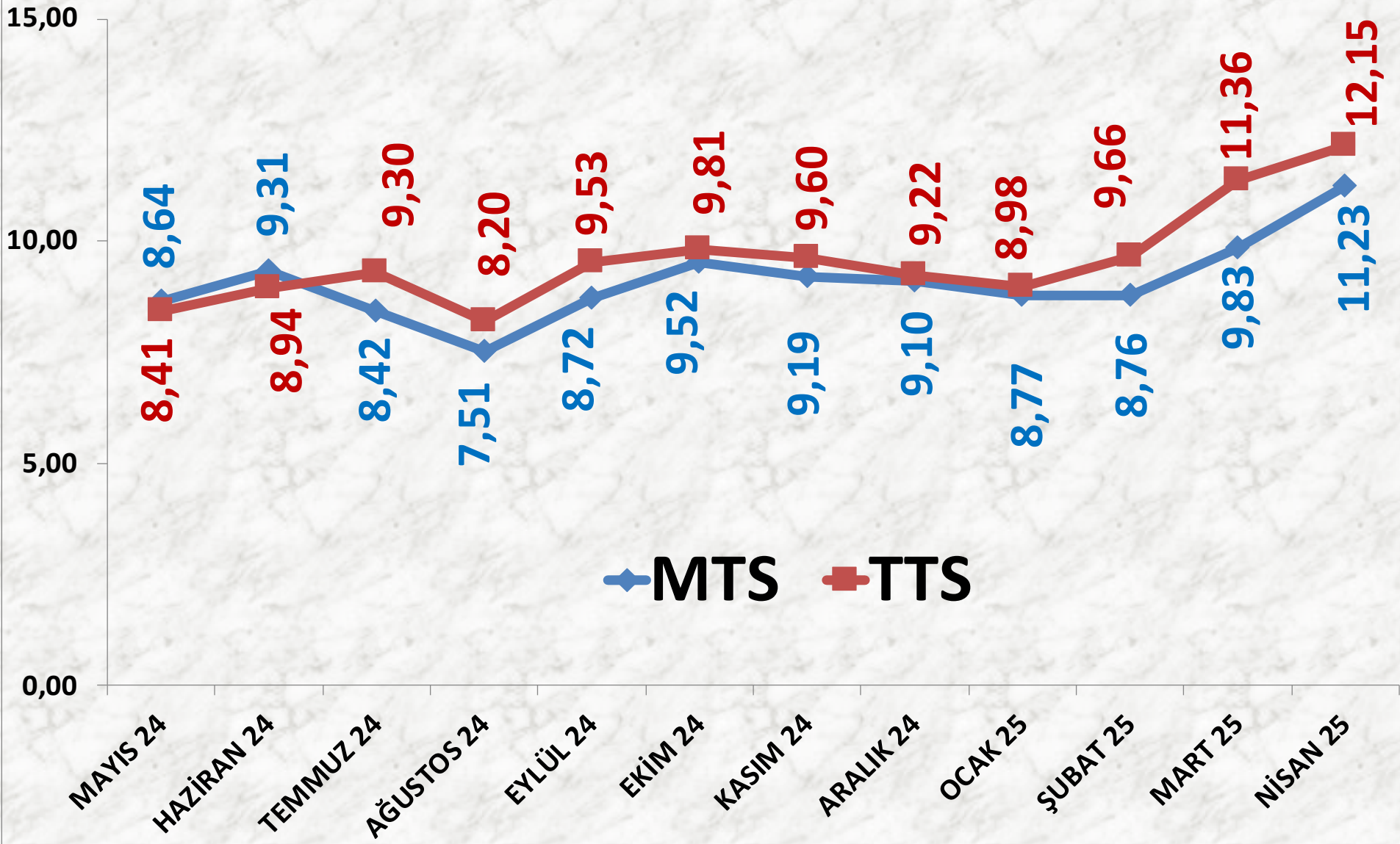
<b>İŞLEM MİKTARI TON</b>	<b>2023 NİSAN</b>	<b>2024 NİSAN</b>		<b>2025 NİSAN</b>	
MTS	2.132 TON	-24%	1.629 TON	1%	1.641 TON
TTS	1.501 TON	-50%	755 TON	-87%	98 TON

<b>EN AZ FİYAT</b>	<b>2023 NİSAN</b>	<b>2024 NİSAN</b>		<b>2025 NİSAN</b>	
MTS	4,70 TL	6%	5,00 TL	80%	9,00 TL
TTS	5,60 TL	12%	6,25 TL	94%	12,15 TL

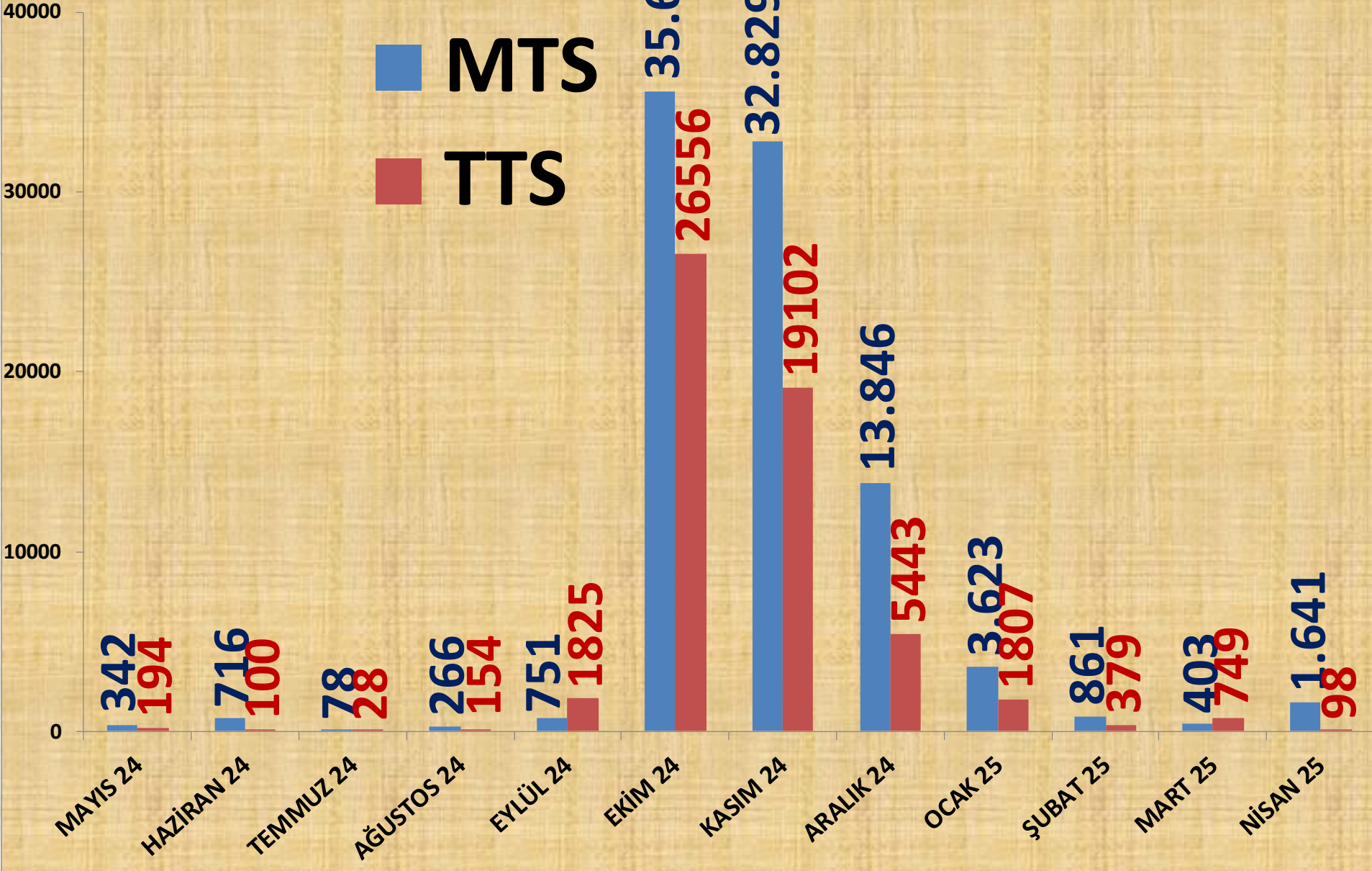
<b>EN ÇOK FİYAT</b>	<b>2023 NİSAN</b>	<b>2024 NİSAN</b>		<b>2025 NİSAN</b>	
MTS	5,92 TL	52%	9,00 TL	27%	11,43 TL
TTS	6,40 TL	72%	11,00 TL	10%	12,15 TL

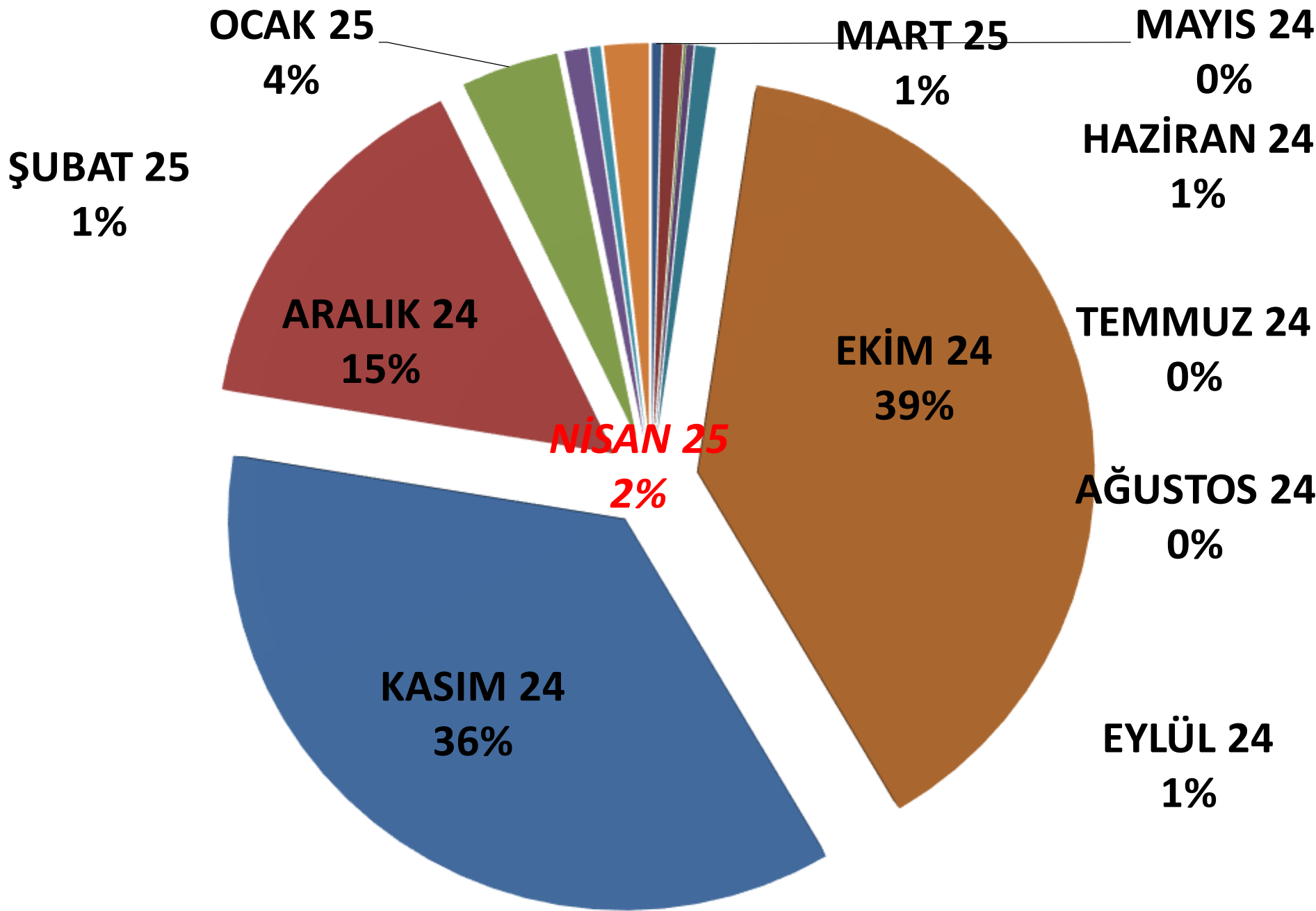
<b>ORTALAMA FİYAT</b>	<b>2023 NİSAN</b>	<b>2024 NİSAN</b>		<b>2025 NİSAN</b>	
MTS	5,38 TL	45%	7,79 TL	44%	11,23 TL
TTS	5,71 TL	27%	7,25 TL	68%	12,15 TL

# AYLIK MISIR DANE FİYAT TRENDİ (TL)



# AYLIK MISIR DANE İŞLEM MİKTARI (TON)





AYLIK MISIR DANE MTS İŞLEM MİKTARI ORANLARI

# MISIR ÇEREZLİK

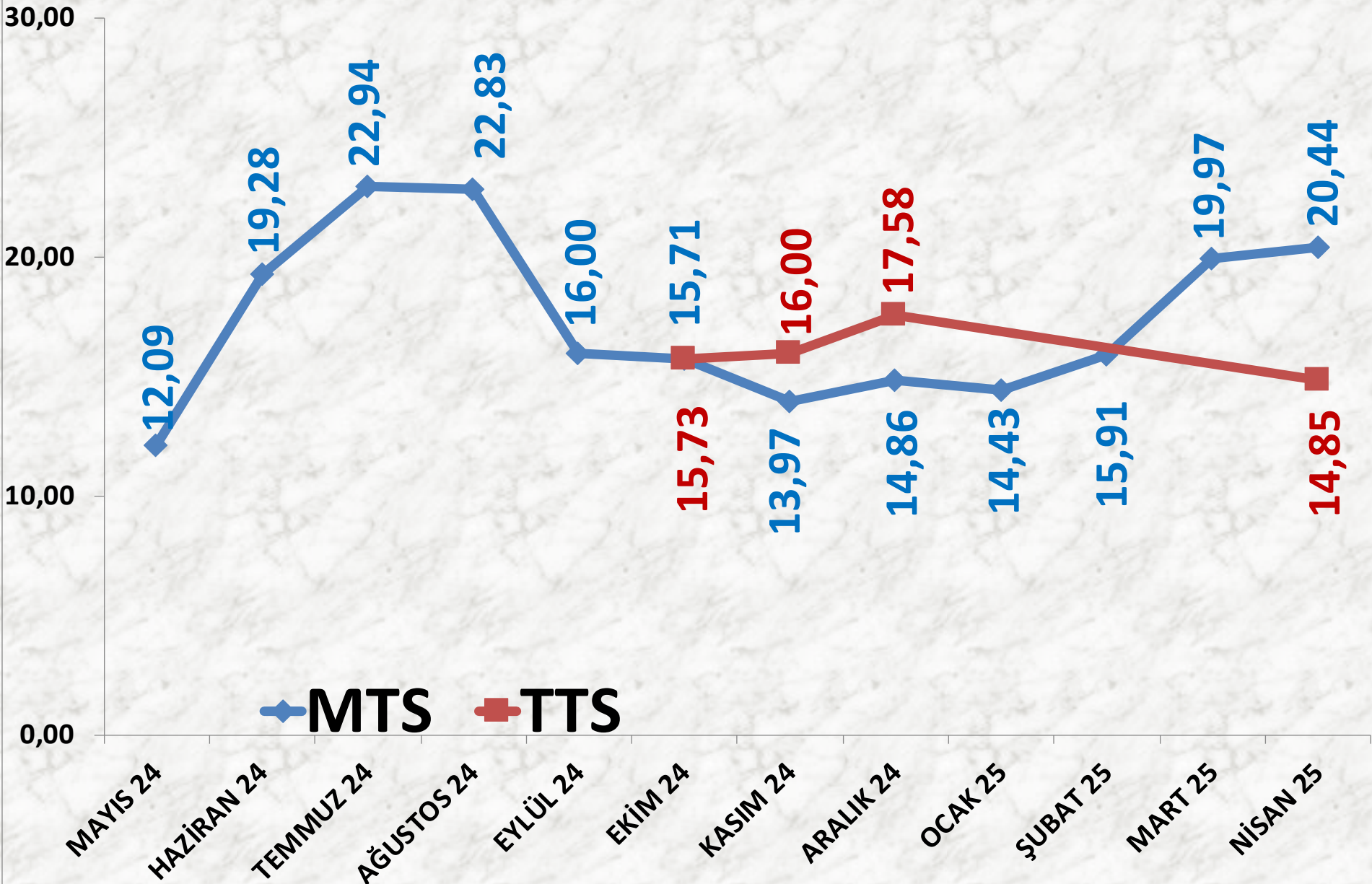
<b>İŞLEM MİKTARI TON</b>	<b>2023 NİSAN</b>	<b>2024 NİSAN</b>		<b>2025 NİSAN</b>	
MTS	0	-	153 TON	1121%	1.867 TON
TTS	0	-	1.373 TON	-88%	170 TON

<b>EN AZ FİYAT</b>	<b>2022 EYLÜL</b>	<b>2023 EYLÜL</b>		<b>2024 EYLÜL</b>	
MTS	-	-	15,00 TL	7%	16,00 TL
TTS	-	-	-	-	-

<b>EN ÇOK FİYAT</b>	<b>2023 NİSAN</b>	<b>2024 NİSAN</b>		<b>2025 NİSAN</b>	
MTS	-	-	17,00 TL	35%	23,00 TL
TTS	-	-	11,00 TL	35%	14,85 TL

<b>ORTALAMA FİYAT</b>	<b>2023 NİSAN</b>	<b>2024 NİSAN</b>		<b>2025 NİSAN</b>	
MTS	-	-	15,20 TL	34%	20,44 TL
TTS	-	-	11,00 TL	35%	14,85 TL

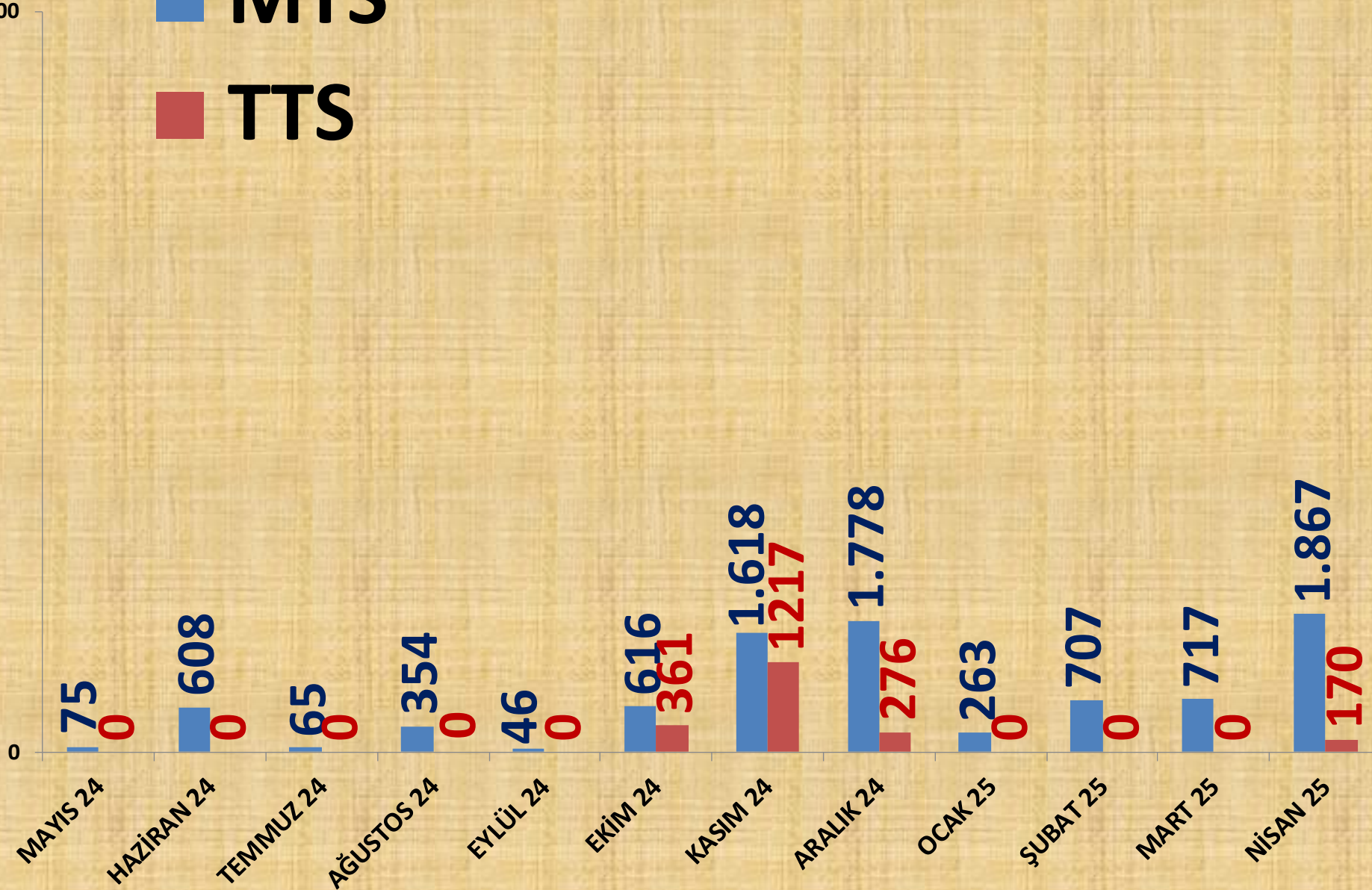
# AYLIK MISIR ÇEREZLİK FİYAT TRENDİ (TL)

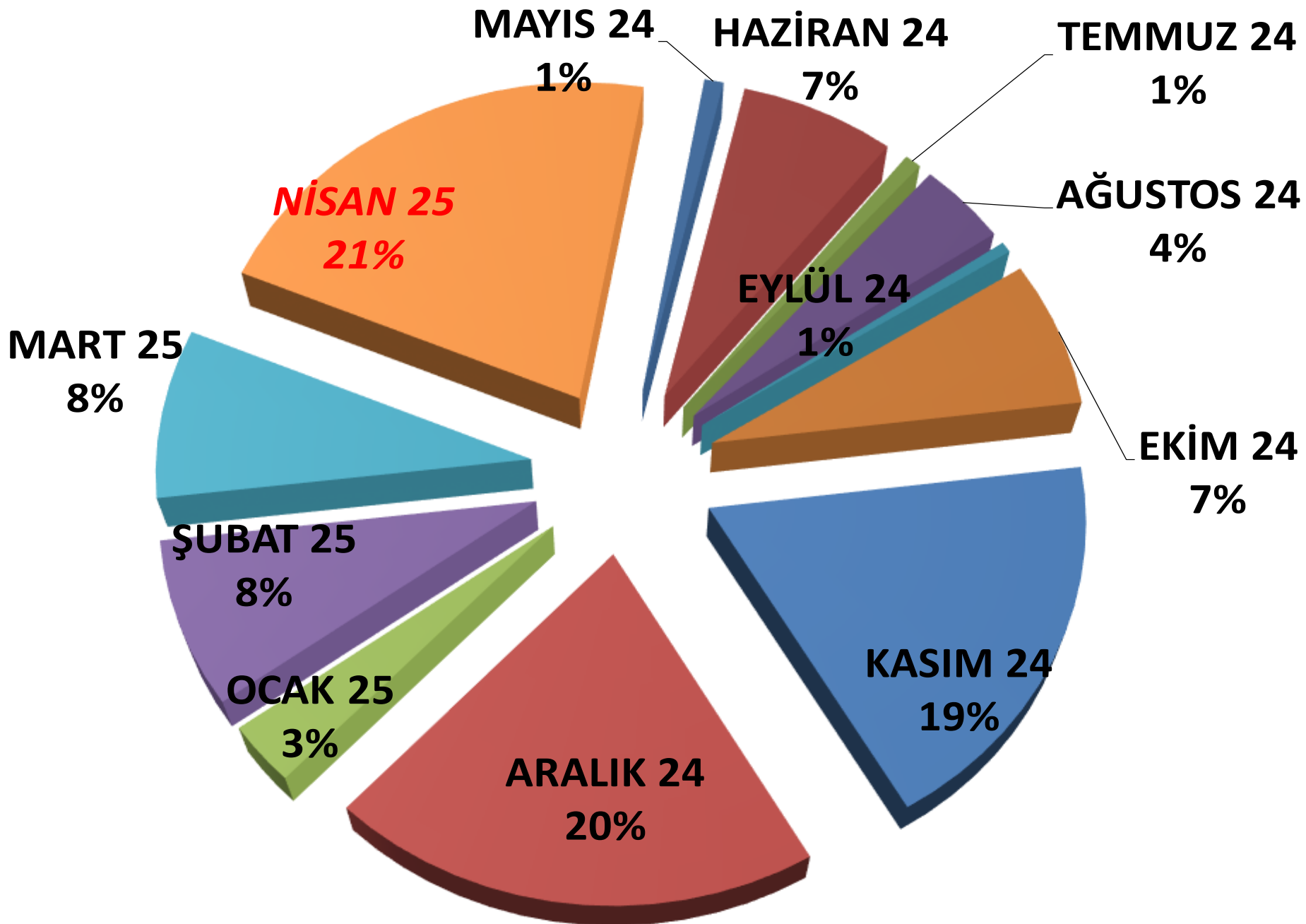


# AYLIK MISIR ÇEREZLİK İŞLEM MİKTARI (TON)

■ MTS

■ TTS





**AYLIK MISIR ÇEREZLİK MTS İŞLEM MİKTARI ORANLARI**

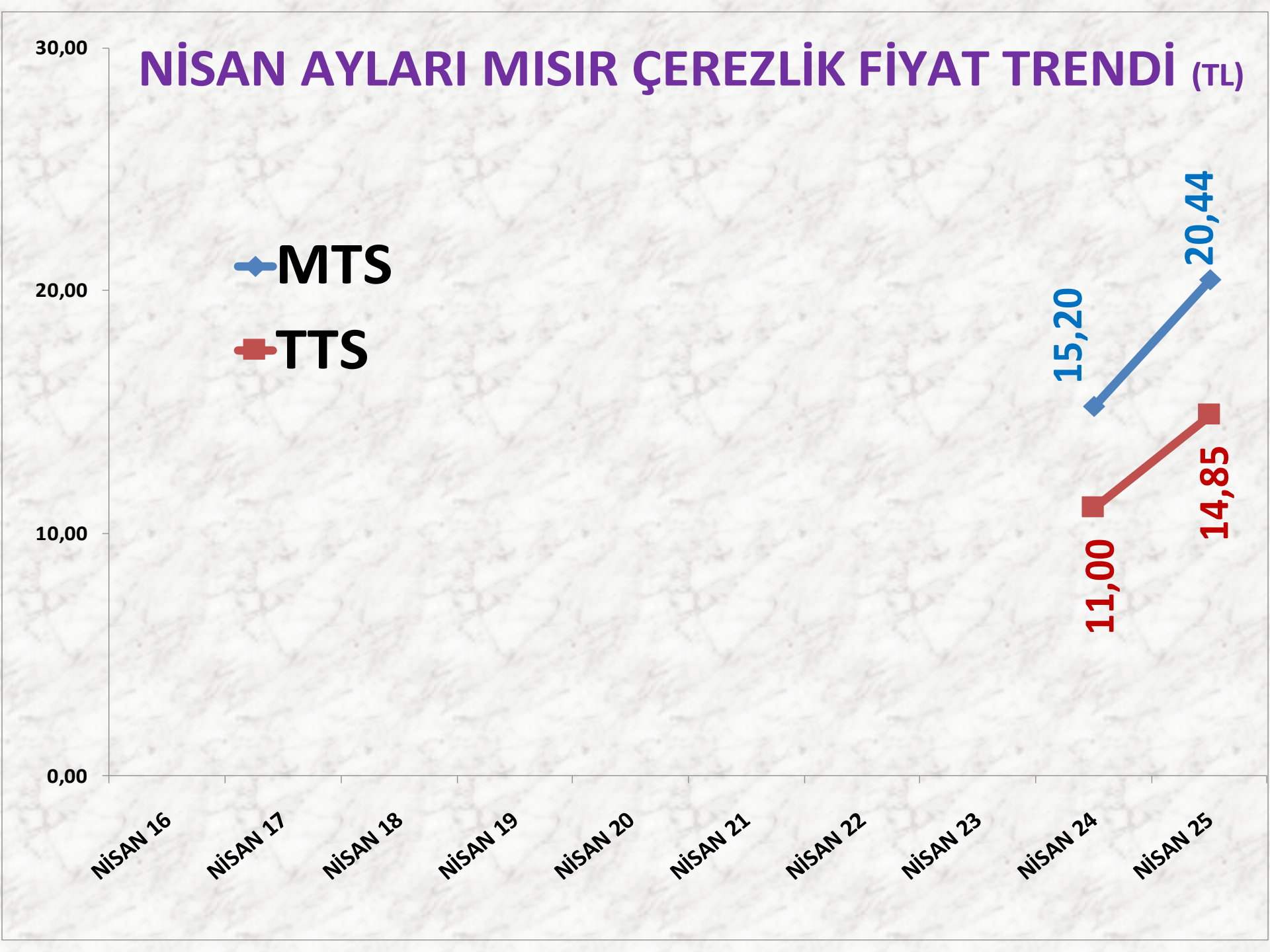
# NİSAN AYLARI MISIR ÇEREZLİK FİYAT TRENDİ (TL)

MTS  
TTS

30,00  
20,00  
10,00  
0,00

NİSAN 16 NİSAN 17 NİSAN 18 NİSAN 19 NİSAN 20 NİSAN 21 NİSAN 22 NİSAN 23 NİSAN 24 NİSAN 25

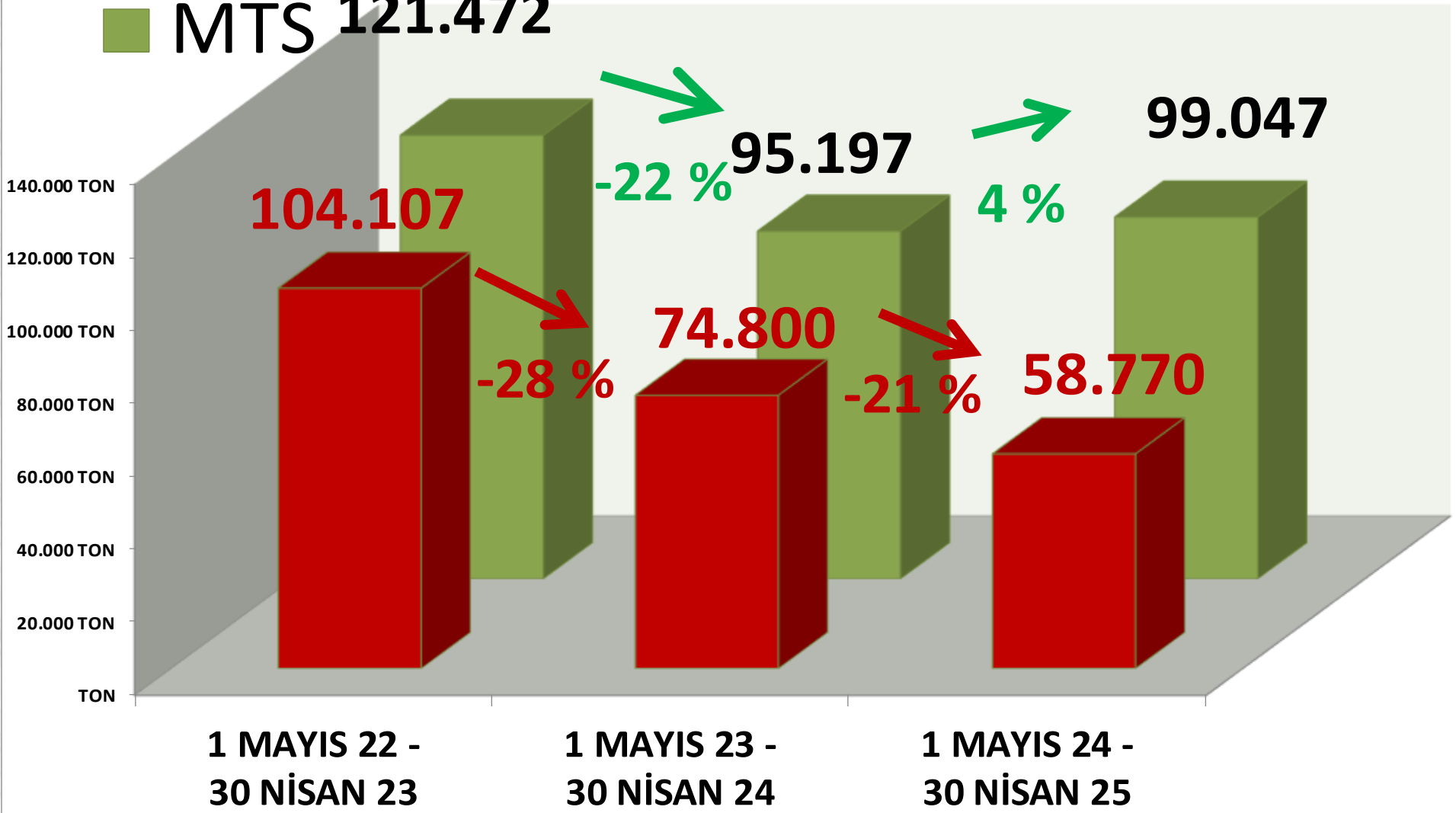
15,20  
11,00  
20,44  
14,85



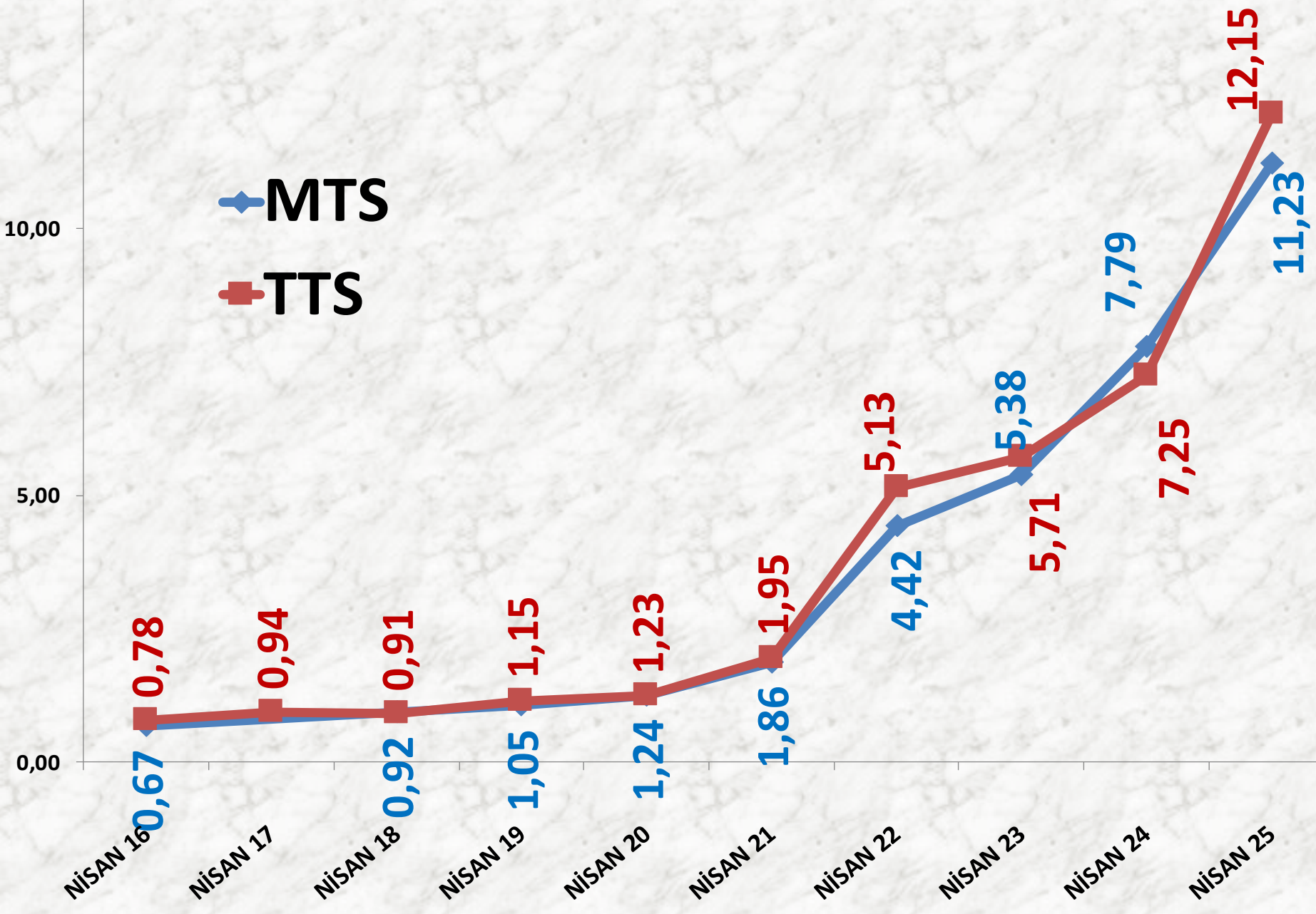
■ TTS

# YILLIK MISIR DANE İŞLEM MİKTARI (TON)

■ MTS 121.472



# NİSAN AYLARI MISIR DANE FİYAT TRENDİ (TL)



# NOHUT

<b>İŞLEM MİKTARI TON</b>	<b>2023 NİSAN</b>	<b>2024 NİSAN</b>		<b>2025 NİSAN</b>	
MTS	221 TON	209%	683 TON	-19%	555 TON
TTS	12 TON	1158%	146 TON	-69%	46 TON

<b>EN AZ FİYAT</b>	<b>2023 NİSAN</b>	<b>2024 NİSAN</b>		<b>2025 NİSAN</b>	
MTS	22,80 TL	9%	24,96 TL	60%	40,00 TL
TTS	27,66 TL	-46%	15,00 TL	193%	44,00 TL

<b>EN ÇOK FİYAT</b>	<b>2023 NİSAN</b>	<b>2024 NİSAN</b>		<b>2025 NİSAN</b>	
MTS	37,00 TL	76%	65,00 TL	31%	85,00 TL
TTS	27,66 TL	90%	52,50 TL	-16%	44,00 TL

<b>ORTALAMA FİYAT</b>	<b>2023 NİSAN</b>	<b>2024 NİSAN</b>		<b>2025 NİSAN</b>	
MTS	31,07 TL	52%	47,33 TL	13%	53,50 TL
TTS	27,66 TL	76%	48,76 TL	-10%	44,00 TL

# NOHUT DOĞAL

İŞLEM MİKTARI TON	2023 NİSAN	2024 NİSAN		2025 NİSAN	
MTS	85 TON	362%	392 TON	-26%	291 TON
TTS	12 TON	770%	101 TON	-55%	46 TON

EN AZ FİYAT	2023 NİSAN	2024 NİSAN		2025 NİSAN	
MTS	22,80 TL	54%	35,00 TL	14%	40,00 TL
TTS	27,66 TL	27%	35,00 TL	26%	44,00 TL

EN ÇOK FİYAT	2023 NİSAN	2024 NİSAN		2025 NİSAN	
MTS	28,50 TL	75%	50,00 TL	0%	50,00 TL
TTS	27,66 TL	81%	50,00 TL	-12%	44,00 TL

ORTALAMA FİYAT	2023 NİSAN	2024 NİSAN		2025 NİSAN	
MTS	24,86 TL	82%	45,13 TL	-1%	44,67 TL
TTS	27,66 TL	77%	48,84 TL	-10%	44,00 TL

# NOHUT - ELENMİŞ

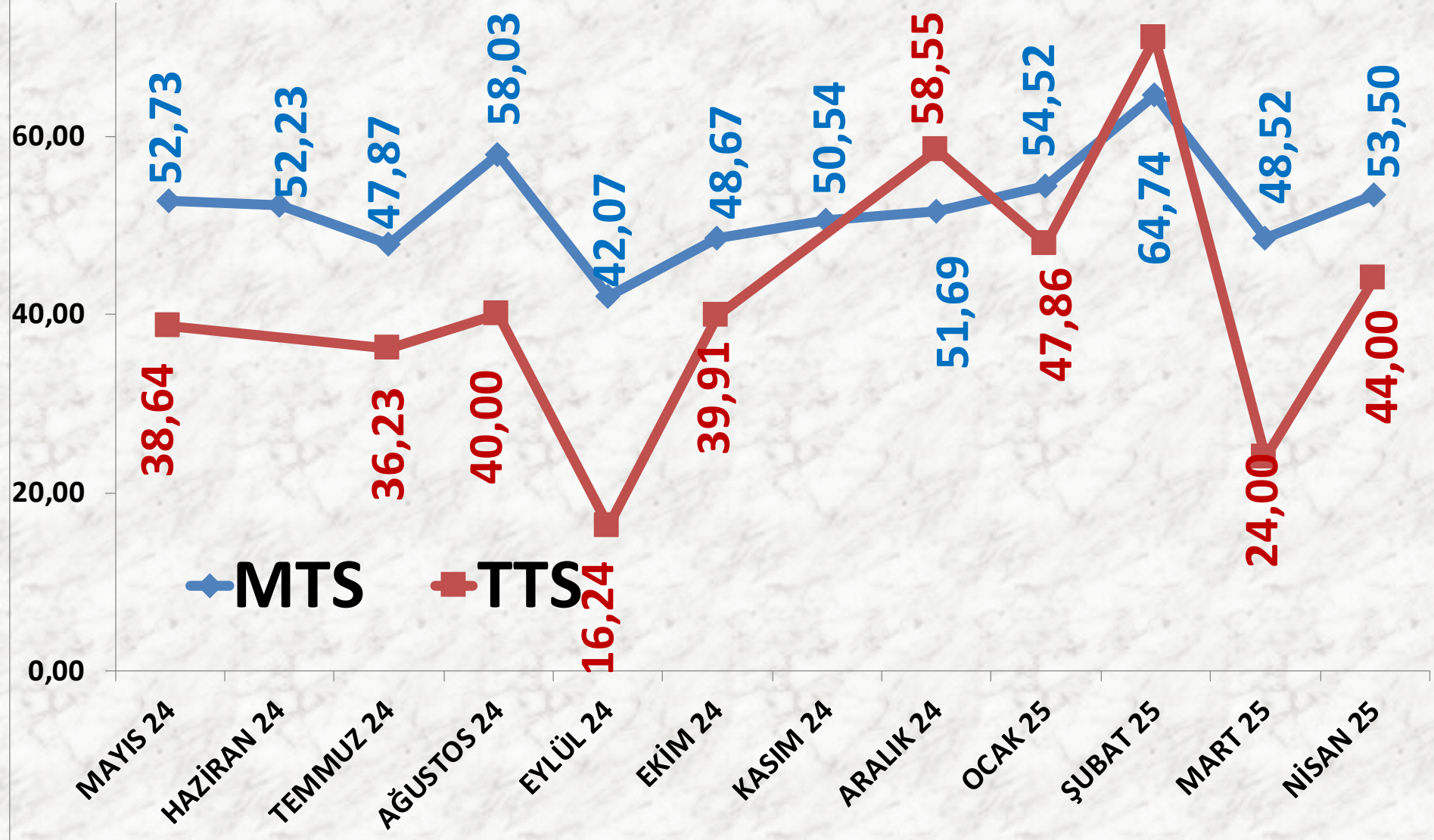
<b>İŞLEM MİKTARI TON</b>	<b>2023 NİSAN</b>	<b>2024 NİSAN</b>		<b>2025 NİSAN</b>	
MTS	136 TON	69%	231 TON	15%	265 TON
TTS	0	-	40 TON	-100%	0

<b>EN AZ FİYAT</b>	<b>2023 NİSAN</b>	<b>2024 NİSAN</b>		<b>2025 NİSAN</b>	
MTS	30,77 TL	63%	50,06 TL	6%	53,00 TL
TTS	-	-	52,50 TL	-	-

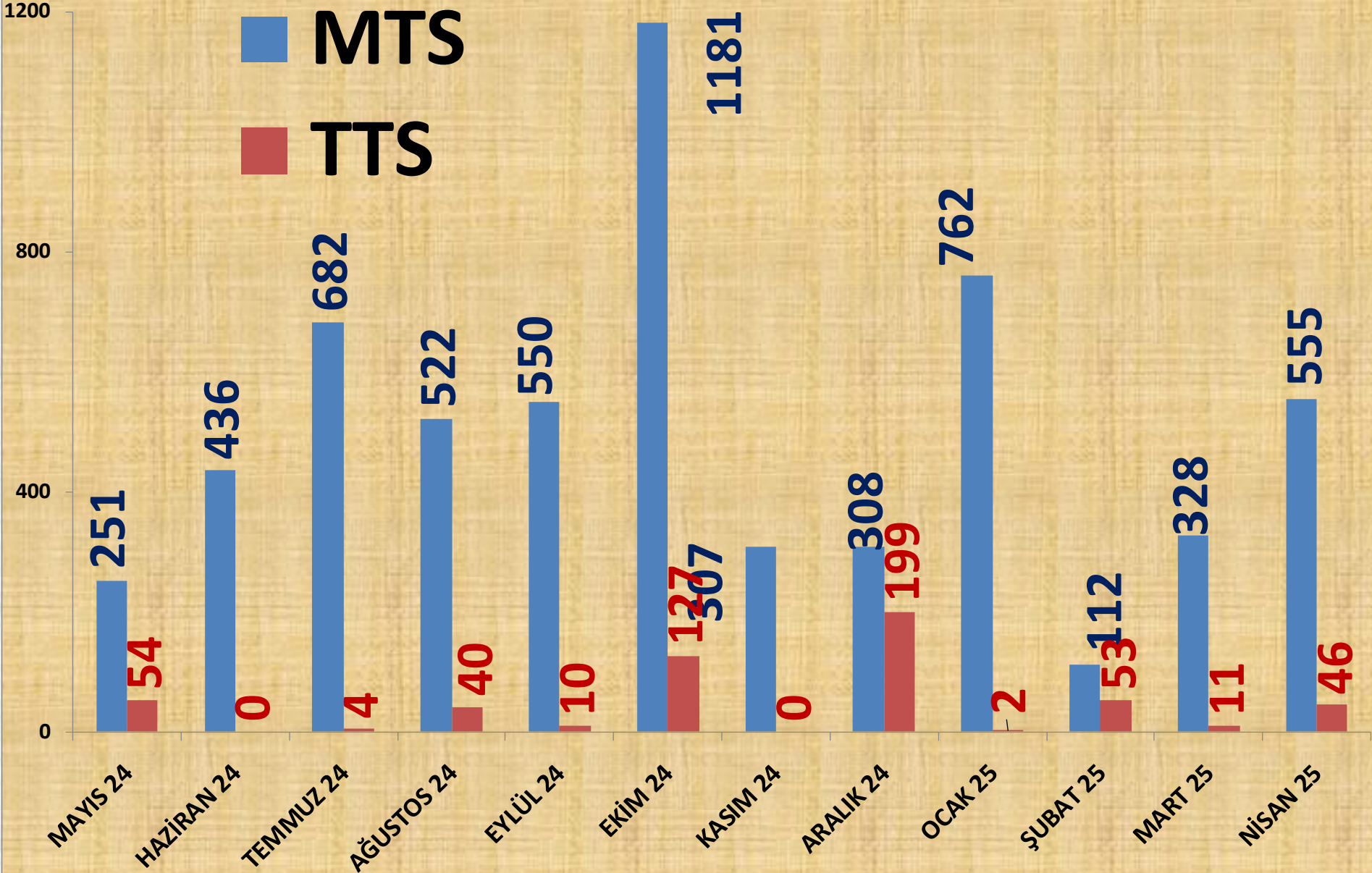
<b>EN ÇOK FİYAT</b>	<b>2023 NİSAN</b>	<b>2024 NİSAN</b>		<b>2025 NİSAN</b>	
MTS	37,00 TL	76%	65,00 TL	31%	85,00 TL
TTS	-	-	52,50 TL	-	-

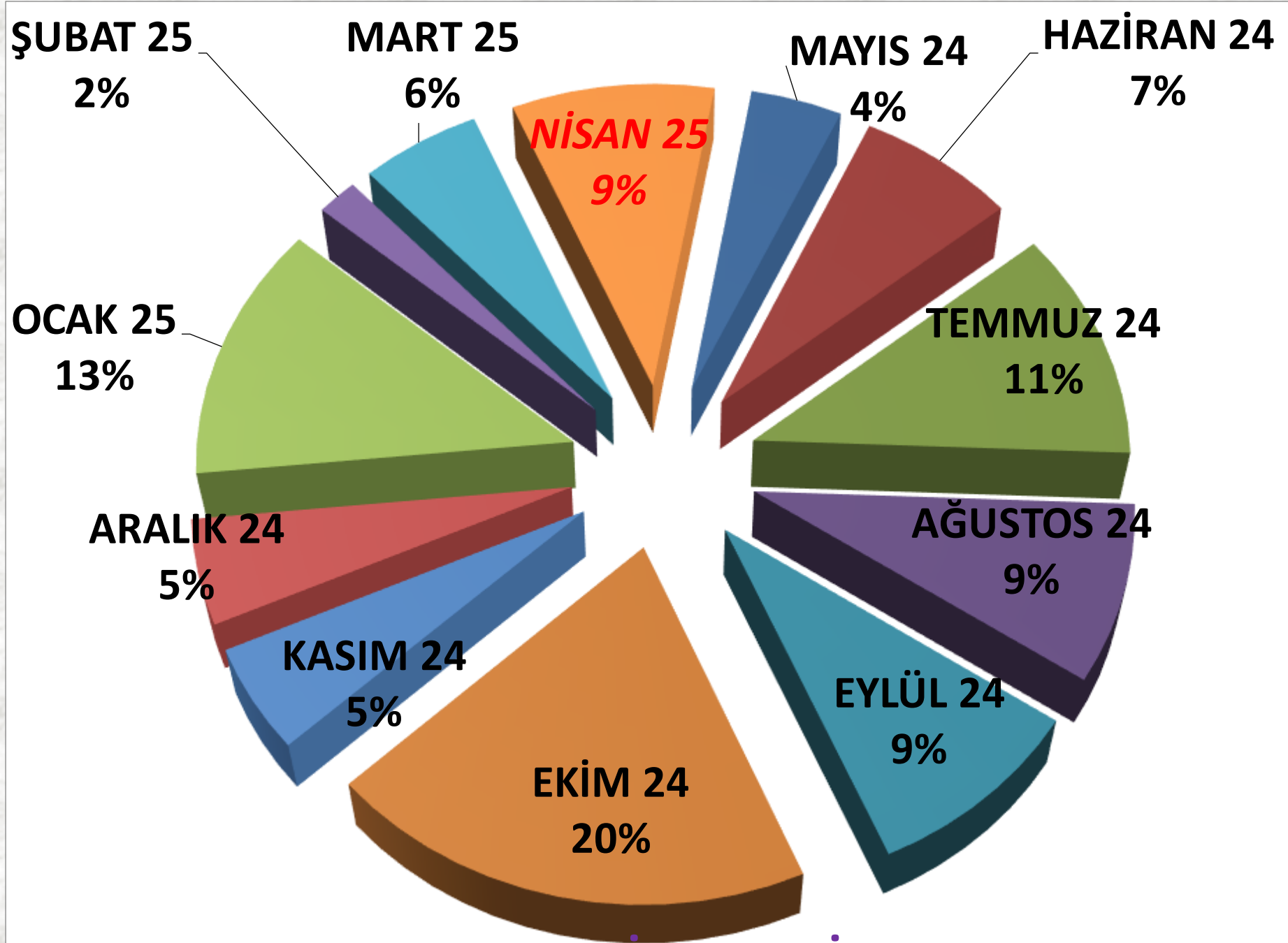
<b>ORTALAMA FİYAT</b>	<b>2023 NİSAN</b>	<b>2024 NİSAN</b>		<b>2025 NİSAN</b>	
MTS	34,93 TL	63%	56,88 TL	11%	63,20 TL
TTS	-	-	52,50 TL	-	-

# AYLIK NOHUT FİYAT TRENDİ (₺)



# AYLIK NOHUT İŞLEM MİKTARI (TON)





**AYLIK NOHUT MTS İŞLEM MİKTARI ORANLARI**

■ TTS

# YILLIK NOHUT İŞLEM MİKTARI (TON)

■ MTS

5.994

5.655

5.765

-2 %

6 %

328 % 1.492

-63 %

547

348

1 MAYIS 22 -  
30 NİSAN 23

1 MAYIS 23 -  
30 NİSAN 24

1 MAYIS 24 -  
30 NİSAN 25

6.000 TON

5.000 TON

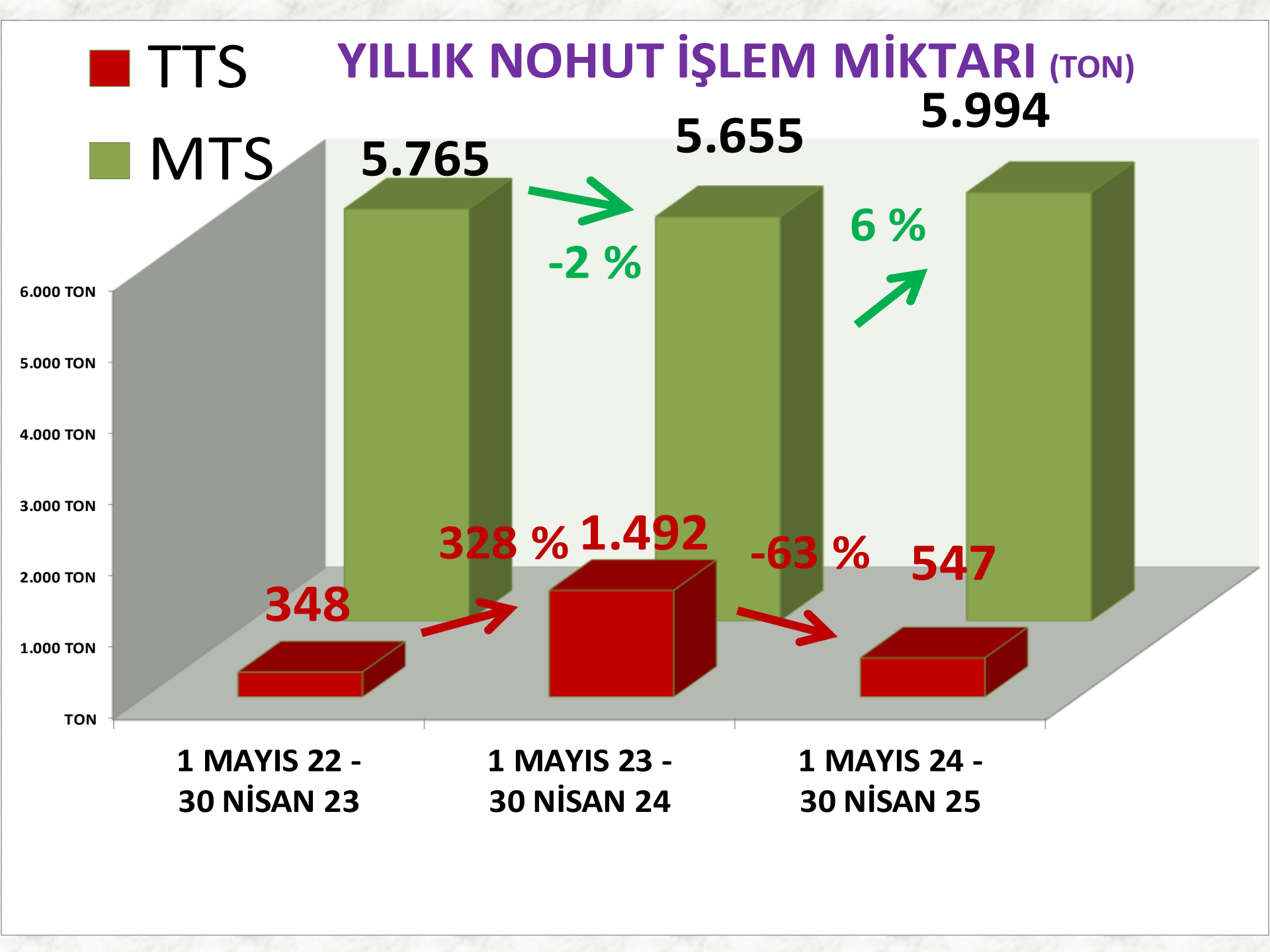
4.000 TON

3.000 TON

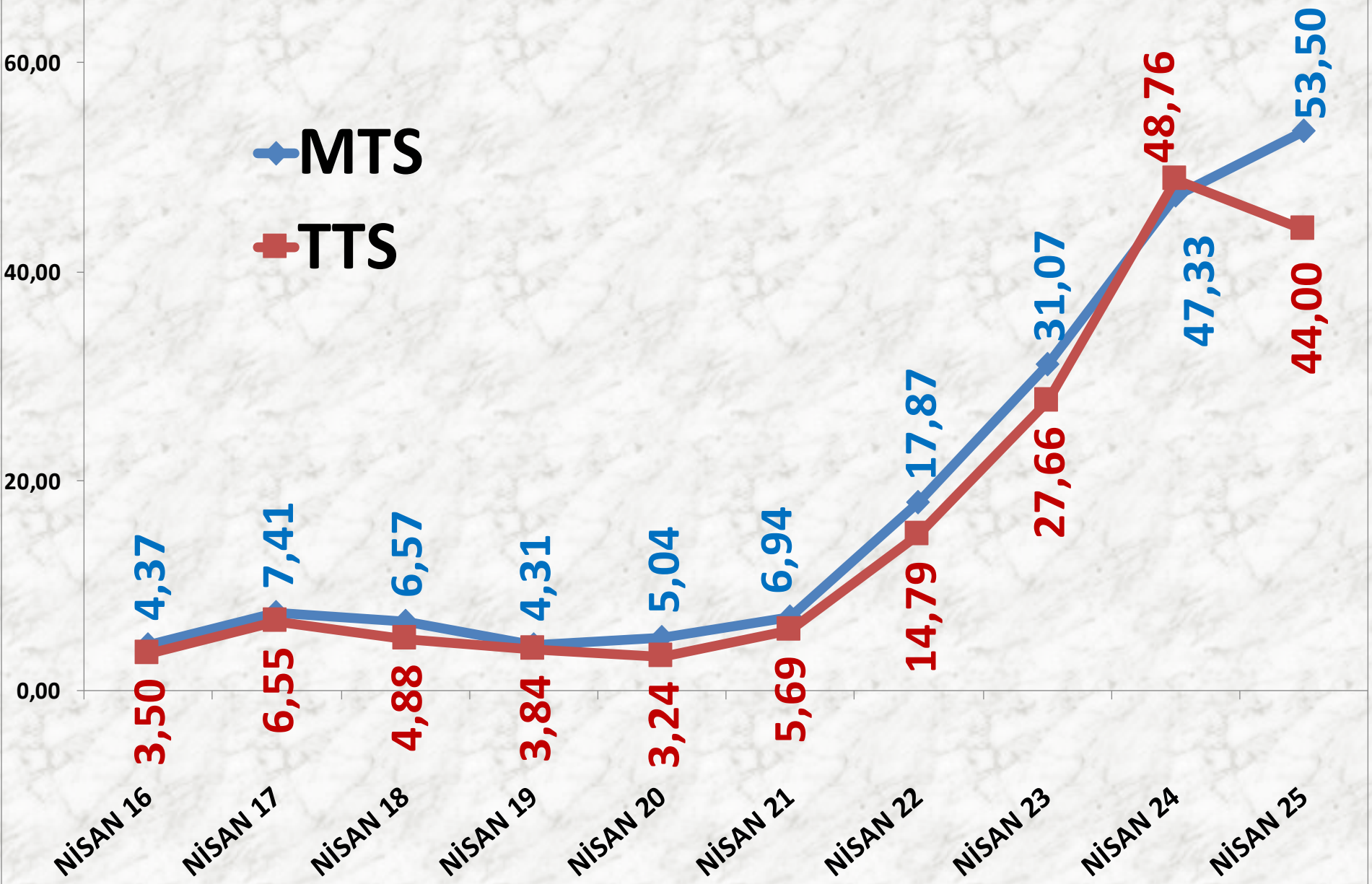
2.000 TON

1.000 TON

TON



# NİSAN AYLARI NOHUT FİYAT TRENDİ (TL)



# BEYAZ LEBLEBİ

## LEBLEBİ BEYAZ 8,50 mm

<b>İŞLEM MİKTARI TON</b>	<b>2023 NİSAN</b>	<b>2024 NİSAN</b>		<b>2025 NİSAN</b>	
TTS	0	-	31 TON	-91%	3 TON

## LEBLEBİ BEYAZ 9 mm

<b>İŞLEM MİKTARI TON</b>	<b>2023 NİSAN</b>	<b>2024 NİSAN</b>		<b>2025 NİSAN</b>	
TTS	10 TON	588%	70 TON	-70%	21 TON

# BEYAZ LEBLEBİ

## LEBLEBİ BEYAZ 9 + 9,50 mm

İŞLEM MİKTARI TON	2023 NİSAN	2024 NİSAN		2025 NİSAN	
TTS	1 TON	2434%	25 TON	112%	54 TON

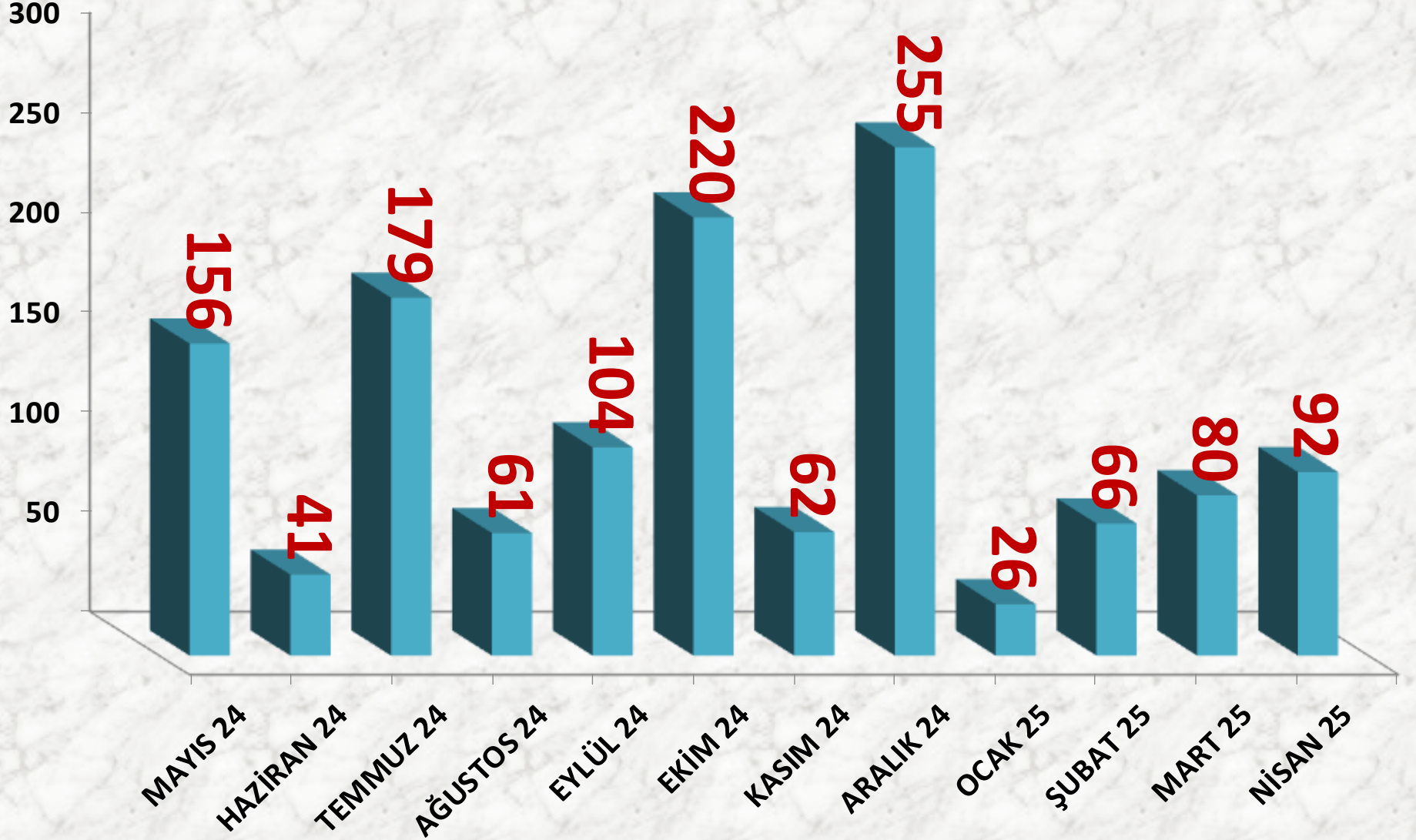
## LEBLEBİ ELENTİ (Beyaz)

İŞLEM MİKTARI TON	2023 NİSAN	2024 NİSAN		2025 NİSAN	
TTS	2 TON	1282%	25 TON	-42%	14 TON

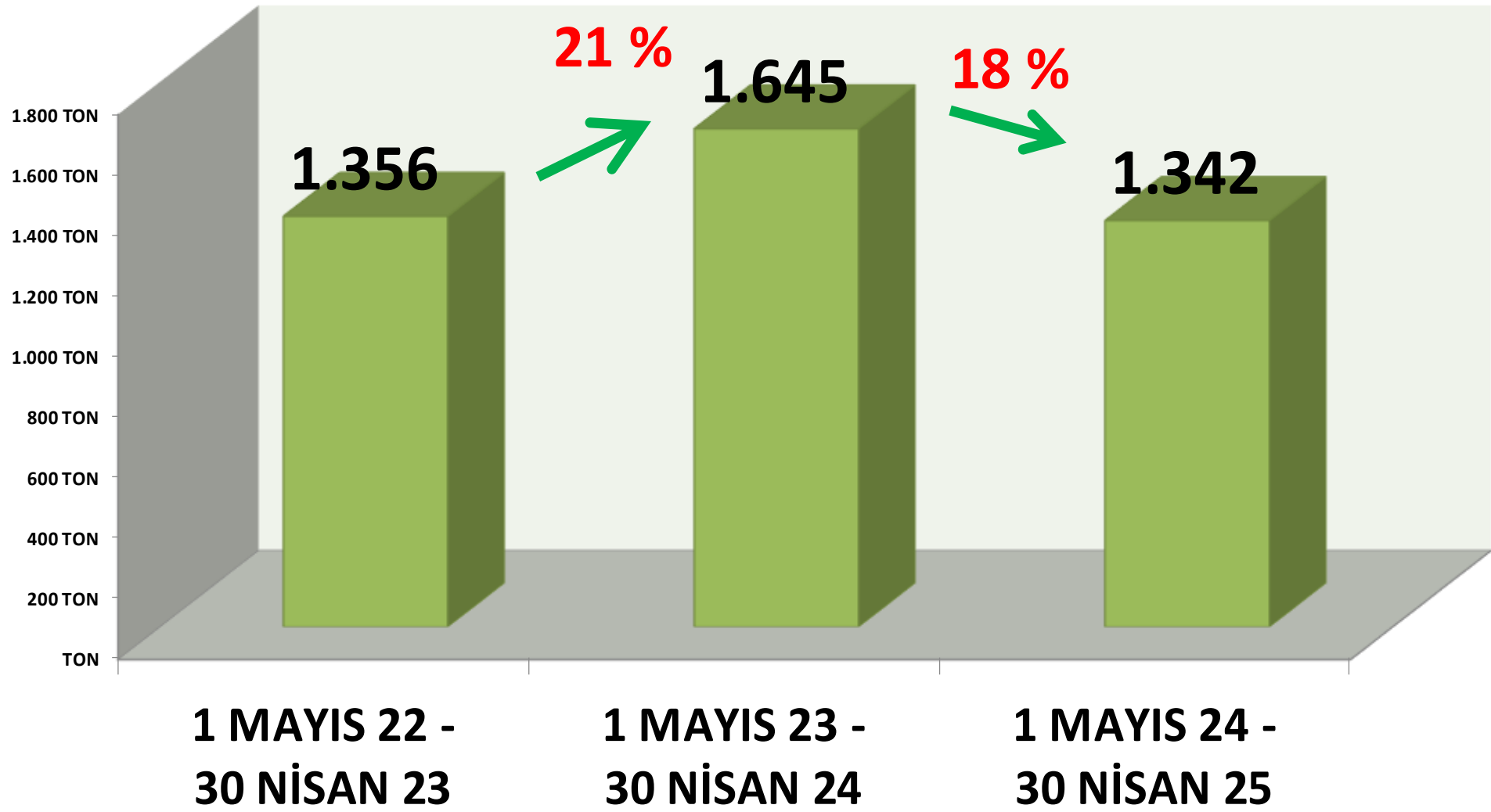
## LEBLEBİ BEYAZ TOPLAM

İŞLEM MİKTARI TON	2023 NİSAN	2024 NİSAN		2025 NİSAN	
TTS	<u>13 TON</u>	1069%	<u>152 TON</u>	-39%	<u>92 TON</u>

# Leblebi Beyaz İşlem Miktarı (Ton)



# YILLIK TOPLAM BEYAZ LEBLEBİ İŞLEM MİKTARI (TON)



## LEBLEBİ BEYAZ 8,50 mm FİYATLARI

FİYAT	2023 NİSAN	2024 NİSAN		2025 NİSAN	
EN AZ	-	-	68,00 TL	18%	80,00 TL
EN ÇOK	-	-	68,00 TL	25%	85,00 TL
ORTALAMA	-	-	68,00 TL	19%	80,82 TL

## LEBLEBİ BEYAZ 9 mm FİYATLARI

FİYAT	2023 NİSAN	2024 NİSAN		2025 NİSAN	
EN AZ	57,00 TL	58%	90,14 TL	34%	121,00 TL
EN ÇOK	59,00 TL	88%	111,00 TL	20%	133,00 TL
ORTALAMA	57,53 TL	72%	99,08 TL	29%	127,67 TL

## LEBLEBİ BEYAZ 9 + 9,50 mm FİYATLARI

FİYAT	2023 NİSAN	2024 NİSAN		2025 NİSAN	
EN AZ	48,00 TL	72%	82,50 TL	14%	94,00 TL
EN ÇOK	48,00 TL	72%	82,50 TL	45%	120,00 TL
ORTALAMA	48,00 TL	72%	82,50 TL	25%	103,44 TL

## LEBLEBİ ELENTİ (Beyaz) Fiyatları

ORTALAMA FİYAT	2023 NİSAN	2024 NİSAN		2025 NİSAN	
	8,00 TL	68%	13,47 TL	21%	16,34 TL

# SARI LEBLEBİ

## LEBLEBİ SARI 9 mm

İŞLEM MİKT. TON	2023 NİSAN	2024 NİSAN		2025 NİSAN	
TTS	1 TON	3304%	32 TON	-69%	10 TON

## LEBLEBİ SARI 9,50 mm

İŞLEM MİKT. TON	2023 NİSAN	2024 NİSAN		2025 NİSAN	
TTS	67 TON	-97%	2 TON	5950%	109 TON

## LEBLEBİ SARI 9,75 mm

İŞLEM MİKT. TON	2023 NİSAN	2024 NİSAN		2025 NİSAN	
TTS	54 TON	84%	99 TON	-45%	55 TON

## LEBLEBİ SARI 10 mm

İŞLEM MİKT. TON	2023 NİSAN	2024 NİSAN		2025 NİSAN	
TTS	73 TON	-51%	35 TON	-73%	10 TON

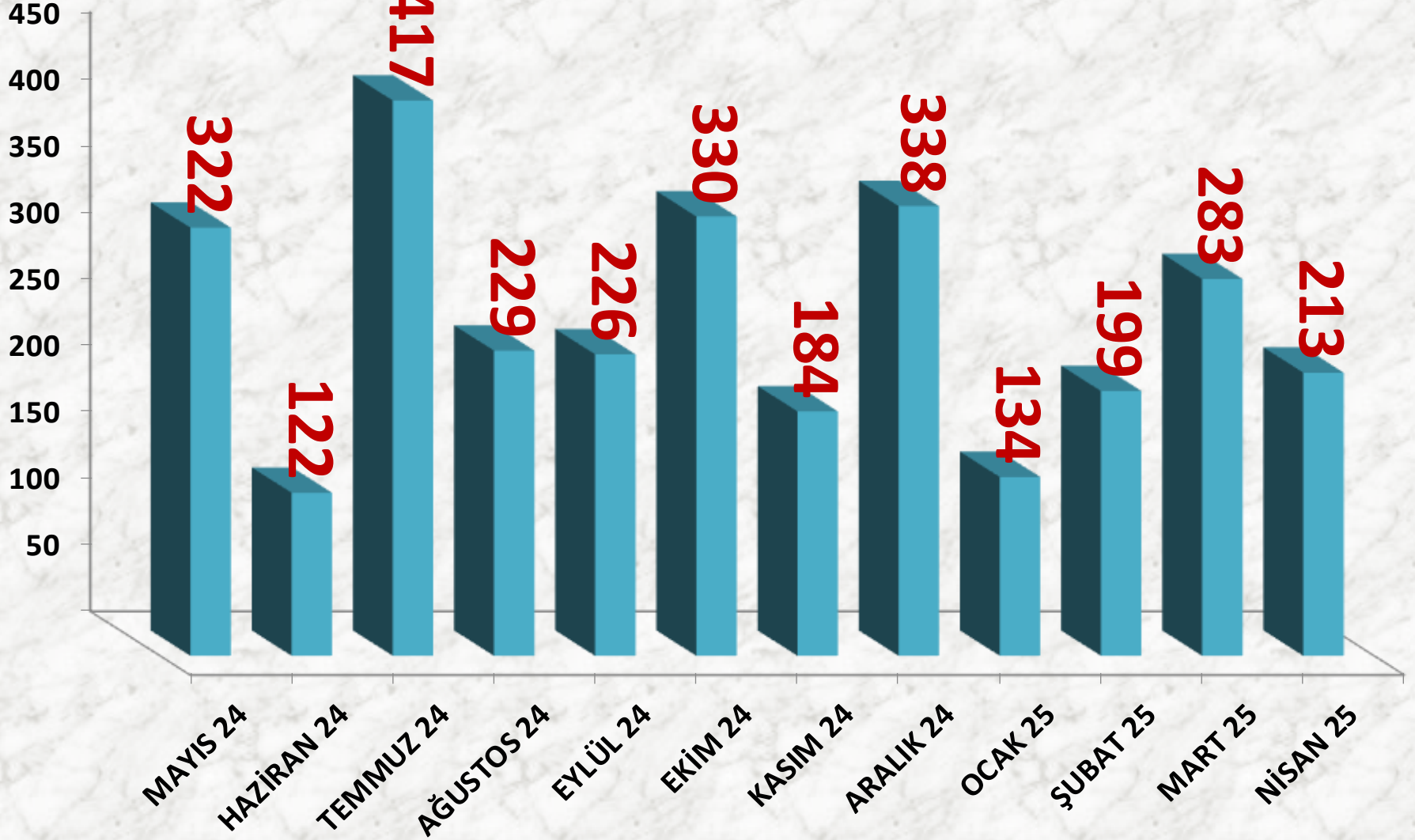
## LEBLEBİ KALBURALTI (SARI)

İŞLEM MİKT. TON	2023 NİSAN	2024 NİSAN		2025 NİSAN	
TTS	18 TON	-52%	8 TON	251%	29 TON

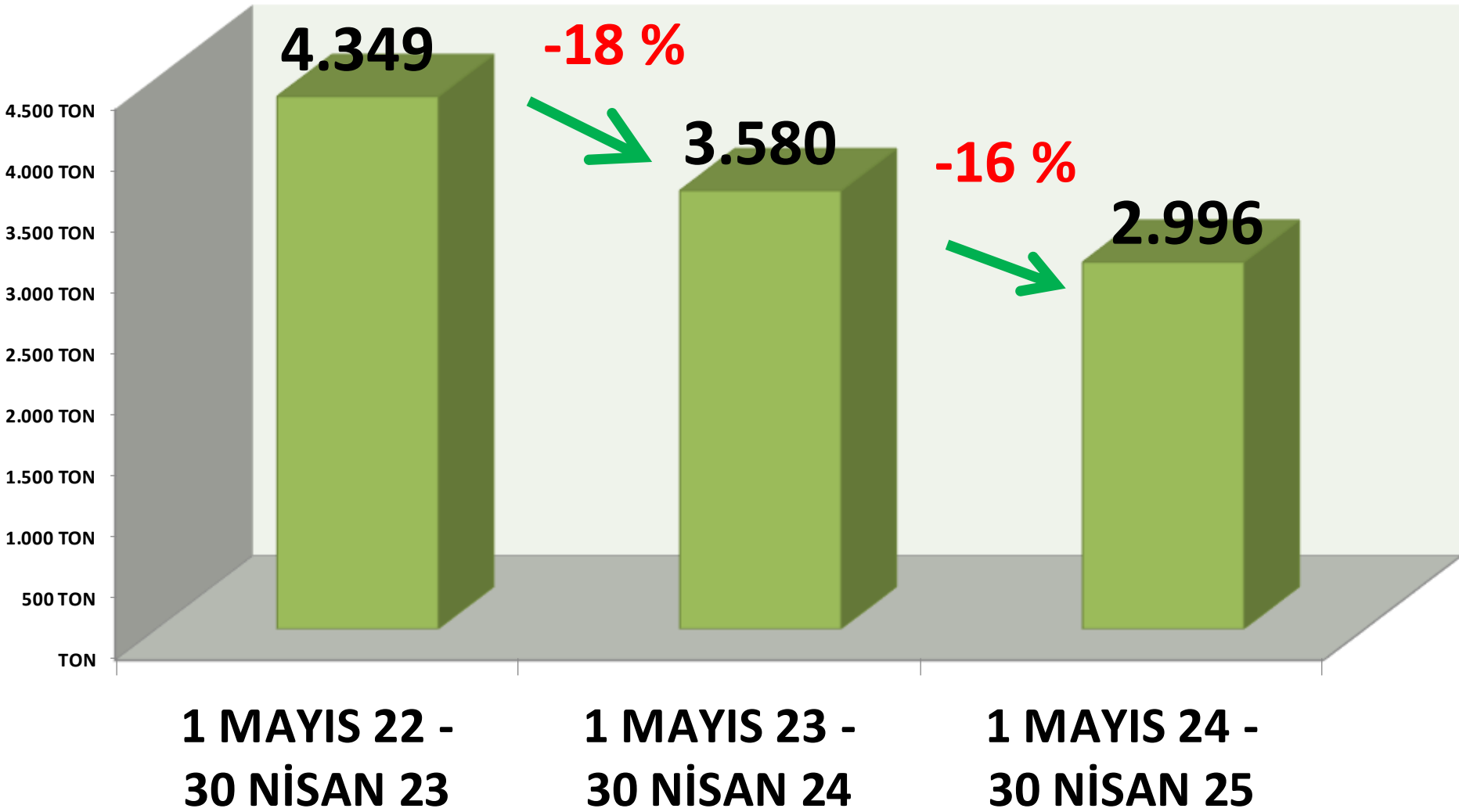
## LEBLEBİ SARI TOPLAM

İŞLEM MİKT. TON	2023 NİSAN	2024 NİSAN		2025 NİSAN	
TTS	<u>212 TON</u>	-17%	<u>176 TON</u>	21%	<u>213 TON</u>

# Leblebi Sarı İşlem Miktarı (Ton)



# YILLIK TOPLAM SARI LEBLEBİ İŞLEM MİKTARI (TON)



## LEBLEBİ SARI 9 mm FİYATLARI

	2023 NİSAN	2024 NİSAN		2025 NİSAN	
EN AZ	32,00 TL	69%	54,00 TL	16%	62,75 TL
EN ÇOK	32,00 TL	113%	68,00 TL	-3%	66,00 TL
ORTALAMA	32,00 TL	100%	63,98 TL	-2%	62,96 TL

## LEBLEBİ SARI 9,50 mm FİYATLARI

	2023 NİSAN	2024 NİSAN		2025 NİSAN	
EN AZ	37,00 TL	100%	74,00 TL	19%	88,12 TL
EN ÇOK	45,00 TL	69%	76,23 TL	31%	100,00 TL
ORTALAMA	43,16 TL	72%	74,37 TL	25%	93,11 TL

## LEBLEBİ SARI 9,75 mm FİYATLARI

	2023 NİSAN	2024 NİSAN		2025 NİSAN	
EN AZ	46,00 TL	76%	81,00 TL	31%	106,00 TL
EN ÇOK	48,00 TL	81%	87,00 TL	38%	120,00 TL
ORTALAMA	47,18 TL	77%	83,40 TL	31%	109,34 TL

## LEBLEBİ SARI 10 mm FİYATLARI

	2023 NİSAN	2024 NİSAN		2025 NİSAN	
EN AZ	52,00 TL	79%	93,00 TL	30%	121,00 TL
EN ÇOK	65,00 TL	54%	100,00 TL	46%	146,00 TL
ORTALAMA	57,14 TL	65%	94,17 TL	38%	130,09 TL

## LEBLEBİ KALBURALTI (SARI) FİYATLARI

	2023 NİSAN	2024 NİSAN		2025 NİSAN	
ORTALAMA FİYAT	27,30 TL	51%	41,19 TL	-53%	19,44 TL

# YILLIK YURTIÇİ TOPLAM LEBLEBİ İŞLEM MİKTARI

<b>MIKTAR</b>	<b>1 MAYIS 22 - 30 NİSAN 23</b>	<b>1 MAYIS 23 - 30 NİSAN 24</b>		<b>1 MAYIS 24 - 30 NİSAN 25</b>	
<b>SARI</b>	<b>4.349 TON</b>	<b>-18%</b>	<b>3.580 TON</b>	<b>-16%</b>	<b>2.996 TON</b>
<b>BEYAZ</b>	<b>1.356 TON</b>	<b>21%</b>	<b>1.645 TON</b>	<b>-18%</b>	<b>1.342 TON</b>
<b>KAPL.+KIRIK</b>	<b>2.019 TON</b>	<b>1%</b>	<b>2.043 TON</b>	<b>-16%</b>	<b>1.711 TON</b>
<b>LEBLEBİ TOPLAM</b>	<b>7.724 TON</b>	<b>-6%</b>	<b>7.268 TON</b>	<b>-17%</b>	<b>6.049 TON</b>

# YILLIK TOPLAM TTS LEBLEBİ TESCİLİ



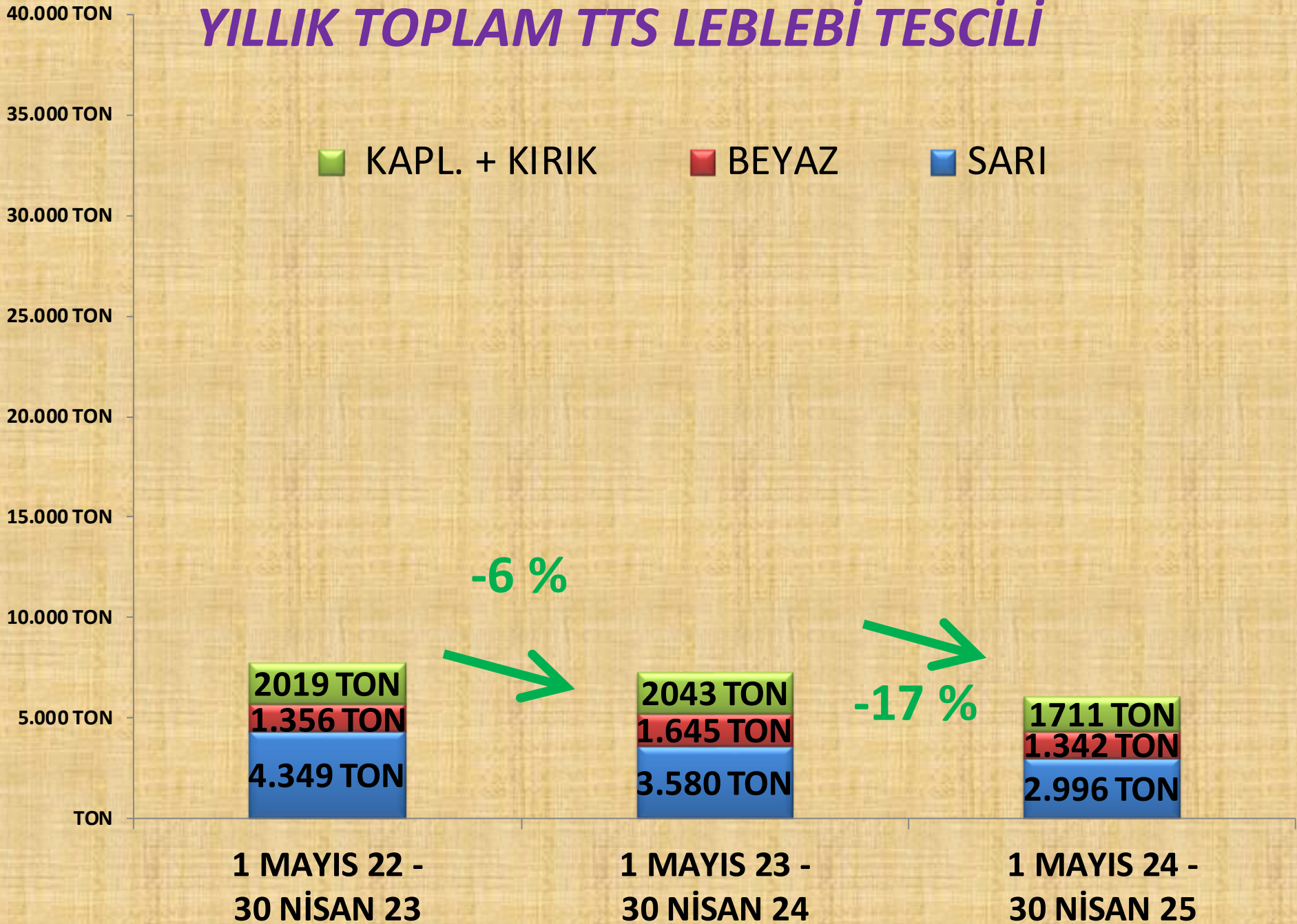
KAPL. + KIRIK



BEYAZ



SARI



# LEBLEBİ İHRACAT MİKTARLARI

## 2023 NİSAN

SARI LEBLEBİ	10.500 kg.
BEYAZ LEBLEBİ	7.000 kg.
KAPLAMALI LEBLEBİ	1.500 kg.
KIRIK LEBLEBİ	-
LEBLEBİ UNU	3.000 kg.
LEBLEBİ KALBURALTI	-
TOPLAM	22.000 kg.

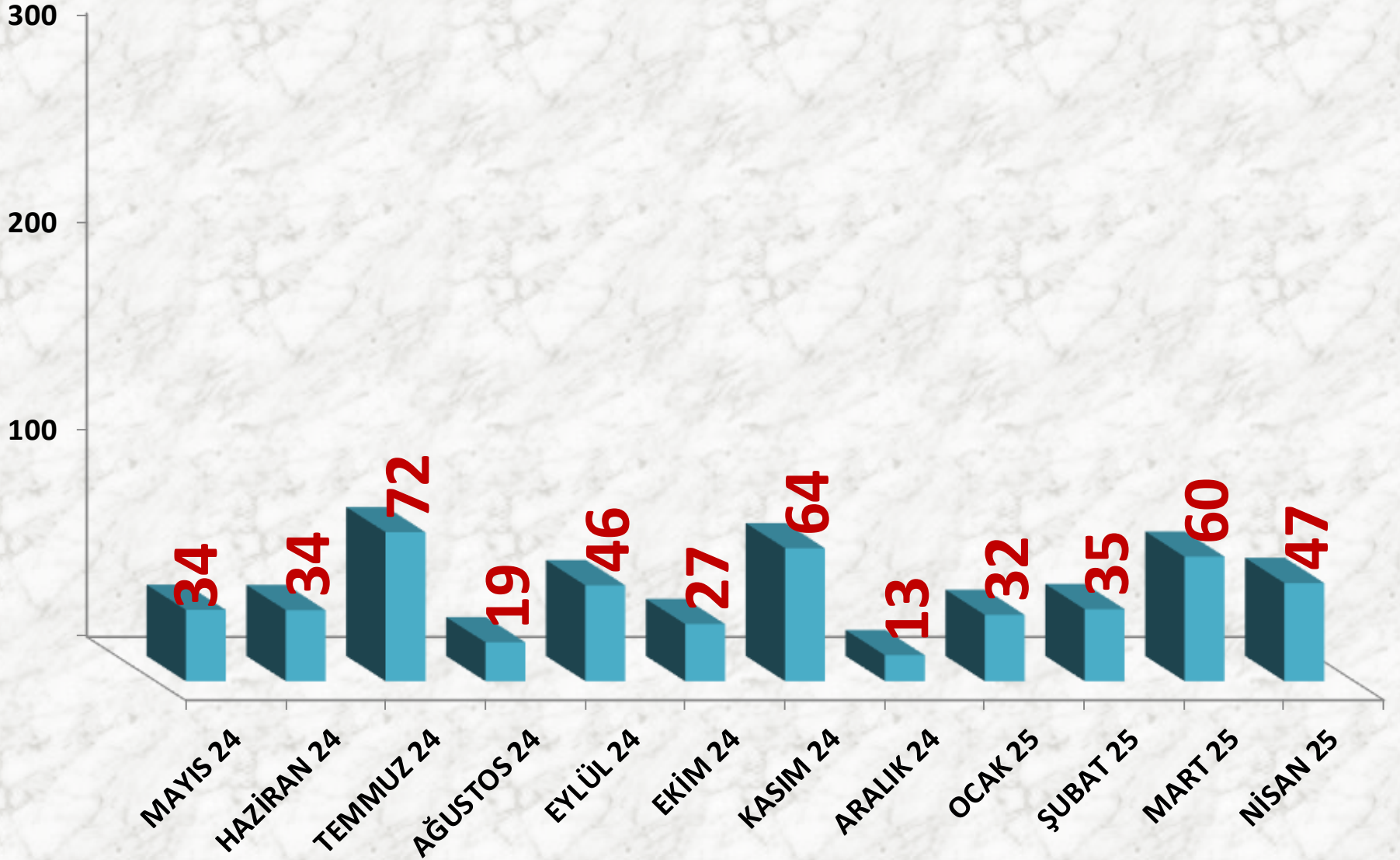
## 2024 NİSAN

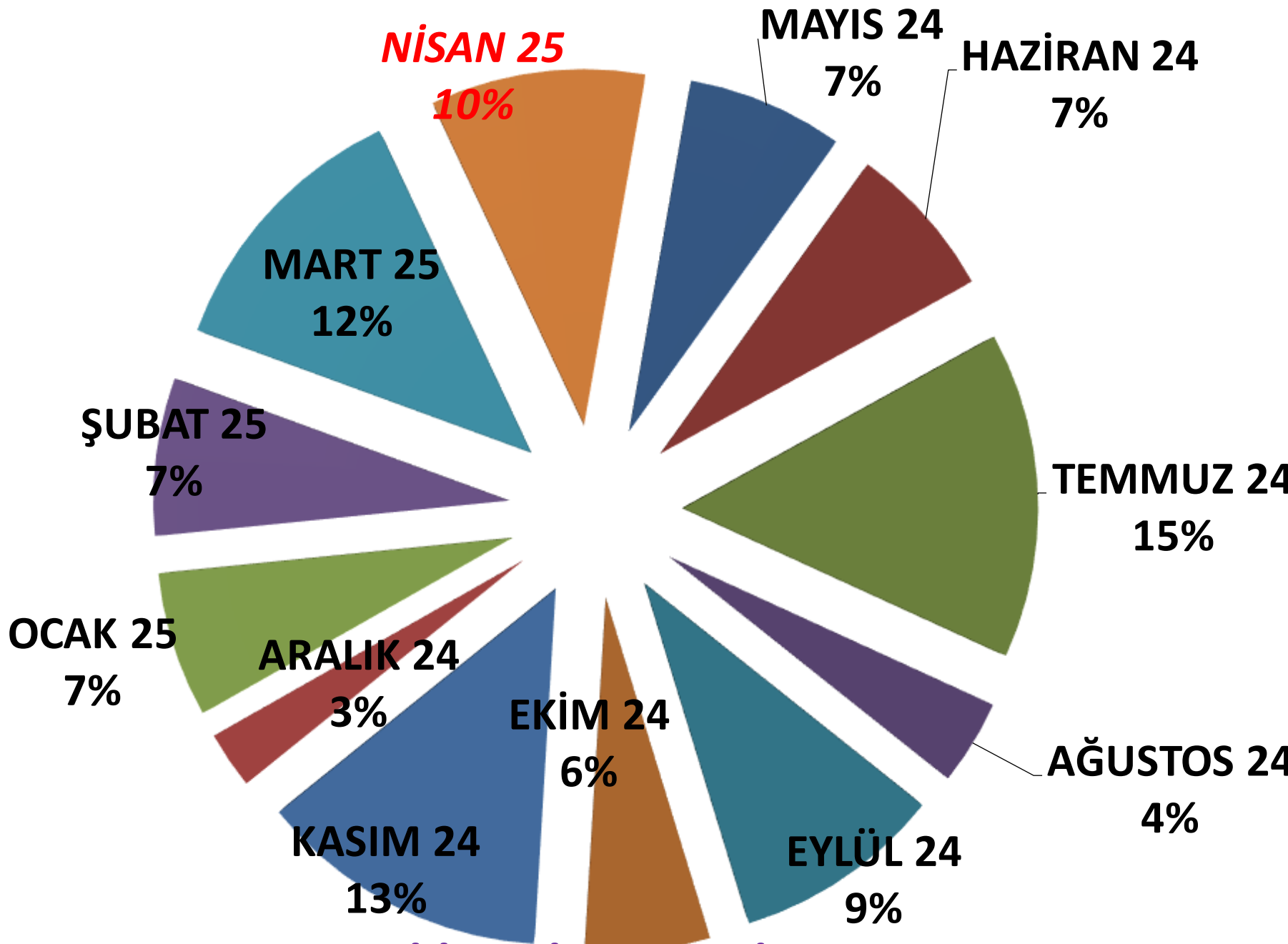
SARI LEBLEBİ	10.180 kg.
BEYAZ LEBLEBİ	-
KAPLAMALI LEBLEBİ	-
KIRIK LEBLEBİ	-
LEBLEBİ UNU	-
LEBLEBİ KALBURALTI	-
TOPLAM	10.180 kg.

## 2025 NİSAN

SARI LEBLEBİ	37.016 kg.
BEYAZ LEBLEBİ	9.968 kg.
KAPLAMALI LEBLEBİ	240 kg.
KIRIK LEBLEBİ	-
LEBLEBİ UNU	-
LEBLEBİ KALBURALTI	-
TOPLAM	47.224 kg.

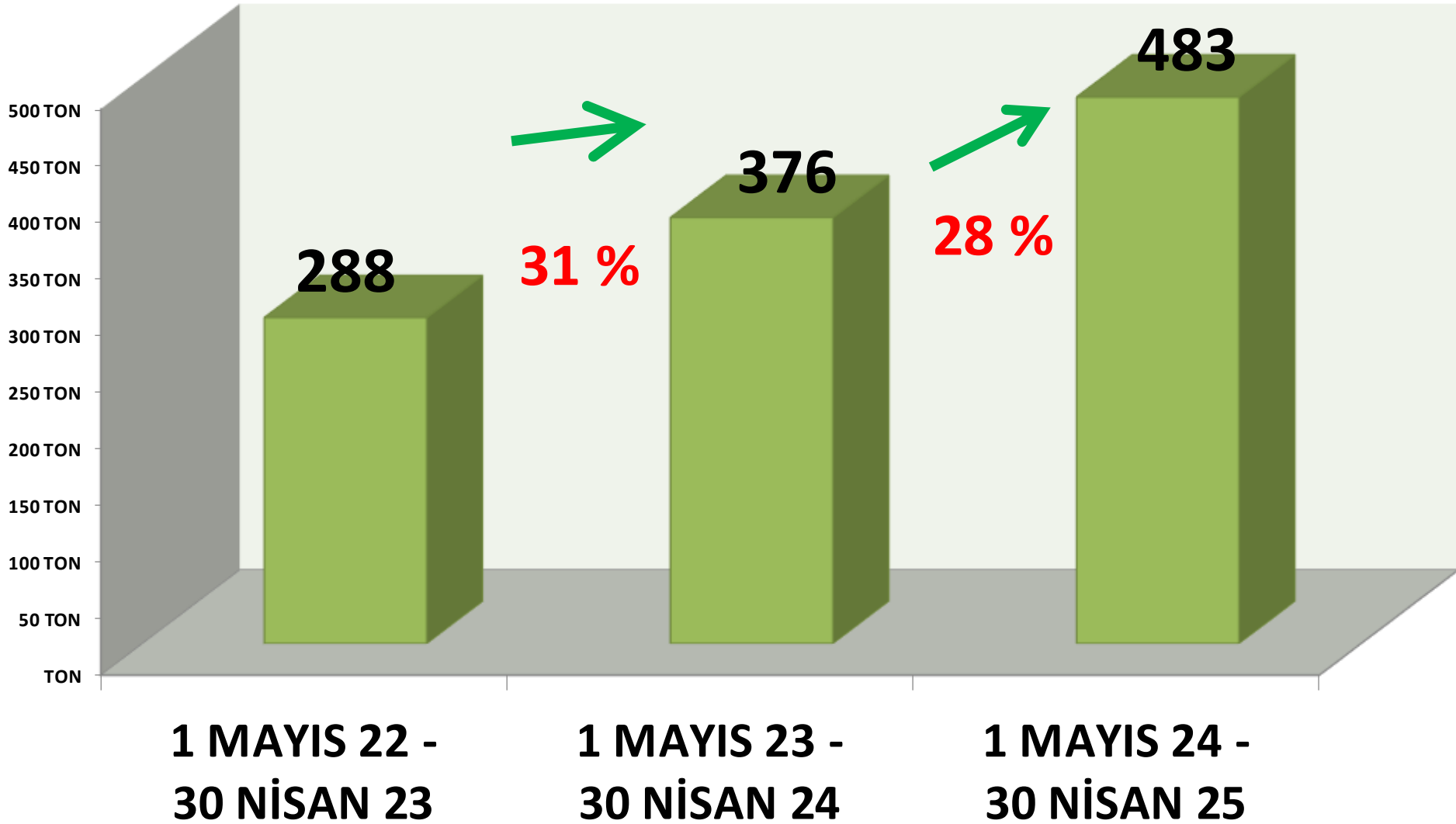
# Leblebi İhracat (Ton)





## AYLIK LEBLEBİ İHR. İŞLEM MİKTARI ORANLARI

# YILLIK TOPLAM LEBLEBİ İHRACAT MİKTARI (TON)



# AYÇEKİRDEĞİ

İŞLEM MİKTARI TON	2023 NİSAN	2024 NİSAN		2025 NİSAN	
MTS	1.083 TON	55%	1.679 TON	37%	2.296 TON
TTS	1.115 TON	35%	1.503 TON	24%	1.857 TON

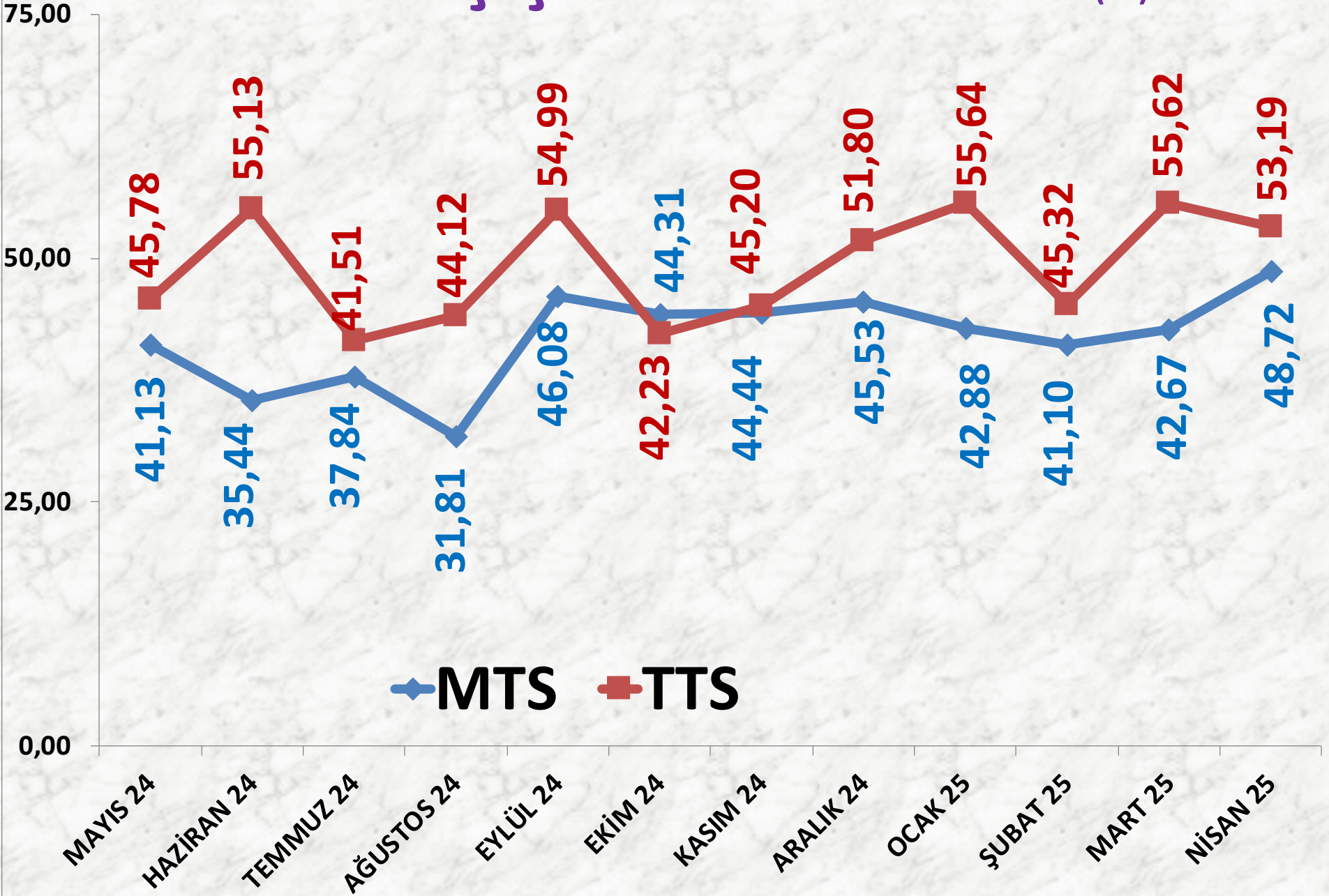
## AYÇİÇEĞİ FİYATLARI

EN AZ FİYAT	2023 NİSAN	2024 NİSAN		2025 NİSAN	
MTS	19,06 TL	34%	25,51 TL	-20%	20,41 TL
TTS	20,00 TL	45%	29,00 TL	-7%	27,00 TL

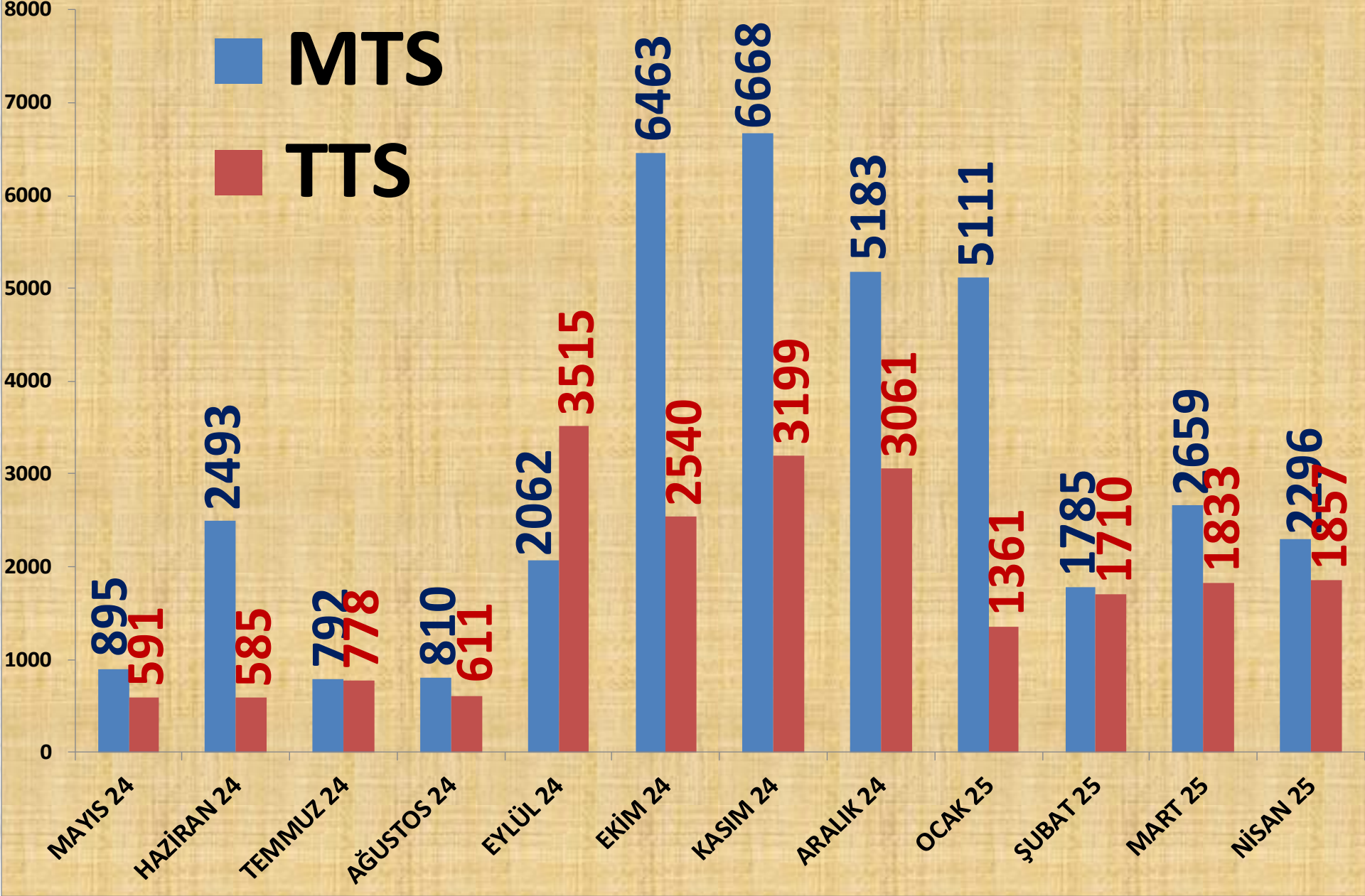
EN ÇOK FİYAT	2023 NİSAN	2024 NİSAN		2025 NİSAN	
MTS	45,00 TL	109%	93,88 TL	3%	96,94 TL
TTS	49,60 TL	108%	103,00 TL	12%	115,00 TL

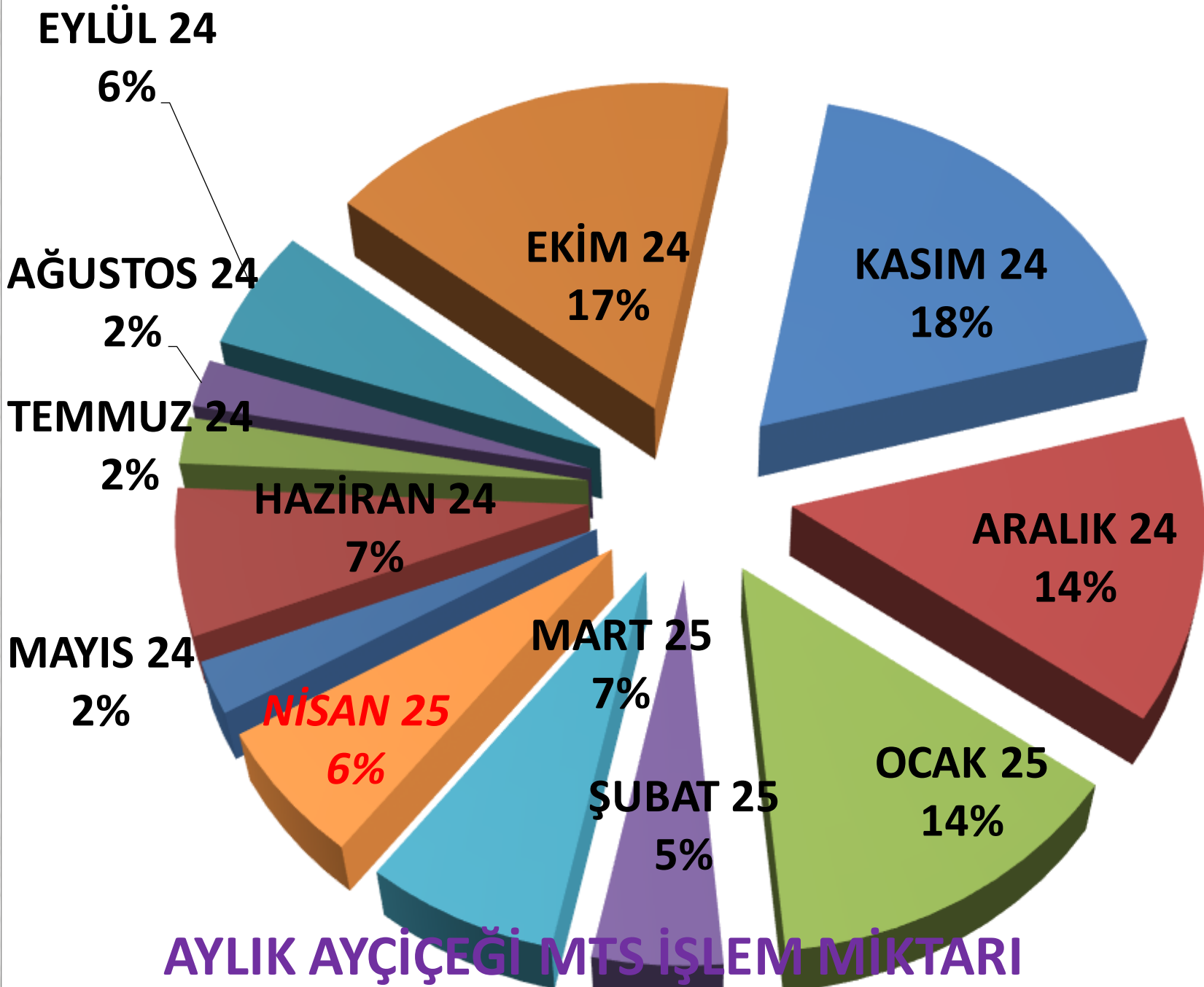
ORTALAMA FİYAT	2023 NİSAN	2024 NİSAN		2025 NİSAN	
MTS	33,32 TL	33%	44,39 TL	10%	48,72 TL
TTS	36,88 TL	11%	40,82 TL	30%	53,19 TL

# AYLIK AYÇİÇEĞİ FİYAT TRENDİ (TL)



# AYLIK AYÇİÇEĞİ İŞLEM MİKTARI (TON)

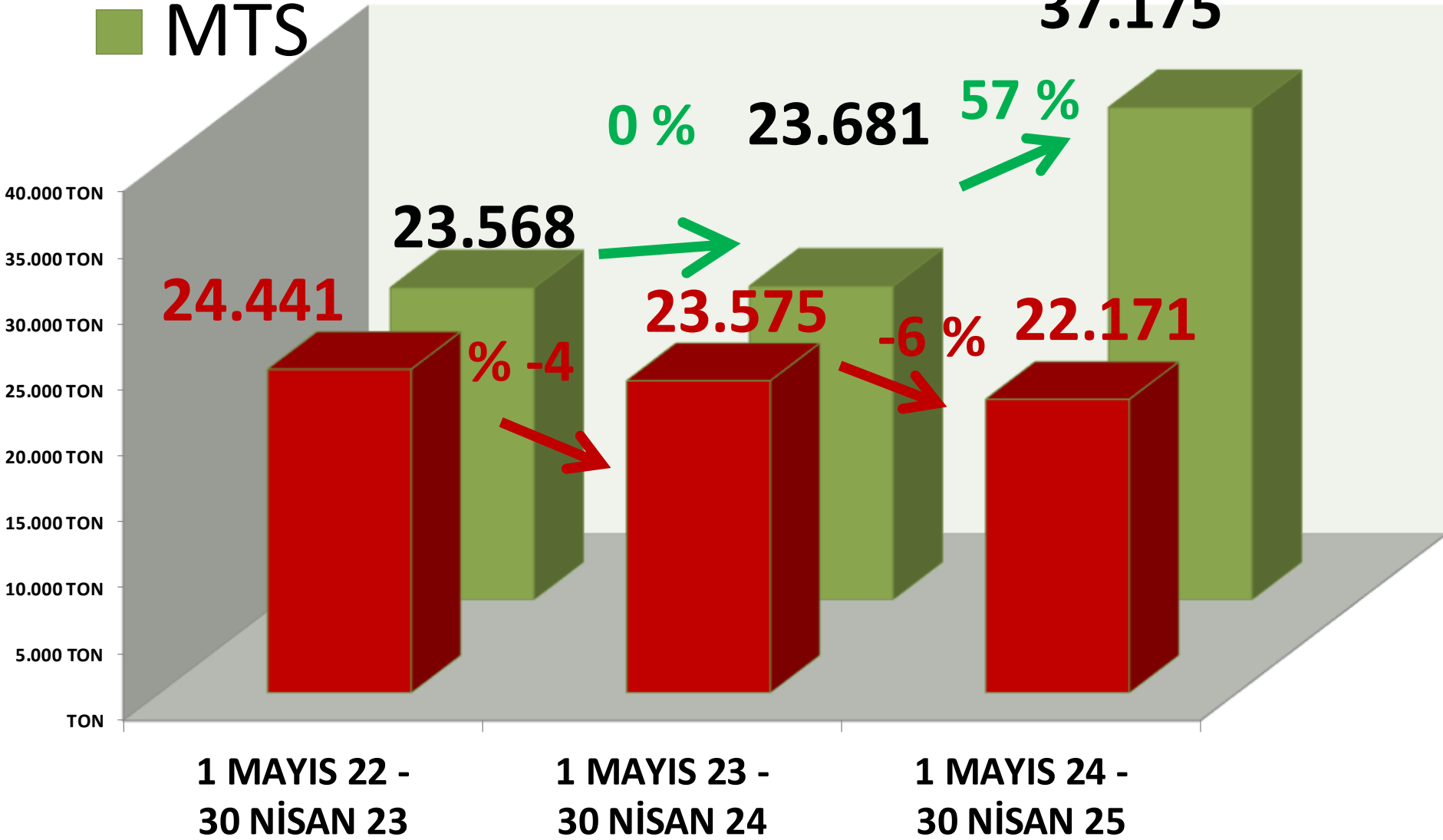




**AYLIK AYÇİÇEĞİ MTS İŞLEM MİKTARI ORANLARI**

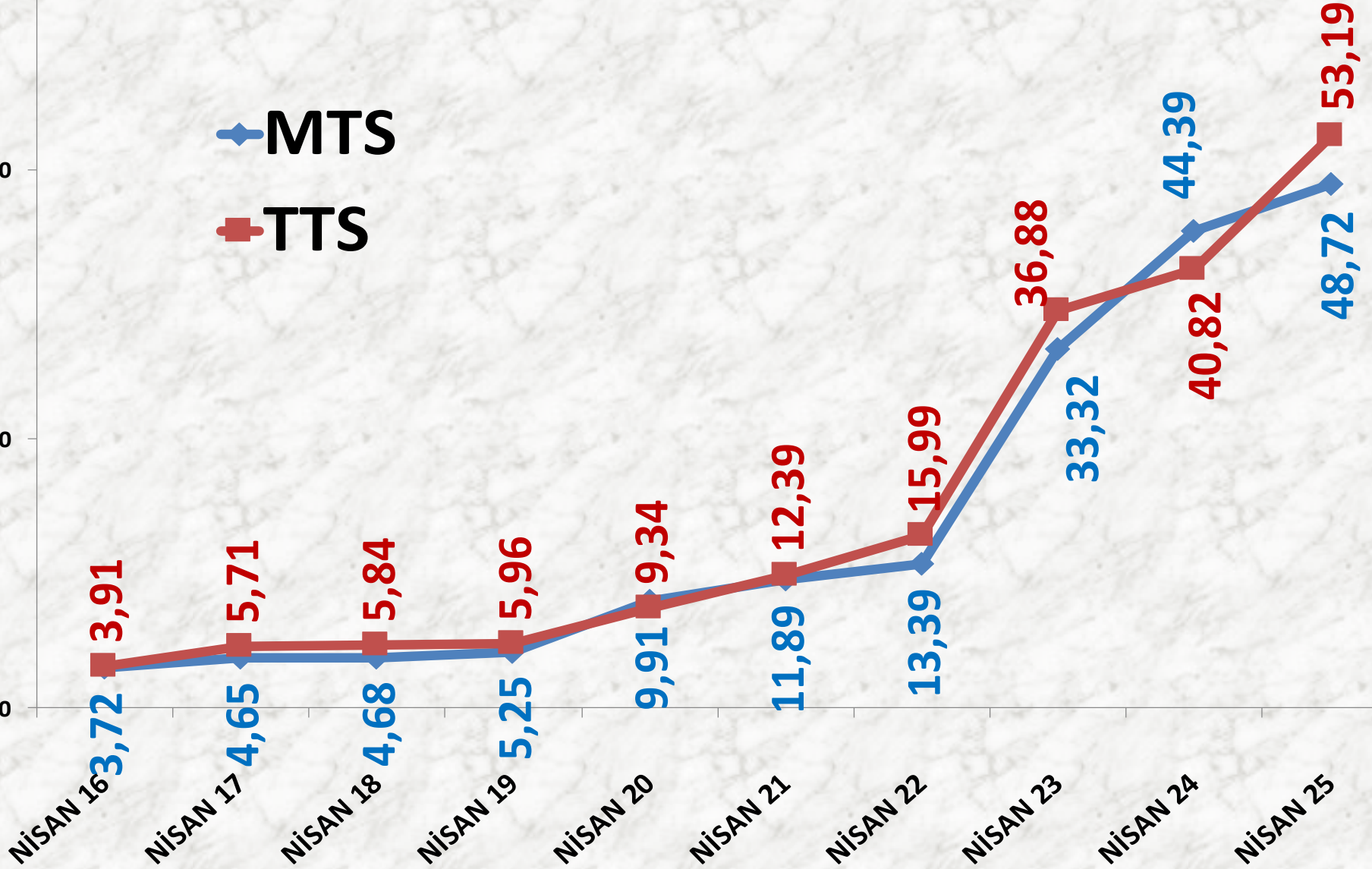
# ■ TTS YILLIK AYÇİÇEĞİ İŞLEM MİKTARI (TON)

■ MTS




# NİSAN AYLARI AYÇİÇEĞİ FİYAT TRENDİ (TL)

◆ MTS  
■ TTS

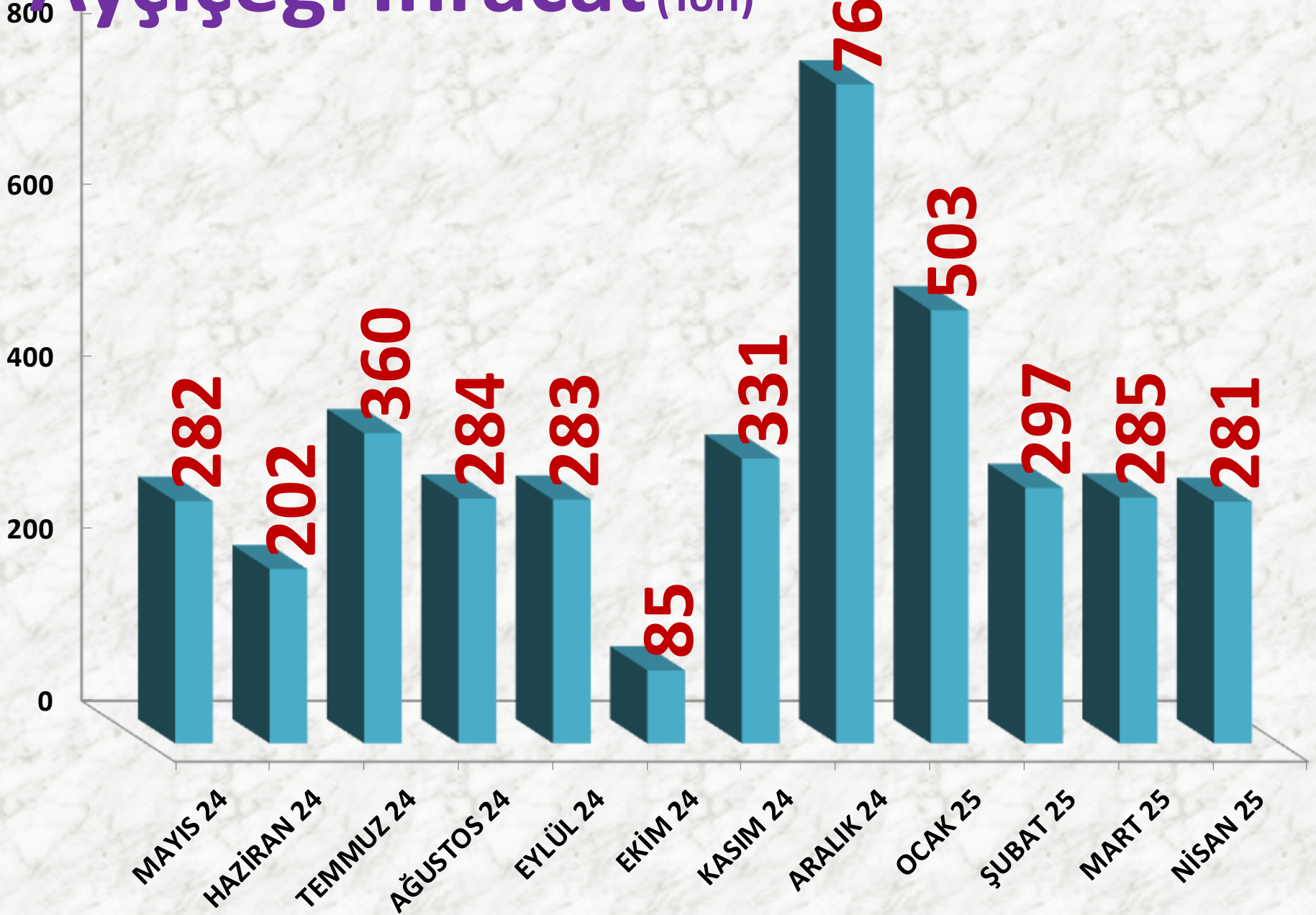


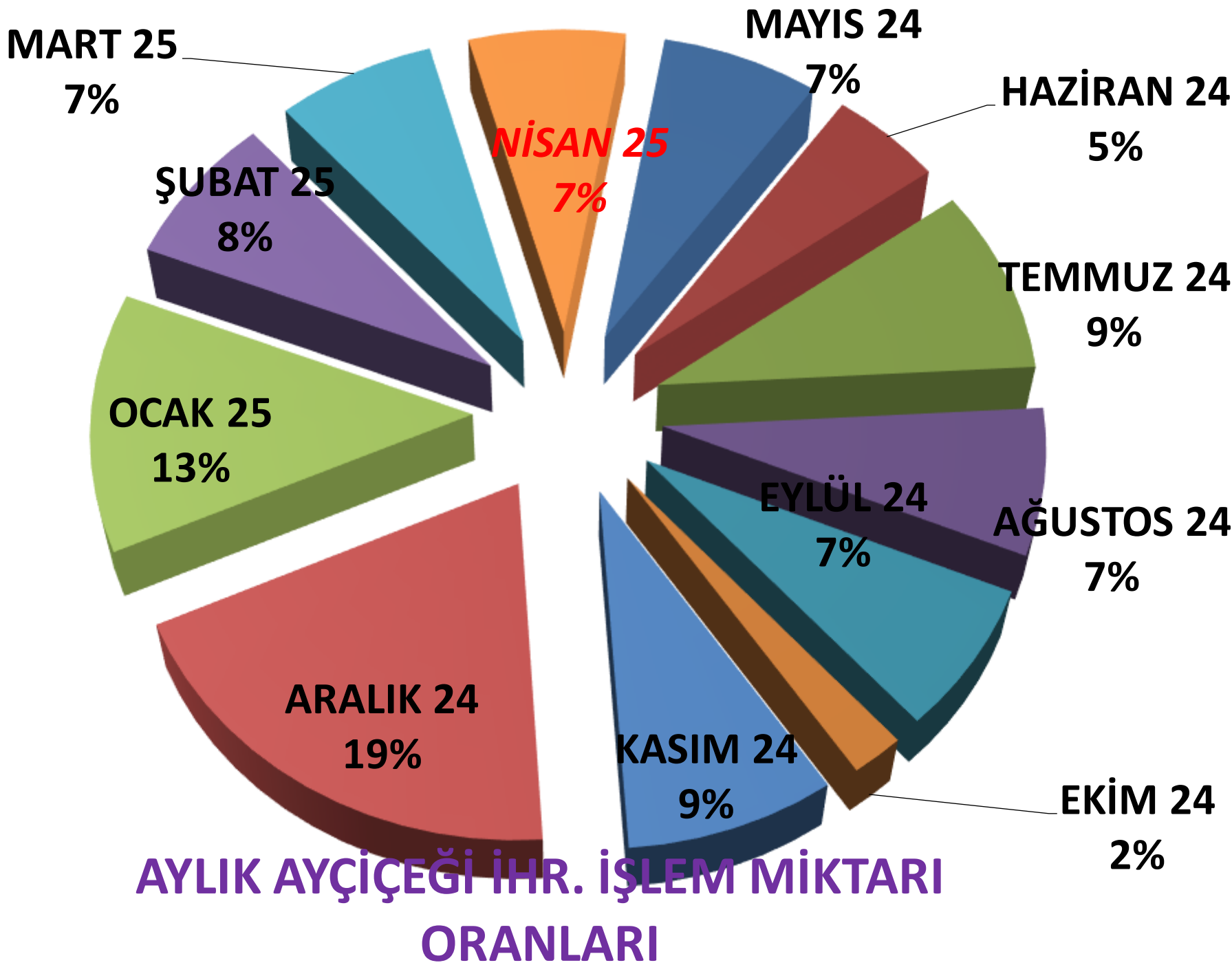
# AYÇEKİRDEĞİ İHRACATI

	2023 NİSAN	2024 NİSAN		2025 NİSAN	
İHRACAT	225 TON	-38%	141 TON	100%	281 TON

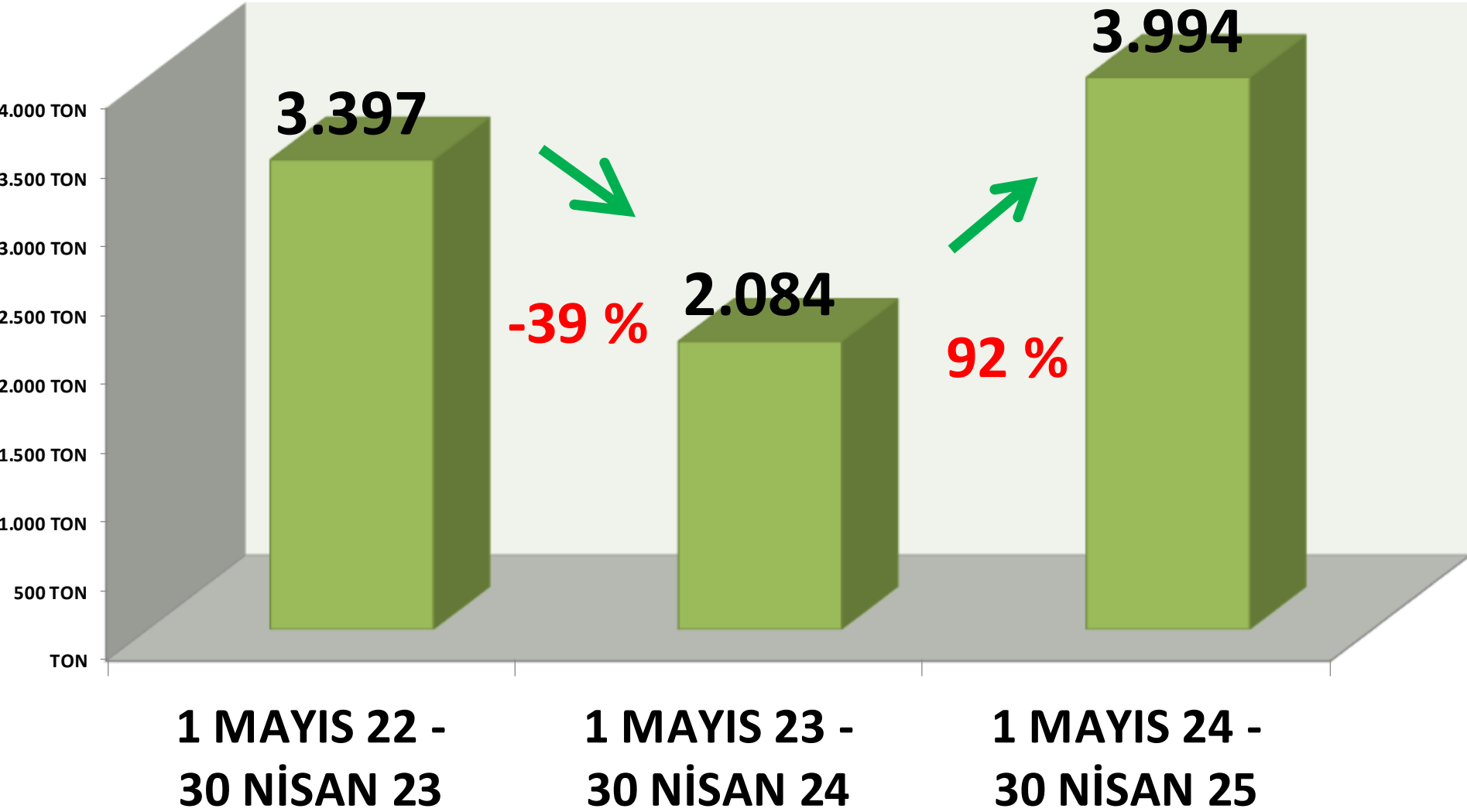


# Ayçiçeği İhracat (Ton)





# YILLIK TOPLAM AYÇIÇEĞİ İHRACAT MİKTARI (TON)



# SÜT

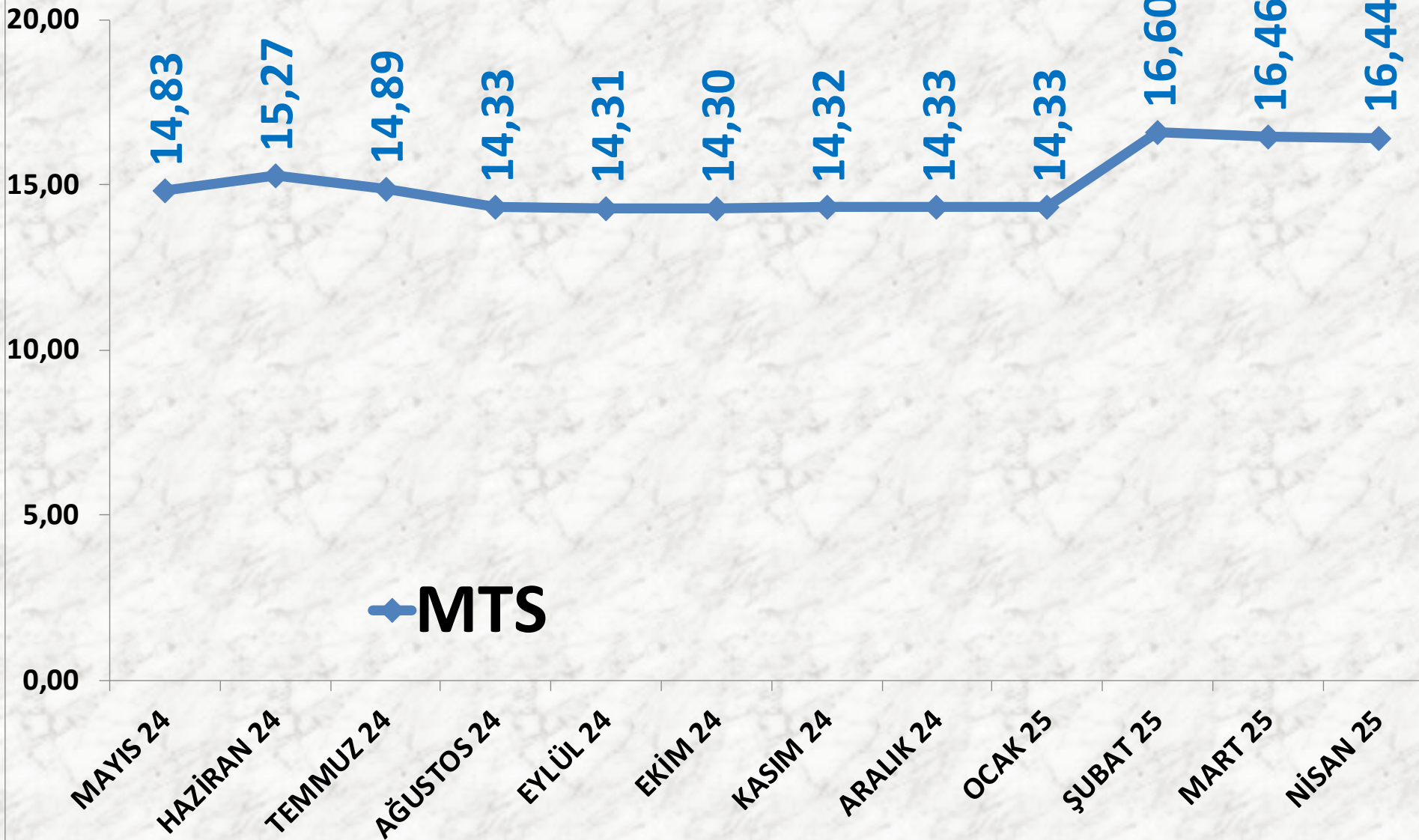
İŞLEM MİKTARI (M <sup>3</sup> )	2023 NİSAN		2024 NİSAN		2025 NİSAN	
	MTS	30.507 M <sup>3</sup>	16%	35.433 M <sup>3</sup>	5%	37.031 M <sup>3</sup>

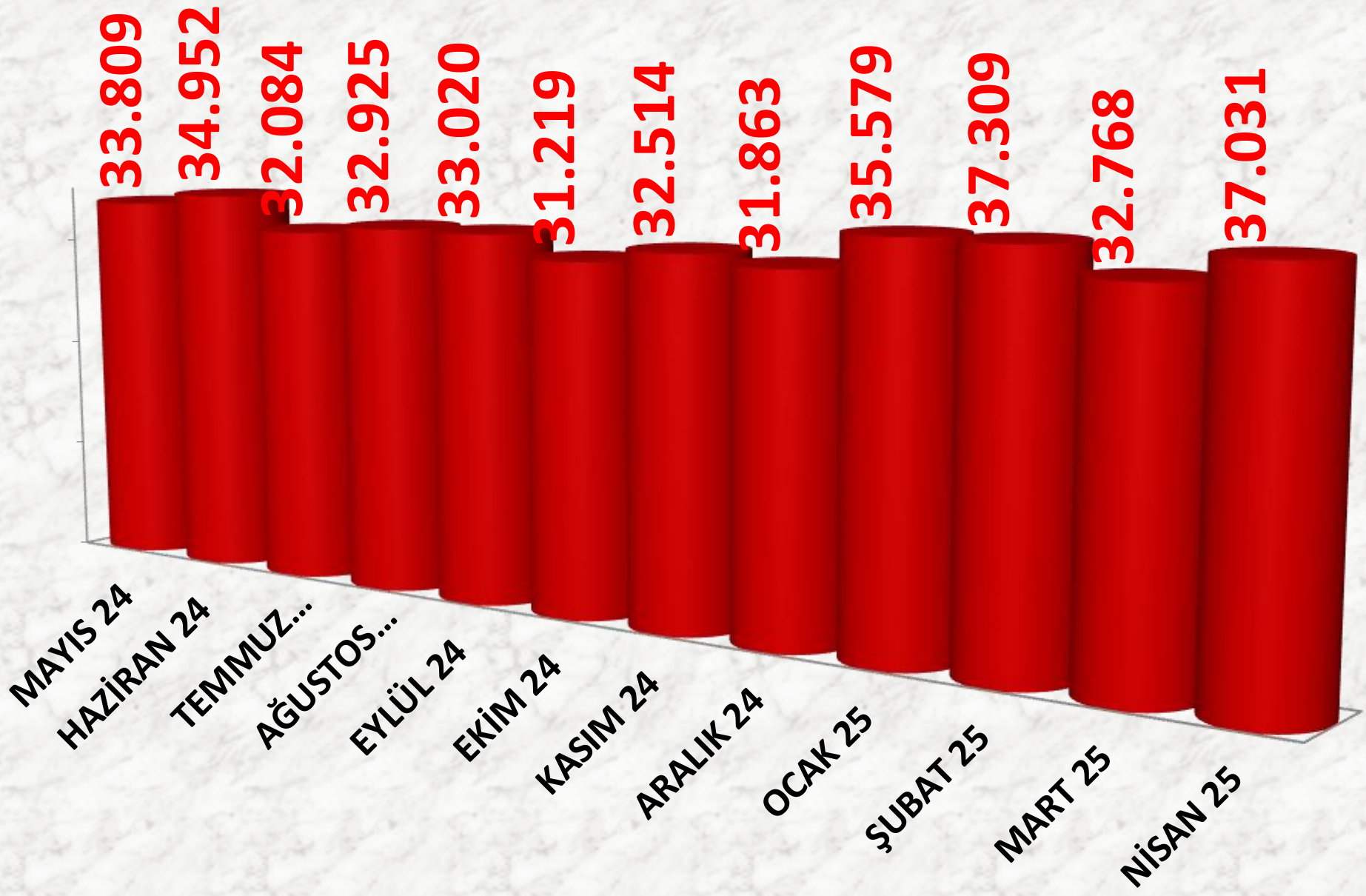
EN AZ FİYAT	2023 NİSAN		2024 NİSAN		2025 NİSAN	
	MTS	9,00 TL	44%	13,00 TL	8%	14,00 TL

EN ÇOK FİYAT	2023 NİSAN		2024 NİSAN		2025 NİSAN	
	MTS	11,94 TL	36%	16,26 TL	15%	18,74 TL

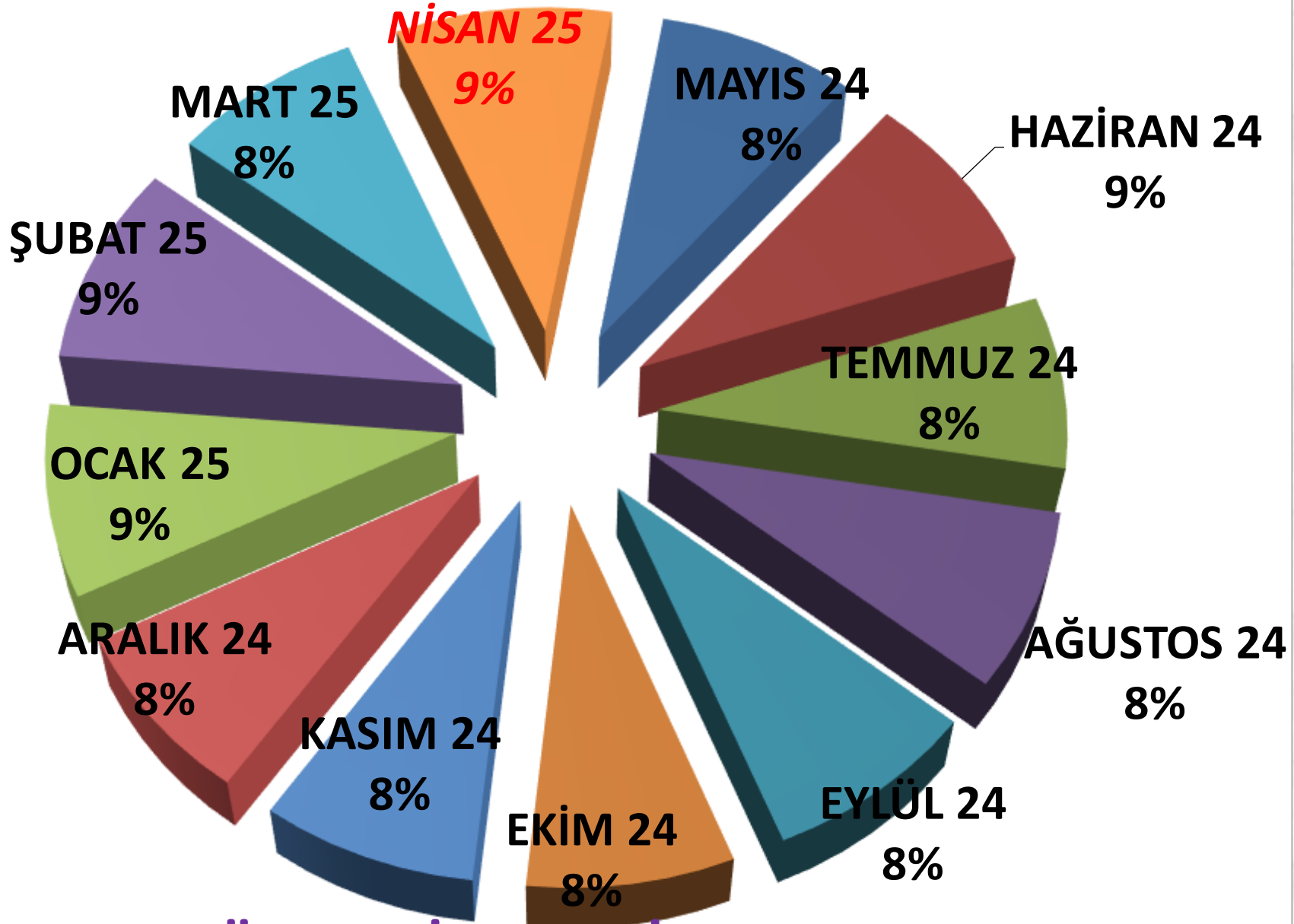
ORTALAMA FİYAT	2023 NİSAN		2024 NİSAN		2025 NİSAN	
	MTS	10,76 TL	35%	14,52 TL	13%	16,44 TL

# AYLIK İNEK SÜTÜ FİYAT TRENDİ<sub>(TL)</sub>



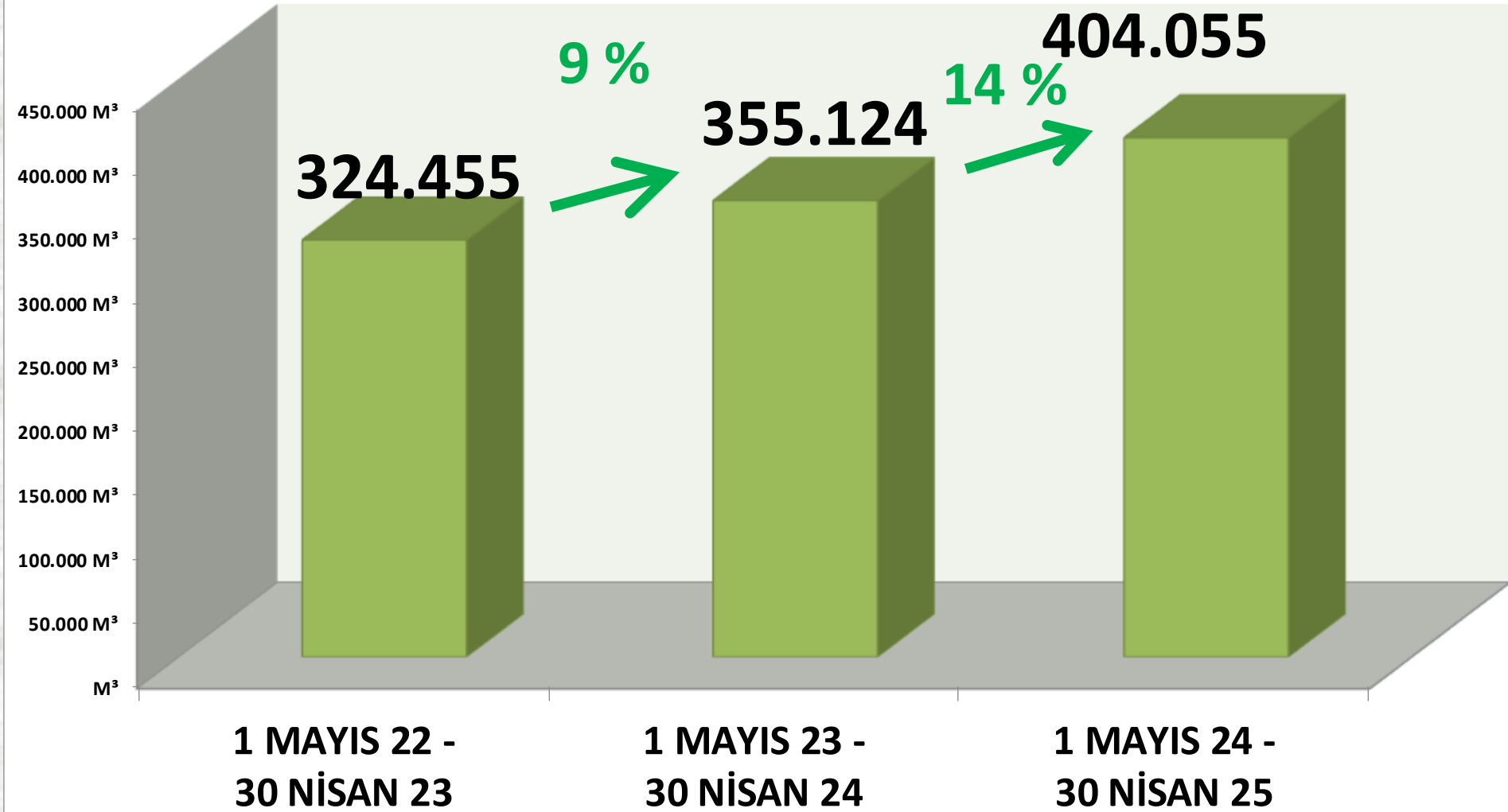


**AYLIK SÜT İŞLEM MİKTARI (M<sup>3</sup>)**



**AYLIK SÜT MTS İŞLEM MİKTARI ORANLARI**

# YILLIK İNEK SÜTÜ İŞLEM MİKTARI (TON)



# BEYAZ HAŞHAŞ

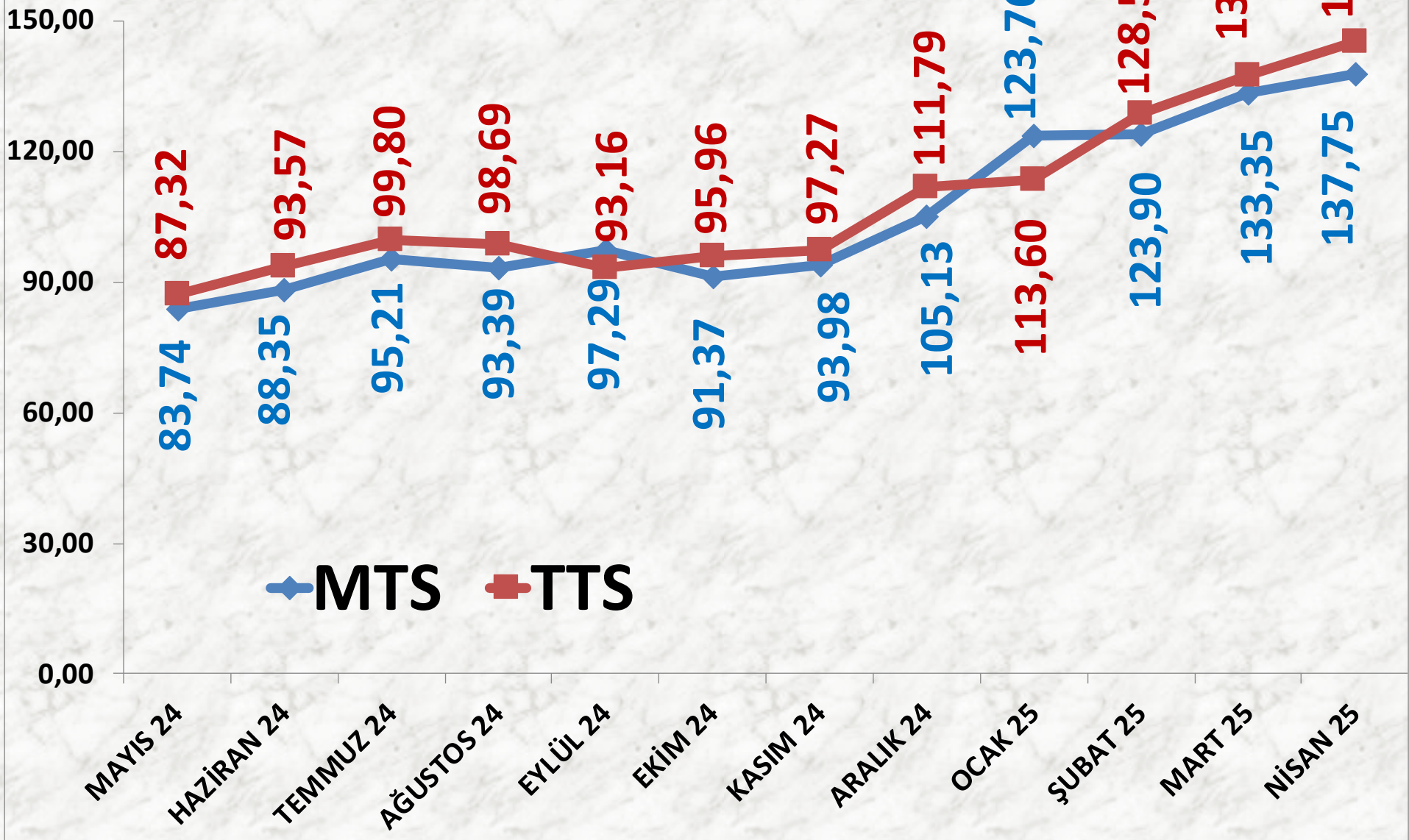
İŞLEM MİKTARI TON	2023 NİSAN	2024 NİSAN		2025 NİSAN	
MTS	72 TON	86%	133 TON	-92%	10 TON
TTS	70 TON	3%	73 TON	-61%	28 TON

EN AZ FİYAT	2023 NİSAN	2024 NİSAN		2025 NİSAN	
MTS	56,77 TL	37%	77,85 TL	77%	137,75 TL
TTS	59,39 TL	33%	79,00 TL	83%	144,28 TL

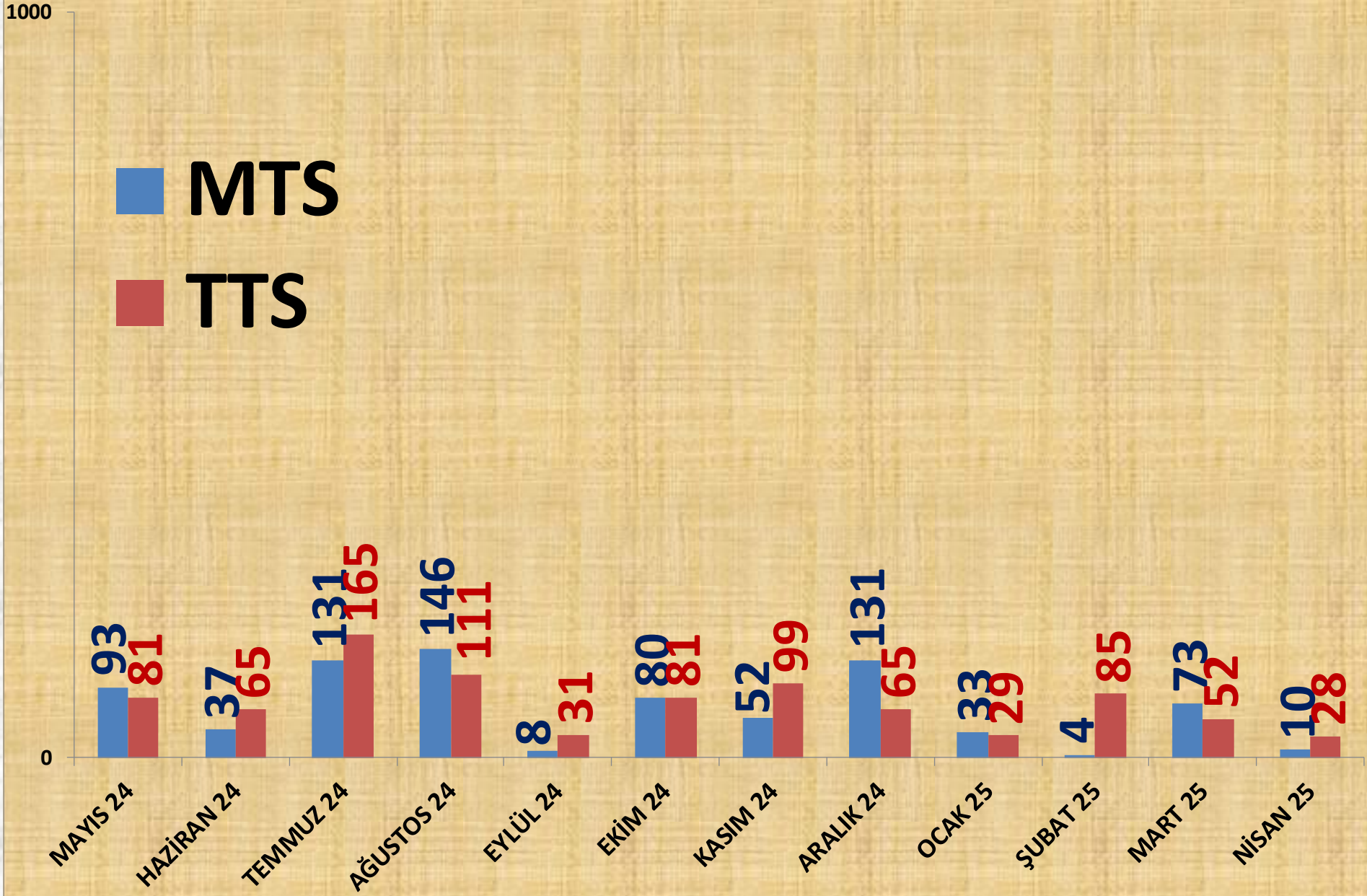
EN ÇOK FİYAT	2023 NİSAN	2024 NİSAN		2025 NİSAN	
MTS	68,00 TL	25%	85,00 TL	62%	137,75 TL
TTS	77,84 TL	55%	120,33 TL	50%	180,00 TL

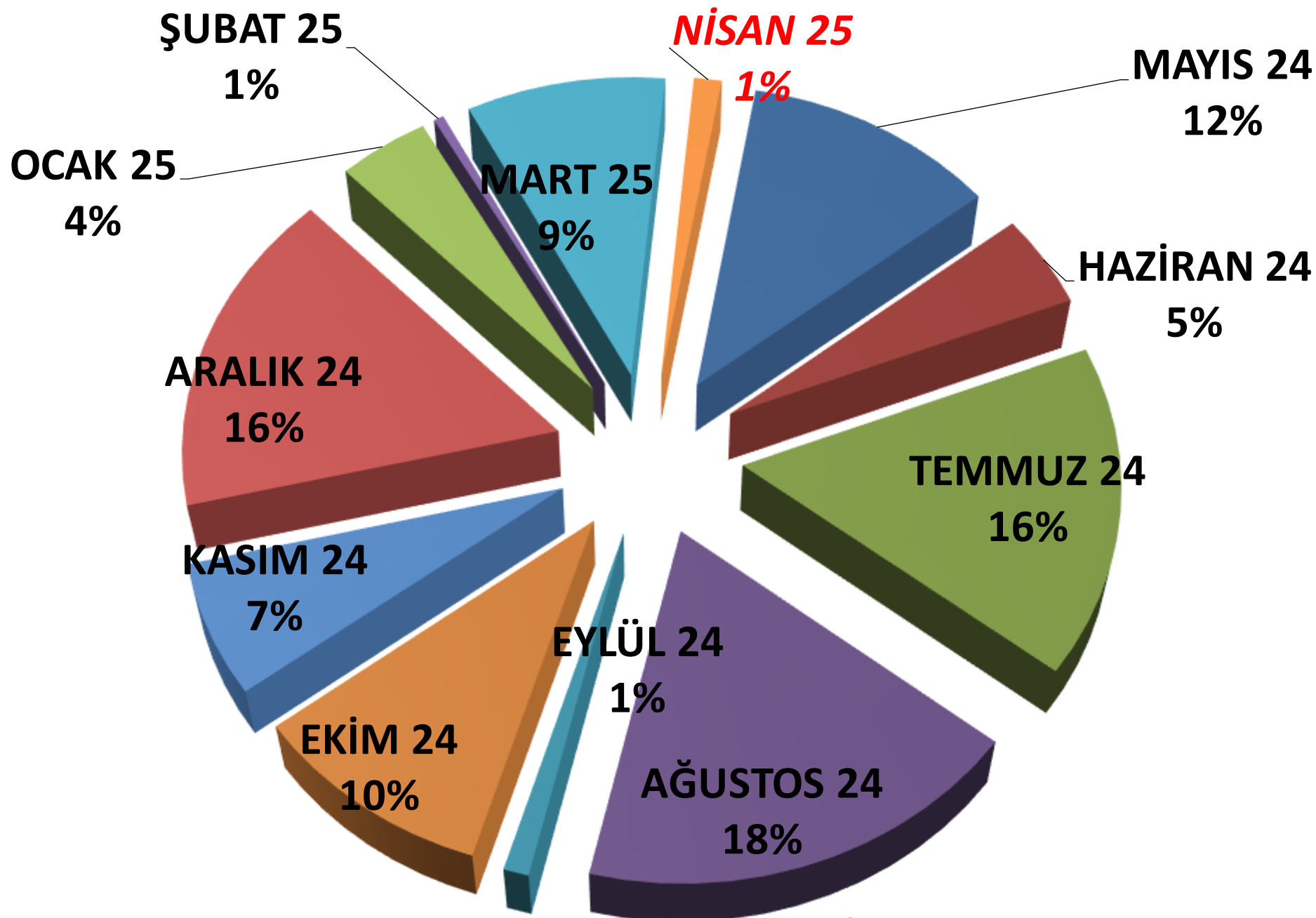
ORTALAMA FİYAT	2023 NİSAN	2024 NİSAN		2025 NİSAN	
MTS	58,84 TL	35%	79,36 TL	74%	137,75 TL
TTS	61,77 TL	39%	85,90 TL	69%	145,36 TL

# AYLIK B. HAŞHAŞ FİYAT TRENDİ (₺)



# AYLIK B. HAŞHAŞ İŞLEM MİKTARI (TON)



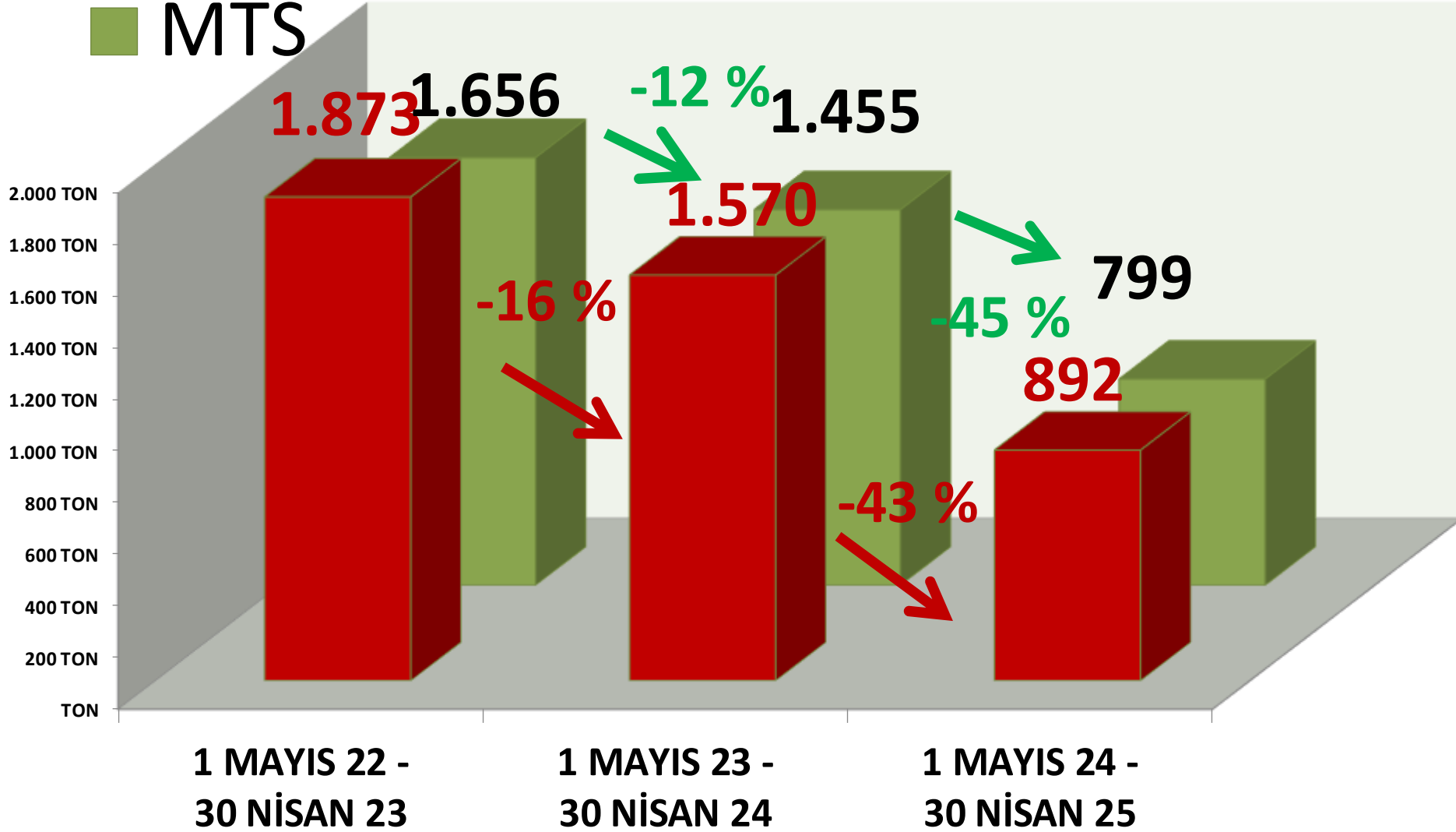


**AYLIK B. HAŞHAŞ MTS İŞLEM MİKTARI ORANLARI**

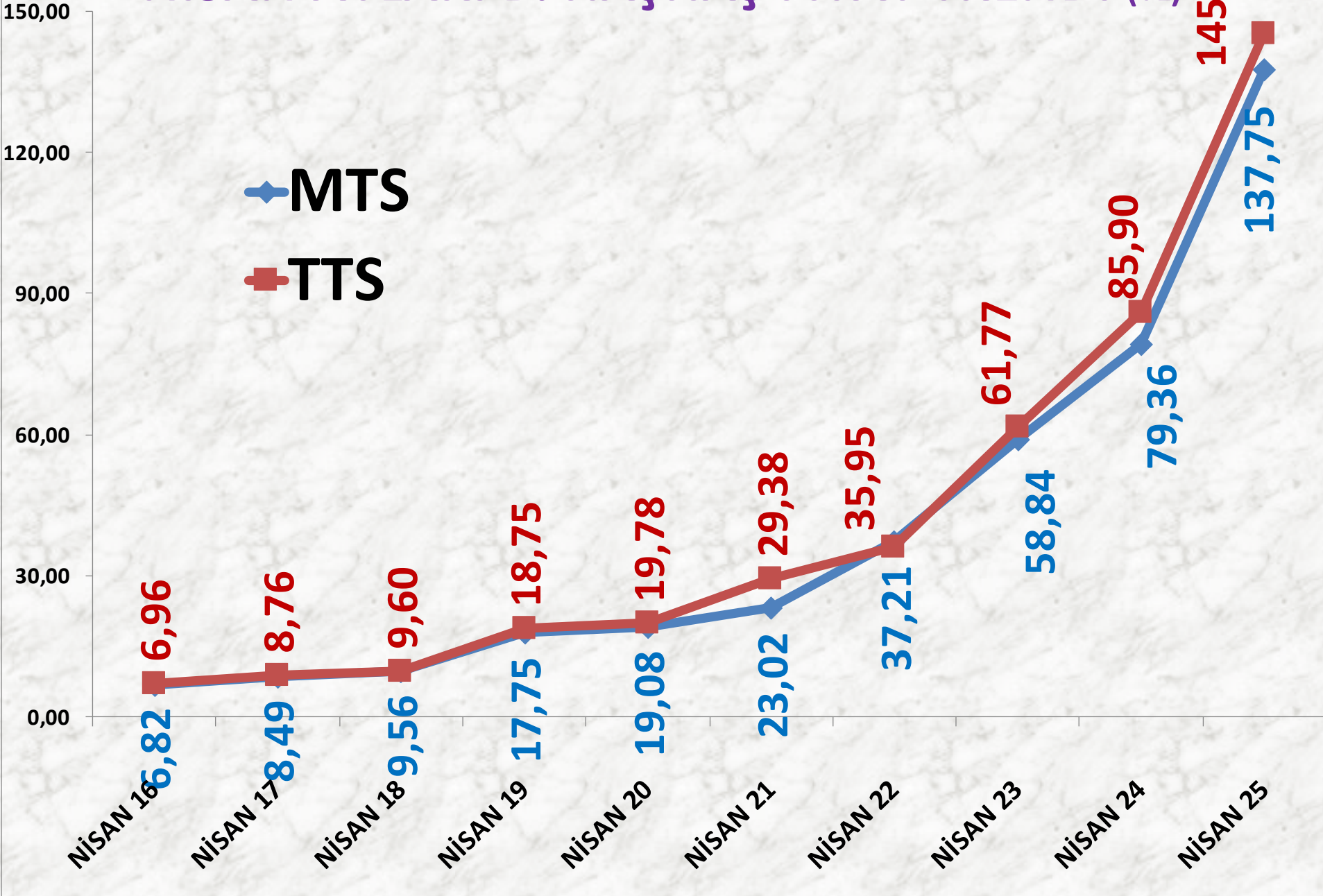
■ TTS

# YILLIK B. HAŞHAŞ İŞLEM MİKTARI (TON)

■ MTS



# NİSAN AYLARI B. HAŞHAŞ FİYAT TRENDİ (TL)



# MAVİ HAŞHAŞ

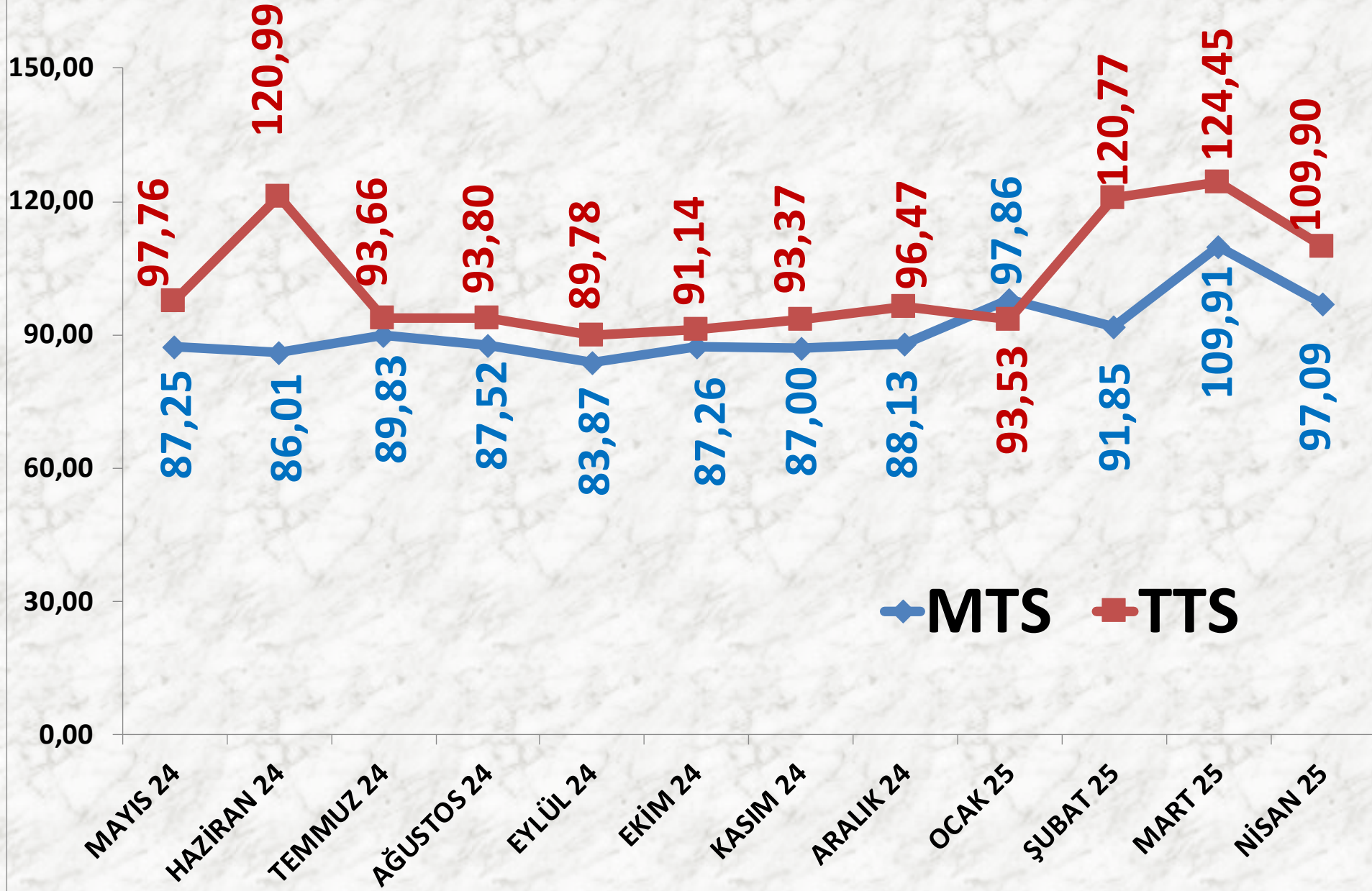
<b>İŞLEM MİKTARI TON</b>	<b>2023 NİSAN</b>	<b>2024 NİSAN</b>		<b>2025 NİSAN</b>	
MTS	46 TON	91%	88 TON	-79%	18 TON
TTS	97 TON	-4%	93 TON	-46%	50 TON

<b>EN AZ FİYAT</b>	<b>2023 NİSAN</b>	<b>2024 NİSAN</b>		<b>2025 NİSAN</b>	
MTS	53,00 TL	63%	86,17 TL	11%	96,00 TL
TTS	41,00 TL	120%	90,00 TL	12%	101,00 TL

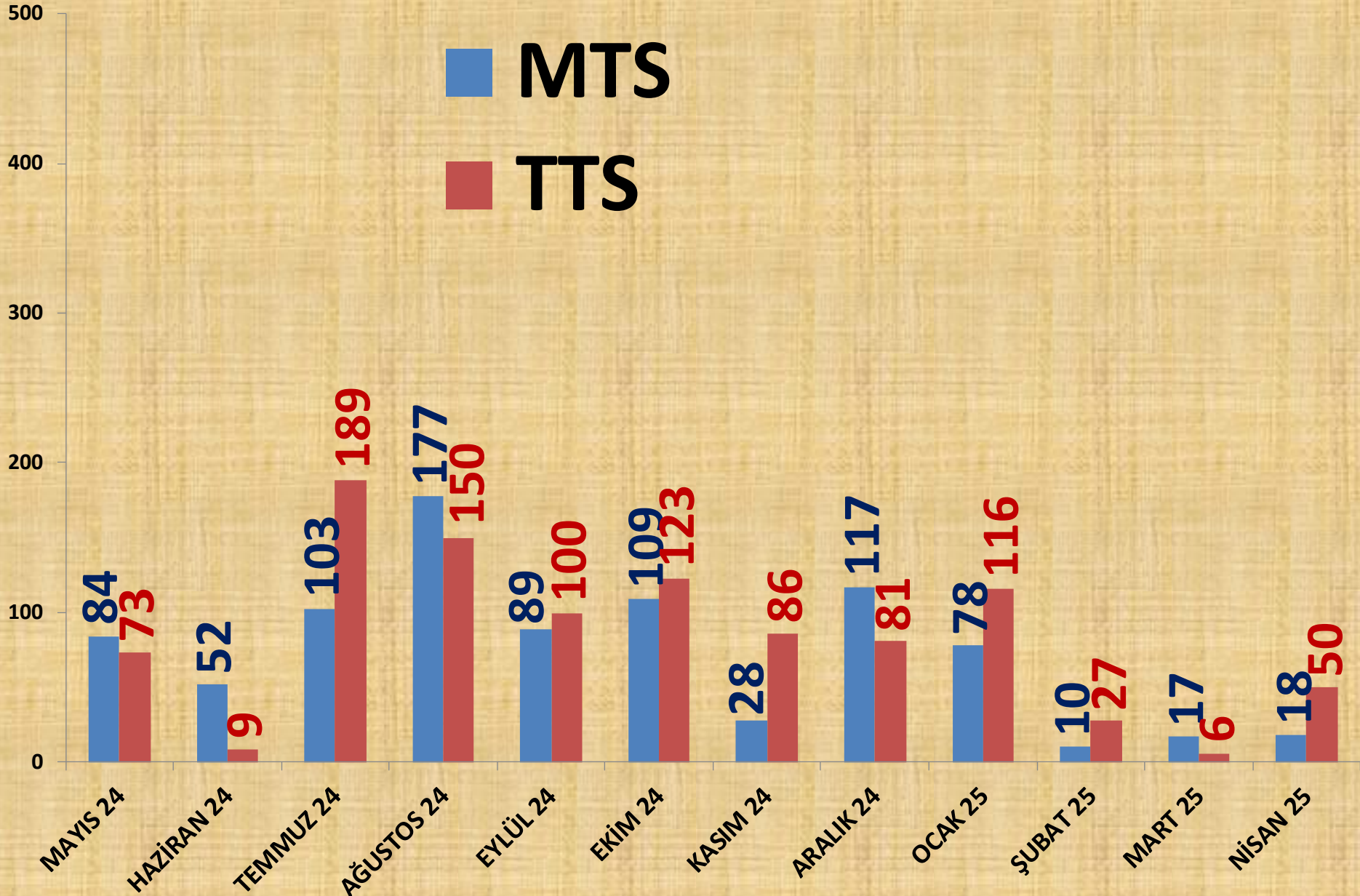
<b>EN ÇOK FİYAT</b>	<b>2023 NİSAN</b>	<b>2024 NİSAN</b>		<b>2025 NİSAN</b>	
MTS	53,00 TL	63%	86,17 TL	16%	100,00 TL
TTS	58,42 TL	123%	130,00 TL	12%	145,00 TL

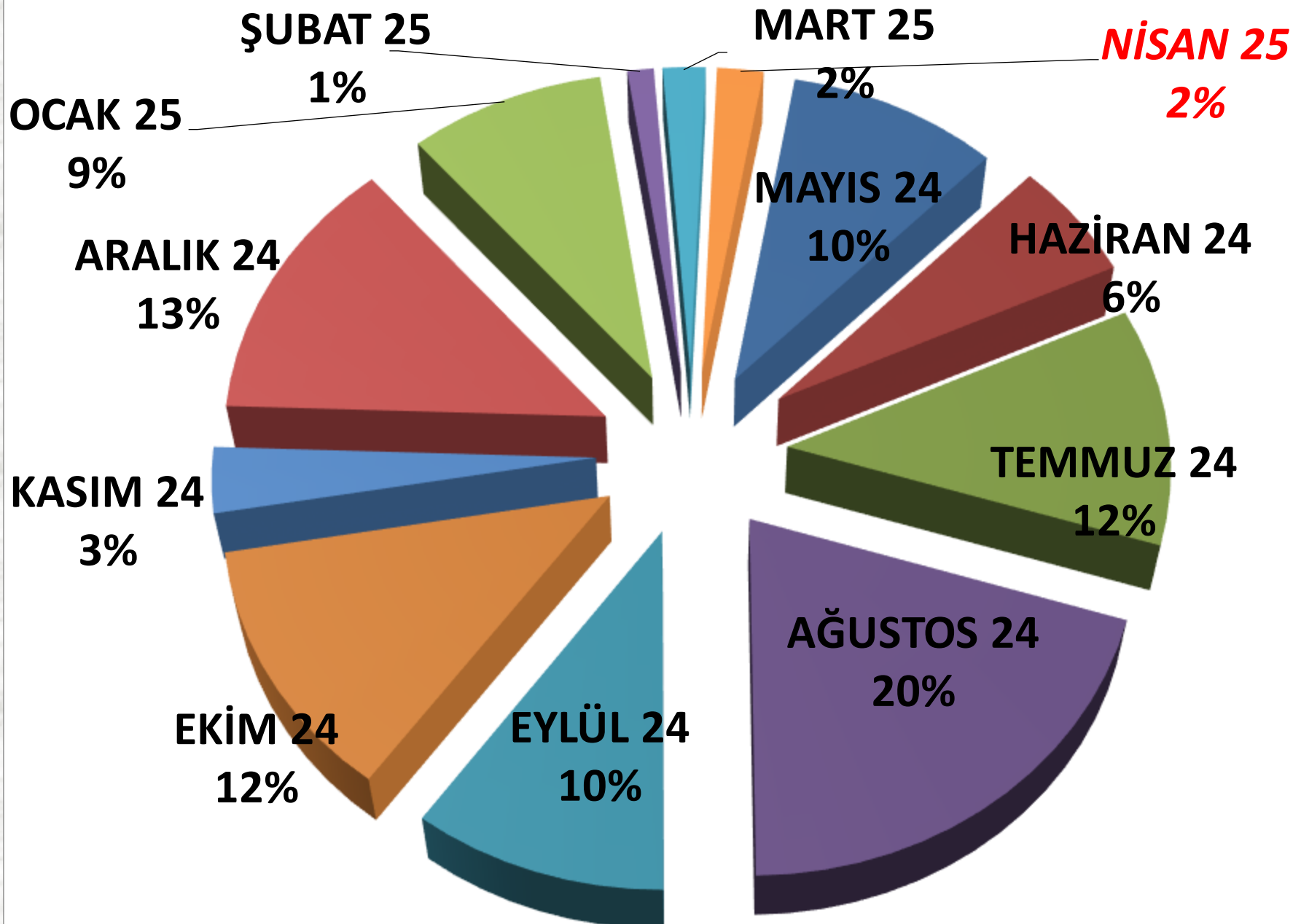
<b>ORTALAMA FİYAT</b>	<b>2023 NİSAN</b>	<b>2024 NİSAN</b>		<b>2025 NİSAN</b>	
MTS	53,00 TL	63%	86,17 TL	13%	97,09 TL
TTS	53,37 TL	75%	93,26 TL	18%	109,90 TL

# AYLIK MAVİ HAŞHAŞ FİYAT TRENDİ (TL)



# AYLIK MAVİ HAŞHAŞ İŞLEM MİKTARI (TON)

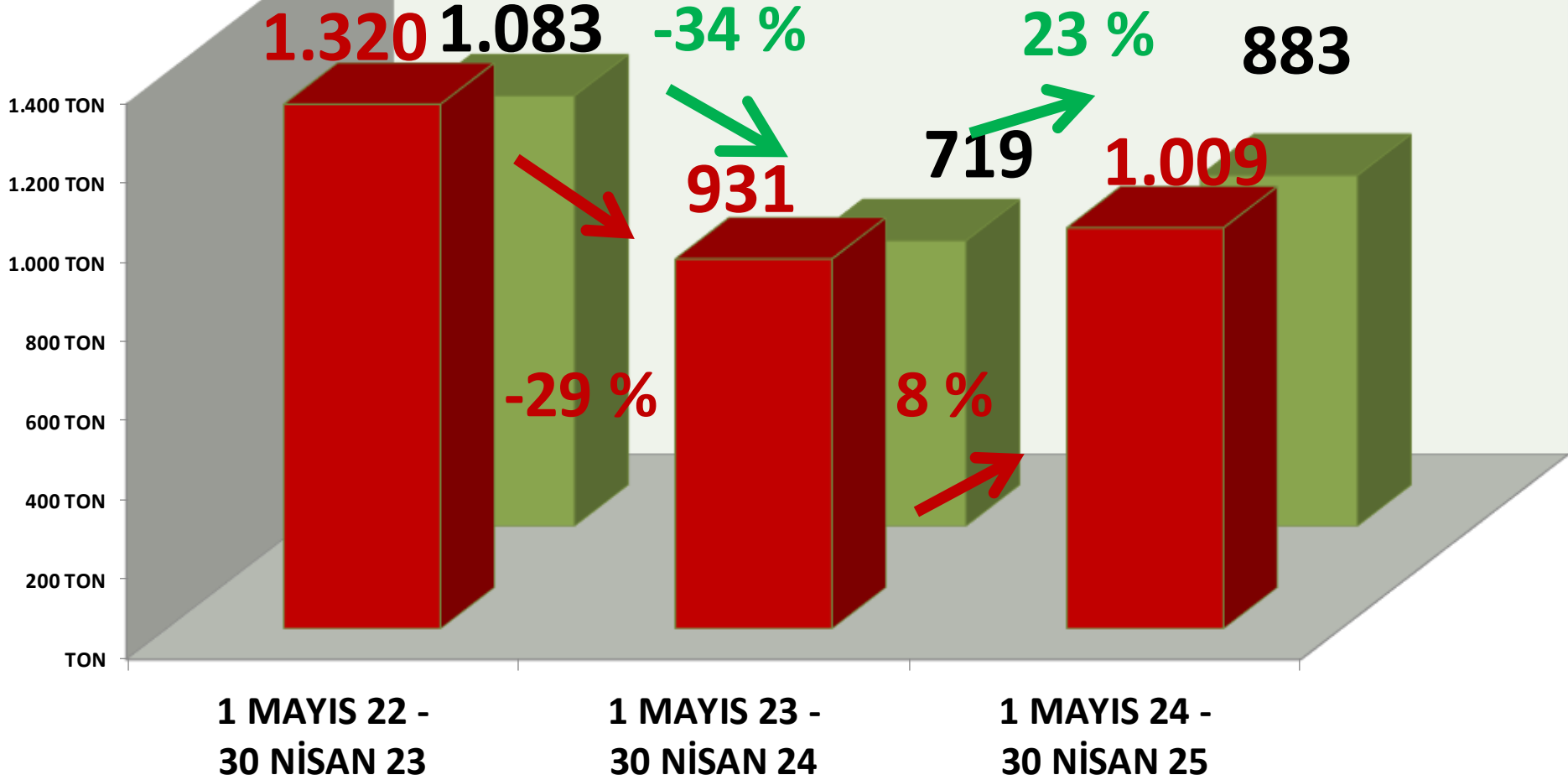




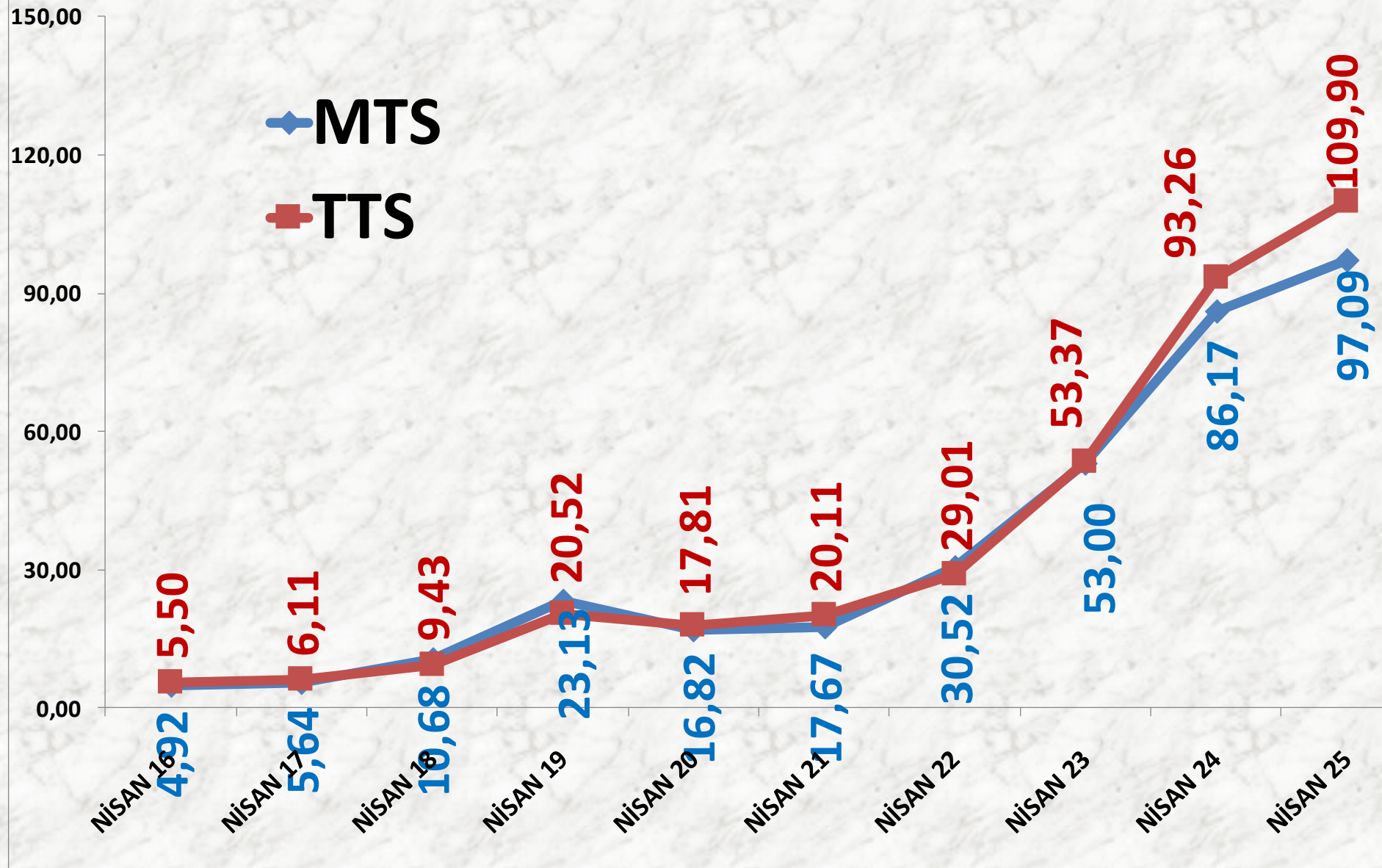
**AYLIK MAVİ MTS İŞLEM MİKTARI ORANLARI**

# TTS YILLIK MAVİ HAŞHAŞ İŞLEM MİKTARI

■ TTS  
■ MTS



# NİSAN AYLARI MAVİ HAŞHAŞ FİYAT TRENDİ (TL)



# KÜTLÜ PAMUK

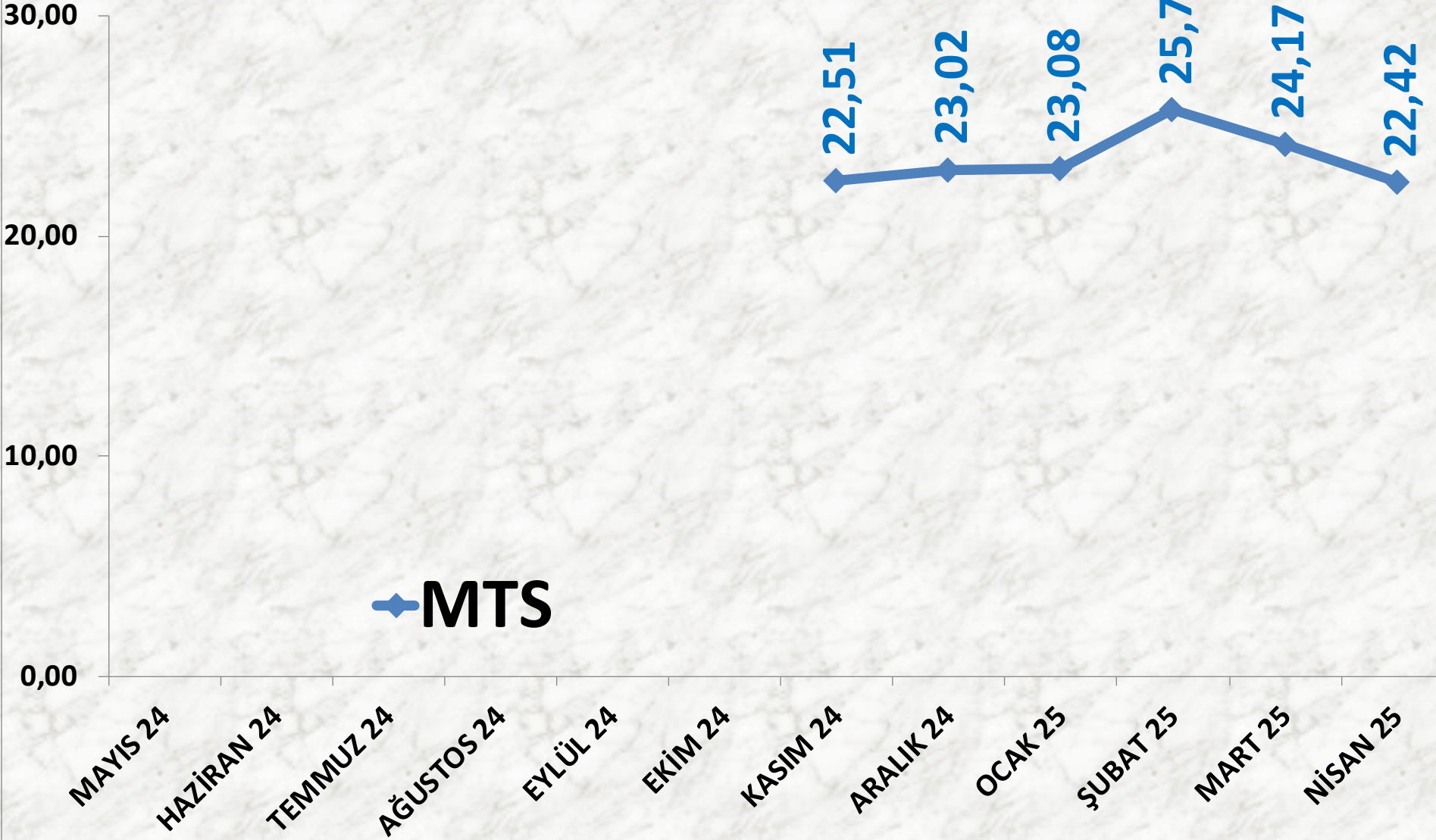
<b>İŞLEM MİKTARI TON</b>	<b>2023 NİSAN</b>	<b>2024 NİSAN</b>		<b>2025 NİSAN</b>	
MTS	3 TON	6917%	216 TON	-92%	18 TON

<b>EN AZ FİYAT</b>	<b>2023 NİSAN</b>	<b>2024 NİSAN</b>		<b>2025 NİSAN</b>	
MTS	16,30 TL	75%	28,52 TL	-23%	22,00 TL

<b>EN ÇOK FİYAT</b>	<b>2023 NİSAN</b>	<b>2024 NİSAN</b>		<b>2025 NİSAN</b>	
MTS	17,00 TL	68%	28,52 TL	-20%	22,75 TL

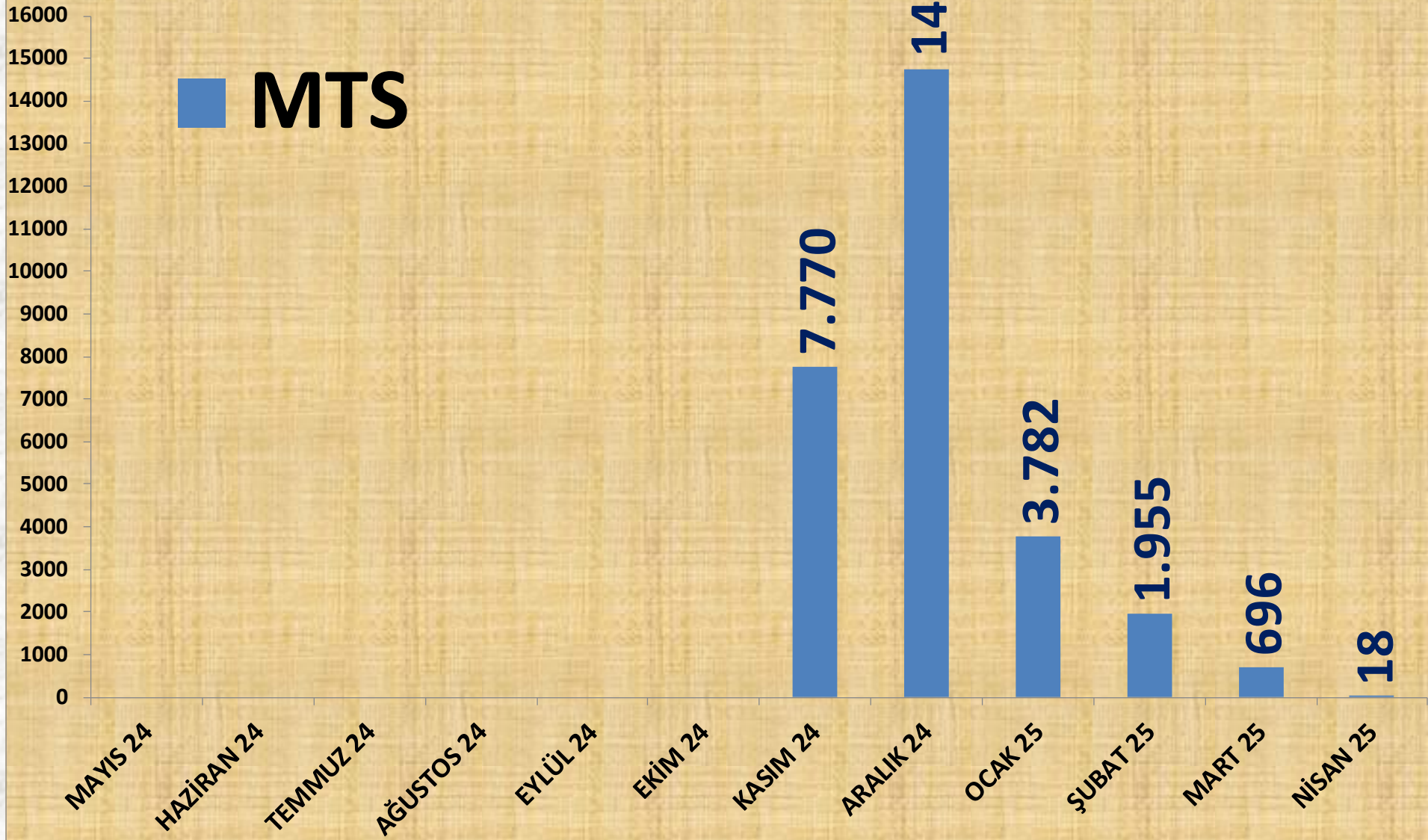
<b>ORTALAMA FİYAT</b>	<b>2023 NİSAN</b>	<b>2024 NİSAN</b>		<b>2025 NİSAN</b>	
MTS	16,52 TL	73%	28,52 TL	-21%	22,42 TL

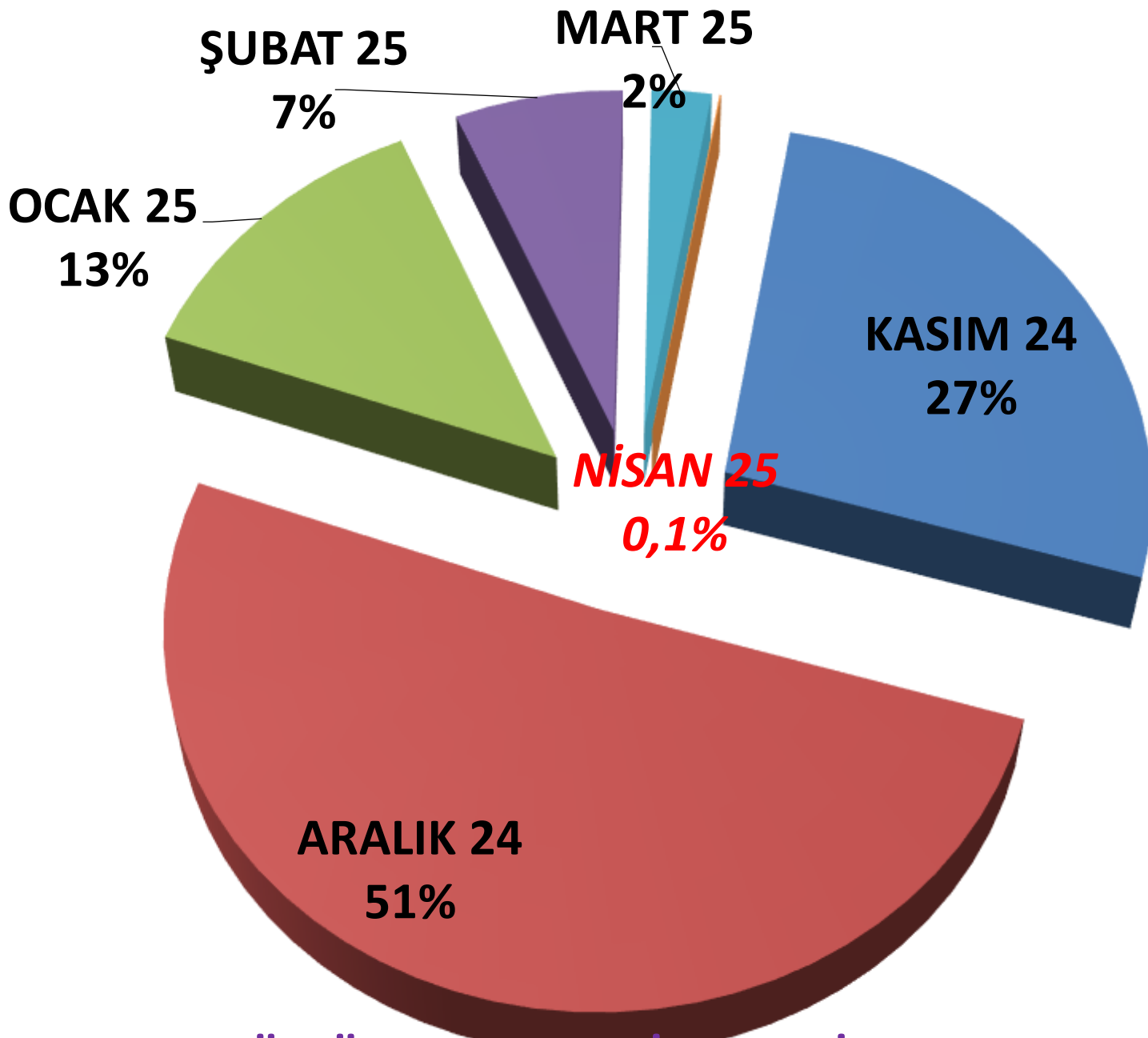
# AYLIK KÜTLÜ PAMUK FİYAT TRENDİ (TL)



# AYLIK KÜTLÜ PAMUK İŞLEM MİKTARI (TON)

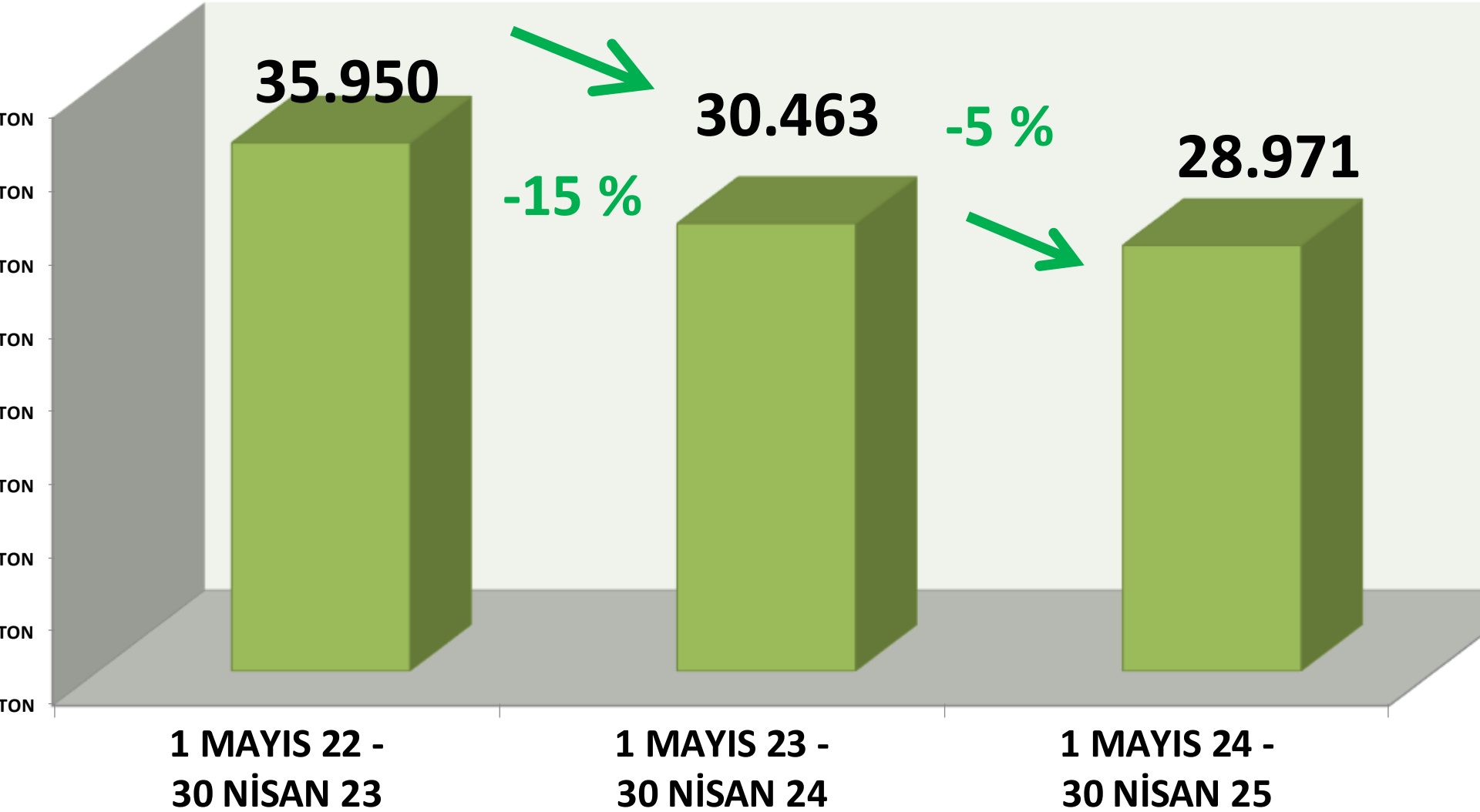
**MTS**





**AYLIK KÜTLÜ PAMUK MTS İŞLEM MİKTARI ORANLARI**

# YILLIK KÜTLÜ PAMUK İŞLEM MİKTARI (TON)



# NİSAN AYLARI ÇİĞİTLİ PAMUK FİYAT TRENDİ (TL)

◆ MTS

NİSAN 16 NİSAN 17 NİSAN 18 NİSAN 19 NİSAN 20 NİSAN 21 NİSAN 22 NİSAN 23 NİSAN 24 NİSAN 25

3,75

5,71

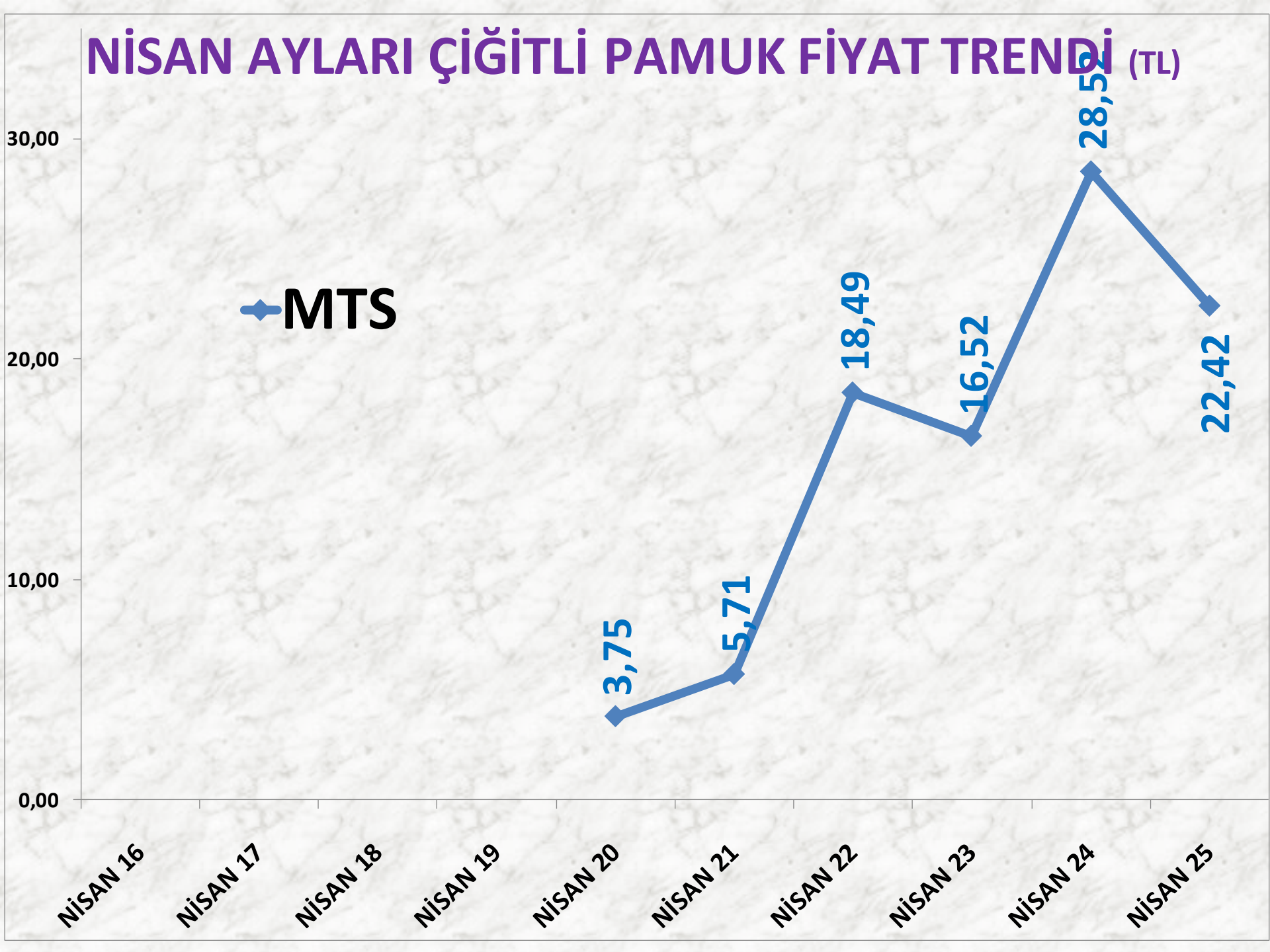
18,49

16,52

28,52

22,42

0,00  
10,00  
20,00  
30,00



# MAHLIÇ PAMUK

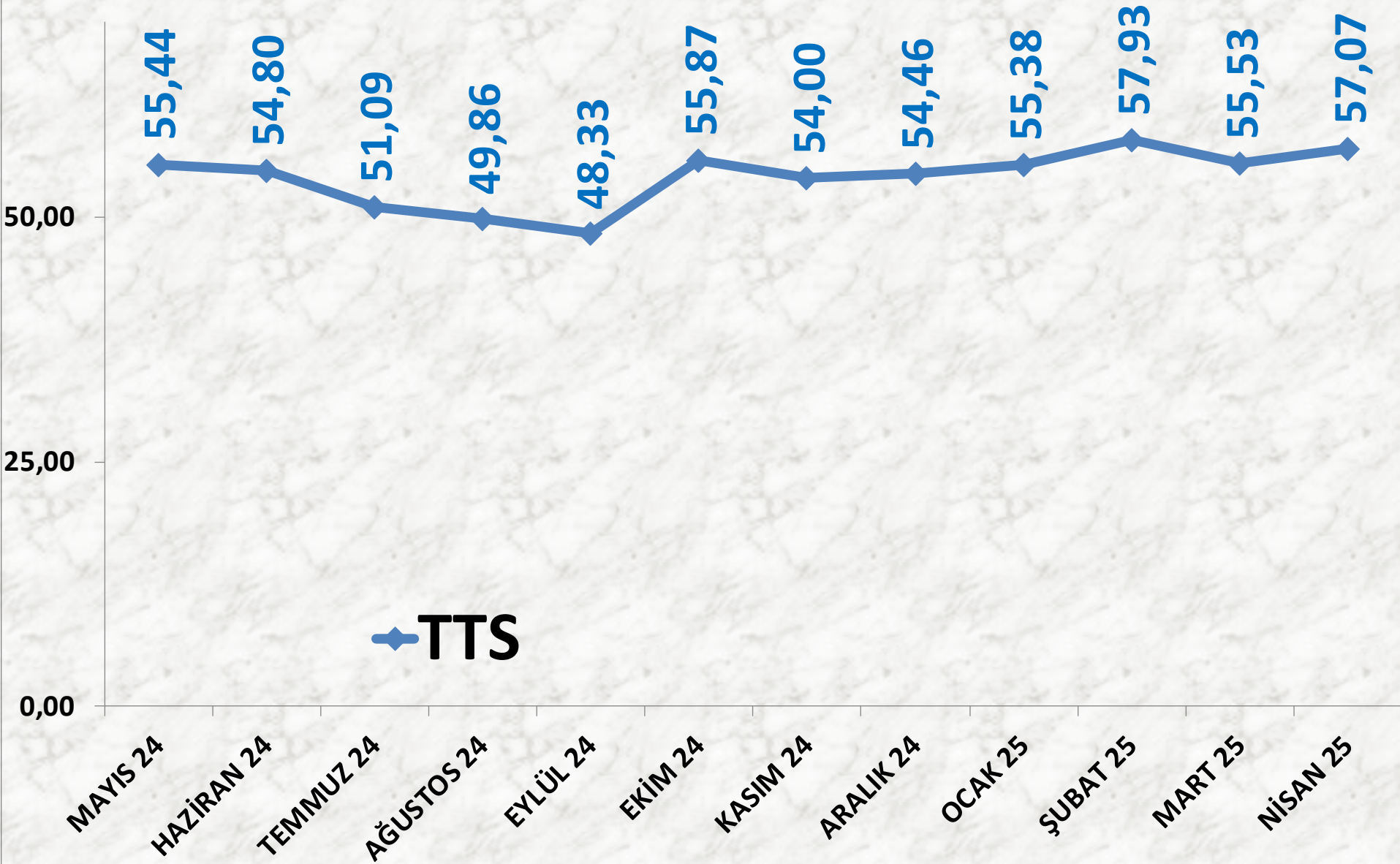
<b>İŞLEM MİKTARI TON</b>	<b>2023 NİSAN</b>	<b>2024 NİSAN</b>		<b>2025 NİSAN</b>	
MTS	804 TON	-85%	119 TON	-3%	115 TON

<b>EN AZ FİYAT</b>	<b>2023 NİSAN</b>	<b>2024 NİSAN</b>		<b>2025 NİSAN</b>	
MTS	38,00 TL	66%	63,00 TL	-11%	56,00 TL

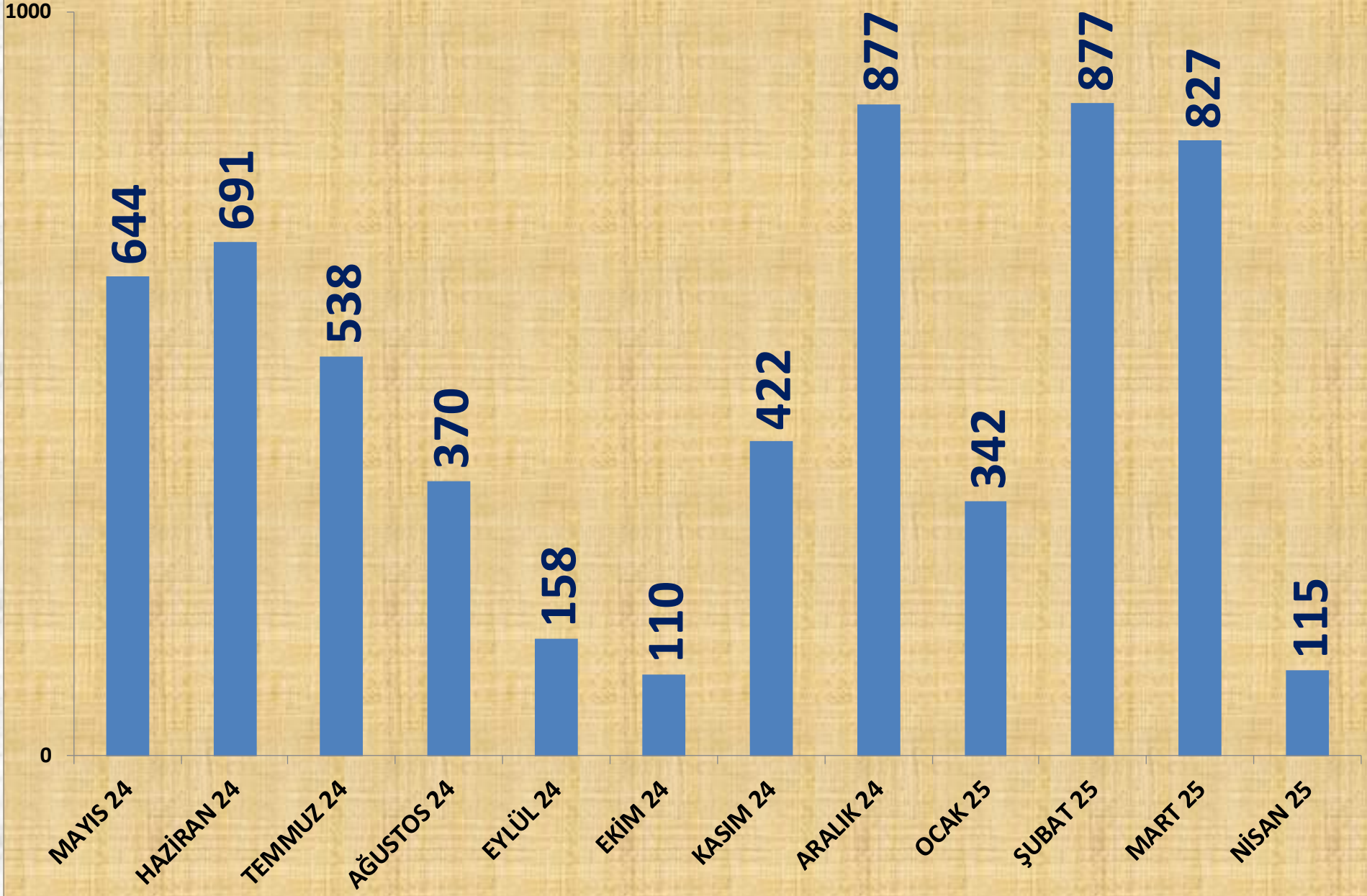
<b>EN ÇOK FİYAT</b>	<b>2023 NİSAN</b>	<b>2024 NİSAN</b>		<b>2025 NİSAN</b>	
MTS	40,00 TL	58%	63,00 TL	-9%	57,05 TL

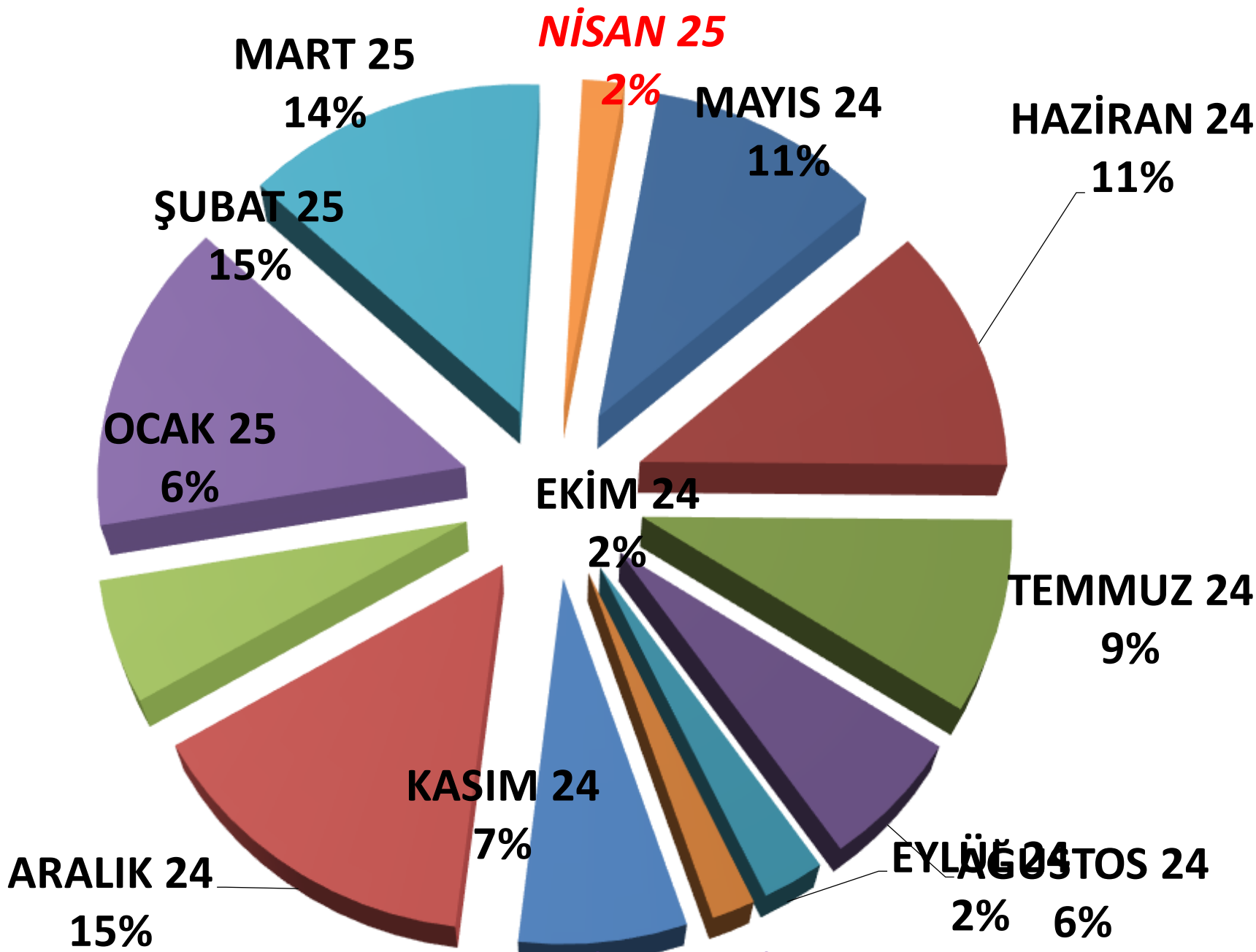
<b>ORTALAMA FİYAT</b>	<b>2023 NİSAN</b>	<b>2024 NİSAN</b>		<b>2025 NİSAN</b>	
MTS	38,99 TL	62%	63,00 TL	-9%	57,07 TL

# AYLIK MAHLIÇ PAMUK FİYAT TRENDİ (TL)



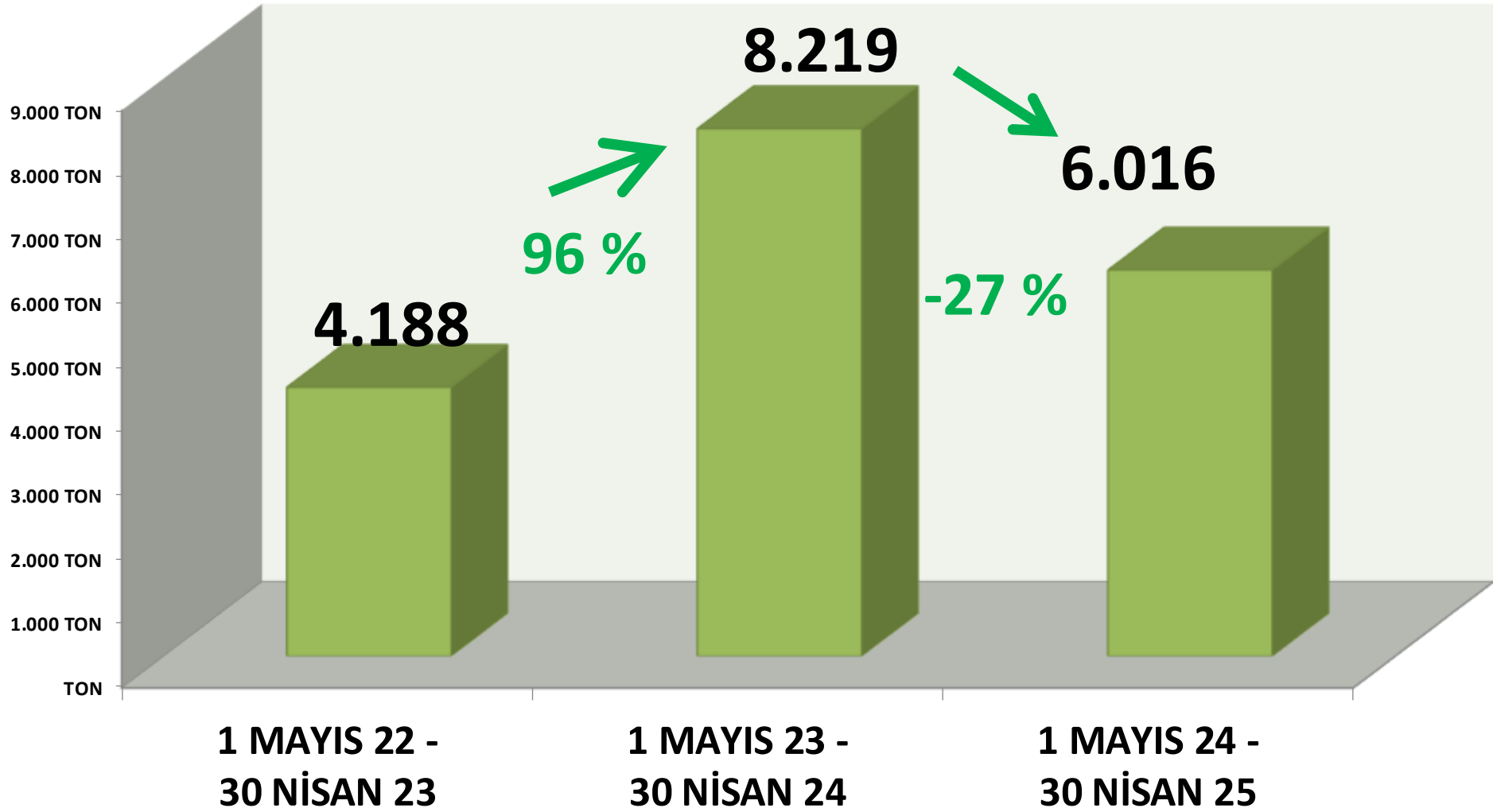
# AYLIK MAHLIÇ PAMUK İŞLEM MİKTARI (TON)



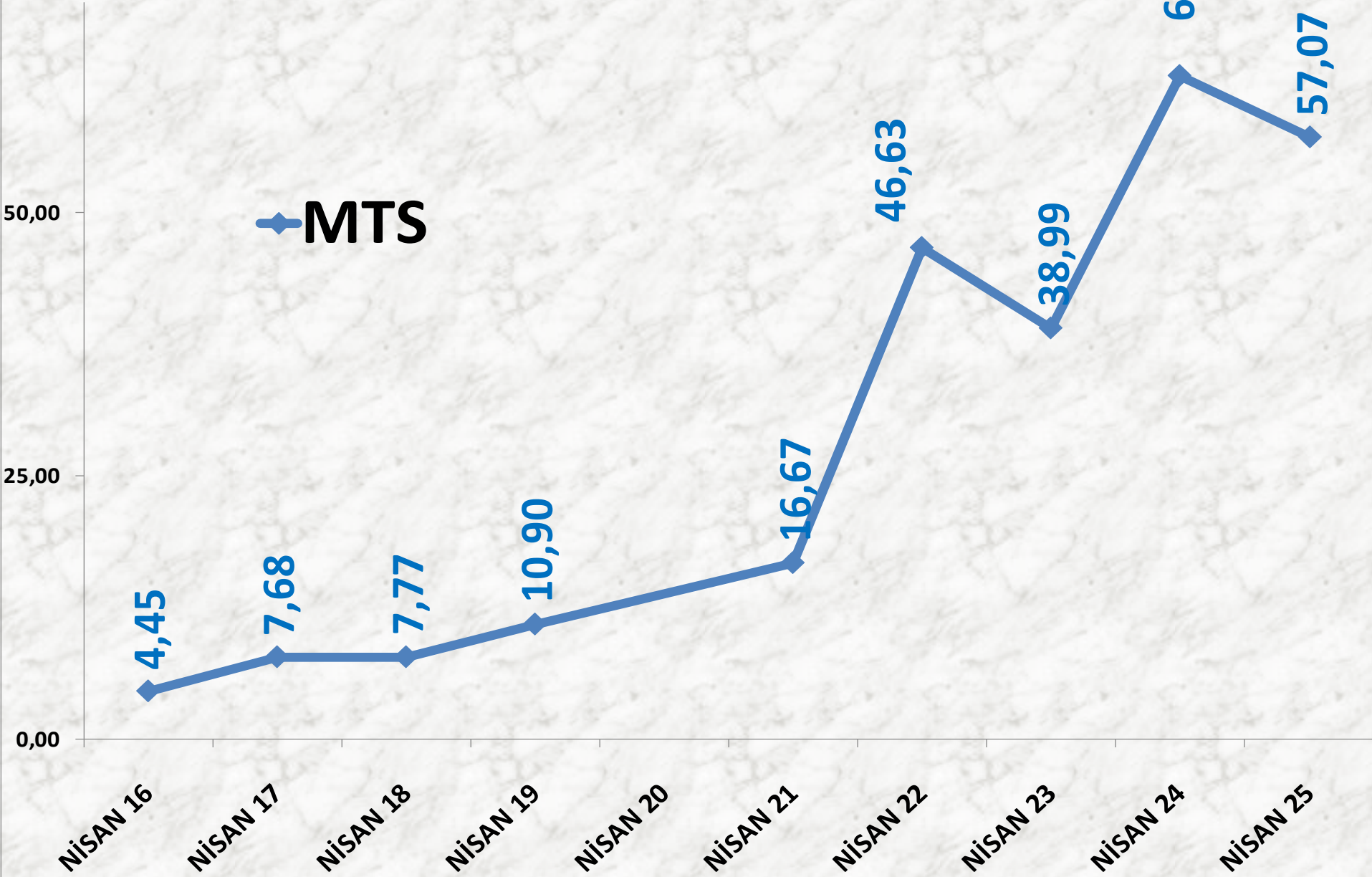


**AYLIK MAHLIÇ PAMUK MTS İŞLEM MİKTARI ORANLARI**

# YILLIK MAHLIÇ PAMUK İŞLEM MİKTARI



# NİSAN AYLARI MAHLİÇ PAMUK FİYAT TRENDİ (TL)



# KEKİK

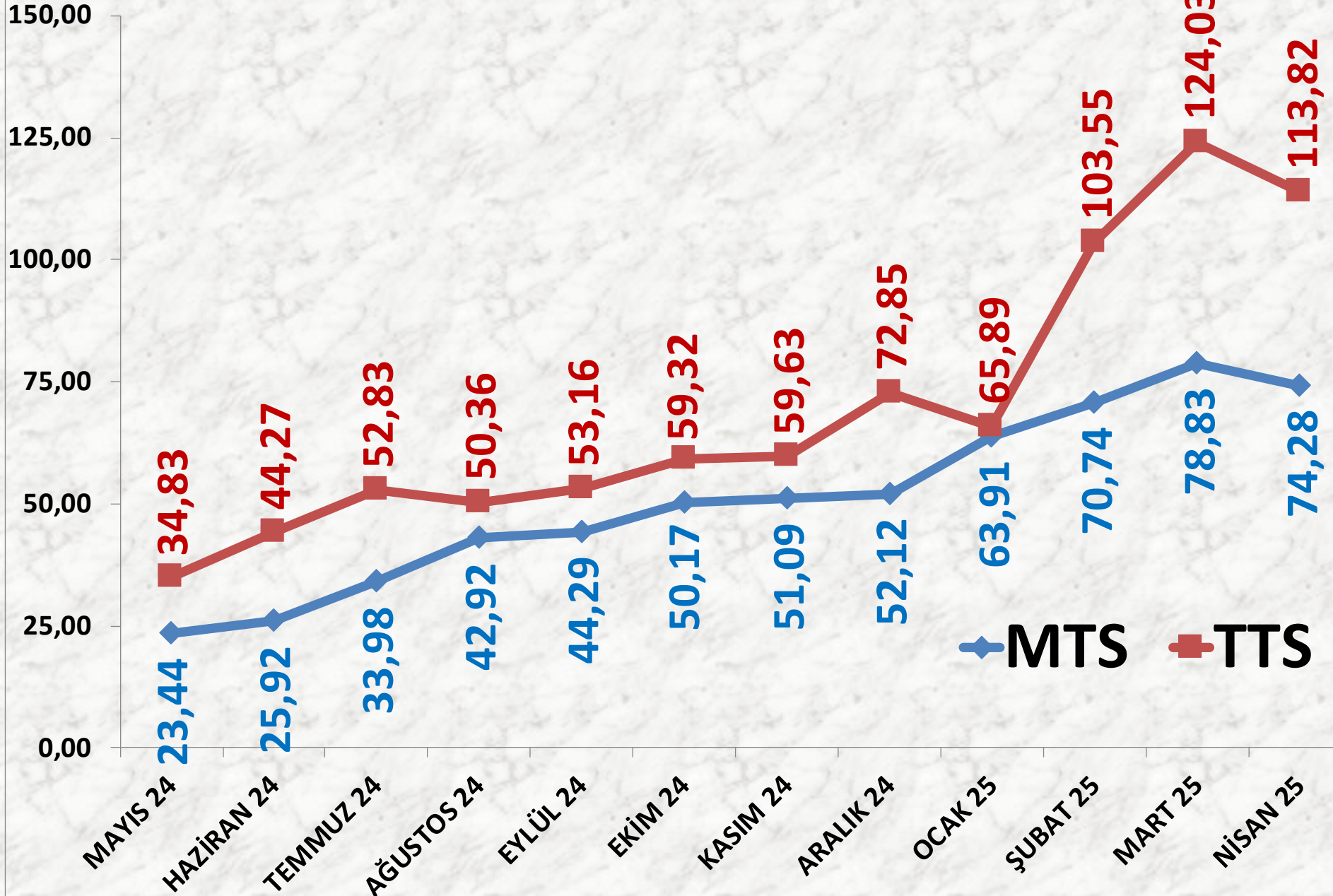
<b>İŞLEM MİKTARI TON</b>	<b>2023 NİSAN</b>	<b>2024 NİSAN</b>		<b>2025 NİSAN</b>	
MTS	992 TON	30%	1.286 TON	-58%	544 TON
TTS	799 TON	46%	1.170 TON	-58%	496 TON

<b>EN AZ FİYAT</b>	<b>2023 NİSAN</b>	<b>2024 NİSAN</b>		<b>2025 NİSAN</b>	
MTS	11,55 TL	21%	13,99 TL	174%	38,27 TL
TTS	15,00 TL	-23%	11,50 TL	230%	38,00 TL

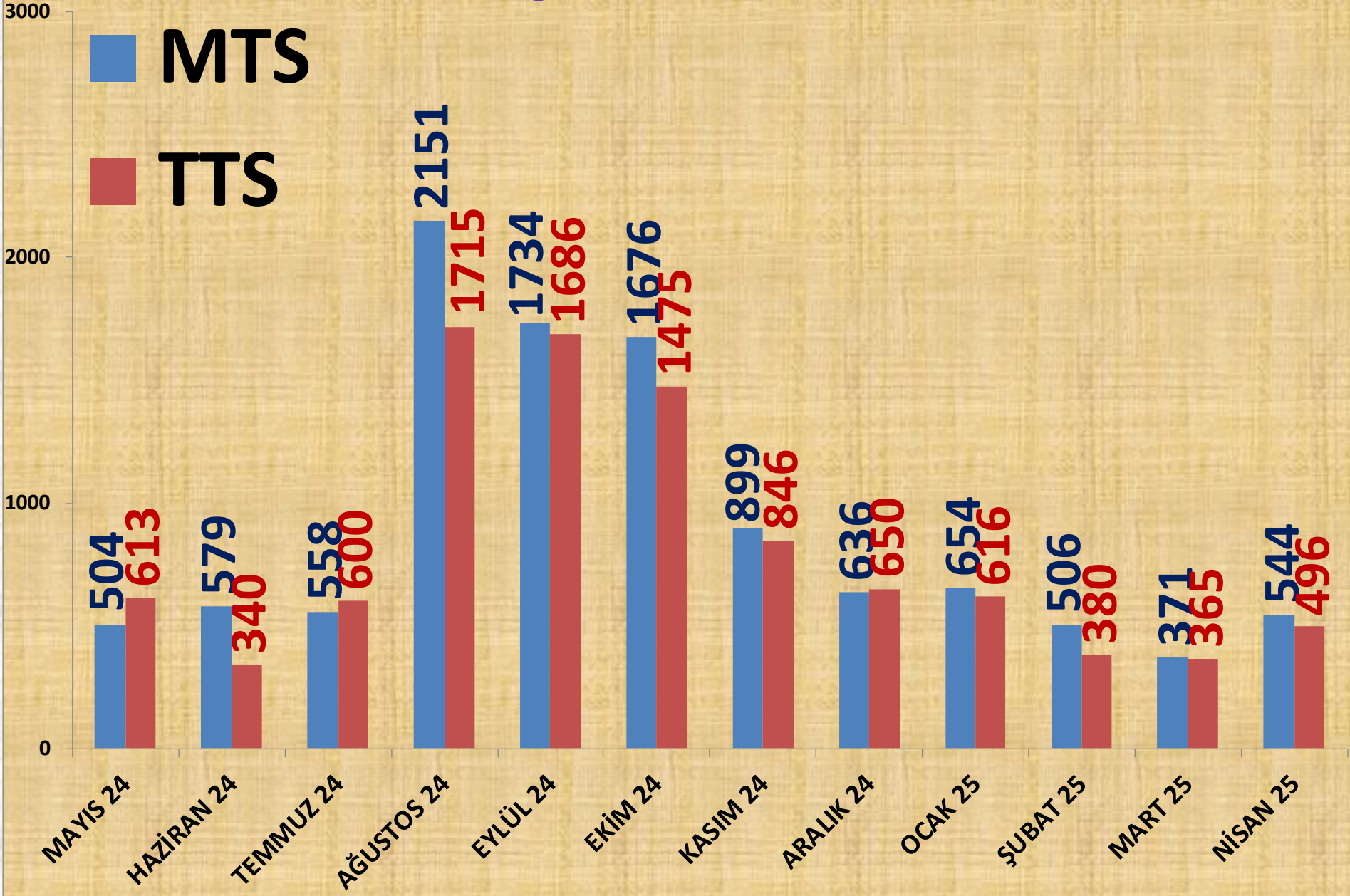
<b>EN ÇOK FİYAT</b>	<b>2023 NİSAN</b>	<b>2024 NİSAN</b>		<b>2025 NİSAN</b>	
MTS	32,79 TL	13%	37,00 TL	184%	105,00 TL
TTS	48,00 TL	92%	92,00 TL	139%	220,00 TL

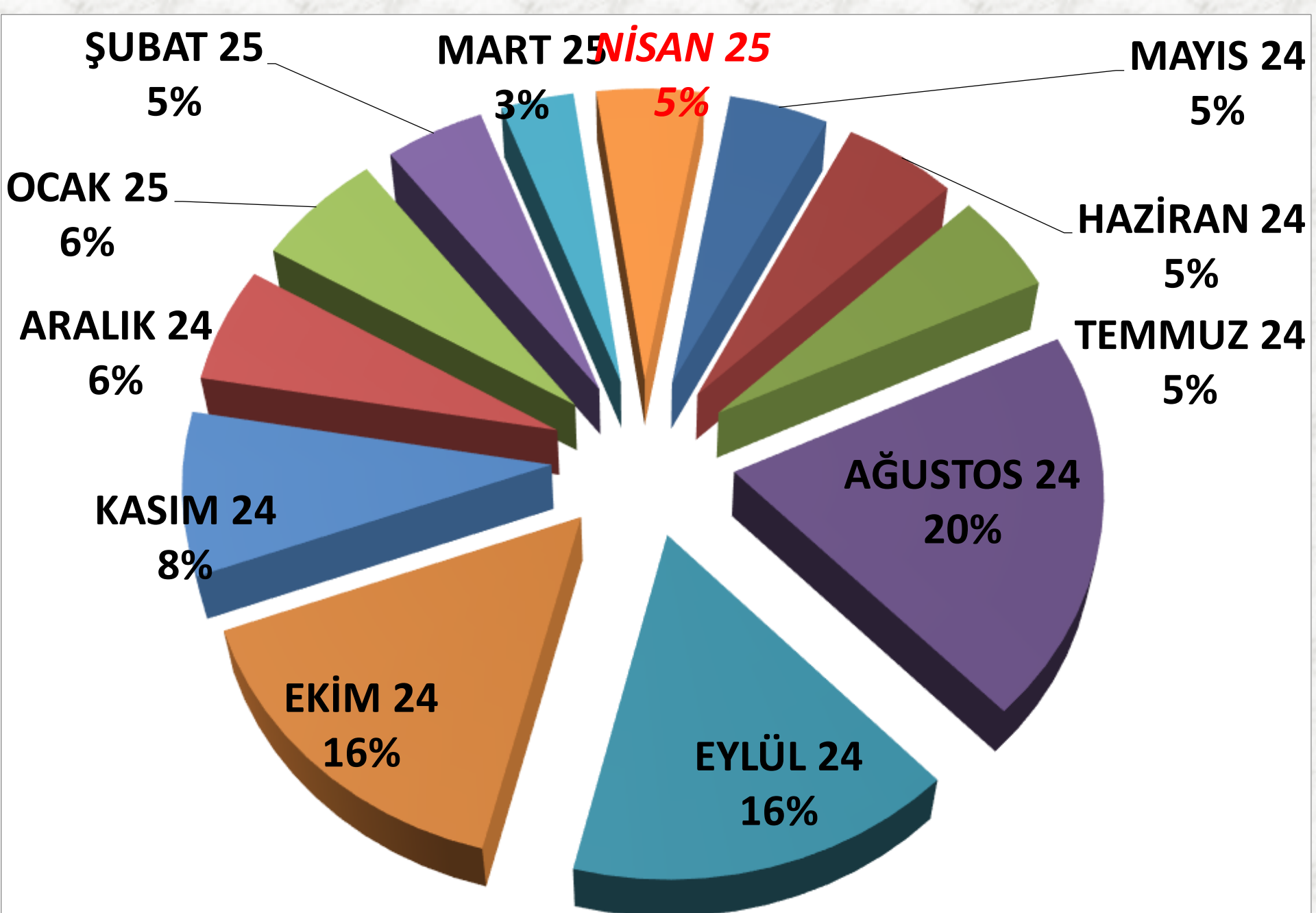
<b>ORTALAMA FİYAT</b>	<b>2023 NİSAN</b>	<b>2024 NİSAN</b>		<b>2025 NİSAN</b>	
MTS	22,91 TL	-15%	19,55 TL	280%	74,28 TL
TTS	24,20 TL	13%	27,27 TL	317%	113,82 TL

# AYLIK KEKİK FİYAT TRENDİ<sub>(TL)</sub>



# AYLIK KEKİK İŞLEM MİKTARI (TON)



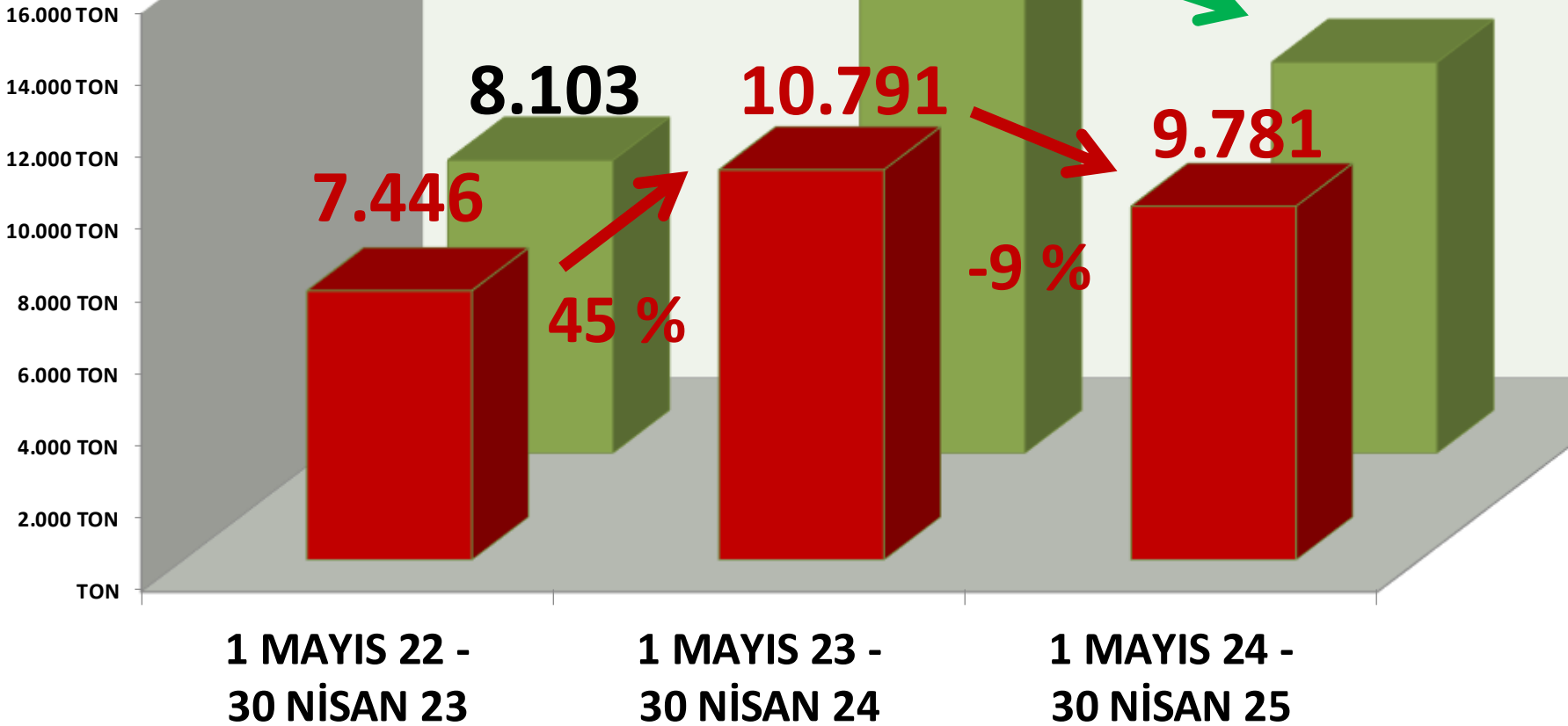


**AYLIK KEKİK MTS İŞLEM MİKTARI ORANLARI**

■ TTS

# YILLIK KEKİK İŞLEM MİKTARI (TON)

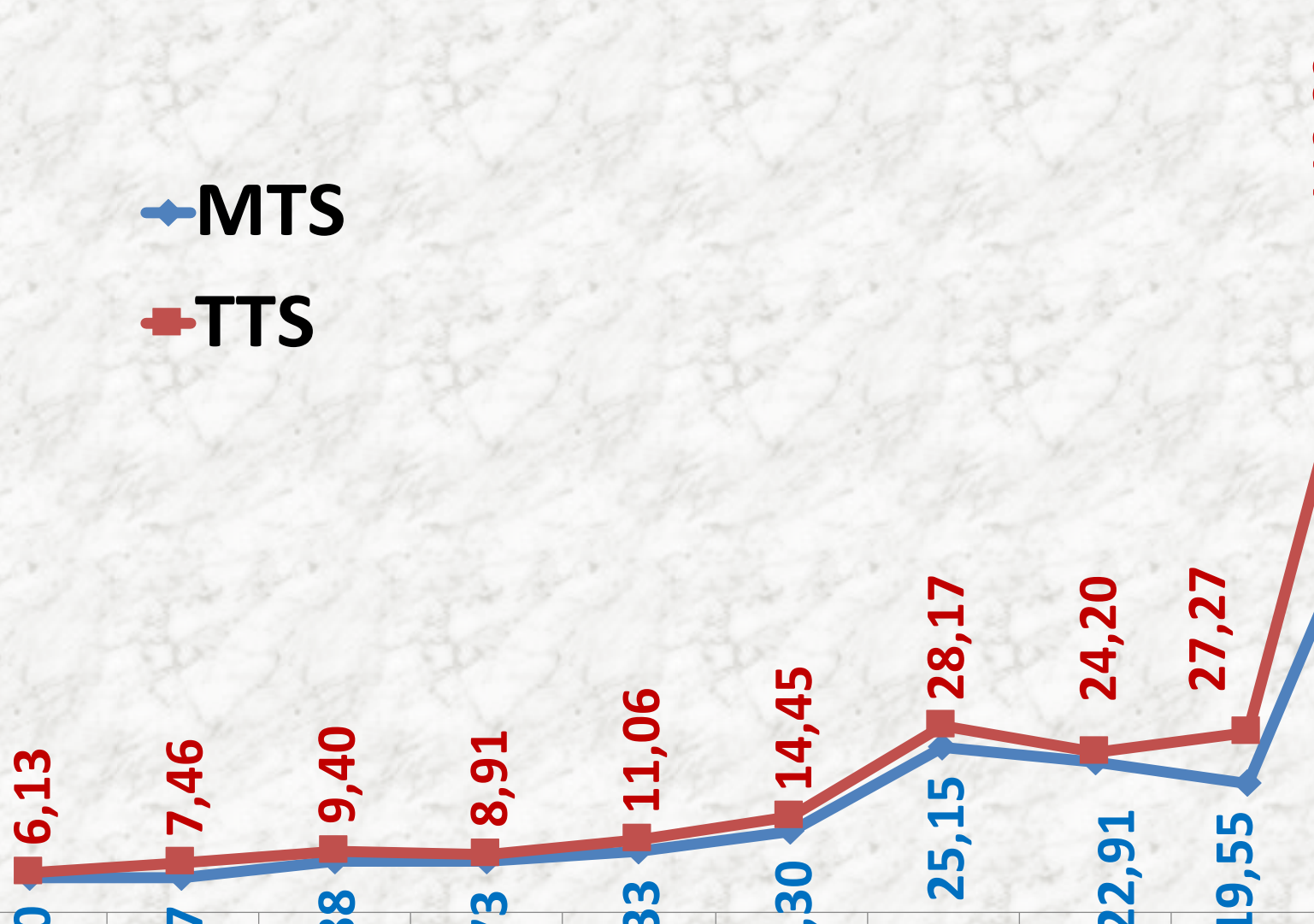
■ MTS



# NİSAN AYLARI KEKİK FİYAT TRENDİ (TL)

◆ MTS  
■ TTS

NİSAN 16  
NİSAN 17  
NİSAN 18  
NİSAN 19  
NİSAN 20  
NİSAN 21  
NİSAN 22  
NİSAN 23  
NİSAN 24  
NİSAN 25



# ANASON

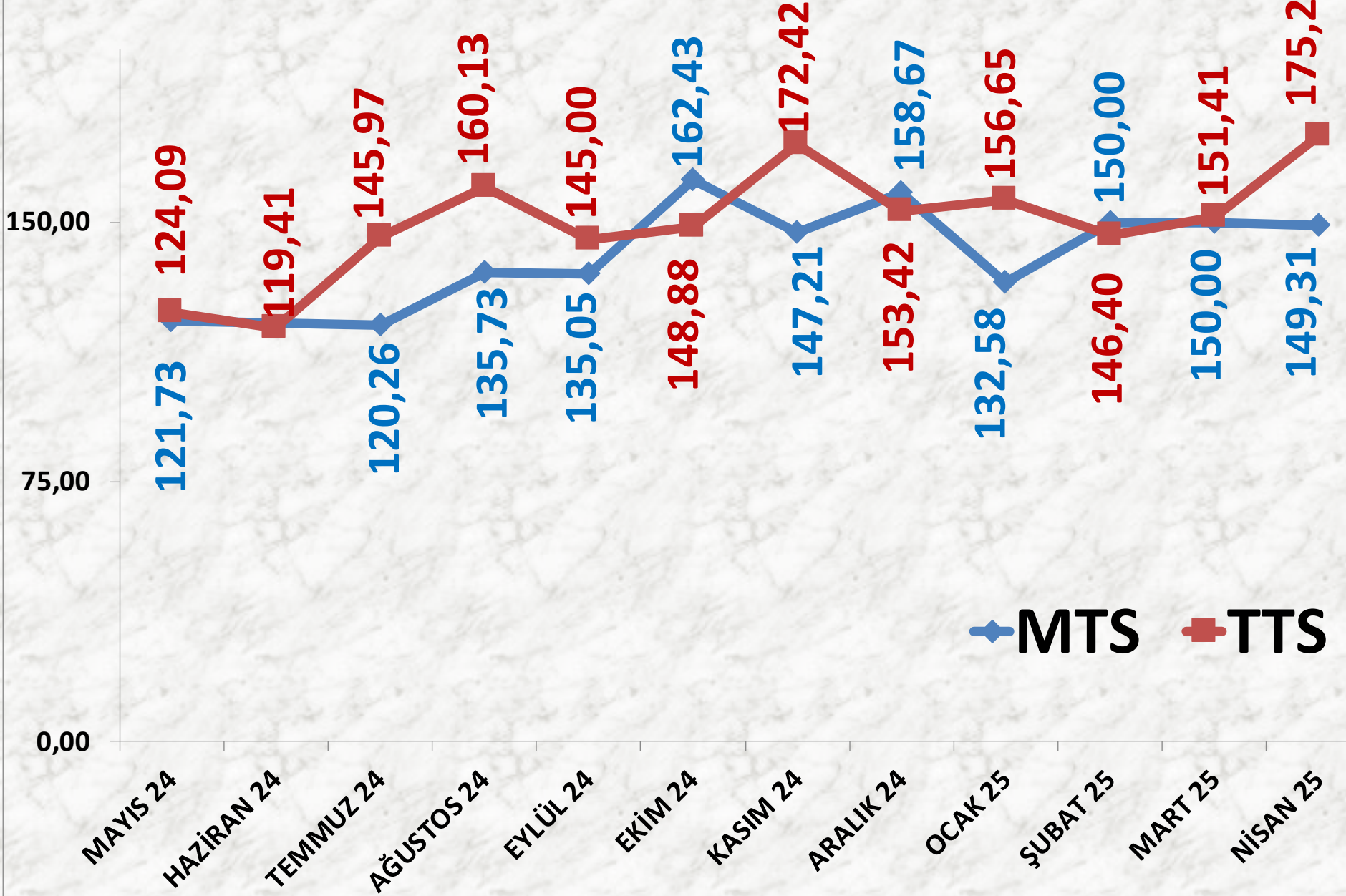
<b>İŞLEM MİKTARI TON</b>	<b>2023 NİSAN</b>	<b>2024 NİSAN</b>		<b>2025 NİSAN</b>	
MTS	1 TON	2695%	15 TON	392%	74 TON
TTS	110 TON	43%	157 TON	-98%	3 TON

<b>EN AZ FİYAT</b>	<b>2023 NİSAN</b>	<b>2024 NİSAN</b>		<b>2025 NİSAN</b>	
MTS	55,74 TL	115%	119,67 TL	23%	146,94 TL
TTS	58,00 TL	107%	120,00 TL	42%	170,00 TL

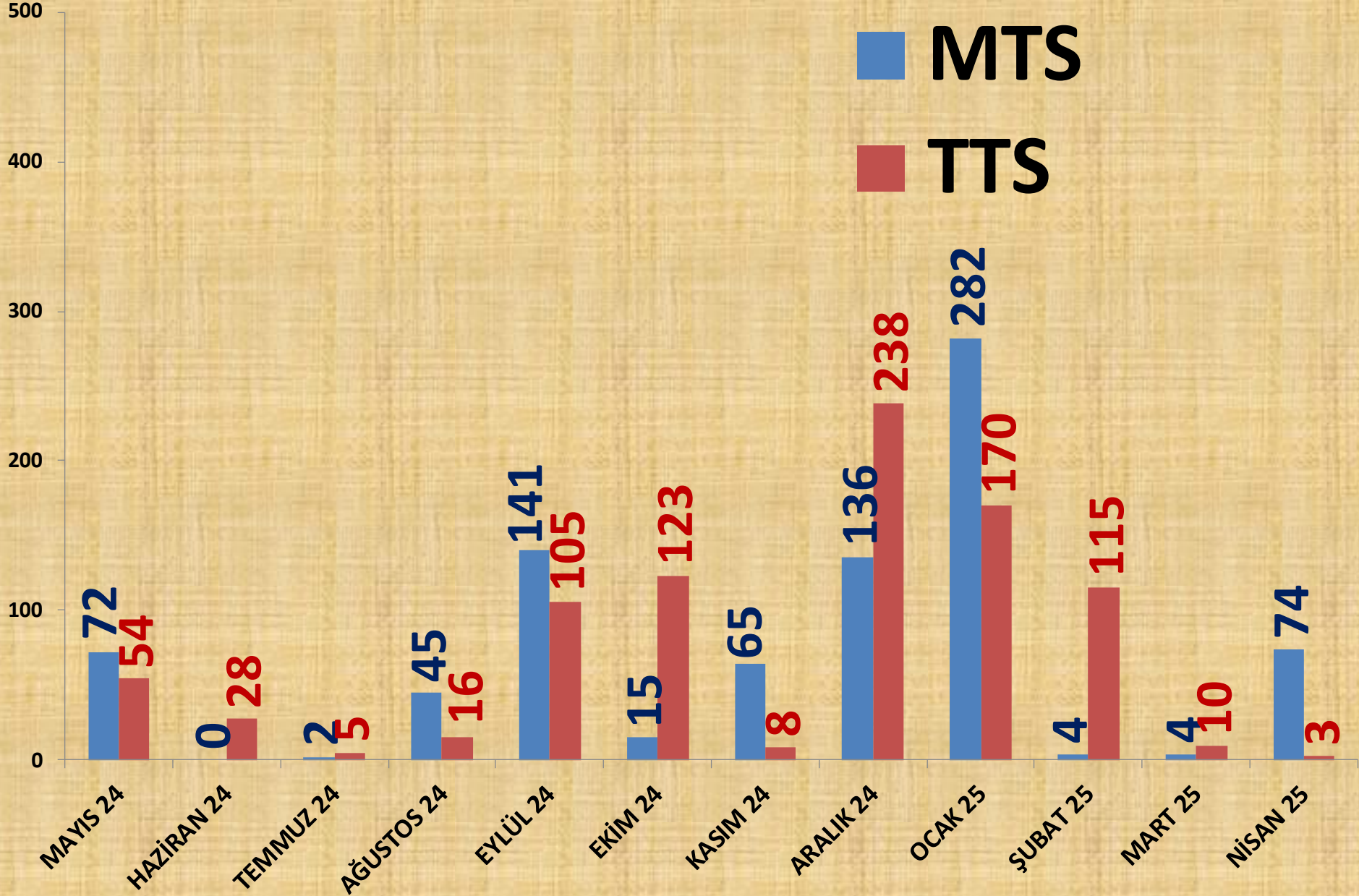
<b>EN ÇOK FİYAT</b>	<b>2023 NİSAN</b>	<b>2024 NİSAN</b>		<b>2025 NİSAN</b>	
MTS	55,74 TL	142%	135,01 TL	15%	155,00 TL
TTS	76,23 TL	95%	148,96 TL	34%	200,00 TL

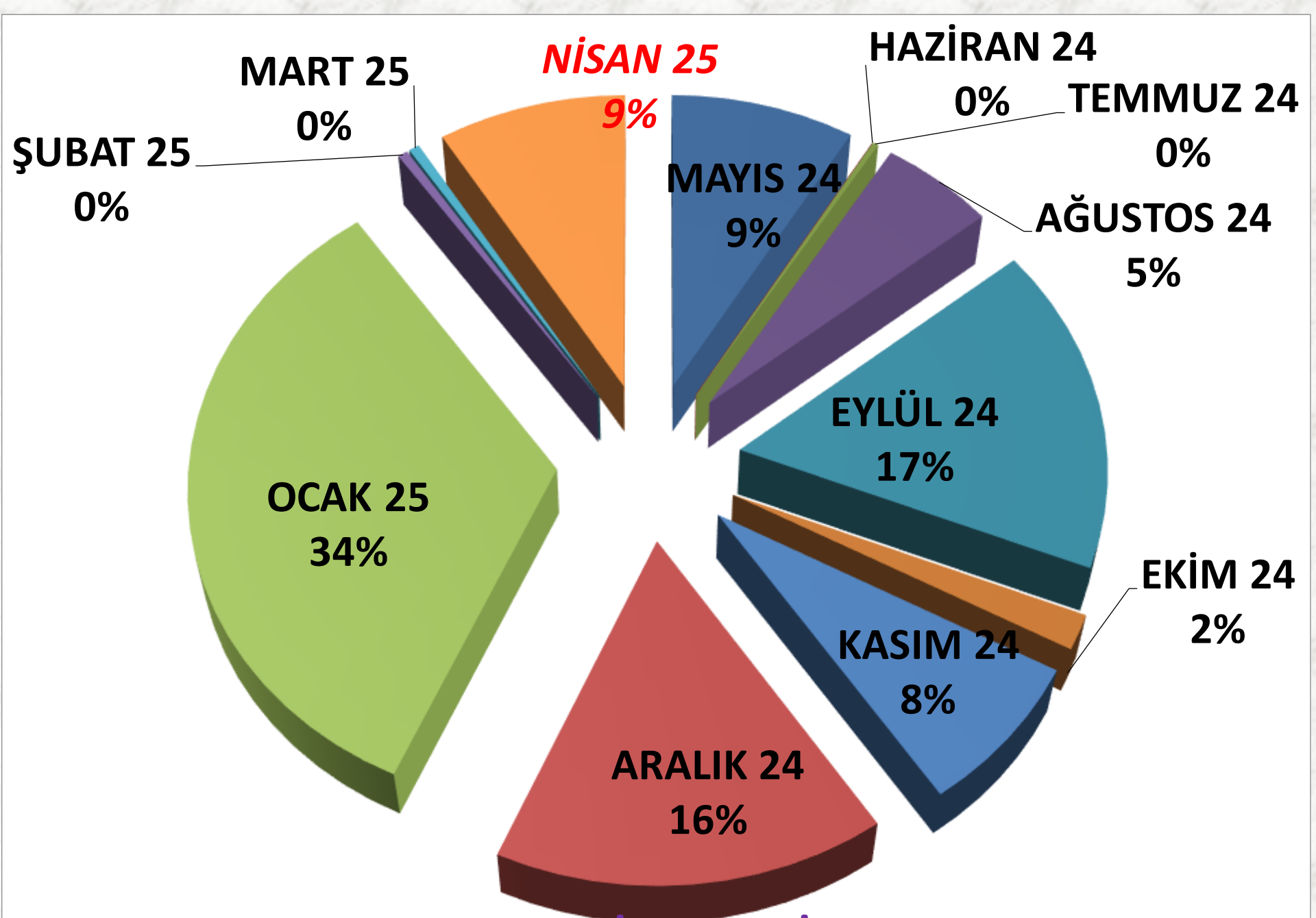
<b>ORTALAMA FİYAT</b>	<b>2023 NİSAN</b>	<b>2024 NİSAN</b>		<b>2025 NİSAN</b>	
MTS	55,74 TL	129%	127,92 TL	17%	149,31 TL
TTS	58,88 TL	105%	120,48 TL	45%	175,27 TL

# AYLIK ANASON FİYAT TRENDİ (TL)



# AYLIK ANASON İŞLEM MİKTARI (TON)



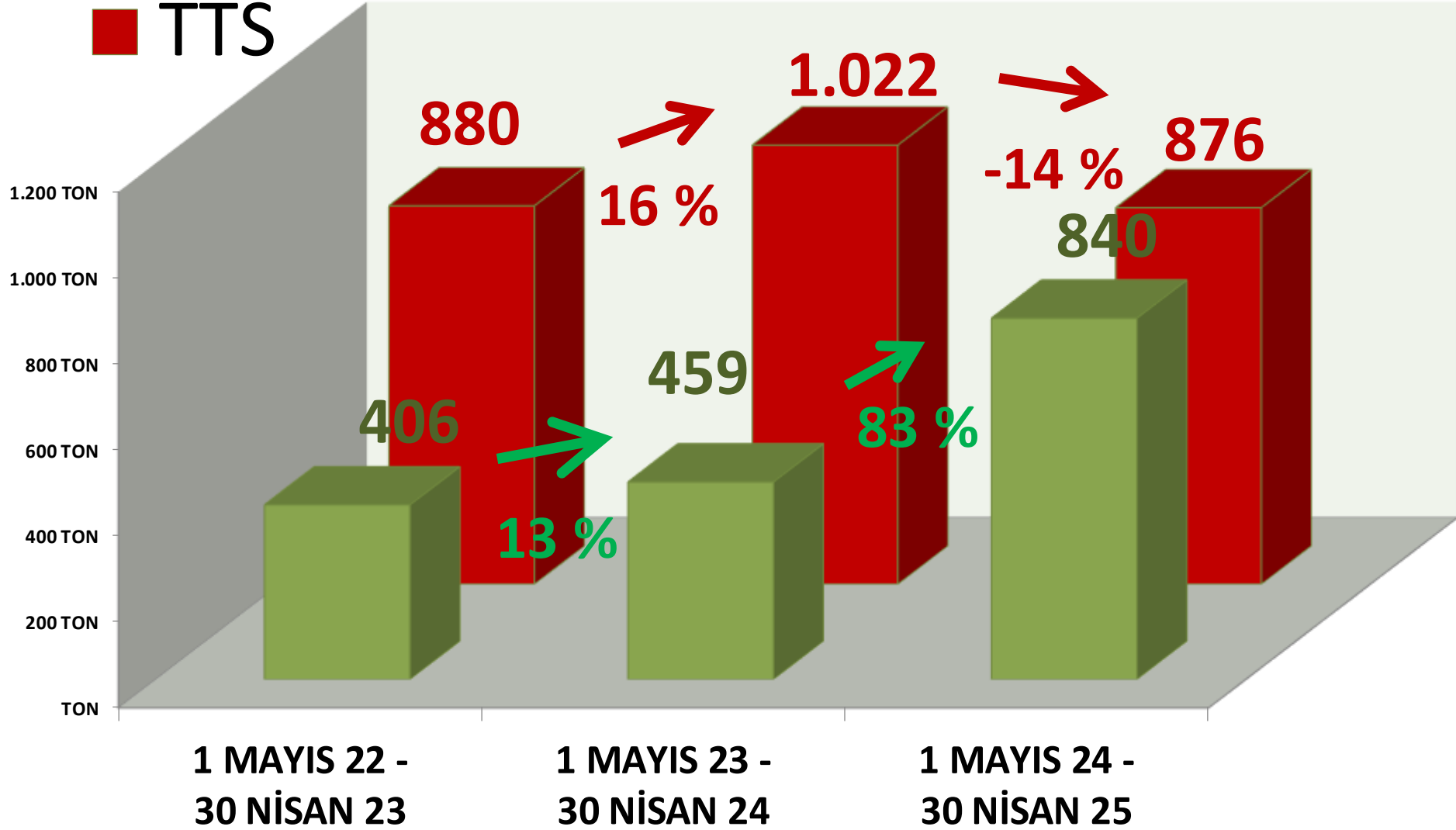


**AYLIK ANASON MTS İŞLEM MİKTARI ORANLARI**

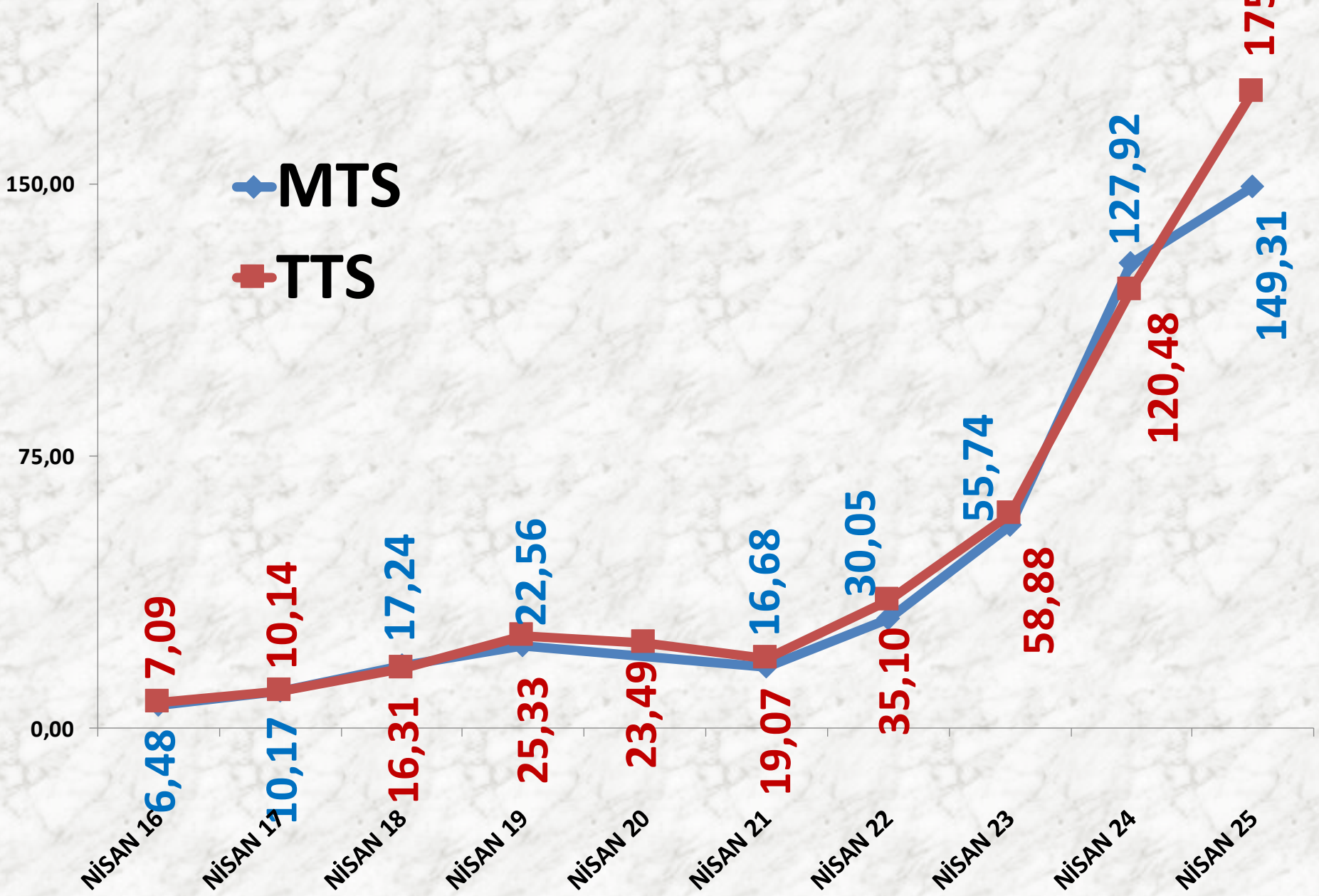
■ MTS

# YILLIK ANASON İŞLEM MİKTARI (TON)

■ TTS



# NİSAN AYLARI ANASON FİYAT TRENDİ (TL)



# YAPRAK TÜTÜN

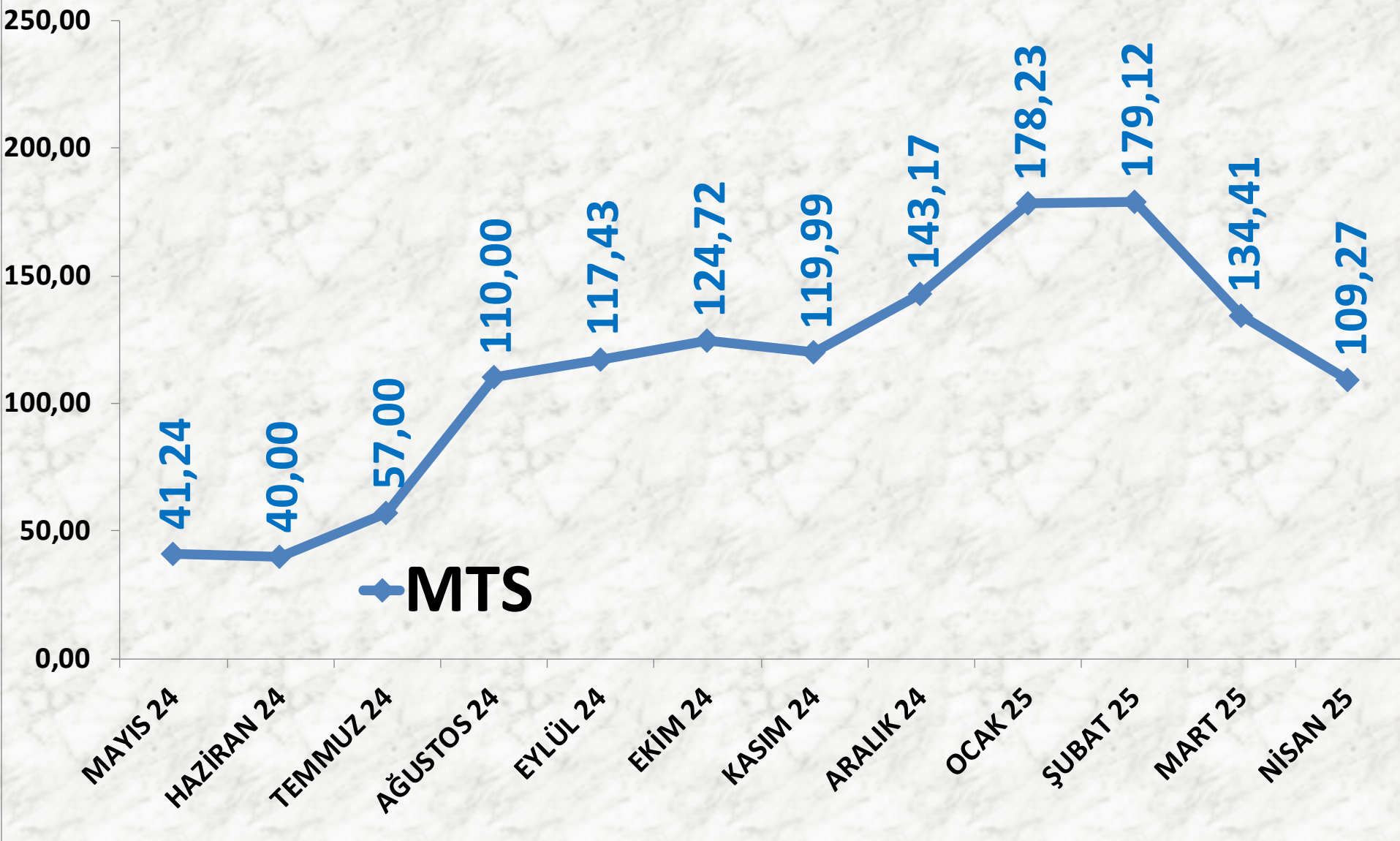
<b>İŞLEM MİKTARI TON</b>	<b>2023 NİSAN</b>	<b>2024 NİSAN</b>		<b>2025 NİSAN</b>	
MTS	684 TON	-89%	78 TON	-79%	16 TON

<b>EN AZ FİYAT</b>	<b>2023 NİSAN</b>	<b>2024 NİSAN</b>		<b>2025 NİSAN</b>	
MTS	22,00 TL	111%	46,34 TL	116%	100,00 TL

<b>EN ÇOK FİYAT</b>	<b>2023 NİSAN</b>	<b>2024 NİSAN</b>		<b>2025 NİSAN</b>	
MTS	70,00 TL	-34%	46,38 TL	288%	180,00 TL

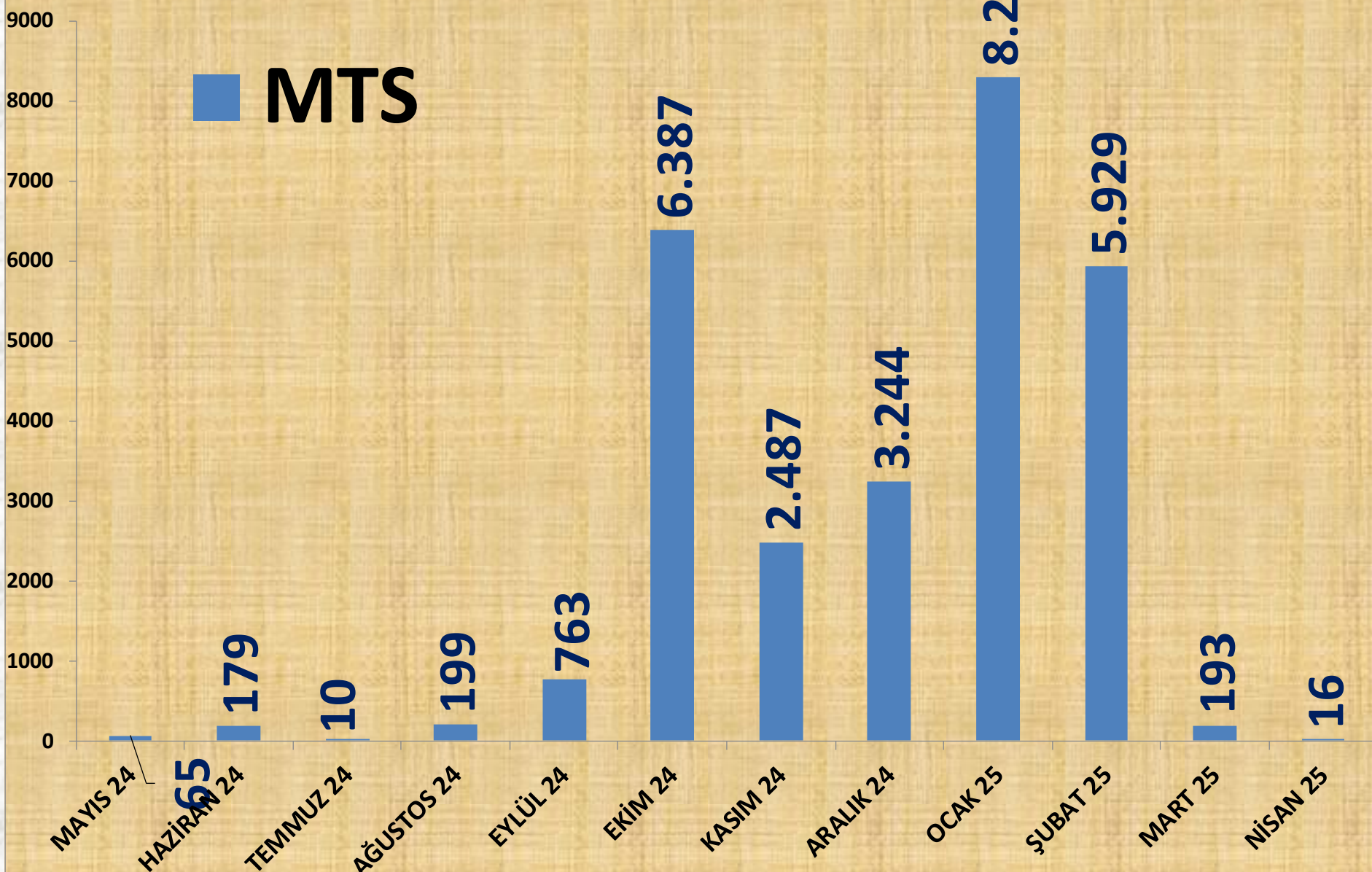
<b>ORTALAMA FİYAT</b>	<b>2023 NİSAN</b>	<b>2024 NİSAN</b>		<b>2025 NİSAN</b>	
MTS	51,88 TL	-11%	46,36 TL	136%	109,27 TL

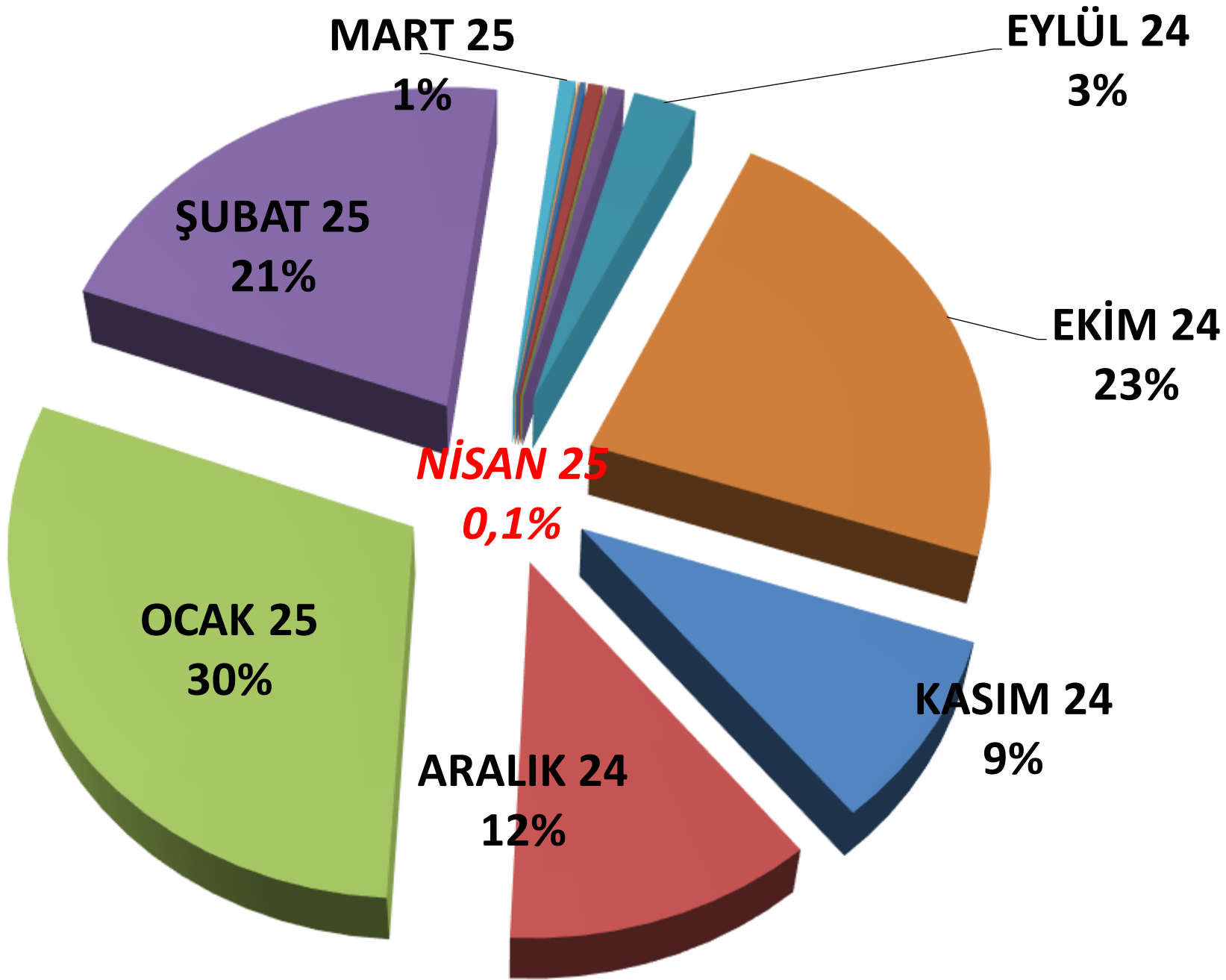
# AYLIK TÜTÜN FİYAT TRENDİ (TL)



# AYLIK TÜTÜN İŞLEM MİKTARI (TON)

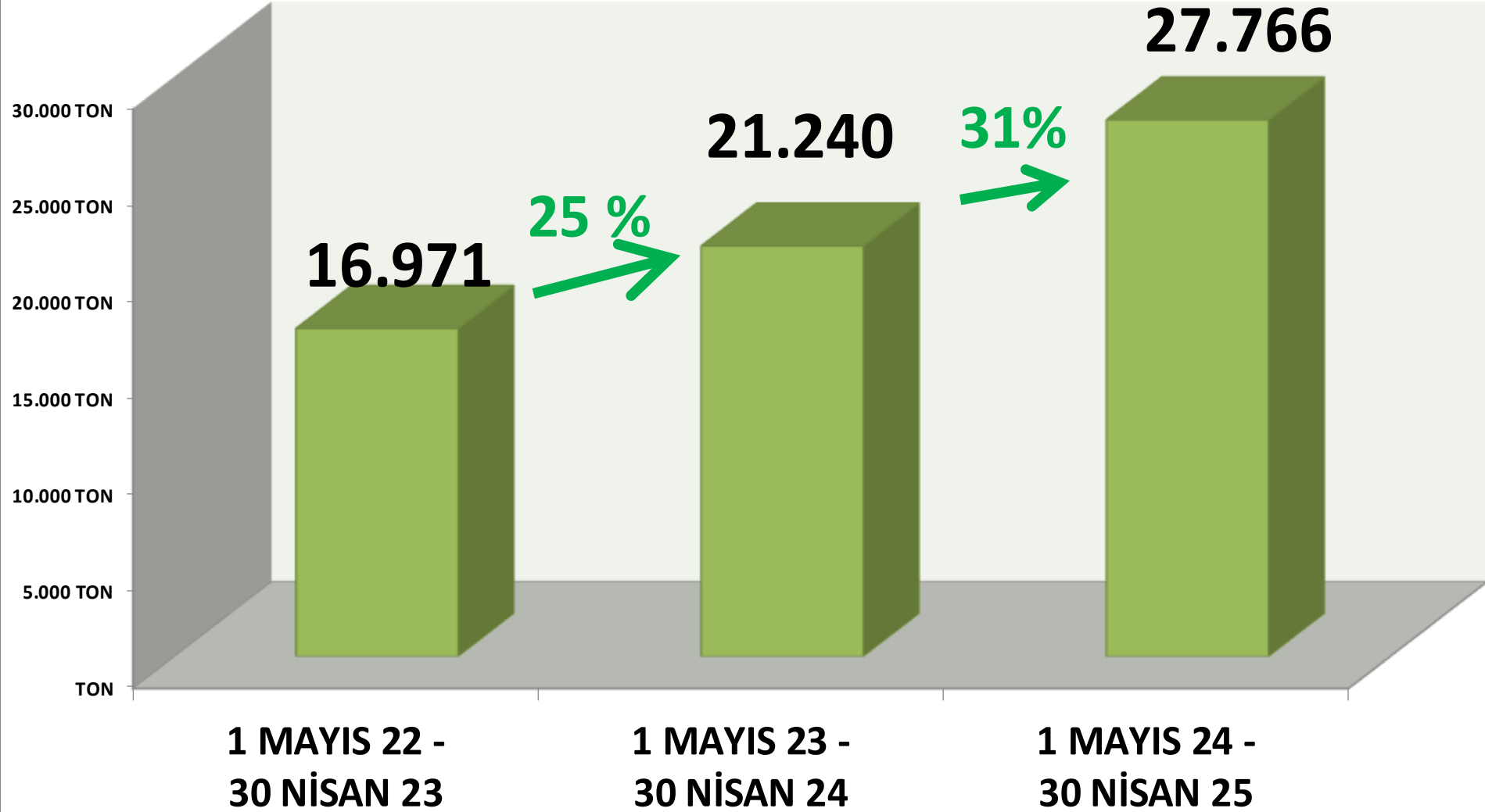
■ MTS





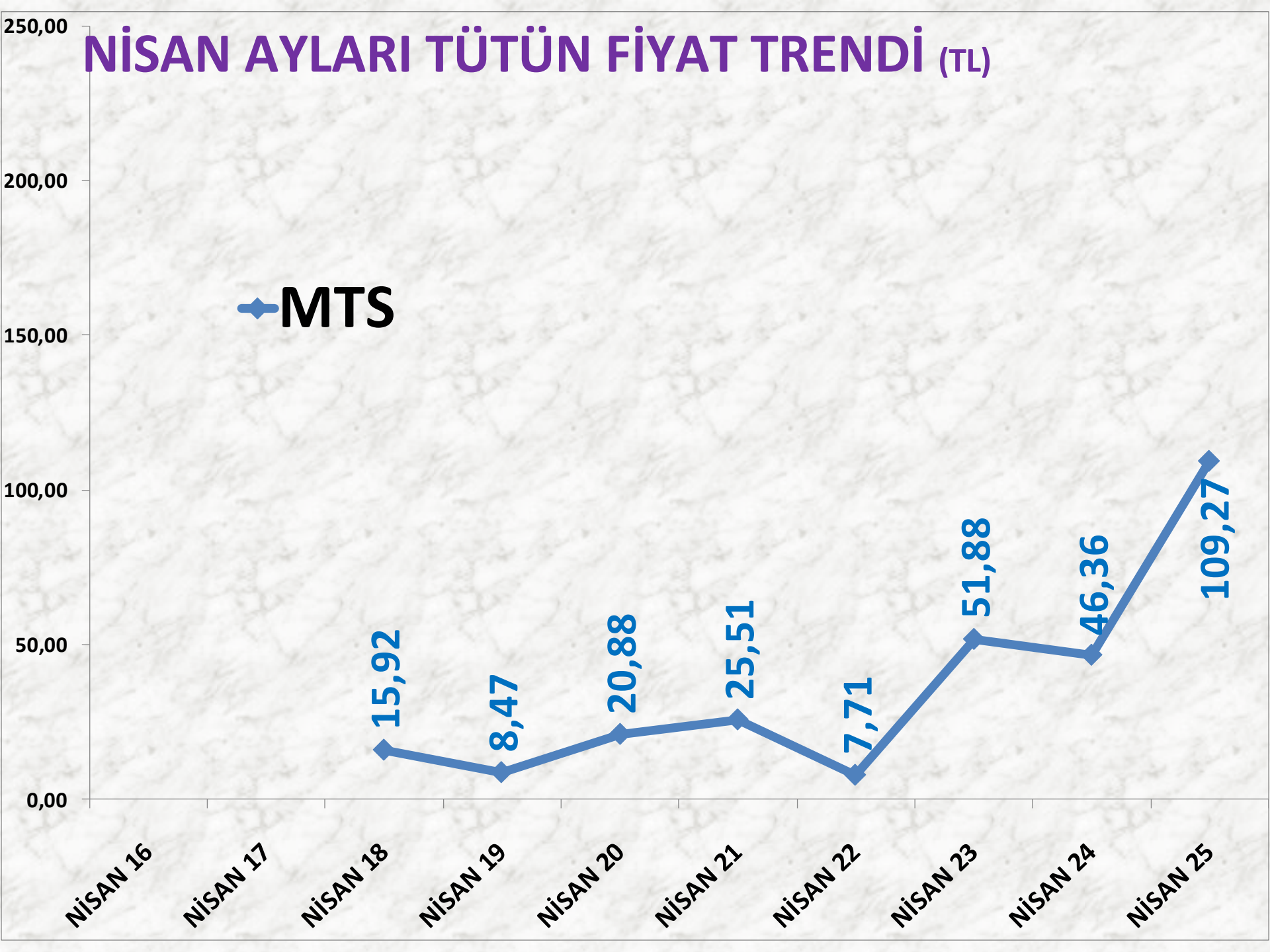
**AYLIK TÜTÜN MTS İŞLEM MİKTARI ORANLARI**

# YILLIK TÜTÜN İŞLEM MİKTARI (TON)



# NİSAN AYLARI TÜTÜN FİYAT TRENDİ (TL)

◆ MTS



# KASAPLIK CANLI HAYVAN

## BÜYÜKBAŞ İŞLEM MİKTARI

İŞLEM MİKTARI ADET	2023 NİSAN	2024 NİSAN		2025 NİSAN	
MTS	1.299 ADET	18%	1.527 ADET	69%	2.574 ADET
TTS	156 ADET	62%	252 ADET	99%	501 ADET

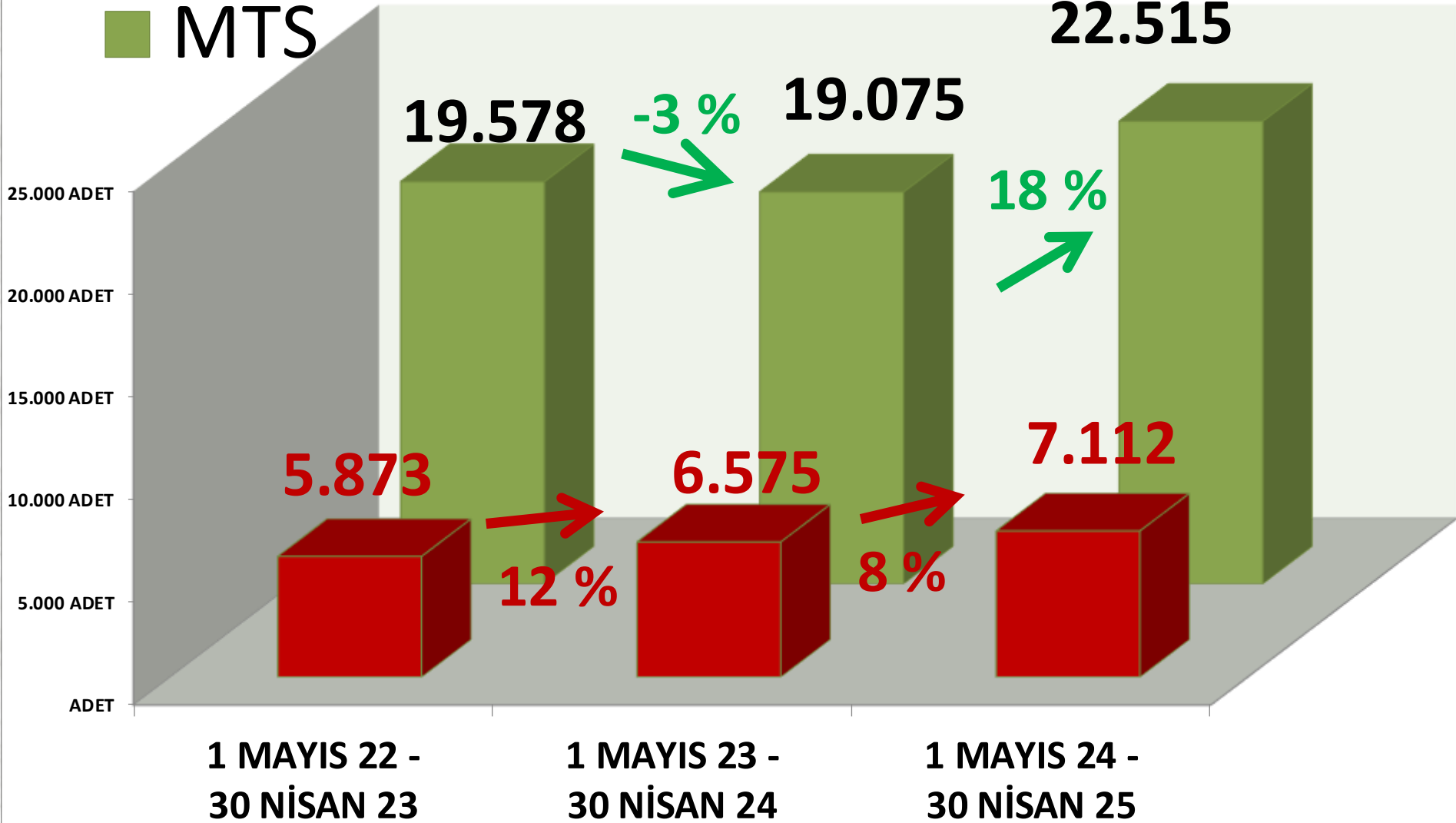
## KÜÇÜKBAŞ İŞLEM MİKTARI

İŞLEM MİKTARI ADET	2023 NİSAN	2024 NİSAN		2025 NİSAN	
MTS	5.206 ADET	22%	6.334 ADET	27%	8.018 ADET
TTS	2.628 ADET	-89%	296 ADET	125%	665 ADET

■ TTS

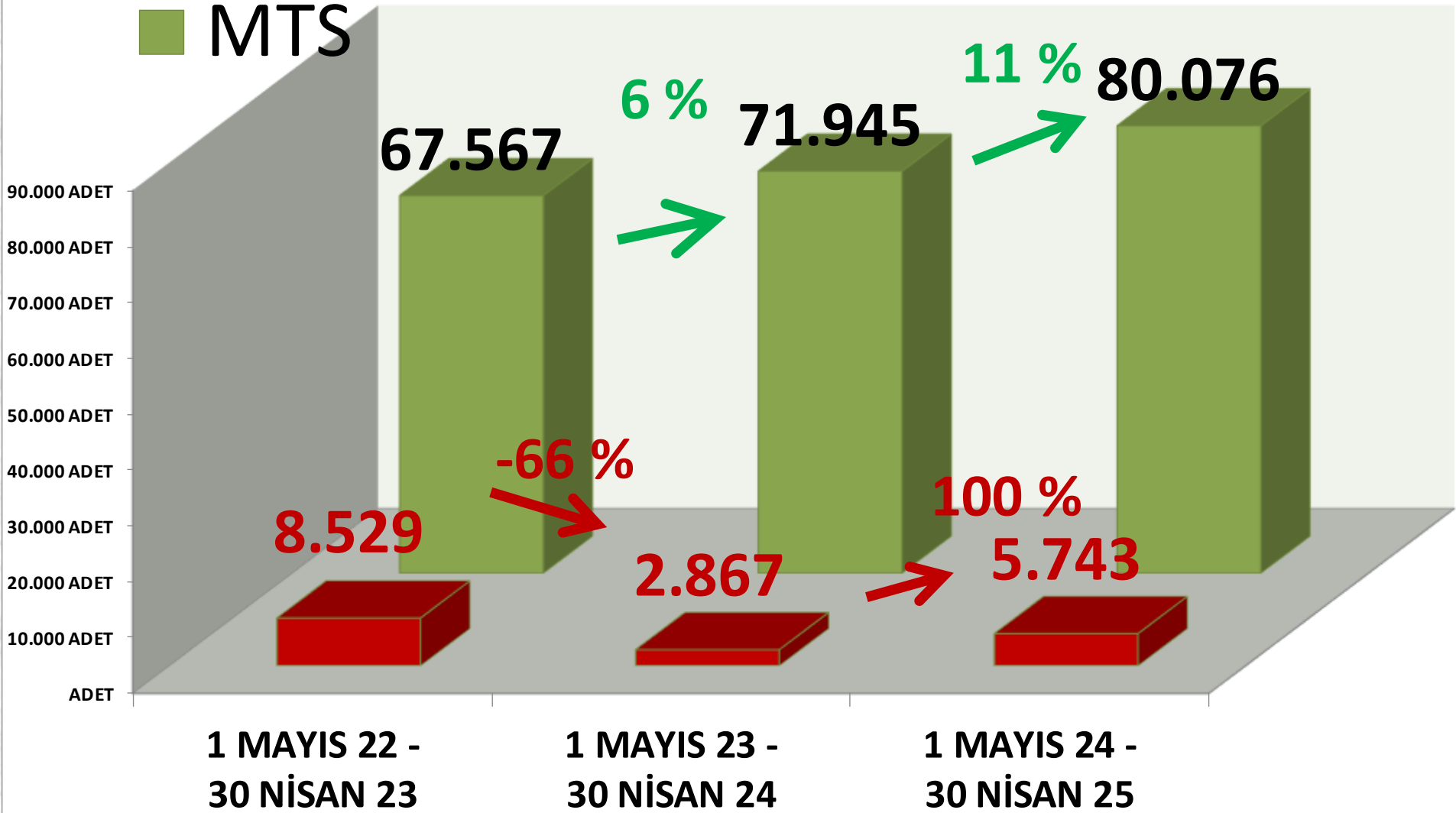
# YILLIK BÜYÜKBAŞ İŞLEM MİKTARI (TON)

■ MTS



# TTS YILLIK KÜÇÜKBAŞ İŞLEM MİKTARI (TON)

■ MTS





DINLEDİĞİNİZ İÇİN  
TEŞEKKÜR EDERİM

RECEP MENGİ

