

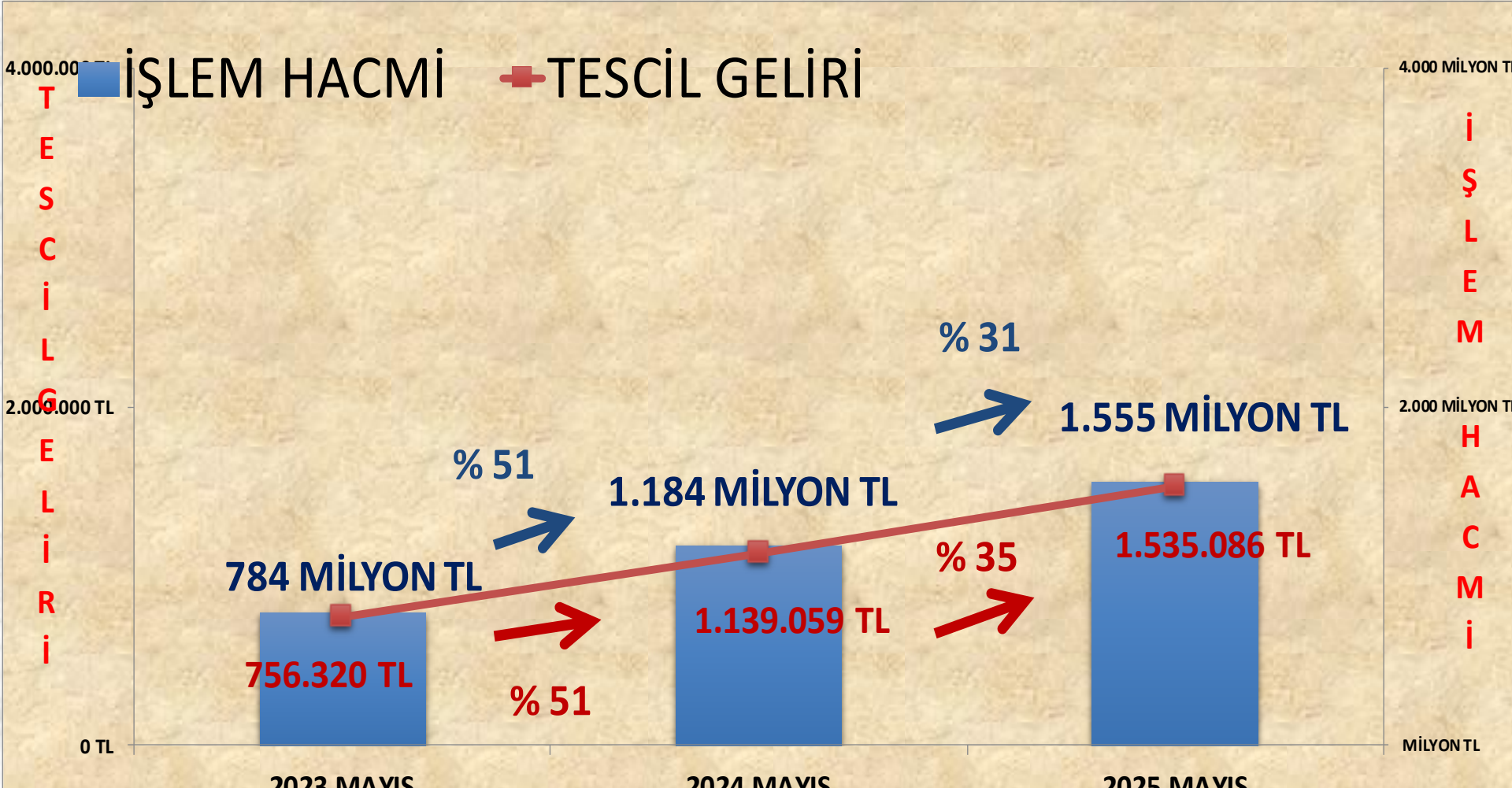


MAYIS 2025 TESCİL SUNUMU



İŞLEM HACMİ VE TESCİL GELİRİ VERİLERİ

	2023 MAYIS		2024 MAYIS		2025 MAYIS
İŞLEM HACMİ	784 MİLYON TL	51%	1.184 MİLYON TL	31%	1.555 MİLYON TL
TESCİL GELİRİ	756.320 TL	51%	1.139.059 TL	35%	1.535.086 TL



2024 MAYIS

ÜRÜN GRUBU	Miktar(kg./lt/adet)	Tutar(TL)
BAKLIYAT VE MAMÜLLERİ	305.580	15.340.989
BİTKİSEL YAĞLAR	34.360	9.004.000
KOTASYON DIŐI ÜRÜNLER	38.603.351	655.635.152
HAM DERİLER VE BAĞIRSAKLAR	5.117	96.402
HAYVANSAL YAĞLAR	133	39.820
HUBUBAT .	7.646.006	73.880.368
HUBUBAT MAMÜLLERİ	82.955	1.094.075
KASAPLIK CANLI HAYVANLAR	8.142	185.404.357
KURU MEYVELER	1.113.510	91.377.527
ORMAN MAHSÜLLERİ	96.618	5.185.349
TEKSTİL HAMMADDELERİ	644.095	35.752.003
YAĞLI TOHUMLAR	2.372.702	111.551.894
<u>TOPLAM</u>	50.912.570	1.184.361.937

2025 MAYIS

ÜRÜN GRUBU	Miktar(kg./lt/adet)	Tutar(TL)
BAKLİYAT VE MAMÜLLERİ	316.675	17.180.706
BİTKİSEL YAĞLAR	0	0
KOTASYON DIŞI ÜRÜNLER	39.454.644	802.543.432
HAM DERİLER VE BAĞIRSAKLAR	5.960	144.120
HAYVANSAL YAĞLAR	282	80.353
HUBUBAT .	6.719.588	85.865.651
HUBUBAT MAMÜLLERİ	265.175	4.483.740
KASAPLIK CANLI HAYVANLAR	8.844	388.990.613
KURU MEYVELER	599.444	53.540.692
ORMAN MAHSÜLLERİ	242.980	12.169.052
TEKSTİL HAMMADDELERİ	84.489	5.179.579
YAĞLI TOHUMLAR	3.916.405	184.829.755
<u>TOPLAM</u>	<i>51.614.485</i>	<i>1.555.007.693</i>

2024 MAYIS - 2025 MAYIS DEĞİŞİM

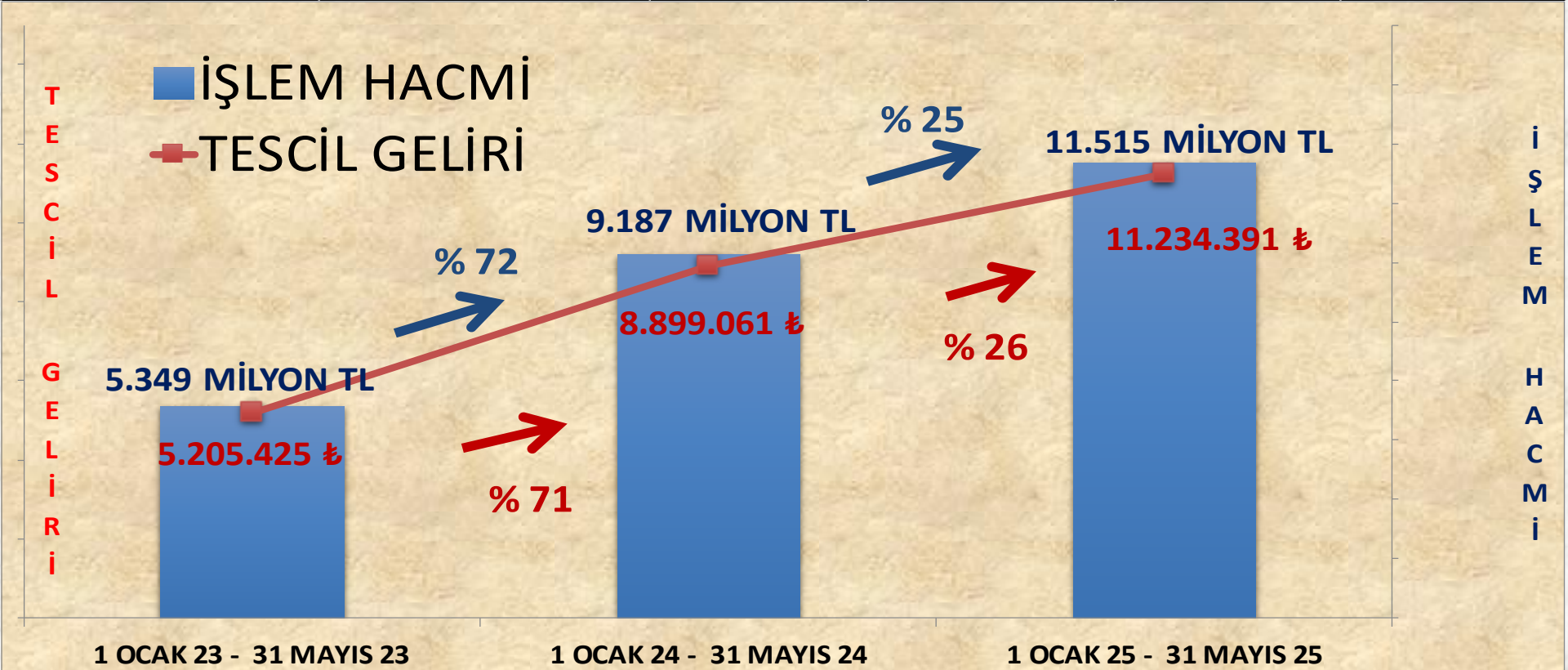
ÜRÜN GRUBU	Miktar(kg./lt/adet)	Tutar(TL)
BAKLİYAT VE MAMÜLLERİ	11.095	1.839.717
BİTKİSEL YAĞLAR	-34.360	-9.004.000
KOTASYON DIŞI ÜRÜNLER	851.293	146.908.279
HAM DERİLER VE BAĞIRSAKLAR	843	47.719
HAYVANSAL YAĞLAR	149	40.533
HUBUBAT .	-926.418	11.985.282
HUBUBAT MAMÜLLERİ	182.220	3.389.665
KASAPLIK CANLI HAYVANLAR	702	203.586.256
KURU MEYVELER	-514.067	-37.836.835
ORMAN MAHSÜLLERİ	146.362	6.983.704
TEKSTİL HAMMADDELERİ	-559.606	-30.572.425
YAĞLI TOHUMLAR	1.543.702	73.277.861
<u>TOPLAM</u>	701.915	370.645.756

2024 MAYIS - 2025 MAYIS DEĞİŞİM ORANI

ÜRÜN GRUBU	Miktar(kg./lt/adet)	Tutar(TL)
BAKLİYAT VE MAMÜLLERİ	4%	12%
BİTKİSEL YAĞLAR	-100%	-100%
KOTASYON DIŞI ÜRÜNLER	2%	22%
HAM DERİLER VE BAĞIRSAKLAR	16%	49%
HAYVANSAL YAĞLAR	112%	102%
HUBUBAT .	-12%	16%
HUBUBAT MAMÜLLERİ	220%	310%
KASAPLIK CANLI HAYVANLAR	9%	110%
KURU MEYVELER	-46%	-41%
ORMAN MAHSÜLLERİ	151%	135%
TEKSTİL HAMMADDELERİ	-87%	-86%
YAĞLI TOHUMLAR	65%	66%
<u>TOPLAM</u>	1%	31%

İŞLEM HACMİ VE TESCİL GELİRİ VERİLERİ

	1 OCAK 23 - 31 MAYIS 23	1 OCAK 24 - 31 MAYIS 24		1 OCAK 25 - 31 MAYIS 25	
İŞLEM HACMI	5.349 MİLYON TL	72%	9.187 MİLYON TL	25%	11.515 MİLYON TL
TESCİL GELİRİ	5.205.425 TL	71%	8.899.061 TL	26%	11.234.391 TL



1 OCAK - 31 MAYIS 2024

	Miktar(kg./lt/adet)	Tutar(TL)
BAKLİYAT VE MAMÜLLERİ	2.925.382	131.685.357
BİTKİSEL YAĞLAR	34.410	9.026.500
KOTASYON DIŐI ÜRÜNLER	497.025.215	5.614.736.907
HAM DERİLER VE BAĞIRSAKLAR	30.668	564.185
HAYVANSAL YAĞLAR	581	162.594
HUBUBAT .	113.418.333	803.789.718
HUBUBAT MAMÜLLERİ	1.078.649	10.874.014
KASAPLIK CANLI HAYVANLAR	42.743	953.849.115
KURU MEYVELER	3.413.569	256.519.156
ORMAN MAHSÜLLERİ	785.173	19.417.924
TEKSTİL HAMMADDELERİ	19.834.345	466.124.948
YAĞLI TOHUMLAR	23.359.953	920.556.063
<u>TOPLAM</u>	661.949.021	9.187.306.482

1 OCAK - 31 MAYIS 2025

	Miktar(kg./lt/adet)	Tutar(TL)
BAKLİYAT VE MAMÜLLERİ	2.212.015	118.975.021
BITKİSEL YAĞLAR	5.825	1.105.789
KOTASYON DIŐI ÜRÜNLER	389.397.022	7.057.979.587
HAM DERİLER VE BAĞIRSAKLAR	69.325	1.671.884
HAYVANSAL YAĞLAR	1.363	472.572
HUBUBAT .	62.235.134	654.020.990
HUBUBAT MAMÜLLERİ	1.625.092	27.276.194
KASAPLIK CANLI HAYVANLAR	50.276	1.851.975.337
KURU MEYVELER	2.966.418	273.712.374
ORMAN MAHSÜLLERİ	1.094.954	43.755.397
TEKSTİL HAMMADDELERİ	8.697.408	282.321.091
YAĞLI TOHUMLAR	26.530.027	1.202.115.623
<u>TOPLAM</u>	494.884.859	11.515.381.860

1 OCAK - 31 MAYIS 2024-25 DEĞİŞİM

	Miktar(kg./lt/adet)	Tutar(TL)
BAKLİYAT VE MAMÜLLERİ	-713.367	-12.710.337
BİTKİSEL YAĞLAR	-28.586	-7.920.711
KOTASYON DIŞI ÜRÜNLER	-107.628.193	1.443.242.680
HAM DERİLER VE BAĞIRSAKLAR	38.657	1.107.699
HAYVANSAL YAĞLAR	781	309.977
HUBUBAT .	-51.183.198	-149.768.728
HUBUBAT MAMÜLLERİ	546.443	16.402.180
KASAPLIK CANLI HAYVANLAR	7.533	898.126.222
KURU MEYVELER	-447.151	17.193.218
ORMAN MAHSÜLLERİ	309.782	24.337.473
TEKSTİL HAMMADDELERİ	-11.136.937	-183.803.857
YAĞLI TOHUMLAR	3.170.075	281.559.560
<u>TOPLAM</u>	-167.064.161	2.328.075.378

1 OCAK - 31 MAYIS 2024 -25 DEĞİŞİM ORANI

	Miktar(kg./lt/adet)	Tutar(TL)
BAKLİYAT VE MAMÜLLERİ	-24%	-10%
BITKİSEL YAĞLAR	-83%	-88%
KOTASYON DIŞI ÜRÜNLER	-22%	26%
HAM DERİLER VE BAĞIRSAKLAR	126%	196%
HAYVANSAL YAĞLAR	134%	191%
HUBUBAT .	-45%	-19%
HUBUBAT MAMÜLLERİ	51%	151%
KASAPLIK CANLI HAYVANLAR	18%	94%
KURU MEYVELER	-13%	7%
ORMAN MAHSÜLLERİ	39%	125%
TEKSTİL HAMMADDELERİ	-56%	-39%
YAĞLI TOHUMLAR	14%	31%
<u>TOPLAM</u>	-25%	25%

ARPA

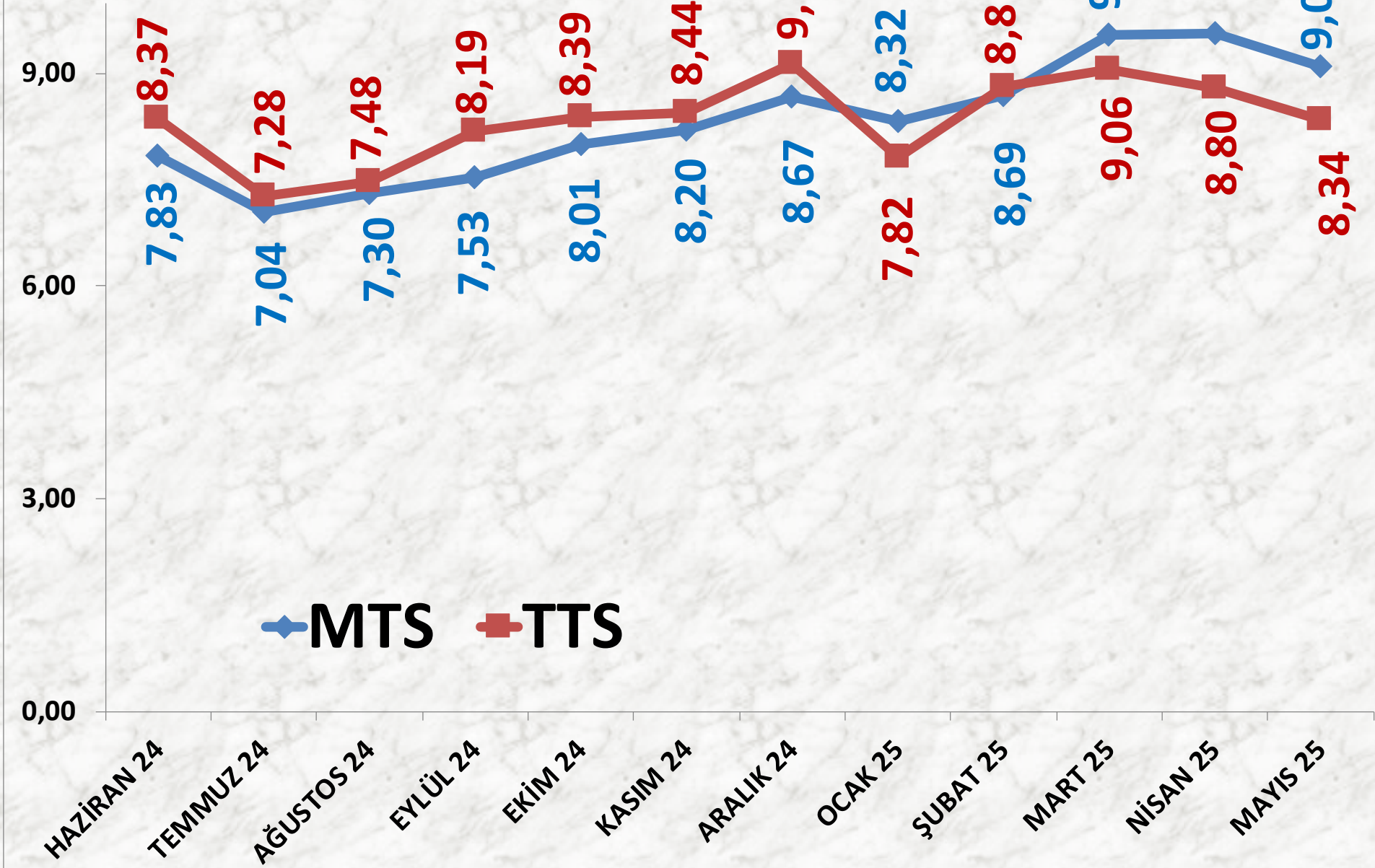
İŞLEM MİKTARI TON	2023 MAYIS	2024 MAYIS		2025 MAYIS	
MTS	3 TON	1421%	44 TON	362%	203 TON
TTS	7.930 TON	-35%	5.127 TON	-40%	3.072 TON

EN AZ FİYAT	2023 MAYIS	2024 MAYIS		2025 MAYIS	
MTS	5,62 TL	7%	6,00 TL	17%	7,00 TL
TTS	5,60 TL	43%	8,00 TL	15%	9,21 TL

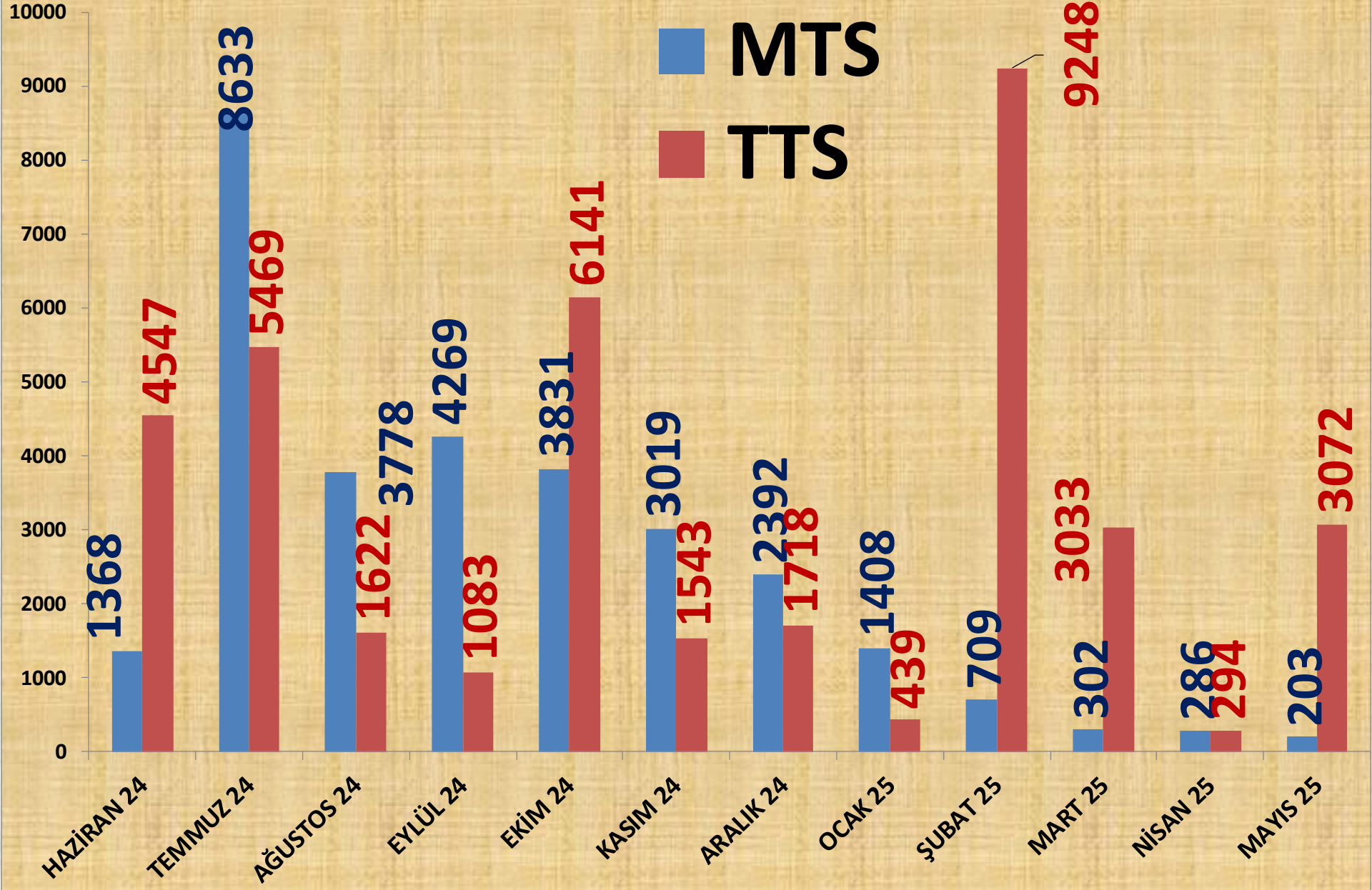
EN ÇOK FİYAT	2023 MAYIS	2024 MAYIS		2025 MAYIS	
MTS	5,62 TL	50%	8,42 TL	33%	11,22 TL
TTS	6,40 TL	38%	8,80 TL	31%	11,50 TL

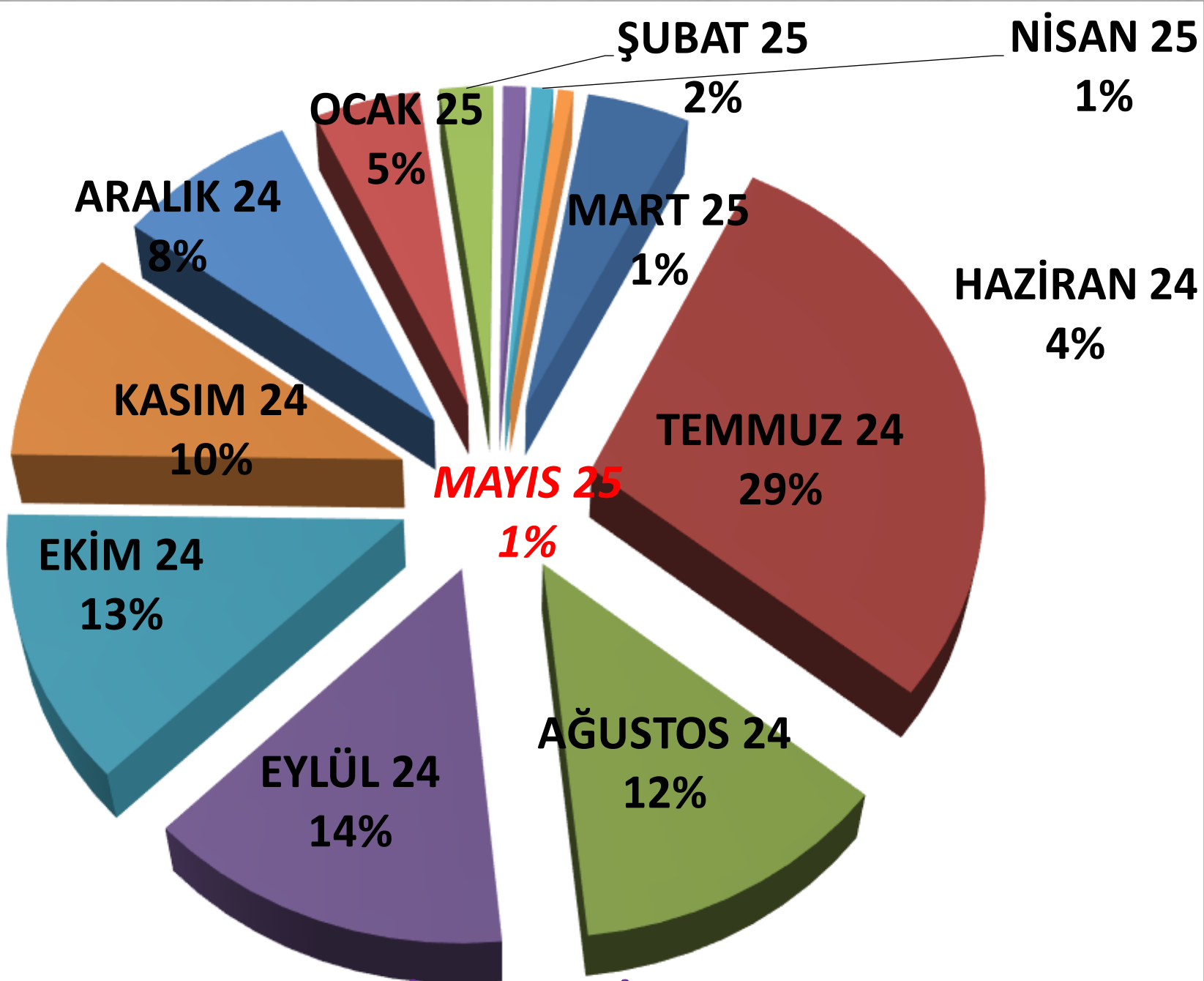
ORTALAMA FİYAT	2023 MAYIS	2024 MAYIS		2025 MAYIS	
MTS	5,62 TL	38%	7,76 TL	17%	9,09 TL
TTS	5,90 TL	41%	8,34 TL	38%	11,50 TL

AYLIK ARPA FİYAT TRENDİ (TL)



AYLIK ARPA İŞLEM MİKTARI (TON)



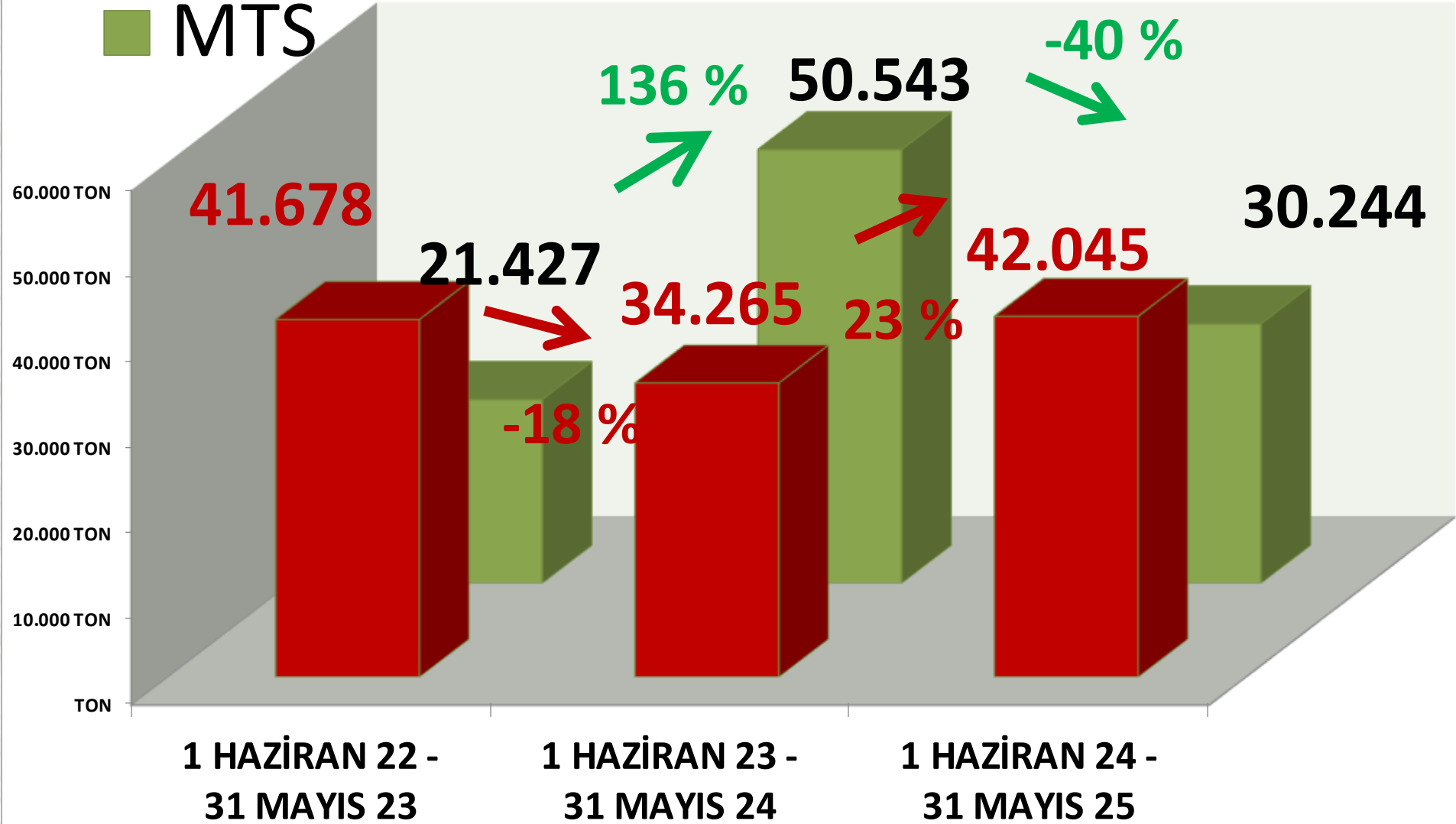


AYLIK ARPA MTS İŞLEM MİKTARI ORANLARI

■ TTS

YILLIK ARPA İŞLEM MİKTARI (TON)

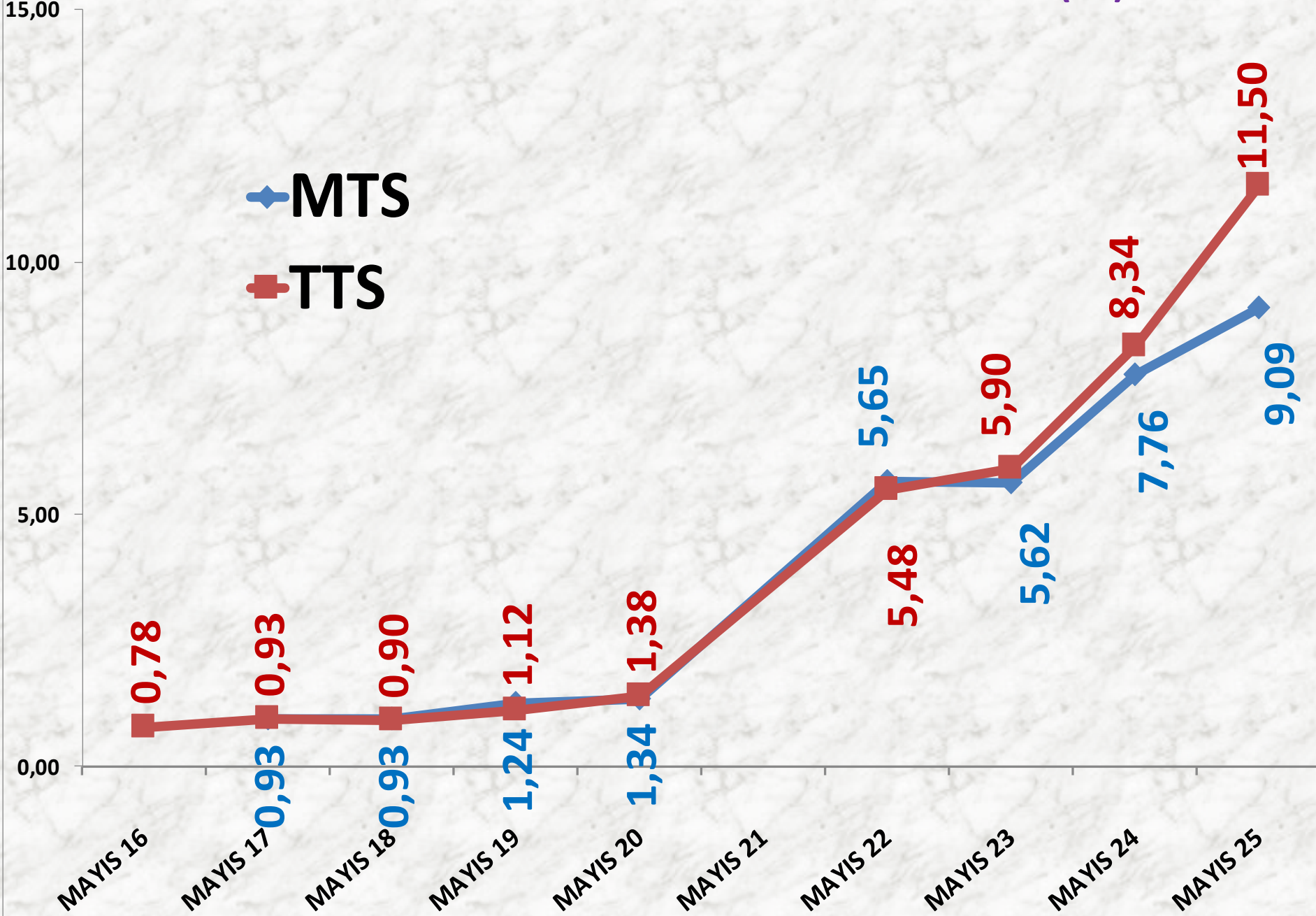
■ MTS



MAYIS AYLARI ARPA FİYAT TRENDİ (TL)

◆ MTS

■ TTS



BUĞDAY

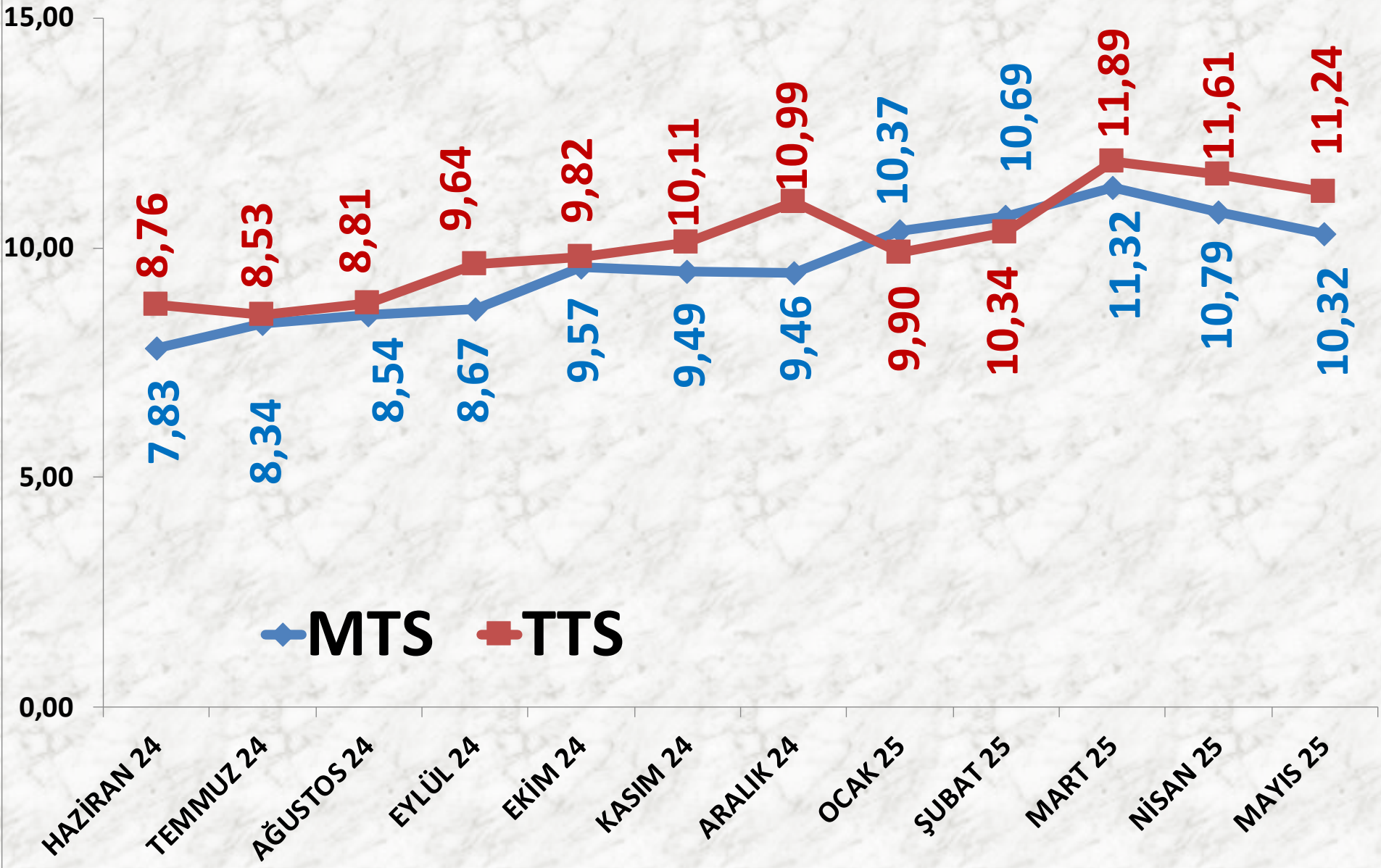
İŞLEM MİKTARI TON	2023 MAYIS	2024 MAYIS		2025 MAYIS	
MTS	272 TON	-7%	253 TON	1%	255 TON
TTS	2.301 TON	-44%	1.297 TON	-87%	163 TON

EN AZ FİYAT	2023 MAYIS	2024 MAYIS		2025 MAYIS	
MTS	7,00 TL	0%	7,00 TL	9%	7,60 TL
TTS	5,95 TL	34%	8,00 TL	0%	8,00 TL

EN ÇOK FİYAT	2023 MAYIS	2024 MAYIS		2025 MAYIS	
MTS	8,20 TL	10%	9,00 TL	50%	13,50 TL
TTS	8,30 TL	25%	10,40 TL	25%	13,00 TL

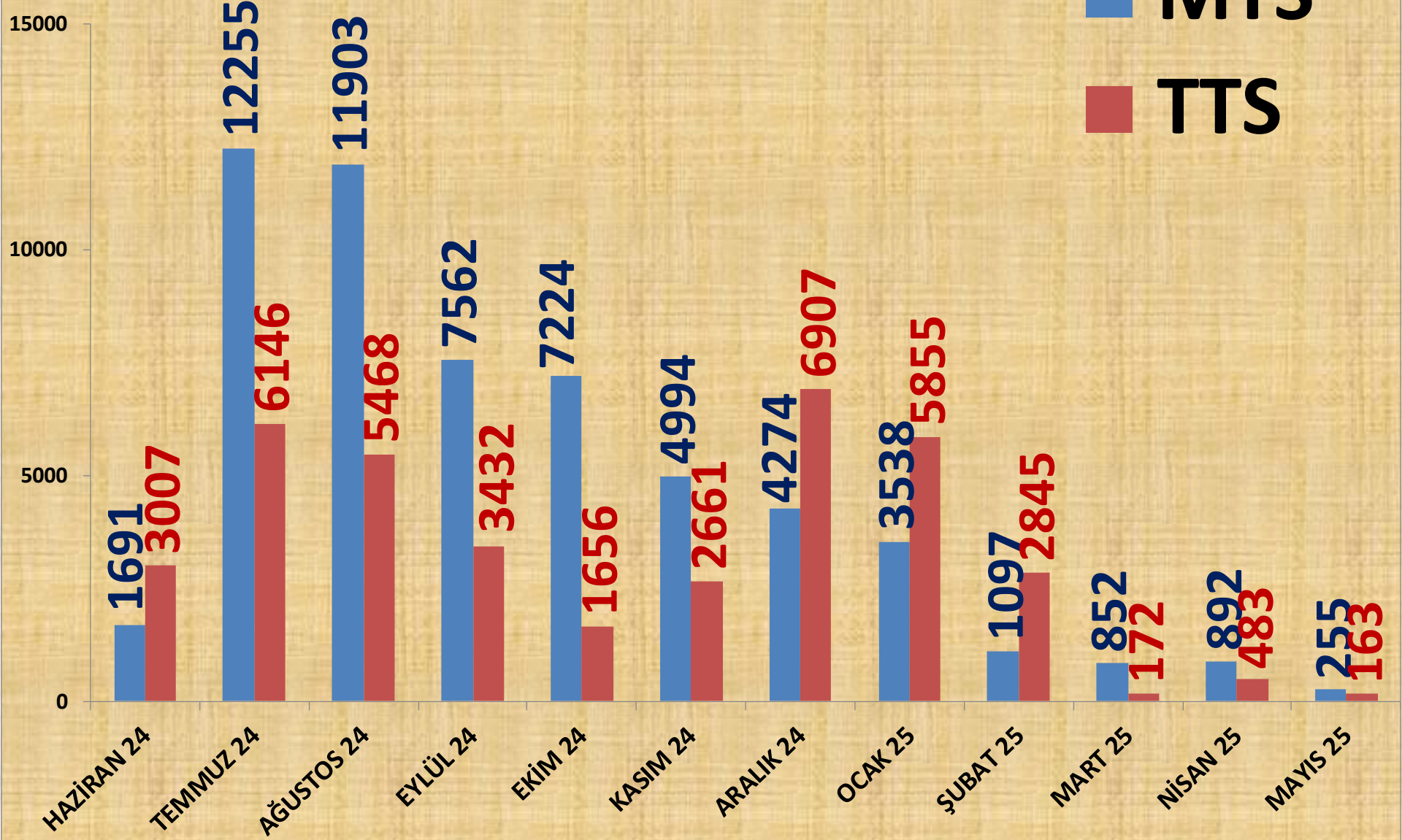
ORTALAMA FİYAT	2023 MAYIS	2024 MAYIS		2025 MAYIS	
MTS	8,00 TL	0%	8,02 TL	29%	10,32 TL
TTS	7,66 TL	21%	9,27 TL	21%	11,24 TL

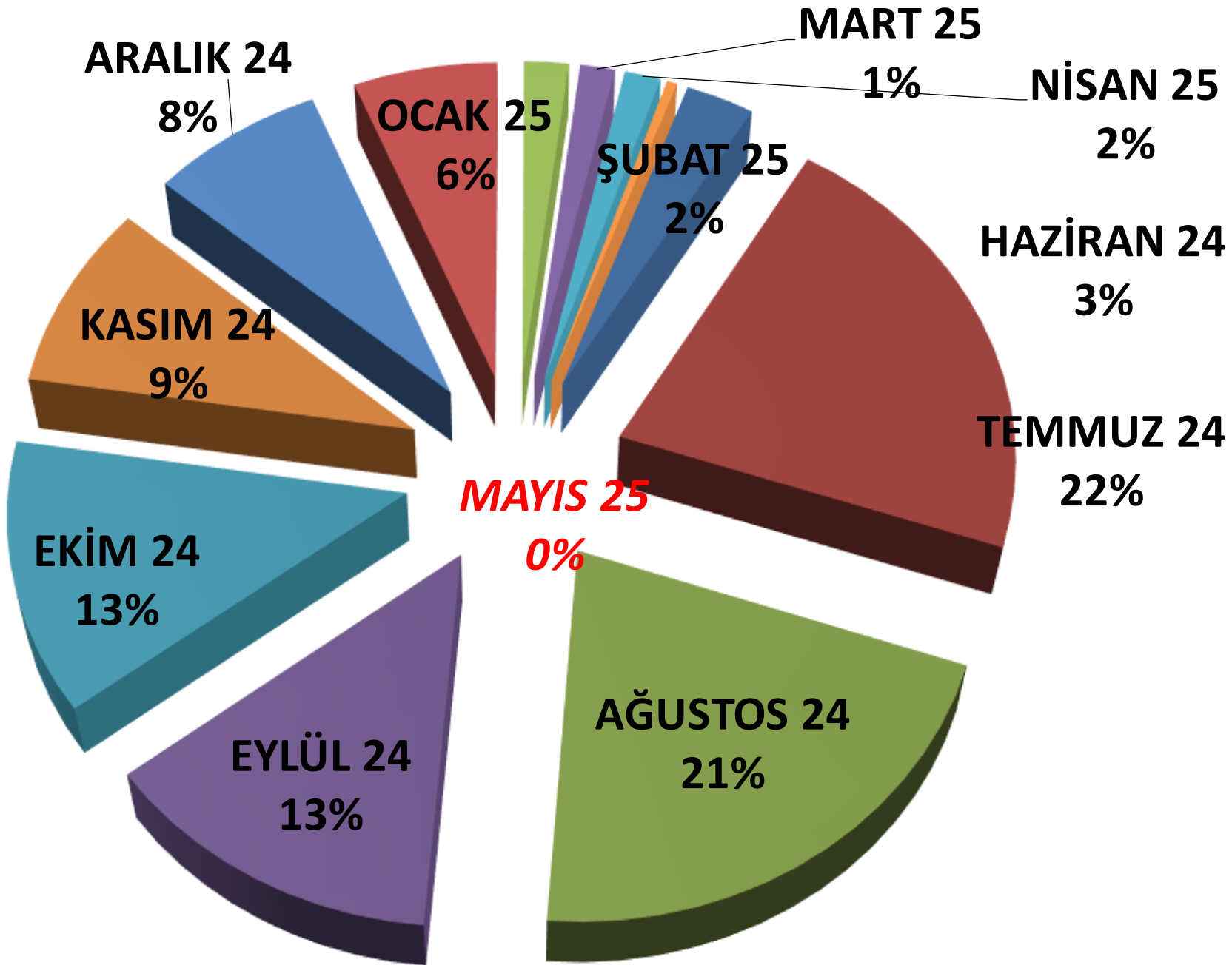
AYLIK BUĞDAY FİYAT TRENDİ (TL)



AYLIK BUĞDAY İŞLEM MİKTARI (TON)

■ MTS
■ TTS





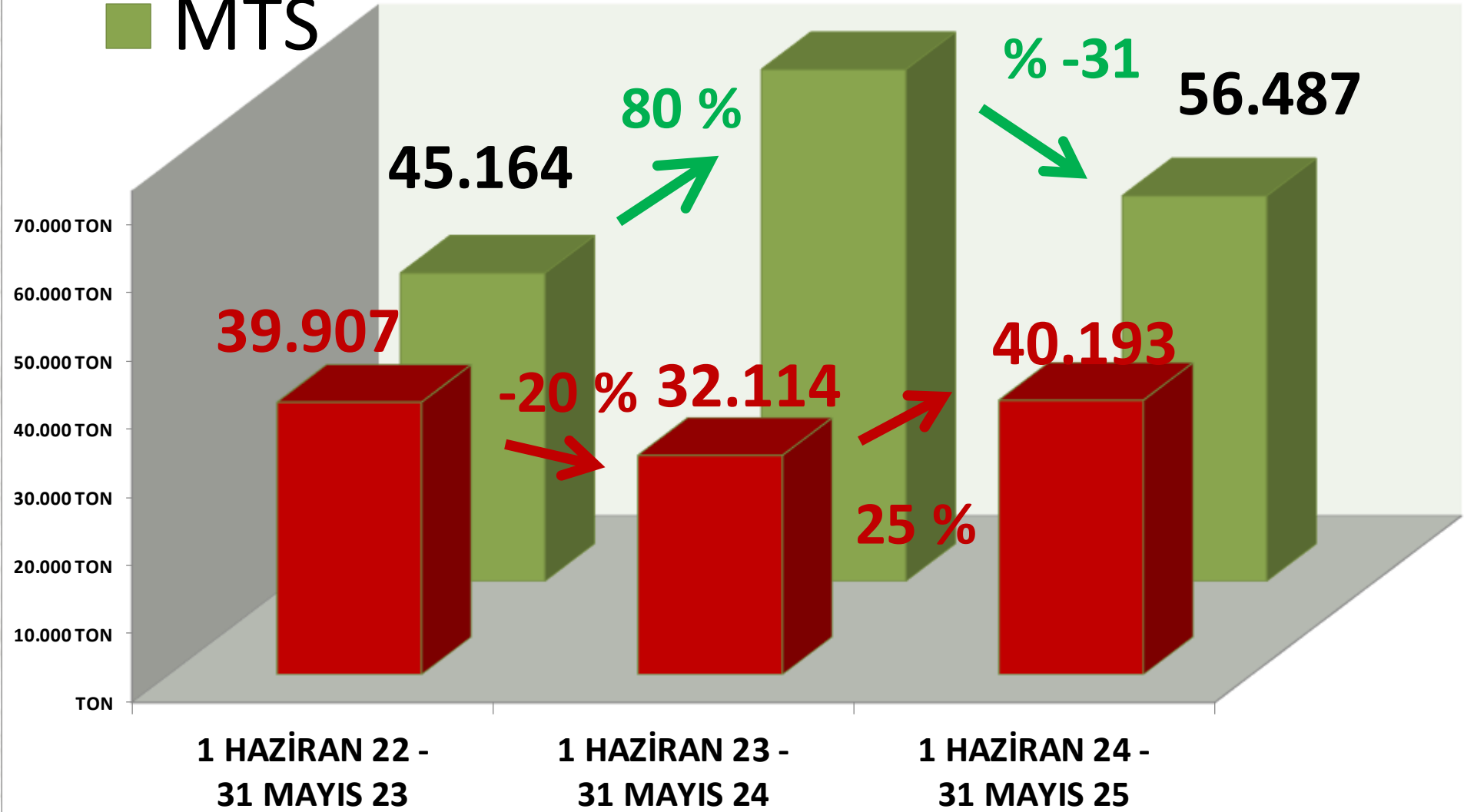
AYLIK BUĞDAY MTS İŞLEM MİKTARI ORANLARI

■ TTS

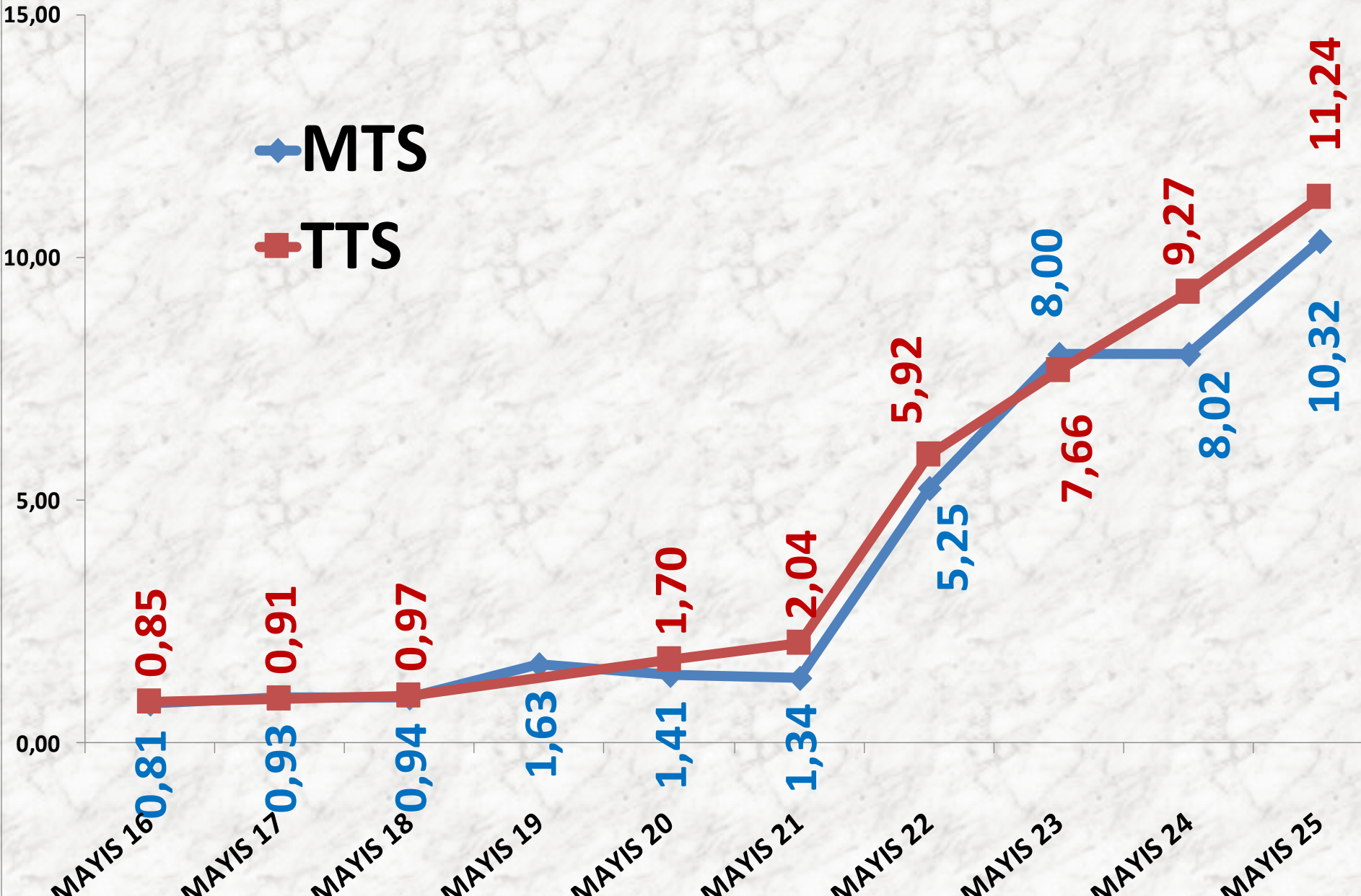
YILLIK BUĞDAY İŞLEM MİKTARI (TON)

■ MTS

81.347



MAYIS AYLARI BUĞDAY FİYAT TRENDİ (TL)



MISIR DANE

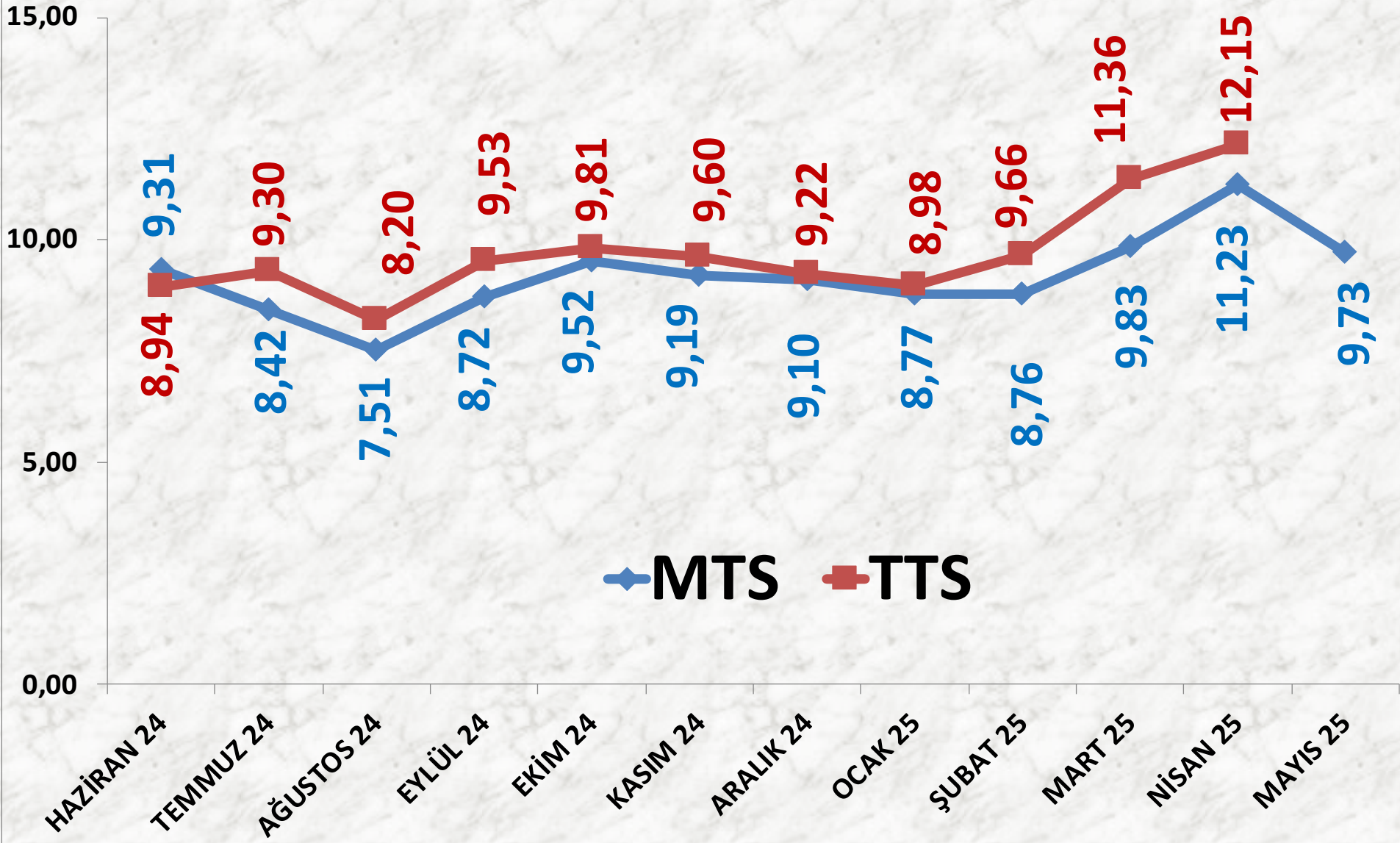
İŞLEM MİKTARI TON	2023 MAYIS	2024 MAYIS		2025 MAYIS	
MTS	397 TON	-14%	342 TON	27%	434 TON
TTS	737 TON	-74%	194 TON	-	0

EN AZ FİYAT	2023 MAYIS	2024 MAYIS		2025 MAYIS	
MTS	5,19 TL	40%	7,25 TL	-3%	7,00 TL
TTS	5,60 TL	43%	8,00 TL	-	-

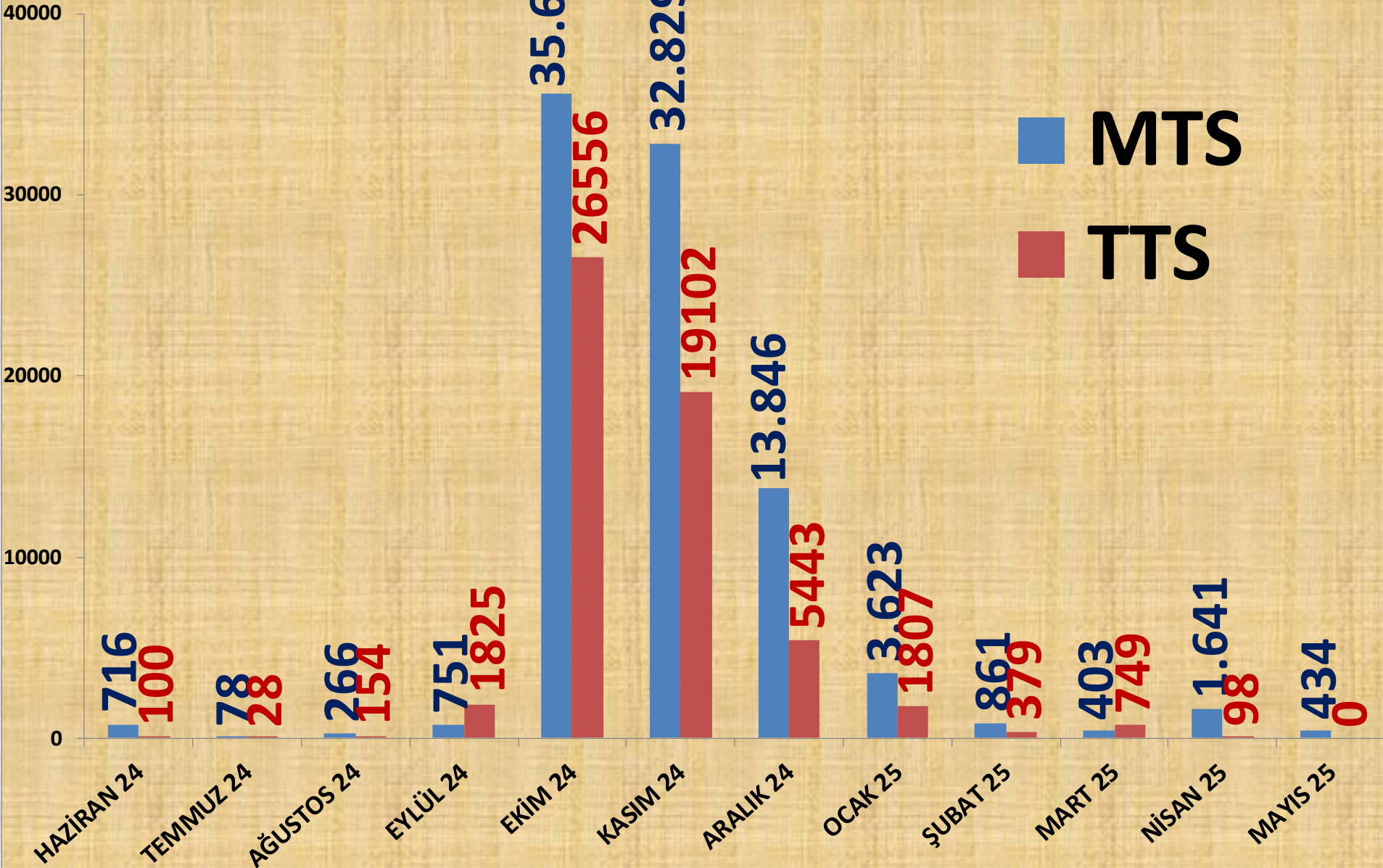
EN ÇOK FİYAT	2023 MAYIS	2024 MAYIS		2025 MAYIS	
MTS	6,00 TL	36%	8,16 TL	46%	11,89 TL
TTS	6,30 TL	43%	9,00 TL	-	-

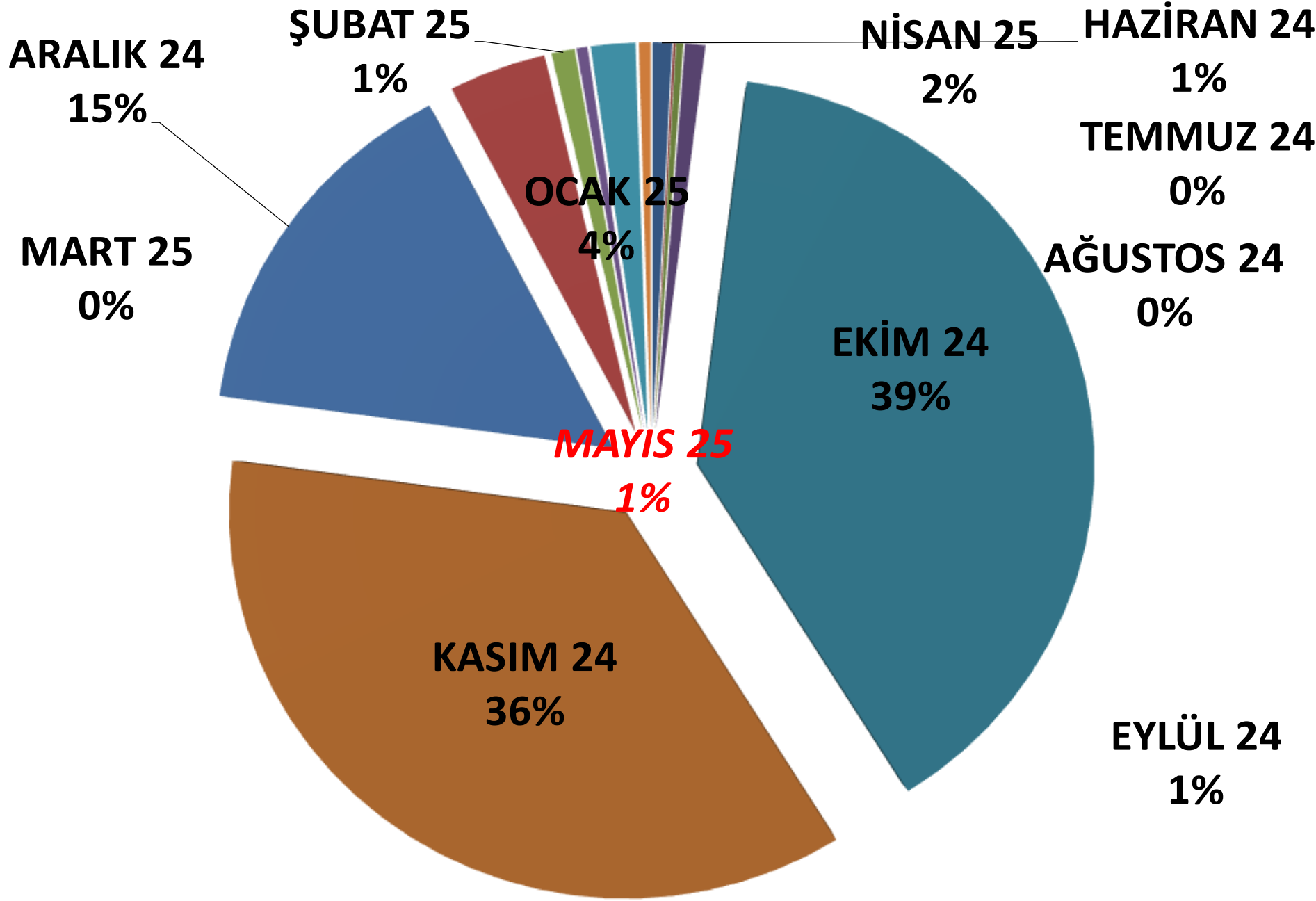
ORTALAMA FİYAT	2023 MAYIS	2024 MAYIS		2025 MAYIS	
MTS	5,69 TL	52%	8,64 TL	13%	9,73 TL
TTS	5,86 TL	44%	8,41 TL	-	-

AYLIK MISIR DANE FİYAT TRENDİ (TL)



AYLIK MISIR DANE İŞLEM MİKTARI (TON)





AYLIK MISIR DANE MTS İŞLEM MİKTARI ORANLARI

MISIR ÇEREZLİK

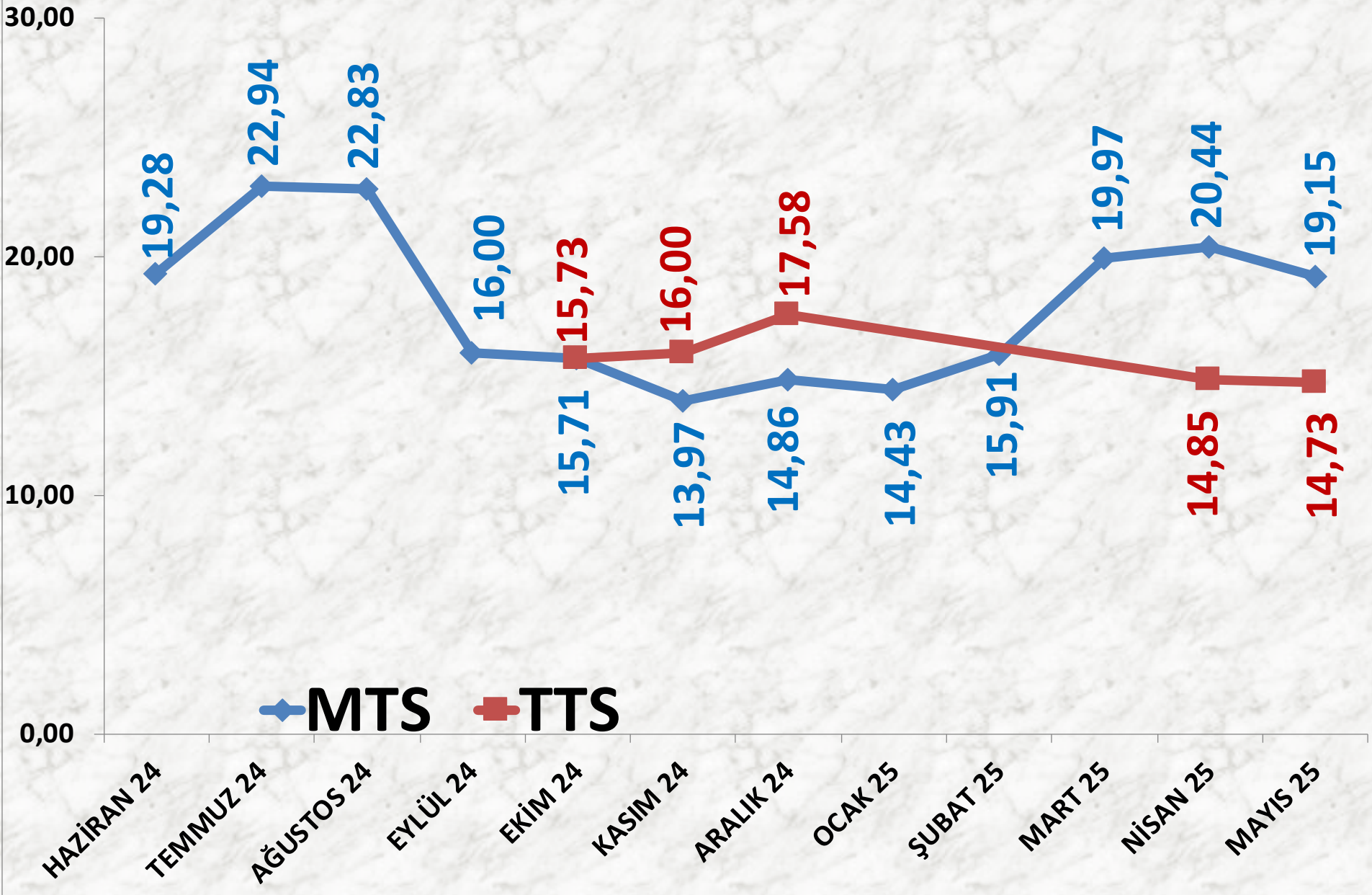
İŞLEM MİKTARI TON	2023 MAYIS	2024 MAYIS		2025 MAYIS	
MTS	0	-	75 TON	864%	727 TON
TTS	0	-	0	-	1.222 TON

EN AZ FİYAT	2022 EYLÜL	2023 EYLÜL		2024 EYLÜL	
MTS	-	-	15,00 TL	7%	16,00 TL
TTS	-	-	-	-	-

EN ÇOK FİYAT	2023 MAYIS	2024 MAYIS		2025 MAYIS	
MTS	-	-	14,00 TL	93%	27,00 TL
TTS	-	-	-	-	17,57 TL

ORTALAMA FİYAT	2023 MAYIS	2024 MAYIS		2025 MAYIS	
MTS	-	-	12,09 TL	58%	19,15 TL
TTS	-	-	-	-	14,73 TL

AYLIK MISIR ÇEREZLİK FİYAT TRENDİ (TL)



AYLIK MISIR ÇEREZLİK İŞLEM MİKTARI (TON)

■ MTS

■ TTS

10000

0

HAZİRAN 24

608

TEMMUZ 24

65

AĞUSTOS 24

354

EYLÜL 24

46

EKİM 24

616

KASIM 24

1.618

ARALIK 24

1.778

OCAK 25

263

ŞUBAT 25

707

MART 25

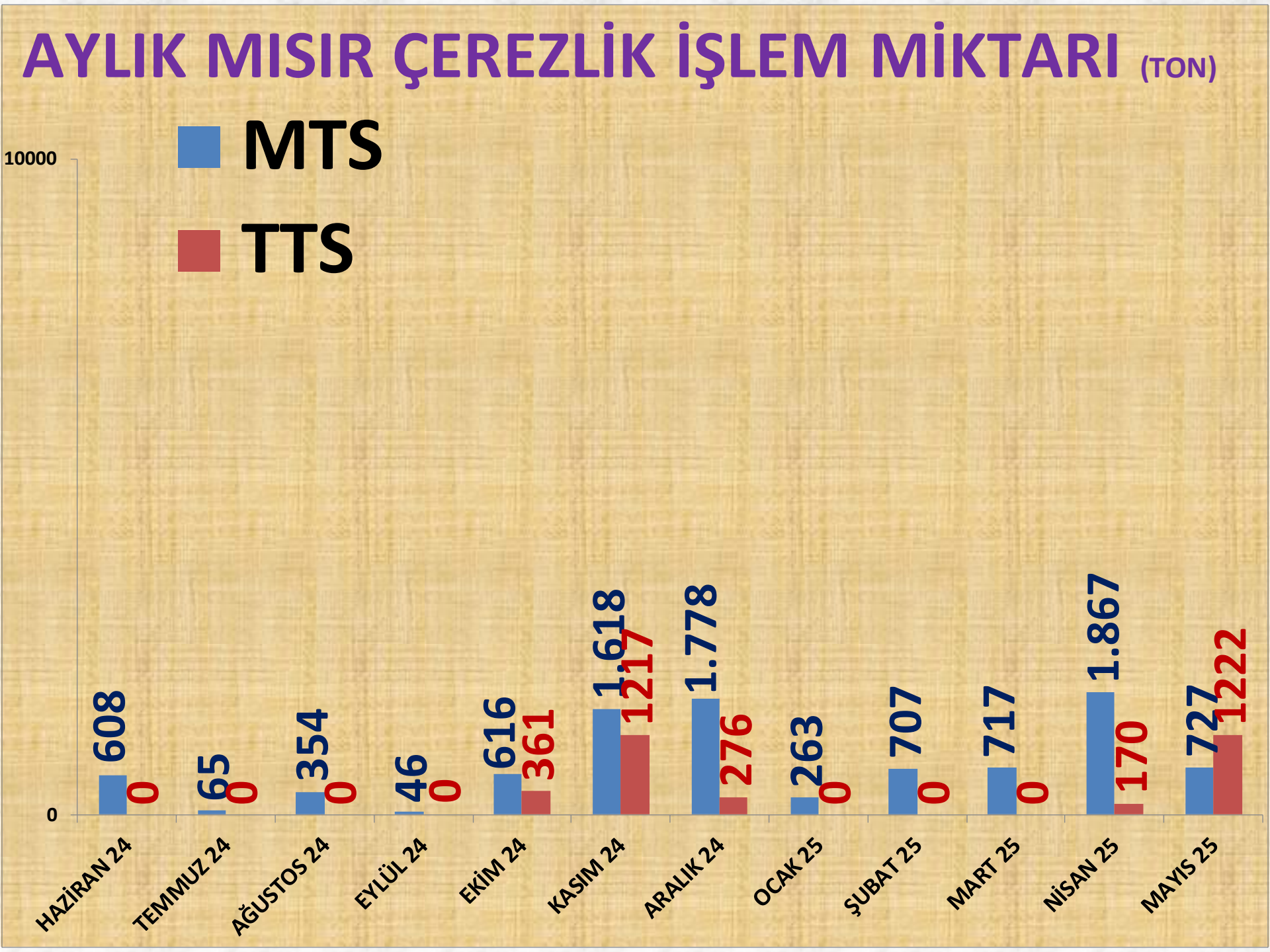
717

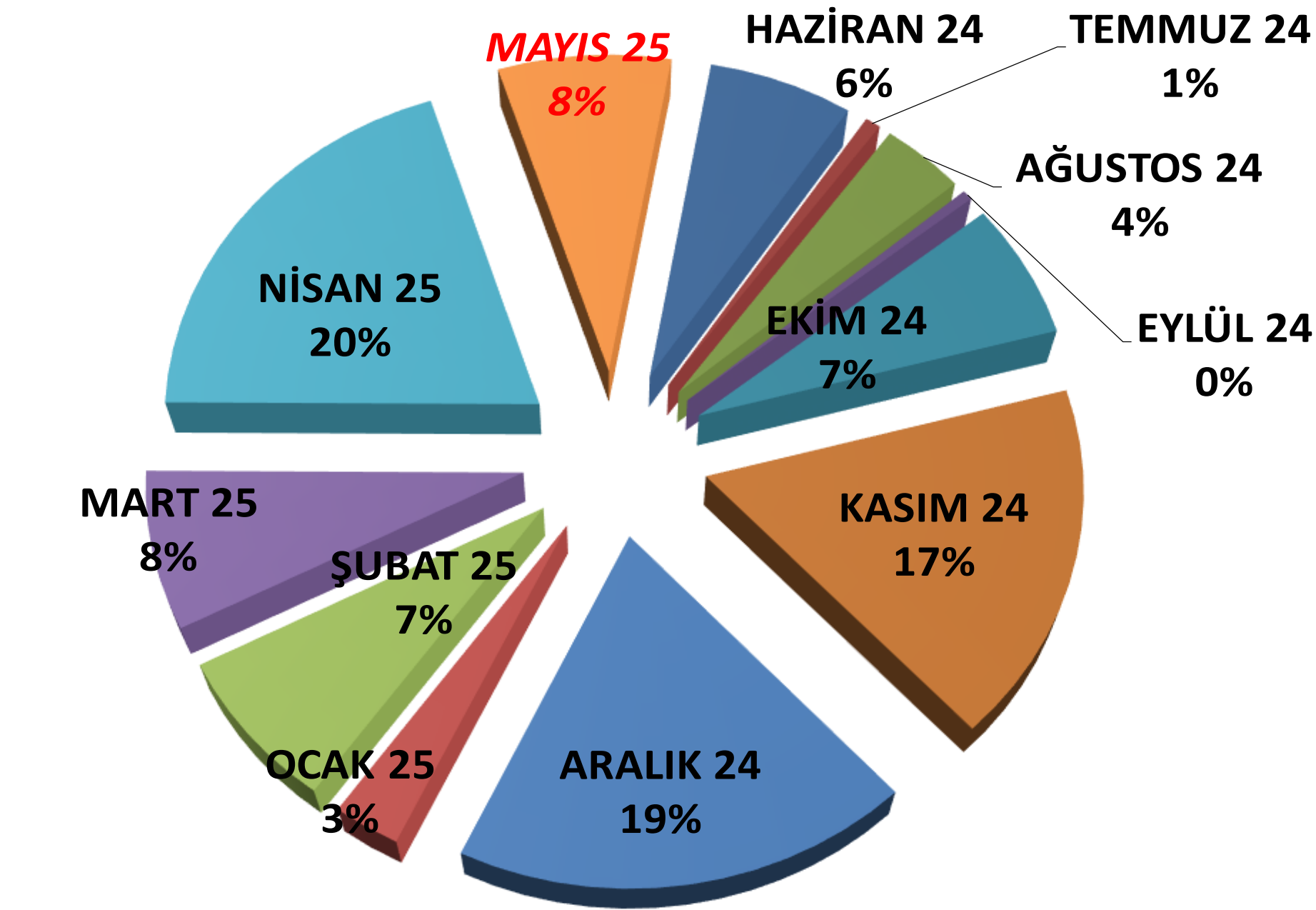
NISAN 25

1.867

MAYIS 25

1.222





AYLIK MISIR ÇEREZLİK MTS İŞLEM MİKTARI ORANLARI

MAYIS AYLARI MISIR ÇEREZLİK FİYAT TRENDİ (TL)

◆ MTS
■ TTS

30,00
20,00
10,00
0,00

MAYIS 16

MAYIS 17

MAYIS 18

MAYIS 19

MAYIS 20

MAYIS 21

MAYIS 22

MAYIS 23

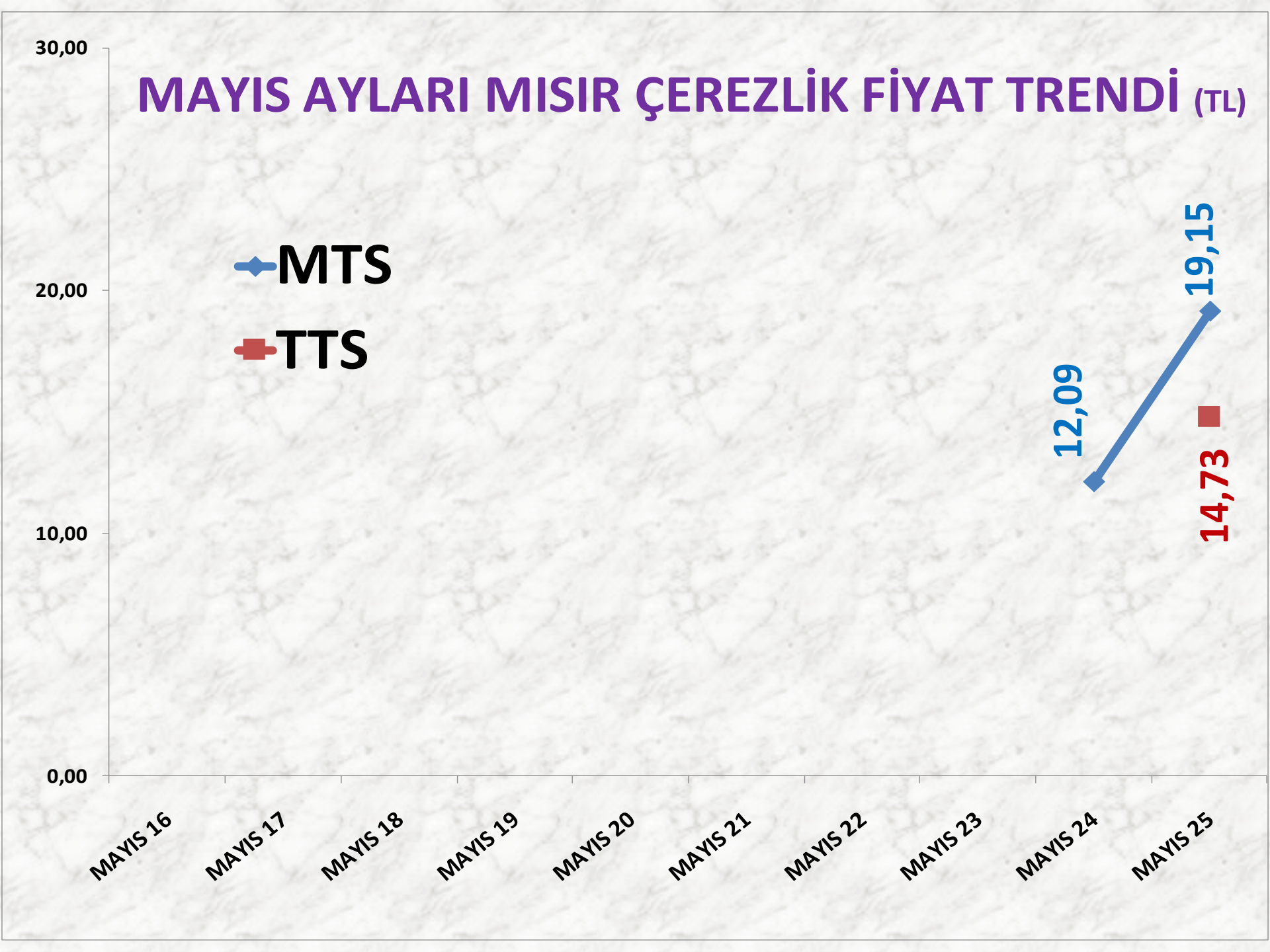
MAYIS 24

MAYIS 25

12,09

19,15

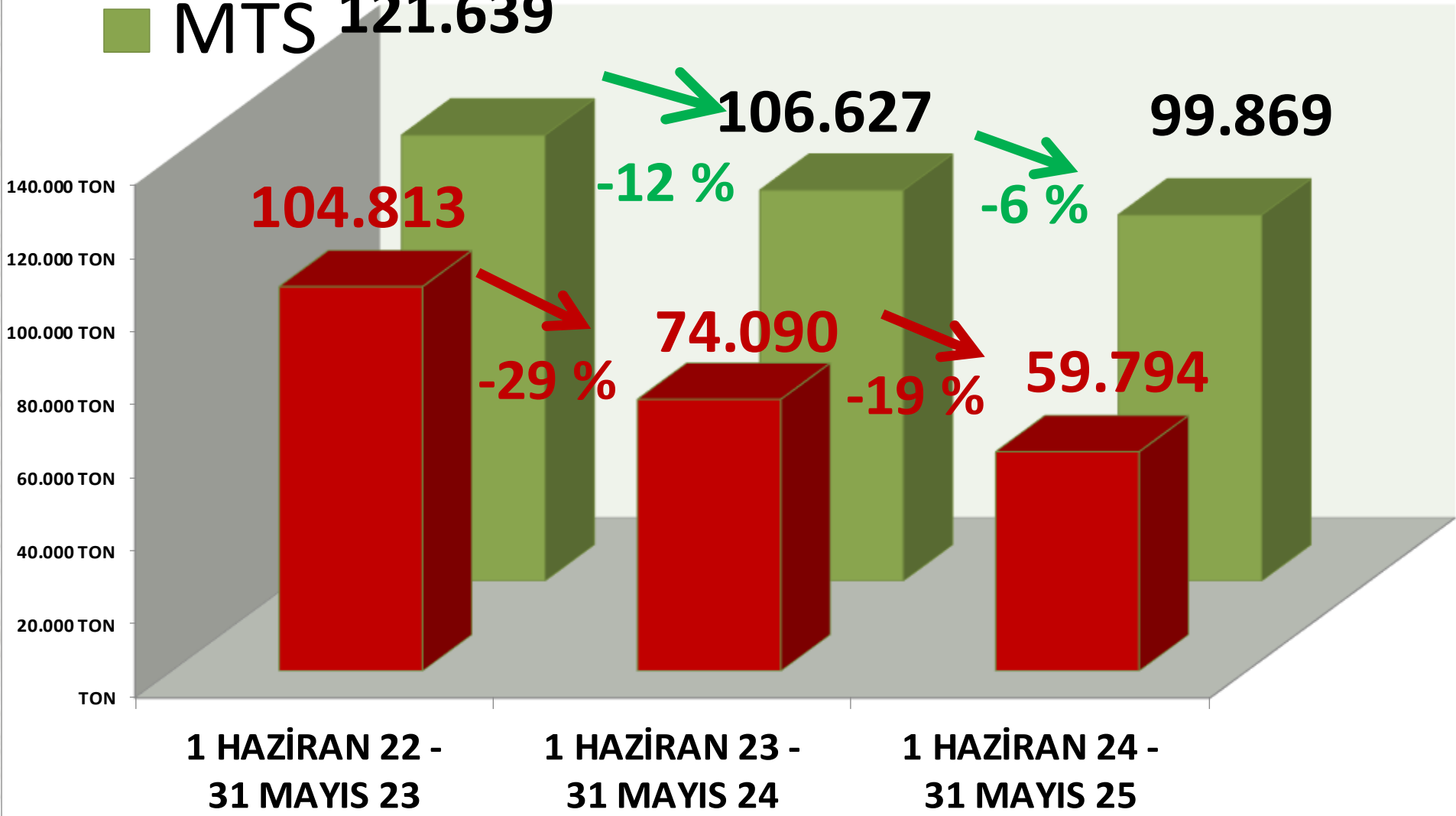
14,73



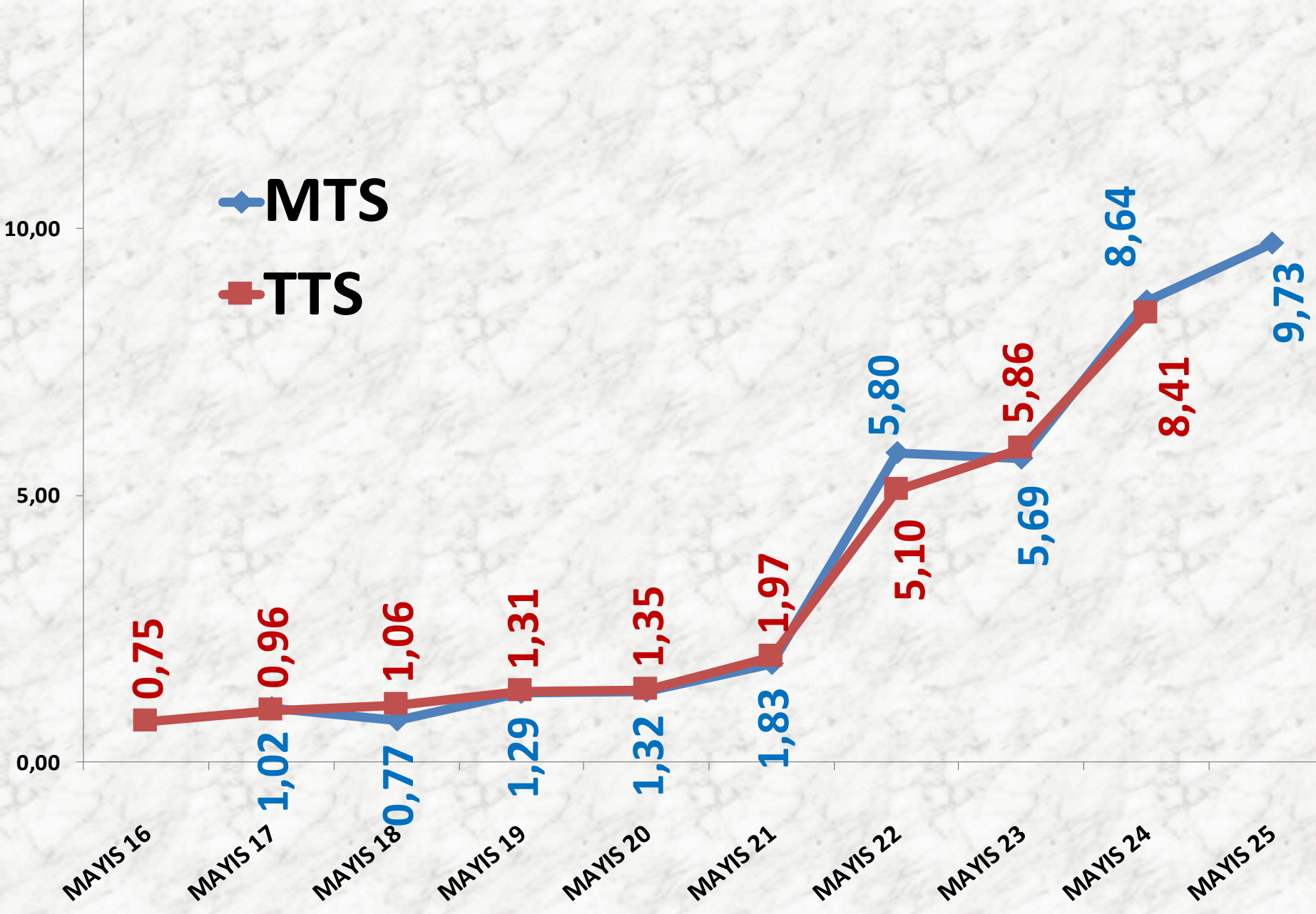
■ TTS

YILLIK MISIR DANE İŞLEM MİKTARI (TON)

■ MTS 121.639



MAYIS AYLARI MISIR DANE FİYAT TRENDİ (TL)



NOHUT

İŞLEM MİKTARI TON	2023 MAYIS	2024 MAYIS		2025 MAYIS	
MTS	276 TON	-9%	251 TON	22%	306 TON
TTS	29 TON	86%	54 TON	-82%	10 TON

EN AZ FİYAT	2023 MAYIS	2024 MAYIS		2025 MAYIS	
MTS	28,00 TL	-29%	20,00 TL	90%	38,00 TL
TTS	21,00 TL	57%	33,00 TL	-58%	14,00 TL

EN ÇOK FİYAT	2023 MAYIS	2024 MAYIS		2025 MAYIS	
MTS	39,01 TL	94%	75,75 TL	-2%	74,00 TL
TTS	29,25 TL	69%	49,50 TL	-43%	28,00 TL

ORTALAMA FİYAT	2023 MAYIS	2024 MAYIS		2025 MAYIS	
MTS	34,50 TL	53%	52,73 TL	5%	55,20 TL
TTS	27,12 TL	42%	38,64 TL	-36%	24,83 TL

NOHUT DOĞAL

İŞLEM MİKTARI TON	2023 MAYIS	2024 MAYIS		2025 MAYIS	
MTS	45 TON	62%	73 TON	95%	142 TON
TTS	27 TON	95%	54 TON	-	0

EN AZ FİYAT	2023 MAYIS	2024 MAYIS		2025 MAYIS	
MTS	28,00 TL	61%	45,00 TL	-16%	38,00 TL
TTS	21,00 TL	57%	33,00 TL	-	-

EN ÇOK FİYAT	2023 MAYIS	2024 MAYIS		2025 MAYIS	
MTS	28,00 TL	66%	46,50 TL	3%	48,00 TL
TTS	29,25 TL	69%	49,50 TL	-	-

ORTALAMA FİYAT	2023 MAYIS	2024 MAYIS		2025 MAYIS	
MTS	28,00 TL	64%	46,02 TL	-5%	43,57 TL
TTS	27,82 TL	39%	38,64 TL	-	-

NOHUT - ELENMİŐ

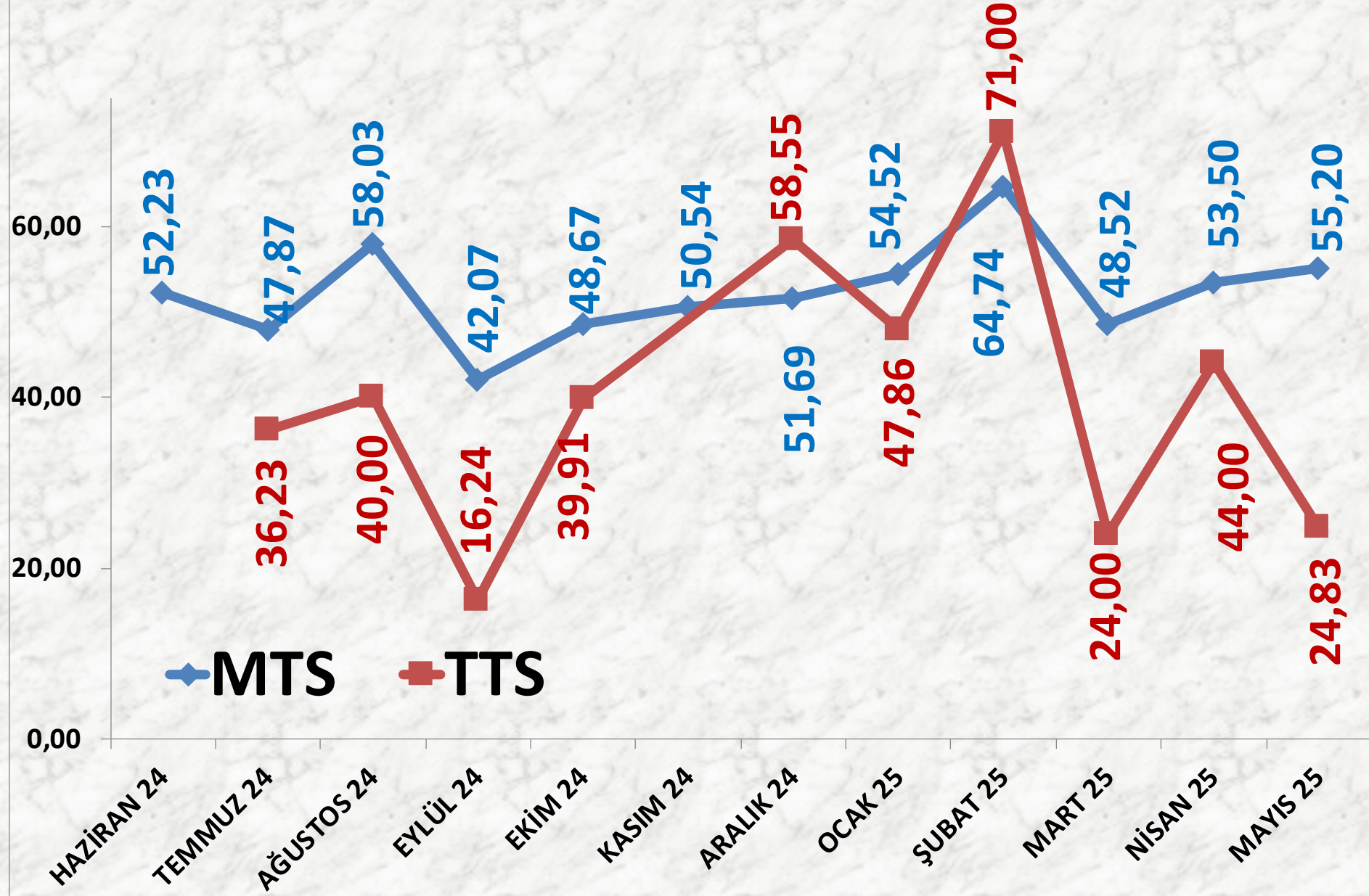
İŐLEM MİKTARI TON	2023 MAYIS	2024 MAYIS		2025 MAYIS	
MTS	230 TON	-29%	164 TON	-1%	163 TON
TTS	0	-	0	-	0

EN AZ FİYAT	2023 MAYIS	2024 MAYIS		2025 MAYIS	
MTS	30,00 TL	73%	51,93 TL	12%	58,00 TL
TTS	-	-	-	-	-

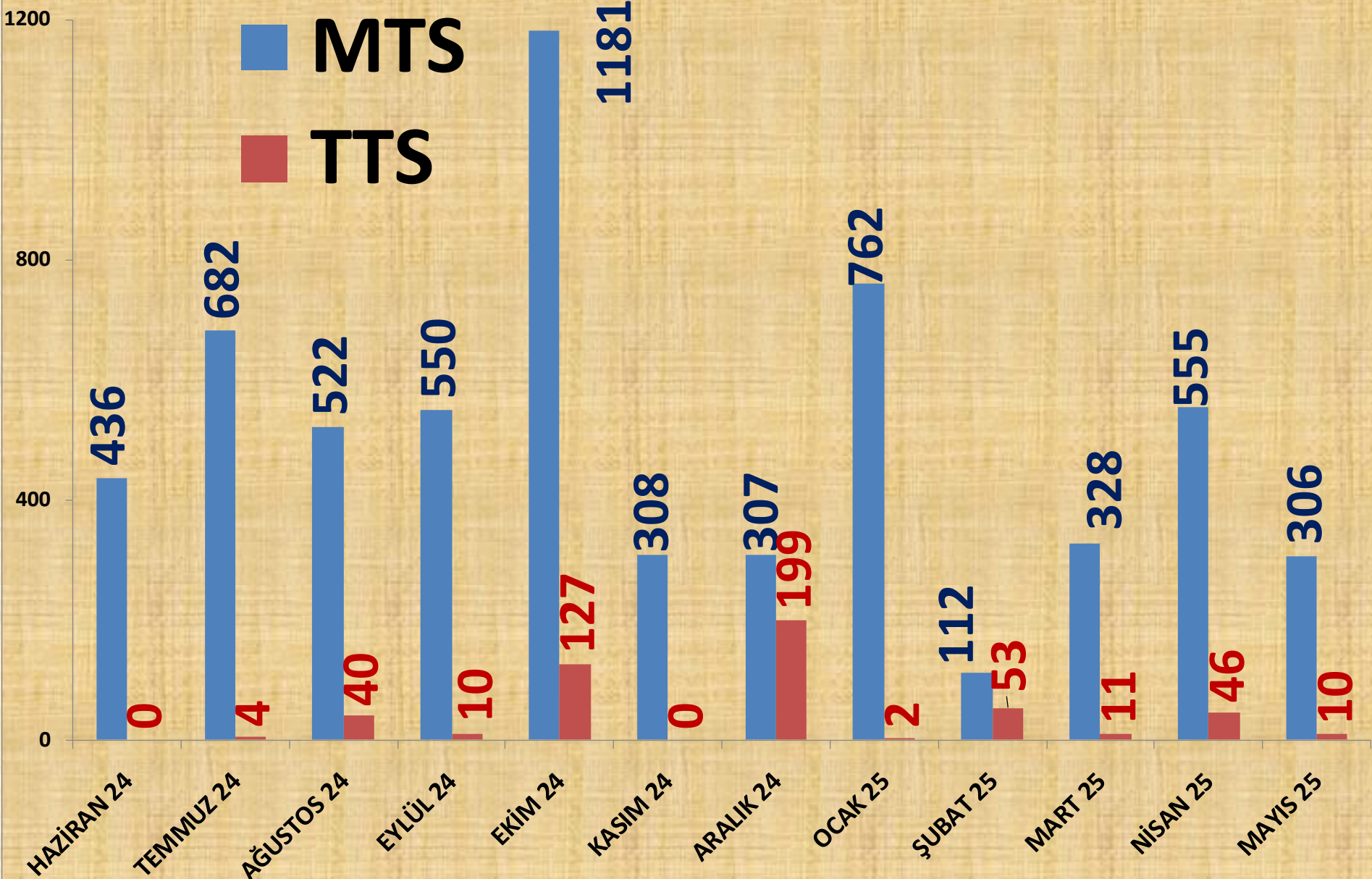
EN ÇOK FİYAT	2023 MAYIS	2024 MAYIS		2025 MAYIS	
MTS	39,01 TL	94%	75,75 TL	-2%	74,00 TL
TTS	-	-	-	-	-

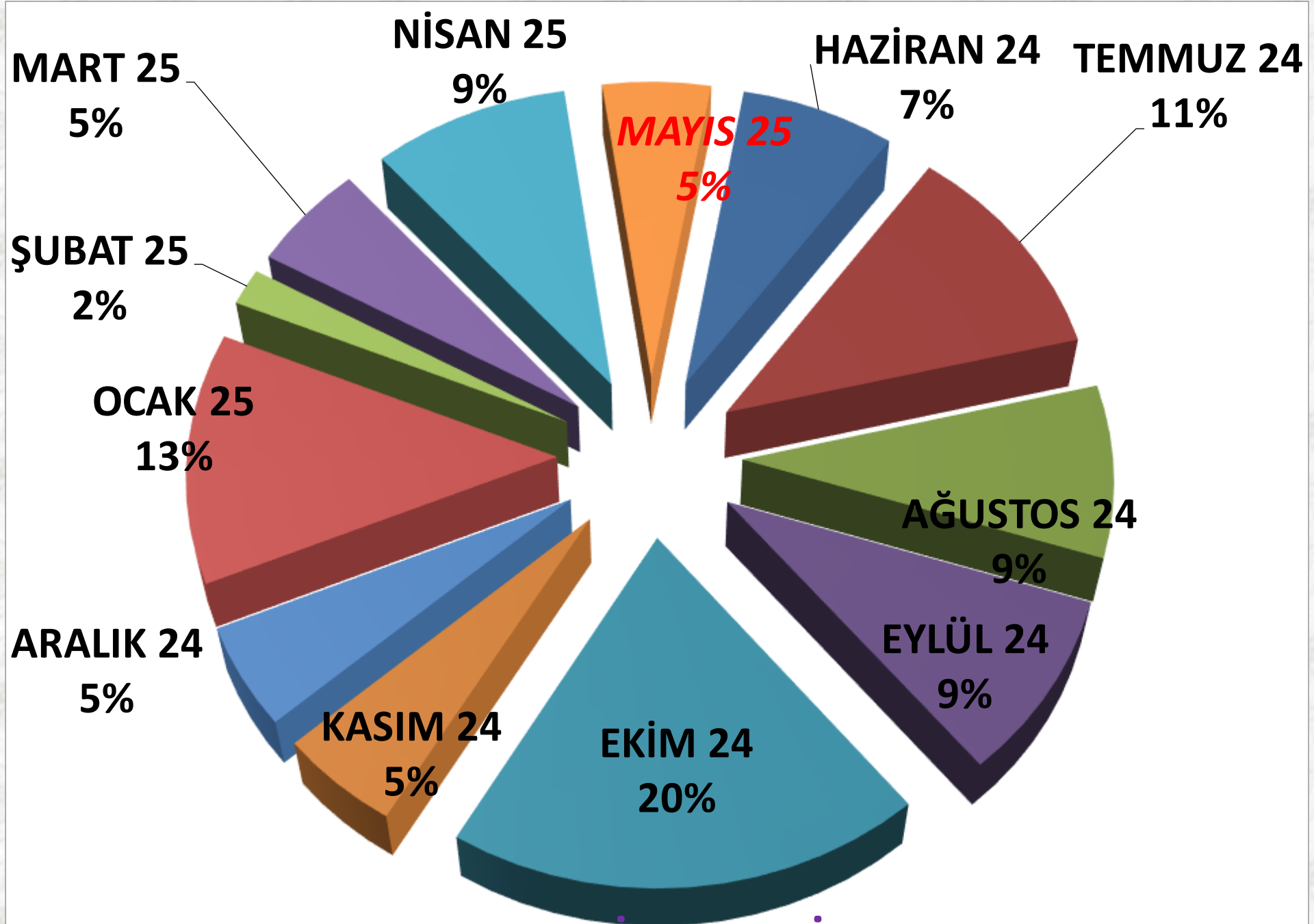
ORTALAMA FİYAT	2023 MAYIS	2024 MAYIS		2025 MAYIS	
MTS	35,77 TL	63%	58,36 TL	12%	65,32 TL
TTS	-	-	-	-	-

AYLIK NOHUT FİYAT TRENDİ (TL)



AYLIK NOHUT İŞLEM MİKTARI (TON)



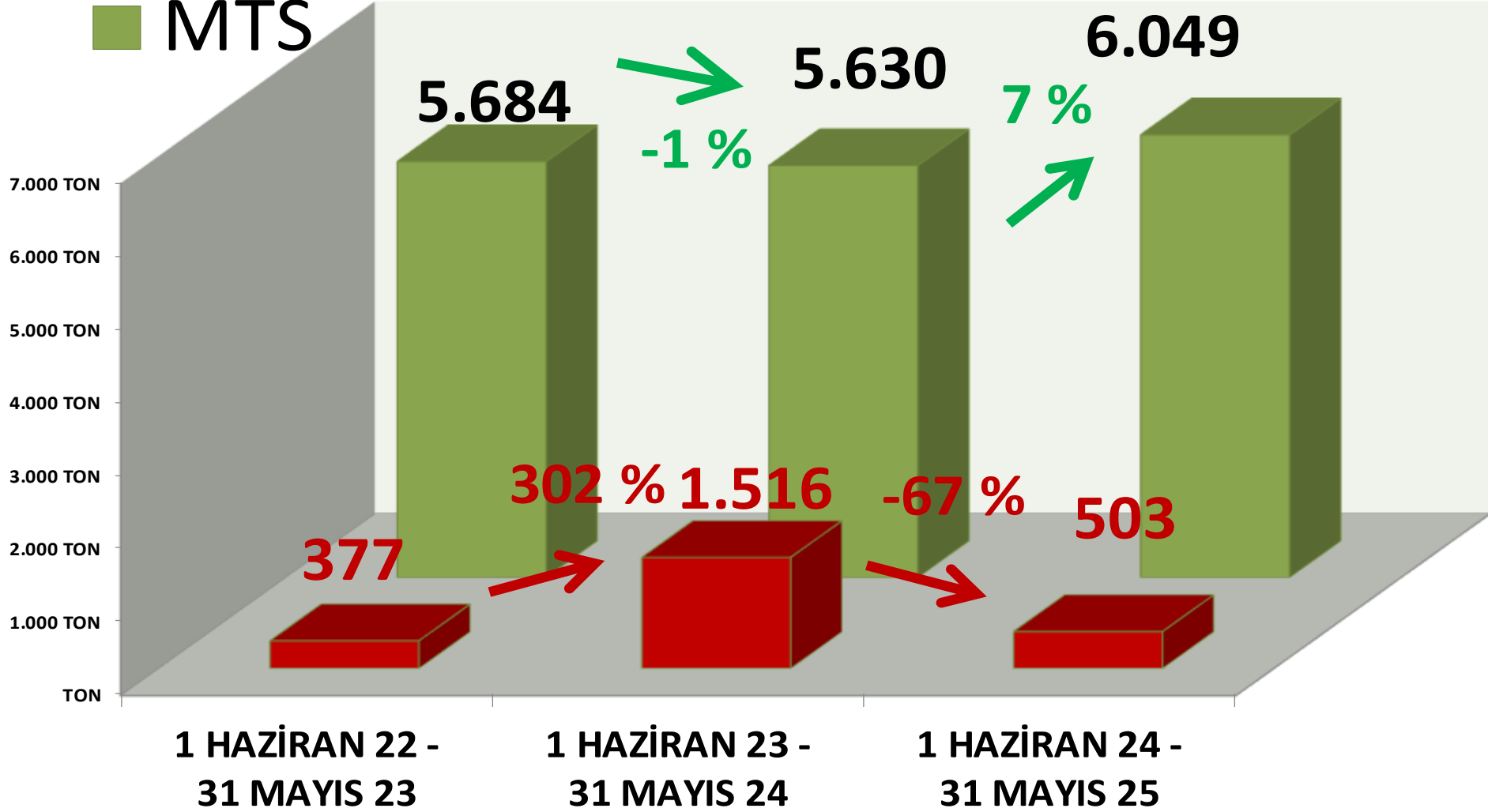


AYLIK NOHUT MTS İŞLEM MİKTARI ORANLARI

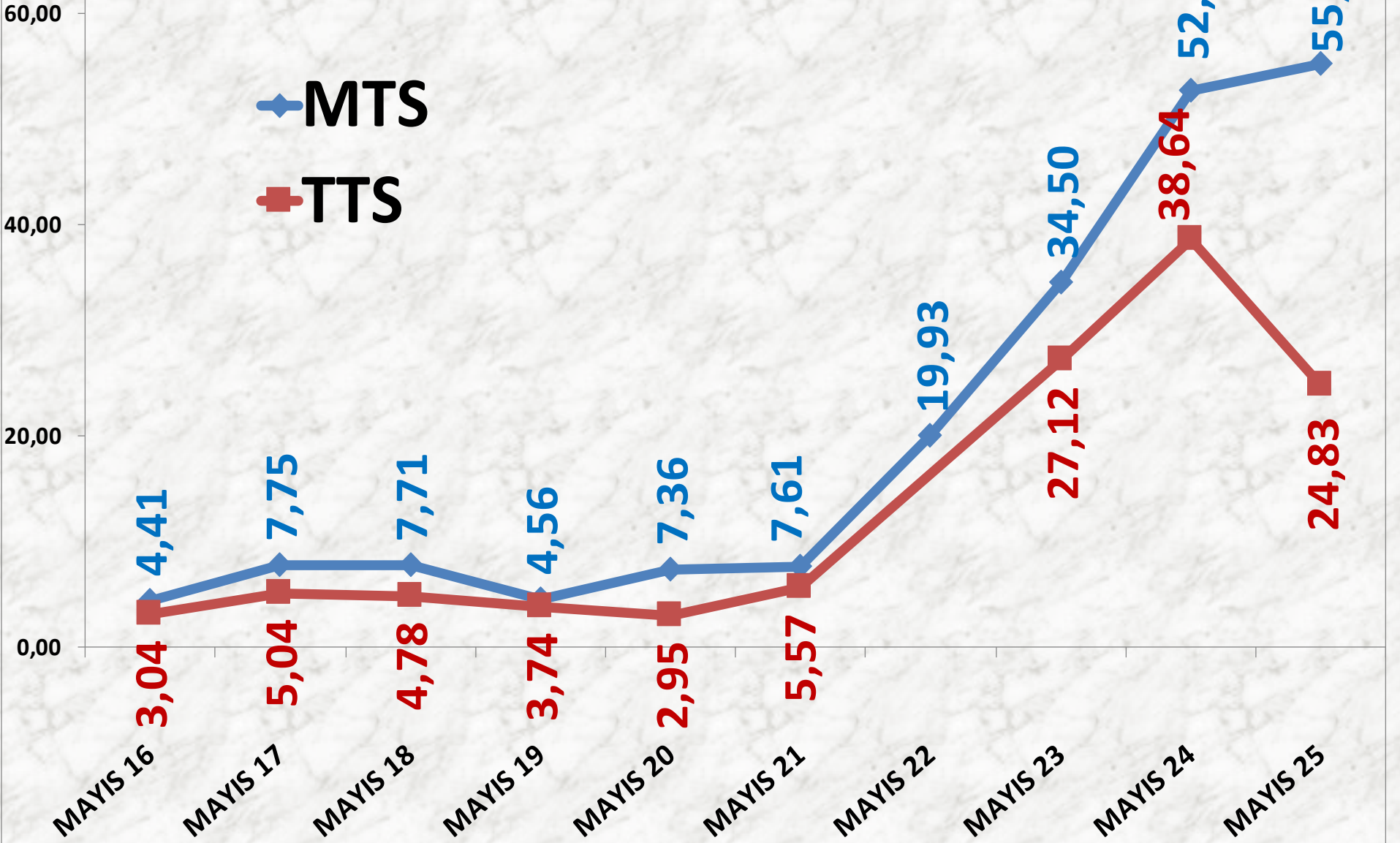
■ TTS

YILLIK NOHUT İŞLEM MİKTARI (TON)

■ MTS



MAYIS AYLARI NOHUT FİYAT TRENDİ (TL)



BEYAZ LEBLEBİ

LEBLEBİ BEYAZ 8,50 mm

İŞLEM MİKTARI TON	2023 MAYIS		2024 MAYIS		2025 MAYIS	
	TTS	0	-	3 TON	8%	4 TON

LEBLEBİ BEYAZ 9 mm

İŞLEM MİKTARI TON	2023 MAYIS		2024 MAYIS		2025 MAYIS	
	TTS	49 TON	142%	119 TON	-89%	14 TON

BEYAZ LEBLEBİ

LEBLEBİ BEYAZ 9 + 9,50 mm

İŞLEM MİKTARI TON	2023 MAYIS		2024 MAYIS		2025 MAYIS	
	TTS	107 TON	-72%	29 TON	123%	65 TON

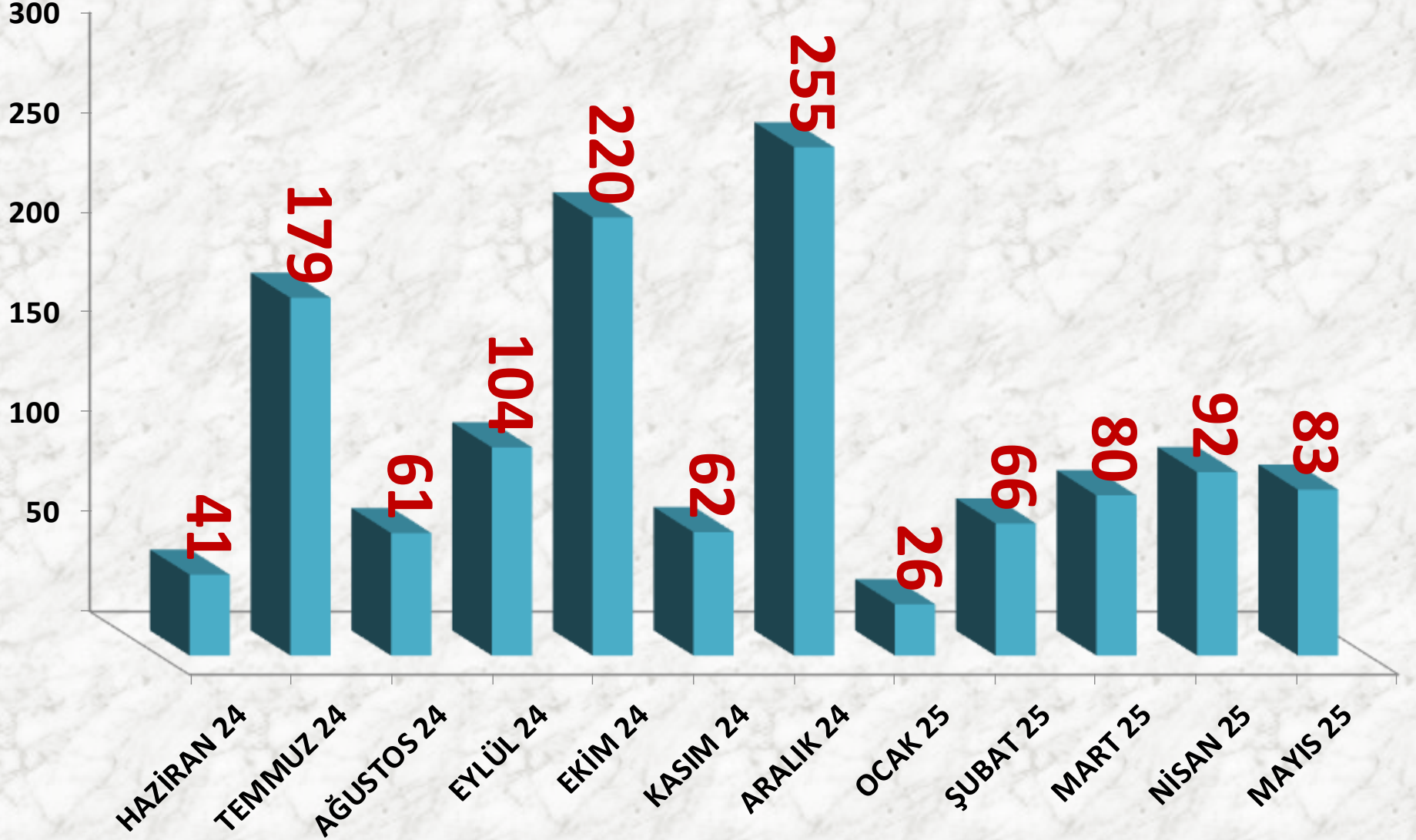
LEBLEBİ ELENTİ (Beyaz)

İŞLEM MİKTARI TON	2023 MAYIS		2024 MAYIS		2025 MAYIS	
	TTS	34 TON	-87%	4 TON	-88%	1 TON

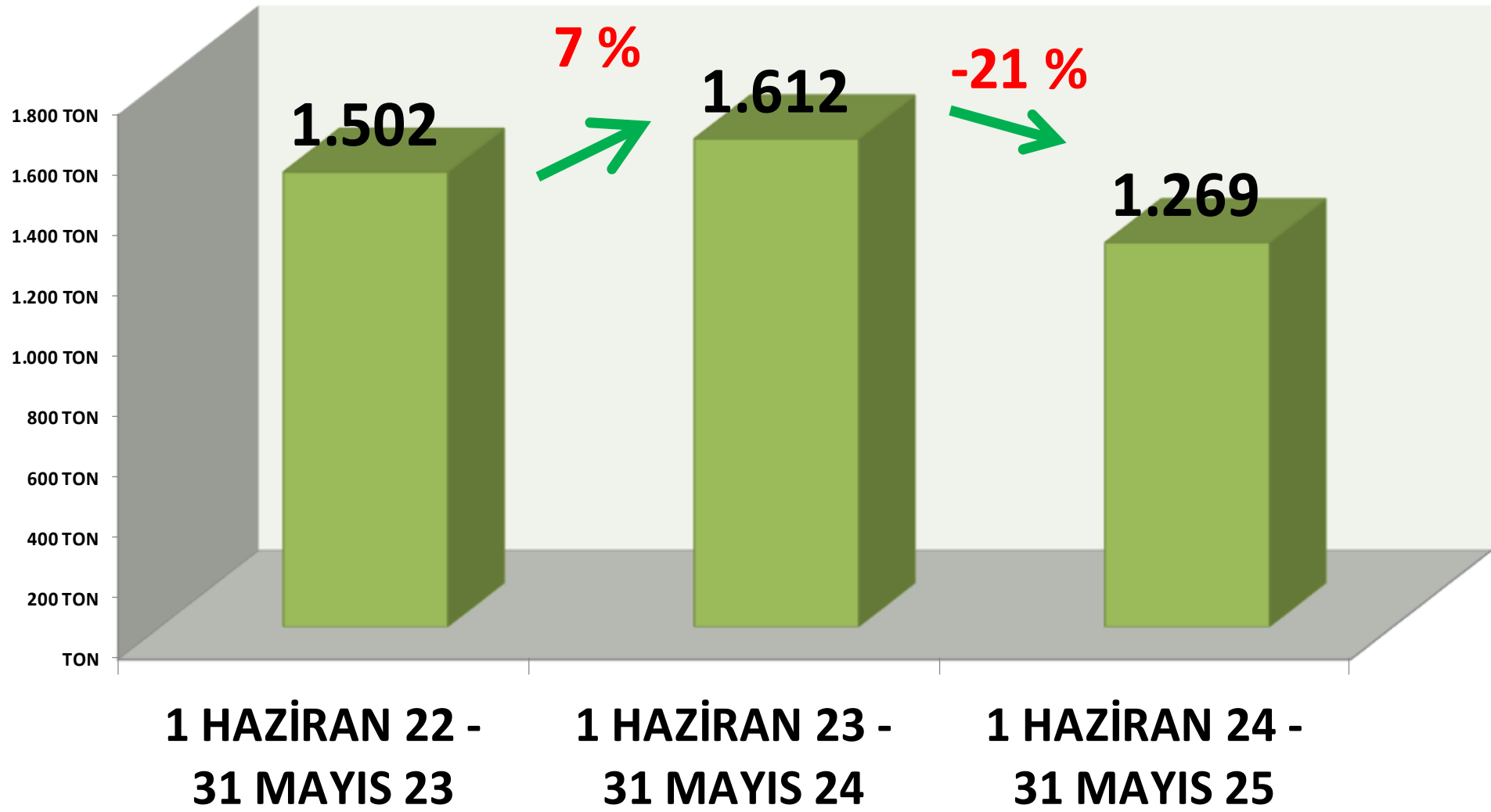
LEBLEBİ BEYAZ TOPLAM

İŞLEM MİKTARI TON	2023 MAYIS		2024 MAYIS		2025 MAYIS	
	TTS	<u>190 TON</u>	-18%	<u>156 TON</u>	-47%	<u>83 TON</u>

Leblebi Beyaz İşlem Miktarı (Ton)



YILLIK TOPLAM BEYAZ LEBLEBİ İŞLEM MİKTARI (TON)



LEBLEBİ BEYAZ 8,50 mm FİYATLARI

FİYAT	2023 MAYIS	2024 MAYIS		2025 MAYIS	
EN AZ	-	-	50,50 TL	49%	75,00 TL
EN ÇOK	-	-	67,33 TL	34%	90,00 TL
ORTALAMA	-	-	52,03 TL	65%	85,60 TL

LEBLEBİ BEYAZ 9 mm FİYATLARI

FİYAT	2023 MAYIS	2024 MAYIS		2025 MAYIS	
EN AZ	50,00 TL	86%	93,00 TL	32%	122,75 TL
EN ÇOK	58,00 TL	95%	113,00 TL	16%	131,00 TL
ORTALAMA	52,23 TL	98%	103,18 TL	24%	127,45 TL

LEBLEBİ BEYAZ 9 + 9,50 mm FİYATLARI

FİYAT	2023 MAYIS	2024 MAYIS		2025 MAYIS	
EN AZ	45,98 TL	55%	71,29 TL	30%	93,00 TL
EN ÇOK	49,23 TL	73%	85,00 TL	41%	120,00 TL
ORTALAMA	48,33 TL	67%	80,91 TL	46%	118,14 TL

LEBLEBİ ELENTİ (Beyaz) Fiyatları

ORTALAMA FİYAT	2023 MAYIS	2024 MAYIS		2025 MAYIS	
	11,57 TL	-14%	10,00 TL	500%	60,00 TL

SARI LEBLEBİ

LEBLEBİ SARI 9 mm

İŞLEM MİKT. TON	2023 MAYIS	2024 MAYIS		2025 MAYIS	
TTS	2 TON	2019%	32 TON	-98%	1 TON

LEBLEBİ SARI 9,50 mm

İŞLEM MİKT. TON	2023 MAYIS	2024 MAYIS		2025 MAYIS	
TTS	83 TON	-38%	52 TON	77%	91 TON

LEBLEBİ SARI 9,75 mm

İŞLEM MİKT. TON	2023 MAYIS	2024 MAYIS		2025 MAYIS	
TTS	88 TON	128%	201 TON	-25%	151 TON

LEBLEBİ SARI 10 mm

İŞLEM MİKT. TON	2023 MAYIS	2024 MAYIS		2025 MAYIS	
TTS	198 TON	-77%	45 TON	-95%	2 TON

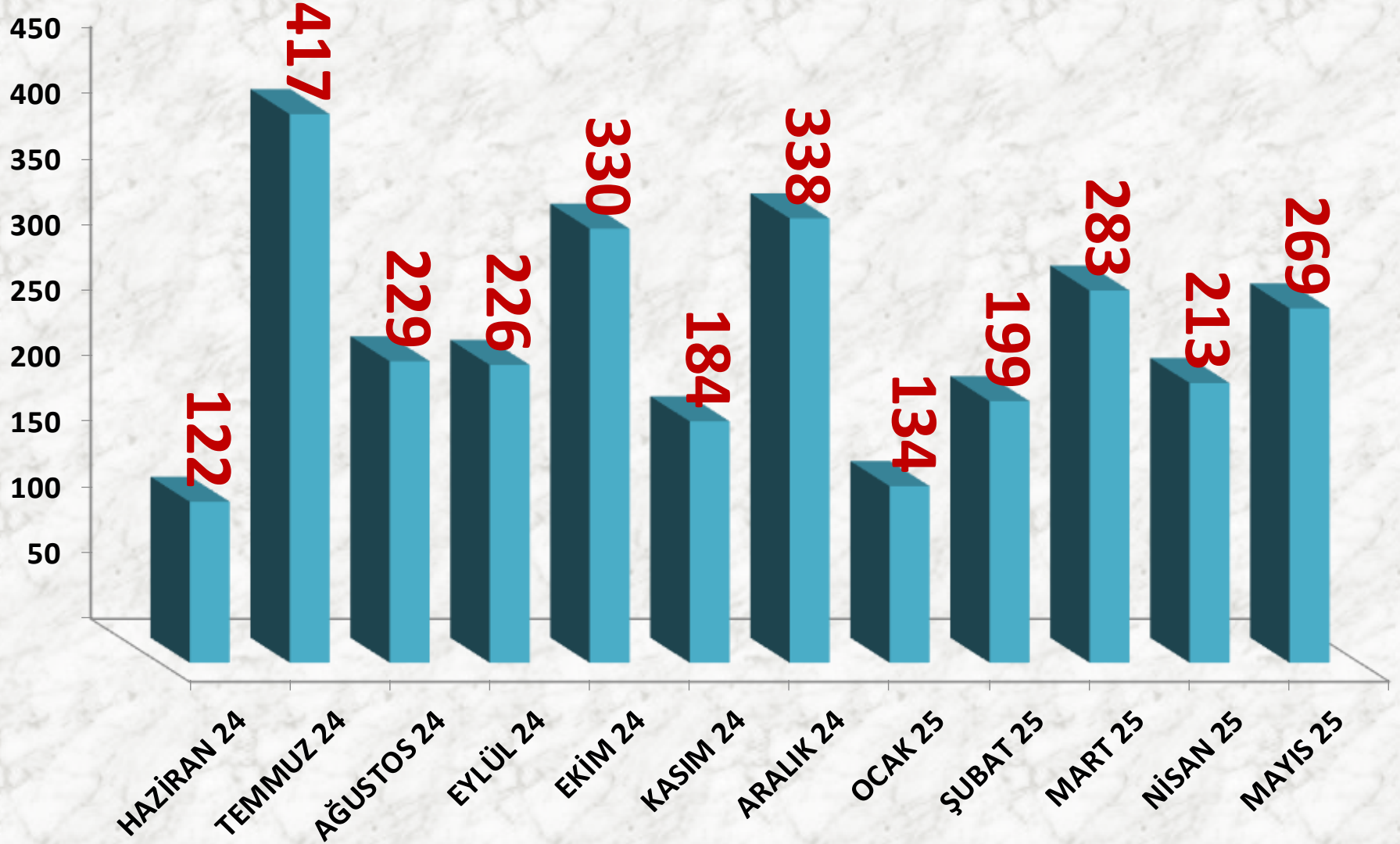
LEBLEBİ KALBURALTI (SARI)

İŞLEM MİKT. TON	2023 MAYIS	2024 MAYIS		2025 MAYIS	
TTS	0	-	7 TON	276%	25 TON

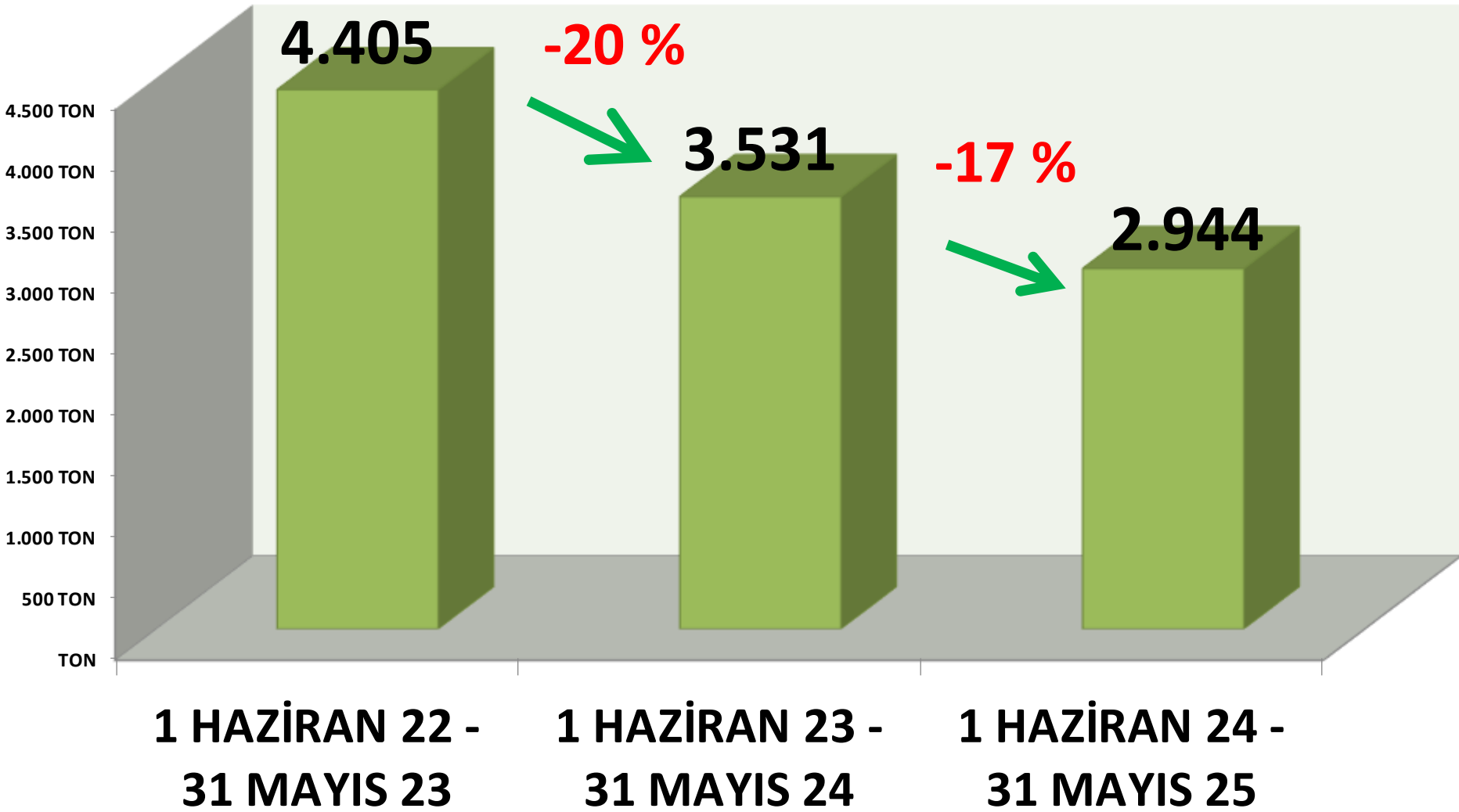
LEBLEBİ SARI TOPLAM

İŞLEM MİKT. TON	2023 MAYIS	2024 MAYIS		2025 MAYIS	
TTS	<u>370 TON</u>	-9%	<u>336 TON</u>	-20%	<u>269 TON</u>

Leblebi Sarı İşlem Miktarı (Ton)



YILLIK TOPLAM SARI LEBLEBİ İŞLEM MİKTARI (TON)



LEBLEBİ SARI 9 mm FİYATLARI

	2023 MAYIS	2024 MAYIS		2025 MAYIS	
EN AZ	32,00 TL	86%	59,65 TL	11%	66,00 TL
EN ÇOK	32,00 TL	113%	68,00 TL	18%	80,00 TL
ORTALAMA	32,00 TL	101%	64,30 TL	10%	70,83 TL

LEBLEBİ SARI 9,50 mm FİYATLARI

	2023 MAYIS	2024 MAYIS		2025 MAYIS	
EN AZ	35,25 TL	120%	77,50 TL	10%	85,00 TL
EN ÇOK	44,55 TL	80%	80,00 TL	25%	100,00 TL
ORTALAMA	41,72 TL	90%	79,39 TL	16%	92,34 TL

LEBLEBİ SARI 9,75 mm FİYATLARI

	2023 MAYIS	2024 MAYIS		2025 MAYIS	
EN AZ	46,50 TL	74%	81,00 TL	23%	100,03 TL
EN ÇOK	49,00 TL	84%	90,00 TL	33%	120,00 TL
ORTALAMA	47,84 TL	76%	84,35 TL	28%	107,70 TL

LEBLEBİ SARI 10 mm FİYATLARI

	2023 MAYIS	2024 MAYIS		2025 MAYIS	
EN AZ	50,50 TL	84%	93,00 TL	30%	120,50 TL
EN ÇOK	63,00 TL	59%	100,00 TL	46%	146,00 TL
ORTALAMA	52,28 TL	80%	93,95 TL	38%	129,45 TL

LEBLEBİ KALBURALTI (SARI) FİYATLARI

	2023 MAYIS	2024 MAYIS		2025 MAYIS	
ORTALAMA FİYAT	-	-	32,29 TL	-38%	20,18 TL

YILLIK YURTIÇI TOPLAM LEBLEBİ İŞLEM MİKTARI

MIKTAR	1 HAZİRAN 22 - 31 MAYIS 23	1 HAZİRAN 23 - 31 MAYIS 24		1 HAZİRAN 24 - 31 MAYIS 25	
SARI	4.405 TON	-20%	3.531 TON	-17%	2.944 TON
BEYAZ	1.502 TON	7%	1.612 TON	-21%	1.269 TON
KAPL.+KIRIK	2.168 TON	-9%	1.967 TON	-19%	1.597 TON
LEBLEBİ TOPLAM	8.075 TON	-12%	7.110 TON	-18%	5.810 TON

YILLIK TOPLAM TTS LEBLEBİ TESCİLİ



KAPL. + KIRIK



BEYAZ



SARI

40.000 TON
35.000 TON
30.000 TON
25.000 TON
20.000 TON
15.000 TON
10.000 TON
5.000 TON
TON

1 HAZİRAN 22 -
31 MAYIS 23

2168 TON
1.502 TON
4.405 TON

-12 %

1 HAZİRAN 23 -
31 MAYIS 24

1967 TON
1.612 TON
3.531 TON

-18 %

1 HAZİRAN 24 -
31 MAYIS 25

1597 TON
1.269 TON
2.944 TON

LEBLEBİ İHRACAT MİKTARLARI

2023 MAYIS

SARI LEBLEBİ	3.308 kg.
BEYAZ LEBLEBİ	14.464 kg.
KAPLAMALI LEBLEBİ	572 kg.
KIRIK LEBLEBİ	-
LEBLEBİ UNU	-
LEBLEBİ KALBURALTI	-
TOPLAM	18.344 kg.

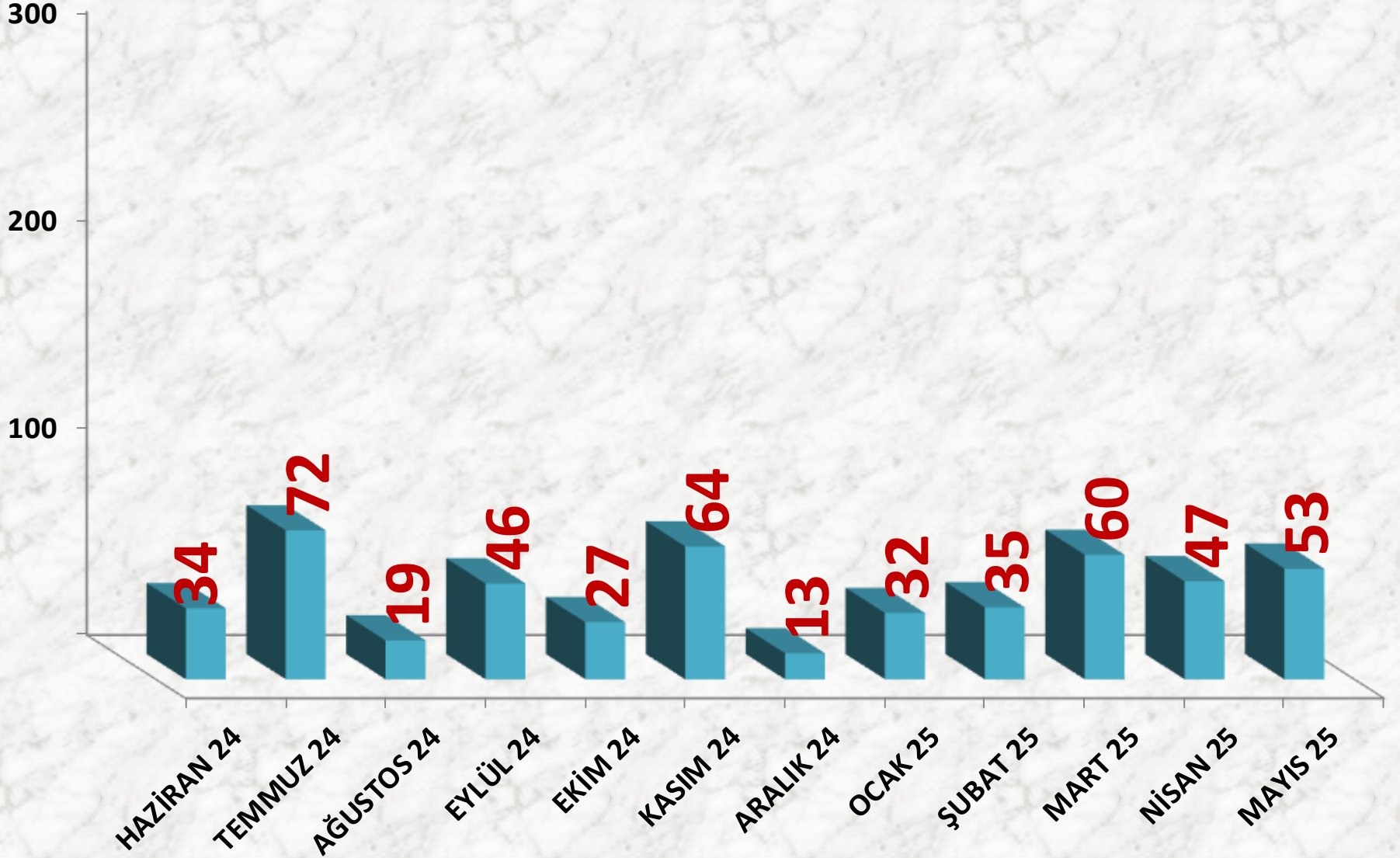
2024 MAYIS

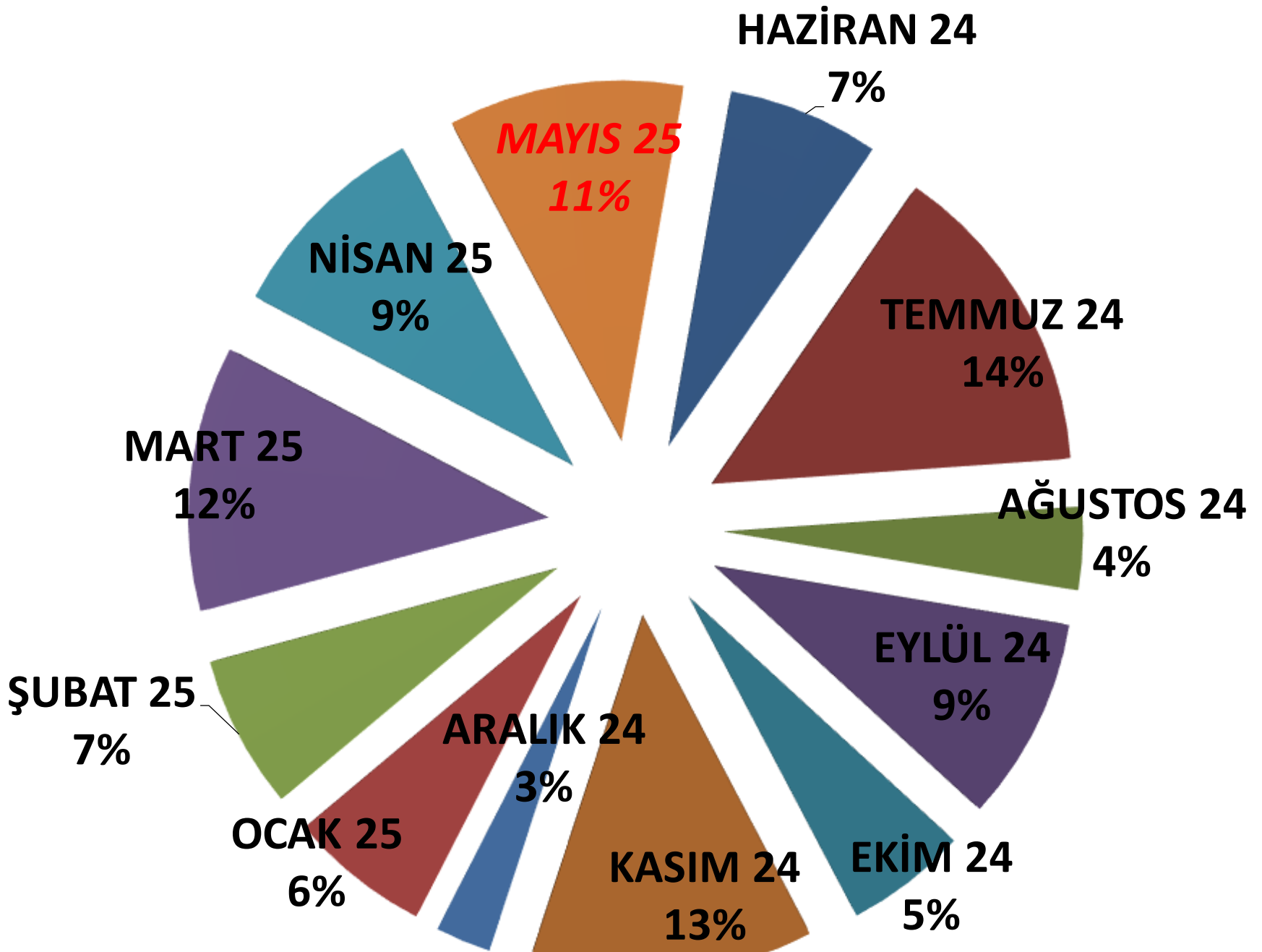
SARI LEBLEBİ	28.436 kg.
BEYAZ LEBLEBİ	2.528 kg.
KAPLAMALI LEBLEBİ	3.372 kg.
KIRIK LEBLEBİ	-
LEBLEBİ UNU	-
LEBLEBİ KALBURALTI	-
TOPLAM	34.336 kg.

2025 MAYIS

SARI LEBLEBİ	26.240 kg.
BEYAZ LEBLEBİ	24.500 kg.
KAPLAMALI LEBLEBİ	2.500 kg.
KIRIK LEBLEBİ	-
LEBLEBİ UNU	-
LEBLEBİ KALBURALTI	-
TOPLAM	53.240 kg.

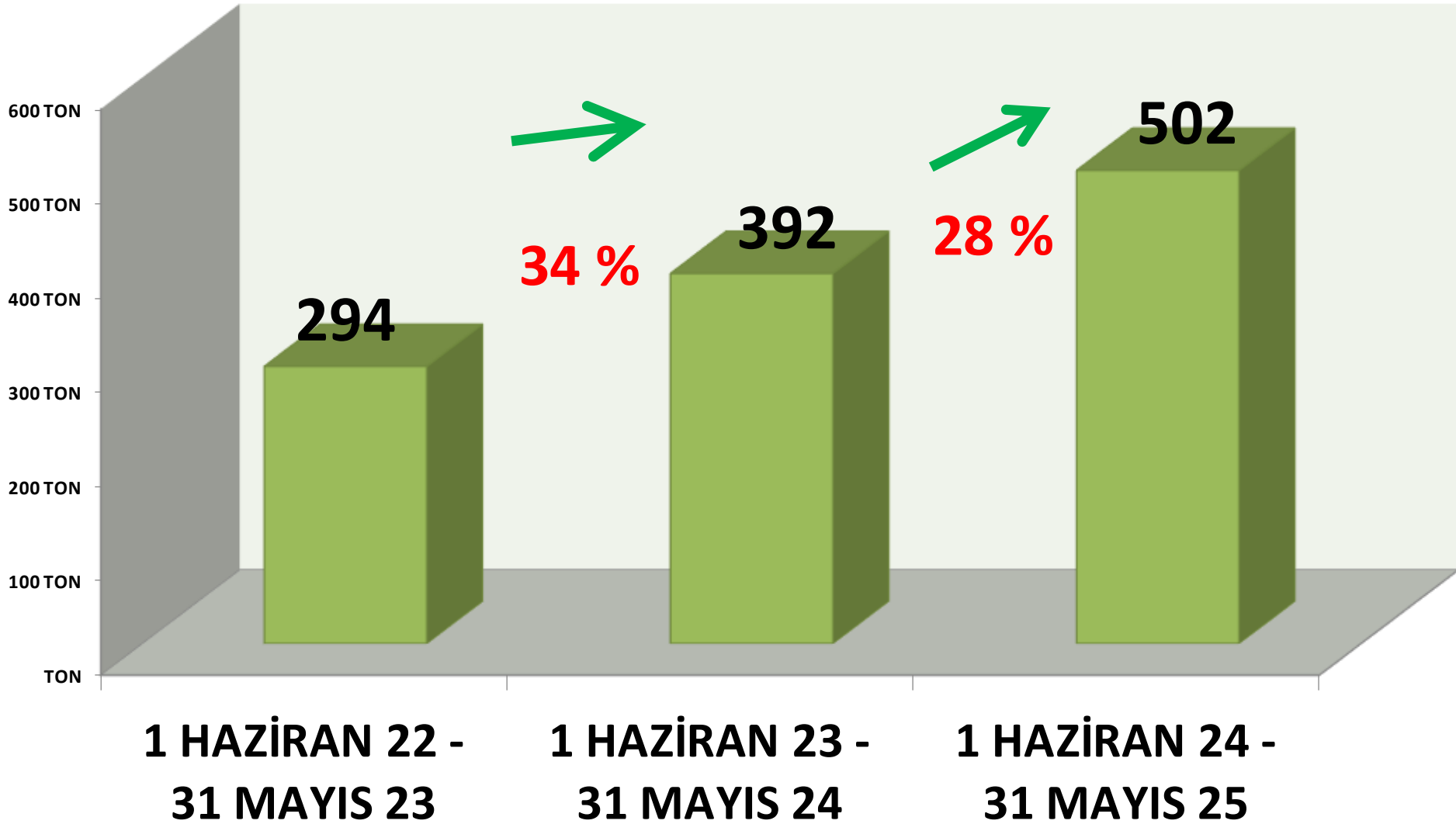
Leblebi İhracat (Ton)





AYLIK LEBLEBİ İHR. İŞLEM MİKTARI ORANLARI

YILLIK TOPLAM LEBLEBİ İHRACAT MİKTARI (TON)



AYÇEKİRDEĞİ

İŞLEM MİKTARI TON	2023 MAYIS	2024 MAYIS		2025 MAYIS	
MTS	1.051 TON	-15%	895 TON	70%	1.522 TON
TTS	621 TON	-5%	591 TON	193%	1.730 TON

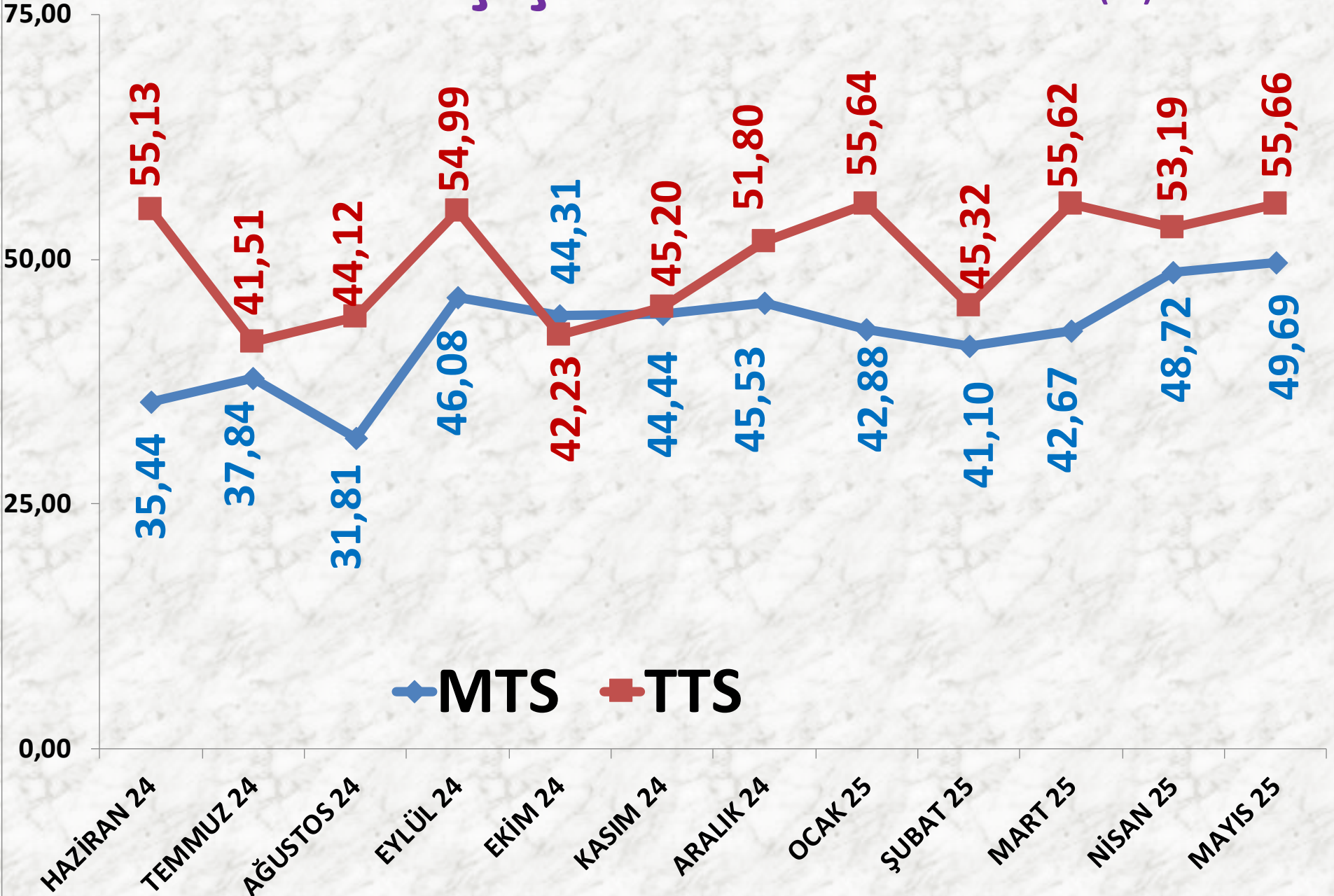
AYÇİÇEĞİ FİYATLARI

EN AZ FİYAT	2023 MAYIS	2024 MAYIS		2025 MAYIS	
MTS	20,73 TL	-9%	18,85 TL	62%	30,50 TL
TTS	28,00 TL	-4%	27,00 TL	37%	37,00 TL

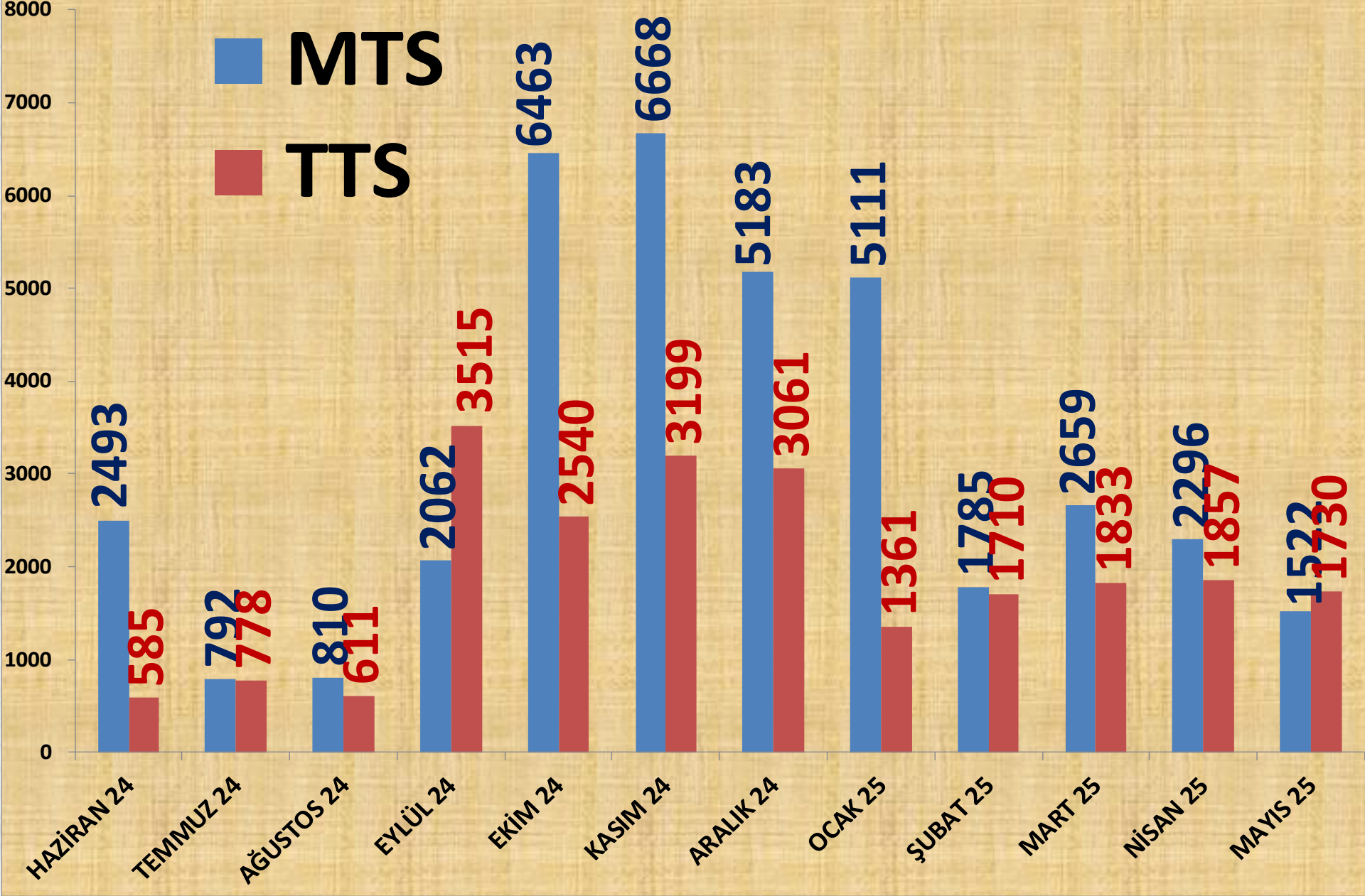
EN ÇOK FİYAT	2023 MAYIS	2024 MAYIS		2025 MAYIS	
MTS	45,09 TL	33%	60,00 TL	33%	80,00 TL
TTS	62,33 TL	31%	81,82 TL	41%	115,00 TL

ORTALAMA FİYAT	2023 MAYIS	2024 MAYIS		2025 MAYIS	
MTS	38,49 TL	7%	41,13 TL	21%	49,69 TL
TTS	41,53 TL	10%	45,78 TL	22%	55,66 TL

AYLIK AYÇİÇEĞİ FİYAT TRENDİ (TL)



AYLIK AYÇİÇEĞİ İŞLEM MİKTARI (TON)



EYLÜL 24

5%

AĞUSTOS 24

2%

TEMMUZ 24

2%

HAZİRAN 24

7%

MAYIS 25

4%

NİSAN 25

6%

MART 25

7%

ŞUBAT 25

5%

OCAK 25

13%

KASIM 24

18%

ARALIK 24

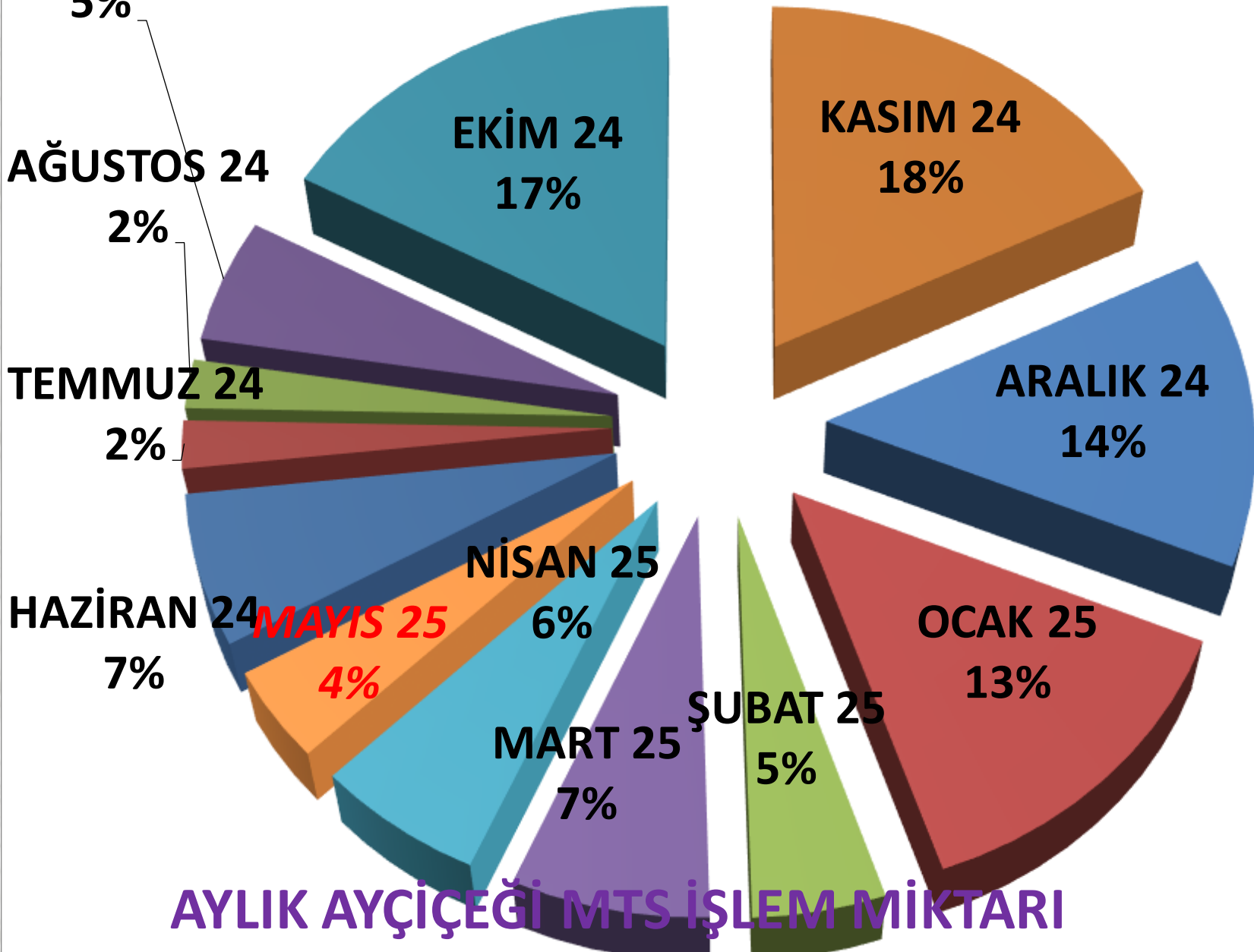
14%

EKİM 24

17%

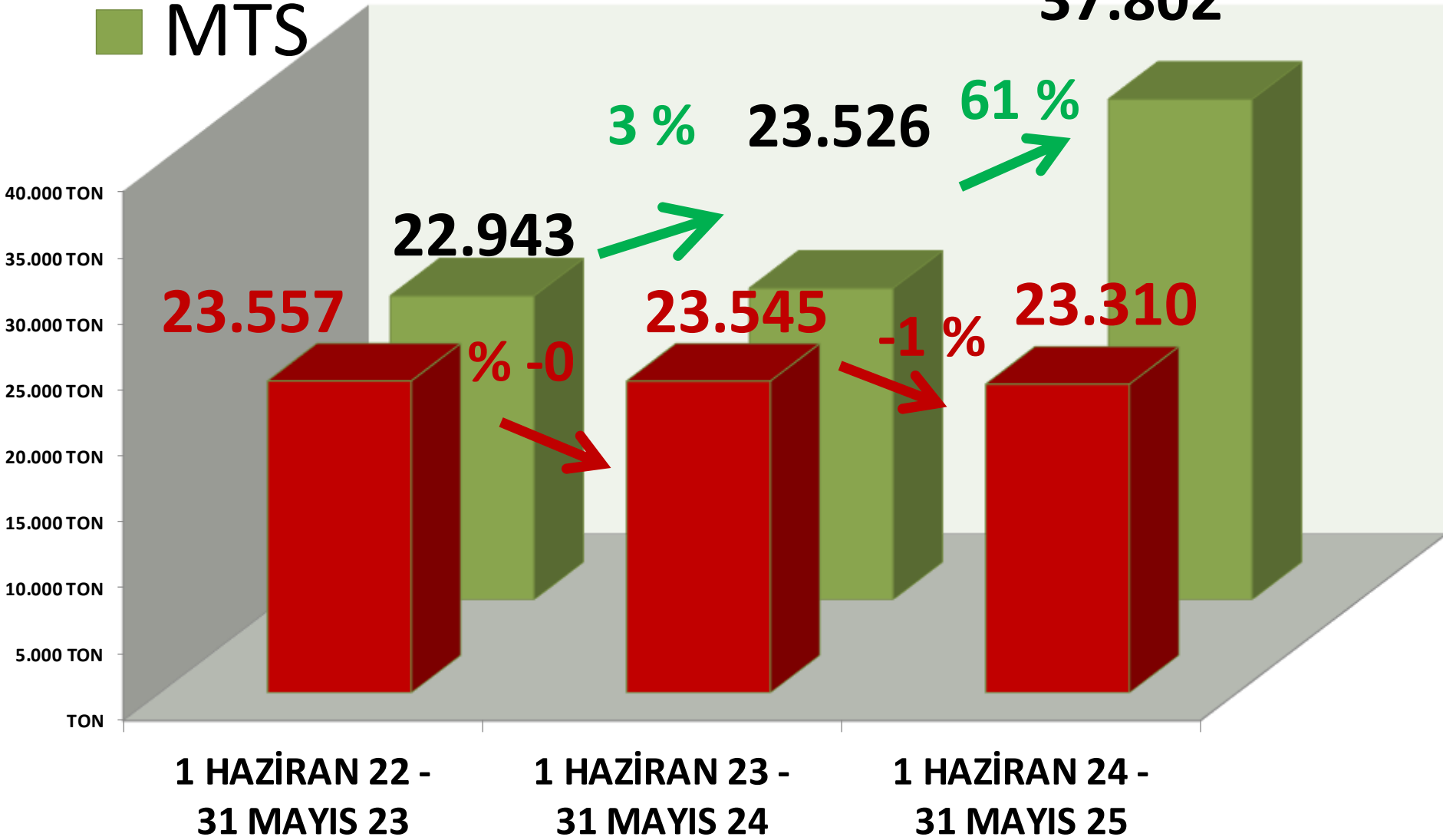
AYLIK AYÇİÇEĞİ MTS İŞLEM MİKTARI

ORANLARI




■ TTS YILLIK AYÇİÇEĞİ İŞLEM MİKTARI (TON)

■ MTS




MAYIS AYLARI AYÇİÇEĞİ FİYAT TRENDİ (TL)

◆ MTS
■ TTS

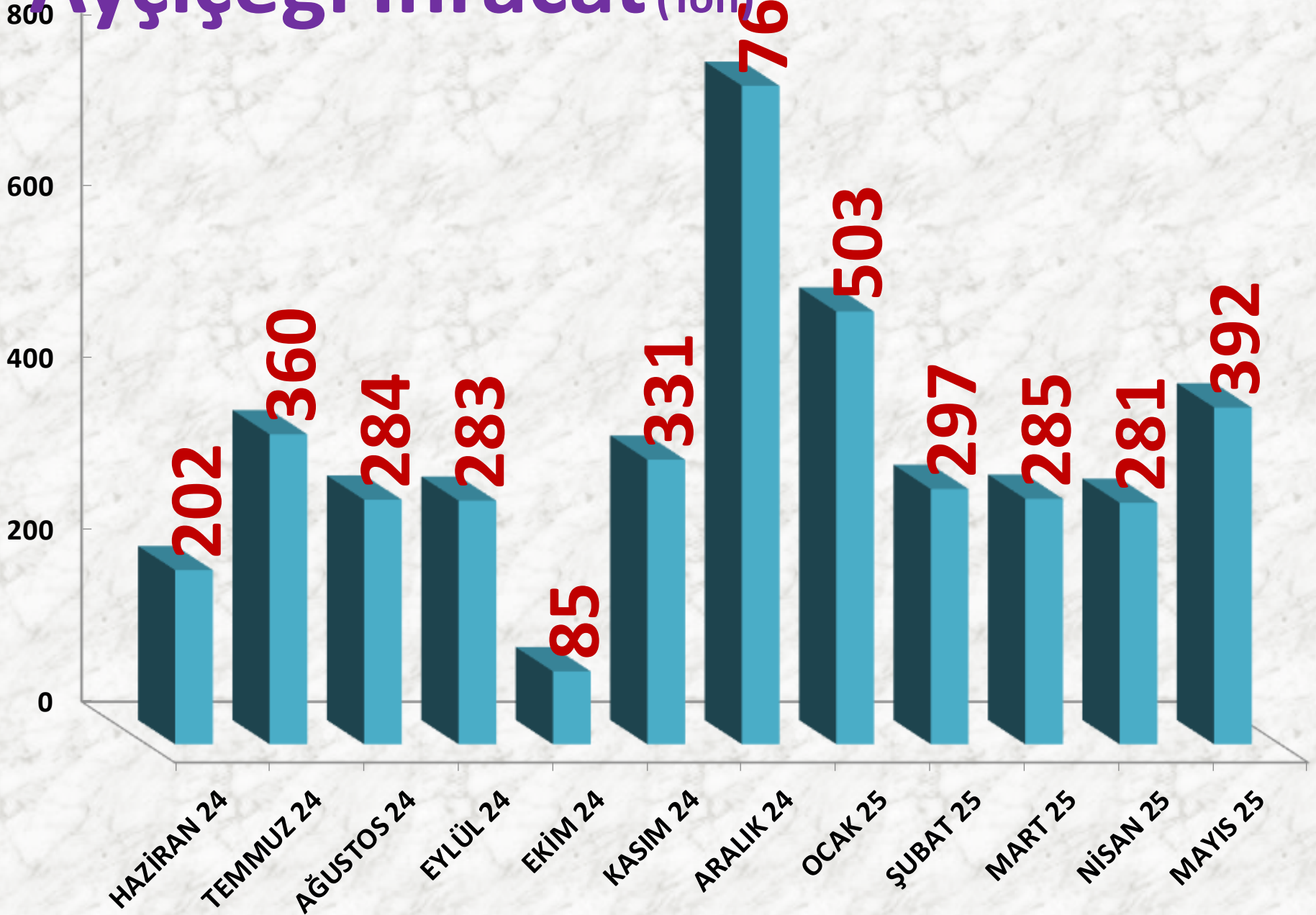


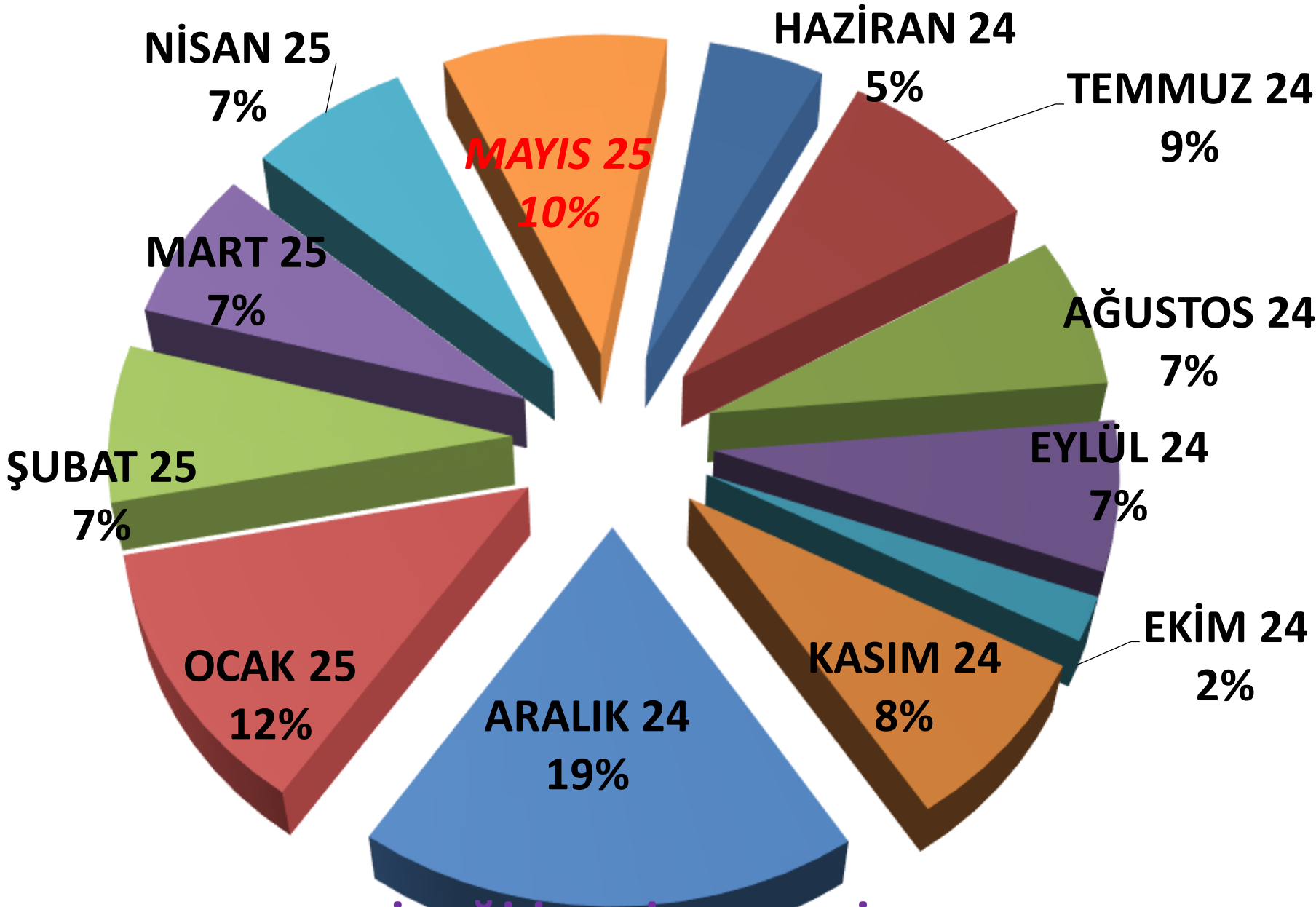
AYÇEKİRDEĞİ İHRACATI

	2023 MAYIS	2024 MAYIS		2025 MAYIS	
İHRACAT	237 TON	19%	282 TON	39%	392 TON



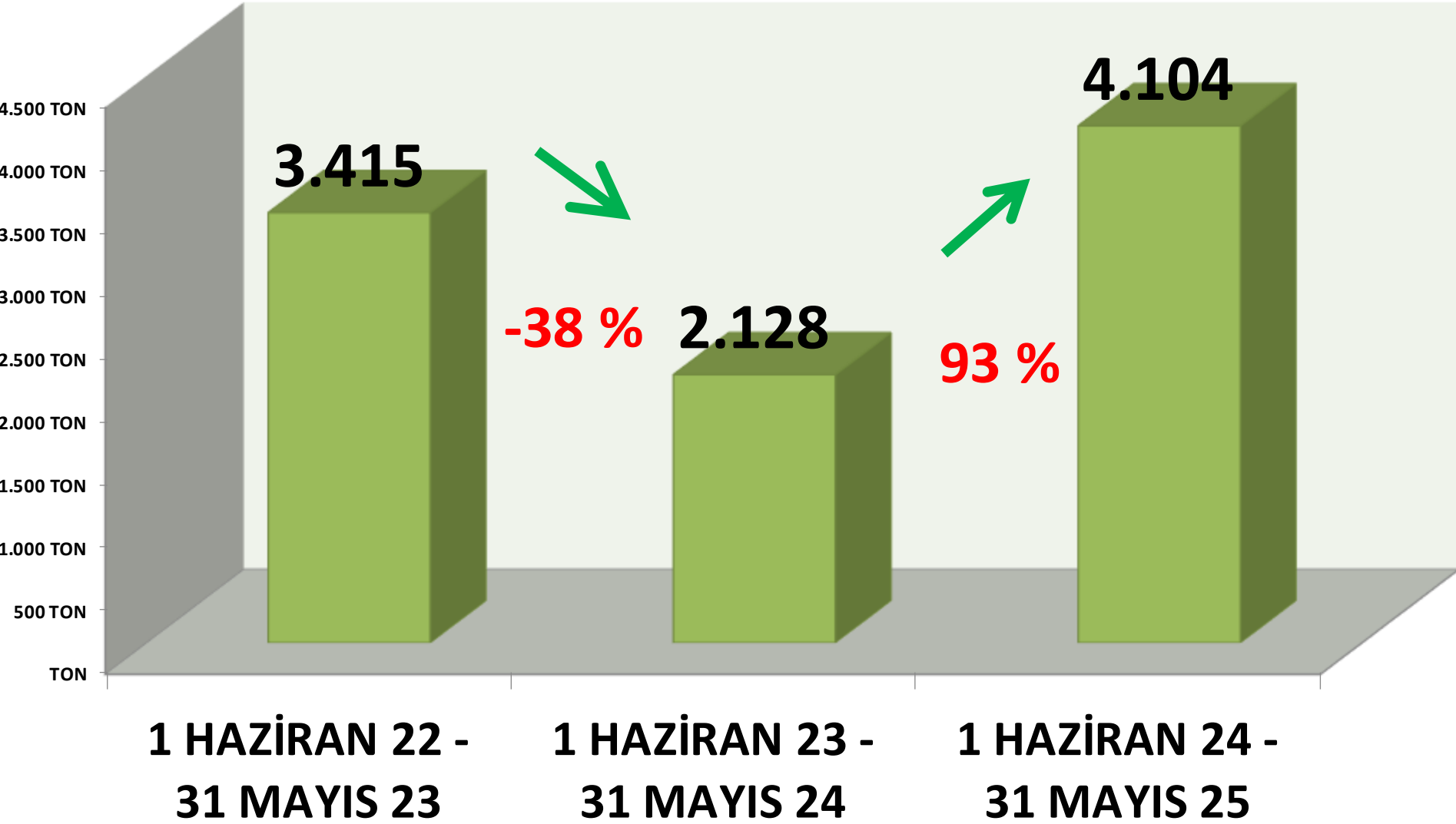
Ayçiçeği İhracat (Ton)





**AYLIK AYÇİÇEĞİ İHR. İŞLEM MİKTARI
ORANLARI**

YILLIK TOPLAM AYÇİÇEĞİ İHRACAT MİKTARI (TON)



SÜT

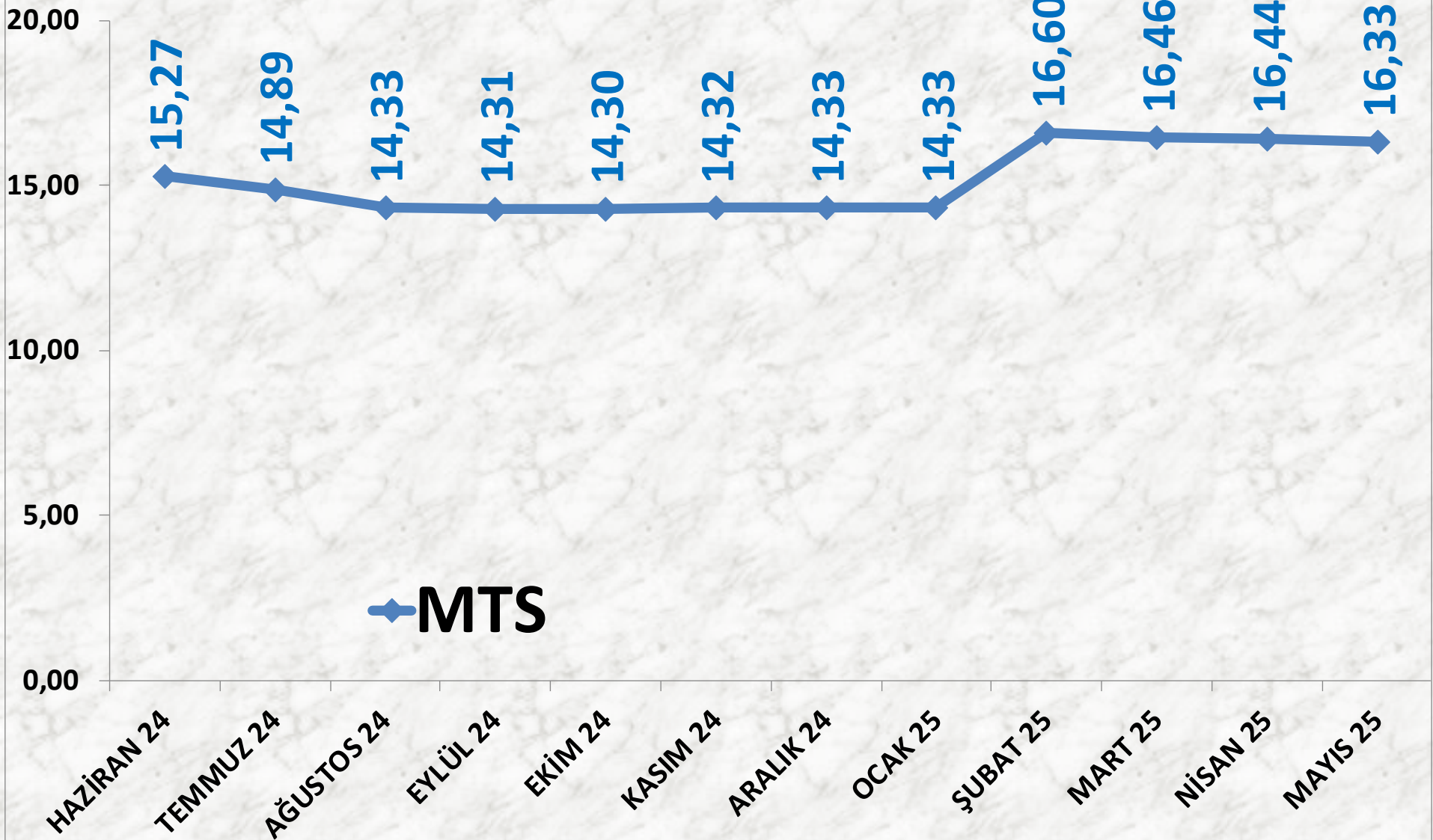
İŞLEM MİKTARI (M ³)	2023 MAYIS		2024 MAYIS		2025 MAYIS	
	MTS	29.533 M ³	14%	33.809 M ³	7%	36.178 M ³

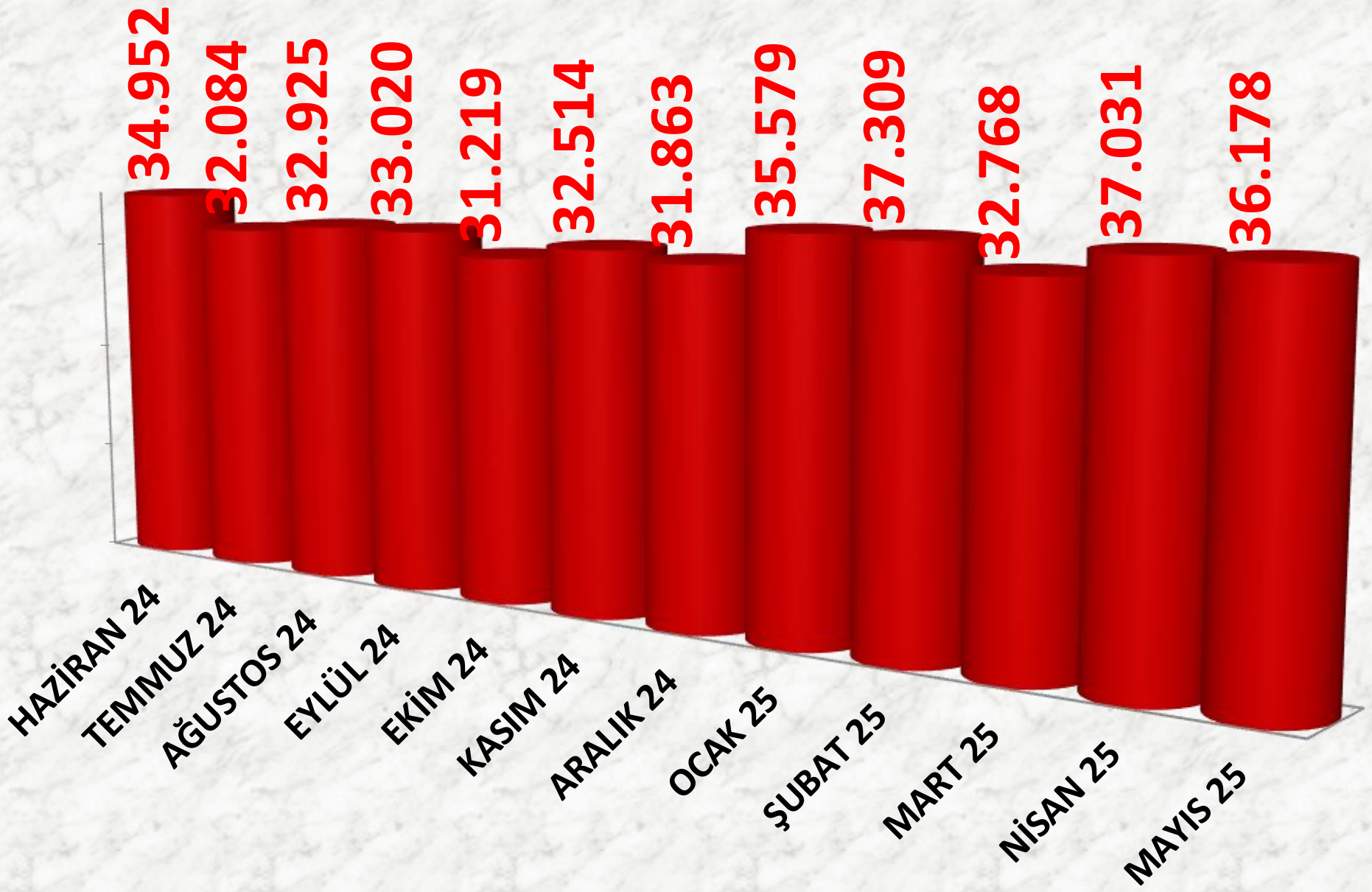
EN AZ FİYAT	2023 MAYIS		2024 MAYIS		2025 MAYIS	
	MTS	9,00 TL	0%	9,00 TL	56%	14,00 TL

EN ÇOK FİYAT	2023 MAYIS		2024 MAYIS		2025 MAYIS	
	MTS	11,87 TL	85%	21,95 TL	-15%	18,74 TL

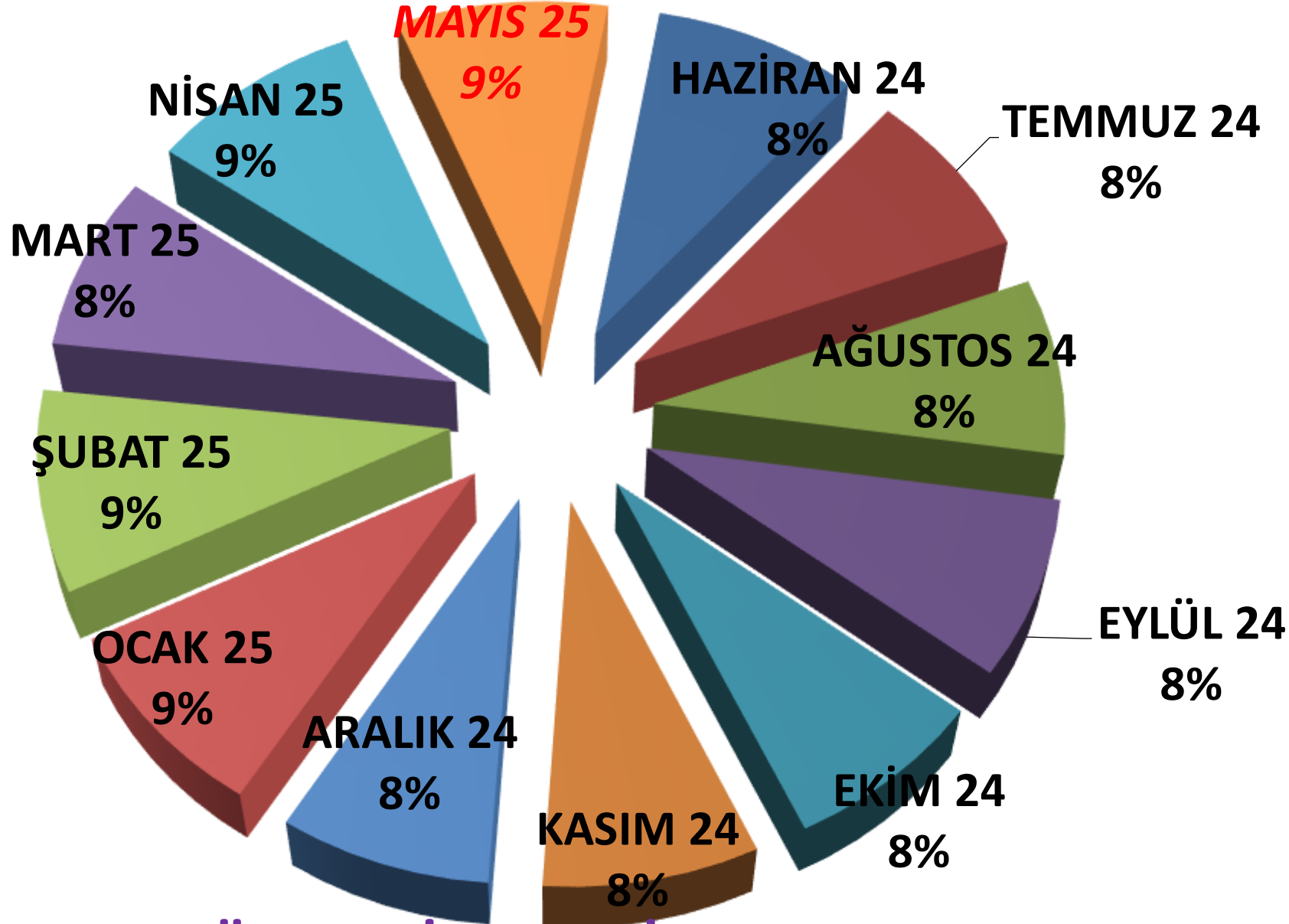
ORTALAMA FİYAT	2023 MAYIS		2024 MAYIS		2025 MAYIS	
	MTS	10,74 TL	38%	14,83 TL	10%	16,33 TL

AYLIK İNEK SÜTÜ FİYAT TRENDİ_(TL)



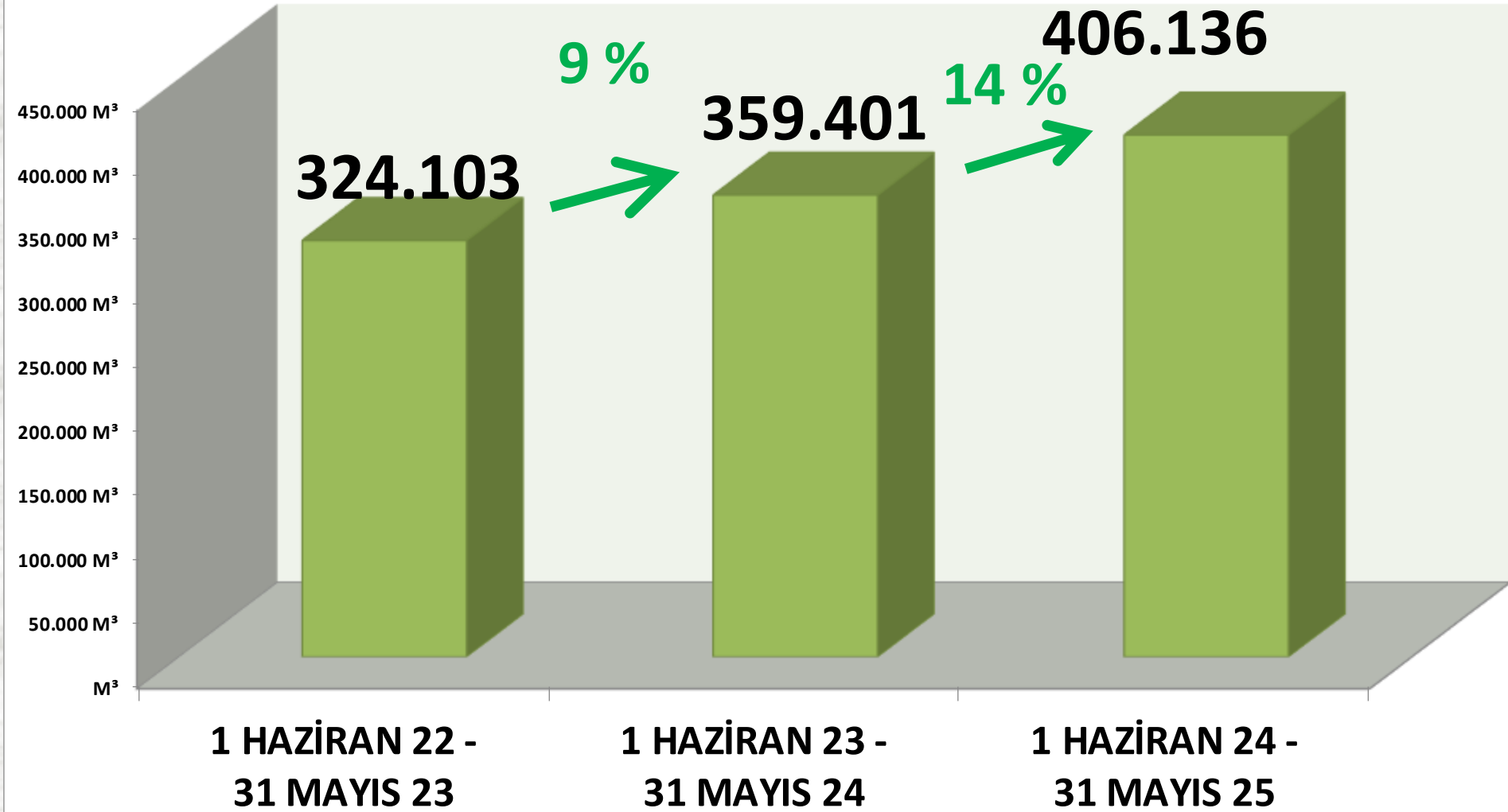


AYLIK SÜT İŞLEM MİKTARI (M³)



AYLIK SÜT MTS İŞLEM MİKTARI ORANLARI

YILLIK İNEK SÜTÜ İŞLEM MİKTARI (TON)



BEYAZ HAŞHAŞ

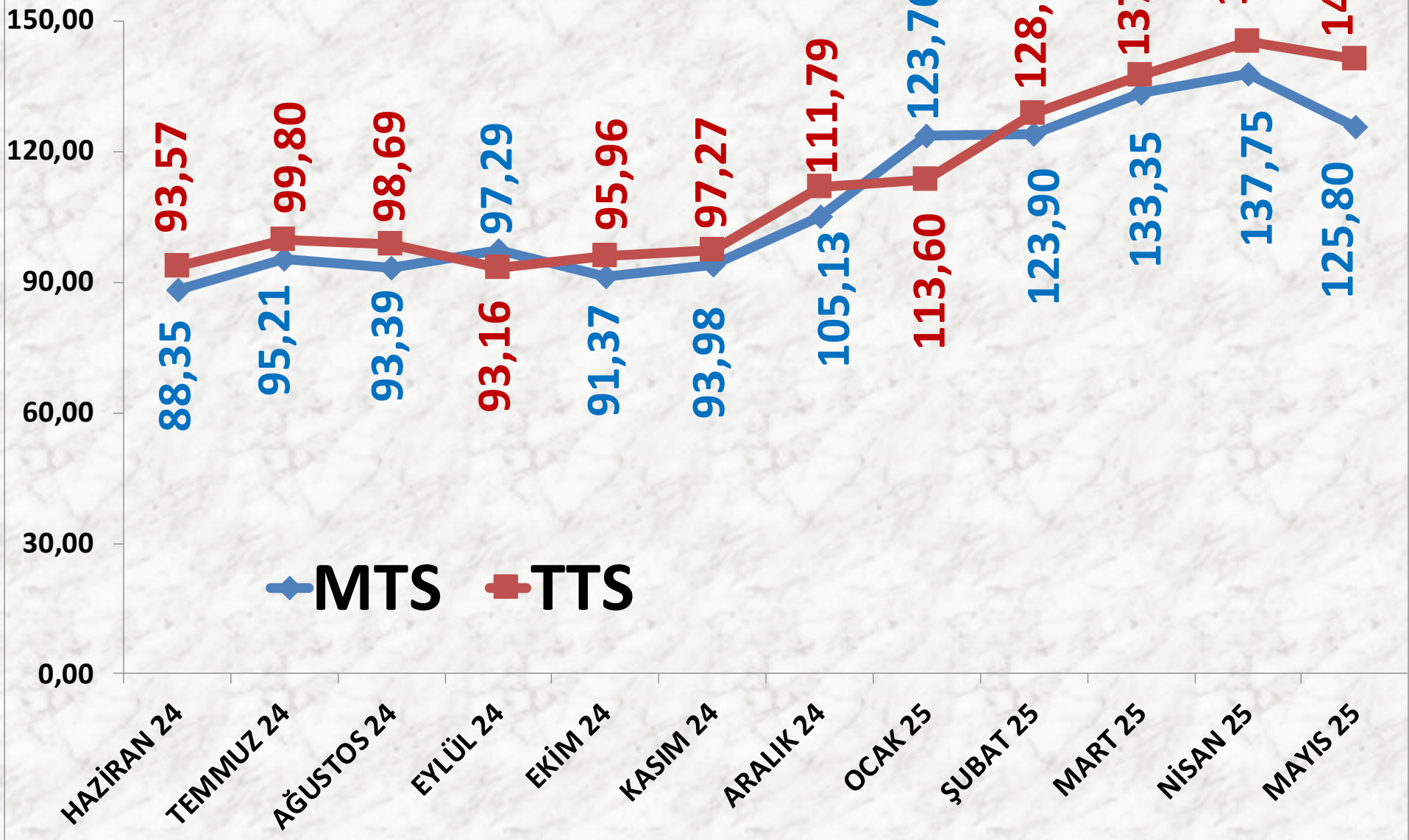
İŞLEM MİKTARI TON	2023 MAYIS	2024 MAYIS		2025 MAYIS	
MTS	15 TON	508%	93 TON	-89%	10 TON
TTS	45 TON	81%	81 TON	-73%	22 TON

EN AZ FİYAT	2023 MAYIS	2024 MAYIS		2025 MAYIS	
MTS	54,65 TL	51%	82,40 TL	33%	110,00 TL
TTS	57,60 TL	51%	86,70 TL	59%	138,00 TL

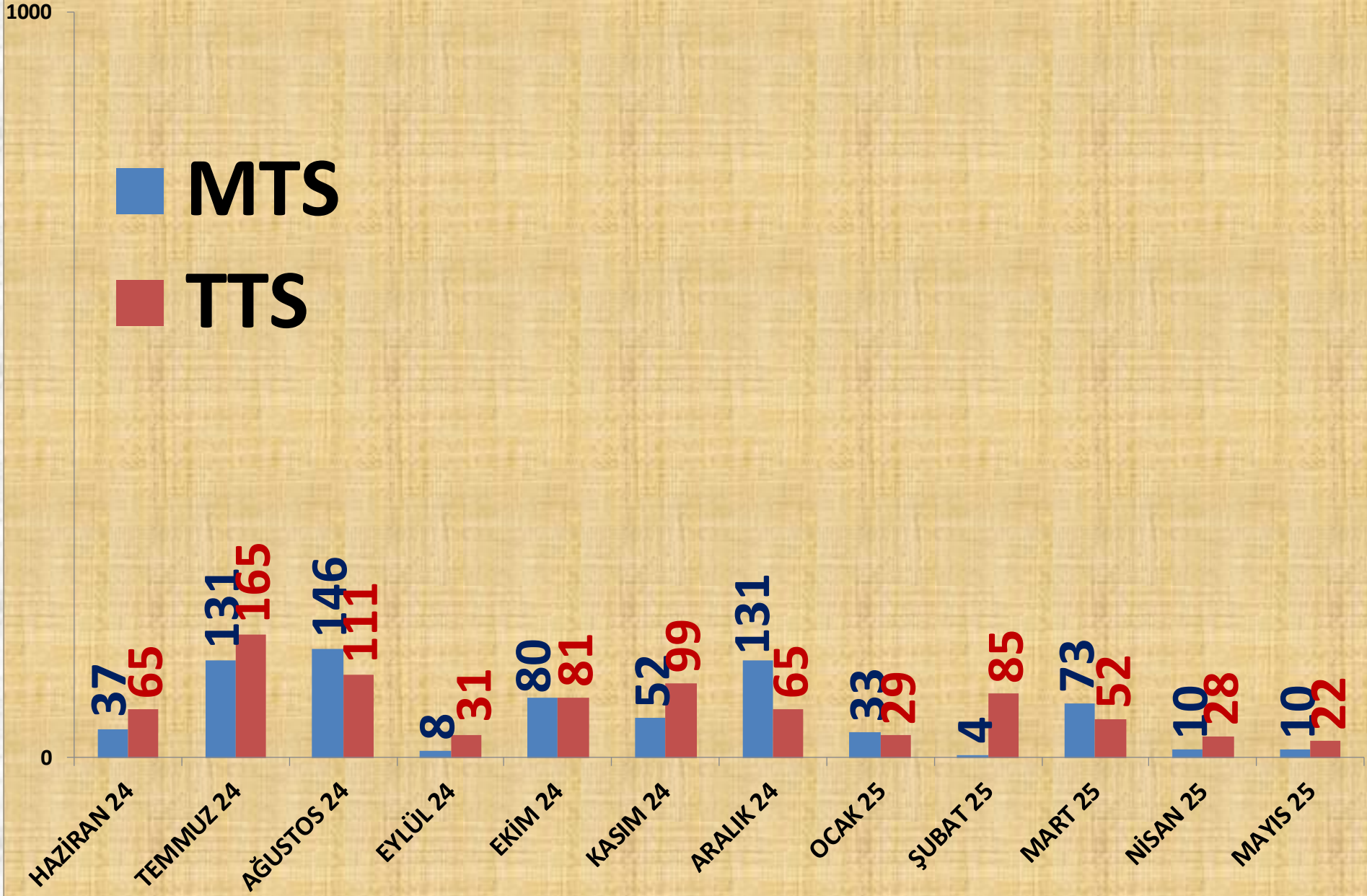
EN ÇOK FİYAT	2023 MAYIS	2024 MAYIS		2025 MAYIS	
MTS	71,53 TL	40%	100,00 TL	31%	131,10 TL
TTS	79,38 TL	70%	135,00 TL	30%	175,00 TL

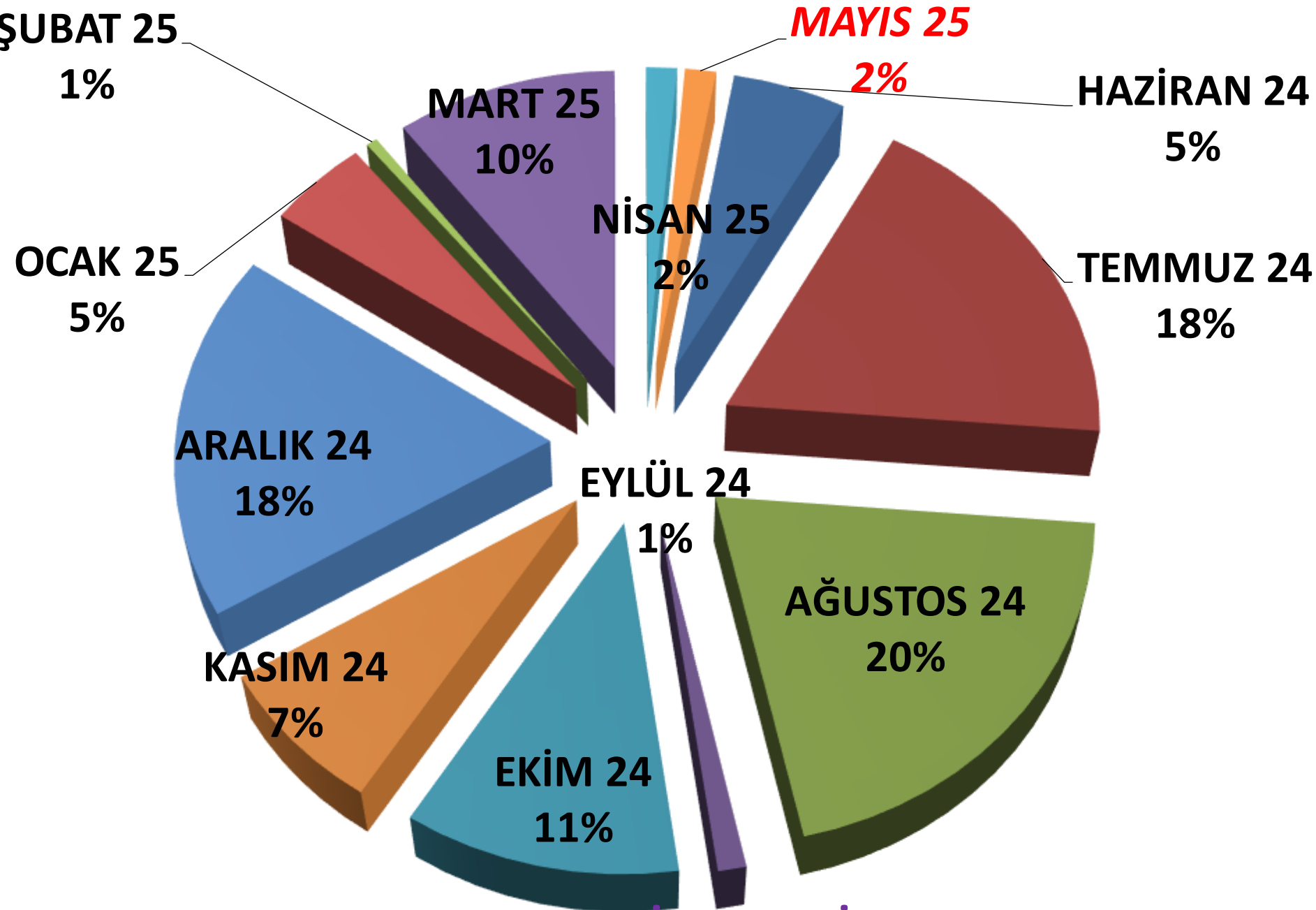
ORTALAMA FİYAT	2023 MAYIS	2024 MAYIS		2025 MAYIS	
MTS	59,35 TL	41%	83,74 TL	50%	125,80 TL
TTS	58,92 TL	48%	87,32 TL	62%	141,11 TL

AYLIK B. HAŞHAŞ FİYAT TRENDİ (₺)



AYLIK B. HAŞHAŞ İŞLEM MİKTARI (TON)



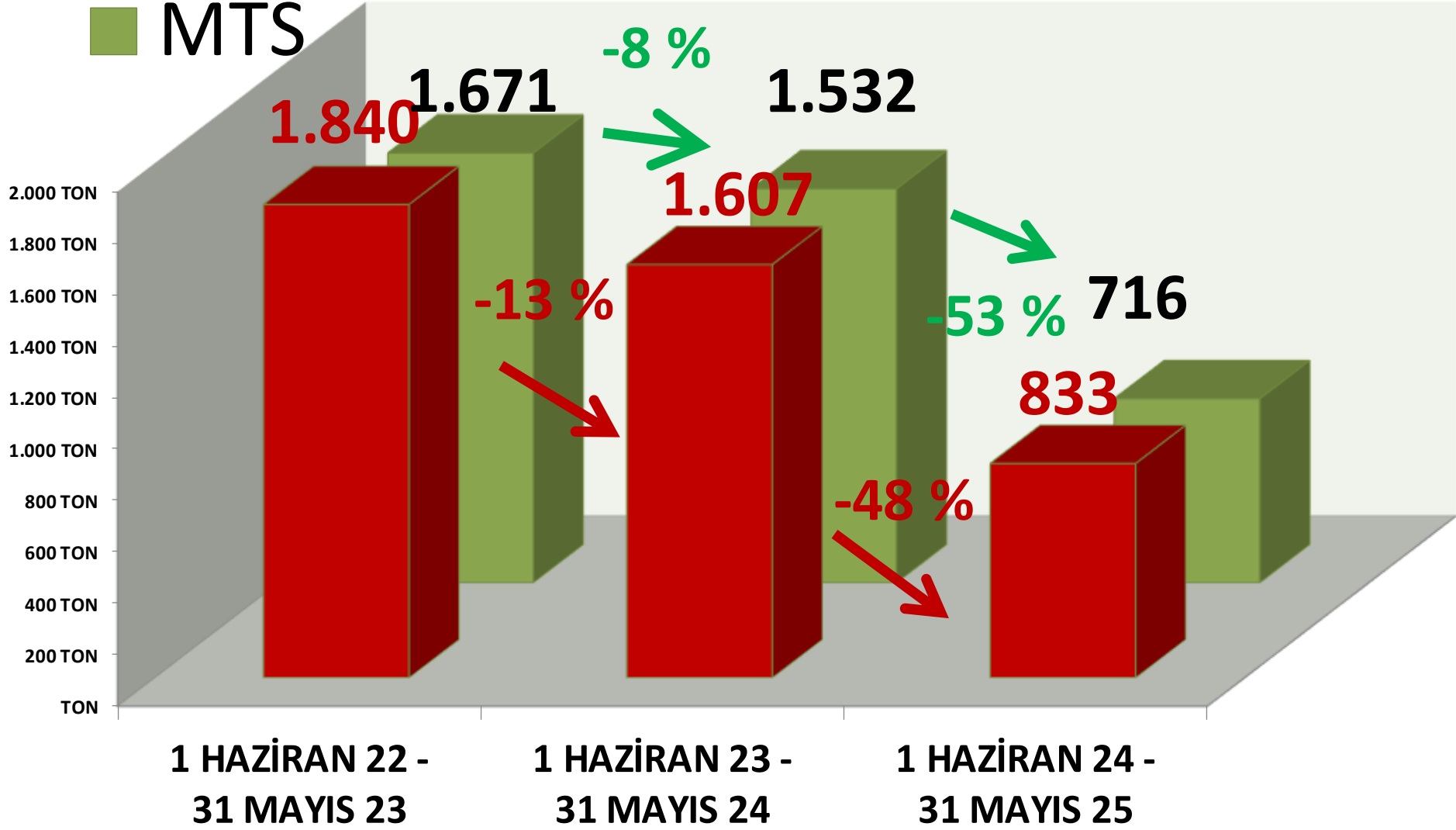


AYLIK B. HAŞHAŞ MTS İŞLEM MİKTARI ORANLARI

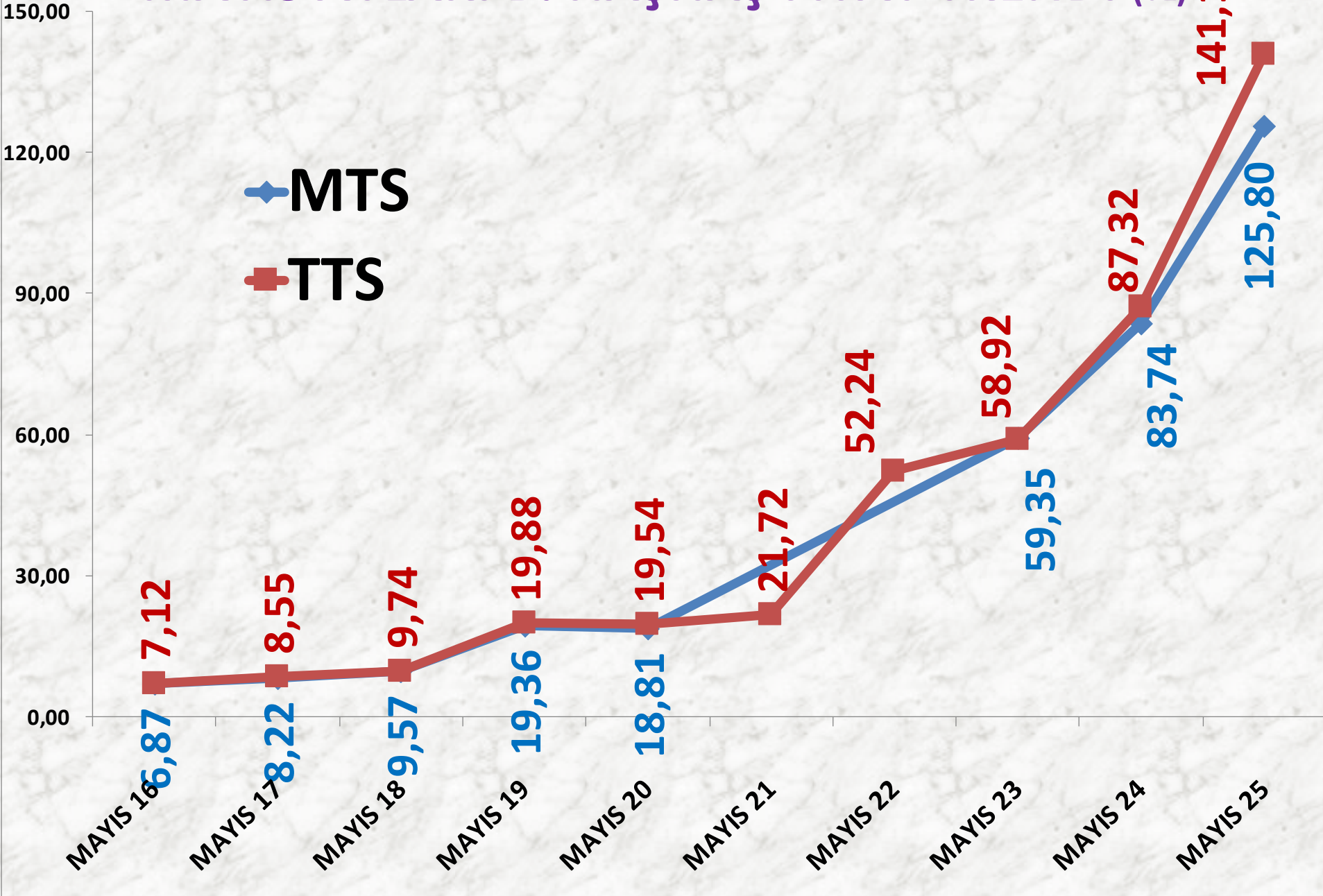
■ TTS

YILLIK B. HAŞHAŞ İŞLEM MİKTARI (TON)

■ MTS



MAYIS AYLARI B. HAŞHAŞ FİYAT TRENDİ (TL)



MAVİ HAŞHAŞ

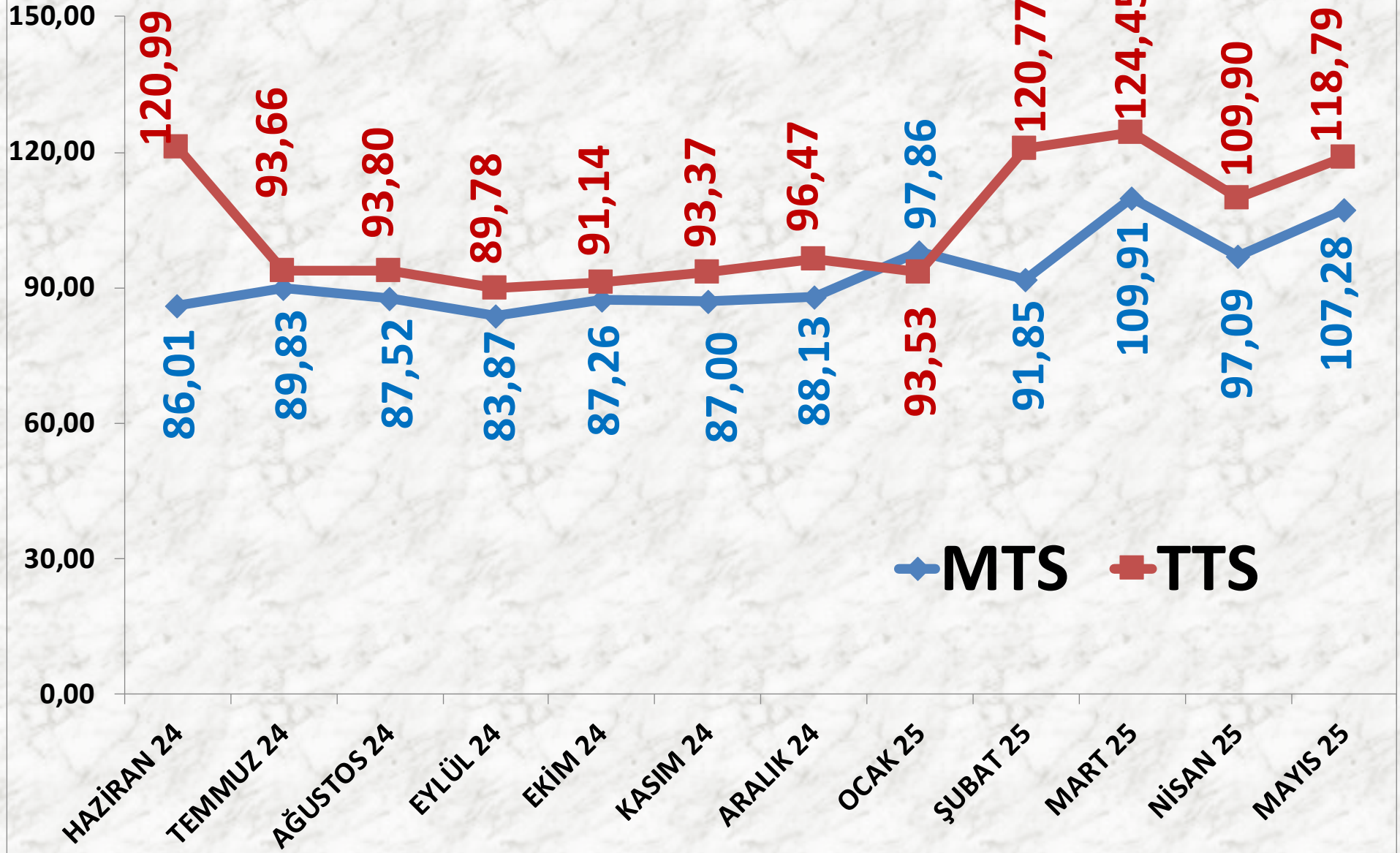
İŞLEM MİKTARI TON	2023 MAYIS	2024 MAYIS		2025 MAYIS	
MTS	17 TON	407%	84 TON	11%	93 TON
TTS	62 TON	19%	73 TON	-60%	29 TON

EN AZ FİYAT	2023 MAYIS	2024 MAYIS		2025 MAYIS	
MTS	50,00 TL	72%	86,20 TL	23%	106,40 TL
TTS	50,00 TL	77%	88,50 TL	30%	115,00 TL

EN ÇOK FİYAT	2023 MAYIS	2024 MAYIS		2025 MAYIS	
MTS	50,00 TL	81%	90,25 TL	21%	109,25 TL
TTS	67,00 TL	87%	125,00 TL	16%	145,00 TL

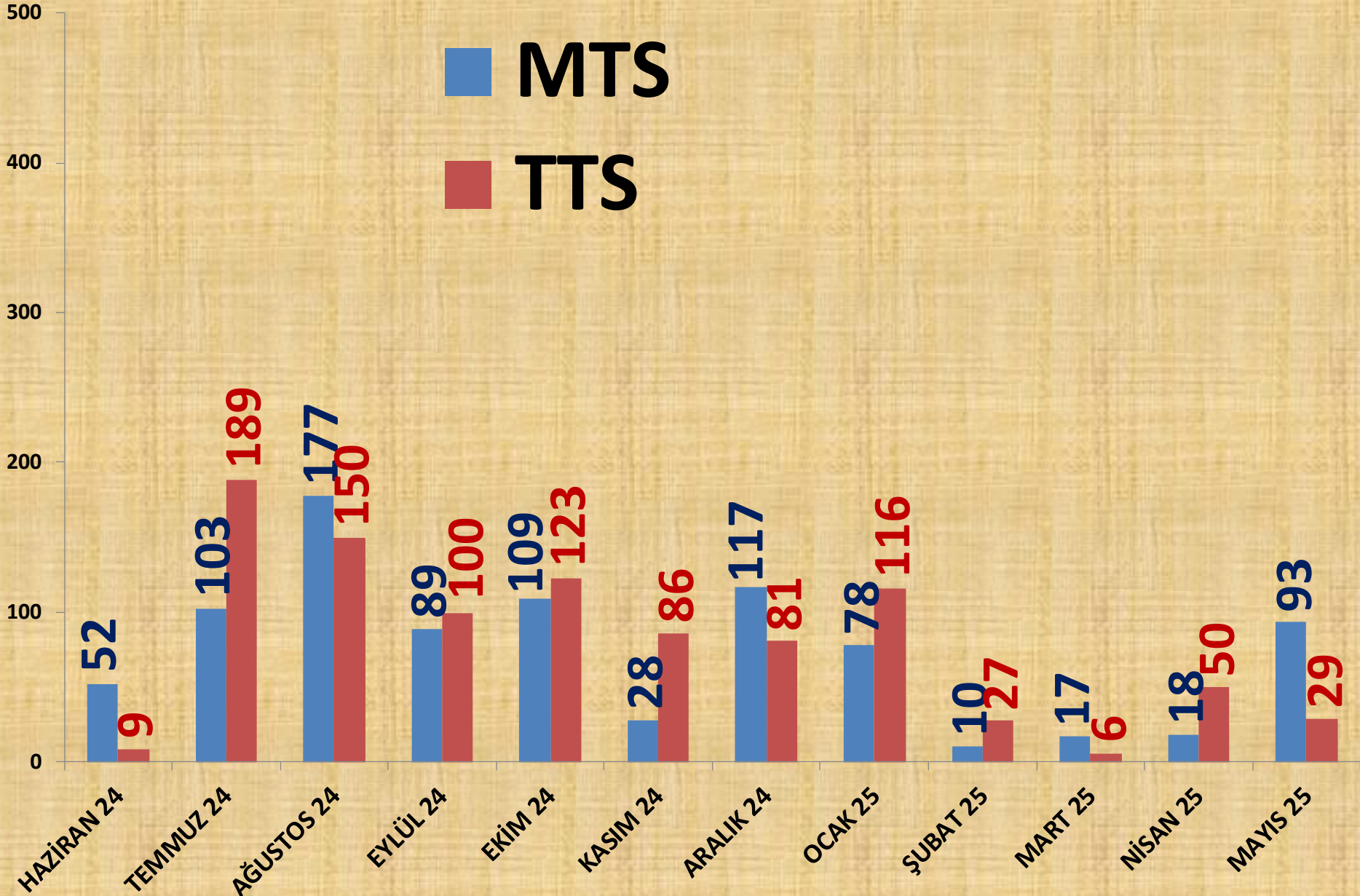
ORTALAMA FİYAT	2023 MAYIS	2024 MAYIS		2025 MAYIS	
MTS	50,00 TL	74%	87,25 TL	23%	107,28 TL
TTS	52,27 TL	87%	97,76 TL	22%	118,79 TL

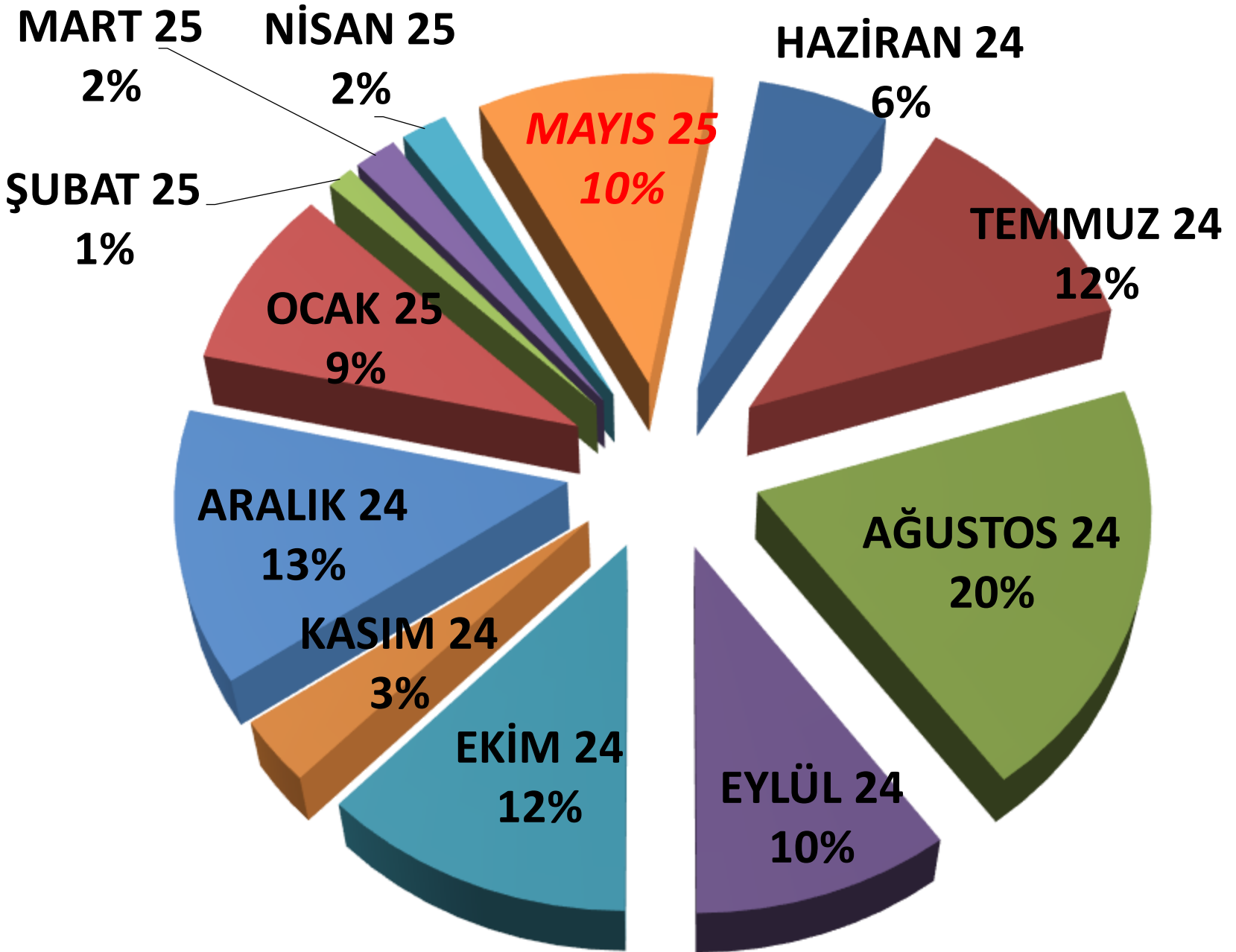
AYLIK MAVİ HAŞHAŞ FİYAT TRENDİ (TL)



AYLIK MAVİ HAŞHAŞ İŞLEM MİKTARI (TON)

■ MTS
■ TTS

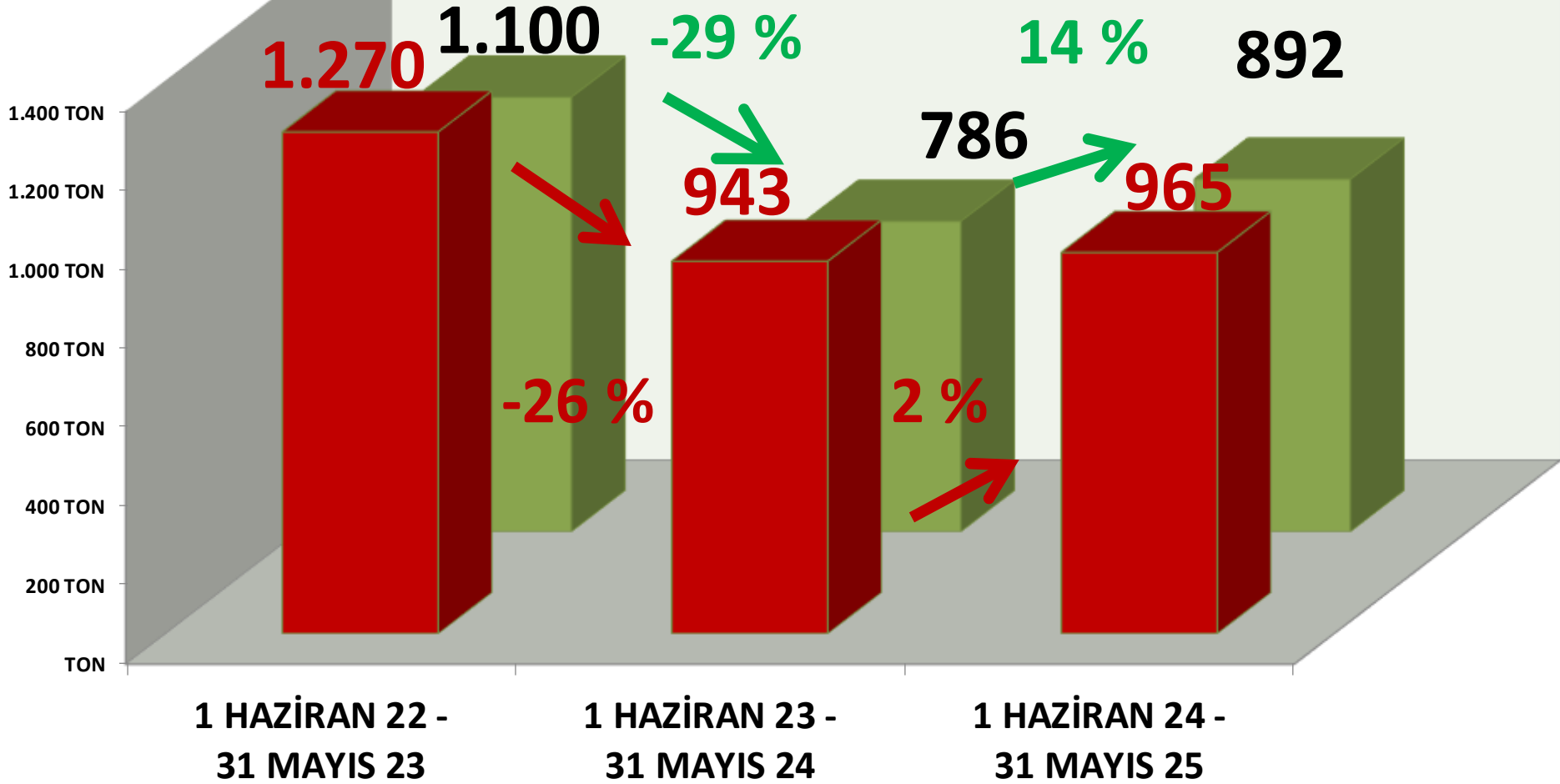




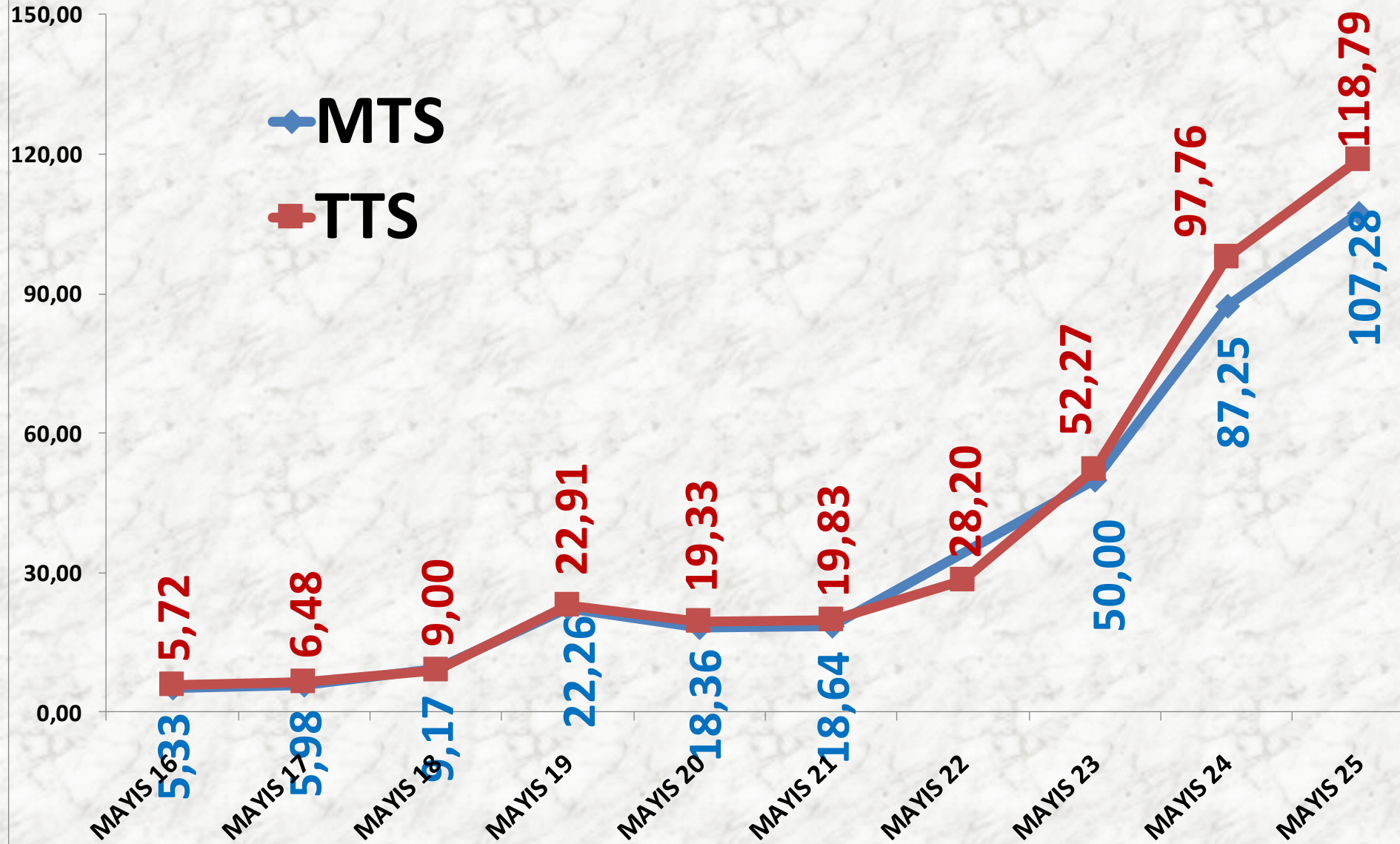
AYLIK MAVİ MTS İŞLEM MİKTARI ORANLARI

TTS YILLIK MAVİ HAŞHAŞ İŞLEM MİKTARI

■ TTS
■ MTS



MAYIS AYLARI MAVİ HAŞHAŞ FİYAT TRENDİ (TL)



KÜTLÜ PAMUK

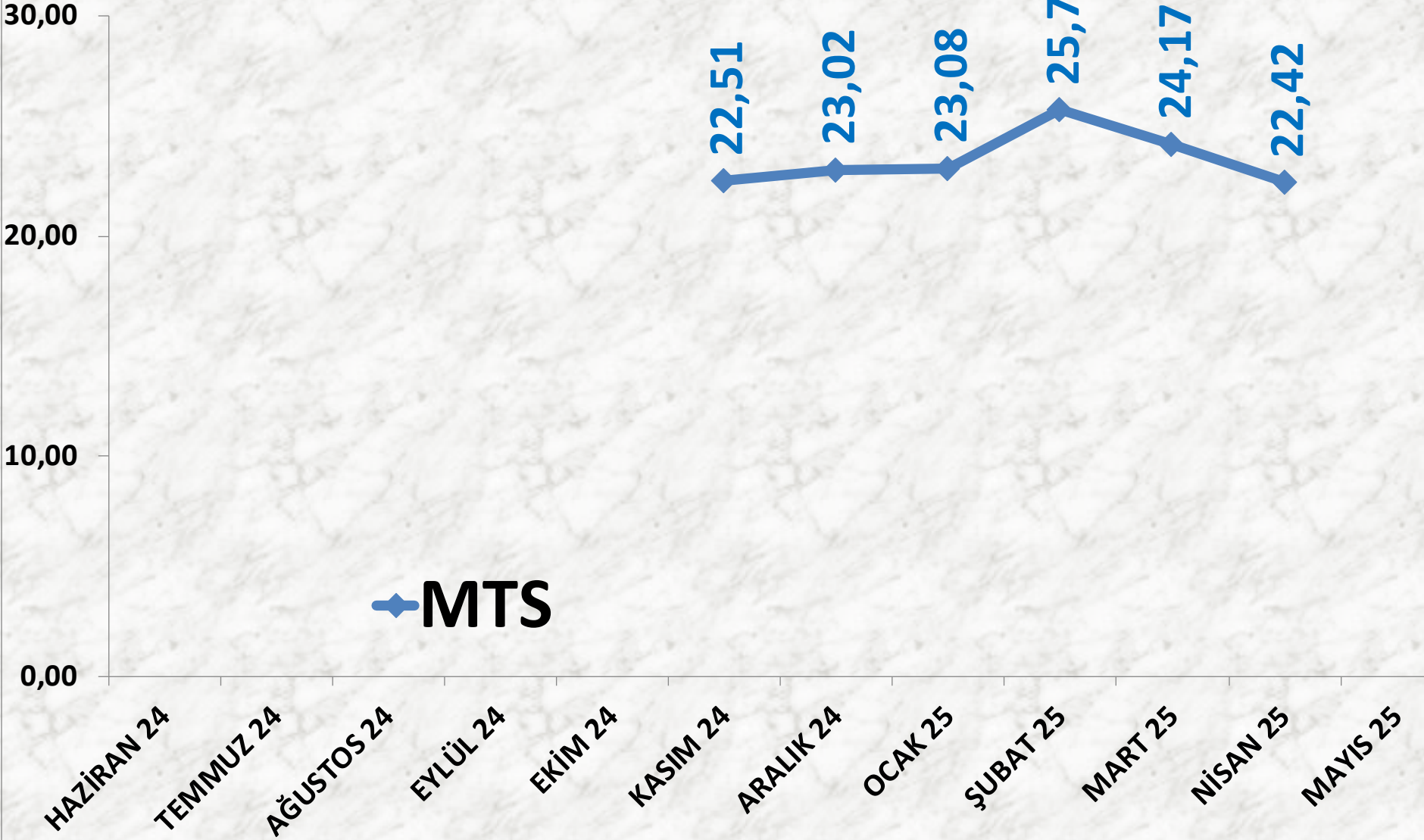
İŞLEM MİKTARI TON	2023 MAYIS	2024 MAYIS		2025 MAYIS	
MTS	0	-	0	-	0

EN AZ FİYAT	2023 MAYIS	2024 MAYIS		2025 MAYIS	
MTS	-	-	-	-	-

EN ÇOK FİYAT	2023 MAYIS	2024 MAYIS		2025 MAYIS	
MTS	-	-	-	-	-

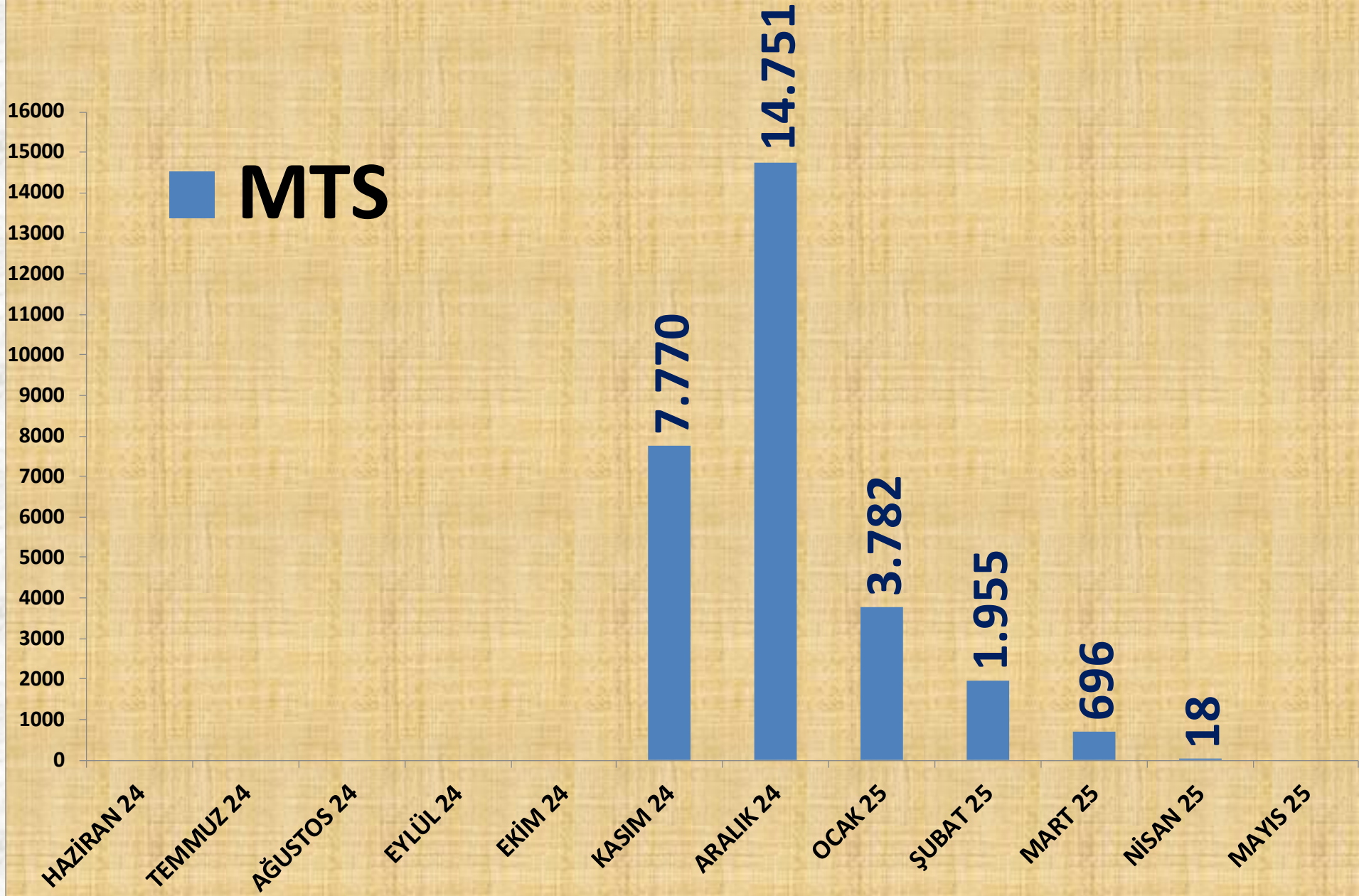
ORTALAMA FİYAT	2023 MAYIS	2024 MAYIS		2025 MAYIS	
MTS	-	-	-	-	-

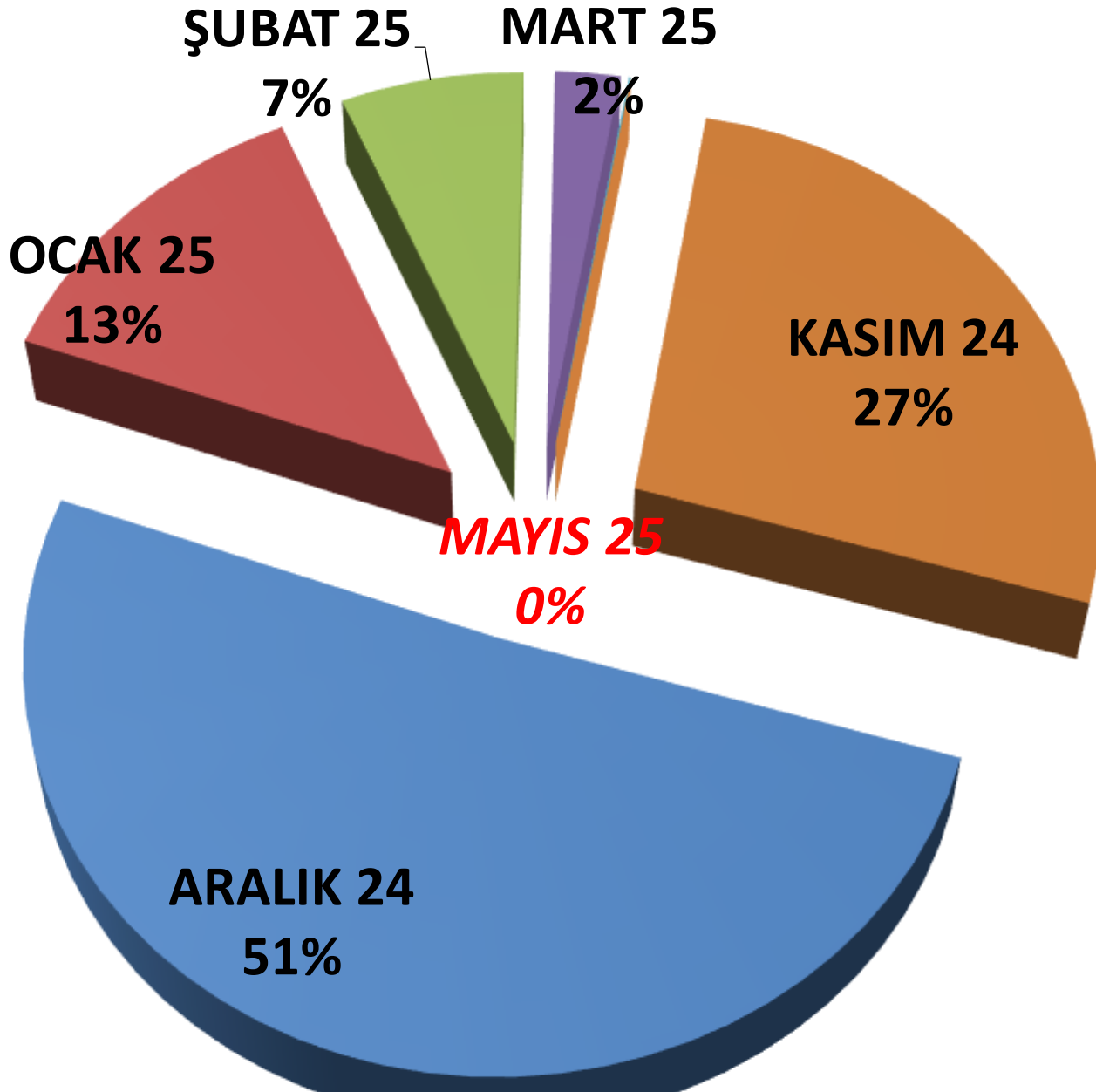
AYLIK KÜTLÜ PAMUK FİYAT TRENDİ (TL)



AYLIK KÜTLÜ PAMUK İŞLEM MİKTARI (TON)

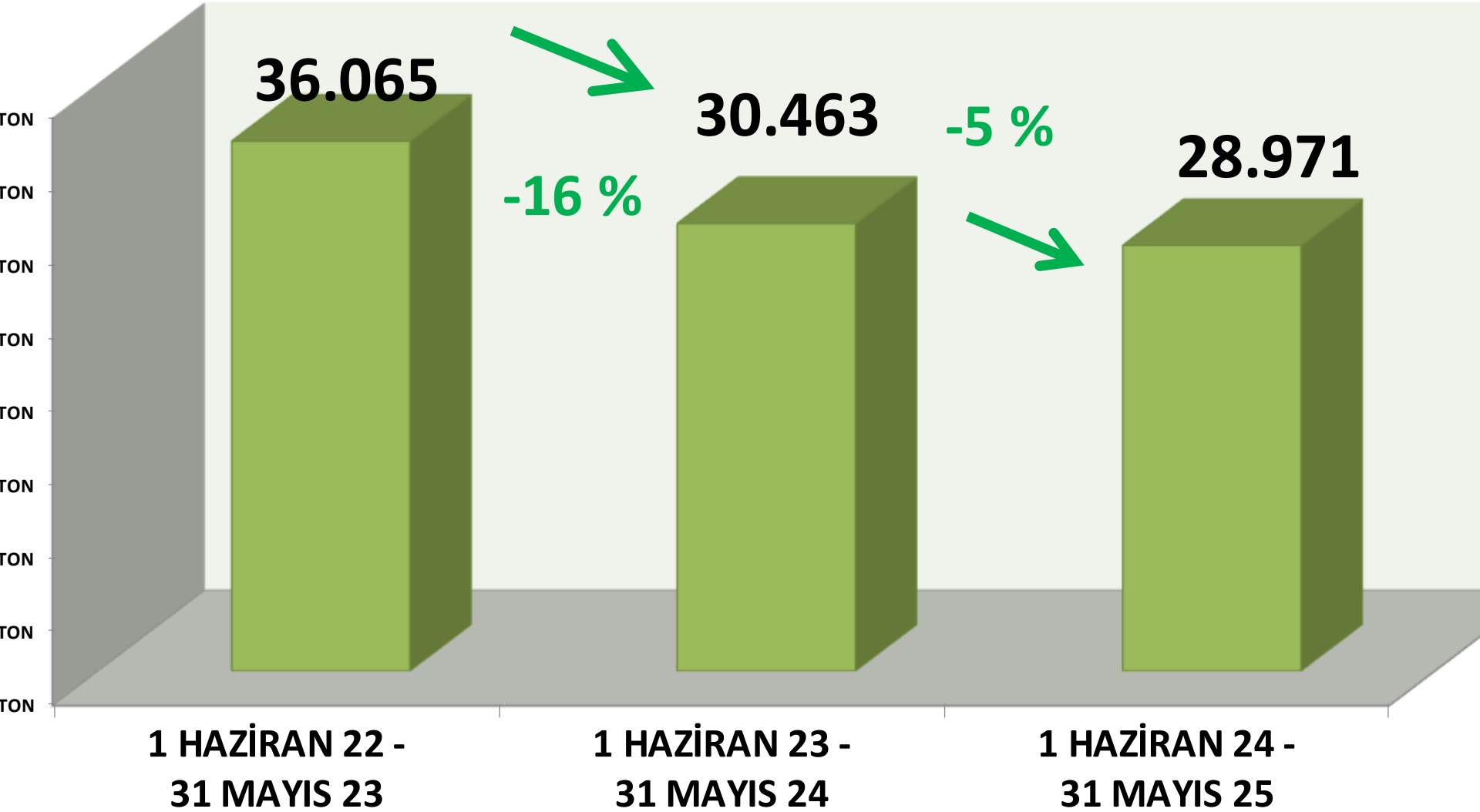
MTS






AYLIK KÜTLÜ PAMUK MTS İŞLEM MİKTARI ORANLARI

YILLIK KÜTLÜ PAMUK İŞLEM MİKTARI (TON)



MAYIS AYLARI ÇİĞİTLİ PAMUK FİYAT TRENDİ (TL)



◆ MTS

MAHLIÇ PAMUK

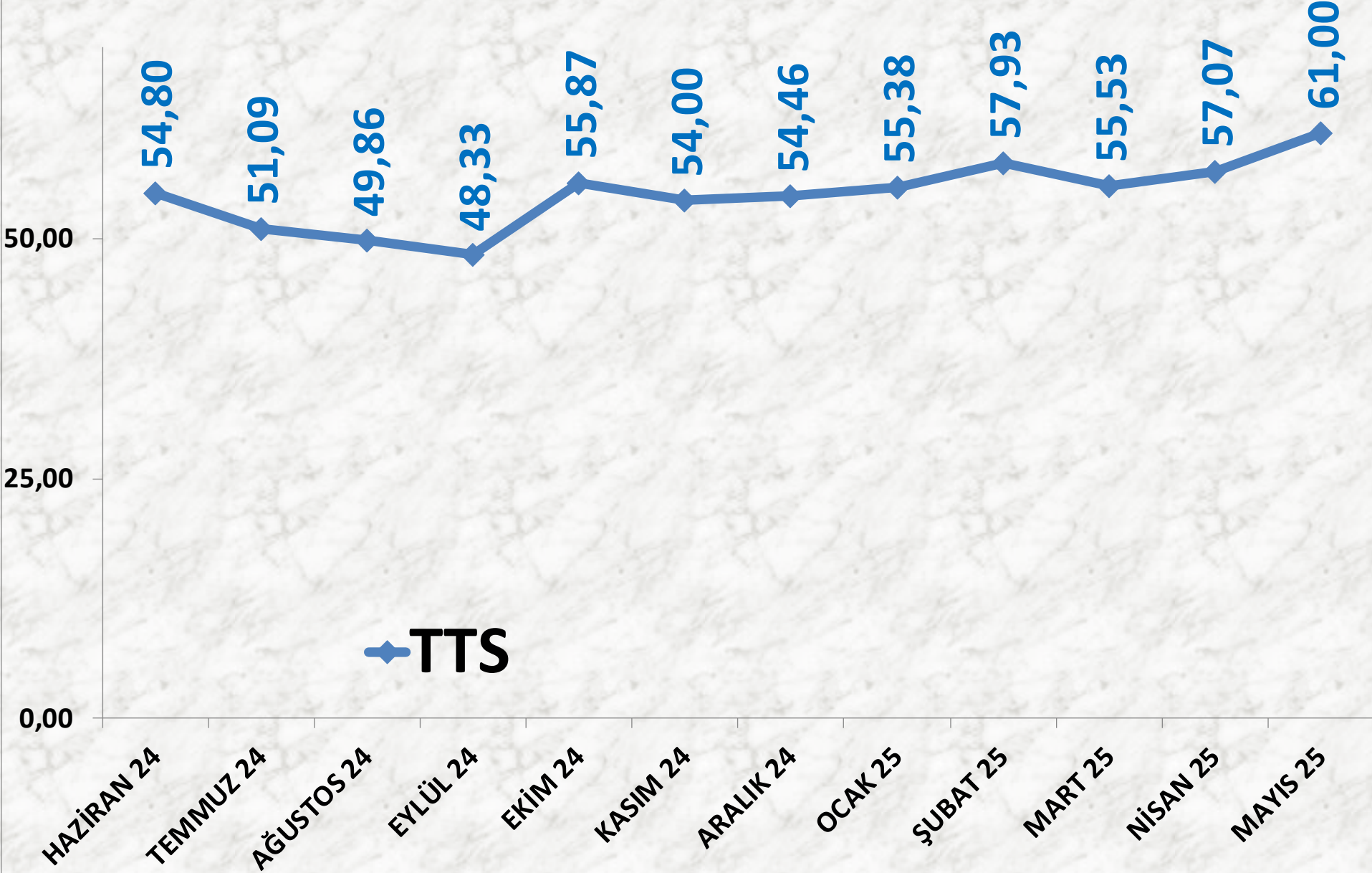
İŞLEM MİKTARI TON	2023 MAYIS	2024 MAYIS		2025 MAYIS	
MTS	1.067 TON	-40%	644 TON	-87%	84 TON

EN AZ FİYAT	2023 MAYIS	2024 MAYIS		2025 MAYIS	
MTS	33,00 TL	67%	55,00 TL	11%	61,00 TL

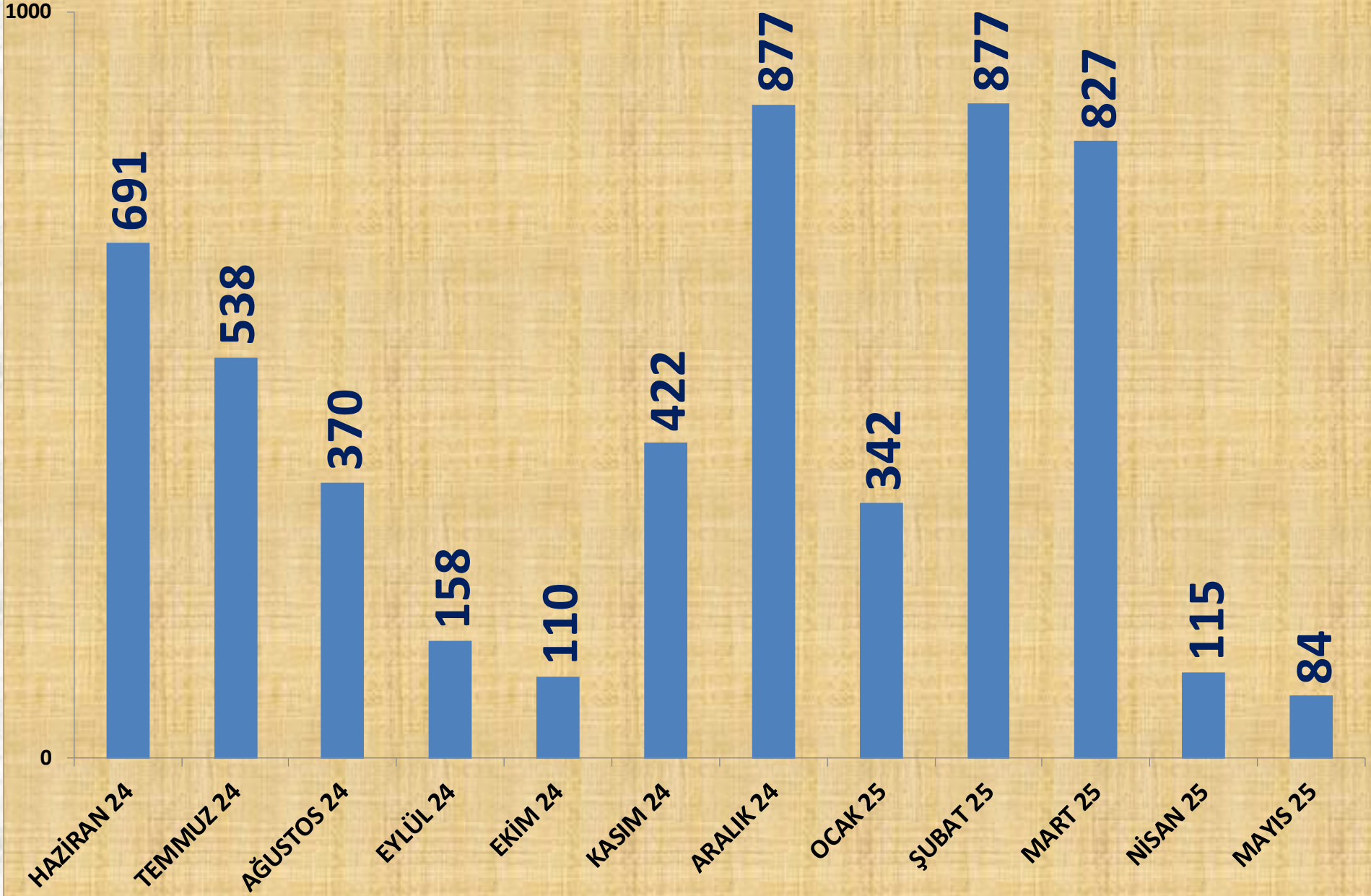
EN ÇOK FİYAT	2023 MAYIS	2024 MAYIS		2025 MAYIS	
MTS	40,80 TL	59%	65,00 TL	-6%	61,00 TL

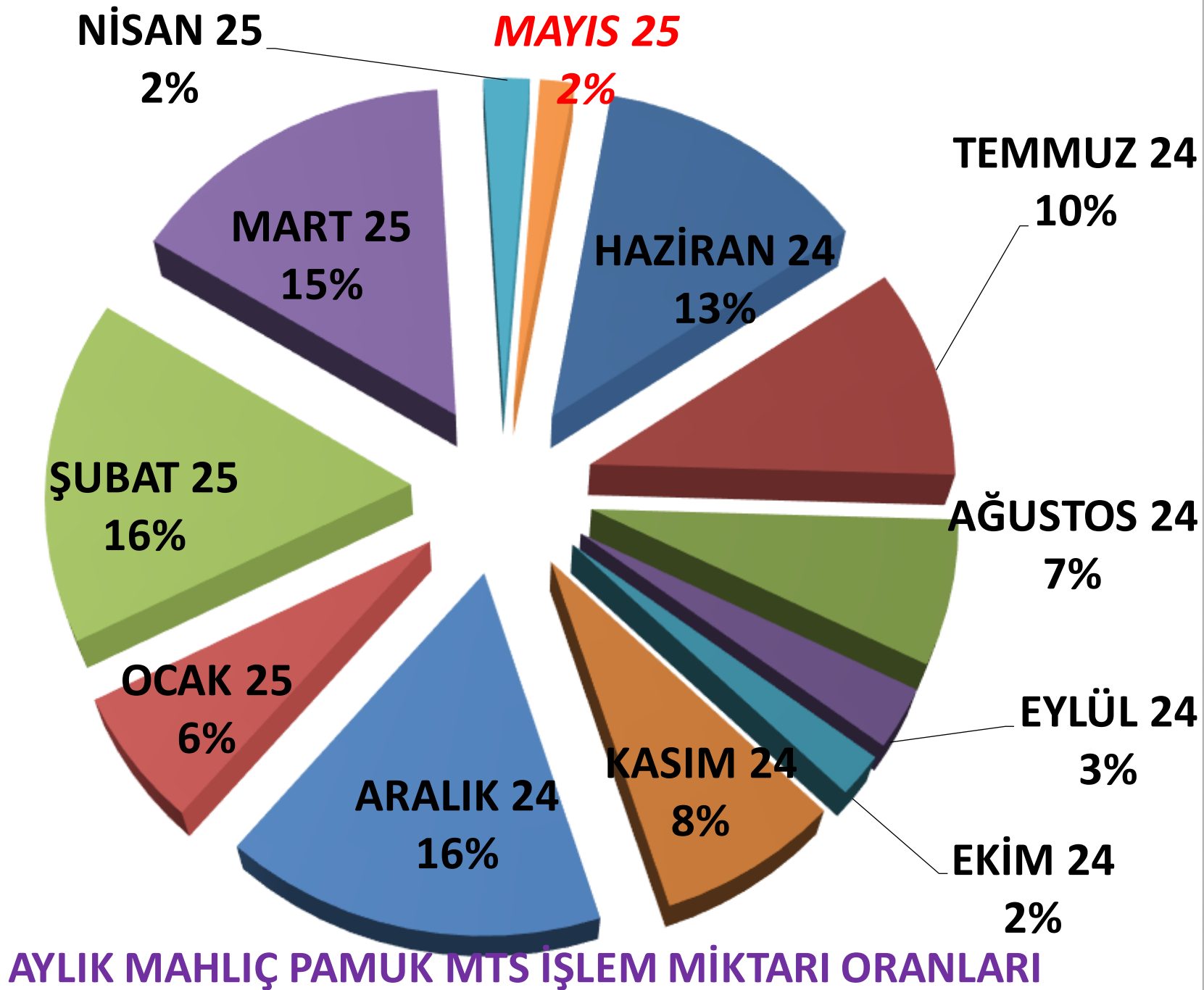
ORTALAMA FİYAT	2023 MAYIS	2024 MAYIS		2025 MAYIS	
MTS	38,91 TL	42%	55,44 TL	10%	61,00 TL

AYLIK MAHLIÇ PAMUK FİYAT TRENDİ (TL)

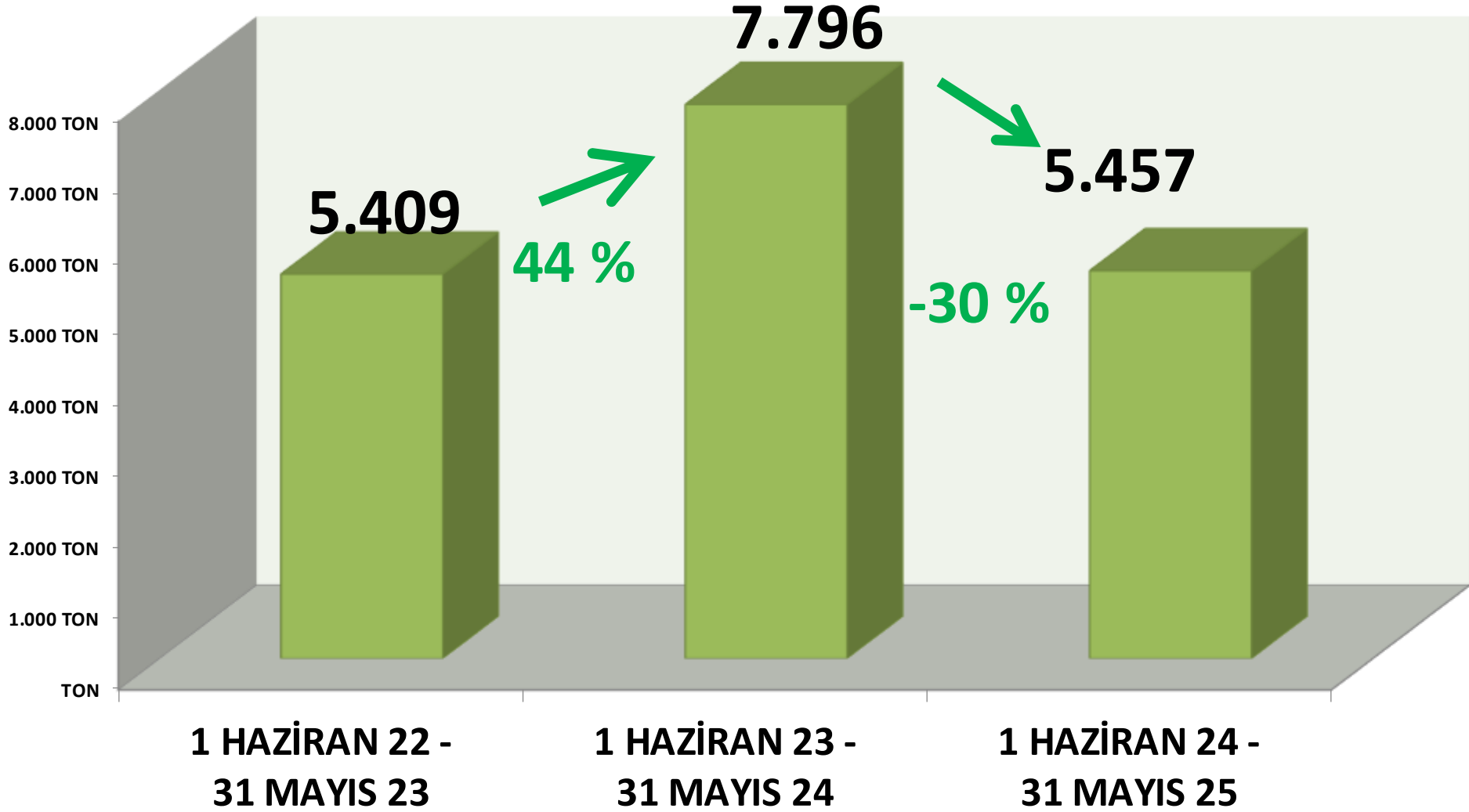


AYLIK MAHLIÇ PAMUK İŞLEM MİKTARI (TON)

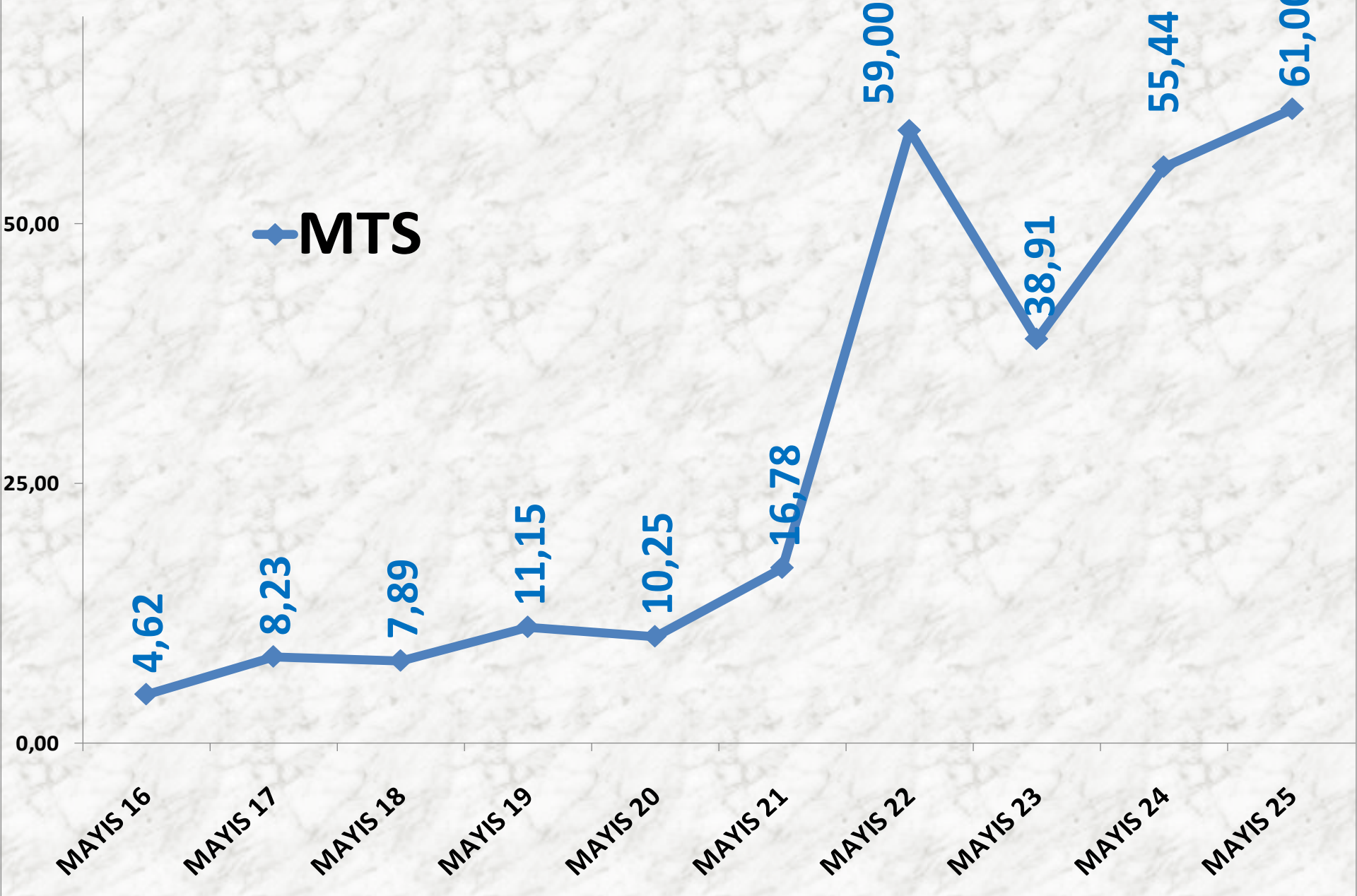




YILLIK MAHLIÇ PAMUK İŞLEM MİKTARI



MAYIS AYLARI MAHLIÇ PAMUK FİYAT TRENDİ (TL)



KEKİK

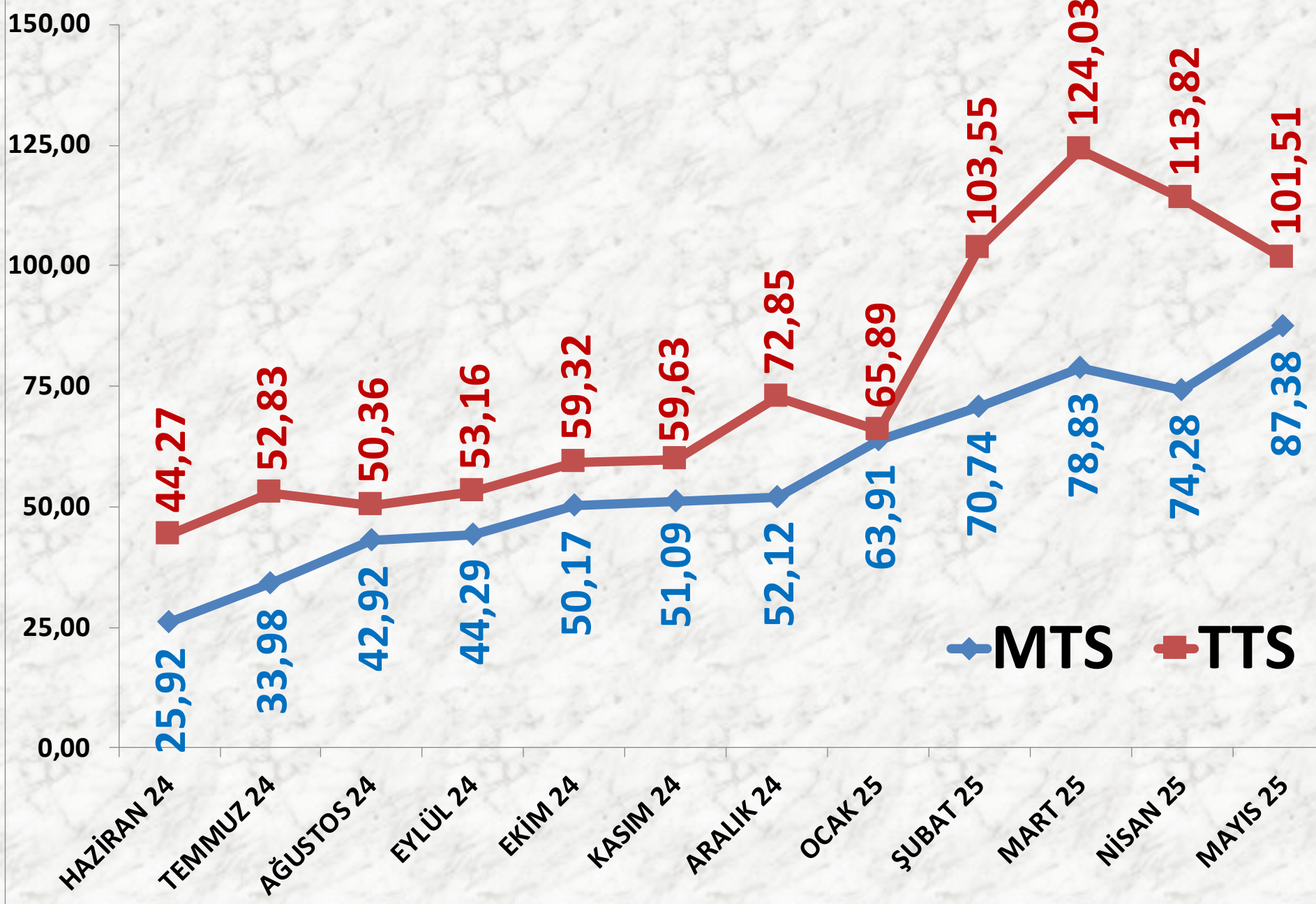
İŞLEM MİKTARI TON	2023 MAYIS	2024 MAYIS		2025 MAYIS	
MTS	755 TON	-33%	504 TON	-29%	358 TON
TTS	619 TON	-1%	613 TON	-23%	474 TON

EN AZ FİYAT	2023 MAYIS	2024 MAYIS		2025 MAYIS	
MTS	16,00 TL	-31%	11,00 TL	218%	35,00 TL
TTS	15,00 TL	-30%	10,50 TL	395%	52,00 TL

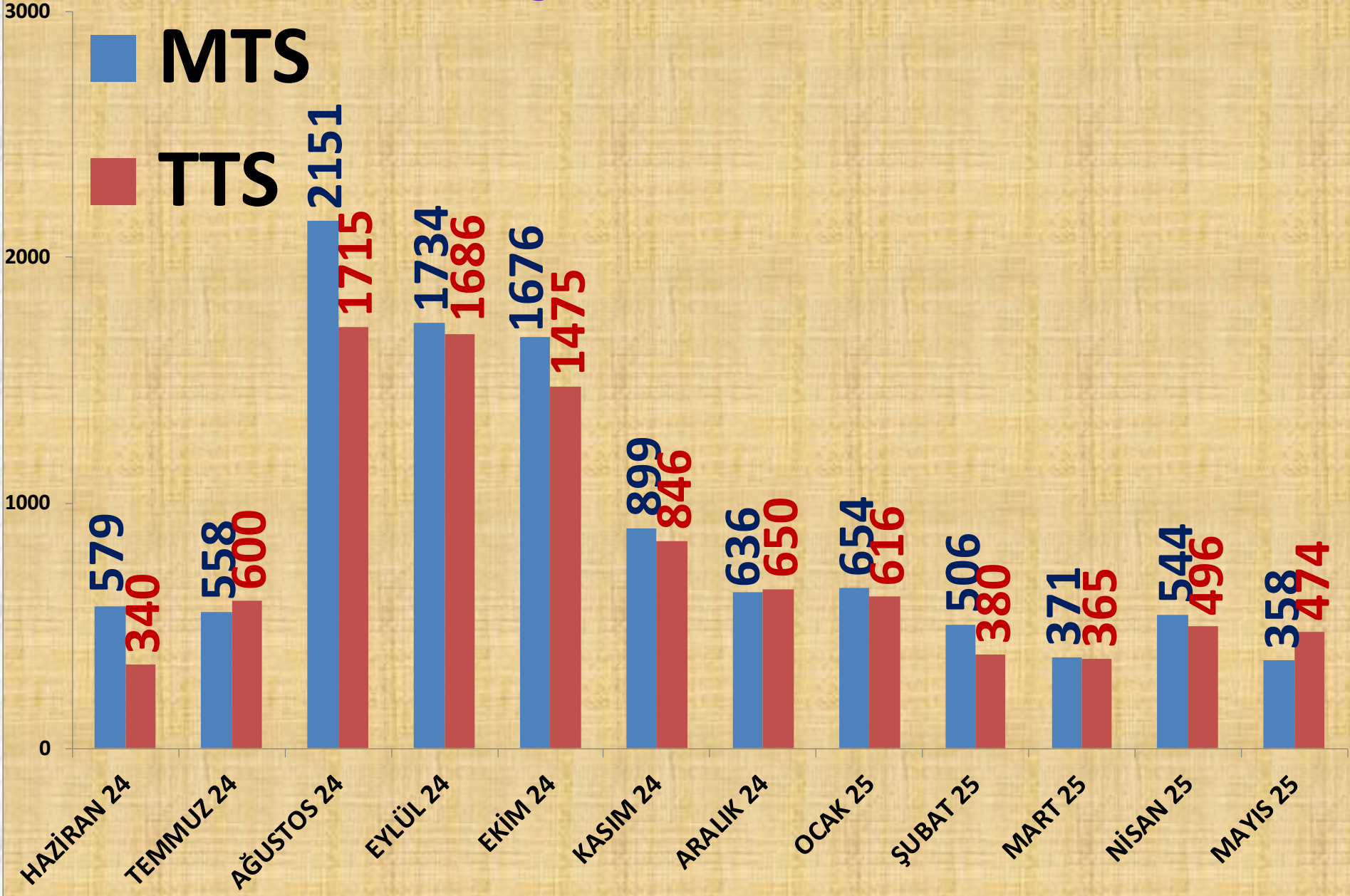
EN ÇOK FİYAT	2023 MAYIS	2024 MAYIS		2025 MAYIS	
MTS	29,45 TL	21%	35,71 TL	194%	105,00 TL
TTS	78,54 TL	27%	100,00 TL	30%	130,00 TL

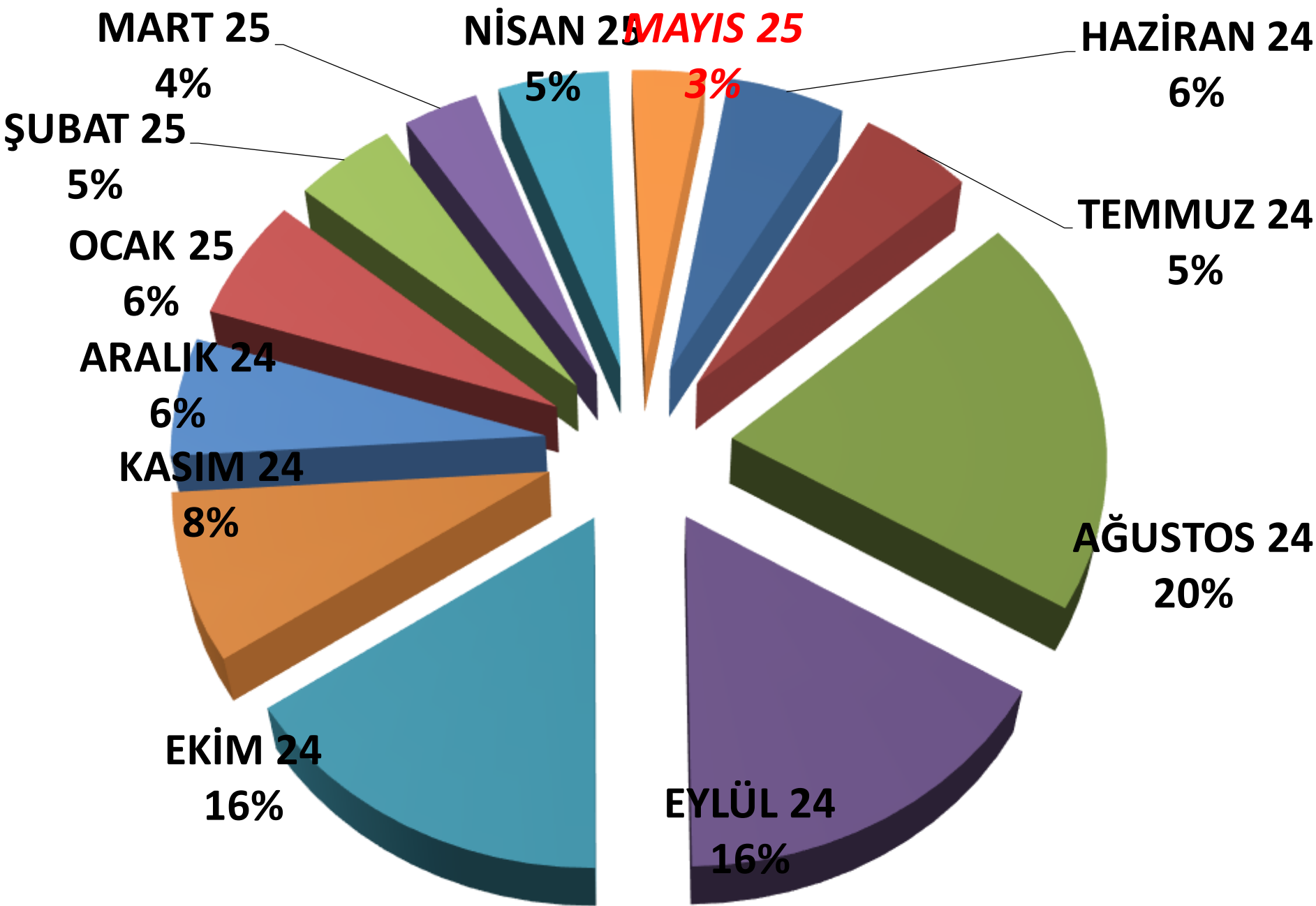
ORTALAMA FİYAT	2023 MAYIS	2024 MAYIS		2025 MAYIS	
MTS	23,81 TL	-2%	23,44 TL	273%	87,38 TL
TTS	24,40 TL	43%	34,83 TL	191%	101,51 TL

AYLIK KEKİK FİYAT TRENDİ_(TL)



AYLIK KEKİK İŞLEM MİKTARI (TON)





AYLIK KEKİK MTS İŞLEM MİKTARI ORANLARI

■ TTS

YILLIK KEKİK İŞLEM MİKTARI (TON)

■ MTS

13.861

10.667

59 %

-23 %

7.898

8.717

10.784

9.643

37 %

-11 %

1 HAZİRAN 22 -
31 MAYIS 23

1 HAZİRAN 23 -
31 MAYIS 24

1 HAZİRAN 24 -
31 MAYIS 25

14.000 TON

12.000 TON

10.000 TON

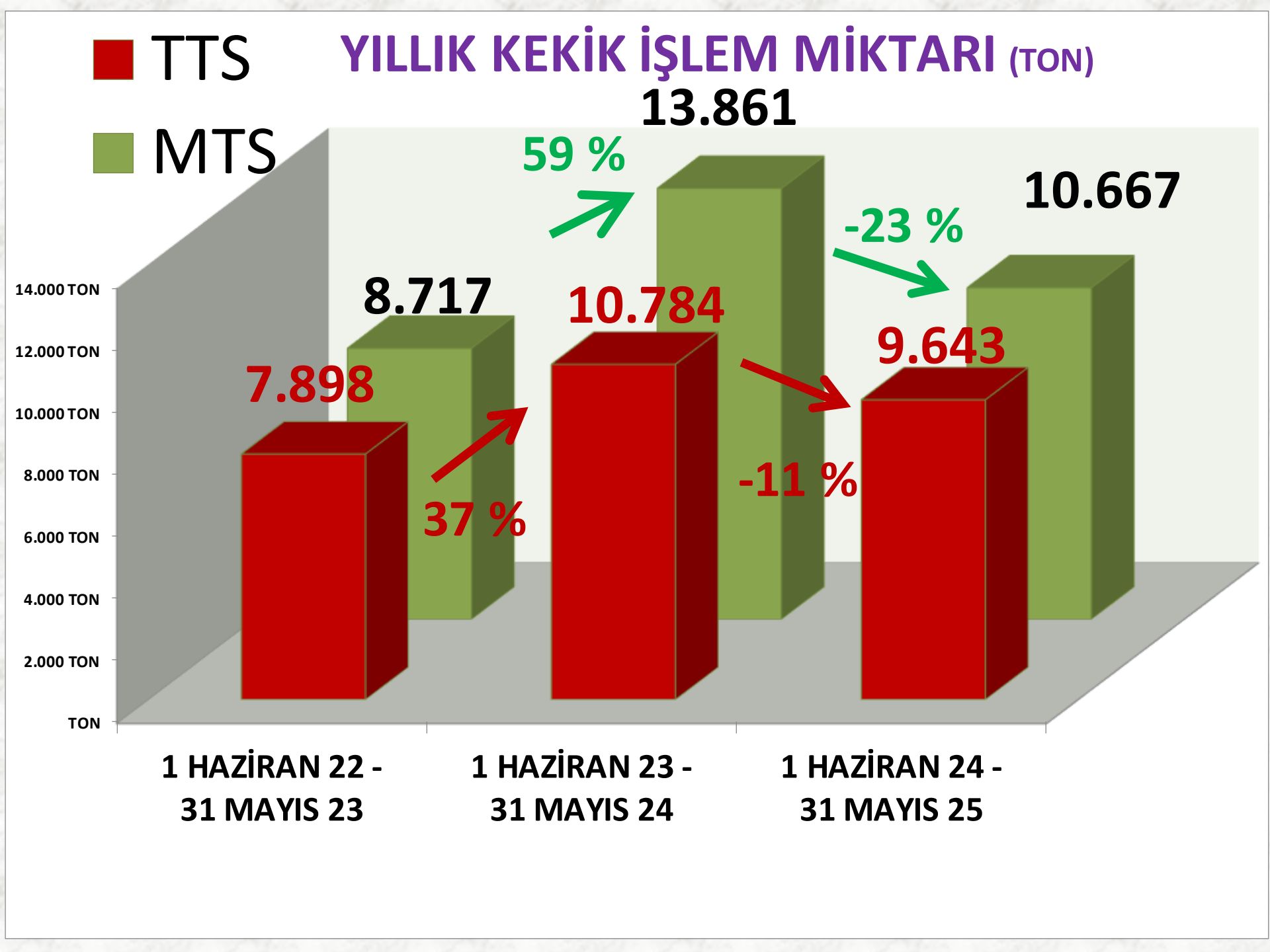
8.000 TON

6.000 TON

4.000 TON

2.000 TON

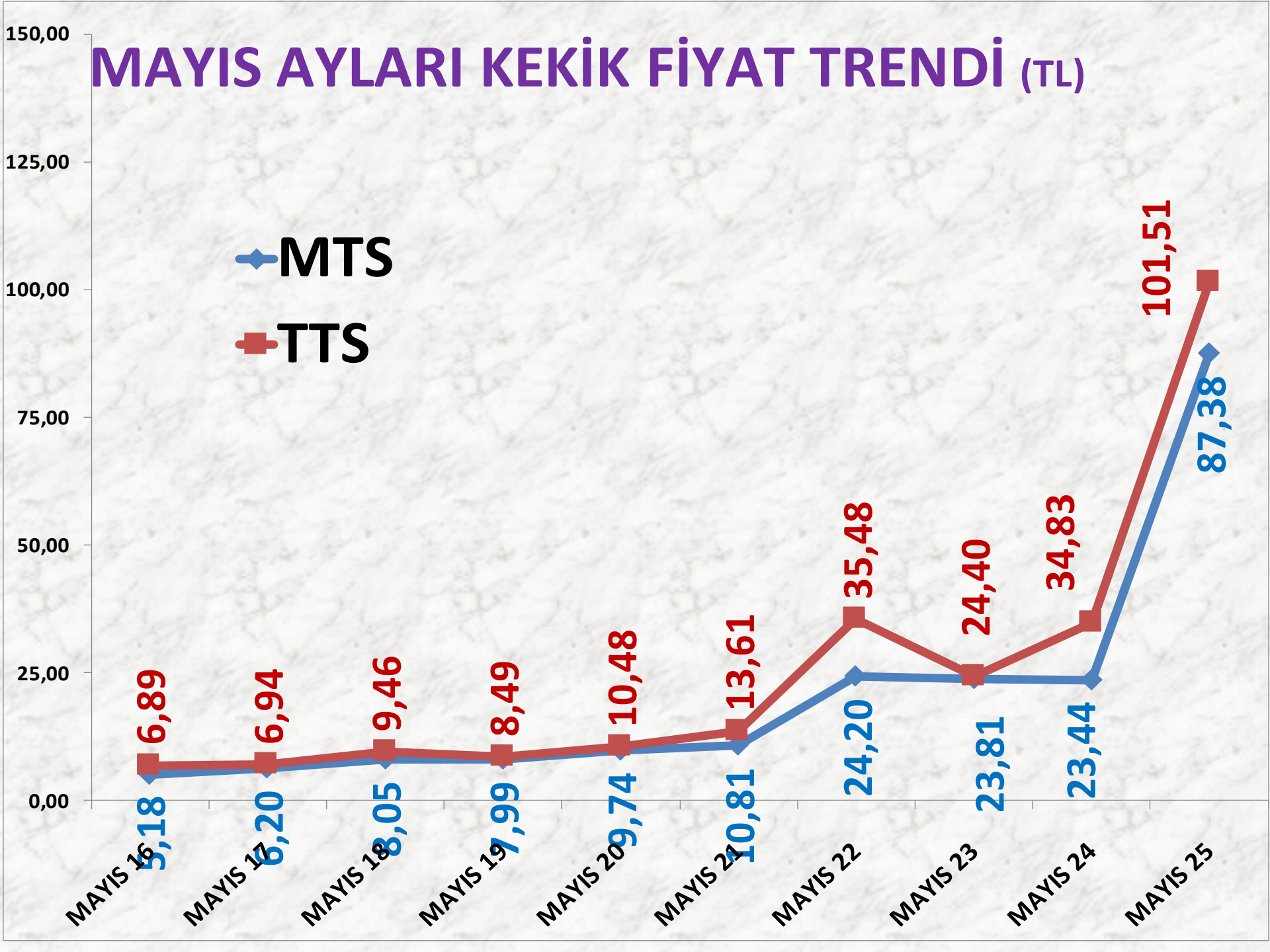
TON



MAYIS AYLARI KEKİK FİYAT TRENDİ (TL)

◆ MTS
■ TTS

MAYIS 16
MAYIS 17
MAYIS 18
MAYIS 19
MAYIS 20
MAYIS 21
MAYIS 22
MAYIS 23
MAYIS 24
MAYIS 25



ANASON

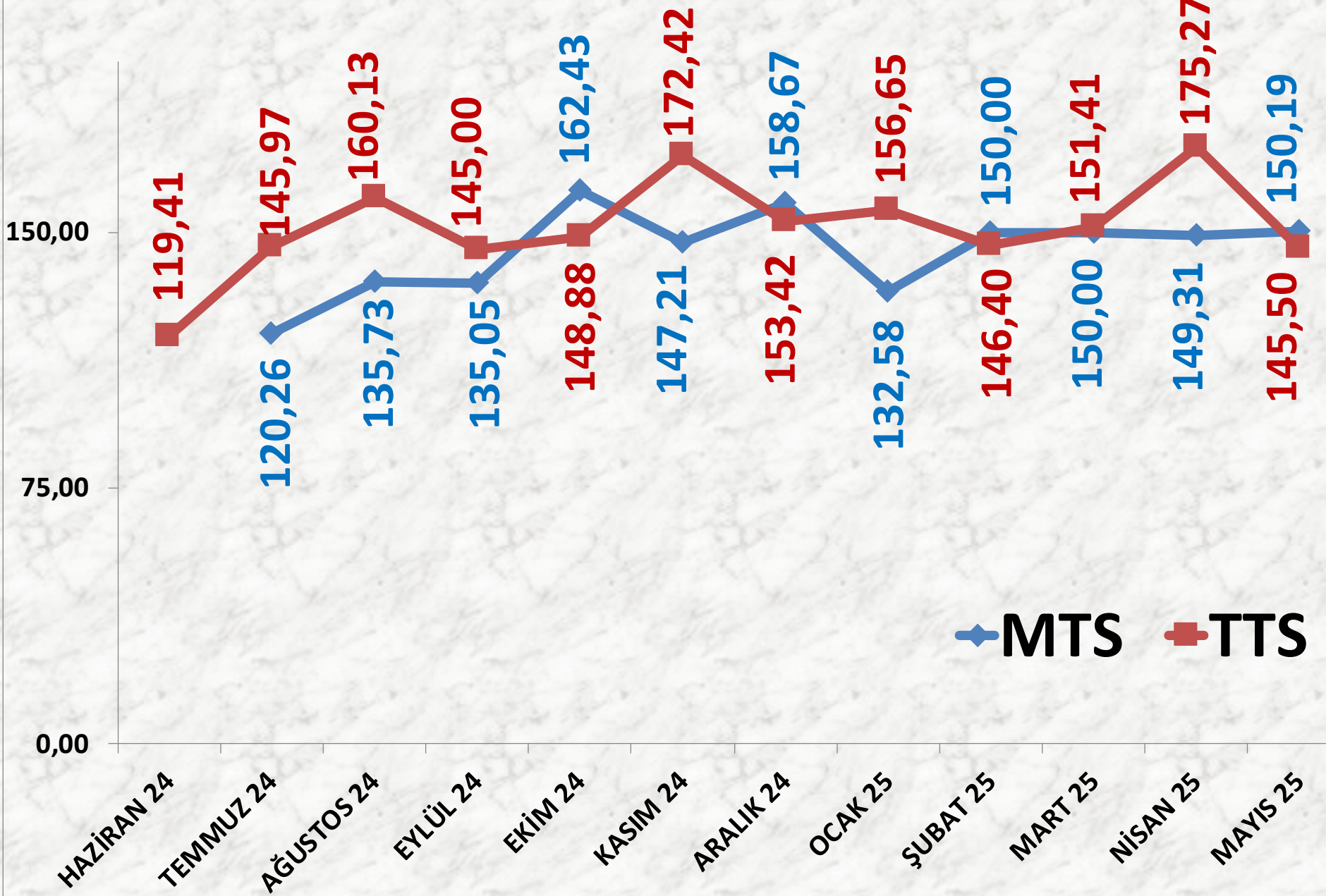
İŞLEM MİKTARI TON	2023 MAYIS	2024 MAYIS		2025 MAYIS	
MTS	2 TON	3279%	72 TON	-99%	1 TON
TTS	98 TON	-45%	54 TON	-50%	27 TON

EN AZ FİYAT	2023 MAYIS	2024 MAYIS		2025 MAYIS	
MTS	70,00 TL	71%	120,00 TL	25%	150,00 TL
TTS	58,00 TL	107%	120,00 TL	17%	140,00 TL

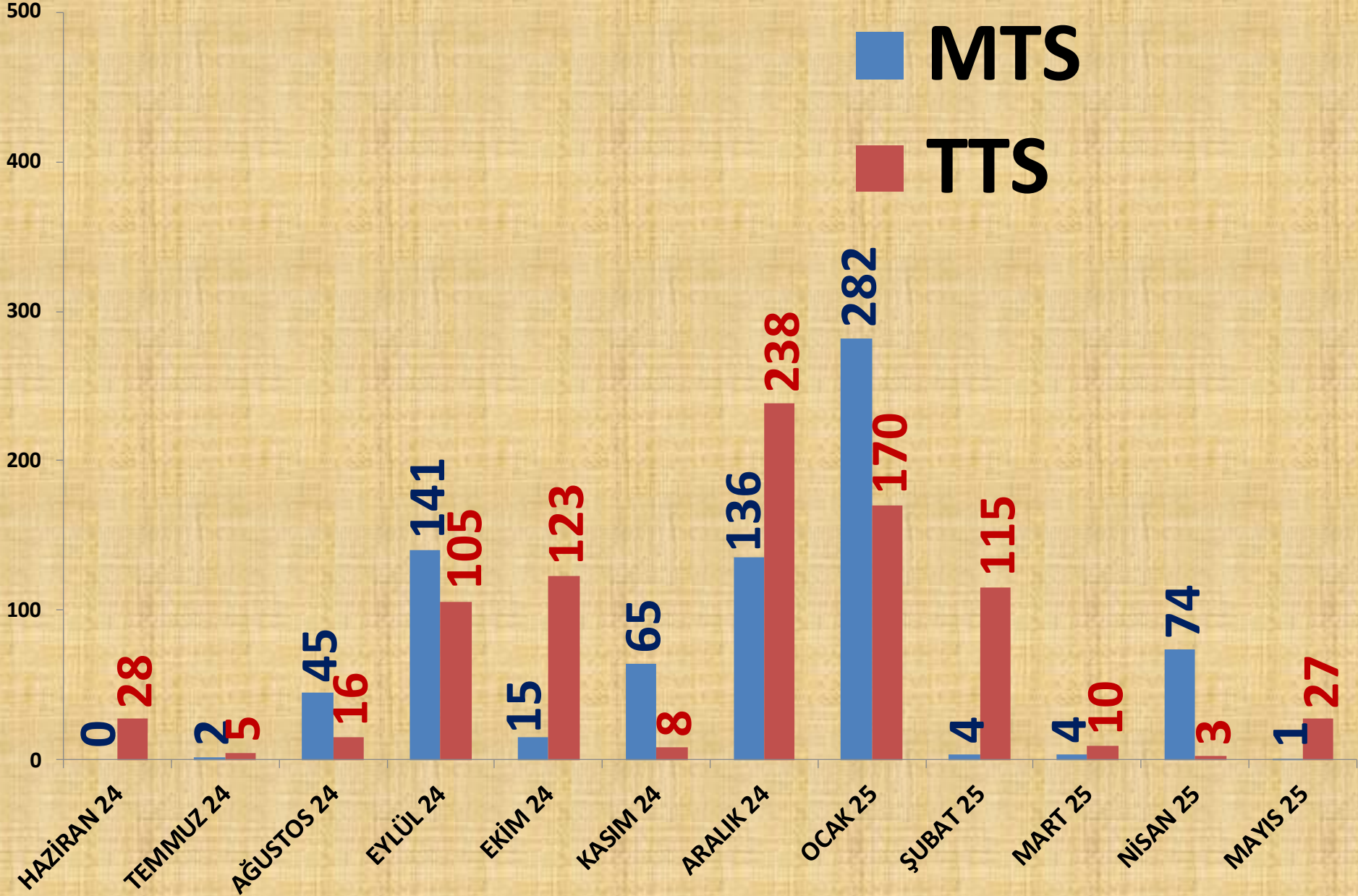
EN ÇOK FİYAT	2023 MAYIS	2024 MAYIS		2025 MAYIS	
MTS	70,00 TL	75%	122,51 TL	23%	150,24 TL
TTS	87,33 TL	67%	145,49 TL	58%	230,00 TL

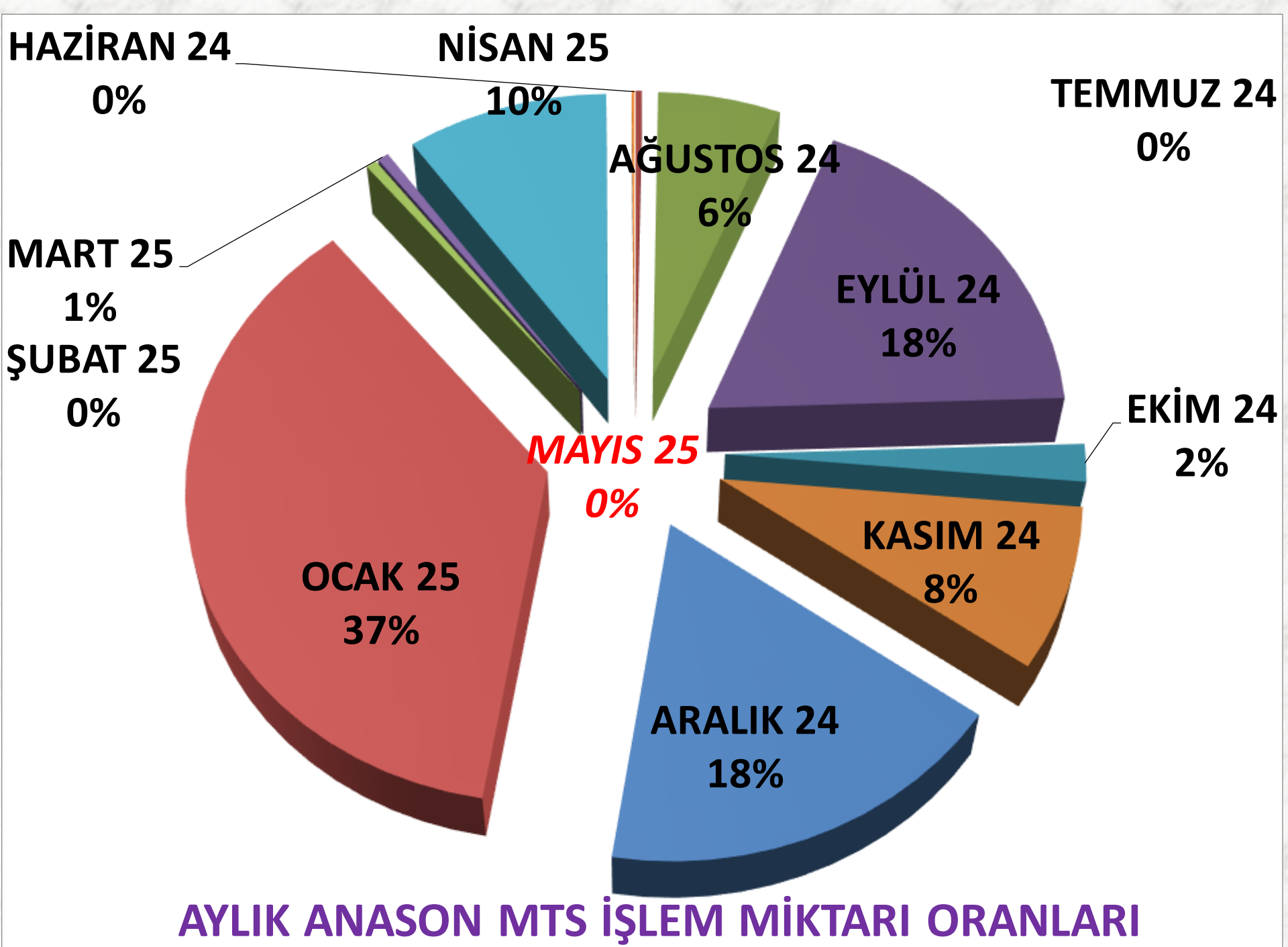
ORTALAMA FİYAT	2023 MAYIS	2024 MAYIS		2025 MAYIS	
MTS	70,00 TL	74%	121,73 TL	23%	150,19 TL
TTS	59,01 TL	110%	124,09 TL	17%	145,50 TL

AYLIK ANASON FİYAT TRENDİ (TL)



AYLIK ANASON İŞLEM MİKTARI (TON)



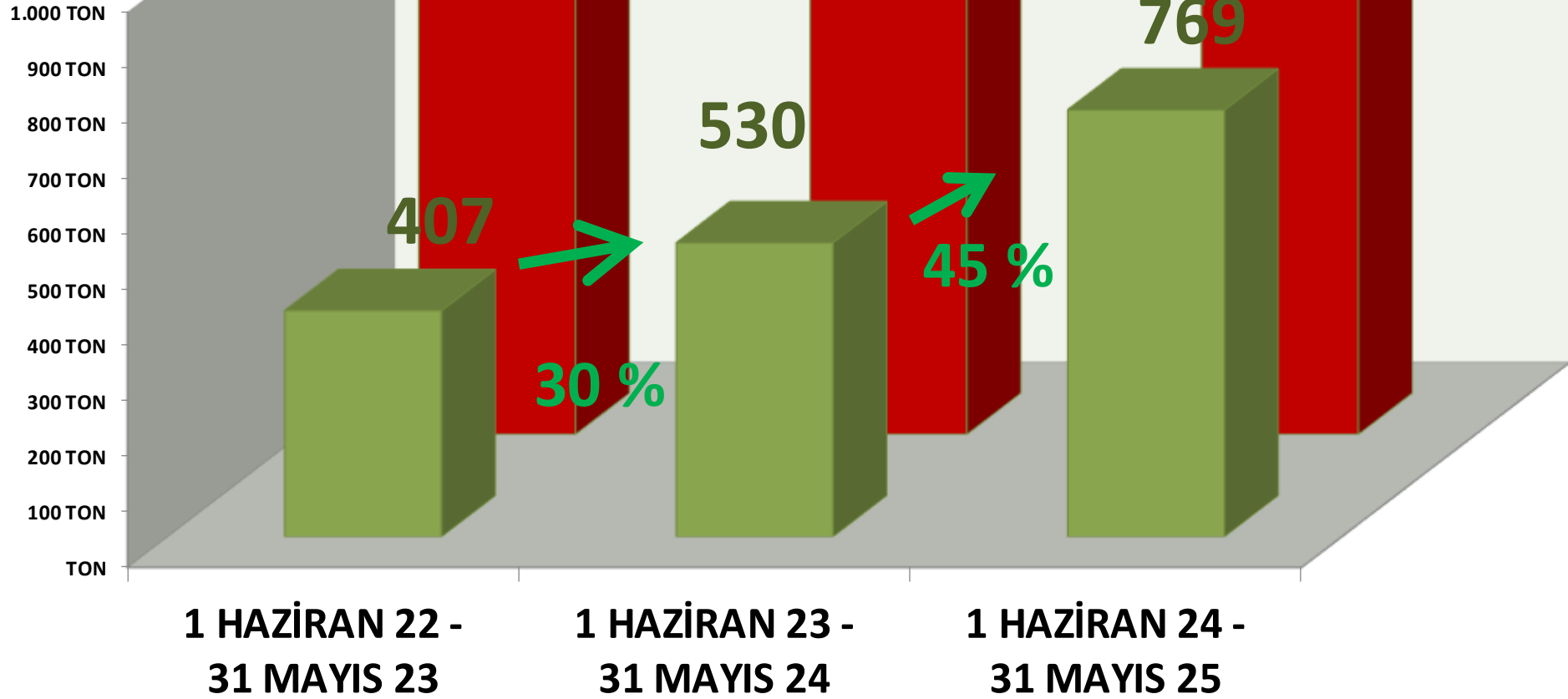


AYLIK ANASON MTS İŞLEM MİKTARI ORANLARI

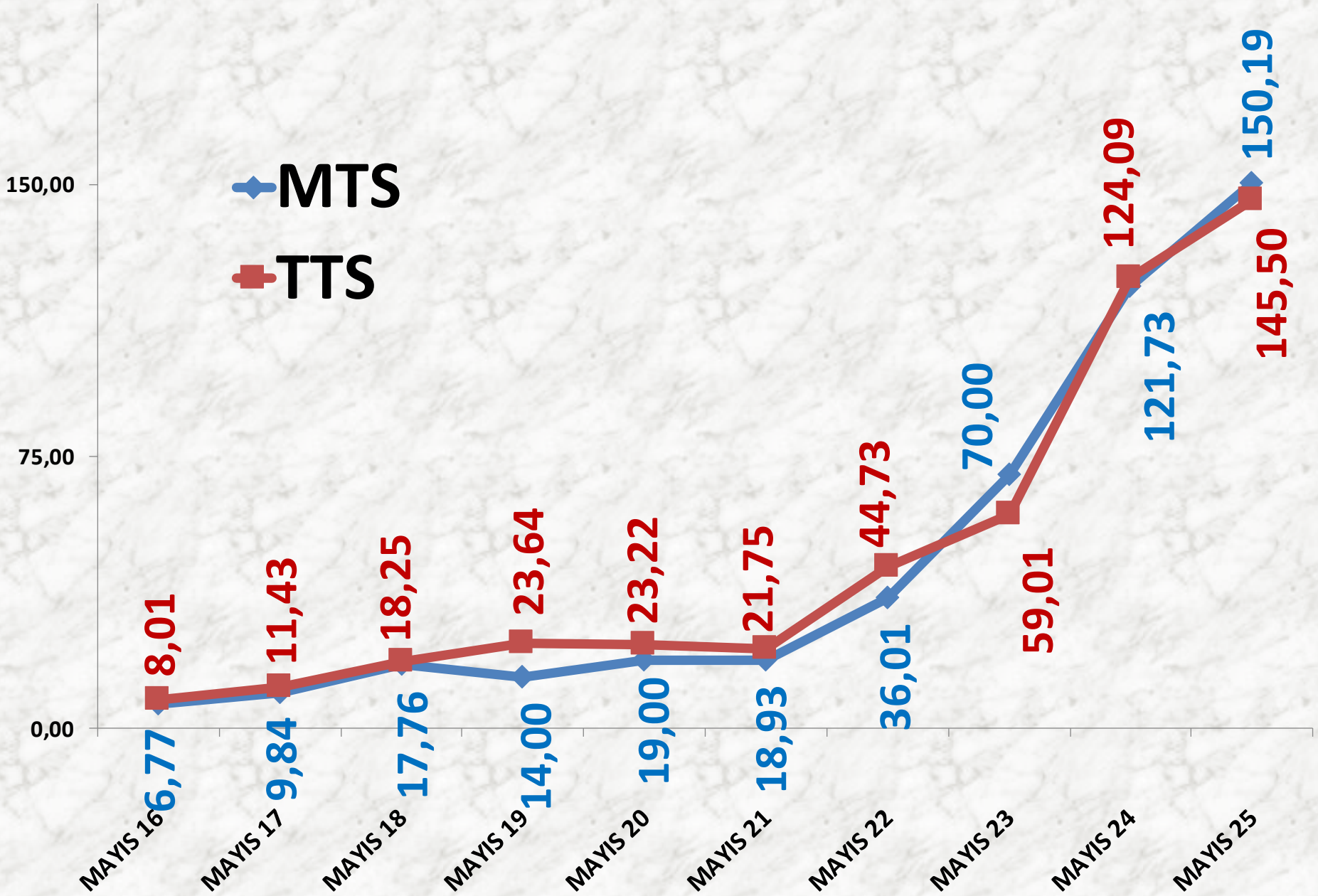
■ MTS

YILLIK ANASON İŞLEM MİKTARI (TON)

■ TTS



MAYIS AYLARI ANASON FİYAT TRENDİ (TL)



YAPRAK TÜTÜN

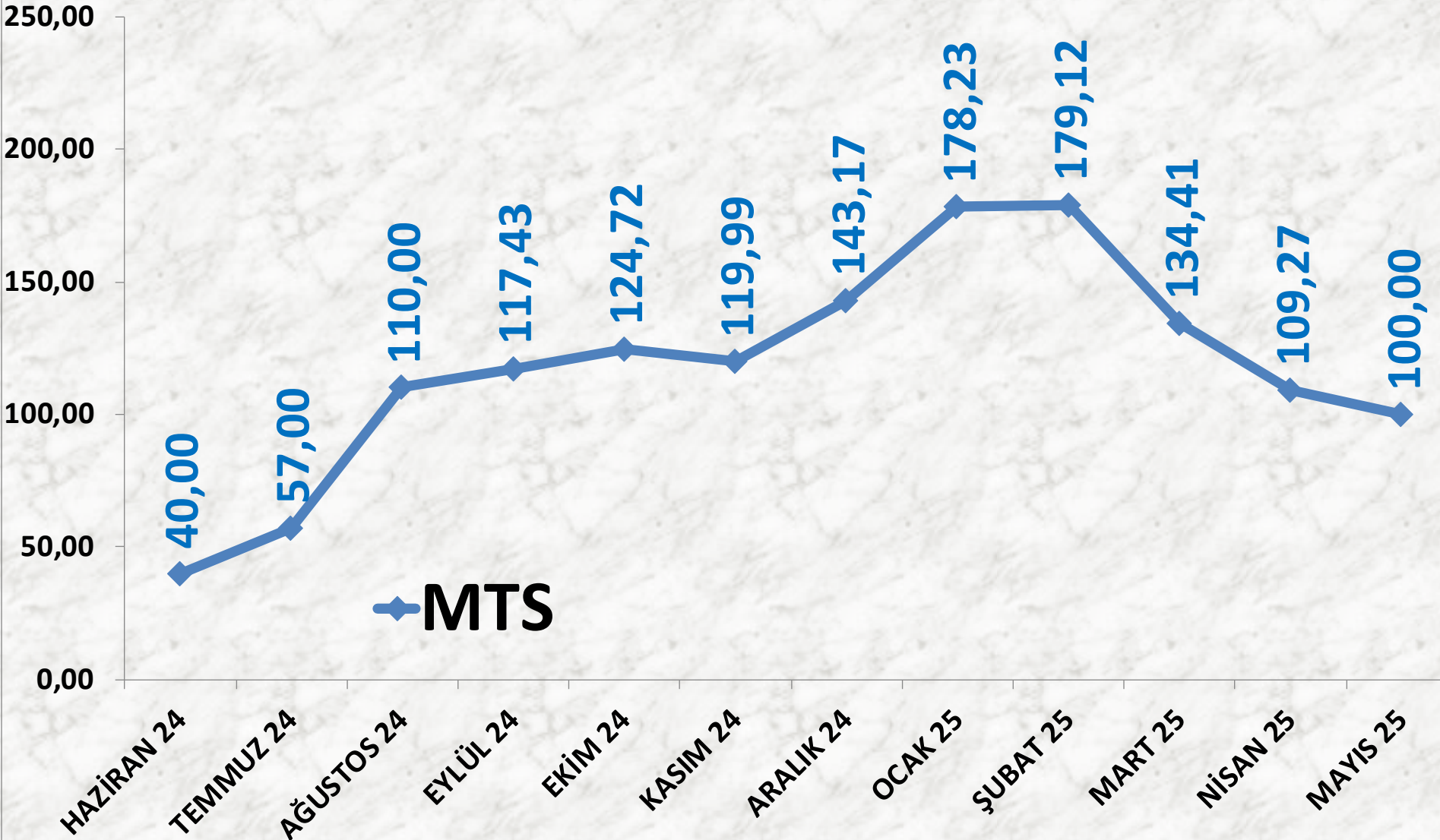
İŞLEM MİKTARI TON	2023 MAYIS	2024 MAYIS		2025 MAYIS	
MTS	0	-	65 TON	-66%	22 TON

EN AZ FİYAT	2023 MAYIS	2024 MAYIS		2025 MAYIS	
MTS	-	-	40,60 TL	146%	100,00 TL

EN ÇOK FİYAT	2023 MAYIS	2024 MAYIS		2025 MAYIS	
MTS	-	-	45,88 TL	118%	100,00 TL

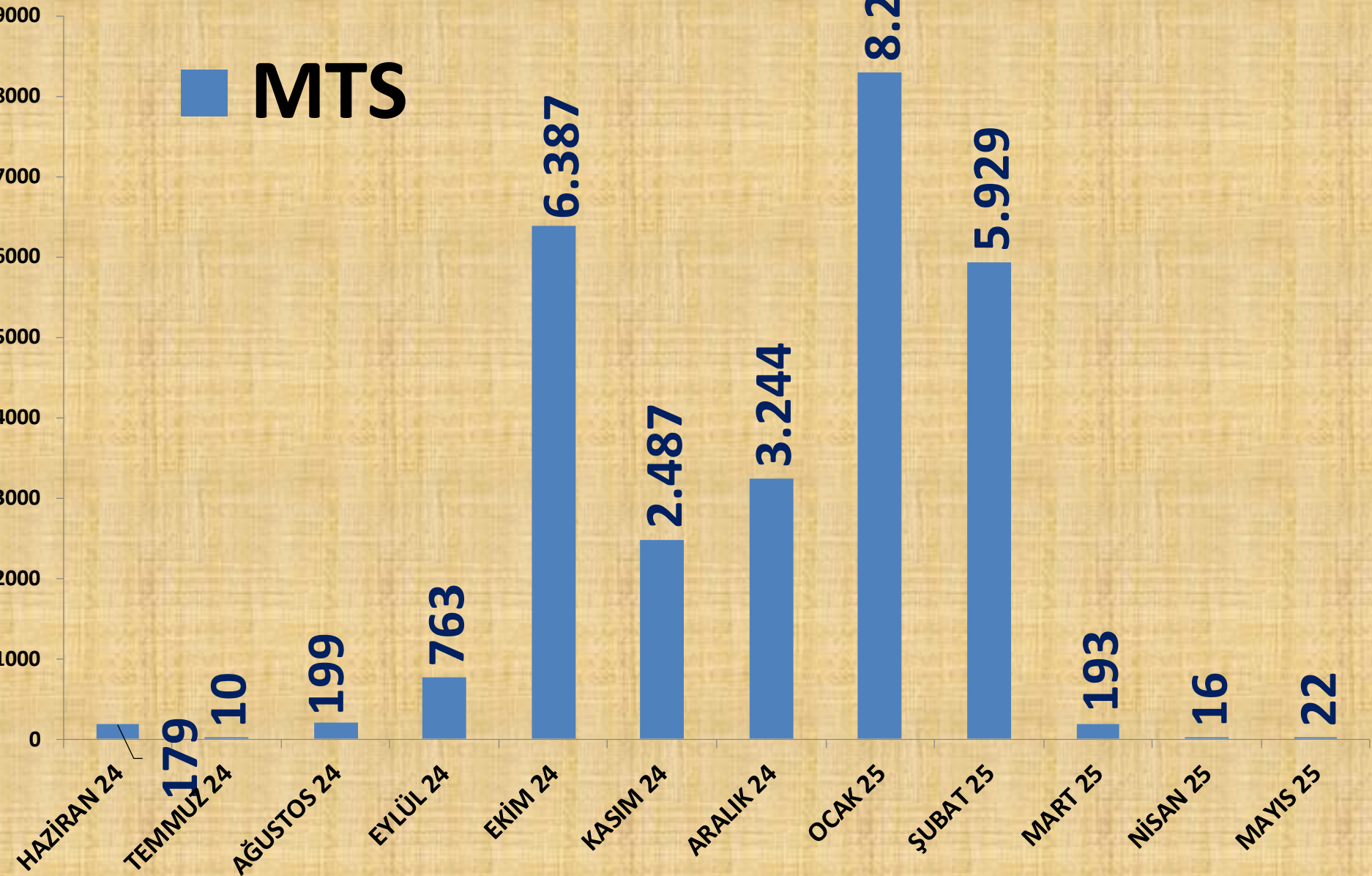
ORTALAMA FİYAT	2023 MAYIS	2024 MAYIS		2025 MAYIS	
MTS	-	-	41,24 TL	142%	100,00 TL

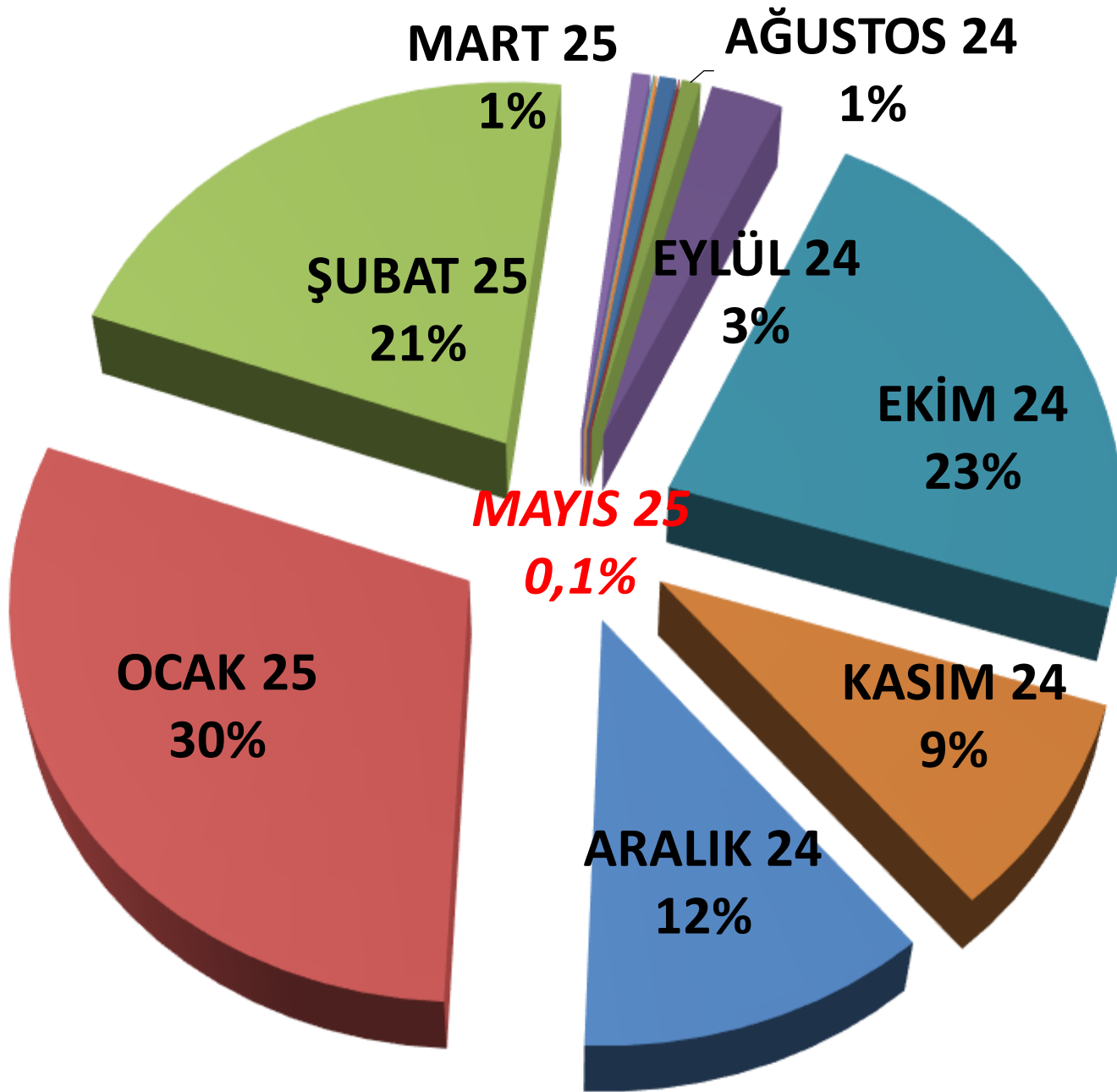
AYLIK TÜTÜN FİYAT TRENDİ (TL)



AYLIK TÜTÜN İŞLEM MİKTARI (TON)

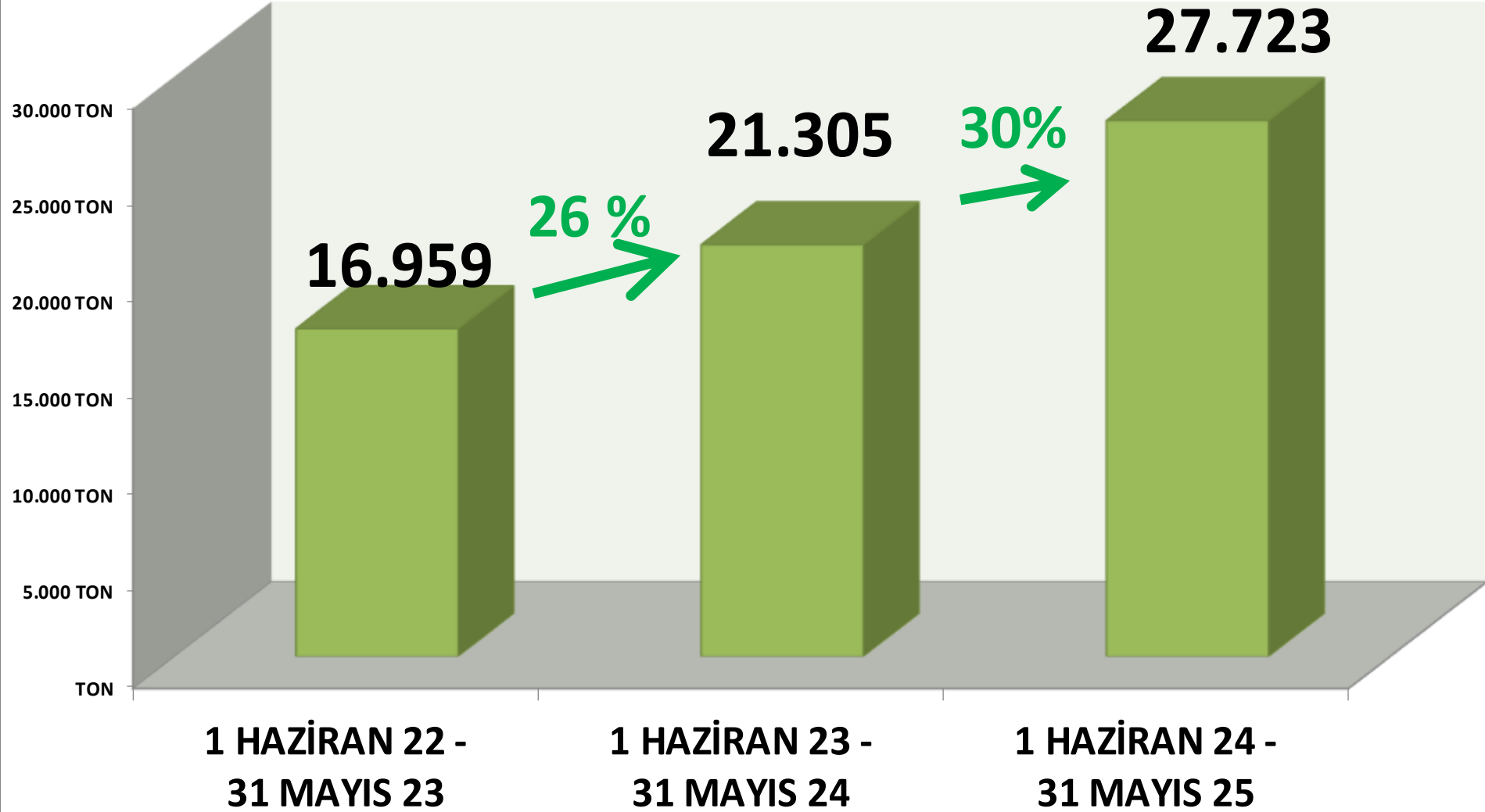
MTS





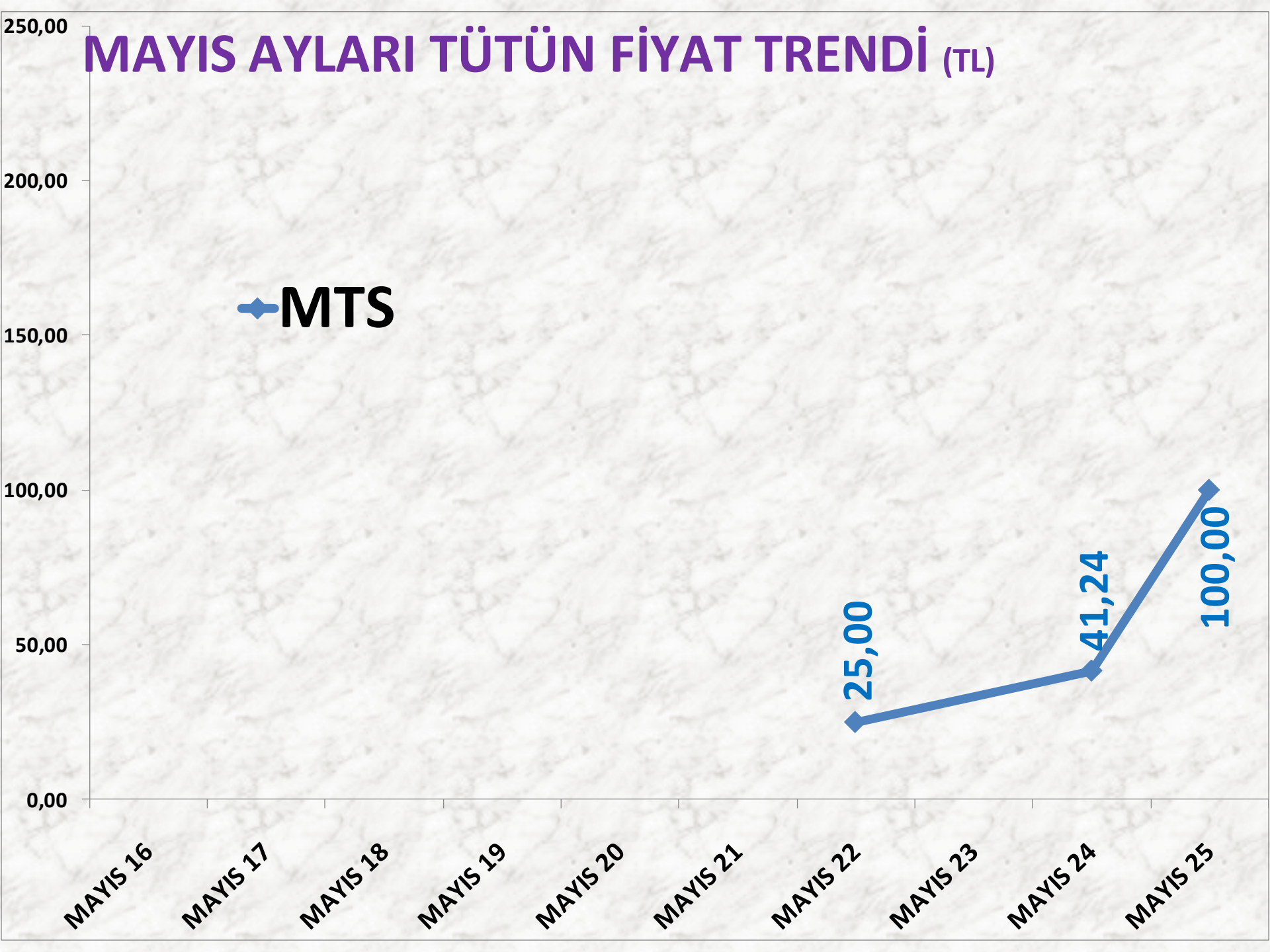
AYLIK TÜTÜN MTS İŞLEM MİKTARI ORANLARI

YILLIK TÜTÜN İŞLEM MİKTARI (TON)



MAYIS AYLARI TTN FİYAT TRENDİ (TL)

◆ MTS



KASAPLIK CANLI HAYVAN

BÜYÜKBAŞ İŞLEM MİKTARI

İŞLEM MİKTARI ADET	2023 MAYIS	2024 MAYIS		2025 MAYIS	
MTS	1.168 ADET	-15%	996 ADET	129%	2.279 ADET
TTS	961 ADET	-43%	545 ADET	52%	828 ADET

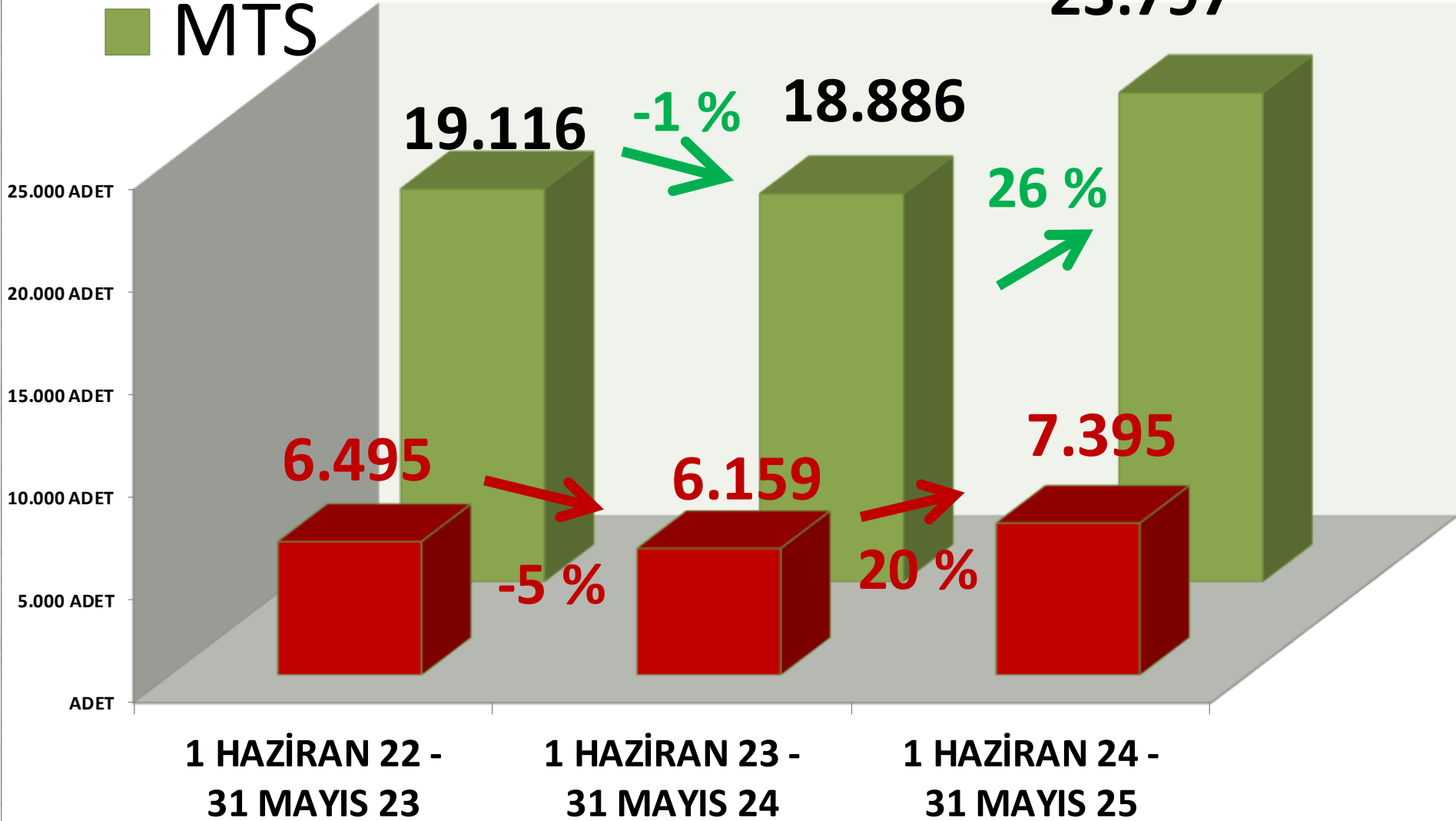
KÜÇÜKBAŞ İŞLEM MİKTARI

İŞLEM MİKTARI ADET	2023 MAYIS	2024 MAYIS		2025 MAYIS	
MTS	466 ADET	1291%	6.481 ADET	-15%	5.497 ADET
TTS	0	-	119 ADET	102%	240 ADET

■ TTS

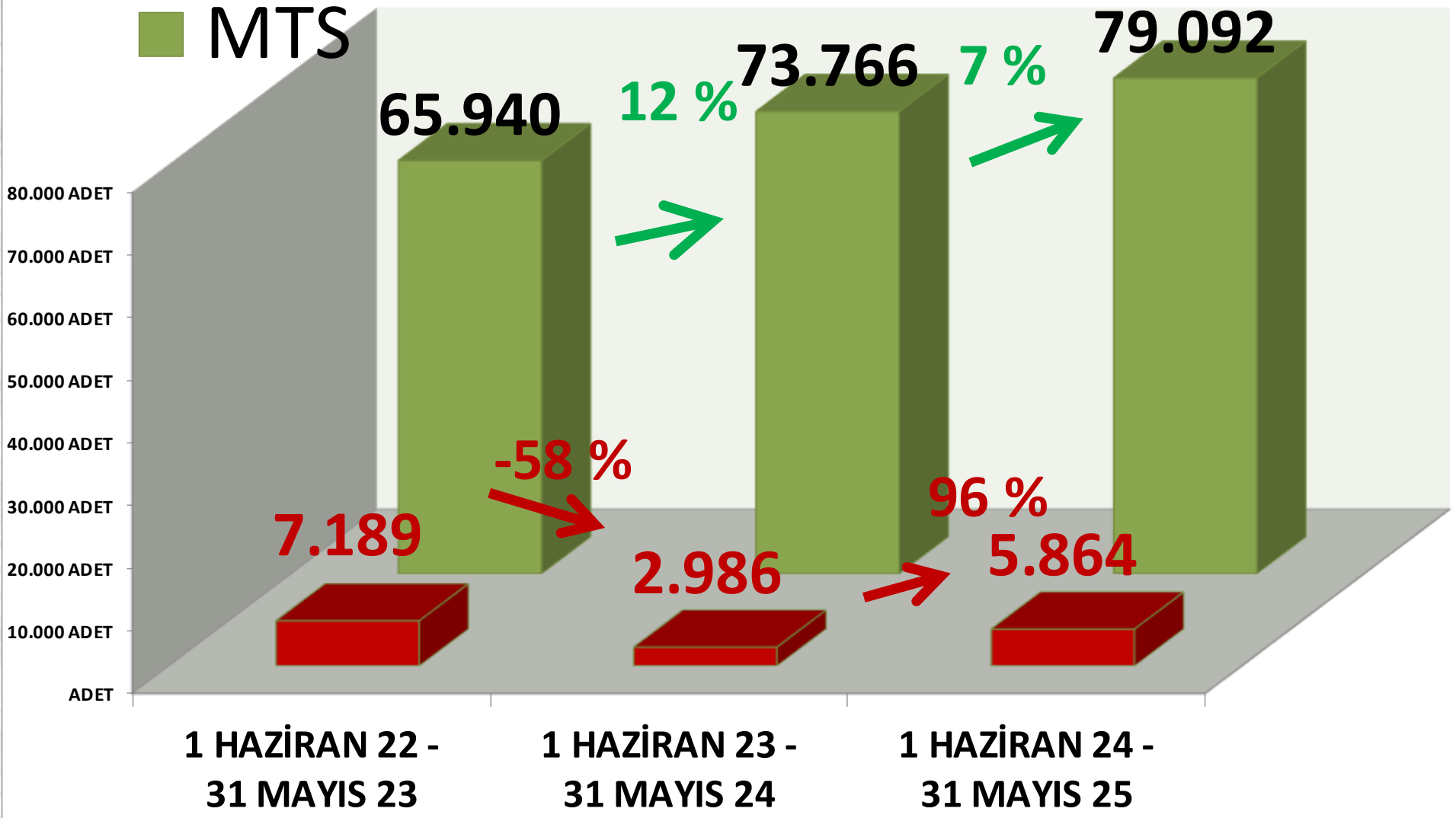
YILLIK BÜYÜKBAŞ İŞLEM MİKTARI (TON)

■ MTS



■ TTS YILLIK KÜÇÜKBAŞ İŞLEM MİKTARI (TON)

■ MTS





DİNLEDİĞİNİZ İÇİN
TEŞEKKÜR EDERİM

RECEP MENGİ

