

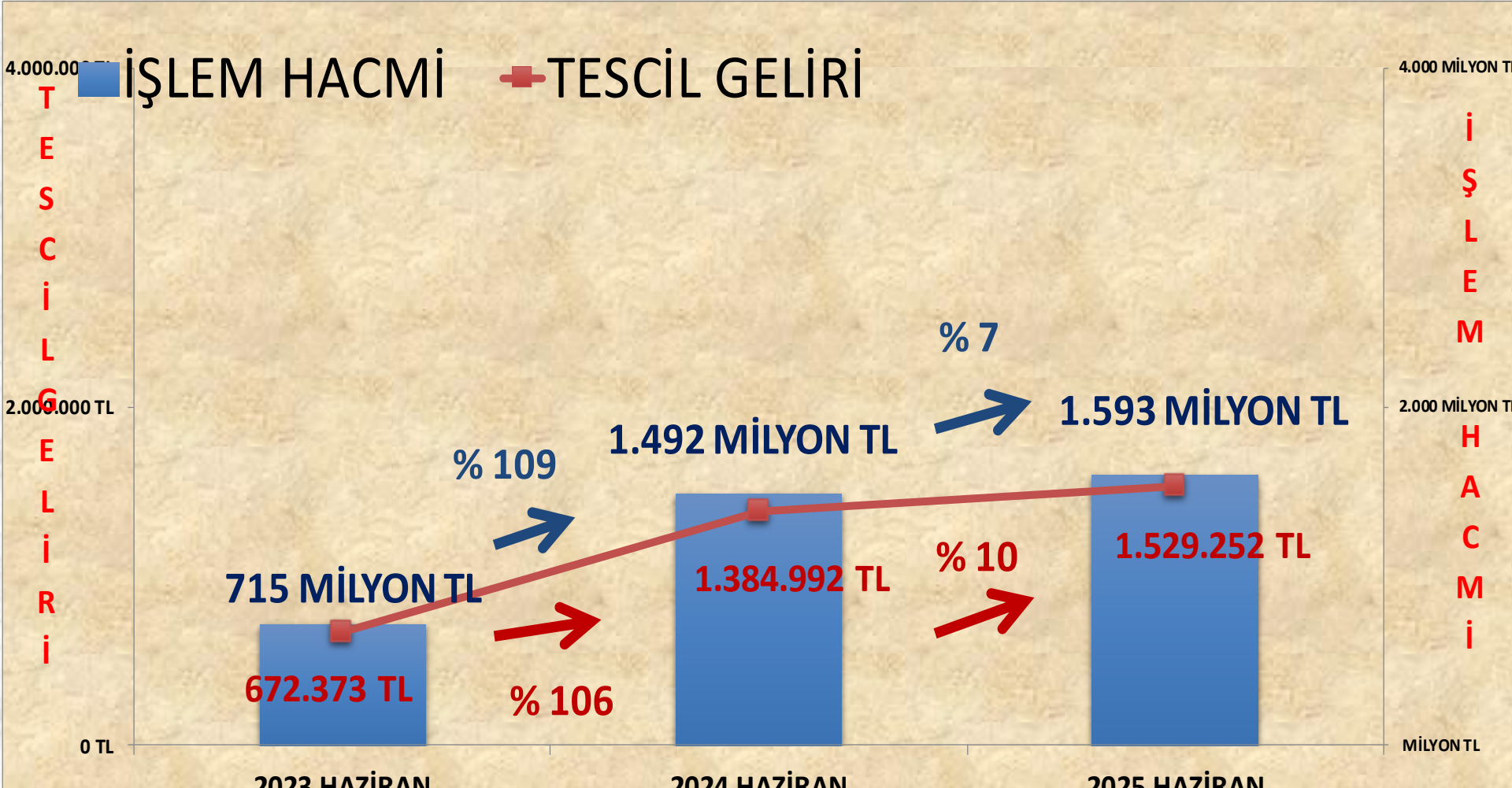


HAZİRAN 2025 TESCİL SUNUMU



İŞLEM HACMİ VE TESCİL GELİRİ VERİLERİ

	2023 HAZİRAN		2024 HAZİRAN		2025 HAZİRAN
İŞLEM HACMİ	715 MİLYON TL	109%	1.492 MİLYON TL	7%	1.593 MİLYON TL
TESCİL GELİRİ	672.373 TL	106%	1.384.992 TL	10%	1.529.252 TL



2024 HAZİRAN

ÜRÜN GRUBU	Miktar(kg./lt/adet)	Tutar(TL)
BAKLİYAT VE MAMÜLLERİ	462.672	22.835.374
BİTKİSEL YAĞLAR	325	90.448
KOTASYON DIŞI ÜRÜNLER	39.327.657	688.119.287
HAM DERİLER VE BAĞIRSAKLAR	7.561	141.540
HAYVANSAL YAĞLAR	112	33.364
HUBUBAT .	11.628.055	105.836.127
HUBUBAT MAMÜLLERİ	51.560	770.610
KASAPLIK CANLI HAYVANLAR	8.605	240.010.754
KURU MEYVELER	3.103.343	250.490.136
ORMAN MAHSÜLLERİ	99.593	6.219.600
TEKSTİL HAMMADDELERİ	690.665	38.773.905
YAĞLI TOHUMLAR	3.513.828	138.284.510
<u>TOPLAM</u>	58.893.975	1.491.605.653

2025 HAZİRAN

ÜRÜN GRUBU	Miktar(kg./lt/adet)	Tutar(TL)
BAKLİYAT VE MAMÜLLERİ	950.951	55.034.565
BİTKİSEL YAĞLAR	1.000	250.000
KOTASYON DIŞI ÜRÜNLER	40.416.157	785.812.835
HAM DERİLER VE BAĞIRSAKLAR	8.253	170.085
HAYVANSAL YAĞLAR	277	83.788
HUBUBAT .	5.050.644	72.663.081
HUBUBAT MAMÜLLERİ	160.995	2.905.928
KASAPLIK CANLI HAYVANLAR	10.041	369.433.594
KURU MEYVELER	793.539	84.082.157
ORMAN MAHSÜLLERİ	107.352	1.921.801
TEKSTİL HAMMADDELERİ	1.104.791	75.351.424
YAĞLI TOHUMLAR	3.332.659	145.669.005
<u>TOPLAM</u>	51.936.659	1.593.378.261

2024 HAZİRAN - 2025 HAZİRAN DEĞİŞİM

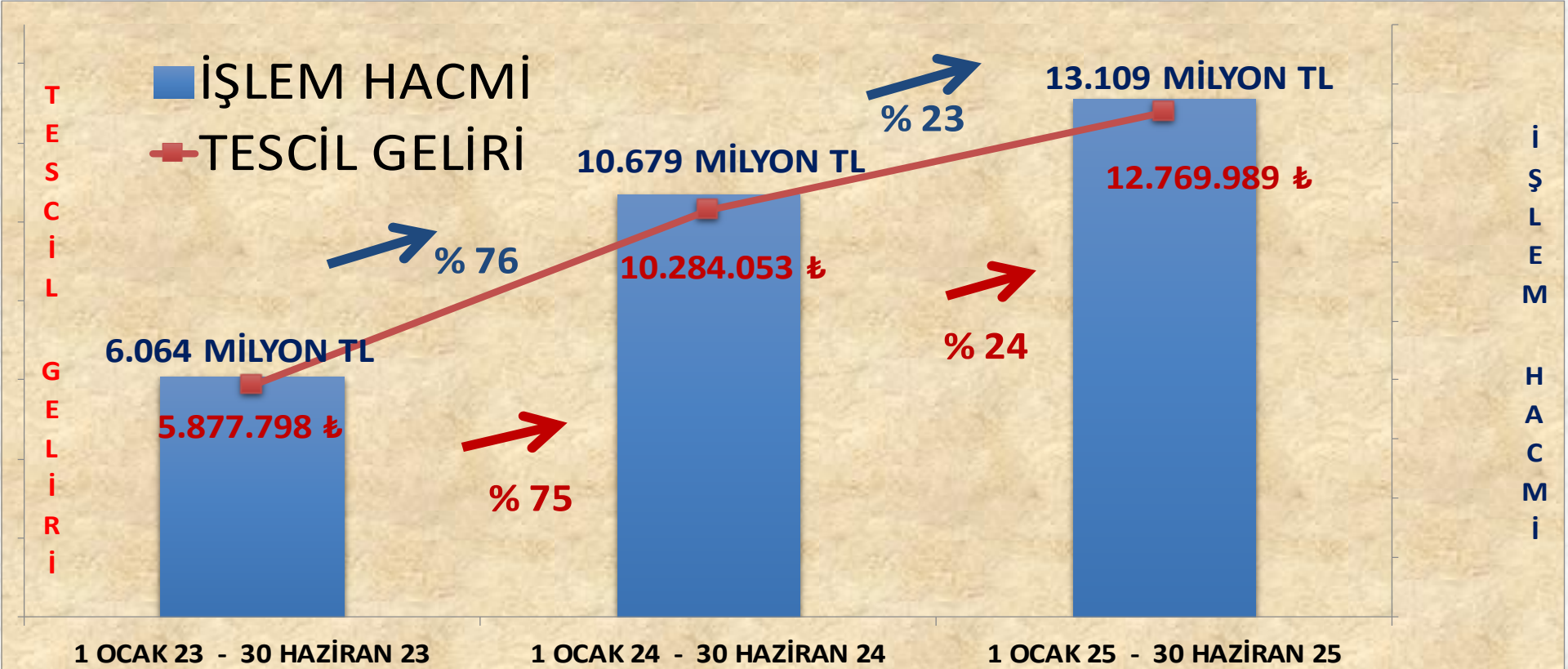
ÜRÜN GRUBU	Miktar(kg./lt/adet)	Tutar(TL)
BAKLİYAT VE MAMÜLLERİ	488.279	32.199.190
BİTKİSEL YAĞLAR	675	159.553
KOTASYON DIŞI ÜRÜNLER	1.088.501	97.693.548
HAM DERİLER VE BAĞIRSAKLAR	692	28.545
HAYVANSAL YAĞLAR	165	50.424
HUBUBAT .	-6.577.411	-33.173.046
HUBUBAT MAMÜLLERİ	109.435	2.135.318
KASAPLIK CANLI HAYVANLAR	1.436	129.422.840
KURU MEYVELER	-2.309.804	-166.407.979
ORMAN MAHSÜLLERİ	7.759	-4.297.799
TEKSTİL HAMMADDELERİ	414.126	36.577.519
YAĞLI TOHUMLAR	-181.168	7.384.496
<u>TOPLAM</u>	-6.957.316	101.772.608

2024 HAZİRAN - 2025 HAZİRAN DEĞİŞİM ORANI

ÜRÜN GRUBU	Miktar(kg./lt/adet)	Tutar(TL)
BAKLİYAT VE MAMÜLLERİ	106%	141%
BİTKİSEL YAĞLAR	208%	176%
KOTASYON DIŞI ÜRÜNLER	3%	14%
HAM DERİLER VE BAĞIRSAKLAR	9%	20%
HAYVANSAL YAĞLAR	147%	151%
HUBUBAT .	-57%	-31%
HUBUBAT MAMÜLLERİ	212%	277%
KASAPLIK CANLI HAYVANLAR	17%	54%
KURU MEYVELER	-74%	-66%
ORMAN MAHSÜLLERİ	8%	-69%
TEKSTİL HAMMADDELERİ	60%	94%
YAĞLI TOHUMLAR	-5%	5%
<u>TOPLAM</u>	-12%	7%

İŞLEM HACMİ VE TESCİL GELİRİ VERİLERİ

	1 OCAK 23 - 30 HAZİRAN 23	1 OCAK 24 - 30 HAZİRAN 24	1 OCAK 25 - 30 HAZİRAN 25
İŞLEM HACMI	6.064 MİLYON TL	10.679 MİLYON TL	13.109 MİLYON TL
TESCİL GELİRİ	5.877.798 TL	10.284.053 TL	12.769.989 TL



1 OCAK - 30 HAZİRAN 2024

	Miktar(kg./lt/adet)	Tutar(TL)
BAKLİYAT VE MAMÜLLERİ	3.388.054	154.520.732
BİTKİSEL YAĞLAR	34.735	9.116.948
KOTASYON DIŐI ÜRÜNLER	537.237.635	6.302.856.194
HAM DERİLER VE BAĞIRSAKLAR	38.229	705.725
HAYVANSAL YAĞLAR	693	195.958
HUBUBAT .	125.046.388	909.625.845
HUBUBAT MAMÜLLERİ	1.130.209	11.644.624
KASAPLIK CANLI HAYVANLAR	51.348	1.193.859.870
KURU MEYVELER	6.516.913	507.009.292
ORMAN MAHSÜLLERİ	884.766	25.637.524
TEKSTİL HAMMADDELERİ	20.525.010	504.898.853
YAĞLI TOHUMLAR	26.873.780	1.058.840.572
<u>TOPLAM</u>	721.727.759	10.678.912.136

1 OCAK - 30 HAZİRAN 2025

	Miktar(kg./lt/adet)	Tutar(TL)
BAKLİYAT VE MAMÜLLERİ	3.162.966	174.009.586
BITKİSEL YAĞLAR	6.825	1.355.789
KOTASYON DIŞI ÜRÜNLER	429.811.579	7.843.392.422
HAM DERİLER VE BAĞIRSAKLAR	77.578	1.841.969
HAYVANSAL YAĞLAR	1.639	556.359
HUBUBAT .	67.285.778	726.684.071
HUBUBAT MAMÜLLERİ	1.786.087	30.182.122
KASAPLIK CANLI HAYVANLAR	60.317	2.221.408.932
KURU MEYVELER	3.759.957	357.794.531
ORMAN MAHSÜLLERİ	1.202.306	45.677.198
TEKSTİL HAMMADDELERİ	9.802.199	357.672.515
YAĞLI TOHUMLAR	29.862.687	1.347.784.628
<u>TOPLAM</u>	546.819.918	13.108.360.122

1 OCAK - 30 HAZİRAN 2024-25 DEĞİŞİM

	Miktar(kg./lt/adet)	Tutar(TL)
BAKLİYAT VE MAMÜLLERİ	-225.088	19.488.854
BITKİSEL YAĞLAR	-27.911	-7.761.158
KOTASYON DIŞI ÜRÜNLER	-107.426.056	1.540.536.228
HAM DERİLER VE BAĞIRSAKLAR	39.349	1.136.244
HAYVANSAL YAĞLAR	946	360.402
HUBUBAT .	-57.760.609	-182.941.774
HUBUBAT MAMÜLLERİ	655.878	18.537.498
KASAPLIK CANLI HAYVANLAR	8.969	1.027.549.062
KURU MEYVELER	-2.756.956	-149.214.761
ORMAN MAHSÜLLERİ	317.541	20.039.675
TEKSTİL HAMMADDELERİ	-10.722.811	-147.226.338
YAĞLI TOHUMLAR	2.988.906	288.944.056
<u>TOPLAM</u>	-174.907.841	2.429.447.986

1 OCAK - 30 HAZİRAN 2024 -25 DEĞİŞİM ORANI

	Miktar(kg./lt/adet)	Tutar(TL)
BAKLİYAT VE MAMÜLLERİ	-7%	13%
BITKİSEL YAĞLAR	-80%	-85%
KOTASYON DIŞI ÜRÜNLER	-20%	24%
HAM DERİLER VE BAĞIRSAKLAR	103%	161%
HAYVANSAL YAĞLAR	137%	184%
HUBUBAT .	-46%	-20%
HUBUBAT MAMÜLLERİ	58%	159%
KASAPLIK CANLI HAYVANLAR	17%	86%
KURU MEYVELER	-42%	-29%
ORMAN MAHSÜLLERİ	36%	78%
TEKSTİL HAMMADDELERİ	-52%	-29%
YAĞLI TOHUMLAR	11%	27%
<u>TOPLAM</u>	-24%	23%

ARPA

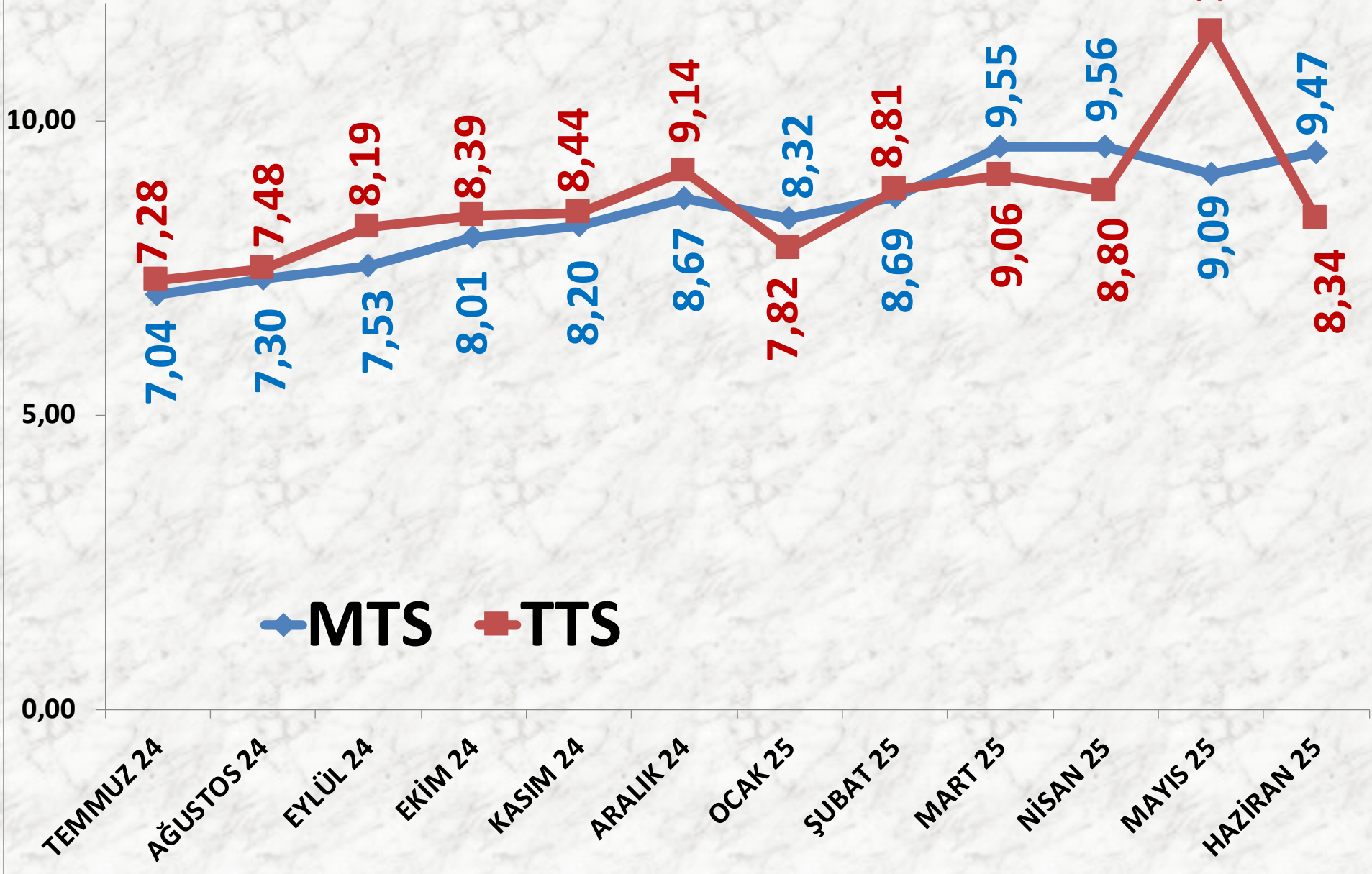
İŞLEM MİKTARI TON	2023 HAZİRAN	2024 HAZİRAN		2025 HAZİRAN	
MTS	550 TON	149%	1.368 TON	-97%	35 TON
TTS	3.365 TON	35%	4.547 TON	-61%	1.788 TON

EN AZ FİYAT	2023 HAZİRAN	2024 HAZİRAN		2025 HAZİRAN	
MTS	5,75 TL	23%	7,08 TL	34%	9,47 TL
TTS	5,26 TL	50%	7,90 TL	26%	9,98 TL

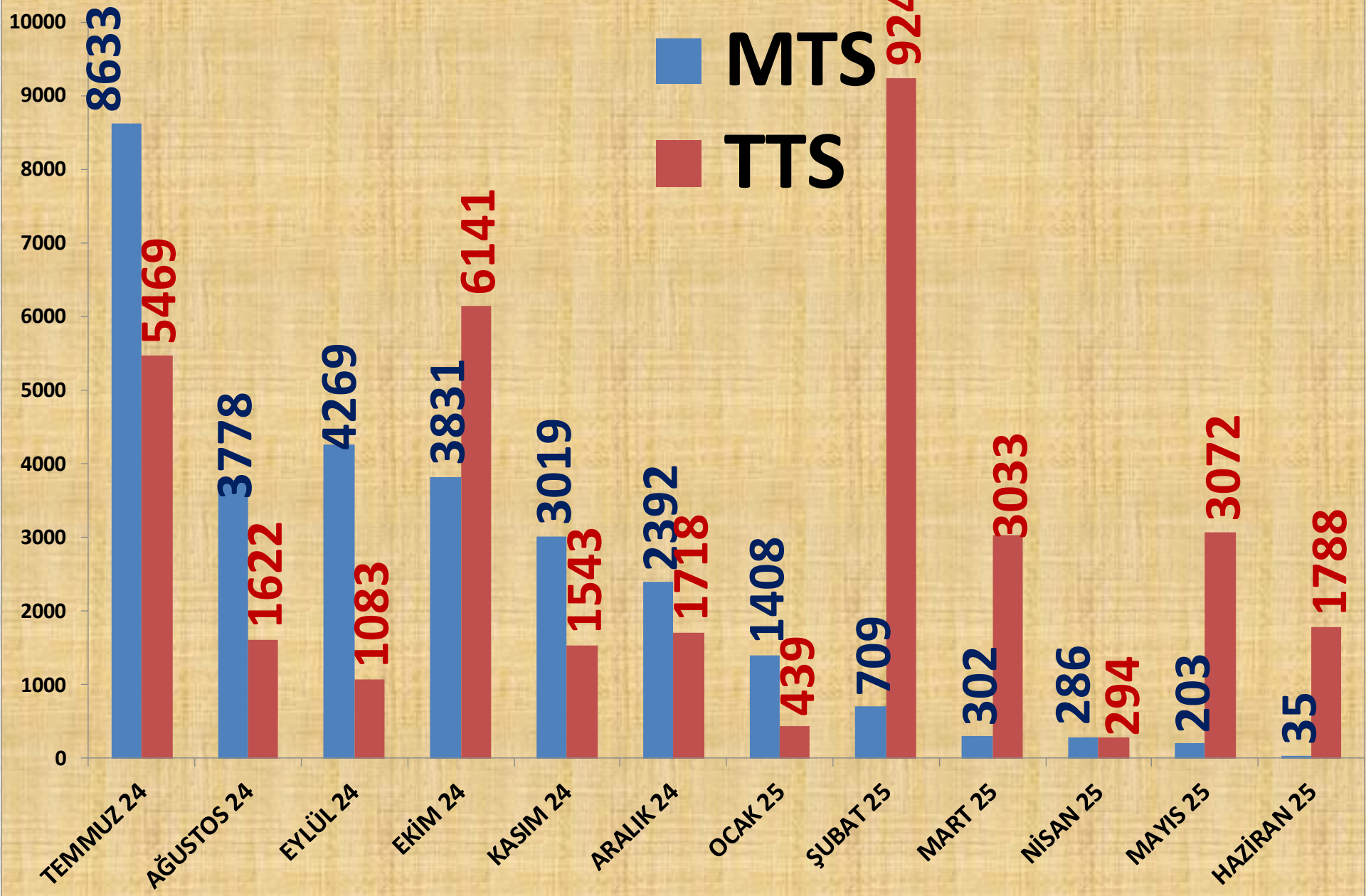
EN ÇOK FİYAT	2023 HAZİRAN	2024 HAZİRAN		2025 HAZİRAN	
MTS	5,75 TL	61%	9,26 TL	2%	9,47 TL
TTS	5,26 TL	65%	8,70 TL	46%	12,73 TL

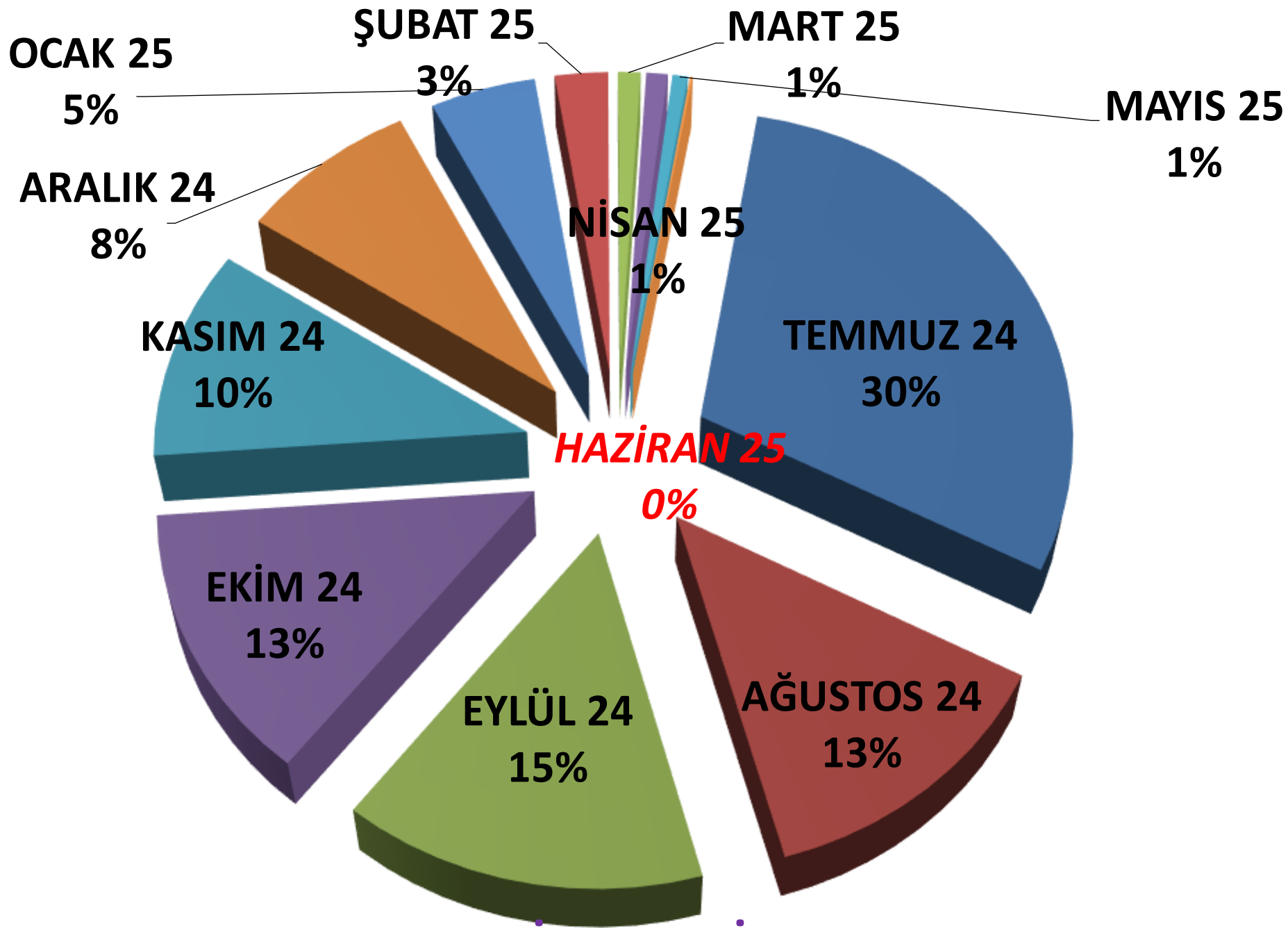
ORTALAMA FİYAT	2023 HAZİRAN	2024 HAZİRAN		2025 HAZİRAN	
MTS	5,75 TL	36%	7,83 TL	21%	9,47 TL
TTS	5,25 TL	59%	8,37 TL	36%	11,42 TL

AYLIK ARPA FİYAT TRENDİ (TL)



AYLIK ARPA İŞLEM MİKTARI (TON)



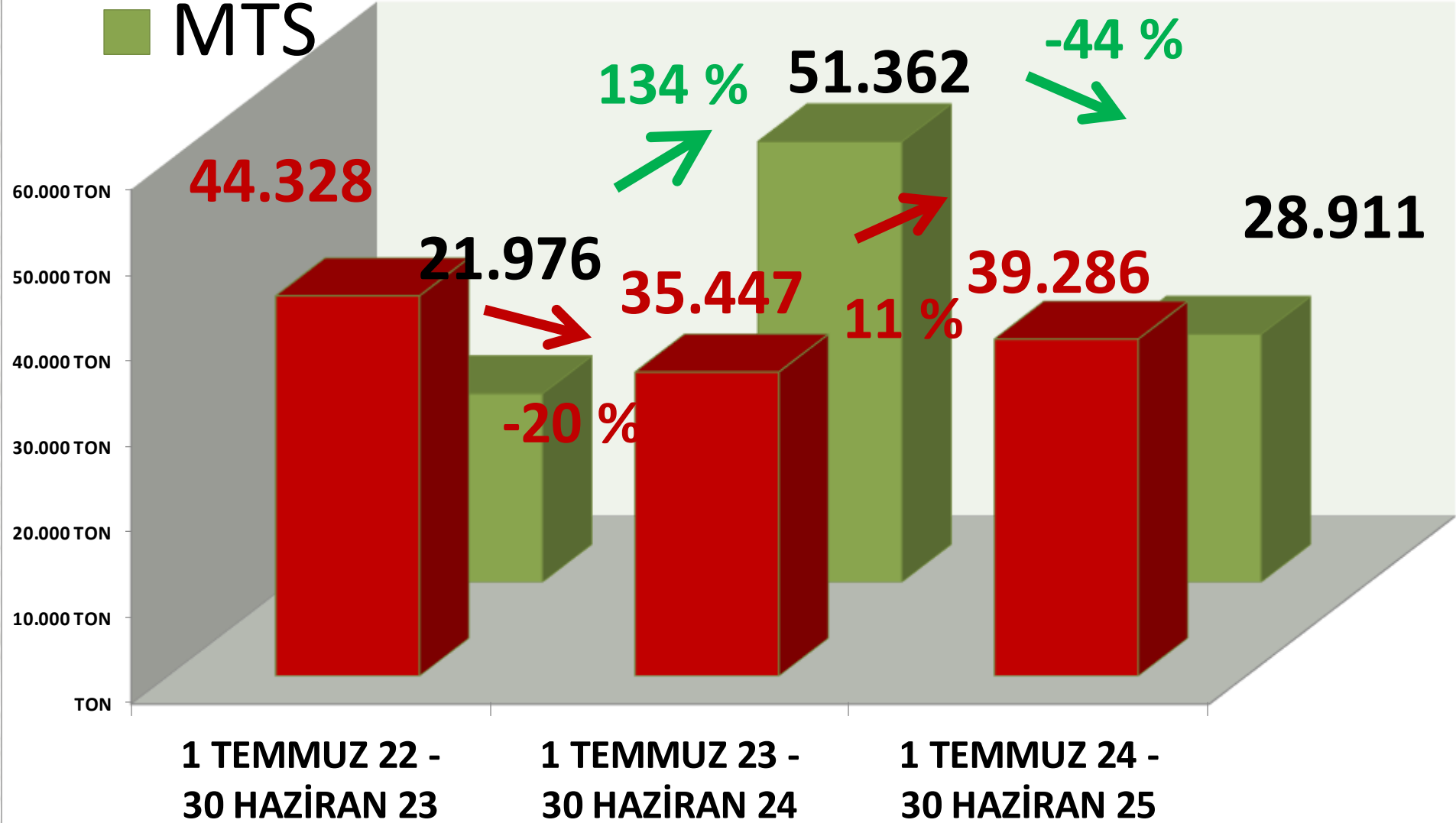


AYLIK ARPA MTS İŞLEM MİKTARI ORANLARI

■ TTS

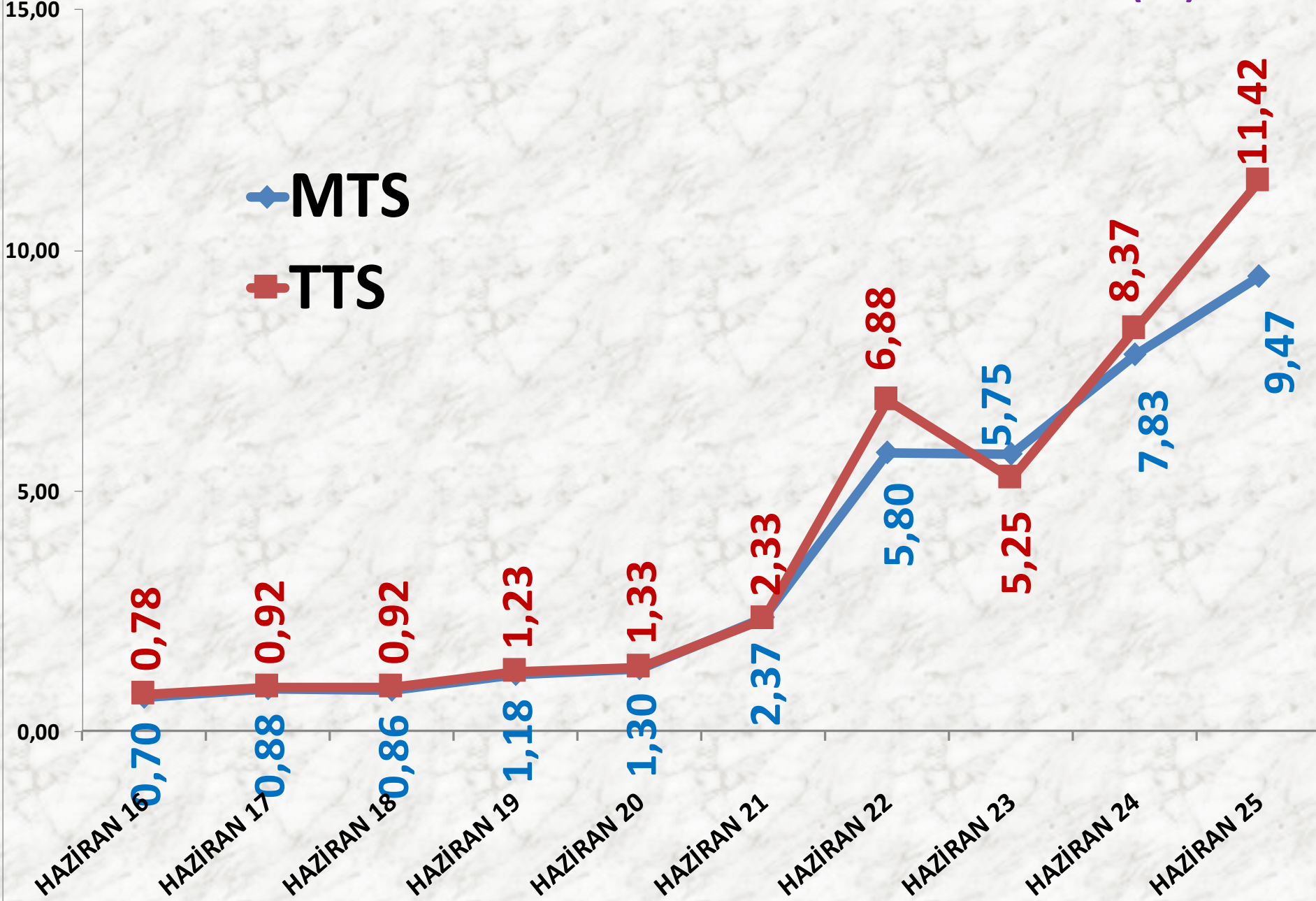
YILLIK ARPA İŞLEM MİKTARI (TON)

■ MTS



HAZİRAN AYLARI ARPA FİYAT TRENDİ (TL)

◆ MTS
■ TTS



BUĞDAY

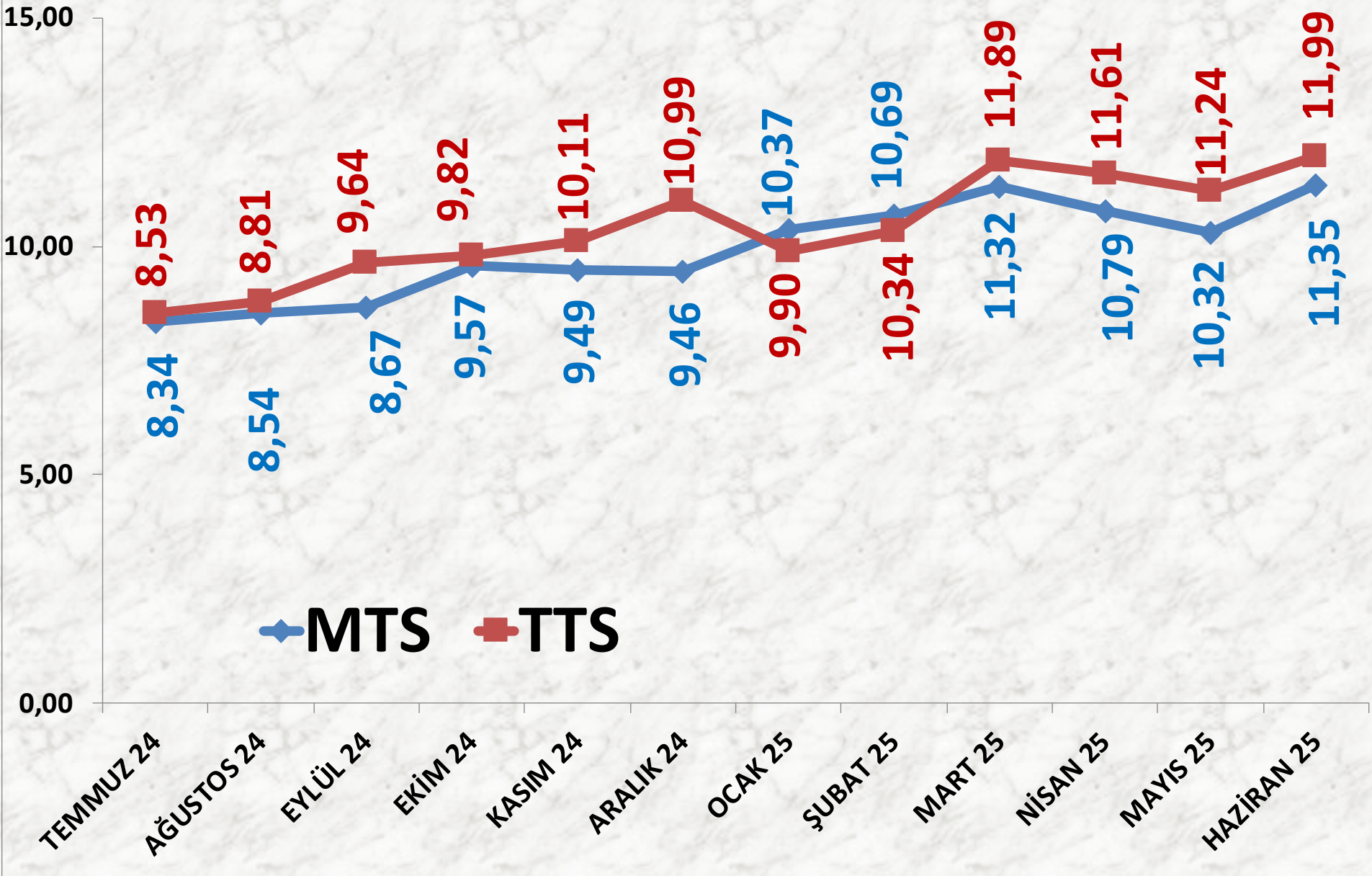
İŞLEM MİKTARI TON	2023 HAZİRAN	2024 HAZİRAN		2025 HAZİRAN	
MTS	1.079 TON	57%	1.691 TON	-66%	572 TON
TTS	1.414 TON	113%	3.007 TON	-61%	1.171 TON

EN AZ FİYAT	2023 HAZİRAN	2024 HAZİRAN		2025 HAZİRAN	
MTS	5,46 TL	32%	7,18 TL	55%	11,10 TL
TTS	5,80 TL	41%	8,20 TL	22%	10,00 TL

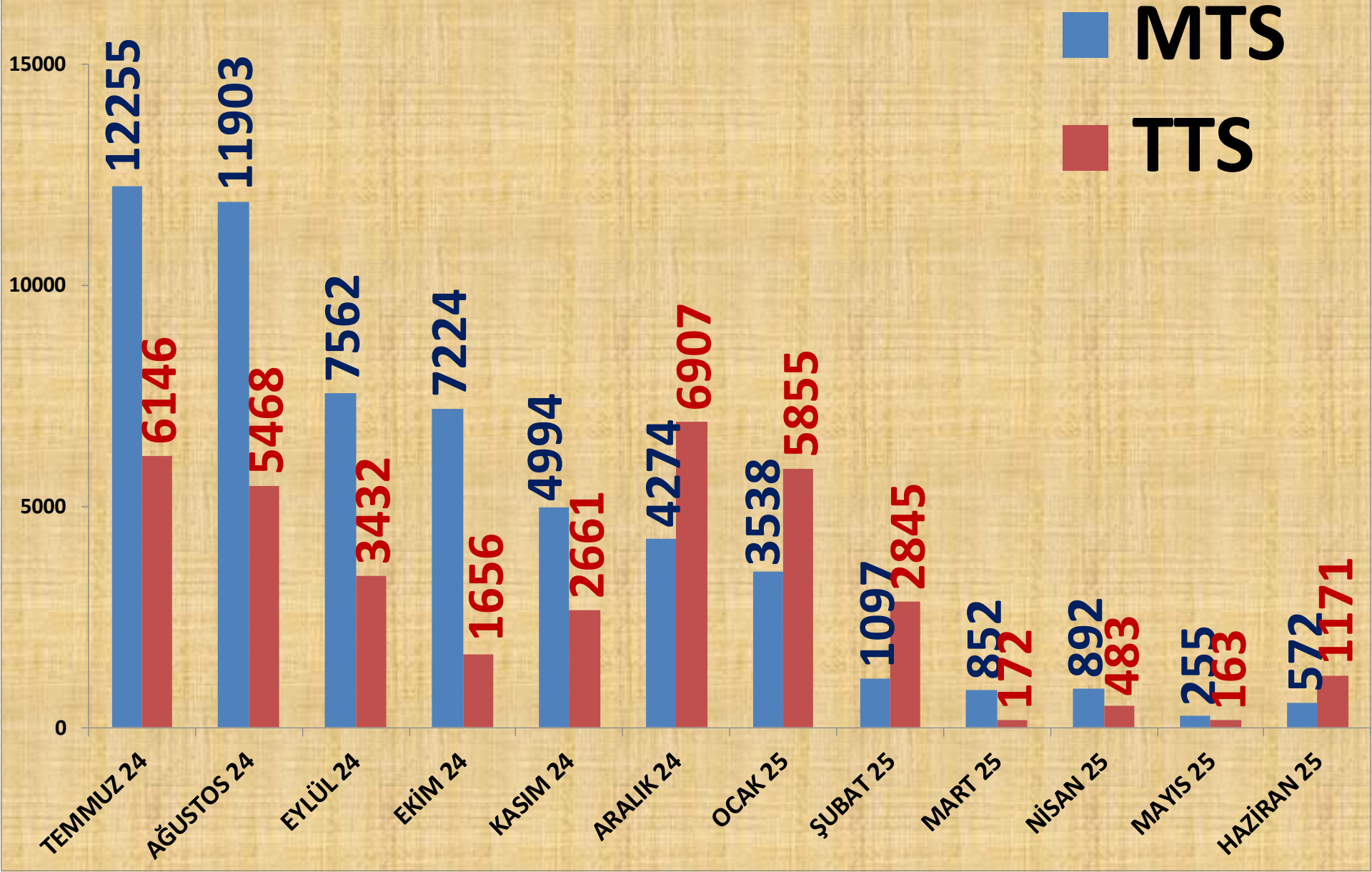
EN ÇOK FİYAT	2023 HAZİRAN	2024 HAZİRAN		2025 HAZİRAN	
MTS	6,00 TL	61%	9,67 TL	22%	11,75 TL
TTS	6,68 TL	57%	10,50 TL	29%	13,50 TL

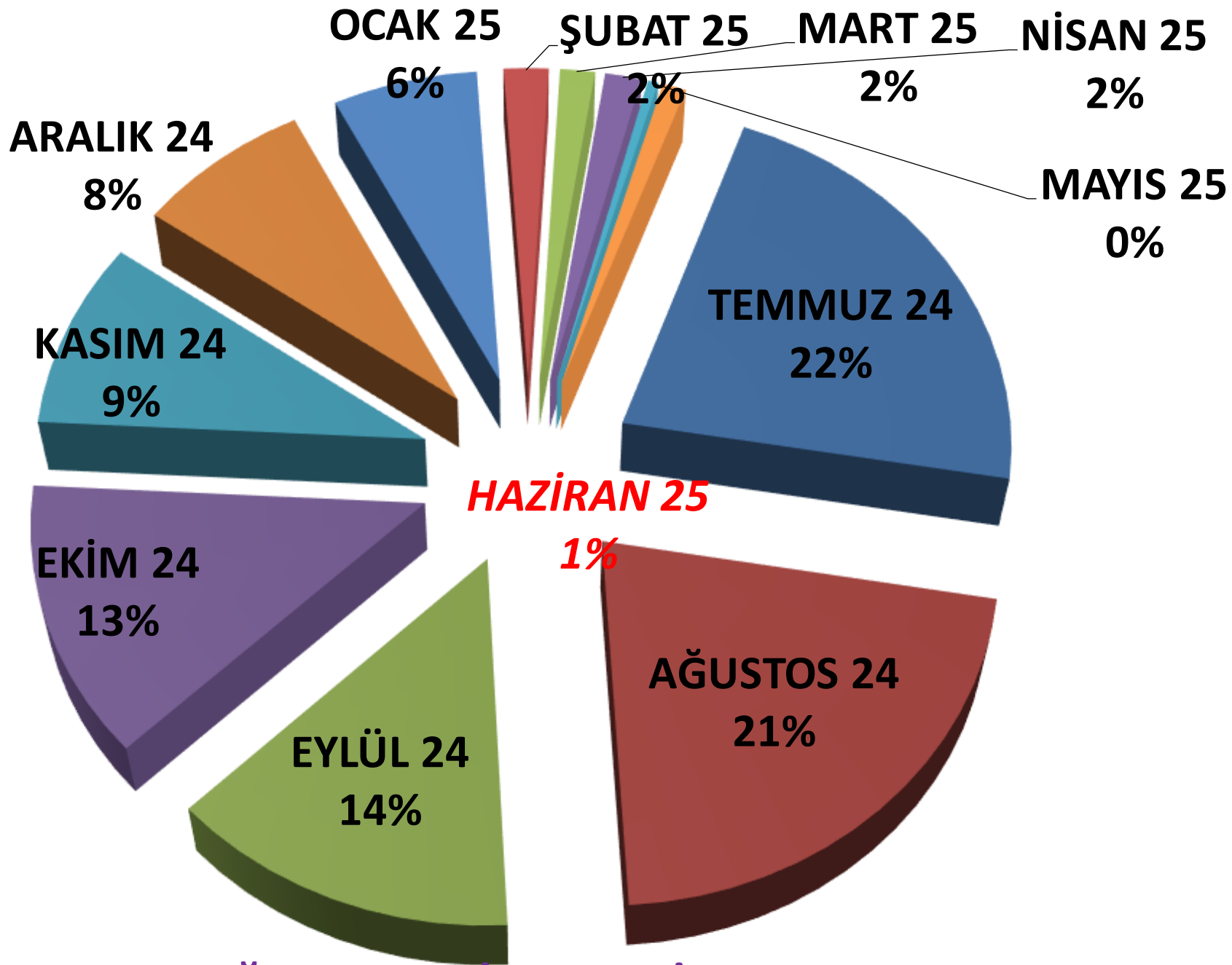
ORTALAMA FİYAT	2023 HAZİRAN	2024 HAZİRAN		2025 HAZİRAN	
MTS	5,62 TL	39%	7,83 TL	45%	11,35 TL
TTS	6,00 TL	46%	8,76 TL	37%	11,99 TL

AYLIK BUĞDAY FİYAT TRENDİ (TL)



AYLIK BUĞDAY İŞLEM MİKTARI (TON)





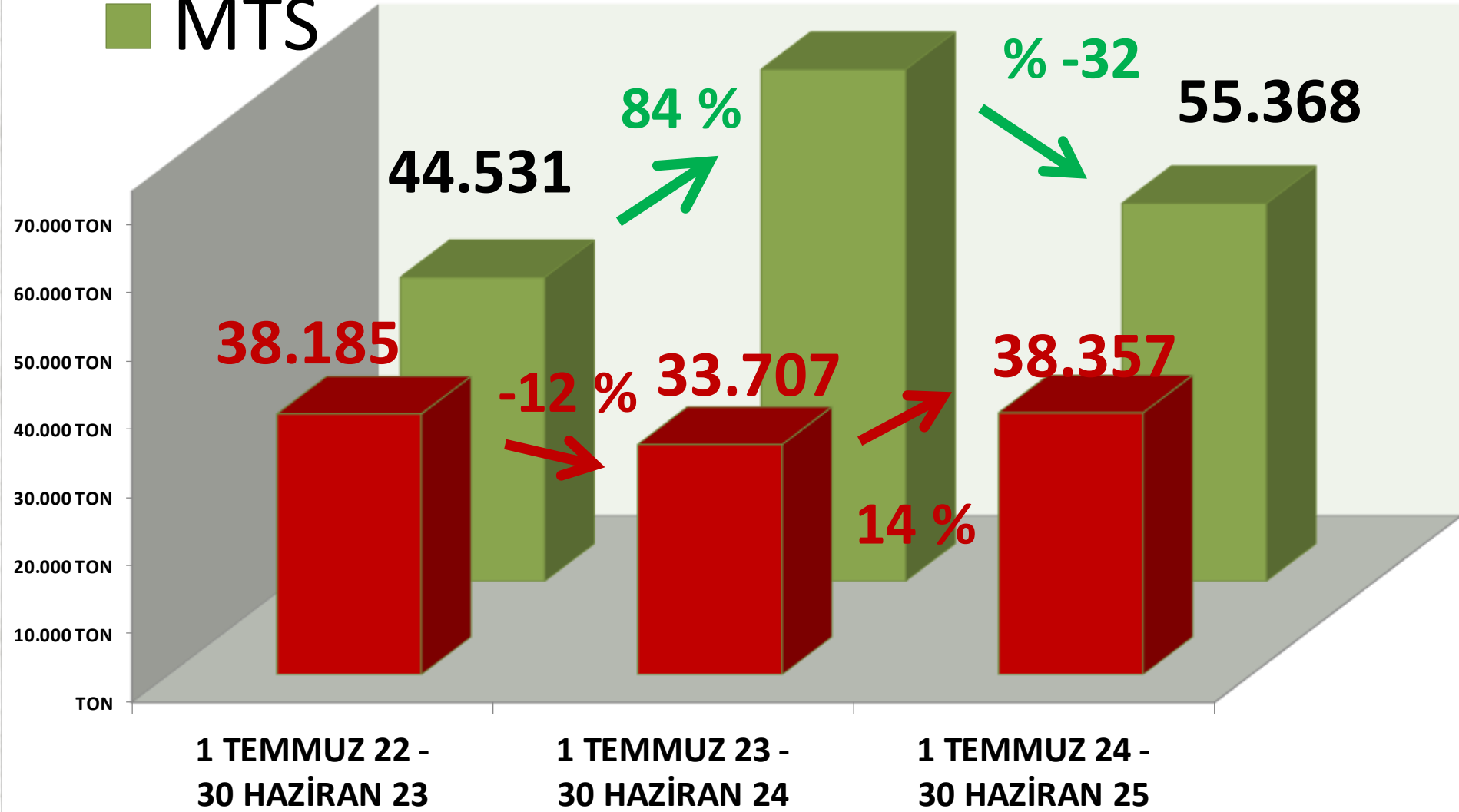
AYLIK BUĞDAY MTS İŞLEM MİKTARI ORANLARI

■ TTS

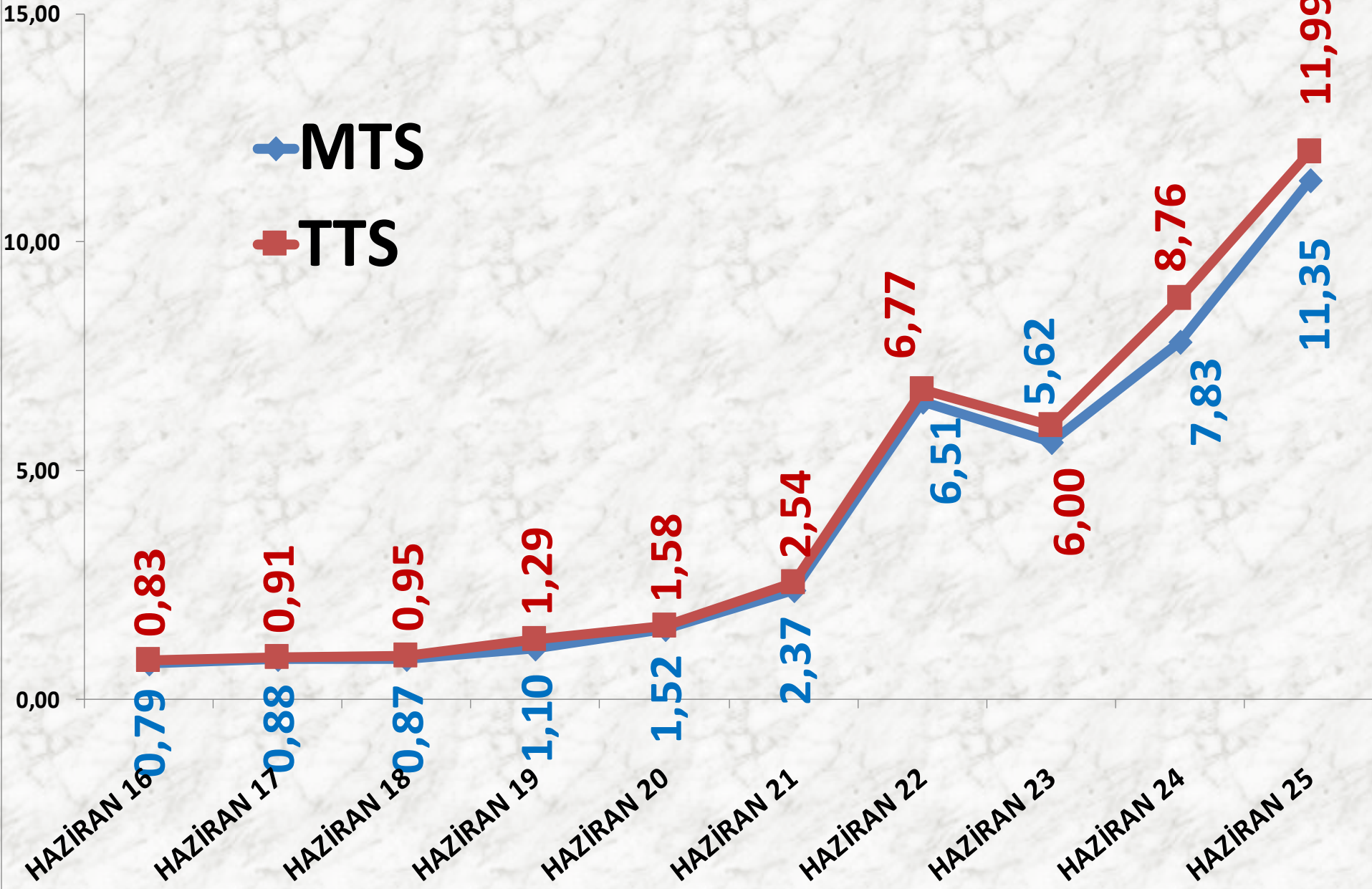
YILLIK BUĞDAY İŞLEM MİKTARI (TON)

81.959

■ MTS



HAZİRAN AYLARI BUĞDAY FİYAT TRENDİ (TL)



MISIR DANE

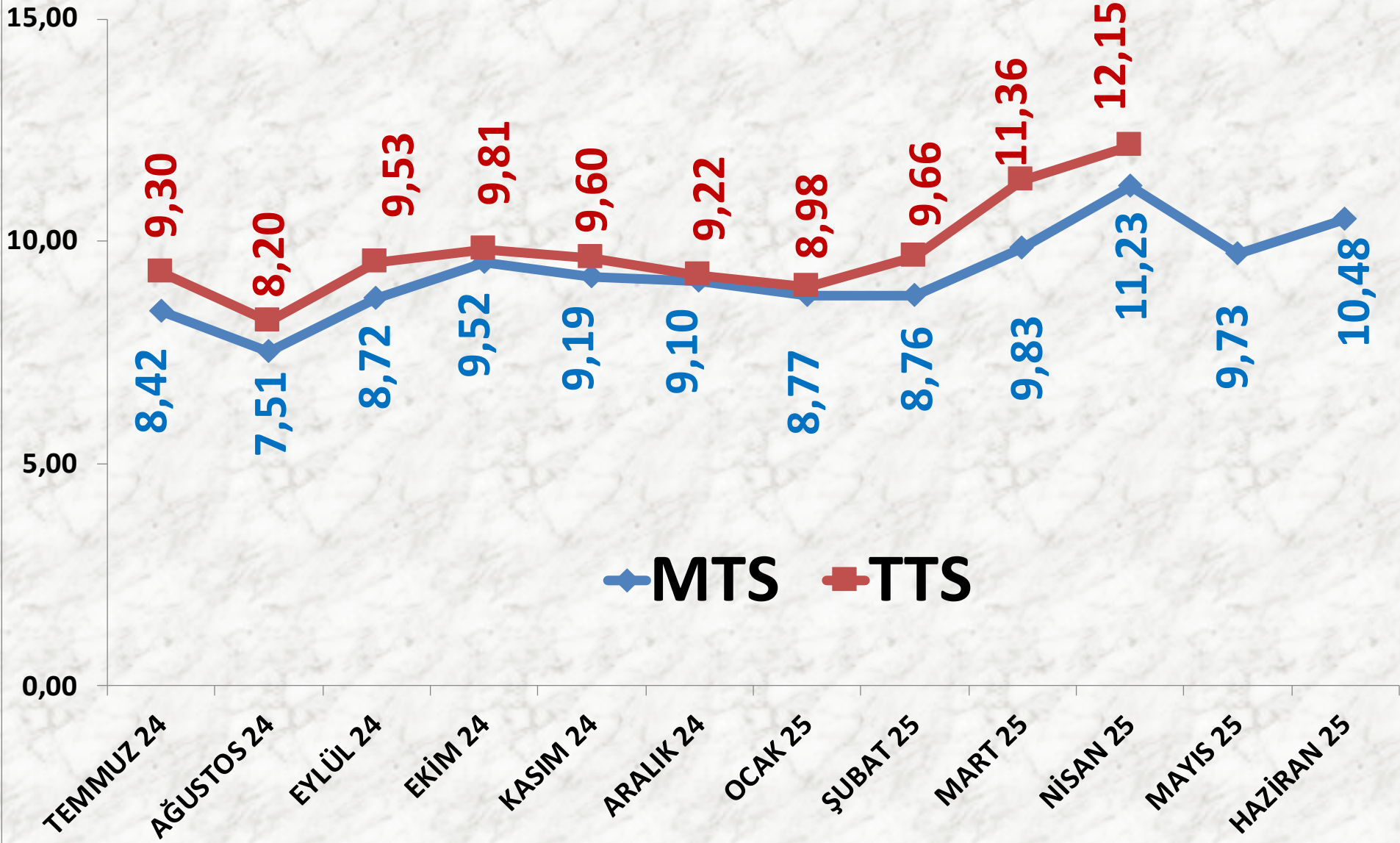
İŞLEM MİKTARI TON	2023 HAZİRAN	2024 HAZİRAN		2025 HAZİRAN	
MTS	328 TON	118%	716 TON	-32%	487 TON
TTS	64 TON	56%	100 TON	-	0

EN AZ FİYAT	2023 HAZİRAN	2024 HAZİRAN		2025 HAZİRAN	
MTS	5,71 TL	52%	8,67 TL	-8%	8,00 TL
TTS	6,10 TL	43%	8,70 TL	-	-

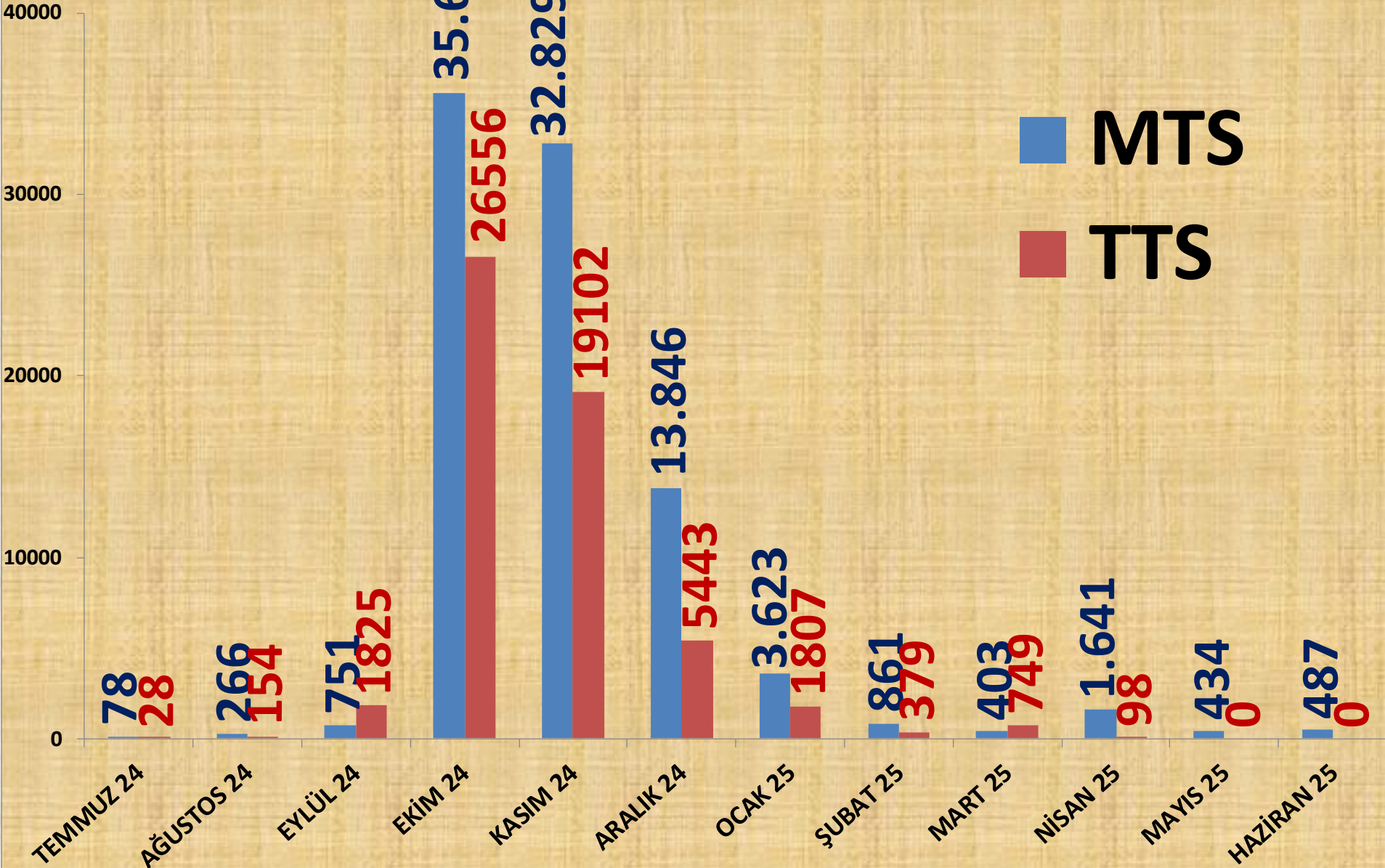
EN ÇOK FİYAT	2023 HAZİRAN	2024 HAZİRAN		2025 HAZİRAN	
MTS	6,02 TL	57%	9,46 TL	40%	13,27 TL
TTS	6,10 TL	52%	9,30 TL	-	-

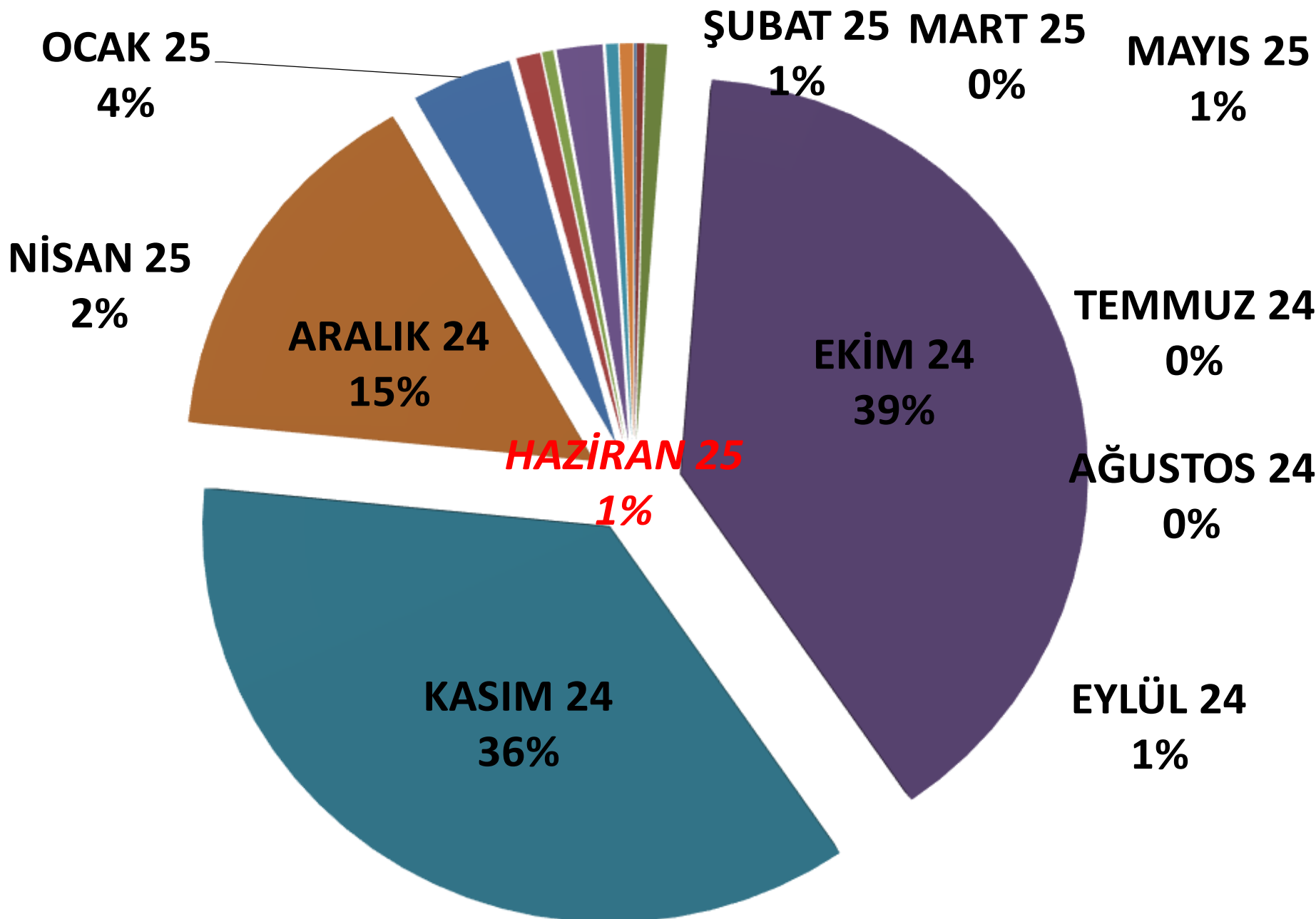
ORTALAMA FİYAT	2023 HAZİRAN	2024 HAZİRAN		2025 HAZİRAN	
MTS	5,92 TL	57%	9,31 TL	12%	10,48 TL
TTS	6,10 TL	47%	8,94 TL	-	-

AYLIK MISIR DANE FİYAT TRENDİ_(TL)



AYLIK MISIR DANE İŞLEM MİKTARI (TON)





AYLIK MISIR DANE MTS İŞLEM MİKTARI ORANLARI

MISIR ÇEREZLİK

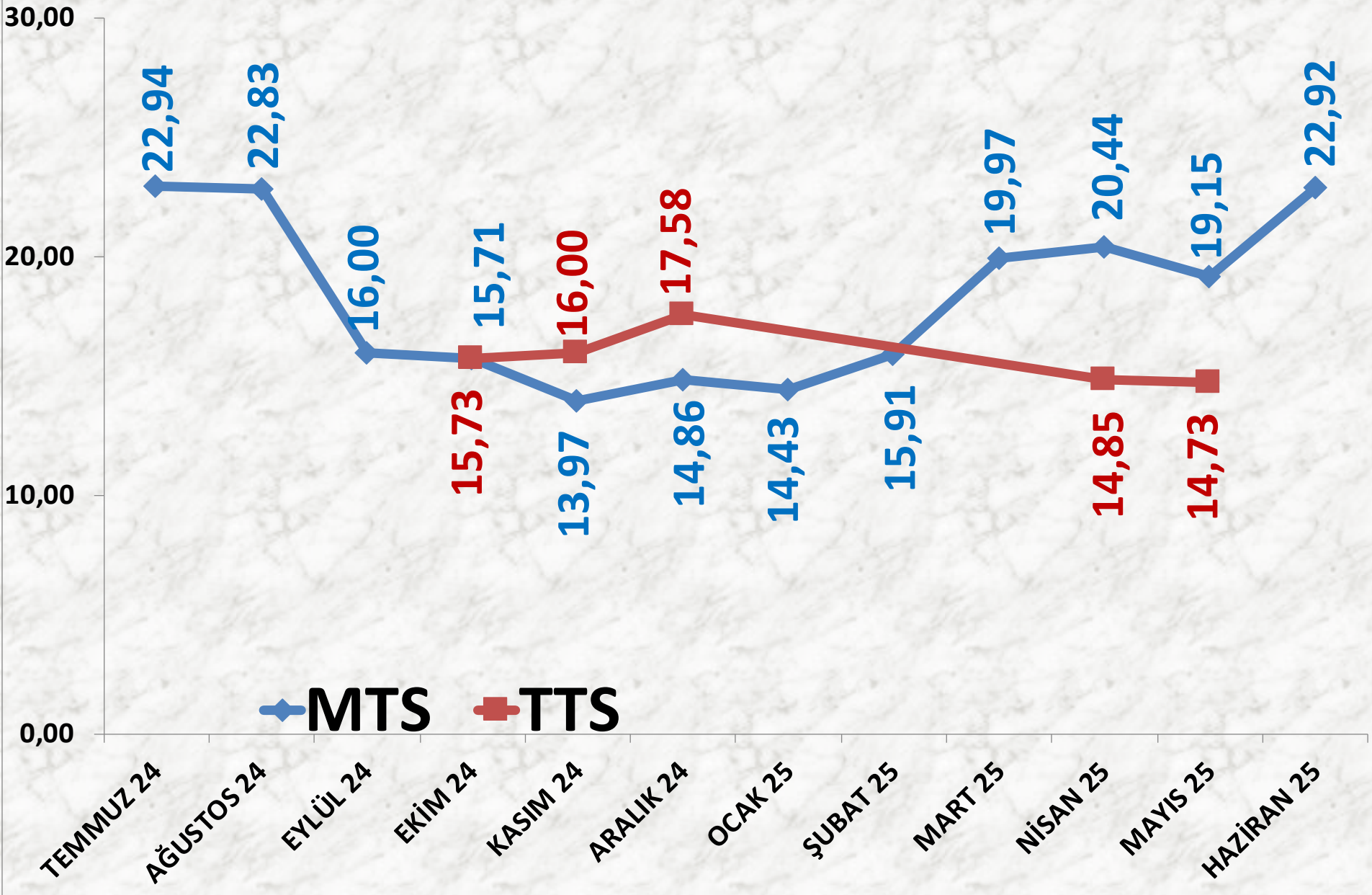
İŞLEM MİKTARI TON	2023 HAZİRAN	2024 HAZİRAN		2025 HAZİRAN	
MTS	0	-	608 TON	18%	716 TON
TTS	0	-	0	-	0

EN AZ FİYAT	2022 EYLÜL	2023 EYLÜL		2024 EYLÜL	
MTS	-	-	15,00 TL	7%	16,00 TL
TTS	-	-	-	-	-

EN ÇOK FİYAT	2023 HAZİRAN	2024 HAZİRAN		2025 HAZİRAN	
MTS	-	-	22,80 TL	1%	23,00 TL
TTS	-	-	-	-	-

ORTALAMA FİYAT	2023 HAZİRAN	2024 HAZİRAN		2025 HAZİRAN	
MTS	-	-	19,28 TL	19%	22,92 TL
TTS	-	-	-	-	-

AYLIK MISIR ÇEREZLİK FİYAT TRENDİ (TL)



AYLIK MISIR ÇEREZLİK İŞLEM MİKTARI (TON)

■ MTS

■ TTS

10000

0

TEMMUZ 24

65

AĞUSTOS 24

354

EYLÜL 24

46

EKİM 24

616

KASIM 24

1.618

ARALIK 24

1.778

OCAK 25

263

ŞUBAT 25

707

MART 25

717

NISAN 25

1.867

MAYIS 25

727

HAZİRAN 25

716

0

0

0

361

1217

276

0

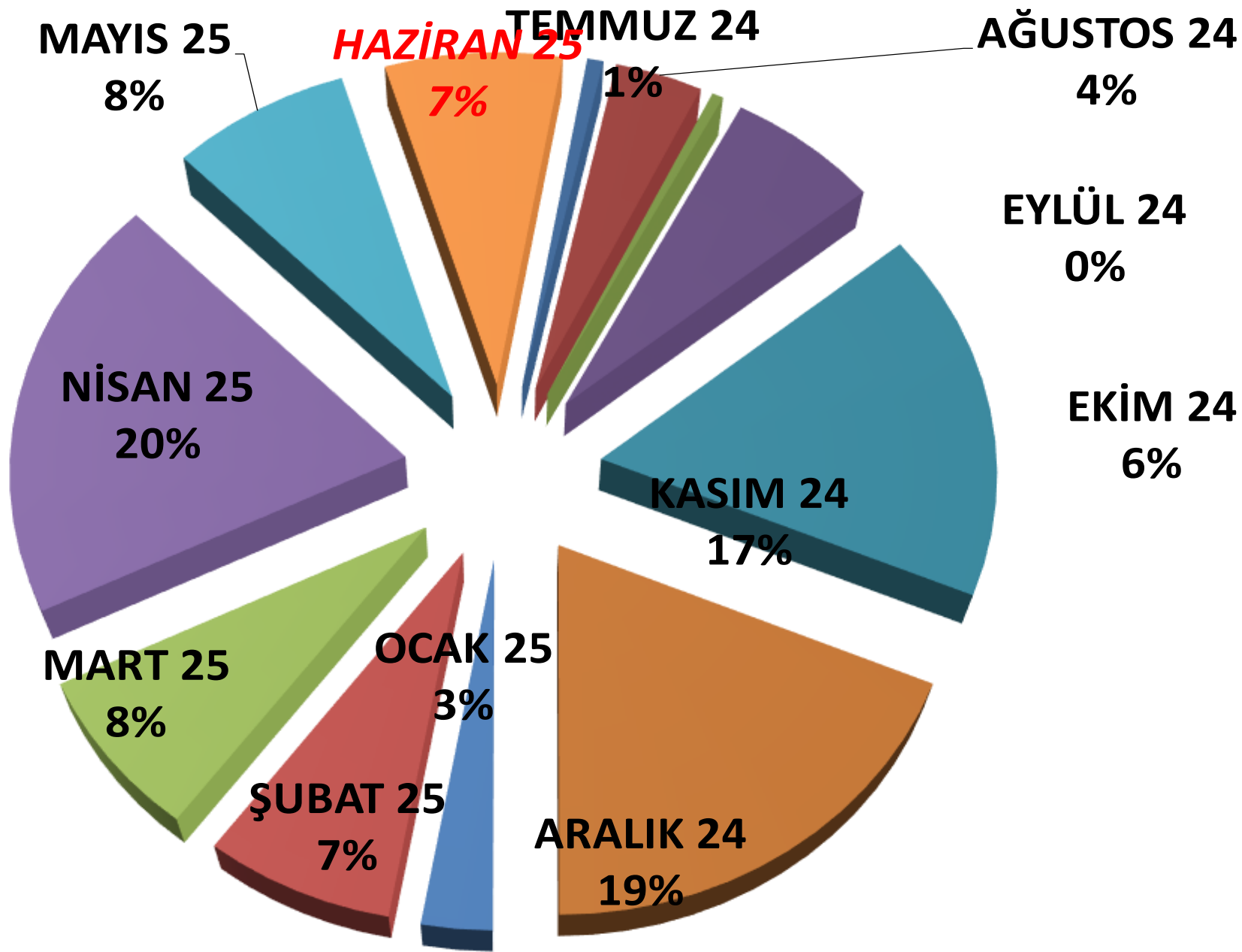
0

0

170

1222

0



AYLIK MISIR ÇEREZLİK MTS İŞLEM MİKTARI ORANLARI

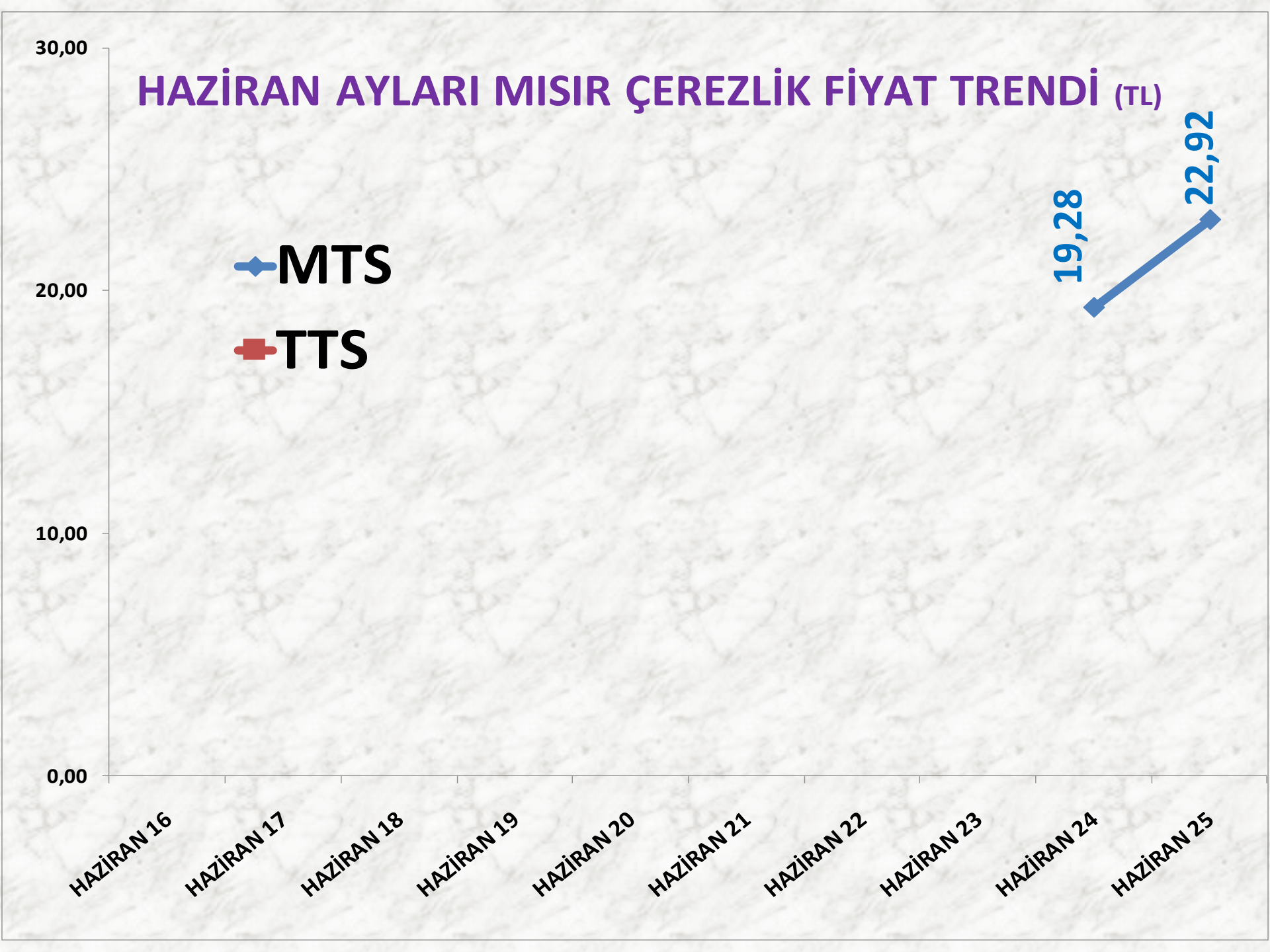
HAZİRAN AYLARI MISIR ÇEREZLİK FİYAT TRENDİ (TL)

MTS
TTS

19,28
22,92

HAZİRAN 16 HAZİRAN 17 HAZİRAN 18 HAZİRAN 19 HAZİRAN 20 HAZİRAN 21 HAZİRAN 22 HAZİRAN 23 HAZİRAN 24 HAZİRAN 25

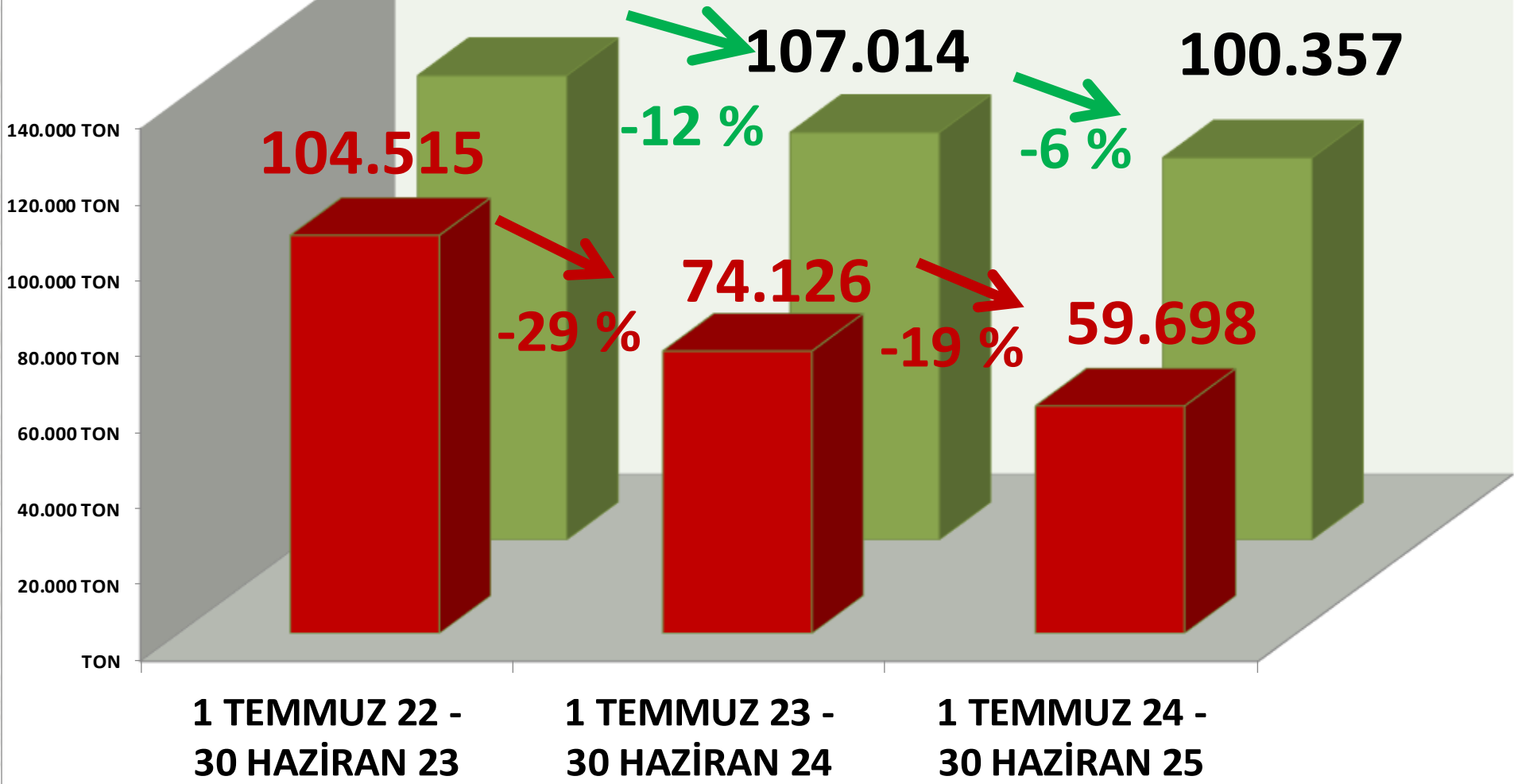
30,00
20,00
10,00
0,00



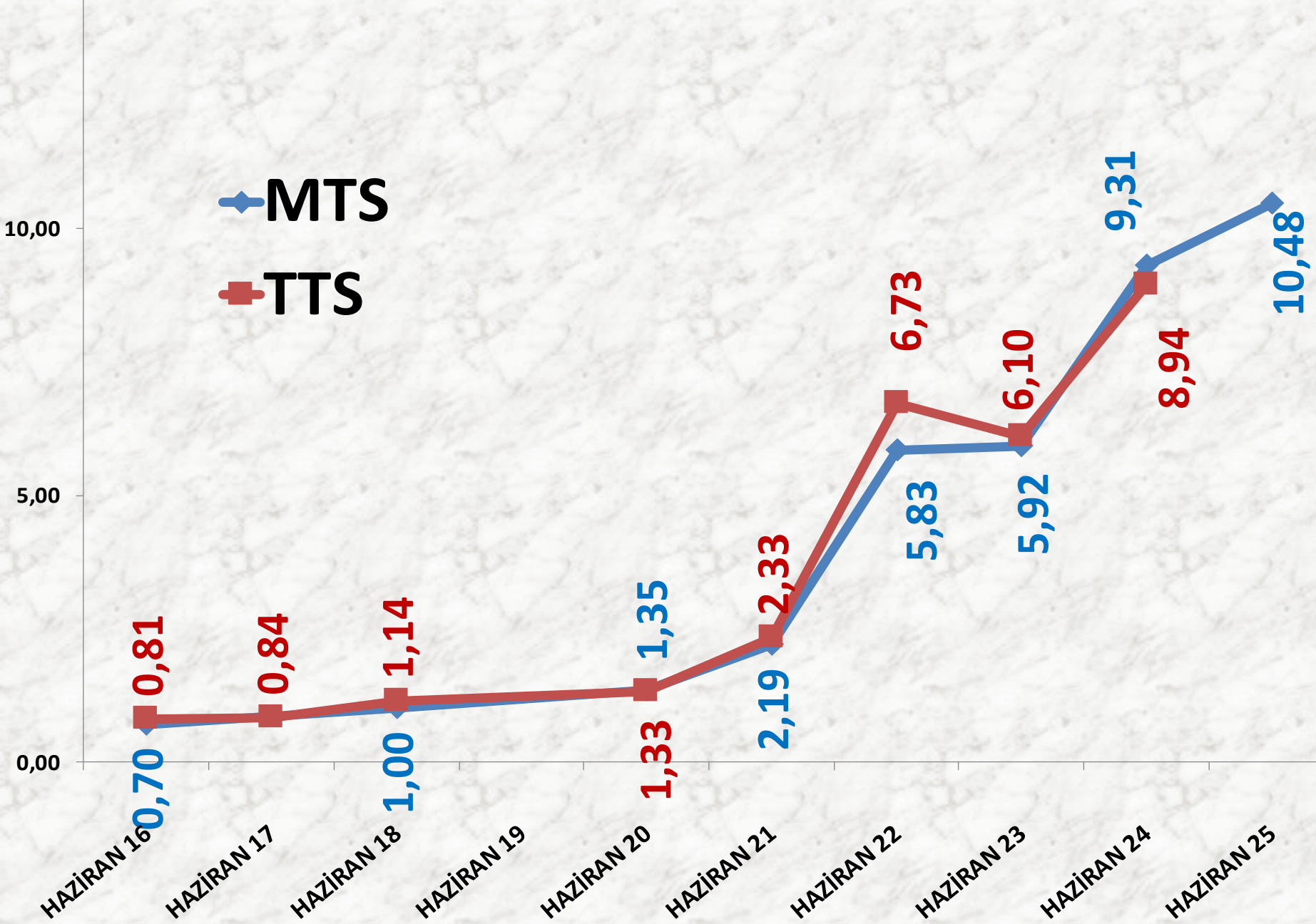
■ TTS

YILLIK MISIR DANE İŞLEM MİKTARI (TON)

■ MTS 121.945



HAZİRAN AYLARI MISIR DANE FİYAT TRENDİ (TL)



NOHUT

İŞLEM MİKTARI TON	2023 HAZİRAN	2024 HAZİRAN		2025 HAZİRAN	
MTS	328 TON	33%	436 TON	79%	782 TON
TTS	55 TON	-	0	-	169 TON

EN AZ FİYAT	2023 HAZİRAN	2024 HAZİRAN		2025 HAZİRAN	
MTS	32,00 TL	46%	46,71 TL	-49%	24,00 TL
TTS	30,00 TL	-	-	-	14,00 TL

EN ÇOK FİYAT	2023 HAZİRAN	2024 HAZİRAN		2025 HAZİRAN	
MTS	39,12 TL	104%	80,00 TL	19%	94,92 TL
TTS	30,00 TL	-	-	-	75,00 TL

ORTALAMA FİYAT	2023 HAZİRAN	2024 HAZİRAN		2025 HAZİRAN	
MTS	36,68 TL	42%	52,23 TL	13%	58,88 TL
TTS	30,00 TL	-	-	-	53,19 TL

NOHUT DOĞAL

İŞLEM MİKTARI TON	2023 HAZİRAN	2024 HAZİRAN		2025 HAZİRAN	
MTS	0	-	223 TON	-12%	197 TON
TTS	55 TON	-	0	-	10 TON

EN AZ FİYAT	2023 HAZİRAN	2024 HAZİRAN		2025 HAZİRAN	
MTS	-	-	46,71 TL	-8%	42,86 TL
TTS	30,00 TL	-	-	-	32,00 TL

EN ÇOK FİYAT	2023 HAZİRAN	2024 HAZİRAN		2025 HAZİRAN	
MTS	-	-	50,00 TL	-2%	49,00 TL
TTS	30,00 TL	-	-	-	32,00 TL

ORTALAMA FİYAT	2023 HAZİRAN	2024 HAZİRAN		2025 HAZİRAN	
MTS	-	-	47,22 TL	1%	47,57 TL
TTS	30,00 TL	-	-	-	32,00 TL

NOHUT - ELENMİŞ

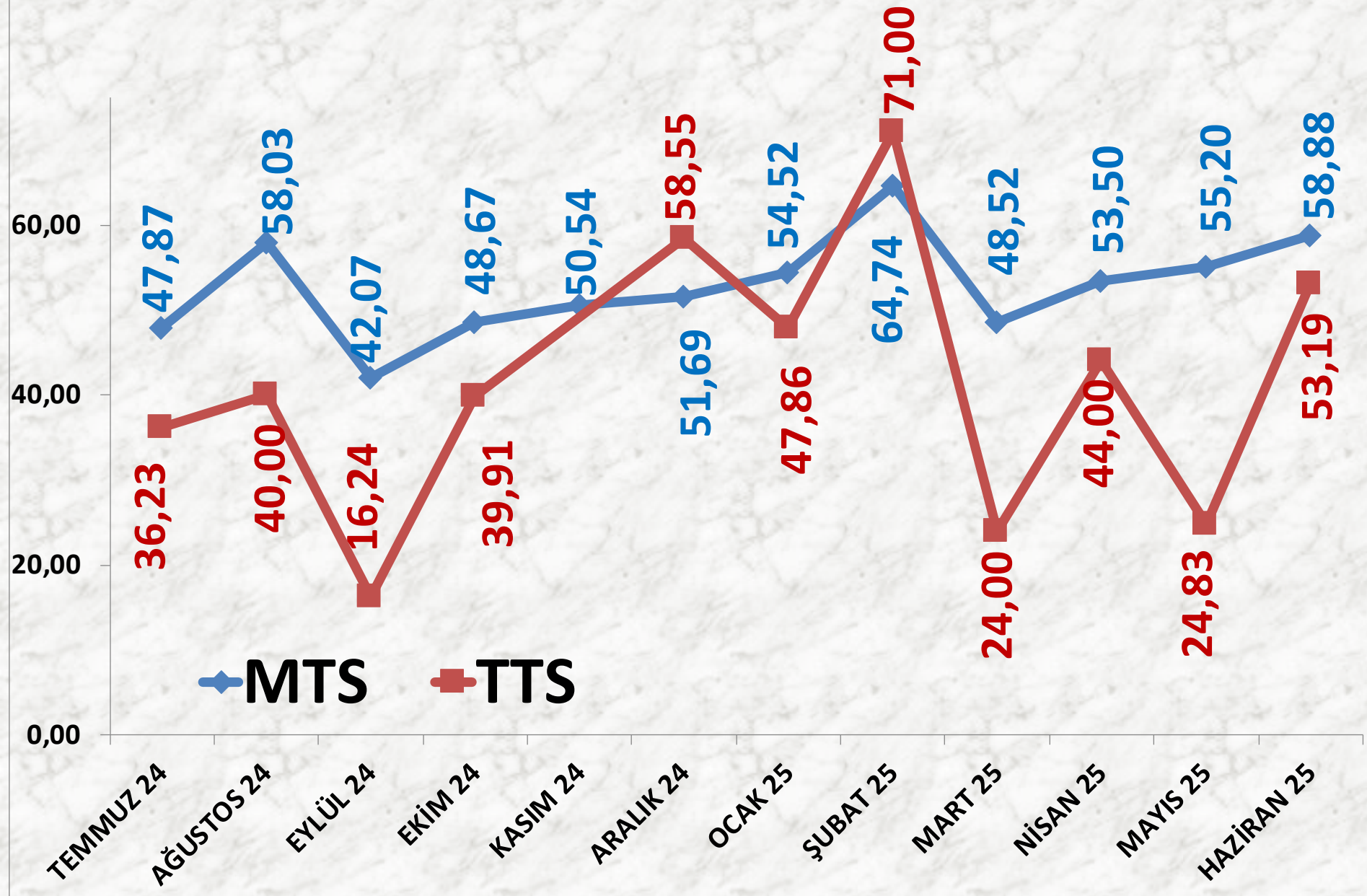
İŞLEM MİKTARI TON	2023 HAZİRAN	2024 HAZİRAN		2025 HAZİRAN	
MTS	328 TON	-35%	213 TON	159%	552 TON
TTS	0	-	0	-	100 TON

EN AZ FİYAT	2023 HAZİRAN	2024 HAZİRAN		2025 HAZİRAN	
MTS	32,00 TL	60%	51,21 TL	7%	55,00 TL
TTS	-	-	-	-	75,00 TL

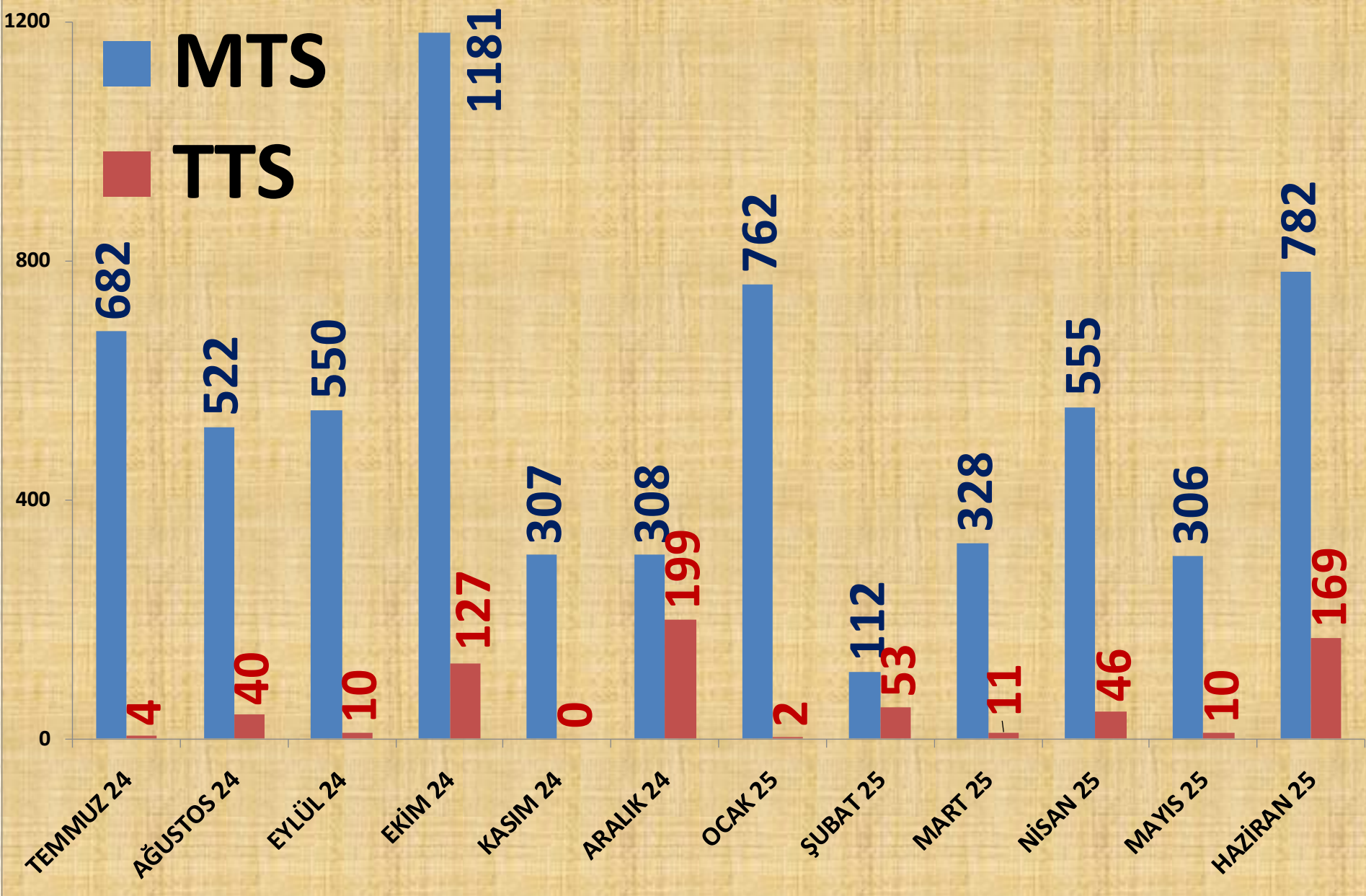
EN ÇOK FİYAT	2023 HAZİRAN	2024 HAZİRAN		2025 HAZİRAN	
MTS	39,12 TL	104%	80,00 TL	19%	94,92 TL
TTS	-	-	-	-	75,00 TL

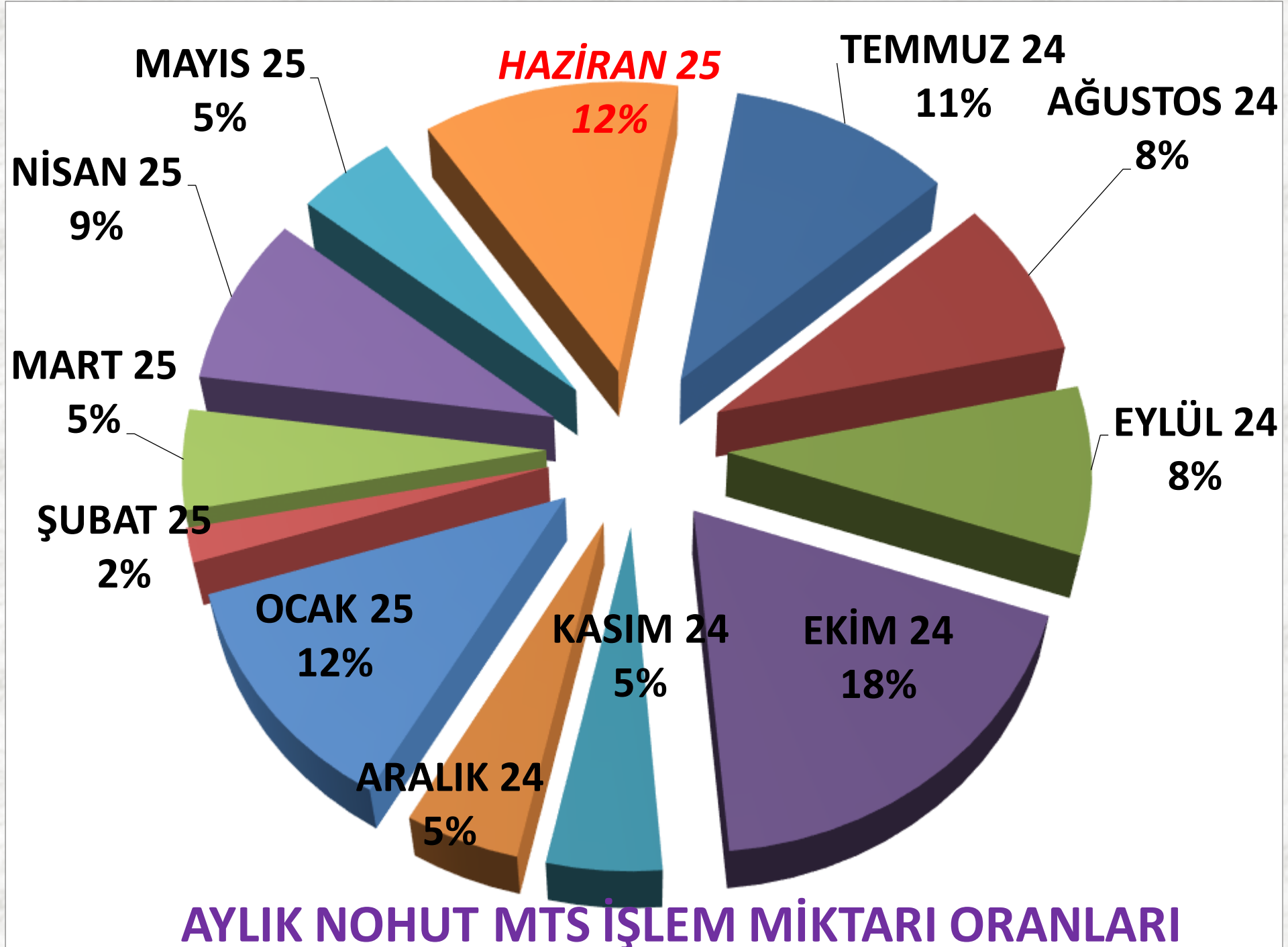
ORTALAMA FİYAT	2023 HAZİRAN	2024 HAZİRAN		2025 HAZİRAN	
MTS	36,68 TL	57%	57,47 TL	13%	64,98 TL
TTS	-	-	-	-	75,00 TL

AYLIK NOHUT FİYAT TRENDİ (TL)



AYLIK NOHUT İŞLEM MİKTARI (TON)



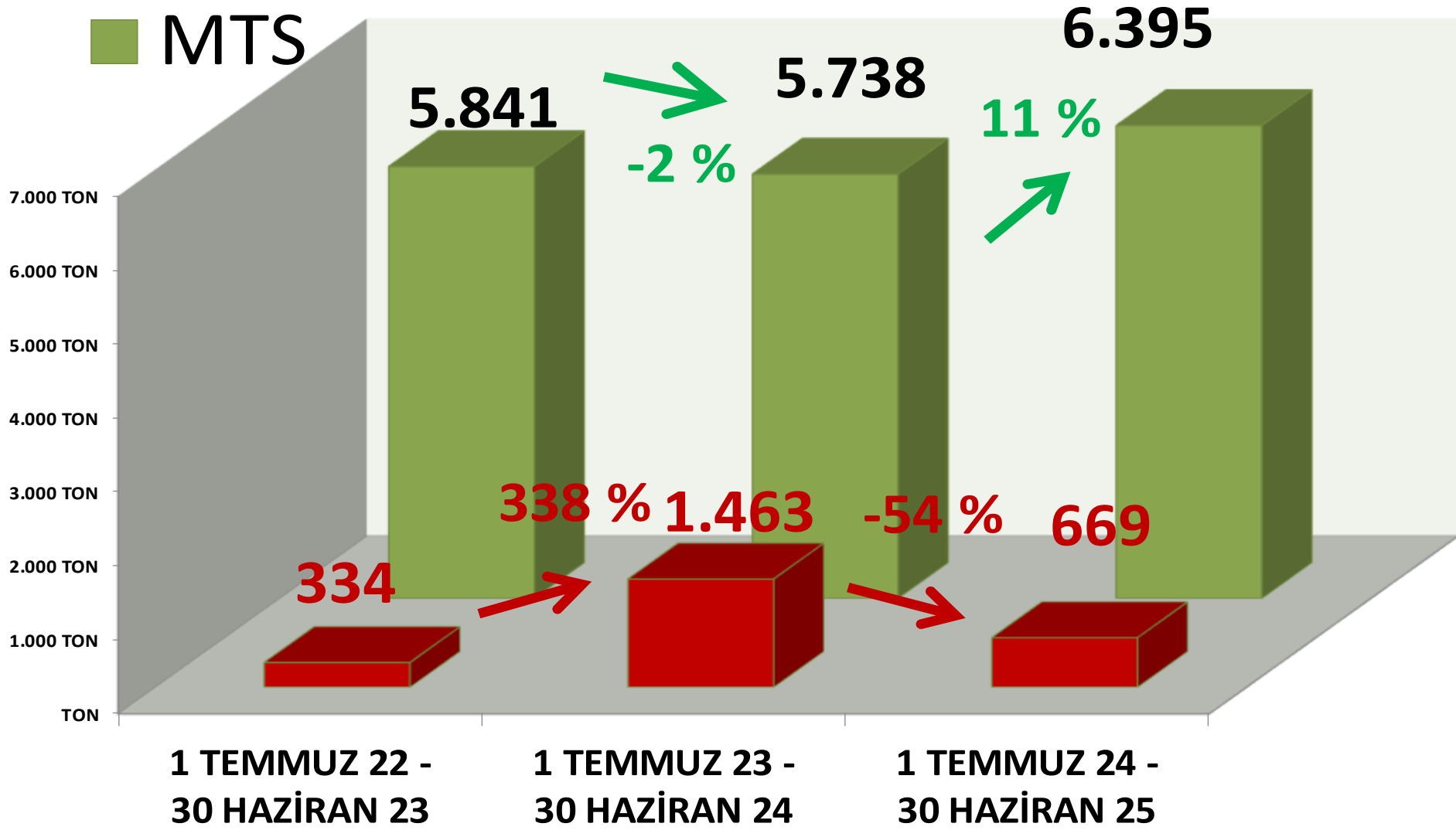


AYLIK NOHUT MTS İŞLEM MİKTARI ORANLARI

■ TTS

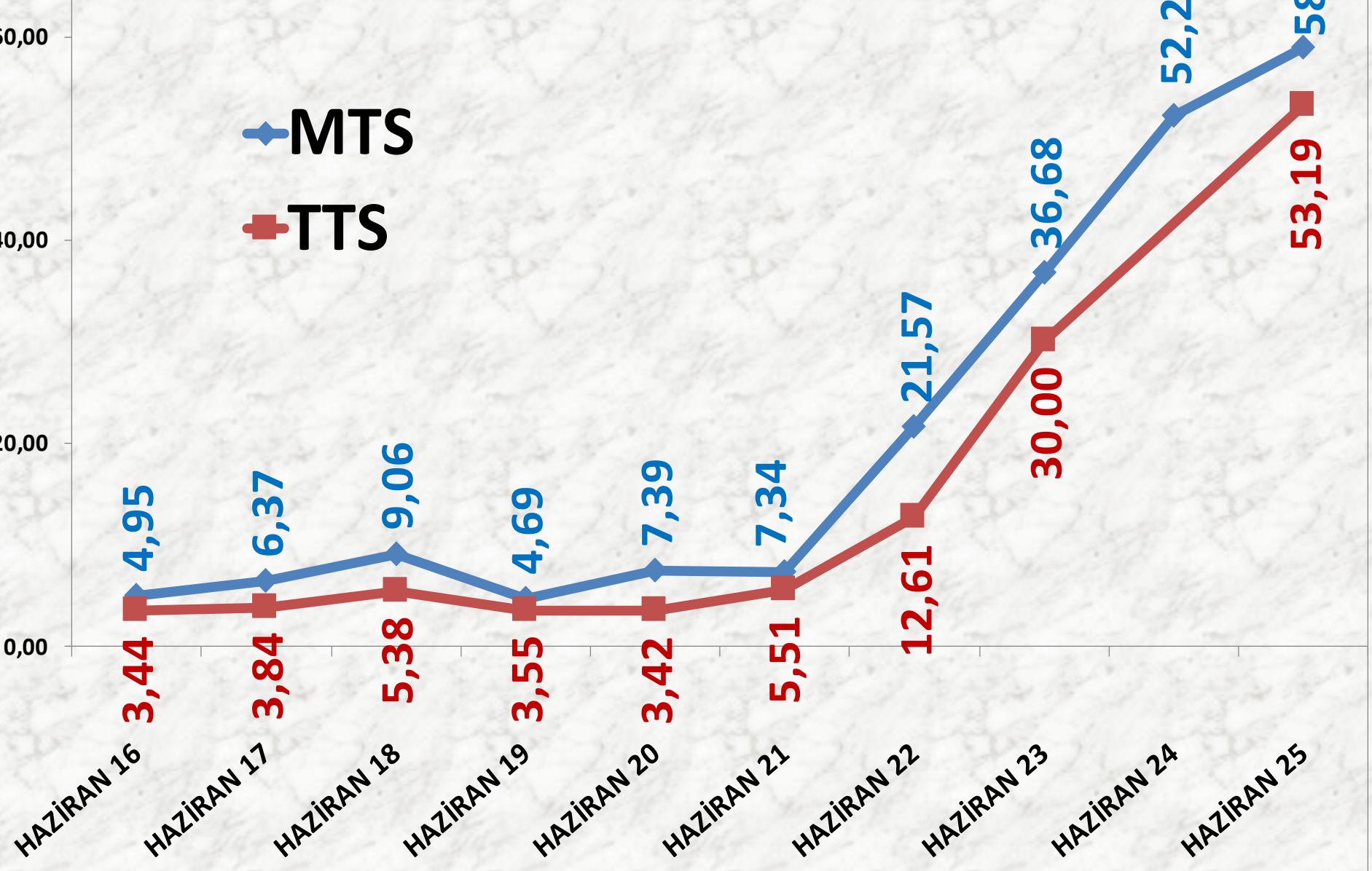
YILLIK NOHUT İŞLEM MİKTARI (TON)

■ MTS



HAZİRAN AYLARI NOHUT FİYAT TRENDİ (TL)

MTS
TTS



BEYAZ LEBLEBİ

LEBLEBİ BEYAZ 8,50 mm

İŞLEM MİKTARI TON	2023 HAZİRAN	2024 HAZİRAN		2025 HAZİRAN	
TTS	0	-	0	-	4 TON

LEBLEBİ BEYAZ 9 mm

İŞLEM MİKTARI TON	2023 HAZİRAN	2024 HAZİRAN		2025 HAZİRAN	
TTS	13 TON	-79%	3 TON	1188%	35 TON

BEYAZ LEBLEBİ

LEBLEBİ BEYAZ 9 + 9,50 mm

İŞLEM MİKTARI TON	2023 HAZİRAN	2024 HAZİRAN		2025 HAZİRAN	
TTS	21 TON	77%	38 TON	69%	64 TON

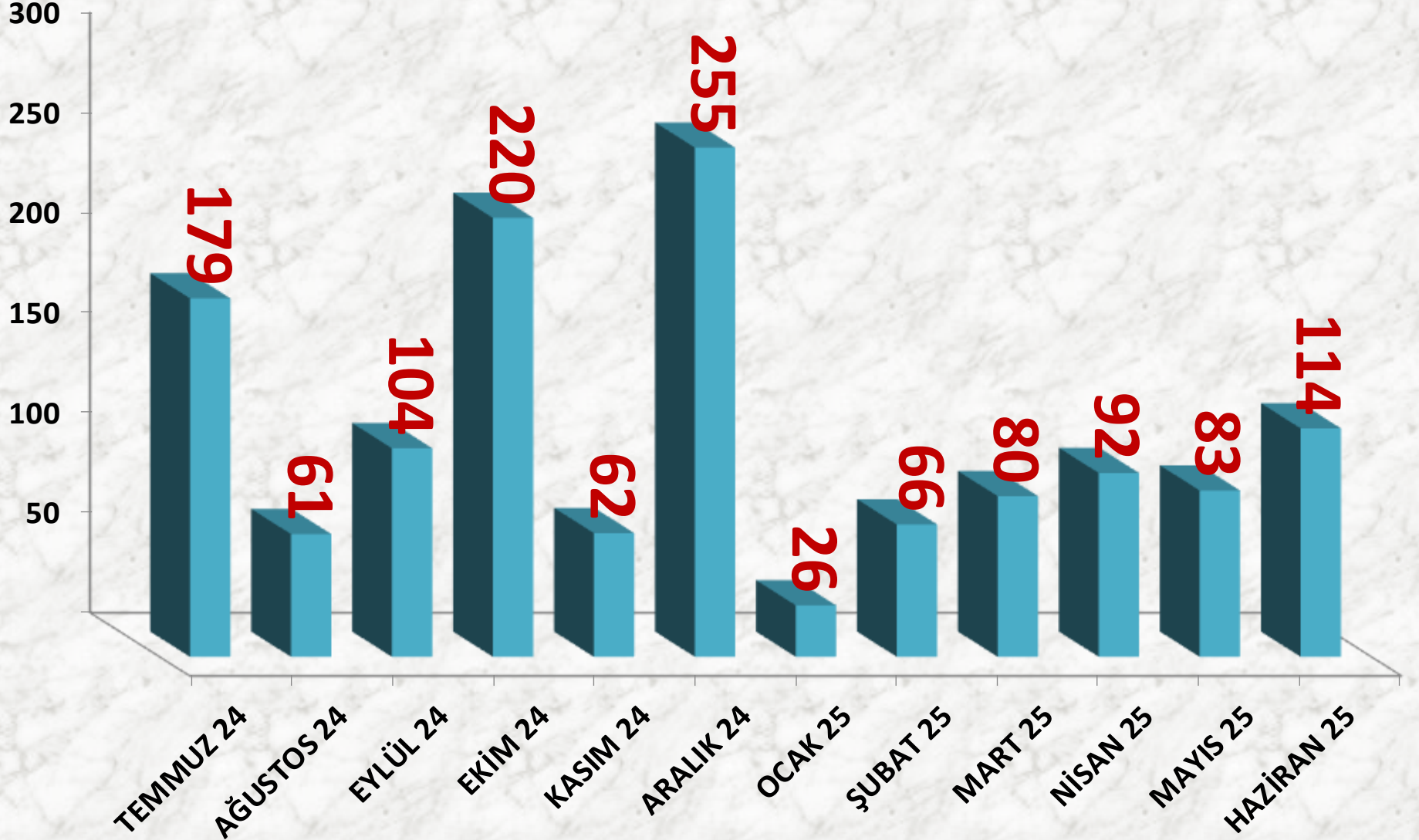
LEBLEBİ ELENTİ (Beyaz)

İŞLEM MİKTARI TON	2023 HAZİRAN	2024 HAZİRAN		2025 HAZİRAN	
TTS	0	-	0	-	12 TON

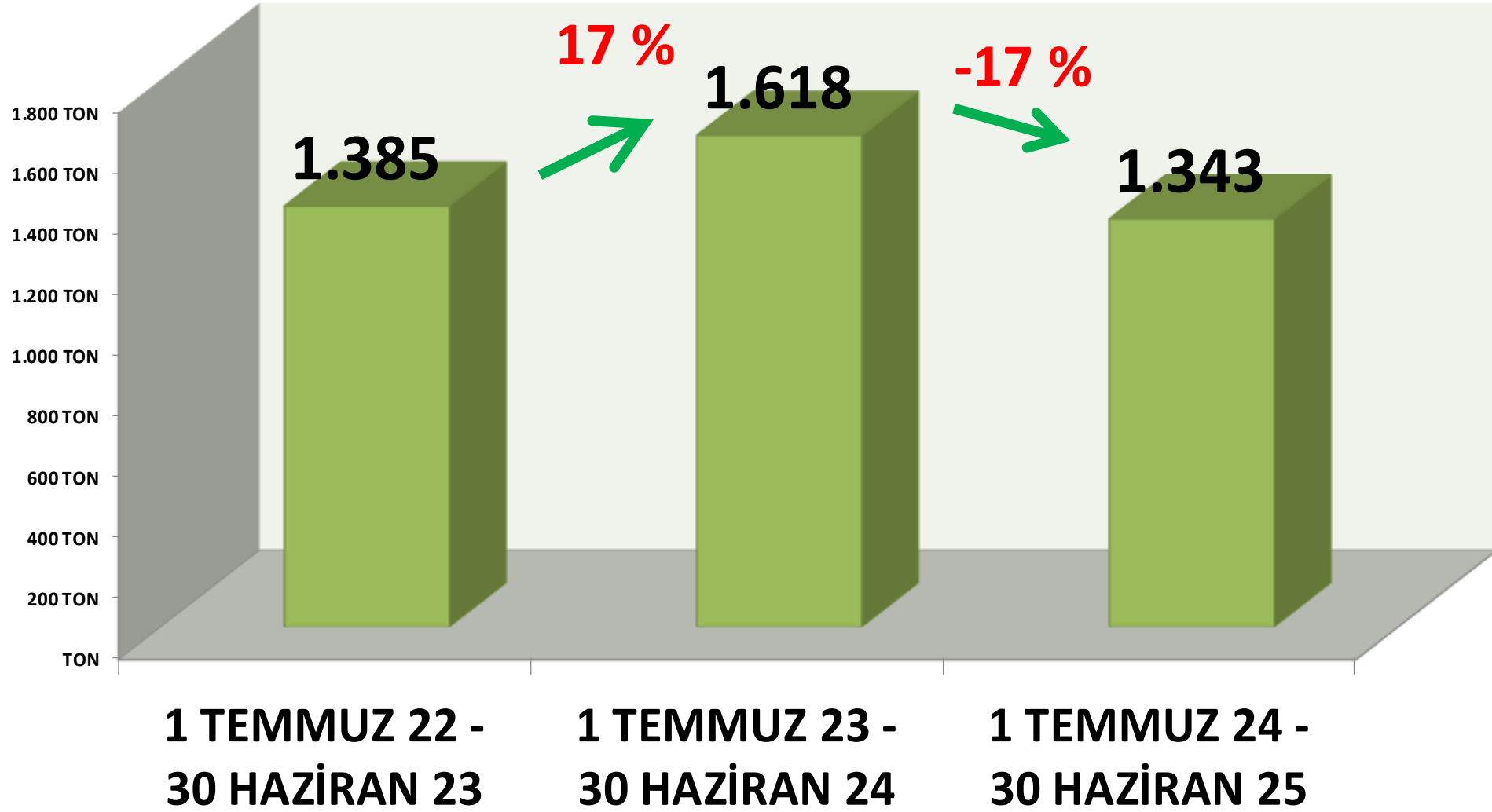
LEBLEBİ BEYAZ TOPLAM

İŞLEM MİKTARI TON	2023 HAZİRAN	2024 HAZİRAN		2025 HAZİRAN	
TTS	<u>34 TON</u>	18%	<u>41 TON</u>	182%	<u>114 TON</u>

Leblebi Beyaz İşlem Miktarı (Ton)



YILLIK TOPLAM BEYAZ LEBLEBİ İŞLEM MİKTARI (TON)



LEBLEBİ BEYAZ 8,50 mm FİYATLARI

FİYAT	2023 HAZİRAN	2024 HAZİRAN		2025 HAZİRAN	
EN AZ	-	-	-	-	75,00 TL
EN ÇOK	-	-	-	-	90,00 TL
ORTALAMA	-	-	-	-	87,22 TL

LEBLEBİ BEYAZ 9 mm FİYATLARI

FİYAT	2023 HAZİRAN	2024 HAZİRAN		2025 HAZİRAN	
EN AZ	50,00 TL	94%	96,92 TL	25%	121,00 TL
EN ÇOK	60,00 TL	62%	96,92 TL	38%	134,00 TL
ORTALAMA	55,35 TL	75%	96,92 TL	33%	128,73 TL

LEBLEBİ BEYAZ 9 + 9,50 mm FİYATLARI

FİYAT	2023 HAZİRAN	2024 HAZİRAN		2025 HAZİRAN	
EN AZ	49,00 TL	63%	80,00 TL	16%	92,64 TL
EN ÇOK	49,00 TL	63%	80,00 TL	50%	120,00 TL
ORTALAMA	49,00 TL	63%	80,00 TL	44%	114,95 TL

LEBLEBİ ELENTİ (Beyaz) Fiyatları

ORTALAMA FİYAT	2023 HAZİRAN	2024 HAZİRAN		2025 HAZİRAN	
	-	-	-	-	18,15 TL

SARI LEBLEBİ

LEBLEBİ SARI 9 mm

İŞLEM MİKT. TON	2023 HAZİRAN	2024 HAZİRAN		2025 HAZİRAN	
TTS	1 TON	5071%	32 TON	-67%	11 TON

LEBLEBİ SARI 9,50 mm

İŞLEM MİKT. TON	2023 HAZİRAN	2024 HAZİRAN		2025 HAZİRAN	
TTS	23 TON	65%	37 TON	269%	137 TON

LEBLEBİ SARI 9,75 mm

İŞLEM MİKT. TON	2023 HAZİRAN	2024 HAZİRAN		2025 HAZİRAN	
TTS	65 TON	1%	65 TON	3%	67 TON

LEBLEBİ SARI 10 mm

İŞLEM MİKT. TON	2023 HAZİRAN	2024 HAZİRAN		2025 HAZİRAN	
TTS	112 TON	-99%	2 TON	468%	9 TON

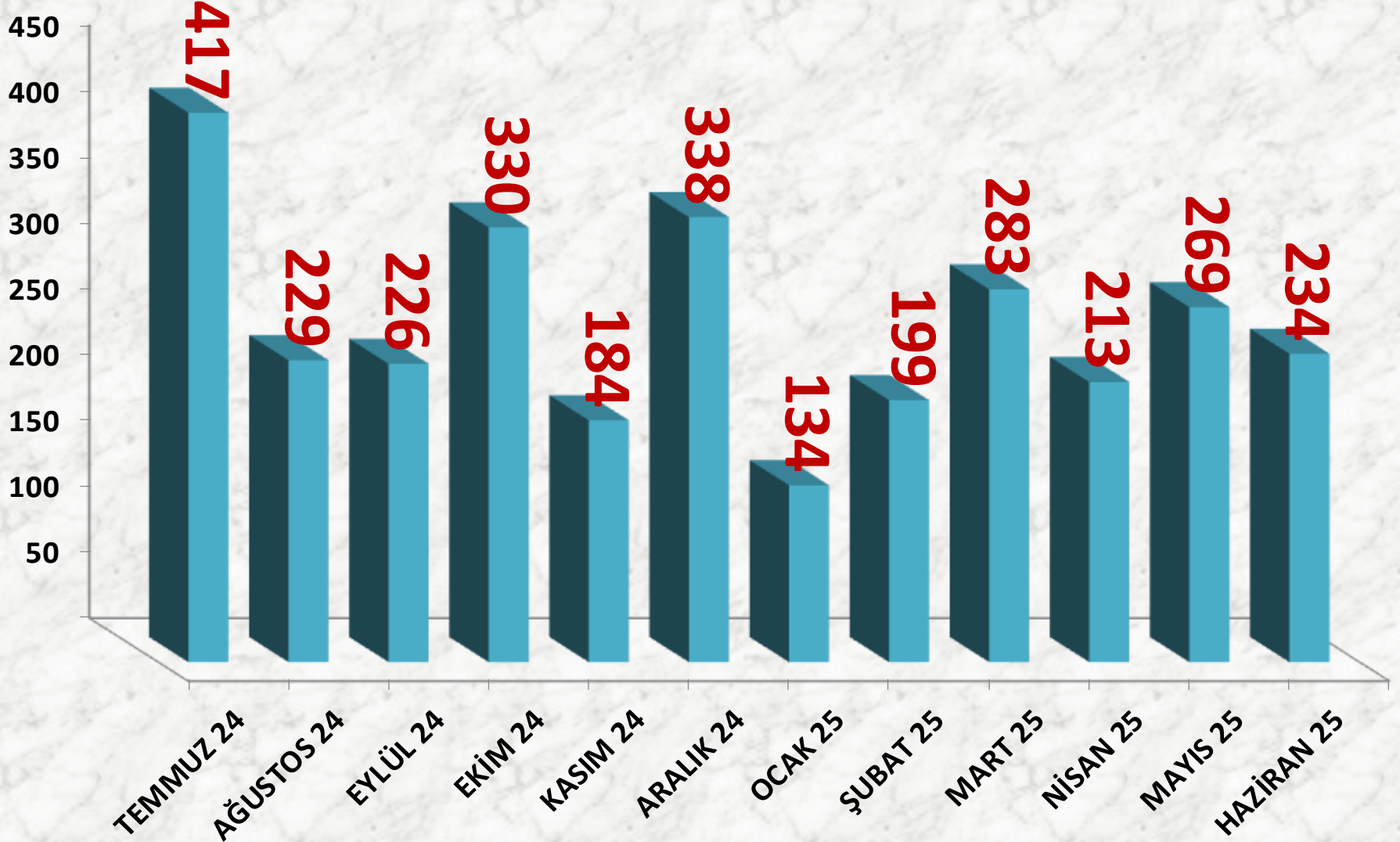
LEBLEBİ KALBURALTI (SARI)

İŞLEM MİKT. TON	2023 HAZİRAN	2024 HAZİRAN		2025 HAZİRAN	
TTS	0	-	0	-	11 TON

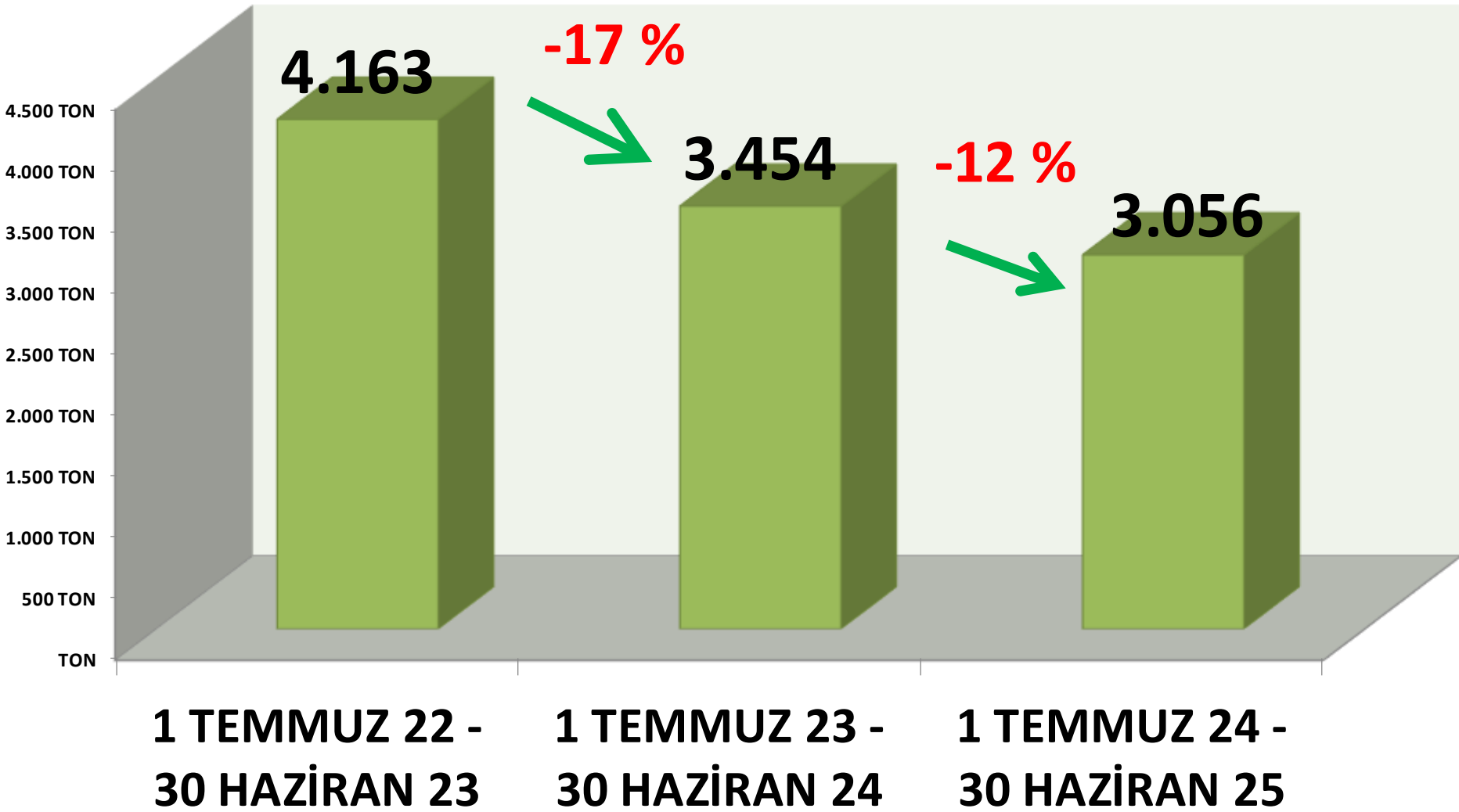
LEBLEBİ SARI TOPLAM

İŞLEM MİKT. TON	2023 HAZİRAN	2024 HAZİRAN		2025 HAZİRAN	
TTS	<u>200 TON</u>	-32%	<u>136 TON</u>	72%	<u>234 TON</u>

Leblebi Sarı İşlem Miktarı (Ton)



YILLIK TOPLAM SARI LEBLEBİ İŞLEM MİKTARI (TON)



LEBLEBİ SARI 9 mm FİYATLARI

	2023 HAZİRAN	2024 HAZİRAN		2025 HAZİRAN	
EN AZ	32,00 TL	75%	56,00 TL	18%	66,00 TL
EN ÇOK	32,00 TL	100%	64,00 TL	25%	80,00 TL
ORTALAMA	32,00 TL	98%	63,41 TL	25%	79,10 TL

LEBLEBİ SARI 9,50 mm FİYATLARI

	2023 HAZİRAN	2024 HAZİRAN		2025 HAZİRAN	
EN AZ	38,00 TL	91%	72,50 TL	16%	84,00 TL
EN ÇOK	45,00 TL	69%	76,00 TL	30%	99,00 TL
ORTALAMA	42,43 TL	75%	74,12 TL	25%	92,79 TL

LEBLEBİ SARI 9,75 mm FİYATLARI

	2023 HAZİRAN	2024 HAZİRAN		2025 HAZİRAN	
EN AZ	45,25 TL	83%	83,00 TL	24%	103,00 TL
EN ÇOK	49,50 TL	82%	90,00 TL	33%	120,00 TL
ORTALAMA	47,51 TL	84%	87,37 TL	23%	107,13 TL

LEBLEBİ SARI 10 mm FİYATLARI

	2023 HAZİRAN	2024 HAZİRAN		2025 HAZİRAN	
EN AZ	52,00 TL	86%	96,92 TL	26%	122,00 TL
EN ÇOK	64,00 TL	51%	96,92 TL	44%	140,00 TL
ORTALAMA	56,14 TL	73%	96,92 TL	36%	131,76 TL

LEBLEBİ KALBURALTI (SARI) FİYATLARI

	2023 HAZİRAN	2024 HAZİRAN		2025 HAZİRAN	
ORTALAMA FİYAT	-	-	-	-	33,61 TL

YILLIK YURTIÇİ TOPLAM LEBLEBİ İŞLEM MİKTARI

MİKTAR	1 TEMMUZ 22 - 30 HAZİRAN 23	1 TEMMUZ 23 - 30 HAZİRAN 24		1 TEMMUZ 24 - 30 HAZİRAN 25	
SARI	4.163 TON	-17%	3.454 TON	-12%	3.056 TON
BEYAZ	1.385 TON	17%	1.618 TON	-17%	1.343 TON
KAPL.+KIRIK	1.950 TON	0%	1.958 TON	-11%	1.736 TON
LEBLEBİ TOPLAM	7.497 TON	-6%	7.029 TON	-13%	6.135 TON

YILLIK TOPLAM TTS LEBLEBİ TESCİLİ



KAPL. + KIRIK



BEYAZ



SARI

40.000 TON
35.000 TON
30.000 TON
25.000 TON
20.000 TON
15.000 TON
10.000 TON
5.000 TON
TON

1 TEMMUZ 22 -
30 HAZİRAN 23

1950 TON
1.385 TON
4.163 TON

-6 %

1 TEMMUZ 23 -
30 HAZİRAN 24

1958 TON
1.618 TON
3.454 TON

-13 %

1 TEMMUZ 24 -
30 HAZİRAN 25

1736 TON
1.343 TON
3.056 TON

LEBLEBİ İHRACAT MİKTARLARI

2023 HAZİRAN

SARI LEBLEBİ	16.063 kg.
BEYAZ LEBLEBİ	8.327 kg.
KAPLAMALI LEBLEBİ	2.427 kg.
KIRIK LEBLEBİ	-
LEBLEBİ UNU	-
LEBLEBİ KALBURALTI	-
TOPLAM	26.817 kg.

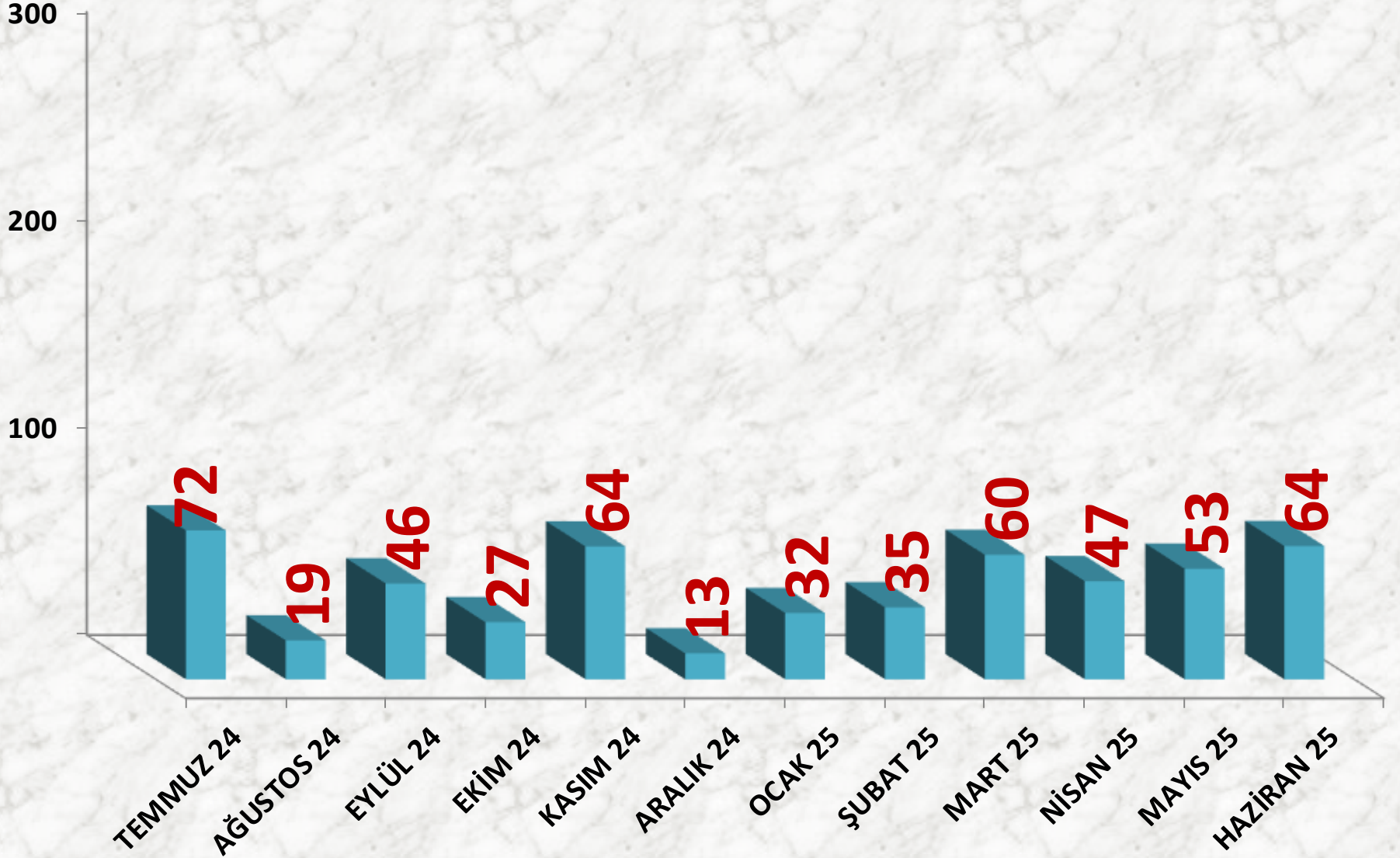
2024 HAZİRAN

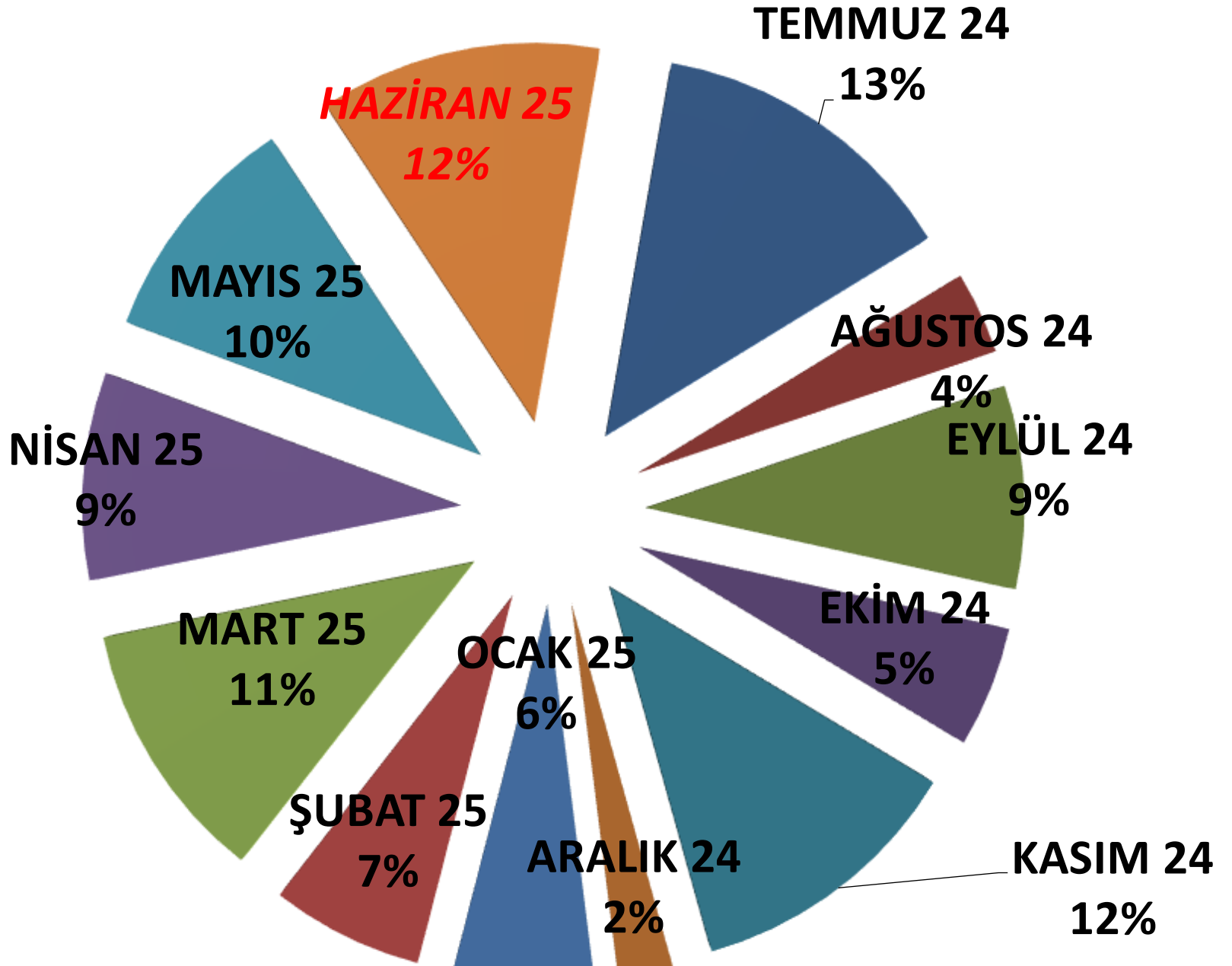
SARI LEBLEBİ	33.944 kg.
BEYAZ LEBLEBİ	-
KAPLAMALI LEBLEBİ	264 kg.
KIRIK LEBLEBİ	-
LEBLEBİ UNU	-
LEBLEBİ KALBURALTI	-
TOPLAM	34.208 kg.

2025 HAZİRAN

SARI LEBLEBİ	43.920 kg.
BEYAZ LEBLEBİ	20.240 kg.
KAPLAMALI LEBLEBİ	-
KIRIK LEBLEBİ	-
LEBLEBİ UNU	-
LEBLEBİ KALBURALTI	-
TOPLAM	64.160 kg.

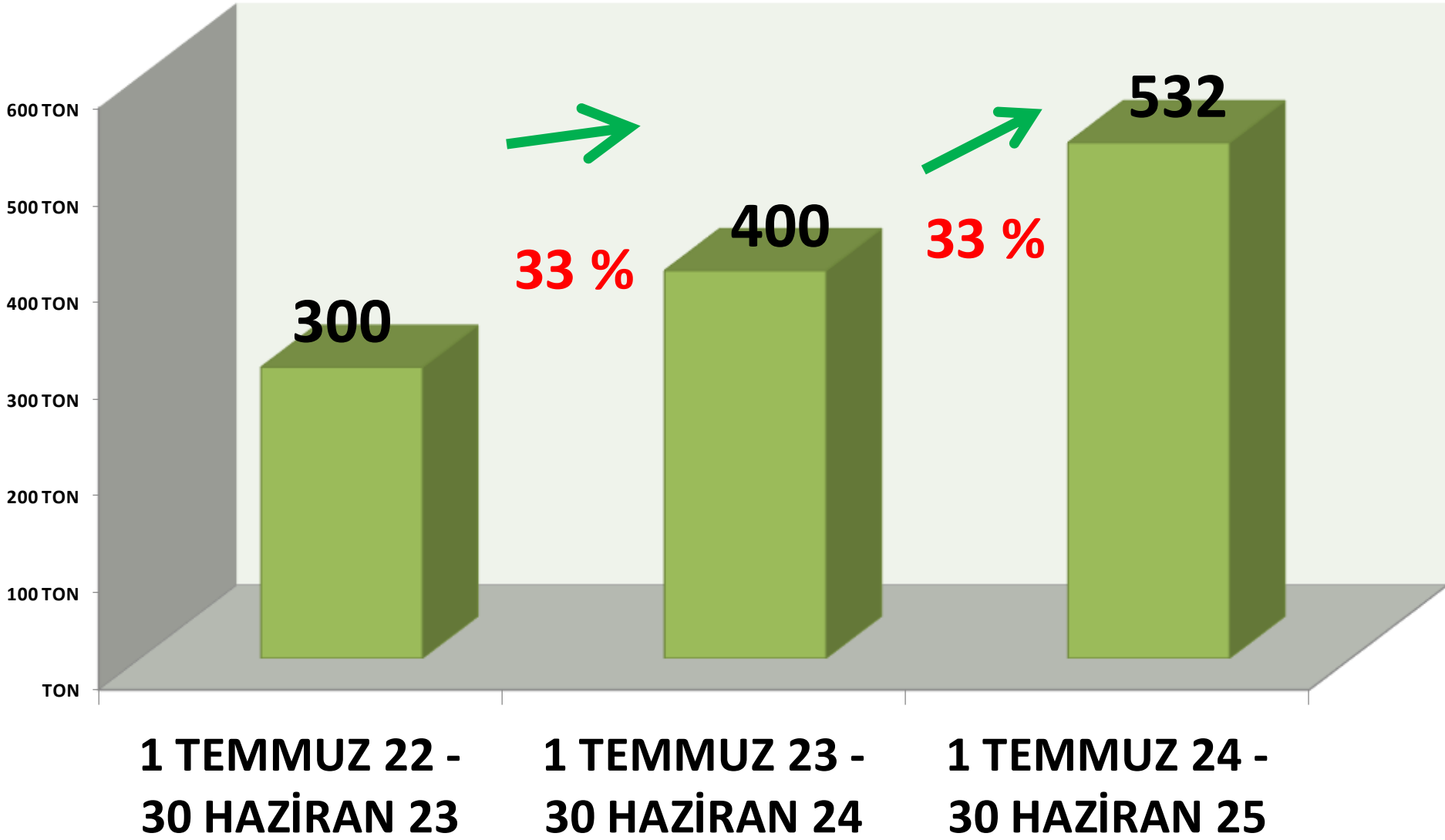
Leblebi İhracat (Ton)





AYLIK LEBLEBİ İHR. İŞLEM MİKTARI ORANLARI

YILLIK TOPLAM LEBLEBI İHRACAT MIKTARI (TON)



AYÇEKİRDEĞİ

İŞLEM MİKTARI TON	2023 HAZİRAN	2024 HAZİRAN		2025 HAZİRAN	
MTS	209 TON	1091%	2.493 TON	-38%	1.542 TON
TTS	754 TON	-22%	585 TON	76%	1.028 TON

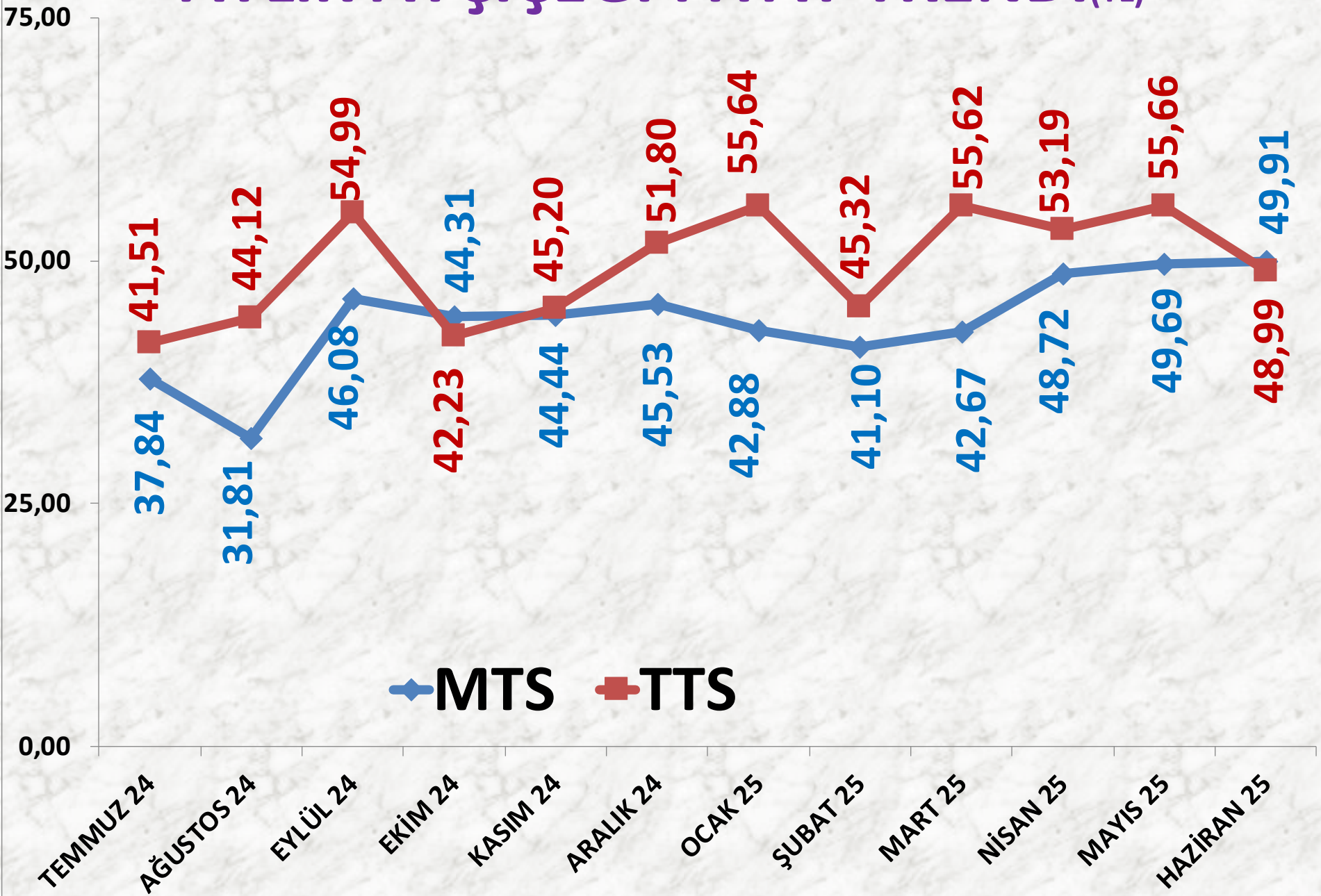
AYÇİÇEĞİ FİYATLARI

EN AZ FİYAT	2023 HAZİRAN	2024 HAZİRAN		2025 HAZİRAN	
MTS	33,82 TL	-20%	27,00 TL	11%	30,00 TL
TTS	28,00 TL	54%	43,00 TL	-12%	38,00 TL

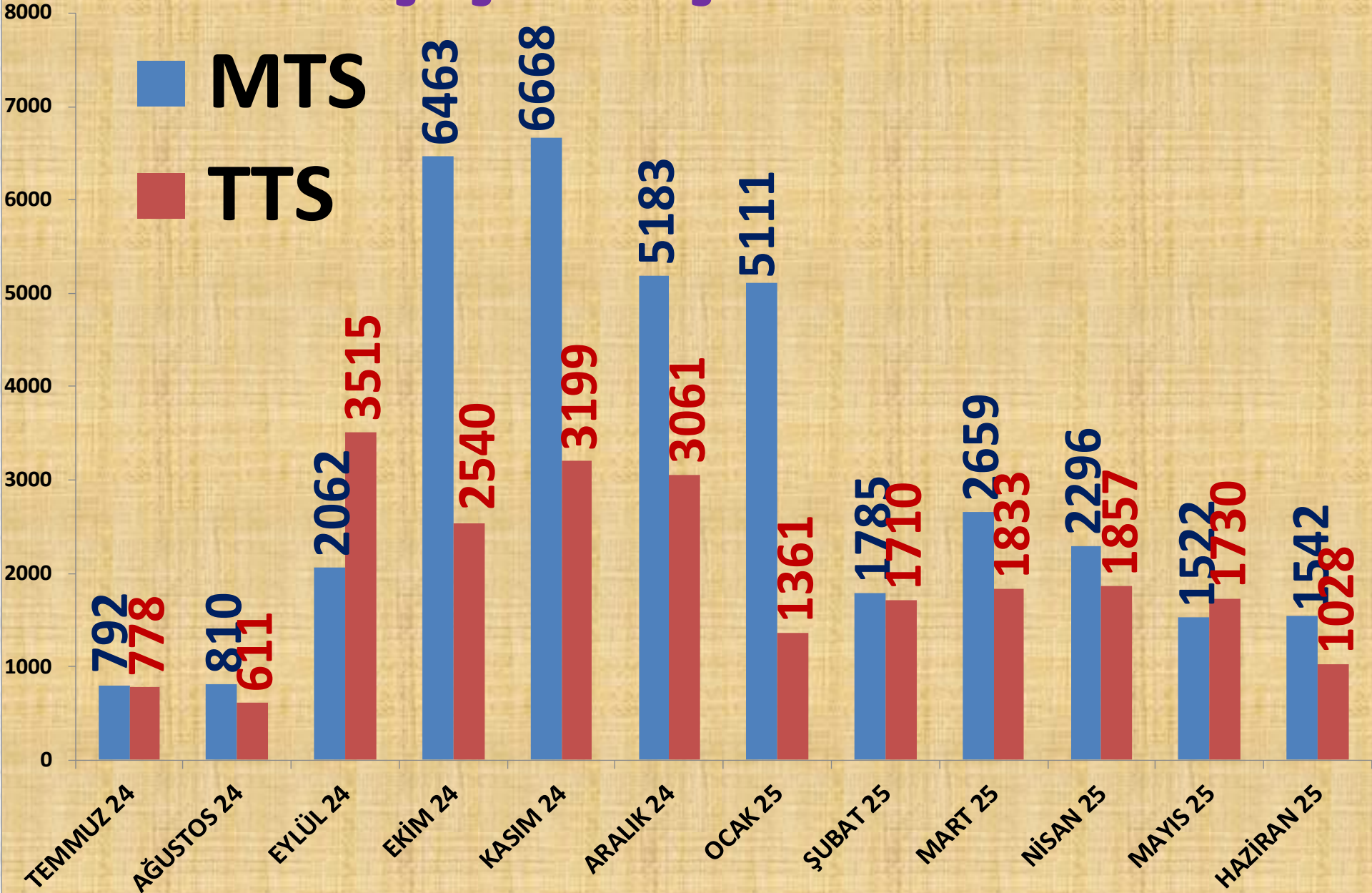
EN ÇOK FİYAT	2023 HAZİRAN	2024 HAZİRAN		2025 HAZİRAN	
MTS	39,00 TL	141%	93,84 TL	-15%	80,00 TL
TTS	54,00 TL	122%	120,00 TL	9%	131,25 TL

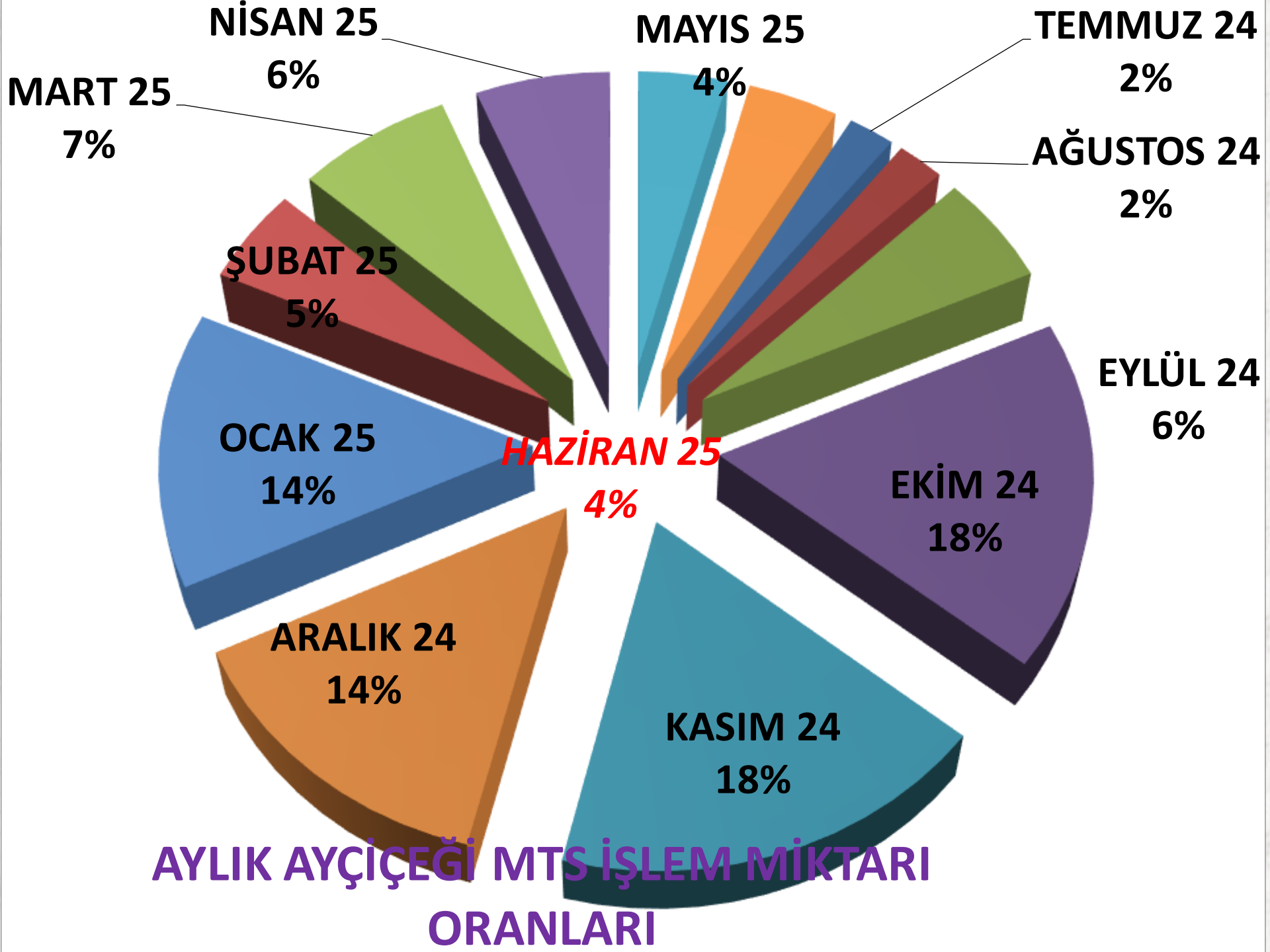
ORTALAMA FİYAT	2023 HAZİRAN	2024 HAZİRAN		2025 HAZİRAN	
MTS	36,53 TL	-3%	35,44 TL	41%	49,91 TL
TTS	38,13 TL	45%	55,13 TL	-11%	48,99 TL

AYLIK AYÇİÇEĞİ FİYAT TRENDİ (TL)



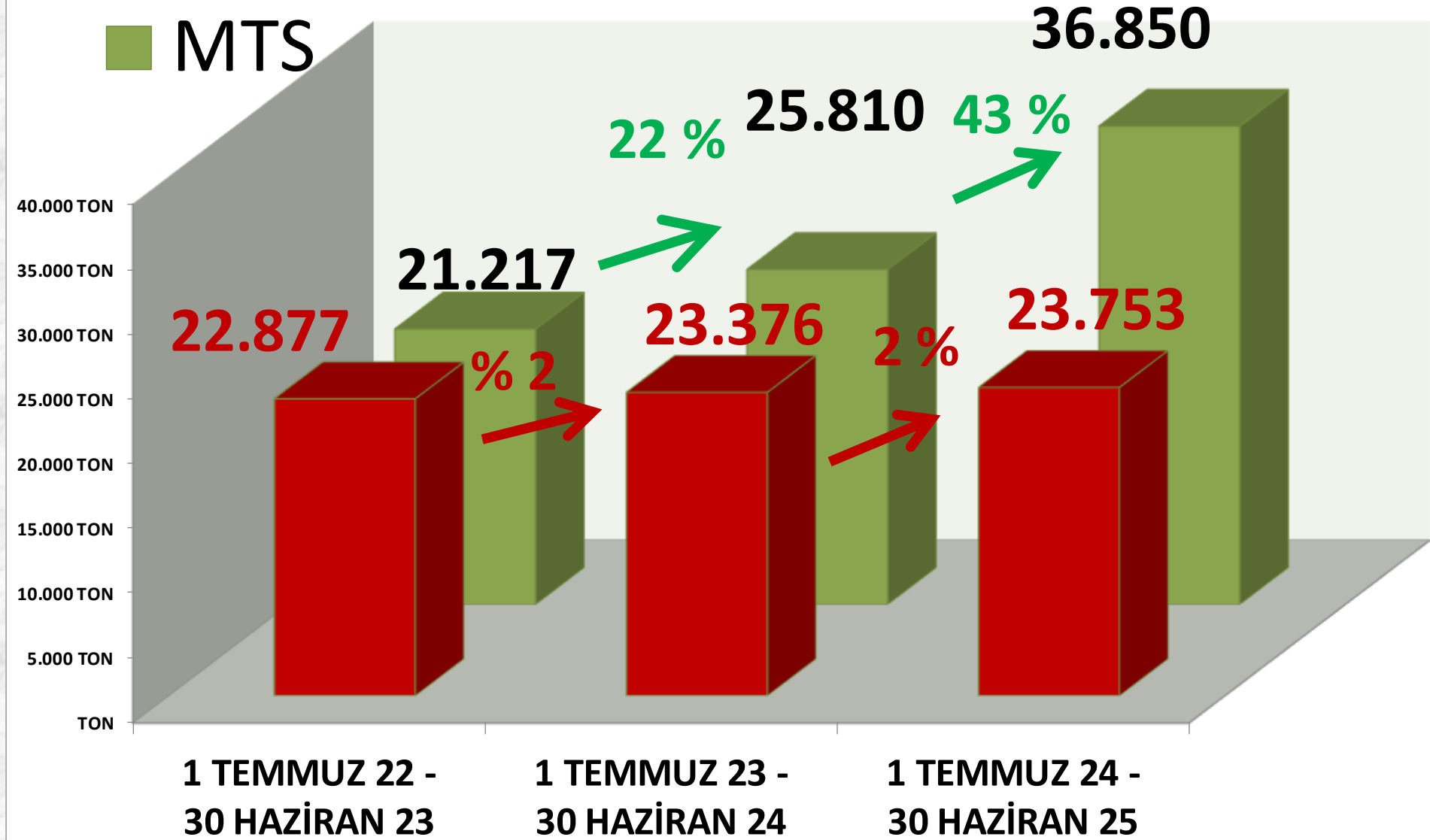
AYLIK AYÇİÇEĞİ İŞLEM MİKTARI (TON)





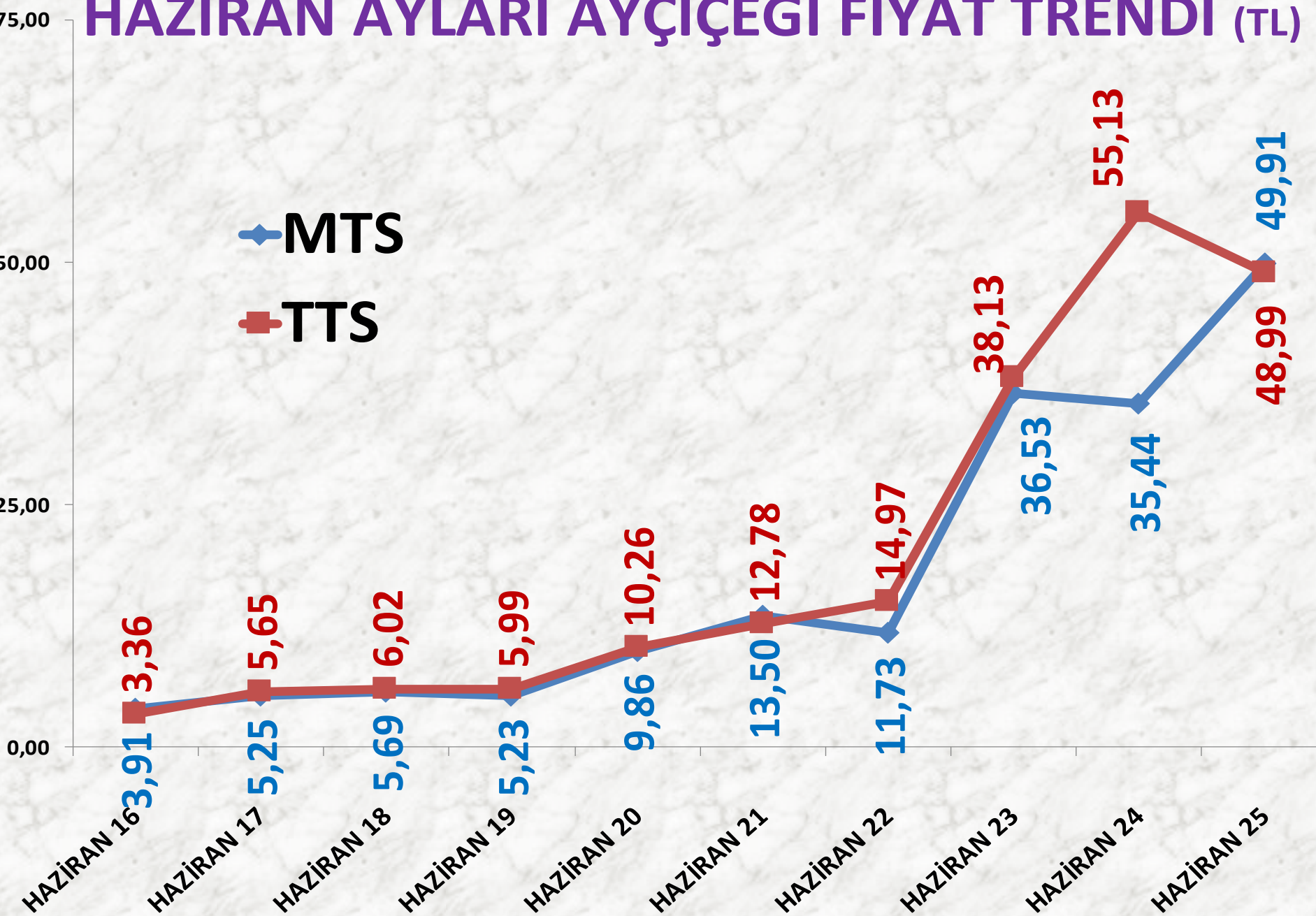
■ TTS YILLIK AYÇİÇEĞİ İŞLEM MİKTARI (TON)

■ MTS



HAZİRAN AYLARI AYÇİÇEĞİ FİYAT TRENDİ (TL)

◆ MTS
■ TTS

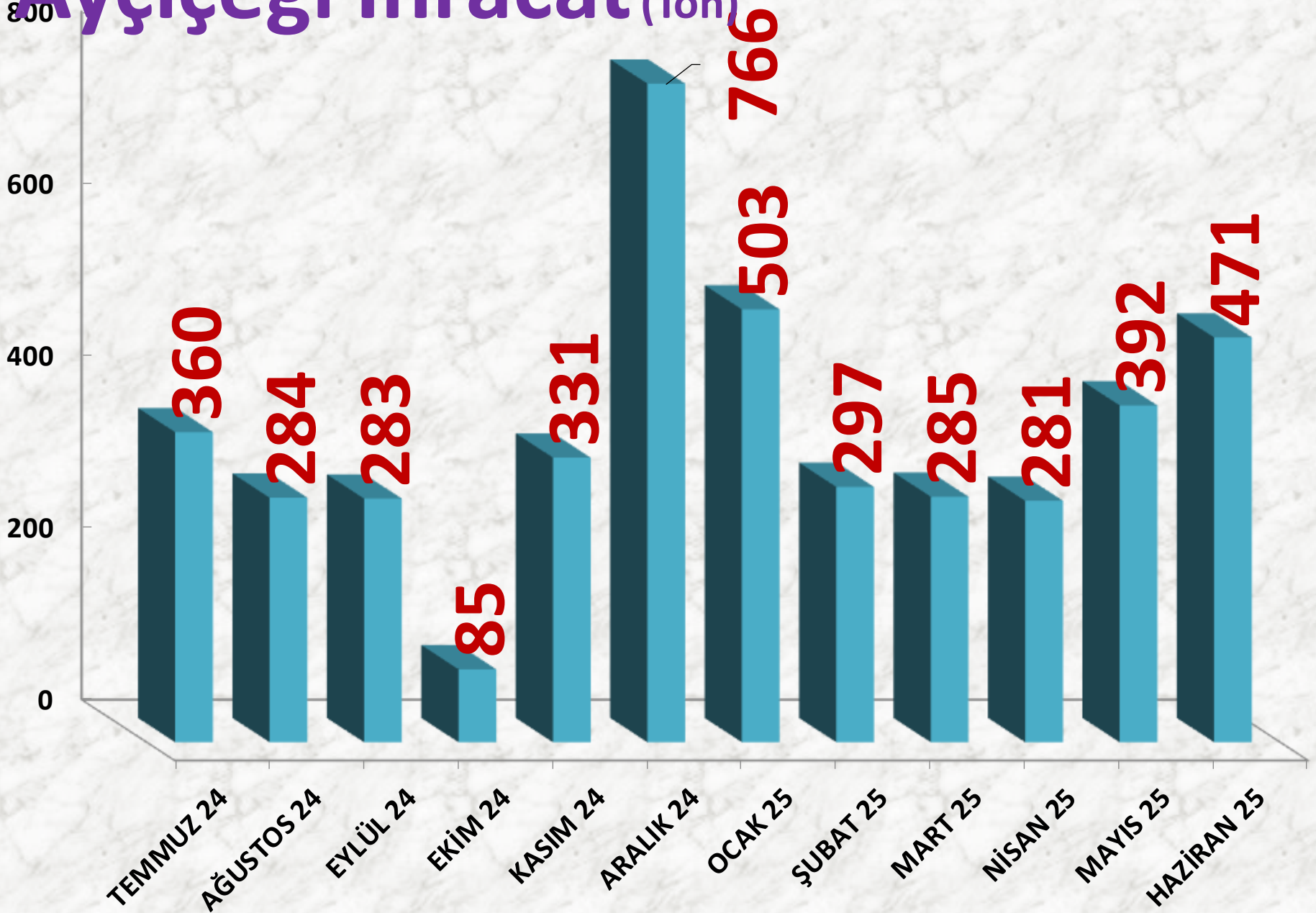


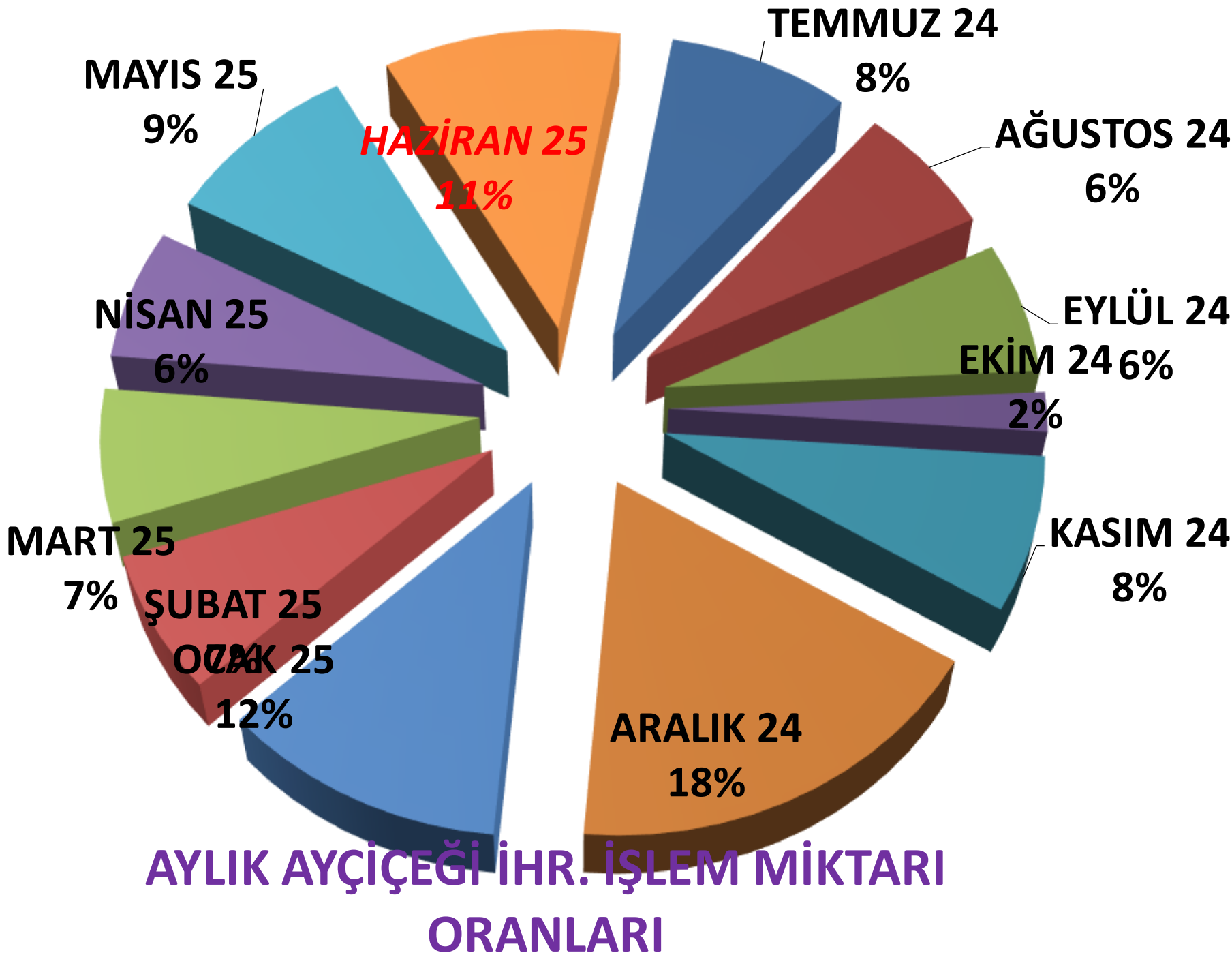
AYÇEKİRDEĞİ İHRACATI

	2023 HAZİRAN	2024 HAZİRAN	2025 HAZİRAN
İHRACAT	40 TON	202 TON	471 TON

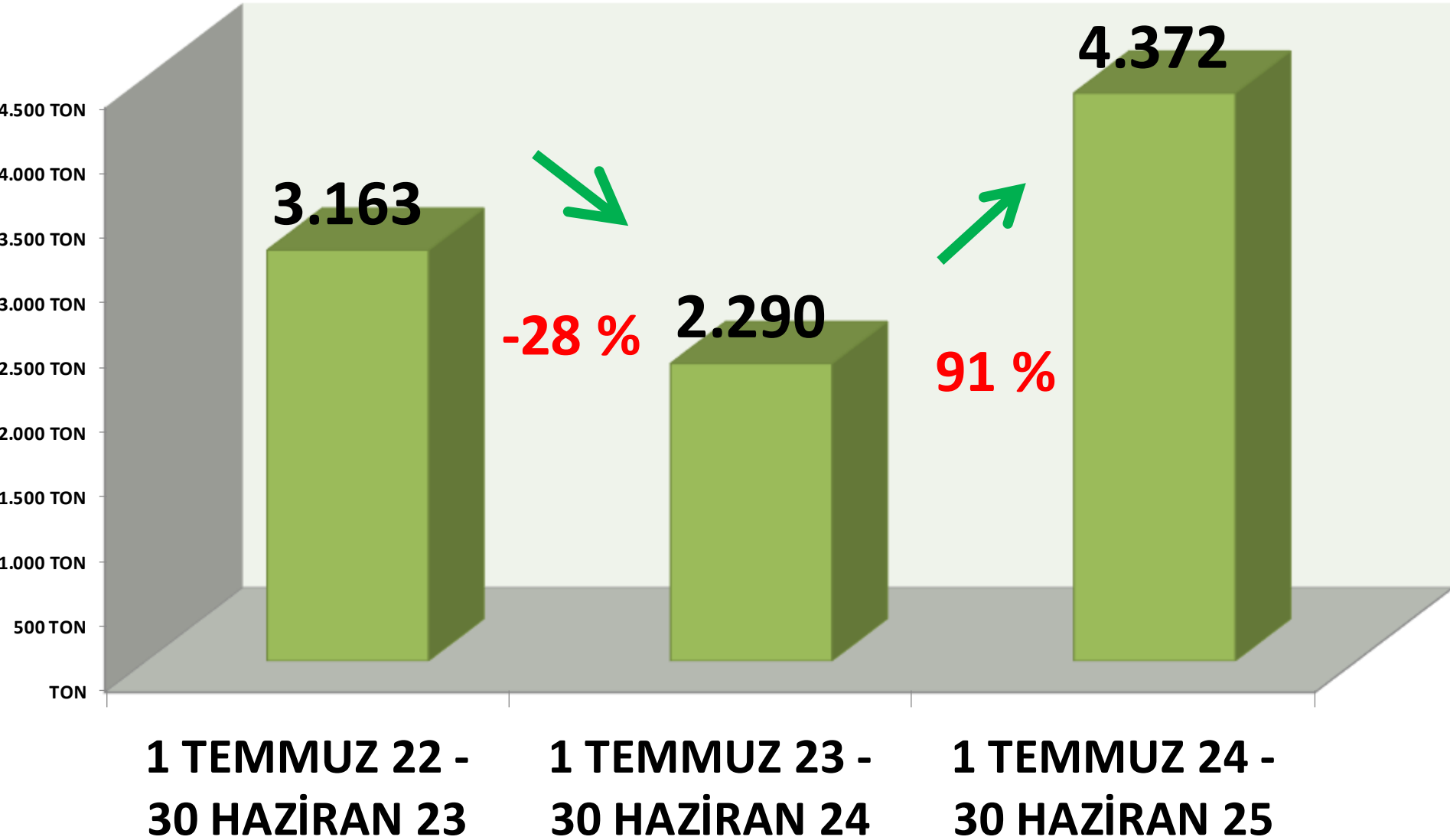


Ayçiçeği İhracatı (Ton)





YILLIK TOPLAM AYÇİÇEĐİ İHRACAT MİKTARI (TON)



SÜT

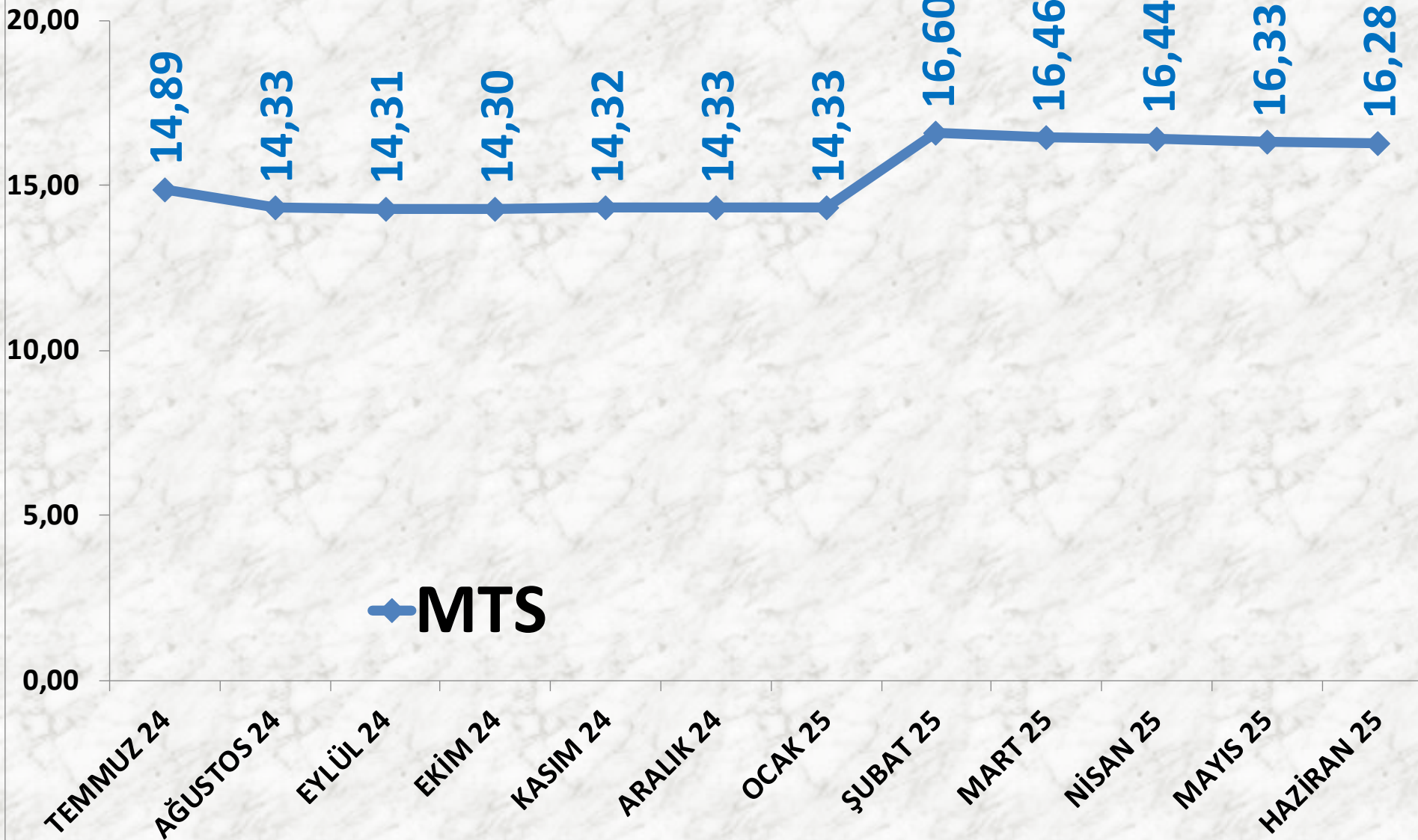
İŞLEM MİKTARI (M³)	2023 HAZİRAN	2024 HAZİRAN		2025 HAZİRAN	
MTS	30.033 M ³	16%	34.952 M ³	3%	36.135 M ³

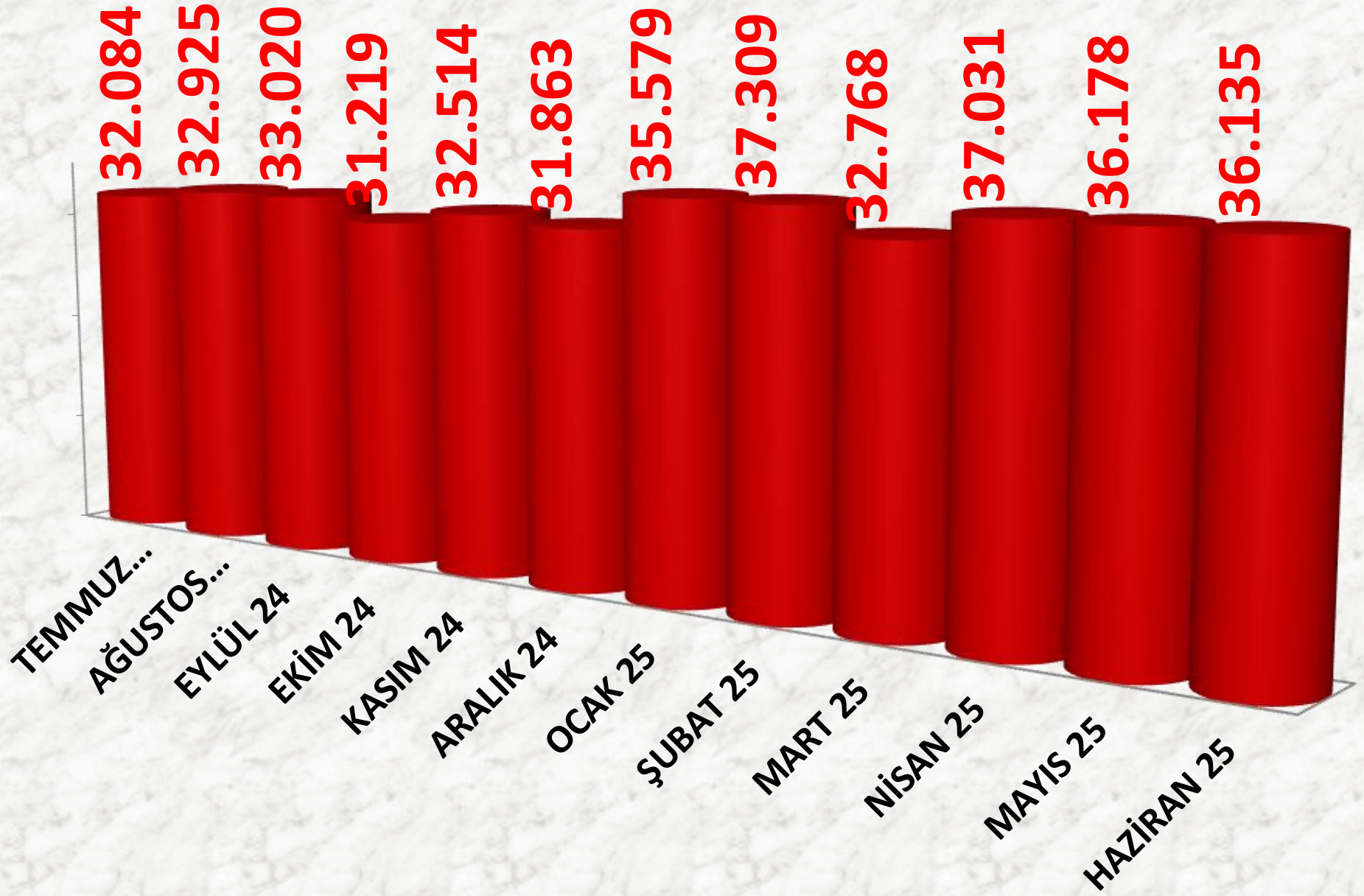
EN AZ FİYAT	2023 HAZİRAN	2024 HAZİRAN		2025 HAZİRAN	
MTS	9,00 TL	20%	10,80 TL	33%	14,40 TL

EN ÇOK FİYAT	2023 HAZİRAN	2024 HAZİRAN		2025 HAZİRAN	
MTS	11,88 TL	58%	18,75 TL	-1%	18,50 TL

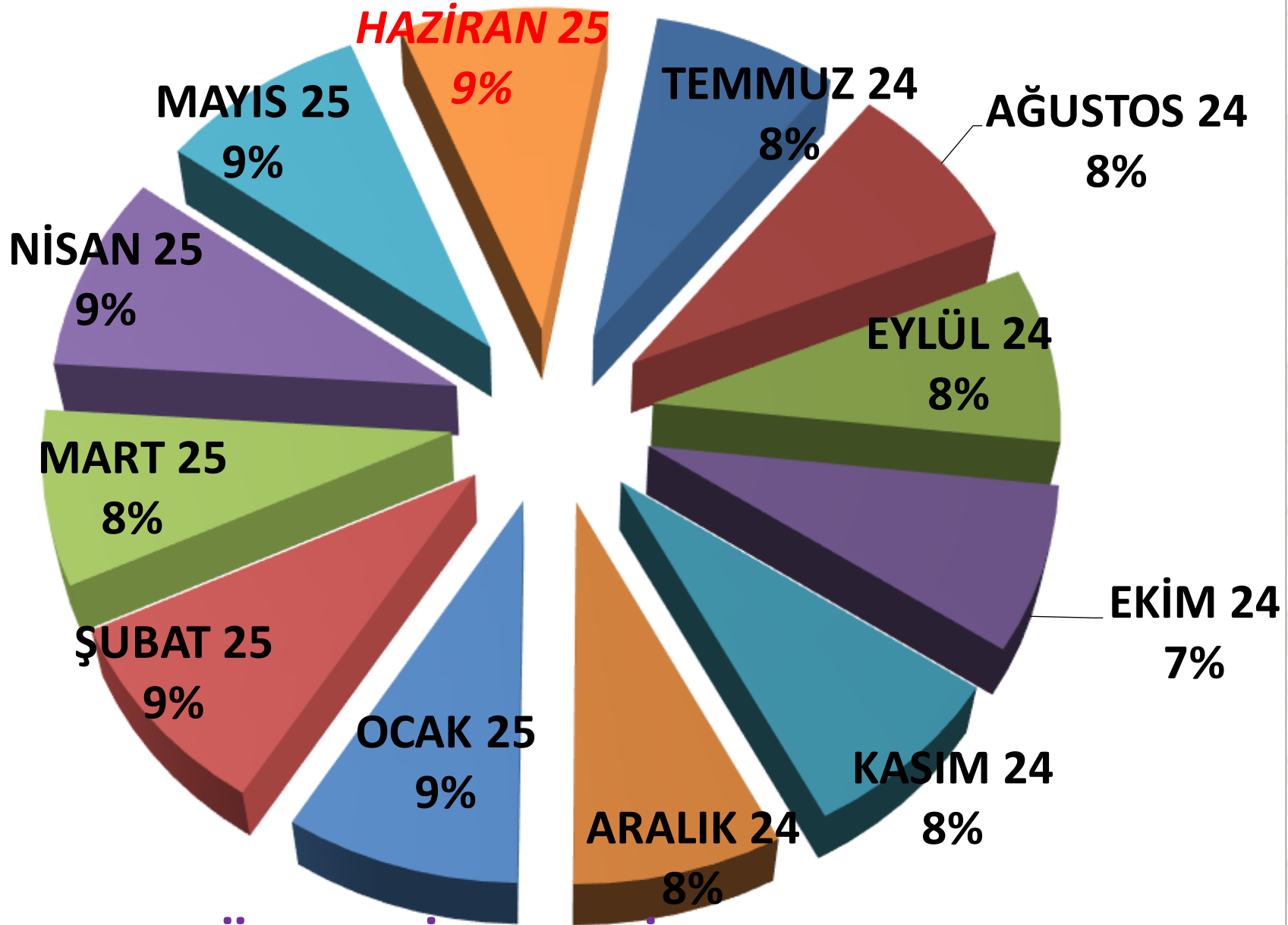
ORTALAMA FİYAT	2023 HAZİRAN	2024 HAZİRAN		2025 HAZİRAN	
MTS	10,75 TL	42%	15,27 TL	7%	16,28 TL

AYLIK İNEK SÜTÜ FİYAT TRENDİ_(TL)



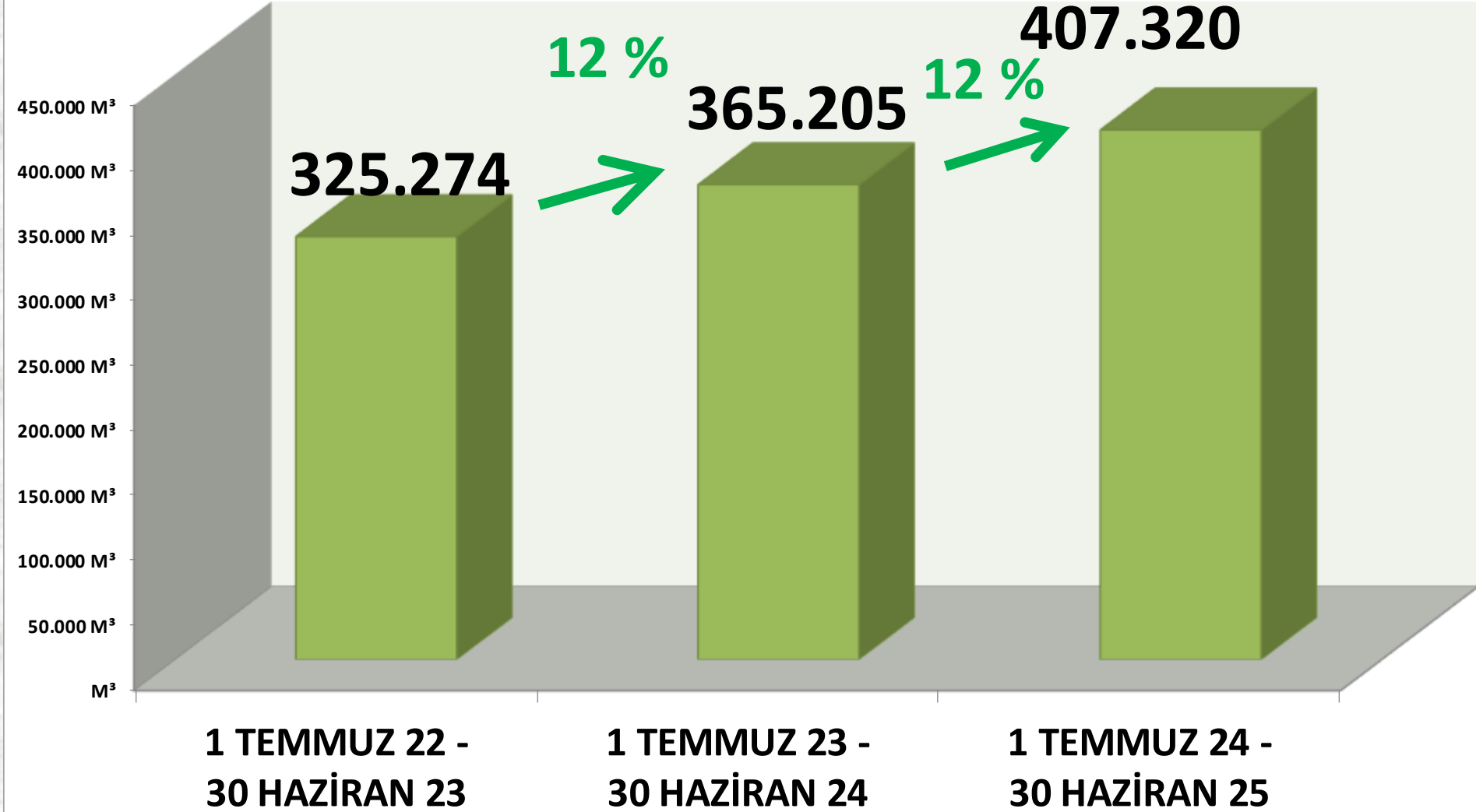


AYLIK SÜT İŞLEM MİKTARI (M³)



AYLIK SÜT MTS İŞLEM MİKTARI ORANLARI

YILLIK İNEK SÜTÜ İŞLEM MİKTARI (TON)



BEYAZ HAŞHAŞ

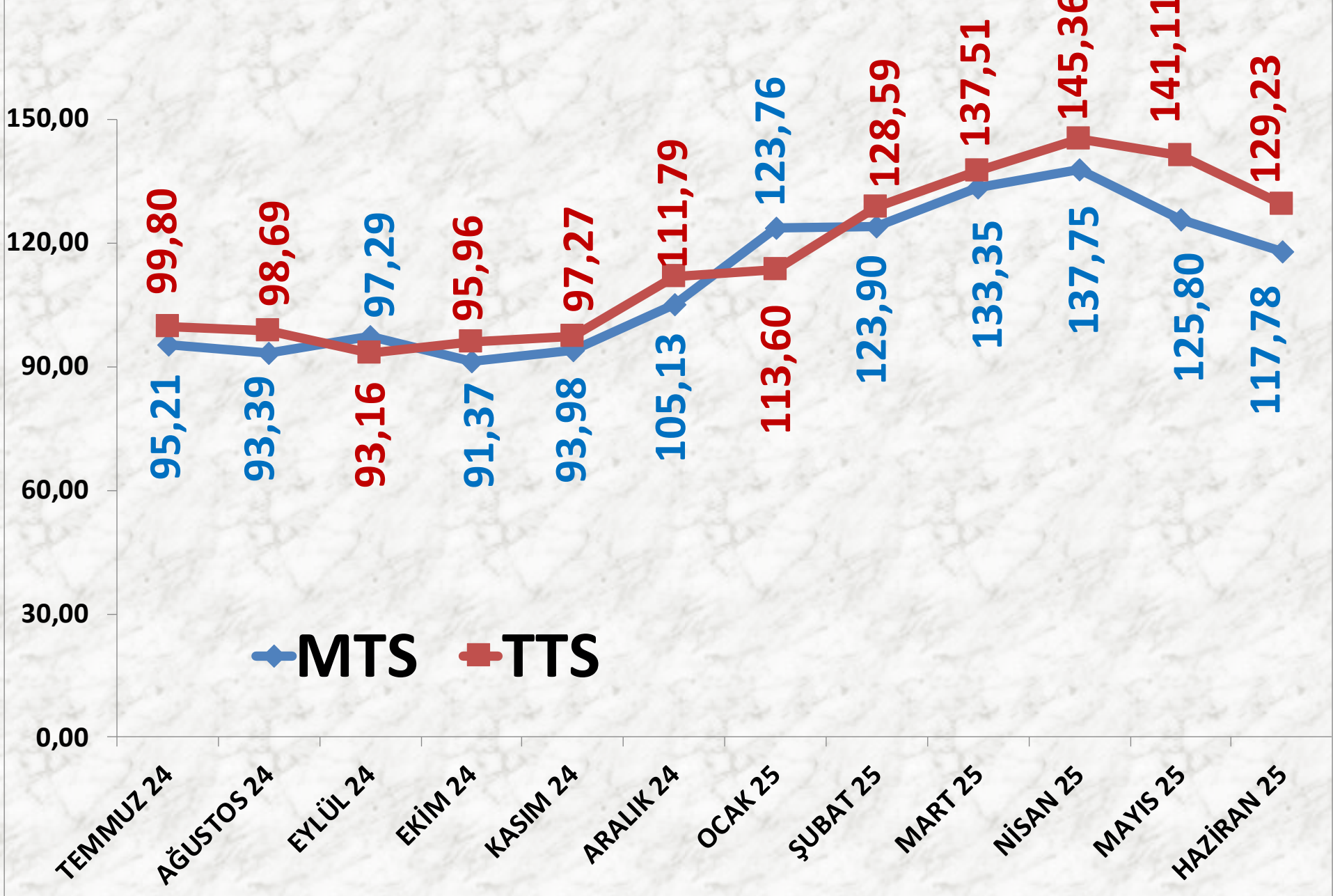
İŞLEM MİKTARI TON	2023 HAZİRAN	2024 HAZİRAN		2025 HAZİRAN	
MTS	20 TON	87%	37 TON	-65%	13 TON
TTS	45 TON	45%	65 TON	-79%	13 TON

EN AZ FİYAT	2023 HAZİRAN	2024 HAZİRAN		2025 HAZİRAN	
MTS	54,00 TL	54%	83,00 TL	37%	114,00 TL
TTS	56,61 TL	54%	87,00 TL	38%	119,90 TL

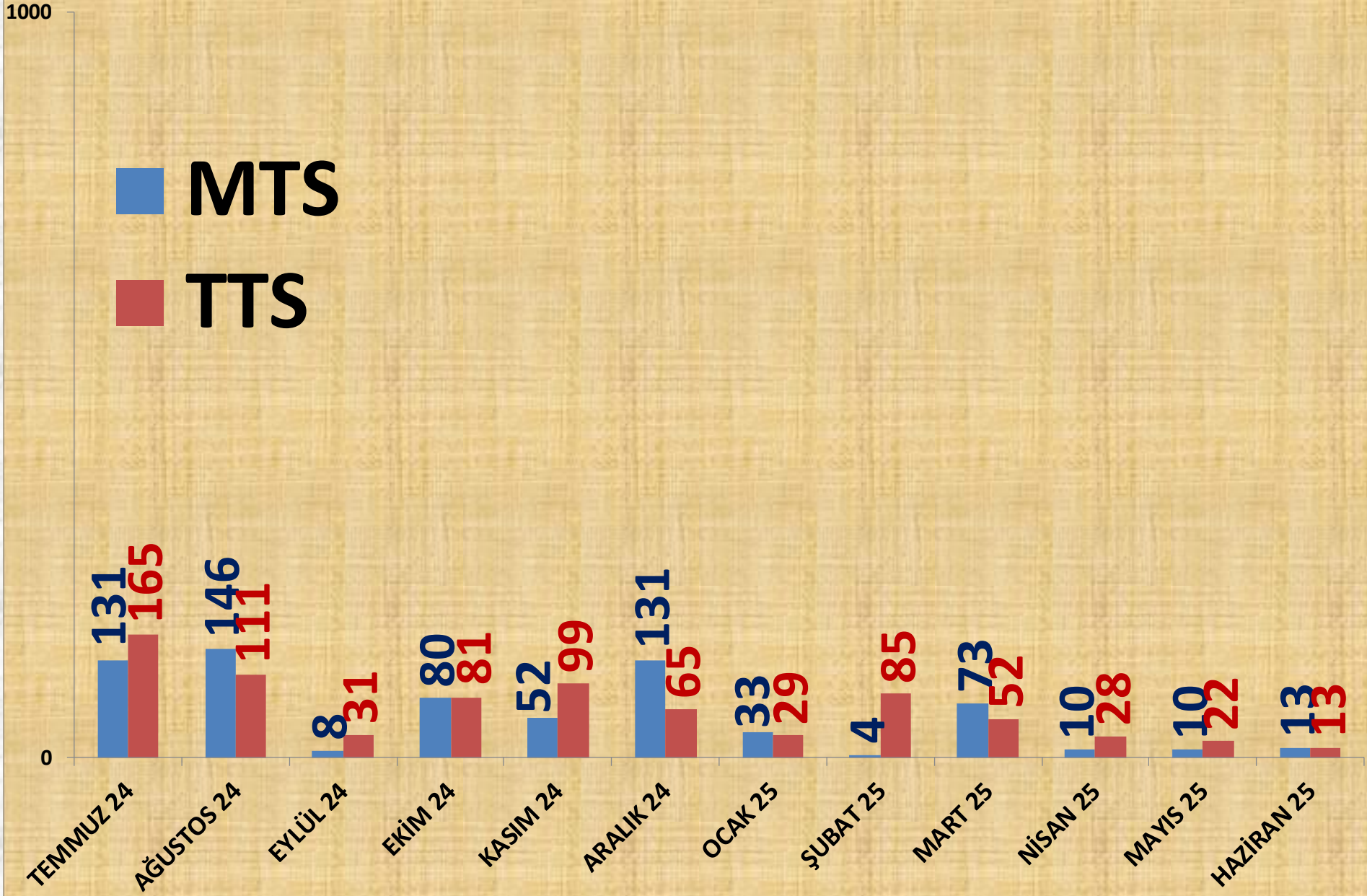
EN ÇOK FİYAT	2023 HAZİRAN	2024 HAZİRAN		2025 HAZİRAN	
MTS	63,00 TL	51%	95,00 TL	35%	128,00 TL
TTS	79,52 TL	63%	130,00 TL	35%	175,00 TL

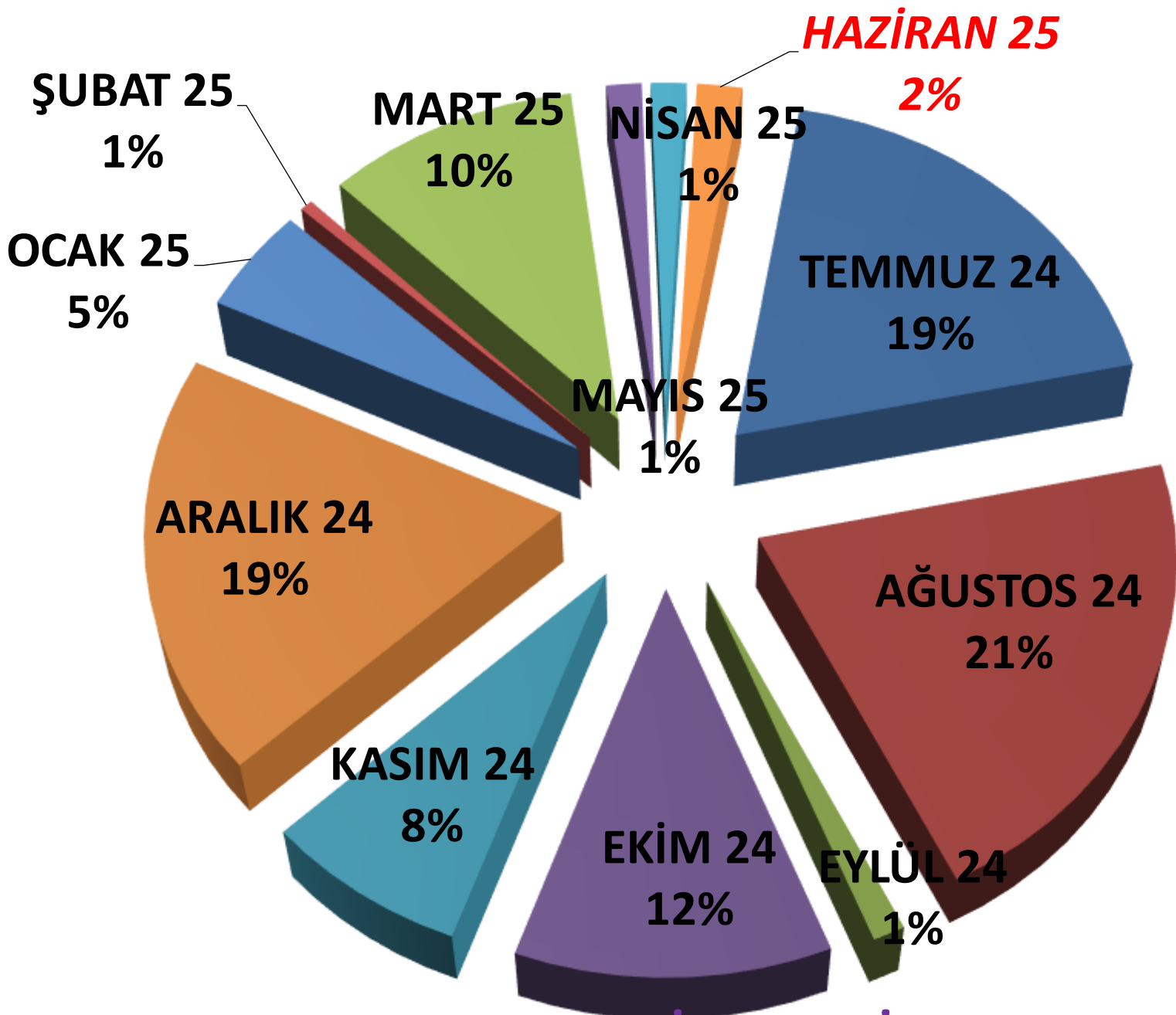
ORTALAMA FİYAT	2023 HAZİRAN	2024 HAZİRAN		2025 HAZİRAN	
MTS	62,10 TL	42%	88,35 TL	33%	117,78 TL
TTS	59,83 TL	56%	93,57 TL	38%	129,23 TL

AYLIK B. HAŞHAŞ FİYAT TRENDİ (₺)



AYLIK B. HAŞHAŞ İŞLEM MİKTARI (TON)



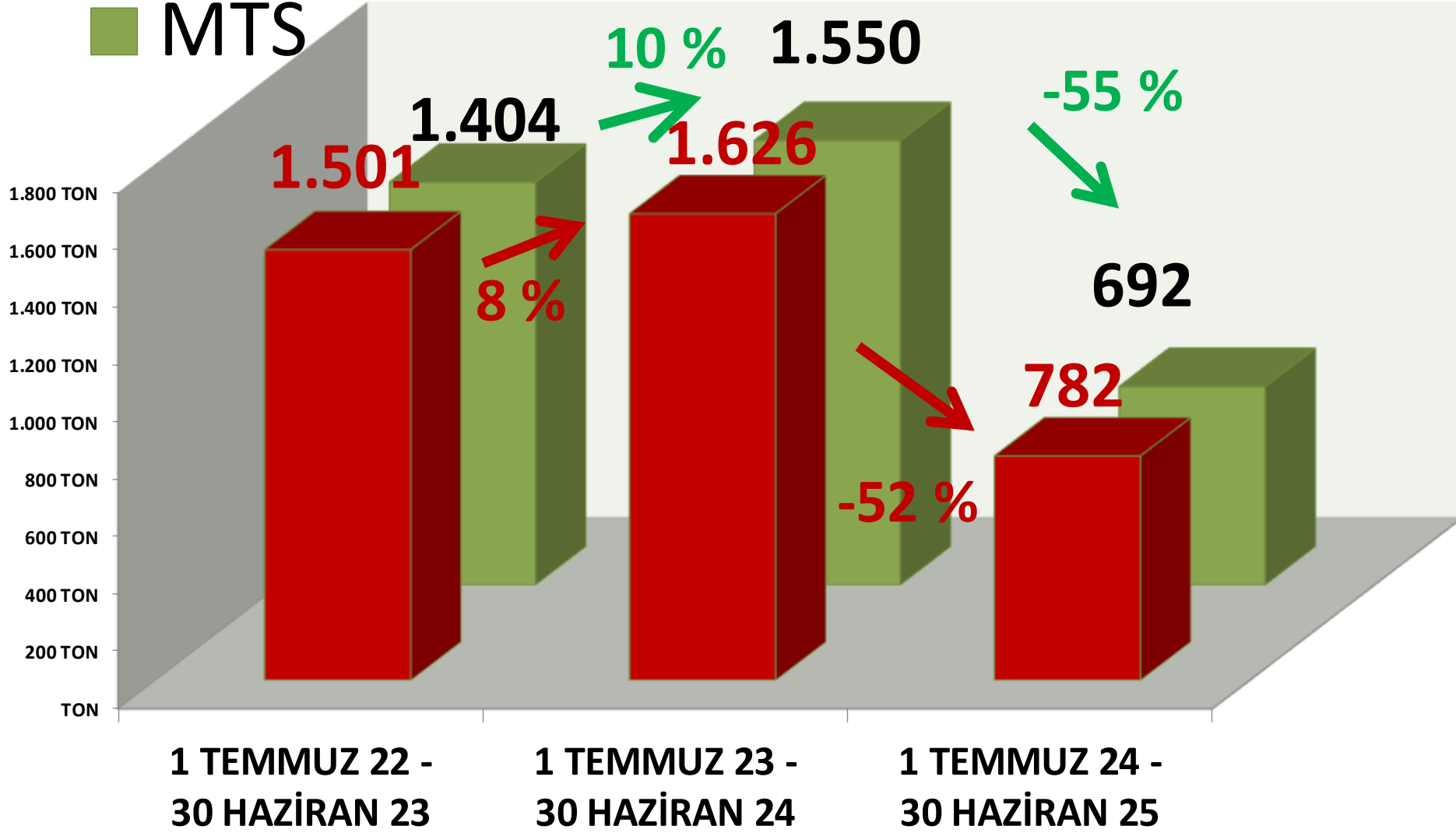


AYLIK B. HAŞHAŞ MTS İŞLEM MİKTARI ORANLARI

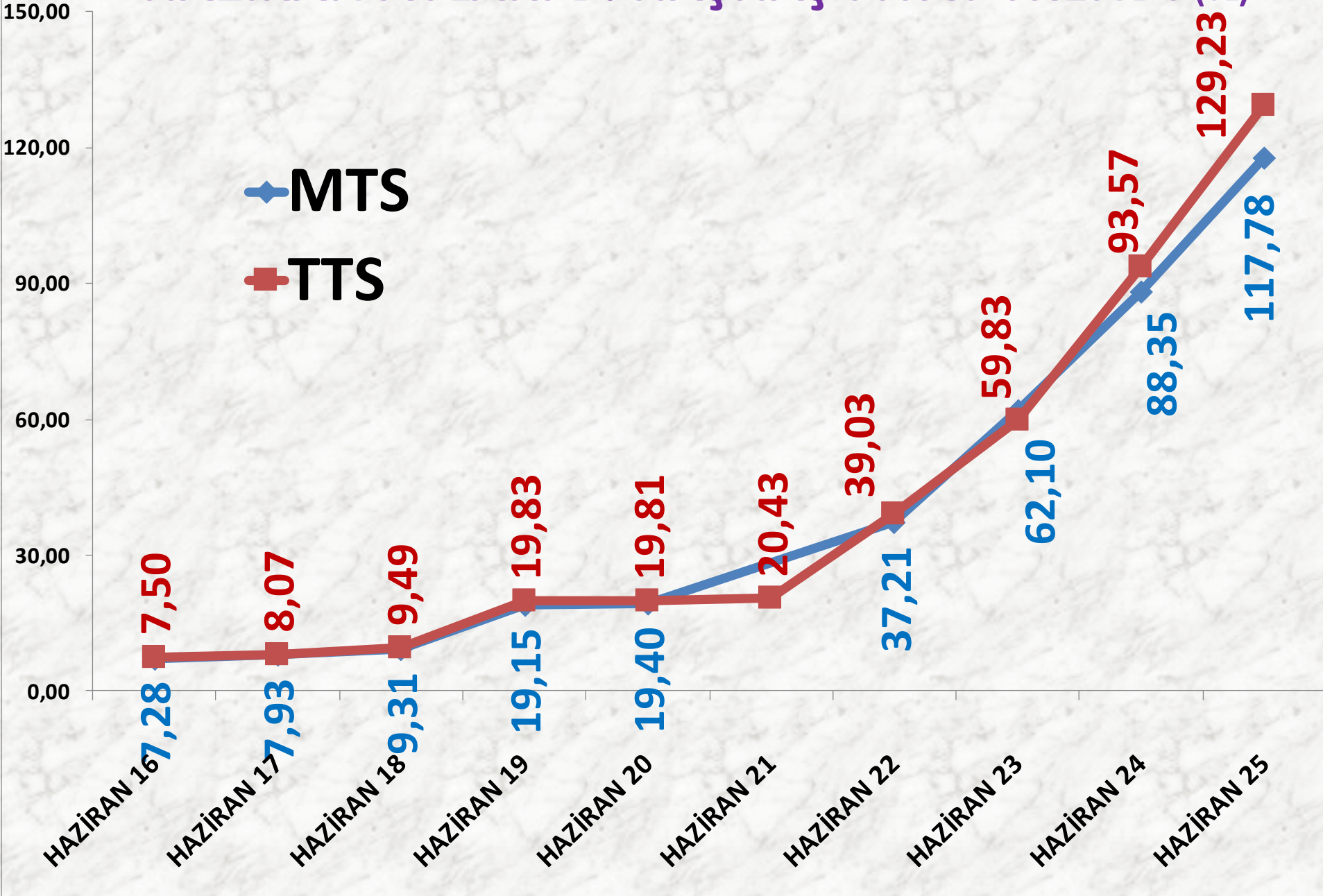
■ TTS

YILLIK B. HAŞHAŞ İŞLEM MİKTARI (TON)

■ MTS



HAZİRAN AYLARI B. HAŞHAŞ FİYAT TRENDİ (TL)



MAVİ HAŞHAŞ

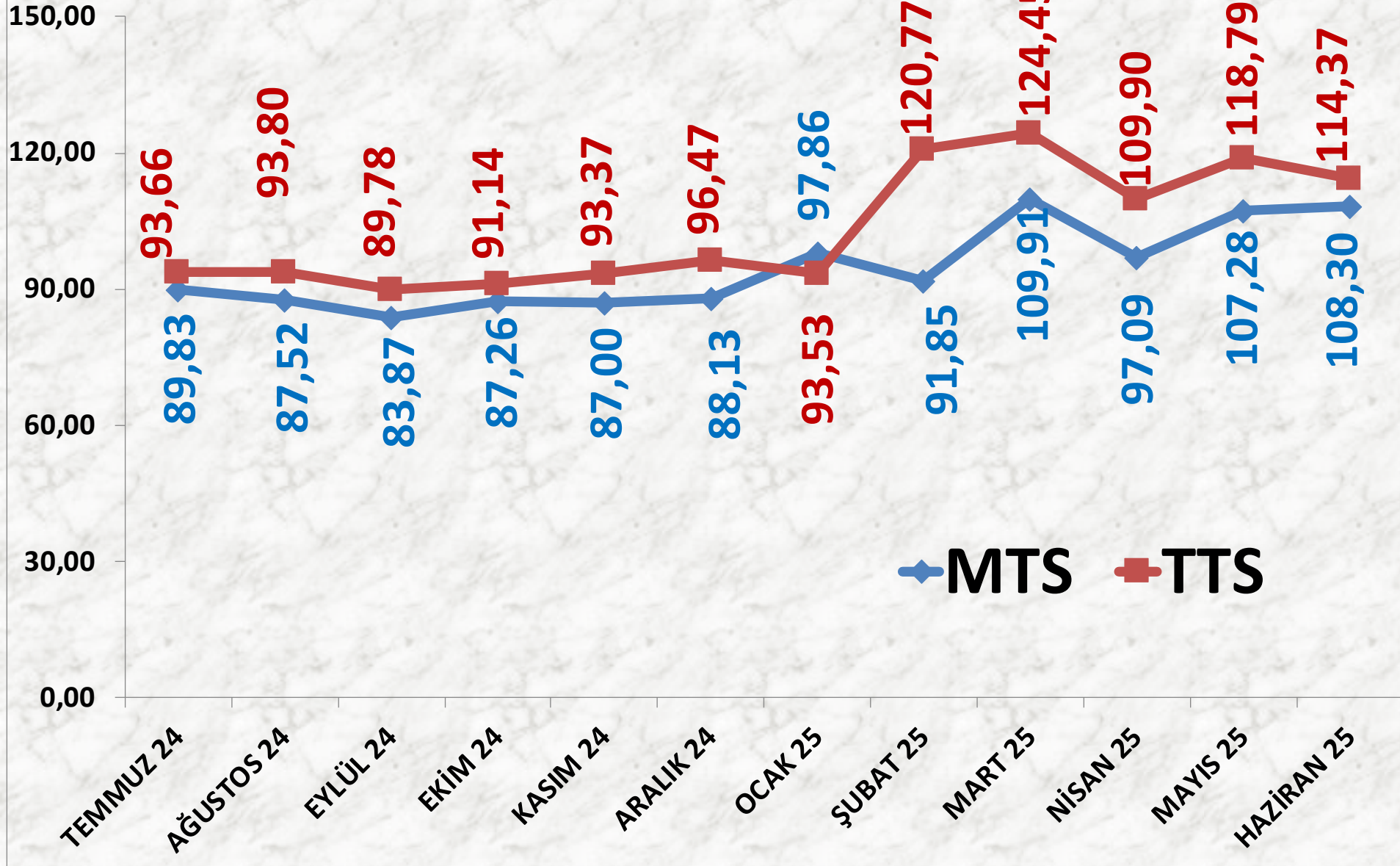
İŞLEM MİKTARI TON	2023 HAZİRAN	2024 HAZİRAN		2025 HAZİRAN	
MTS	0	-	52 TON	-86%	7 TON
TTS	12 TON	-27%	9 TON	922%	87 TON

EN AZ FİYAT	2023 HAZİRAN	2024 HAZİRAN		2025 HAZİRAN	
MTS	-	-	75,00 TL	44%	108,30 TL
TTS	54,24 TL	103%	110,00 TL	2%	112,00 TL

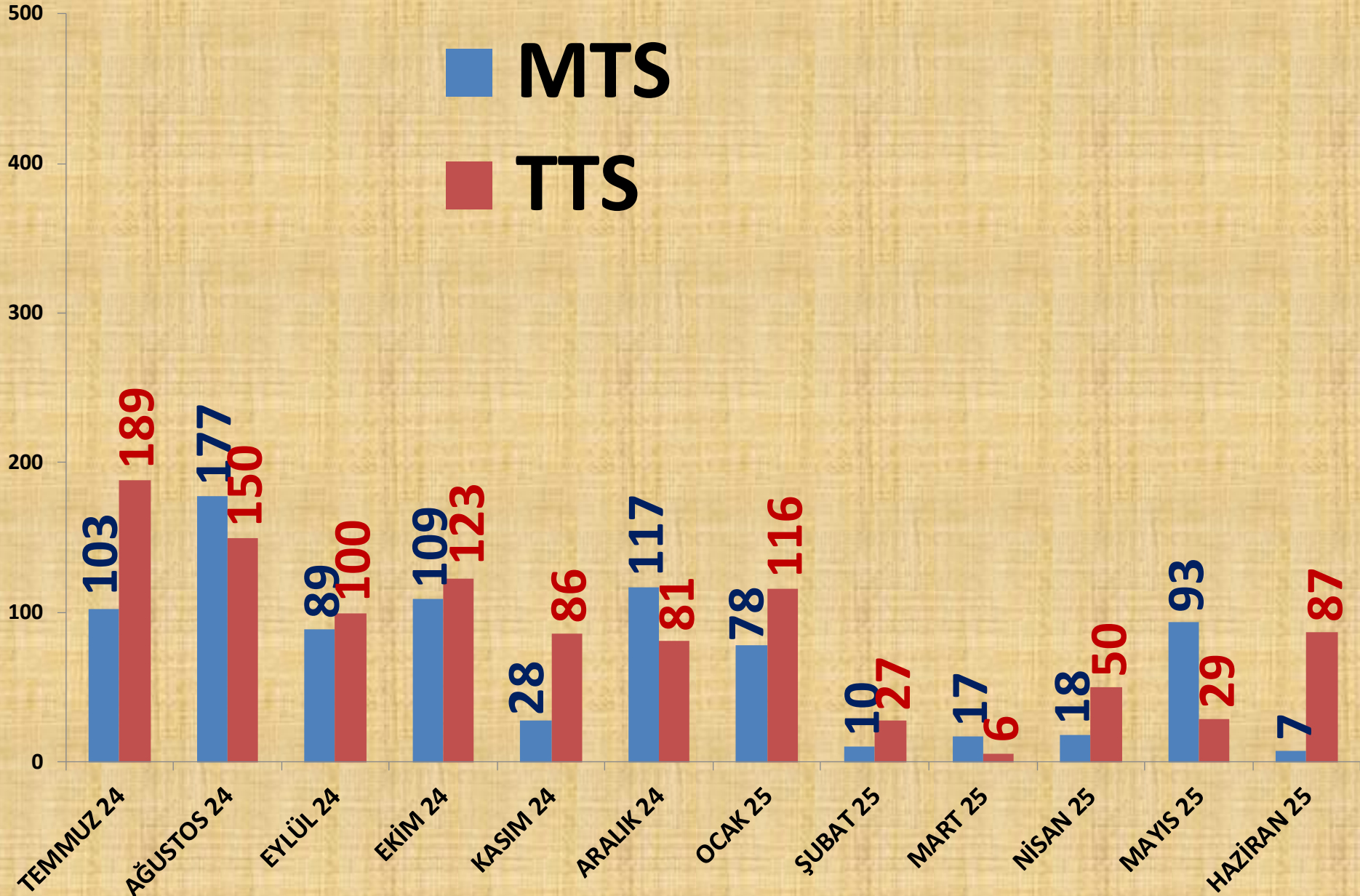
EN ÇOK FİYAT	2023 HAZİRAN	2024 HAZİRAN		2025 HAZİRAN	
MTS	-	-	91,00 TL	19%	108,30 TL
TTS	67,00 TL	94%	130,00 TL	12%	145,00 TL

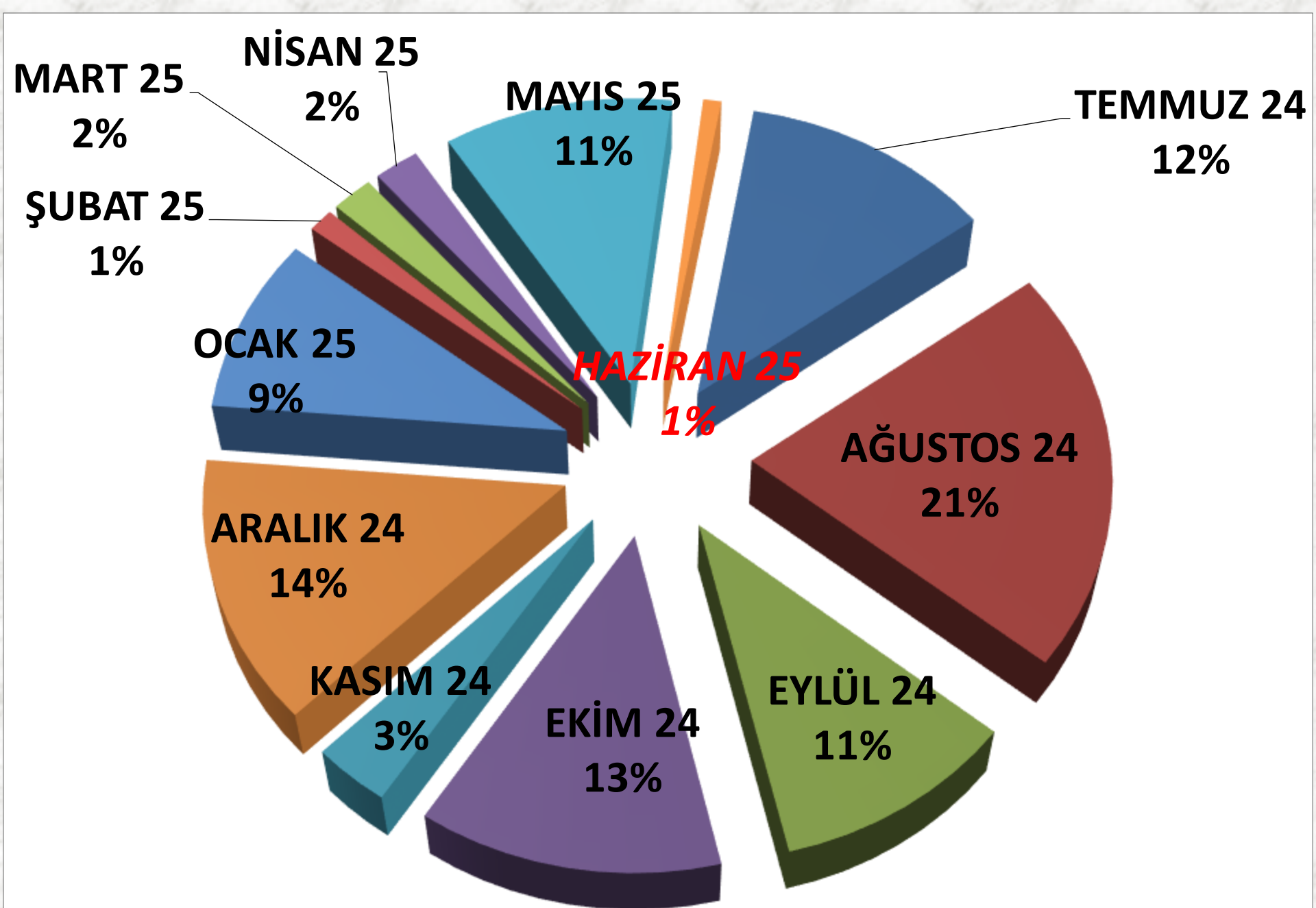
ORTALAMA FİYAT	2023 HAZİRAN	2024 HAZİRAN		2025 HAZİRAN	
MTS	-	-	86,01 TL	26%	108,30 TL
TTS	56,69 TL	113%	120,99 TL	-5%	114,37 TL

AYLIK MAVİ HAŞHAŞ FİYAT TRENDİ_(TL)



AYLIK MAVİ HAŞHAŞ İŞLEM MİKTARI (TON)

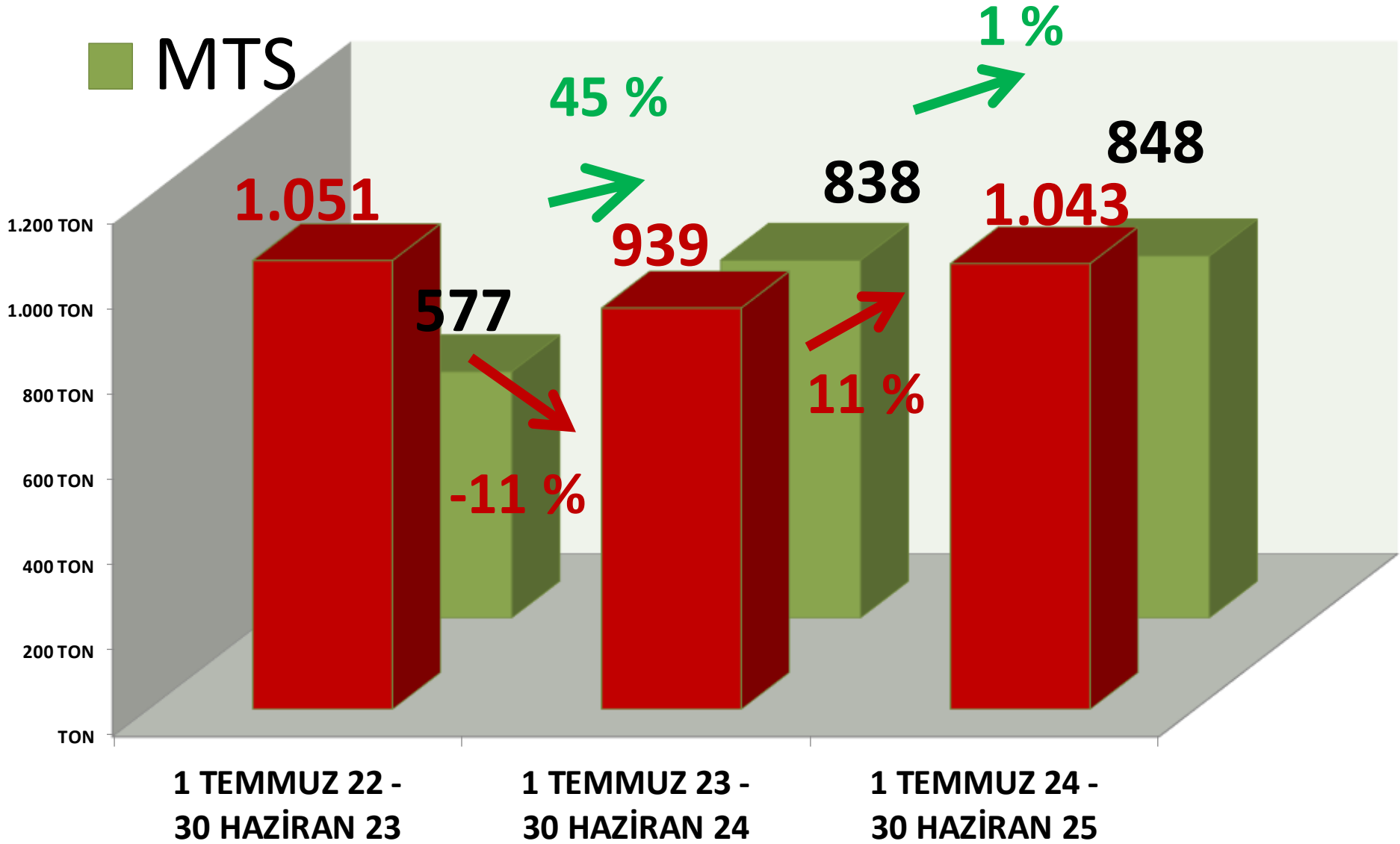




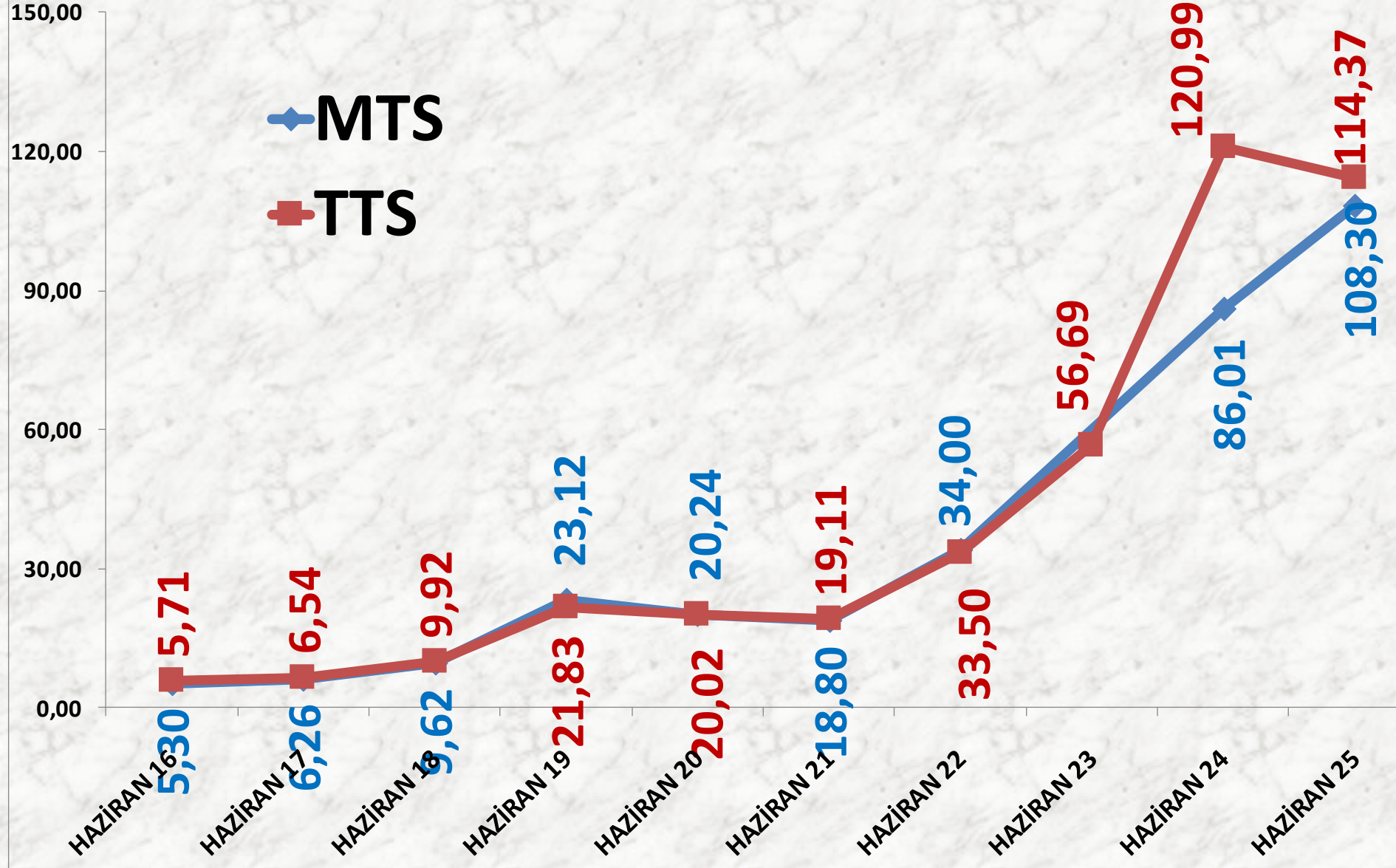
AYLIK MAVİ MTS İŞLEM MİKTARI ORANLARI

TTS YILLIK MAVİ HAŞHAŞ İŞLEM MİKTARI

■ TTS
■ MTS



HAZİRAN AYLARI MAVİ HAŞHAŞ FİYAT TRENDİ (TL)



KÜTLÜ PAMUK

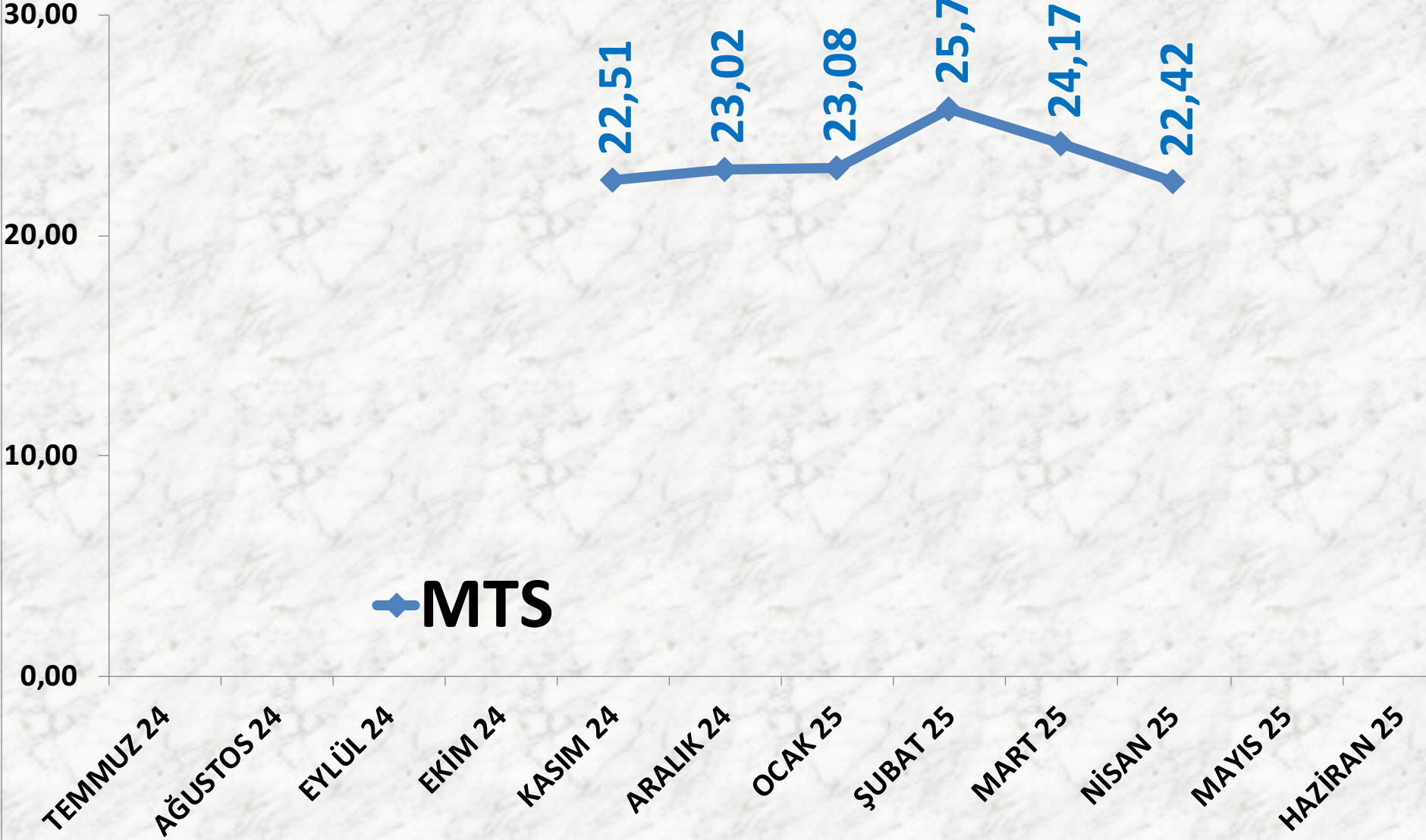
İŞLEM MİKTARI TON	2023 HAZİRAN	2024 HAZİRAN		2025 HAZİRAN	
MTS	0	-	0	-	0

EN AZ FİYAT	2023 HAZİRAN	2024 HAZİRAN		2025 HAZİRAN	
MTS	-	-	-	-	-

EN ÇOK FİYAT	2023 HAZİRAN	2024 HAZİRAN		2025 HAZİRAN	
MTS	-	-	-	-	-

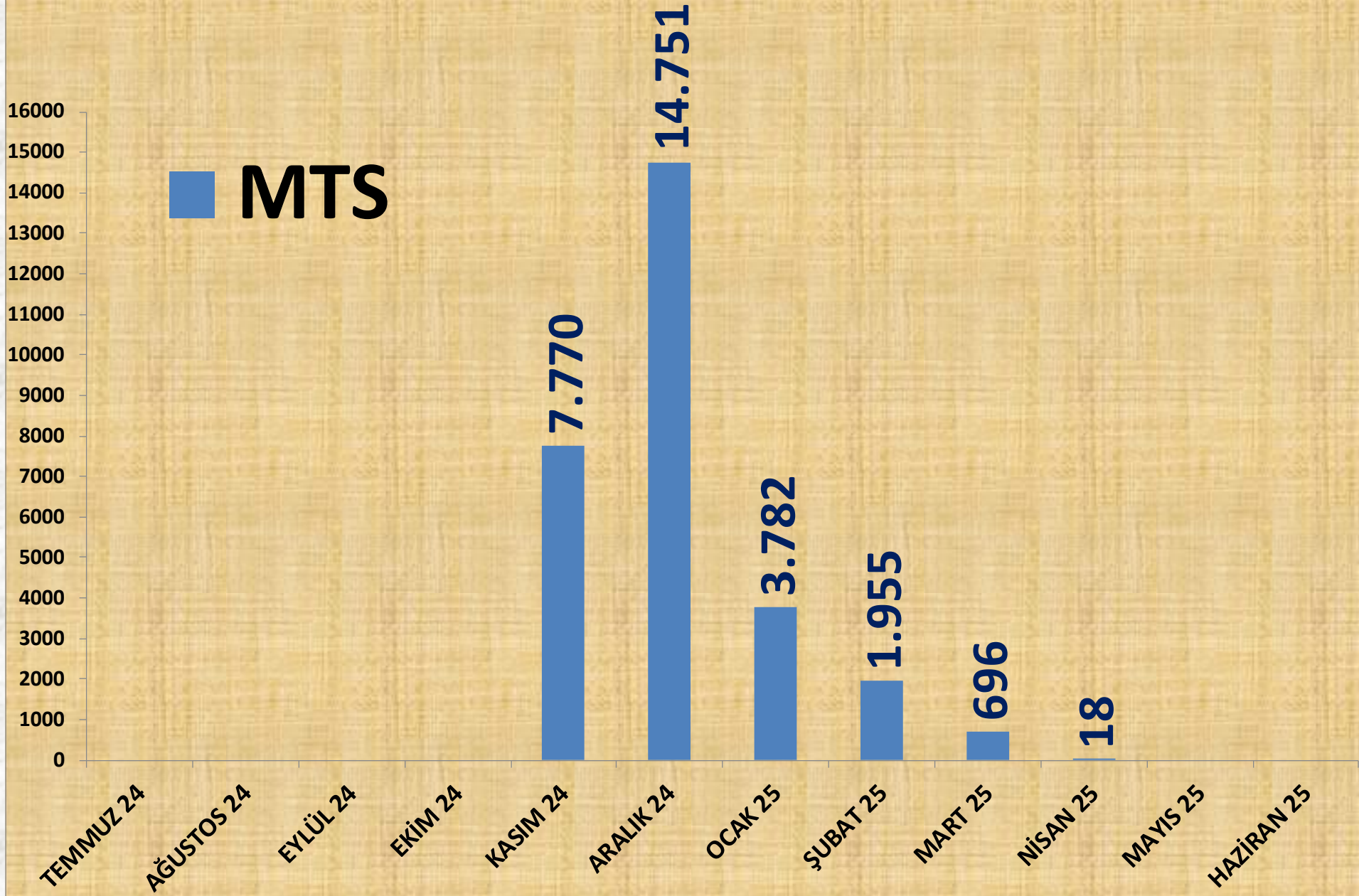
ORTALAMA FİYAT	2023 HAZİRAN	2024 HAZİRAN		2025 HAZİRAN	
MTS	-	-	-	-	-

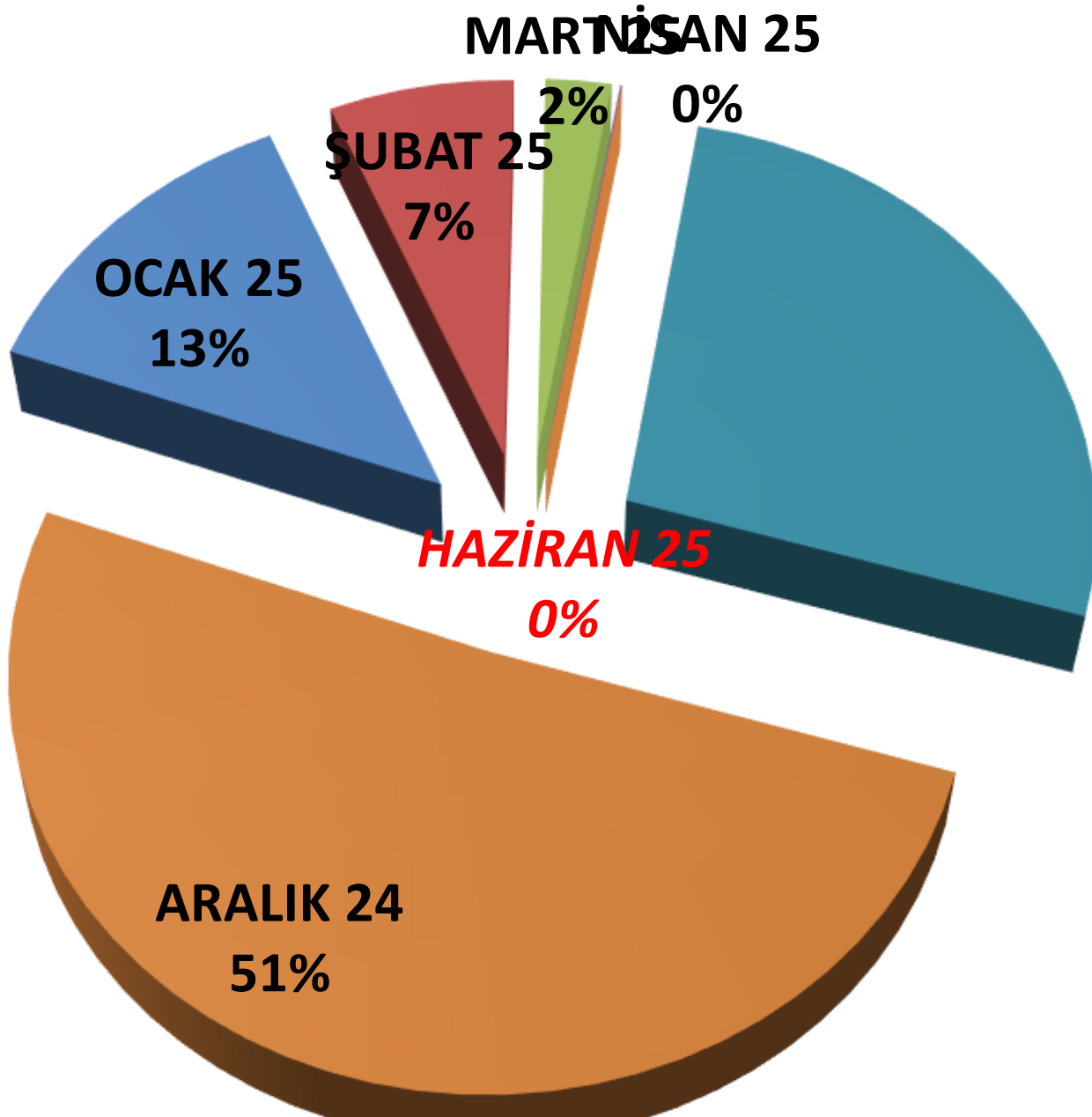
AYLIK KÜTLÜ PAMUK FİYAT TRENDİ (TL)



AYLIK KÜTLÜ PAMUK İŞLEM MİKTARI (TON)

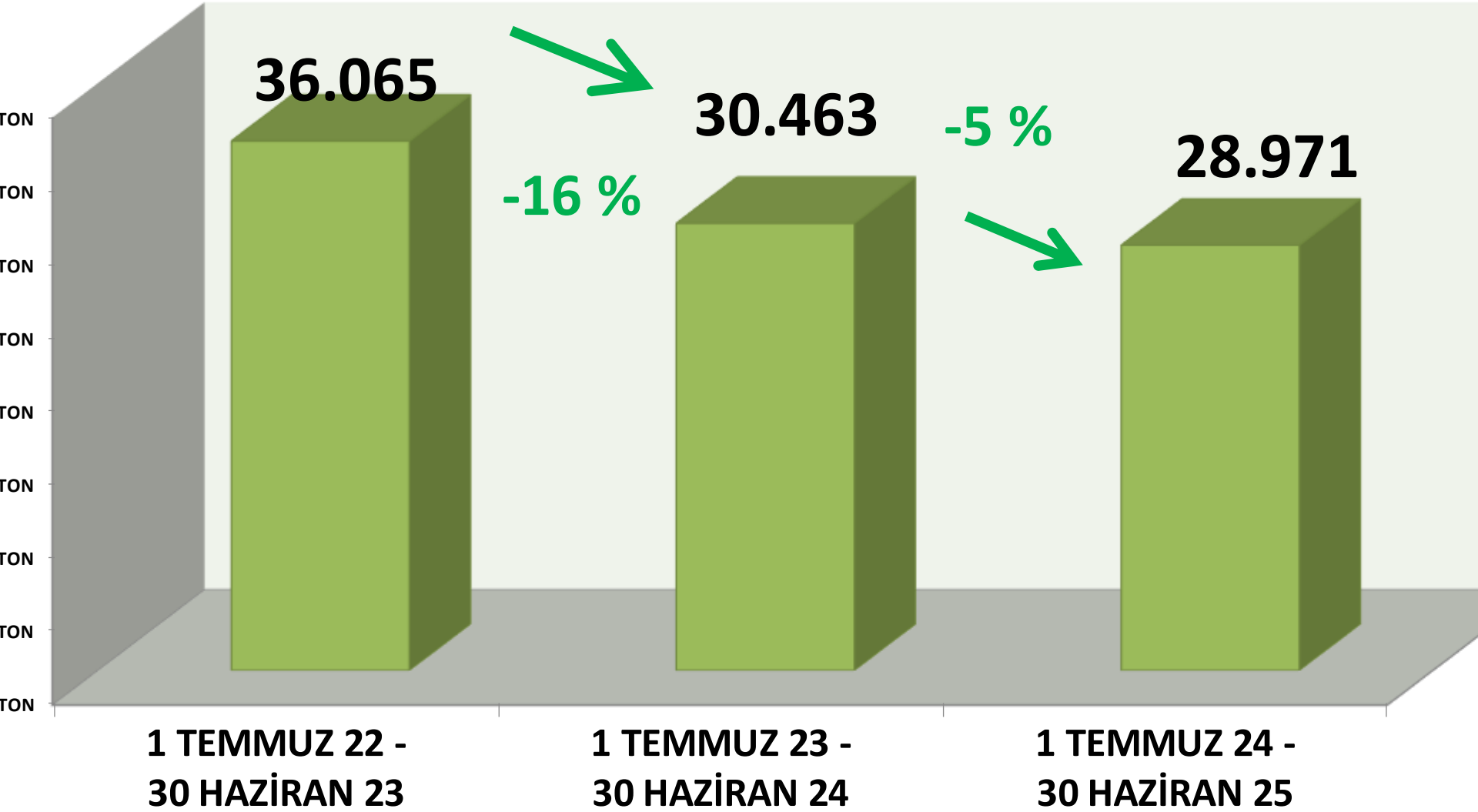
MTS





AYLIK KÜTLÜ PAMUK MTS İŞLEM MİKTARI ORANLARI

YILLIK KÜTLÜ PAMUK İŞLEM MİKTARI (TON)



HAZİRAN AYLARI ÇİĞİTLİ PAMUK FİYAT TRENDİ (TL)

30,00
20,00
10,00
0,00

◆ MTS

HAZİRAN 16
HAZİRAN 17
HAZİRAN 18
HAZİRAN 19
HAZİRAN 20
HAZİRAN 21
HAZİRAN 22
HAZİRAN 23
HAZİRAN 24
HAZİRAN 25

MAHLIÇ PAMUK

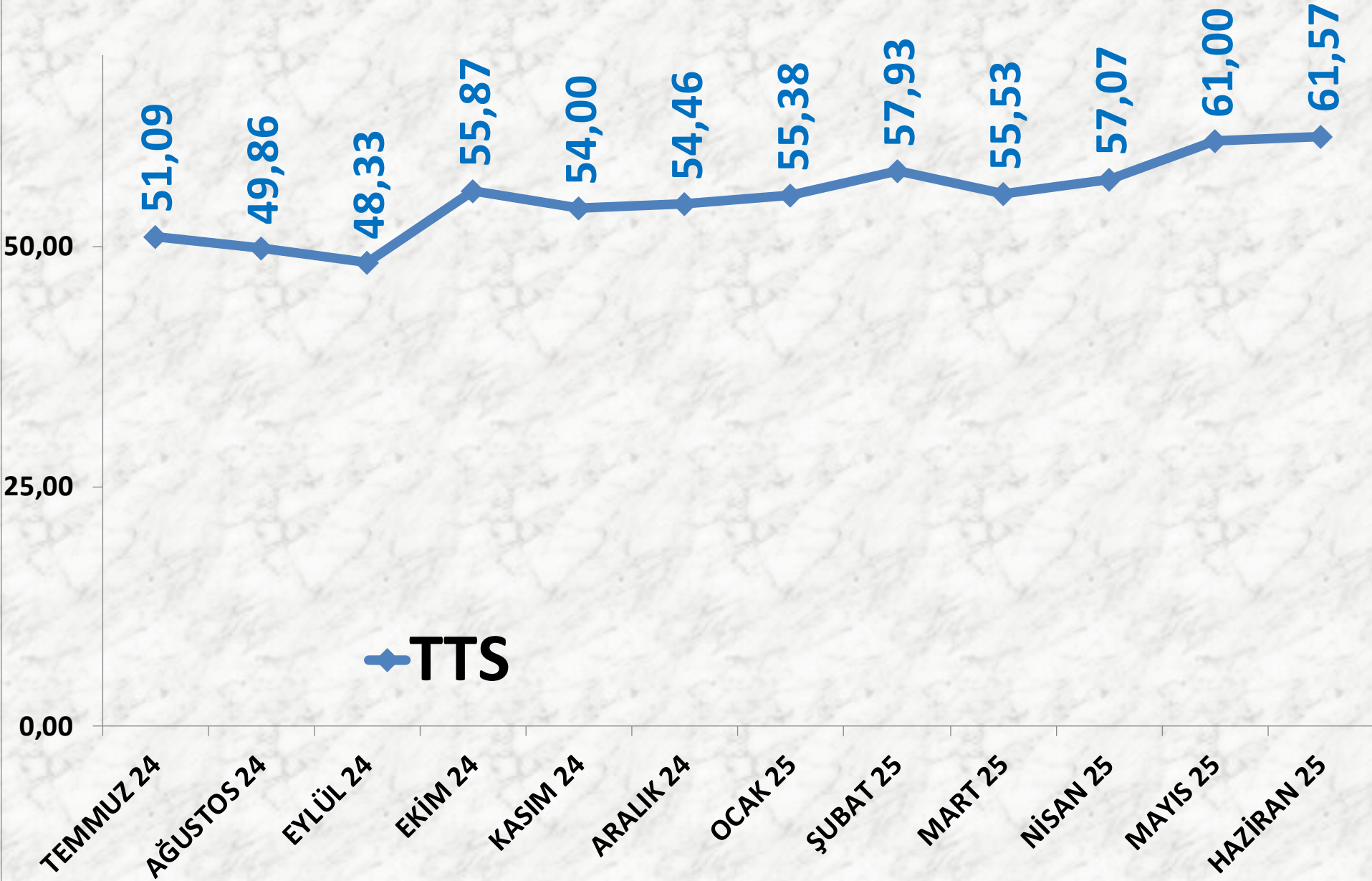
İŞLEM MİKTARI TON	2023 HAZİRAN	2024 HAZİRAN		2025 HAZİRAN	
MTS	0	-	691 TON	60%	1.105 TON

EN AZ FİYAT	2023 HAZİRAN	2024 HAZİRAN		2025 HAZİRAN	
MTS	41,00 TL	27%	52,00 TL	17%	61,00 TL

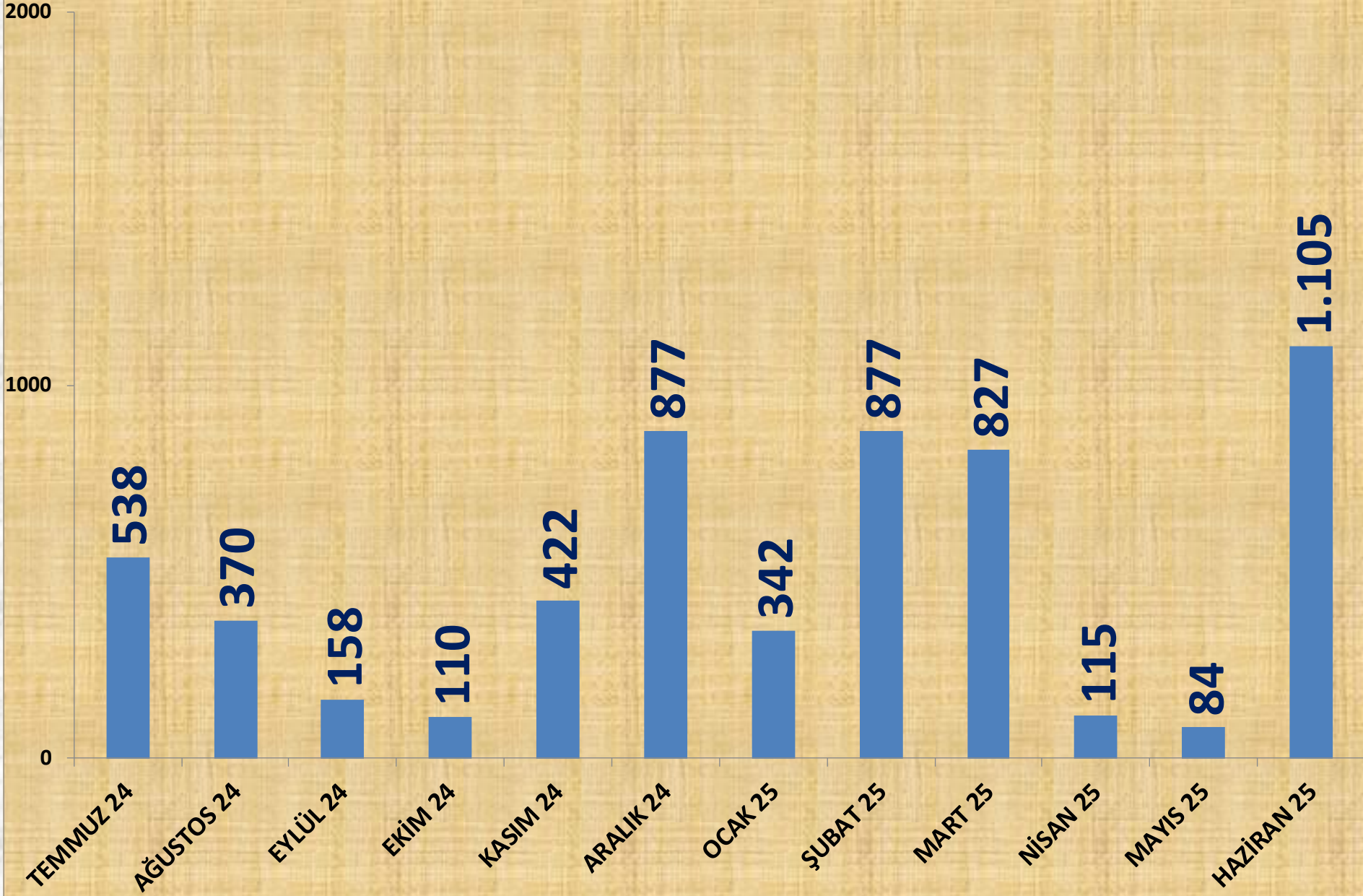
EN ÇOK FİYAT	2023 HAZİRAN	2024 HAZİRAN		2025 HAZİRAN	
MTS	44,55 TL	28%	57,00 TL	11%	63,00 TL

ORTALAMA FİYAT	2023 HAZİRAN	2024 HAZİRAN		2025 HAZİRAN	
MTS	-	-	54,80 TL	12%	61,57 TL

AYLIK MAHLIÇ PAMUK FİYAT TRENDİ (TL)



AYLIK MAHLIÇ PAMUK İŞLEM MİKTARI (TON)



HAZİRAN 25

19%

AĞUSTOS 24

6%

TEMMUZ 24

9%

EYLÜL 24

3%

EKİM 24

2%

KASIM 24

7%

ARALIK 24

15%

OCAK 25

6%

ŞUBAT 25

15%

MART 25

14%

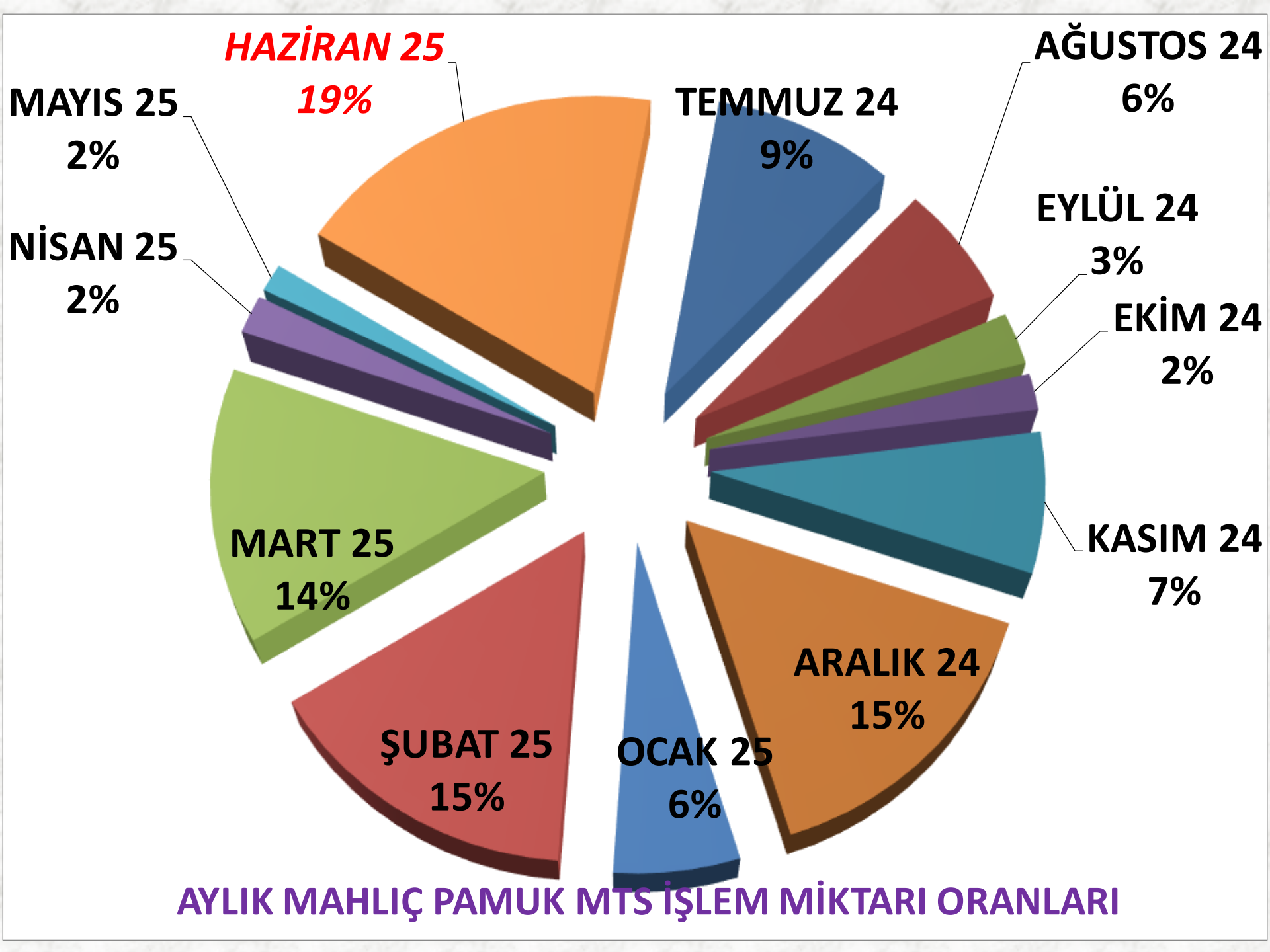
MAYIS 25

2%

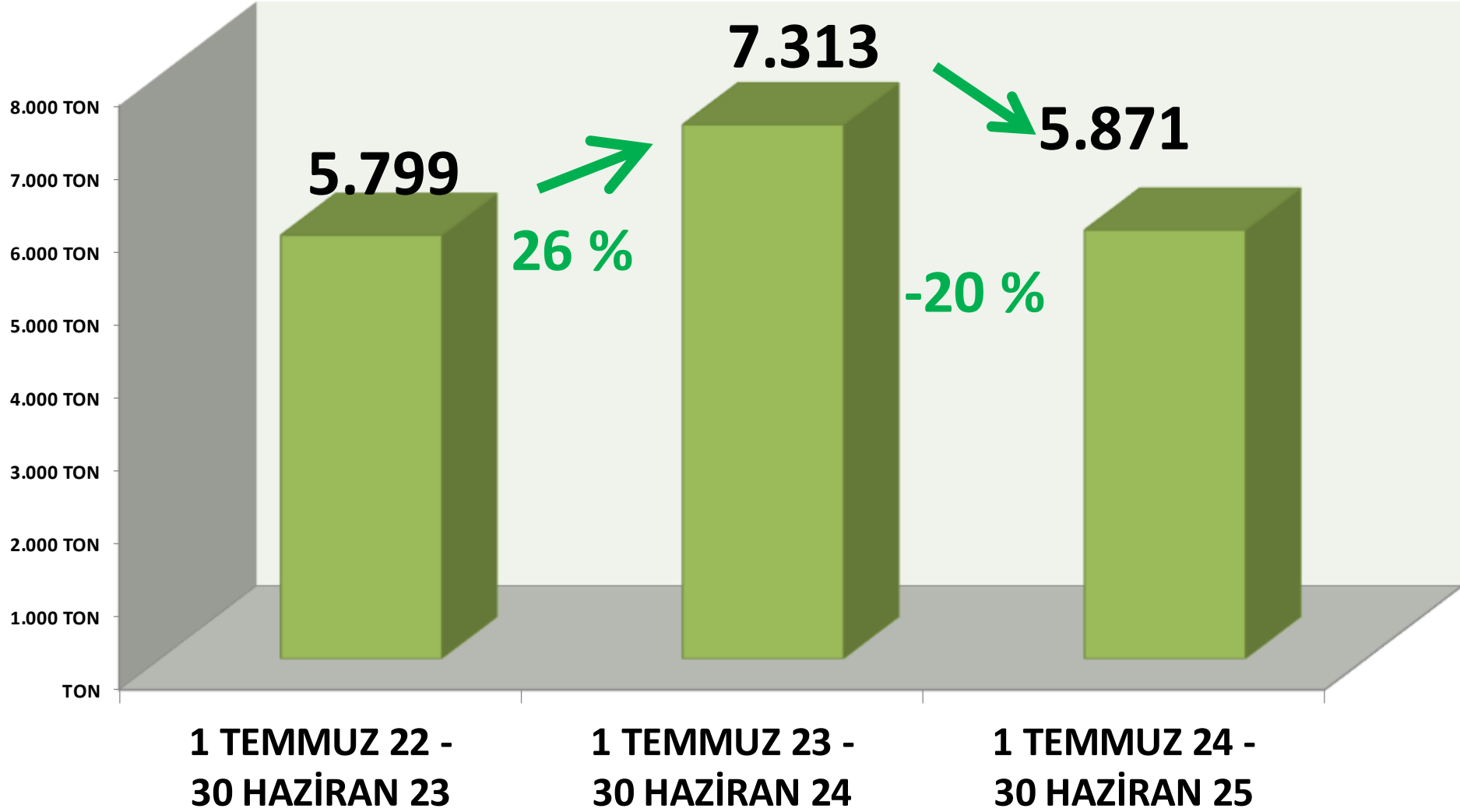
NİSAN 25

2%

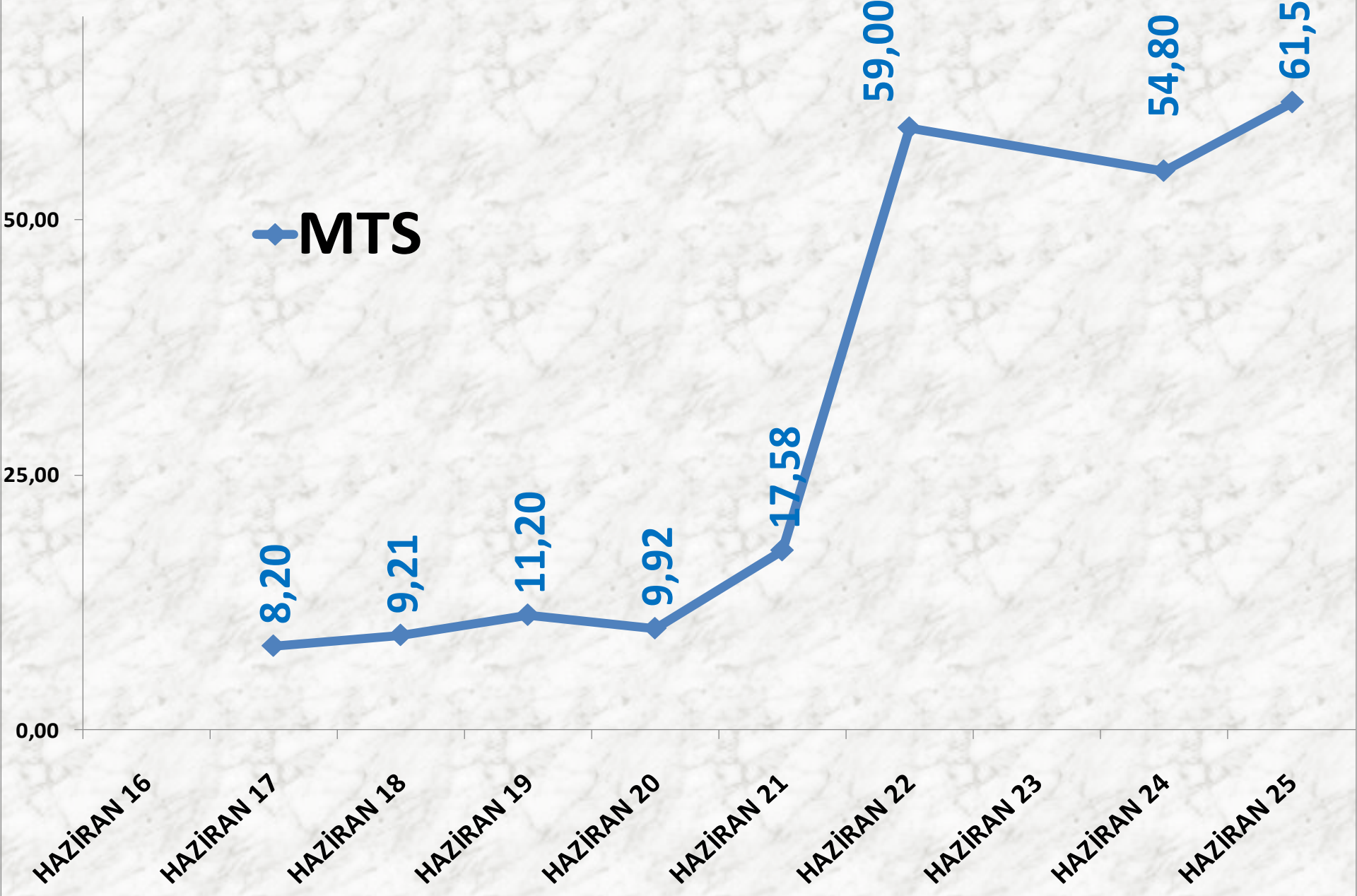
AYLIK MAHLIÇ PAMUK MTS İŞLEM MİKTARI ORANLARI



YILLIK MAHLIÇ PAMUK İŞLEM MİKTARI



HAZİRAN AYLARI MAHLİÇ PAMUK FİYAT TRENDİ (TL)



KEKİK

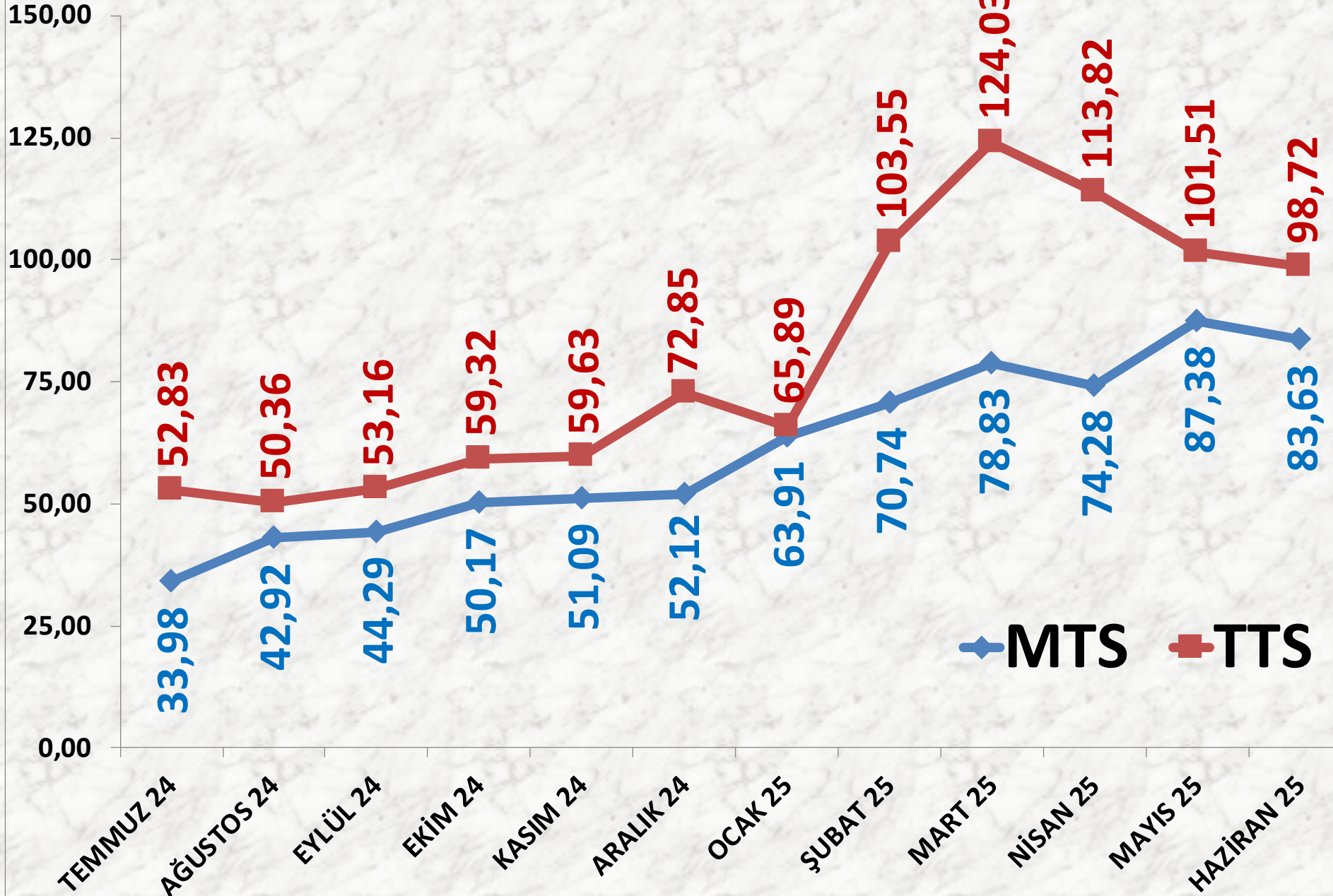
İŞLEM MİKTARI TON	2023 HAZİRAN	2024 HAZİRAN		2025 HAZİRAN	
MTS	526 TON	10%	579 TON	-27%	425 TON
TTS	462 TON	-26%	340 TON	-10%	306 TON

EN AZ FİYAT	2023 HAZİRAN	2024 HAZİRAN		2025 HAZİRAN	
MTS	9,72 TL	113%	20,74 TL	83%	38,00 TL
TTS	11,00 TL	82%	20,00 TL	98%	39,60 TL

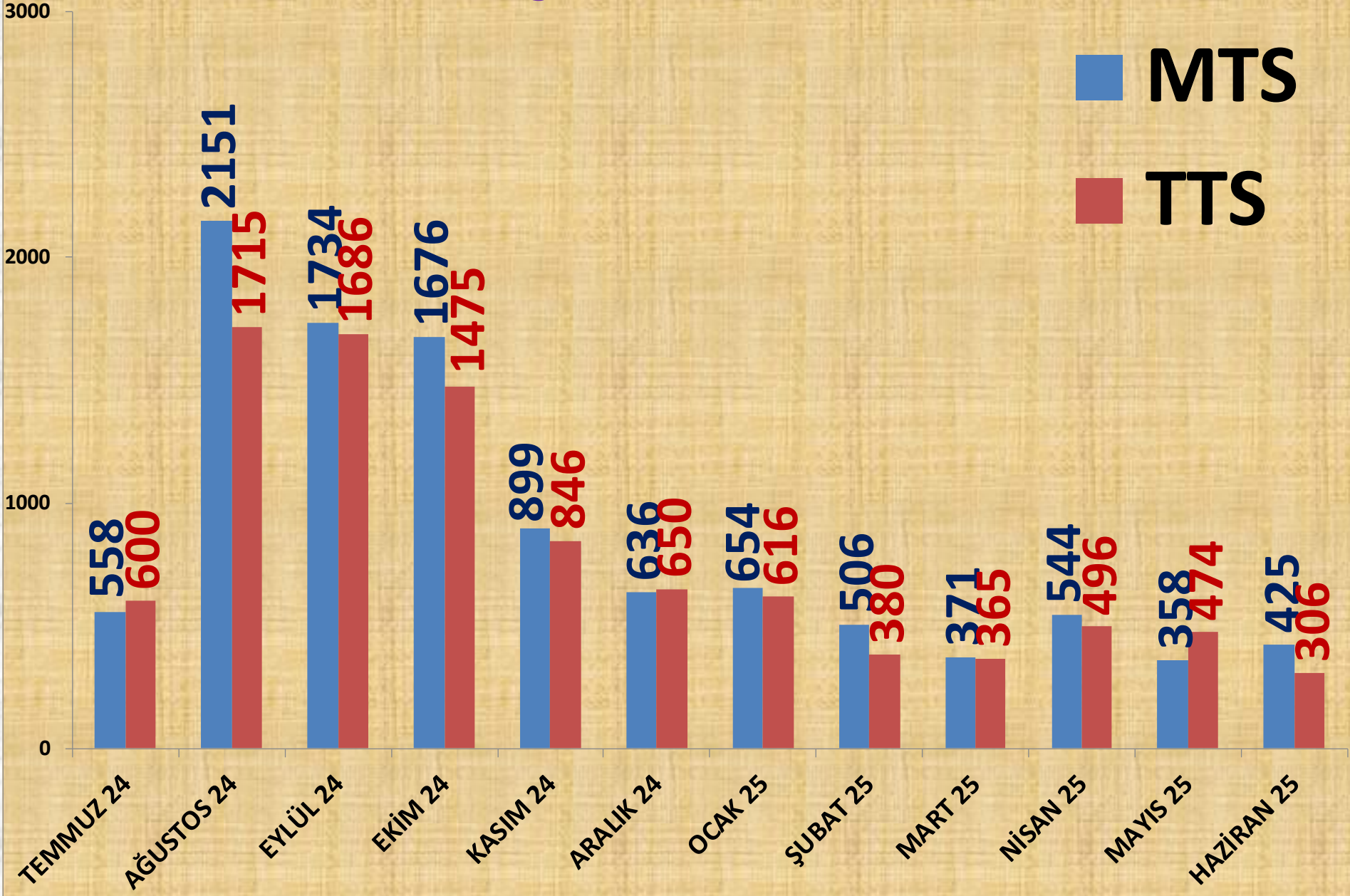
EN ÇOK FİYAT	2023 HAZİRAN	2024 HAZİRAN		2025 HAZİRAN	
MTS	28,34 TL	28%	36,25 TL	203%	110,00 TL
TTS	28,00 TL	158%	72,28 TL	59%	115,00 TL

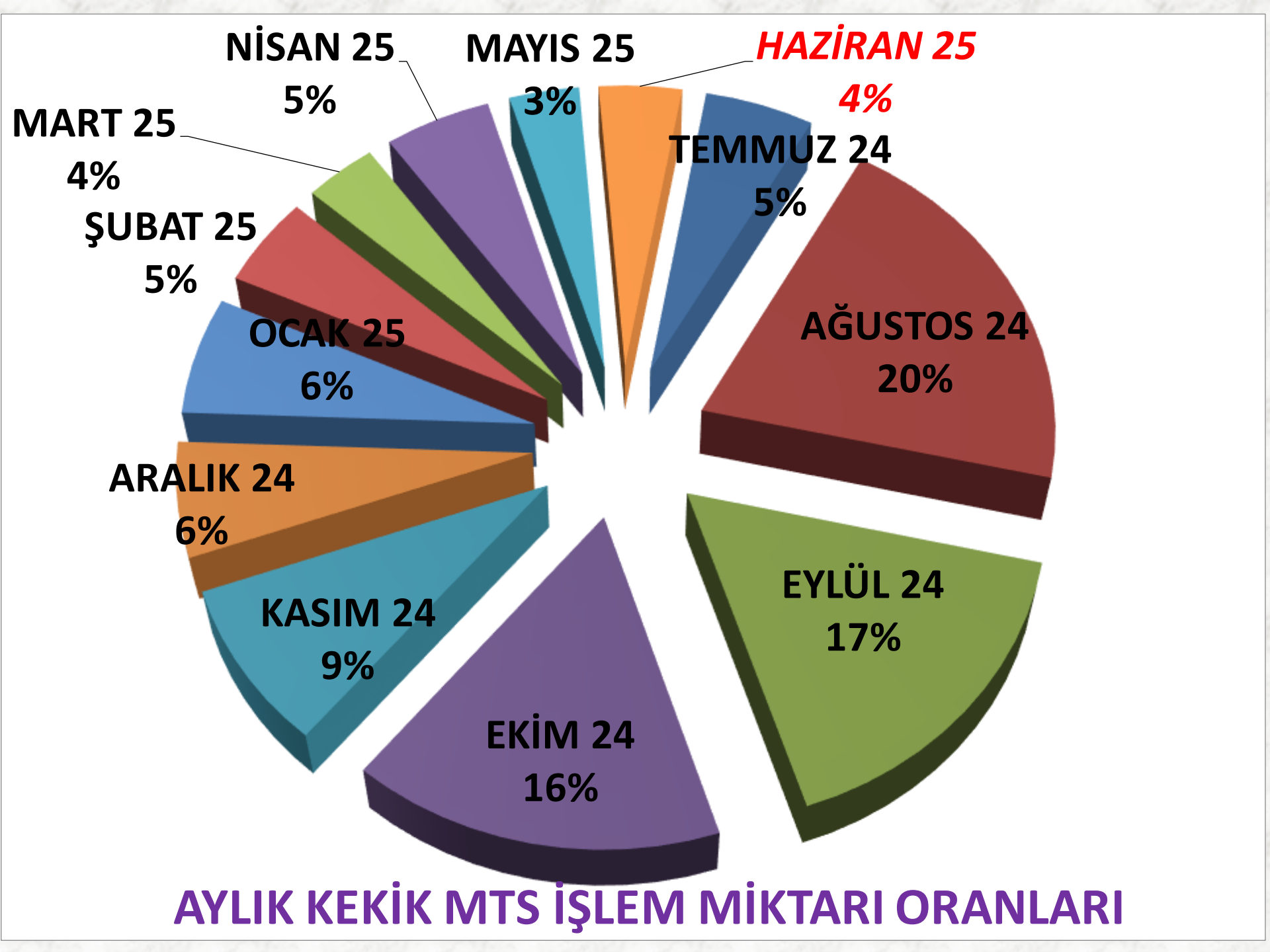
ORTALAMA FİYAT	2023 HAZİRAN	2024 HAZİRAN		2025 HAZİRAN	
MTS	17,04 TL	52%	25,92 TL	223%	83,63 TL
TTS	25,32 TL	75%	44,27 TL	123%	98,72 TL

AYLIK KEKİK FİYAT TRENDİ^(TL)



AYLIK KEKİK İŞLEM MİKTARI (TON)





AYLIK KEKİK MTS İŞLEM MİKTARI ORANLARI

■ TTS

YILLIK KEKİK İŞLEM MİKTARI (TON)

13.915

■ MTS

14.000 TON
12.000 TON
10.000 TON
8.000 TON
6.000 TON
4.000 TON
2.000 TON
TON

1 TEMMUZ 22 -
30 HAZİRAN 23

8.231

9.088

30 %

1 TEMMUZ 23 -
30 HAZİRAN 24

53 %

10.661

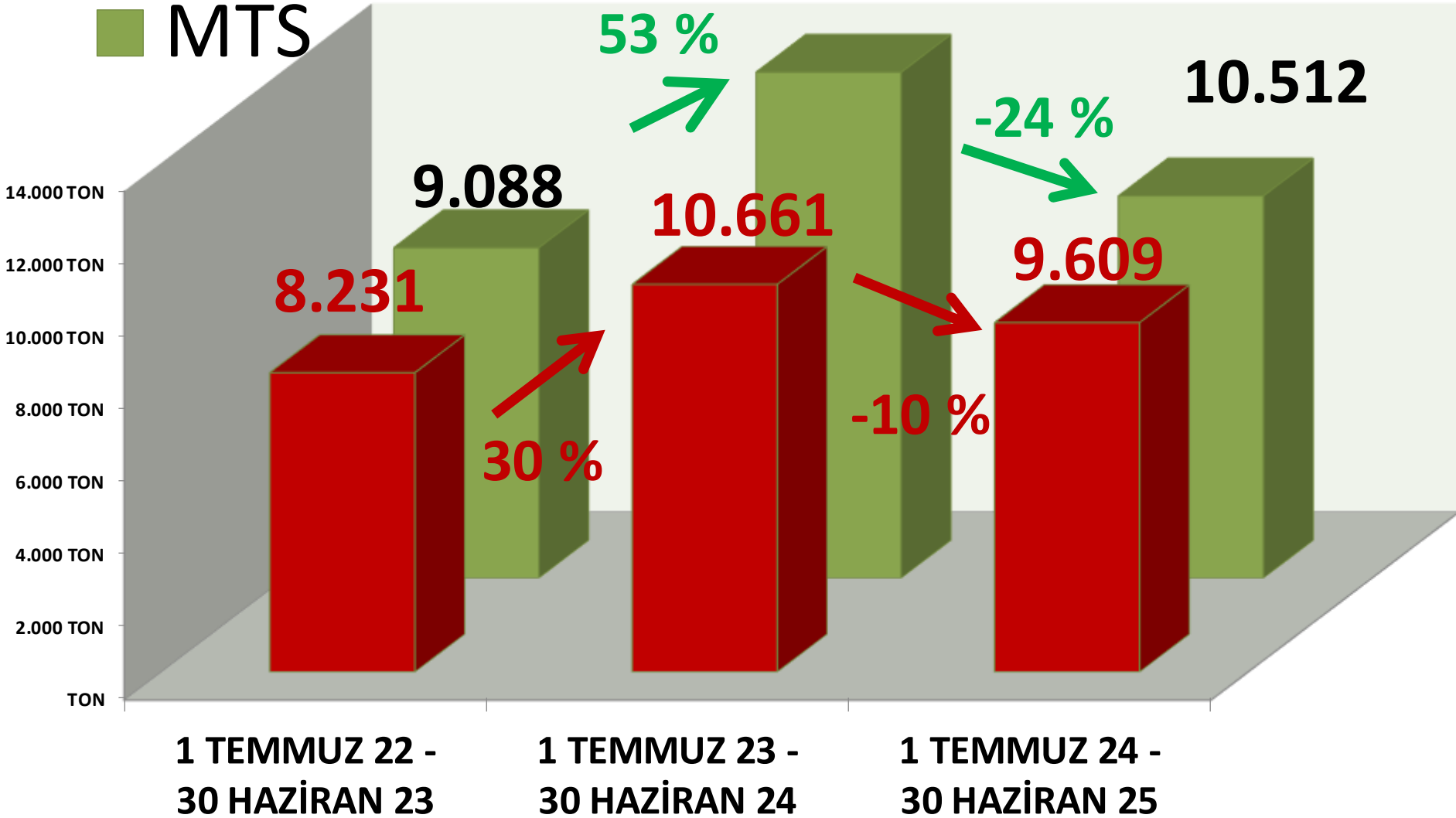
-10 %

1 TEMMUZ 24 -
30 HAZİRAN 25

9.609

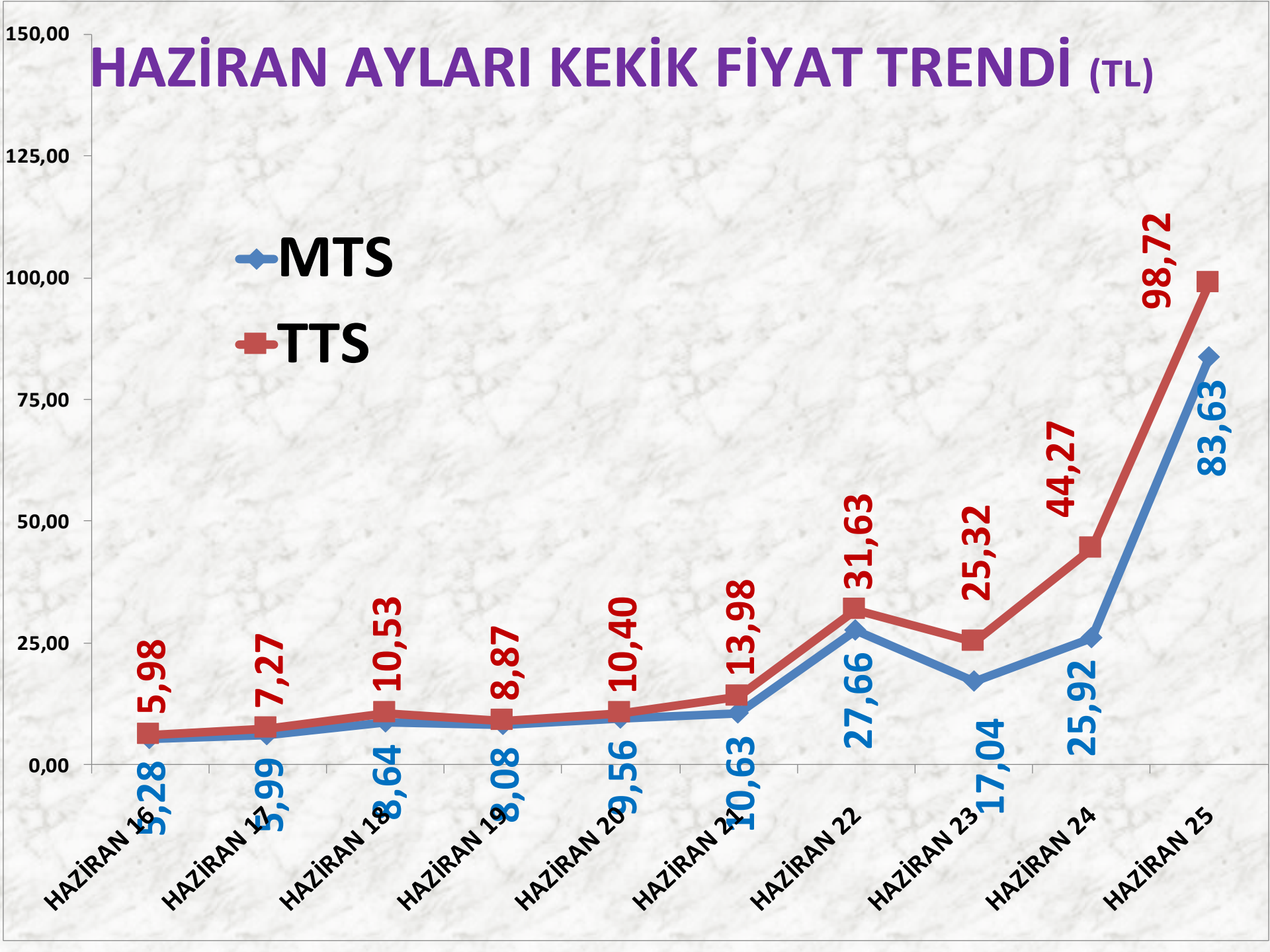
-24 %

10.512



HAZİRAN AYLARI KEKİK FİYAT TRENDİ (TL)

◆ MTS
■ TTS



ANASON

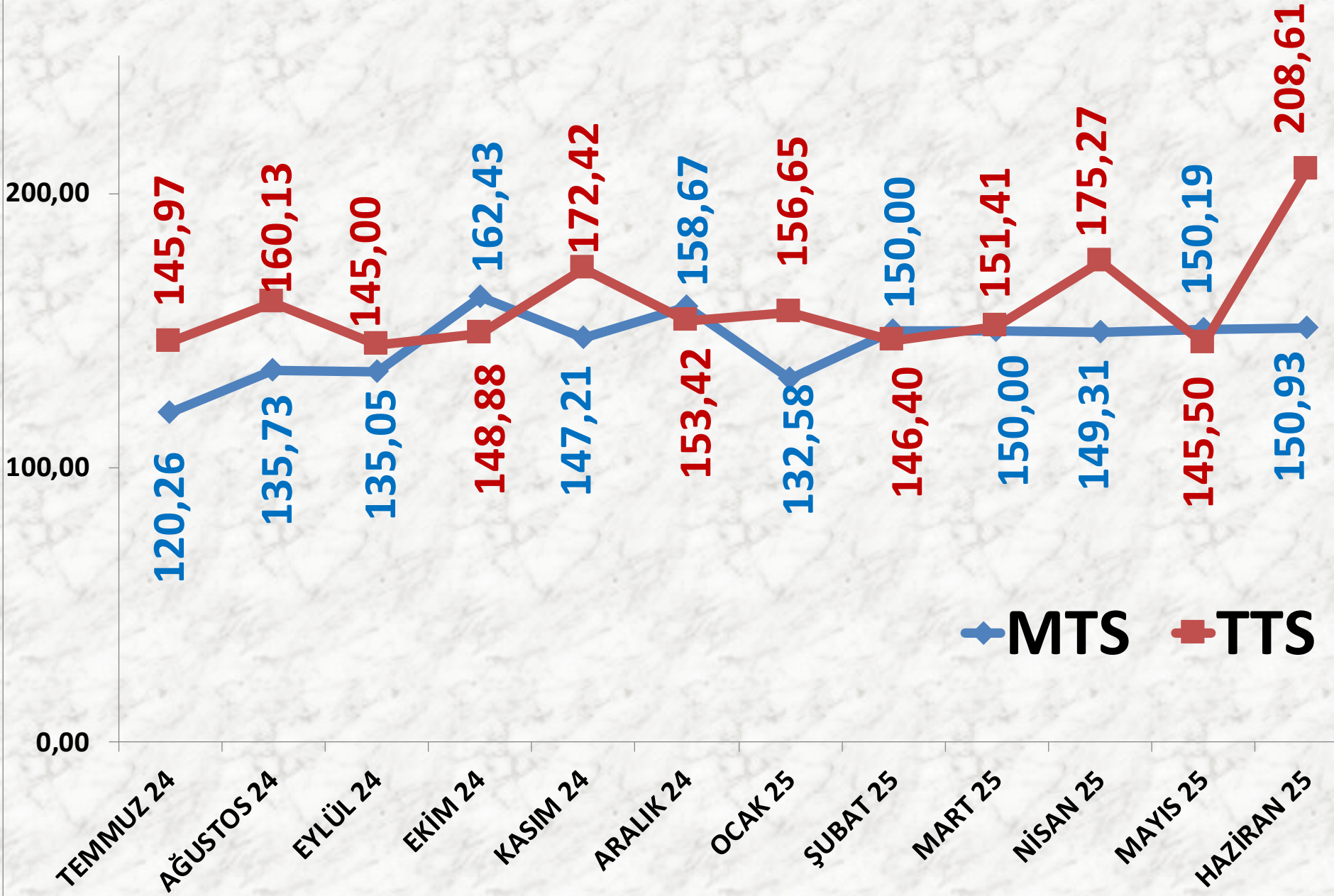
İŞLEM MİKTARI TON	2023 HAZİRAN	2024 HAZİRAN		2025 HAZİRAN	
MTS	8 TON	-	0	-	32 TON
TTS	5 TON	416%	28 TON	-86%	4 TON

EN AZ FİYAT	2023 HAZİRAN	2024 HAZİRAN		2025 HAZİRAN	
MTS	80,00 TL	-	-	-	160,00 TL
TTS	94,75 TL	21%	115,00 TL	39%	160,00 TL

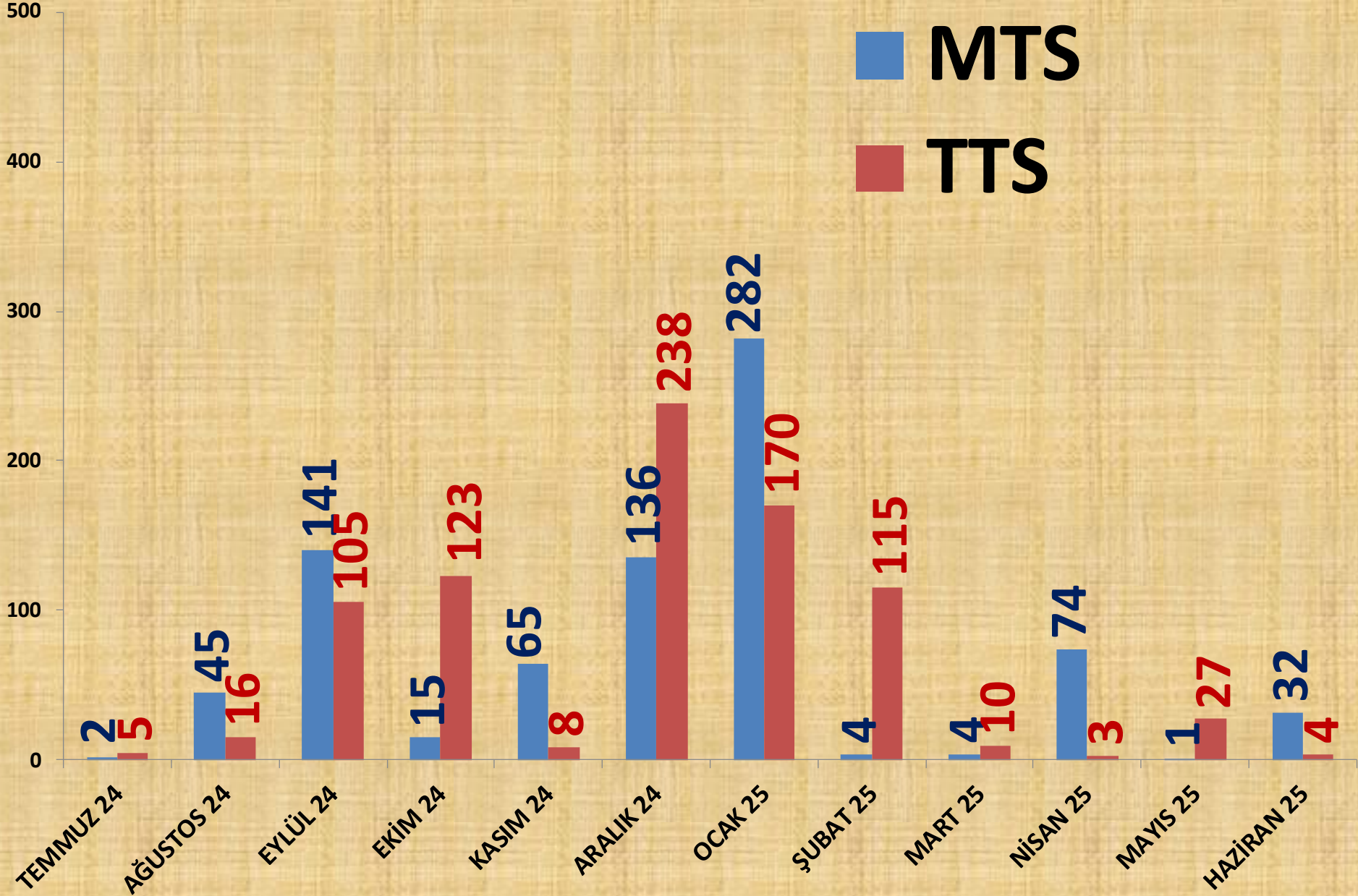
EN ÇOK FİYAT	2023 HAZİRAN	2024 HAZİRAN		2025 HAZİRAN	
MTS	80,00 TL	-	-	-	230,00 TL
TTS	94,75 TL	58%	150,00 TL	53%	230,00 TL

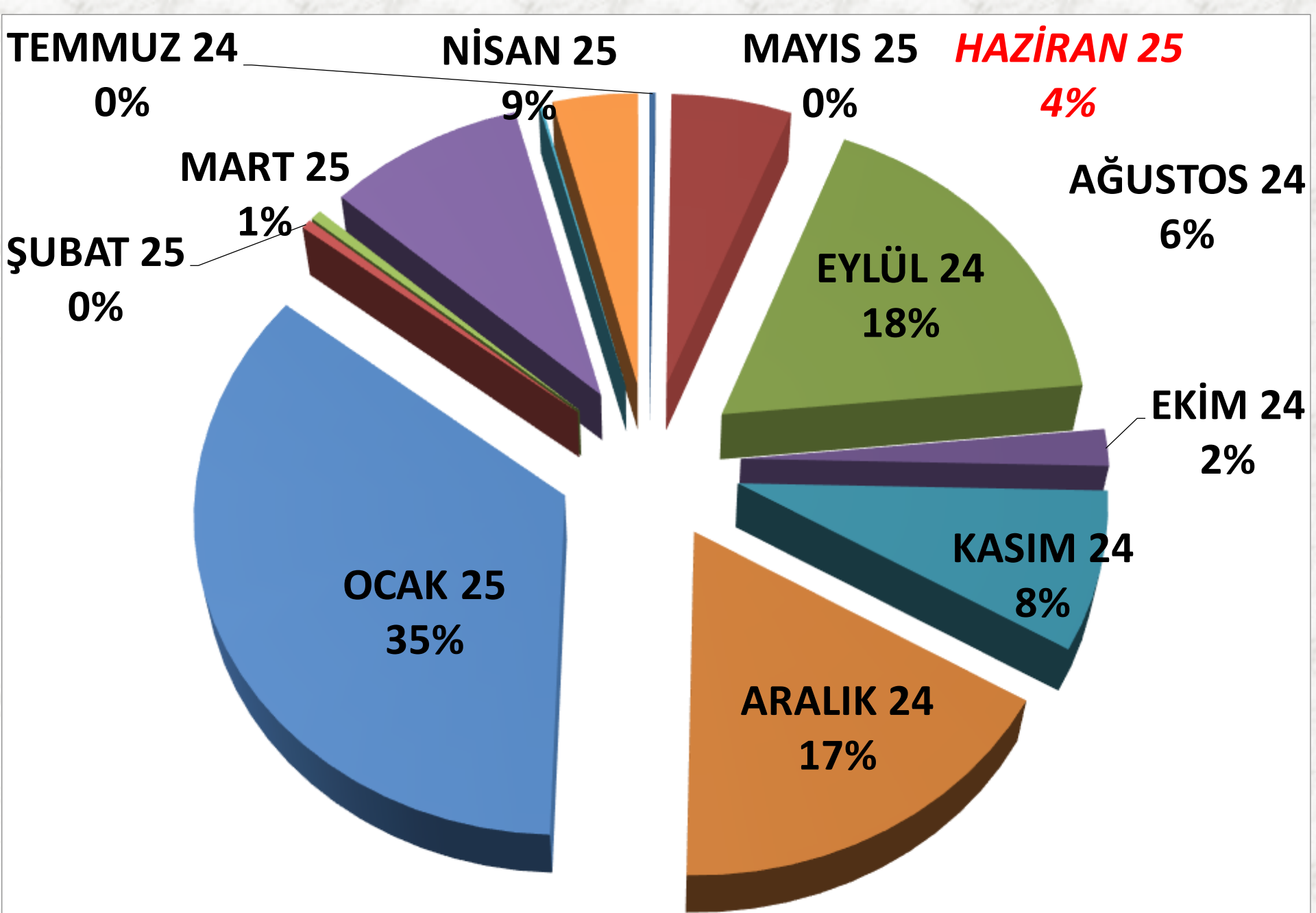
ORTALAMA FİYAT	2023 HAZİRAN	2024 HAZİRAN		2025 HAZİRAN	
MTS	80,00 TL	-	-	-	150,93 TL
TTS	94,75 TL	26%	119,41 TL	75%	208,61 TL

AYLIK ANASON FİYAT TRENDİ (TL)



AYLIK ANASON İŞLEM MİKTARI (TON)



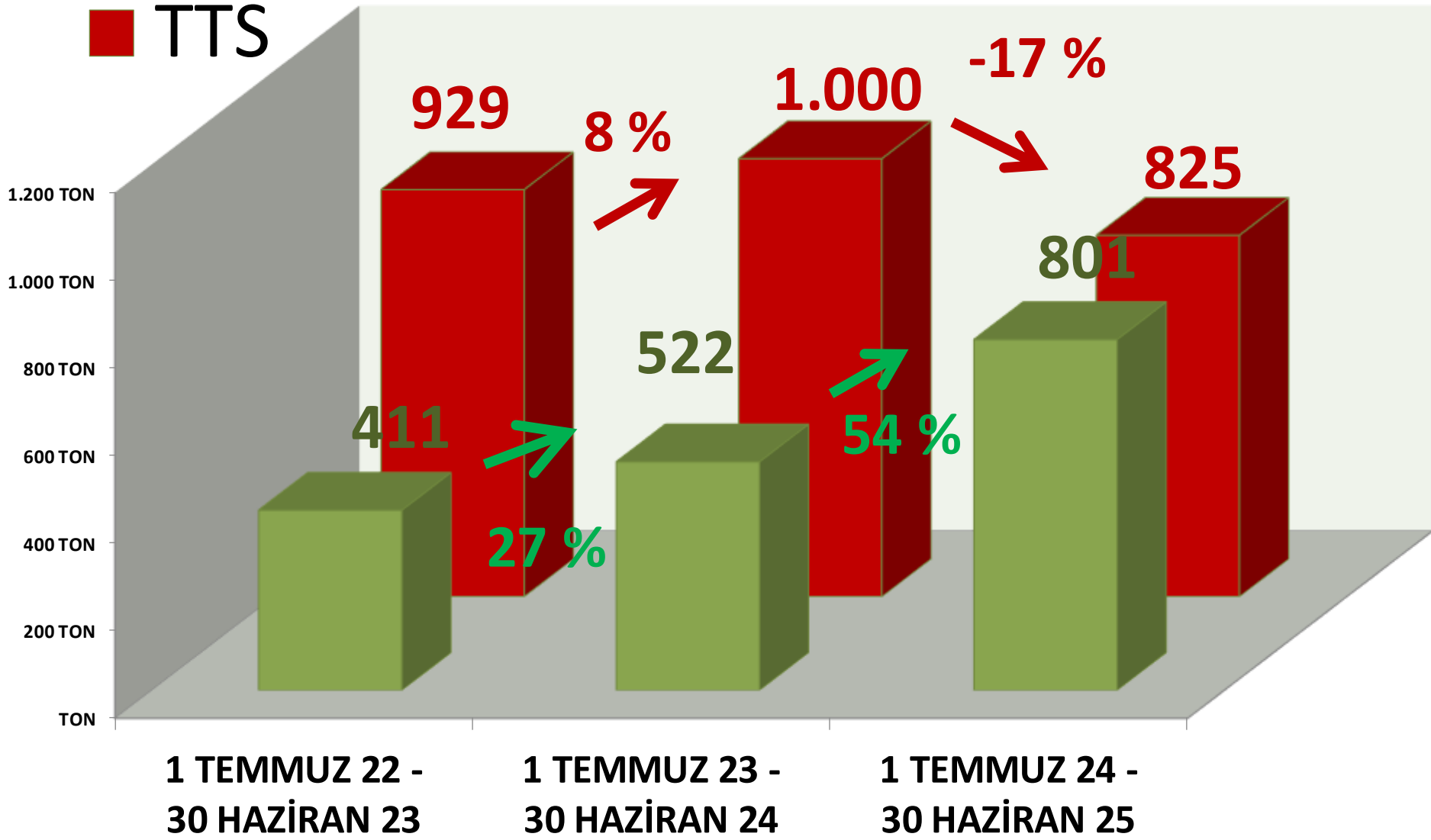


AYLIK ANASON MTS İŞLEM MİKTARI ORANLARI

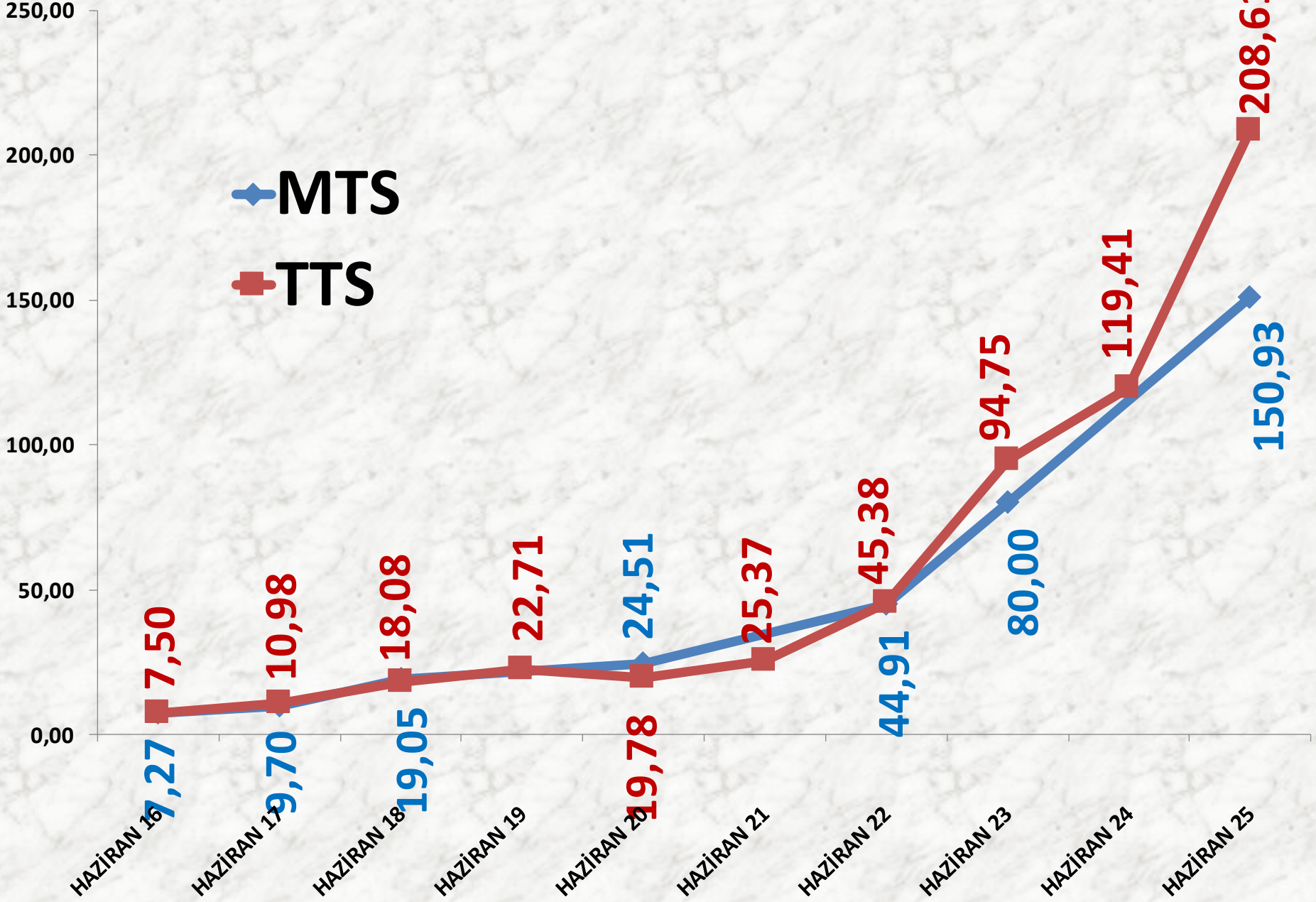
YILLIK ANASON İŞLEM MİKTARI (TON)

■ MTS

■ TTS



HAZİRAN AYLARI ANASON FİYAT TRENDİ (TL)



YAPRAK TÜTÜN

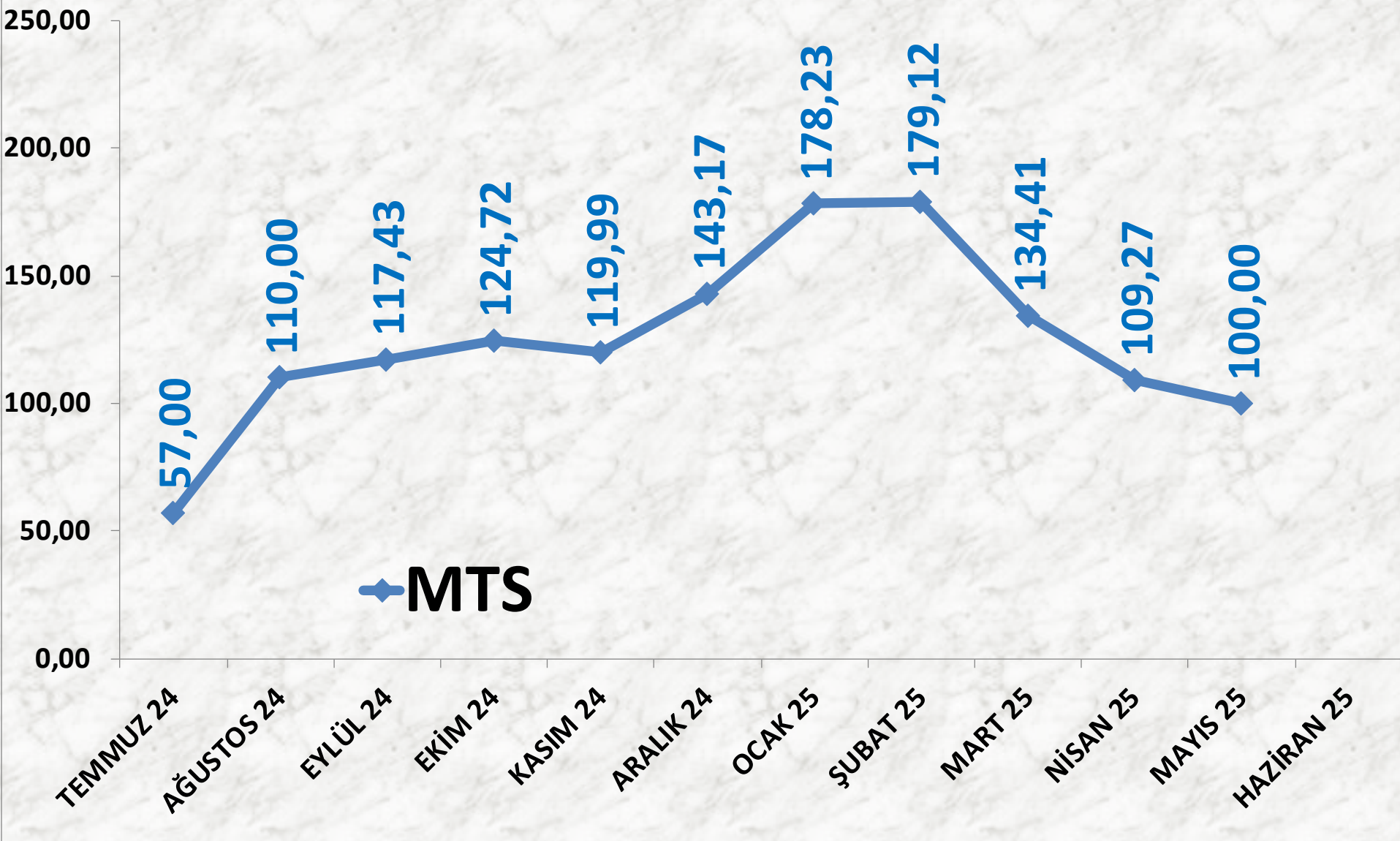
İŞLEM MİKTARI TON	2023 HAZİRAN	2024 HAZİRAN		2025 HAZİRAN	
MTS	0	-	179 TON	-	0

EN AZ FİYAT	2023 HAZİRAN	2024 HAZİRAN		2025 HAZİRAN	
MTS	-	-	40,00 TL	-	-

EN ÇOK FİYAT	2023 HAZİRAN	2024 HAZİRAN		2025 HAZİRAN	
MTS	-	-	40,00 TL	-	-

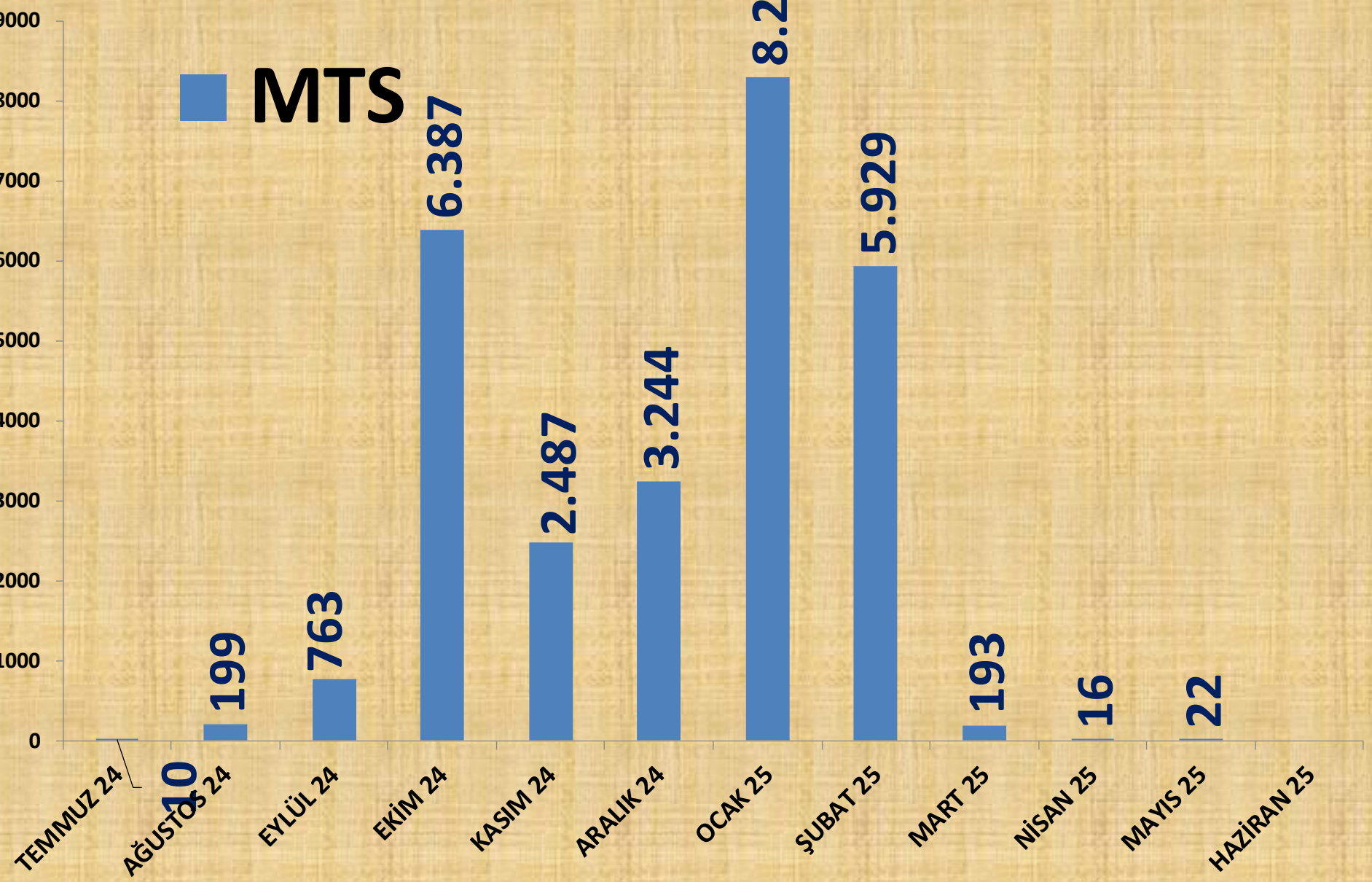
ORTALAMA FİYAT	2023 HAZİRAN	2024 HAZİRAN		2025 HAZİRAN	
MTS	-	-	40,00 TL	-	-

AYLIK TÜTÜN FİYAT TRENDİ (TL)



AYLIK TÜTÜN İŞLEM MİKTARI (TON)

MTS



NİSAN 25

0%

ŞUBAT 25

21%

EYLÜL 24

3%

MART 25

1%

EKİM 24

23%

HAZİRAN 25

0%

OCAK 25

30%

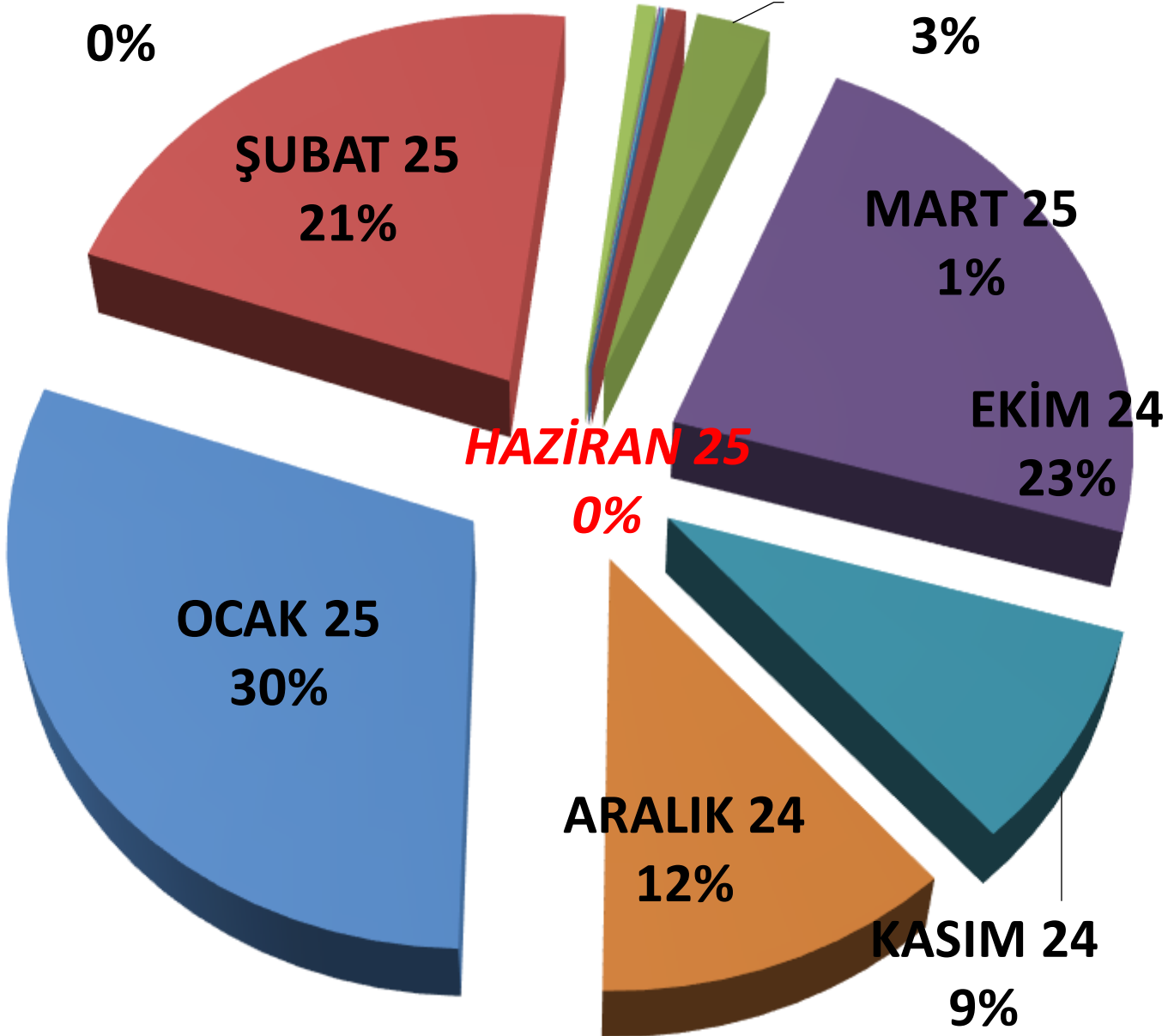
ARALIK 24

12%

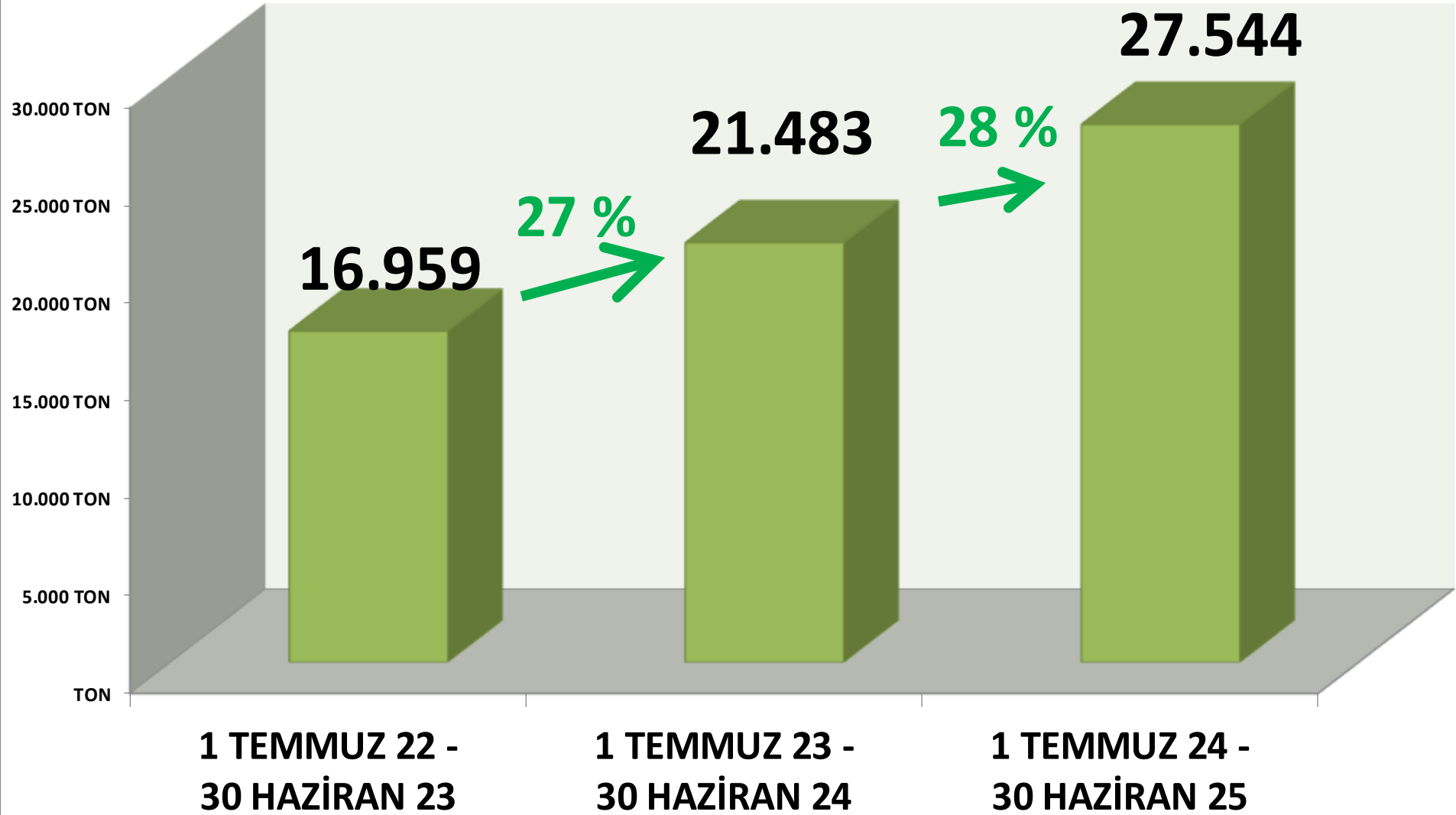
KASIM 24

9%

AYLIK TÜTÜN MTS İŞLEM MİKTARI ORANLARI

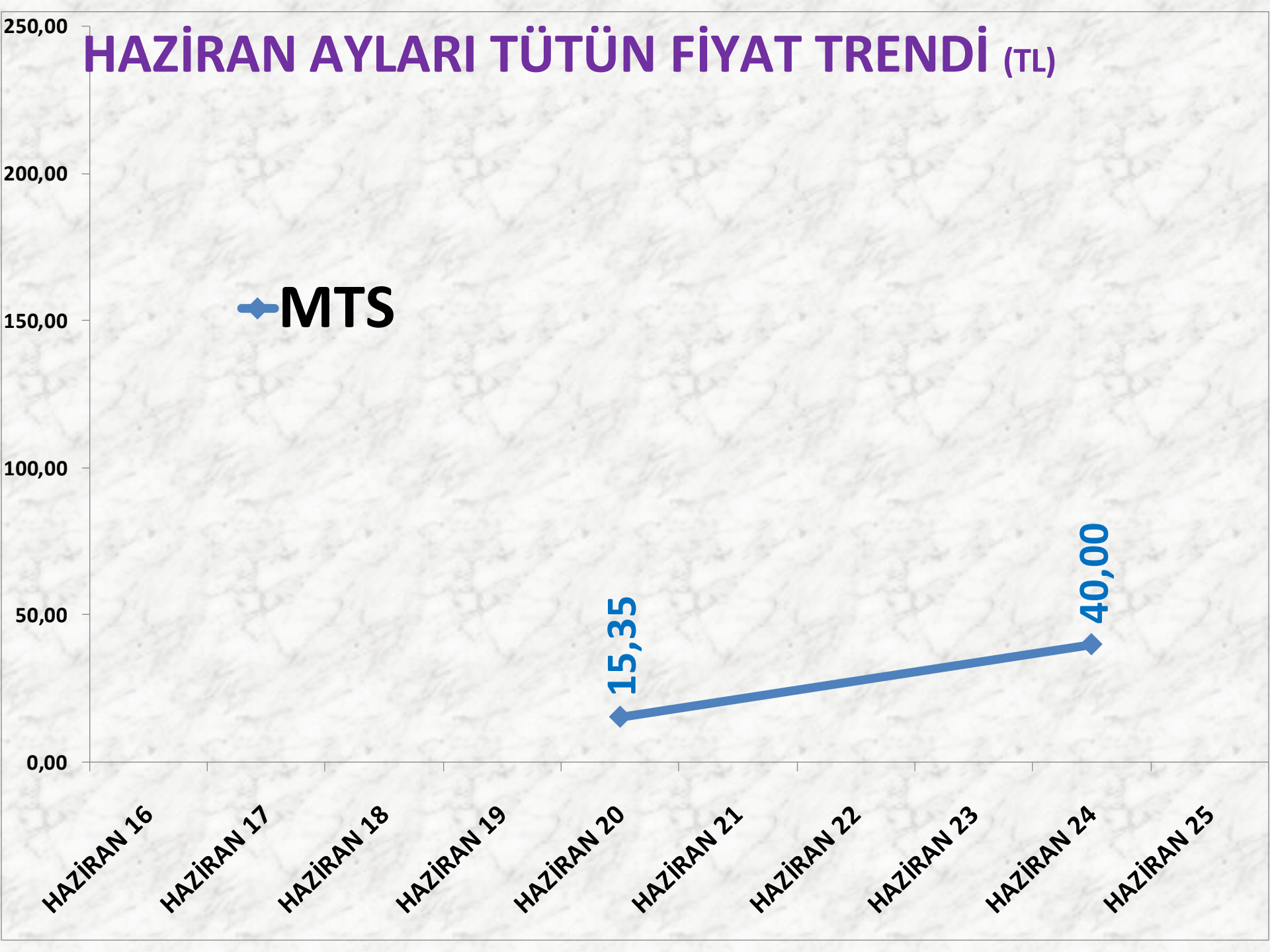


YILLIK TÜTÜN İŞLEM MİKTARI (TON)



HAZİRAN AYLARI TÜTÜN FİYAT TRENDİ (TL)

◆ MTS



KASAPLIK CANLI HAYVAN

BÜYÜKBAŞ İŞLEM MİKTARI

İŞLEM MİKTARI ADET	2023 HAZİRAN	2024 HAZİRAN		2025 HAZİRAN	
MTS	1.123 ADET	32%	1.483 ADET	37%	2.036 ADET
TTS	618 ADET	12%	695 ADET	-48%	360 ADET

KÜÇÜKBAŞ İŞLEM MİKTARI

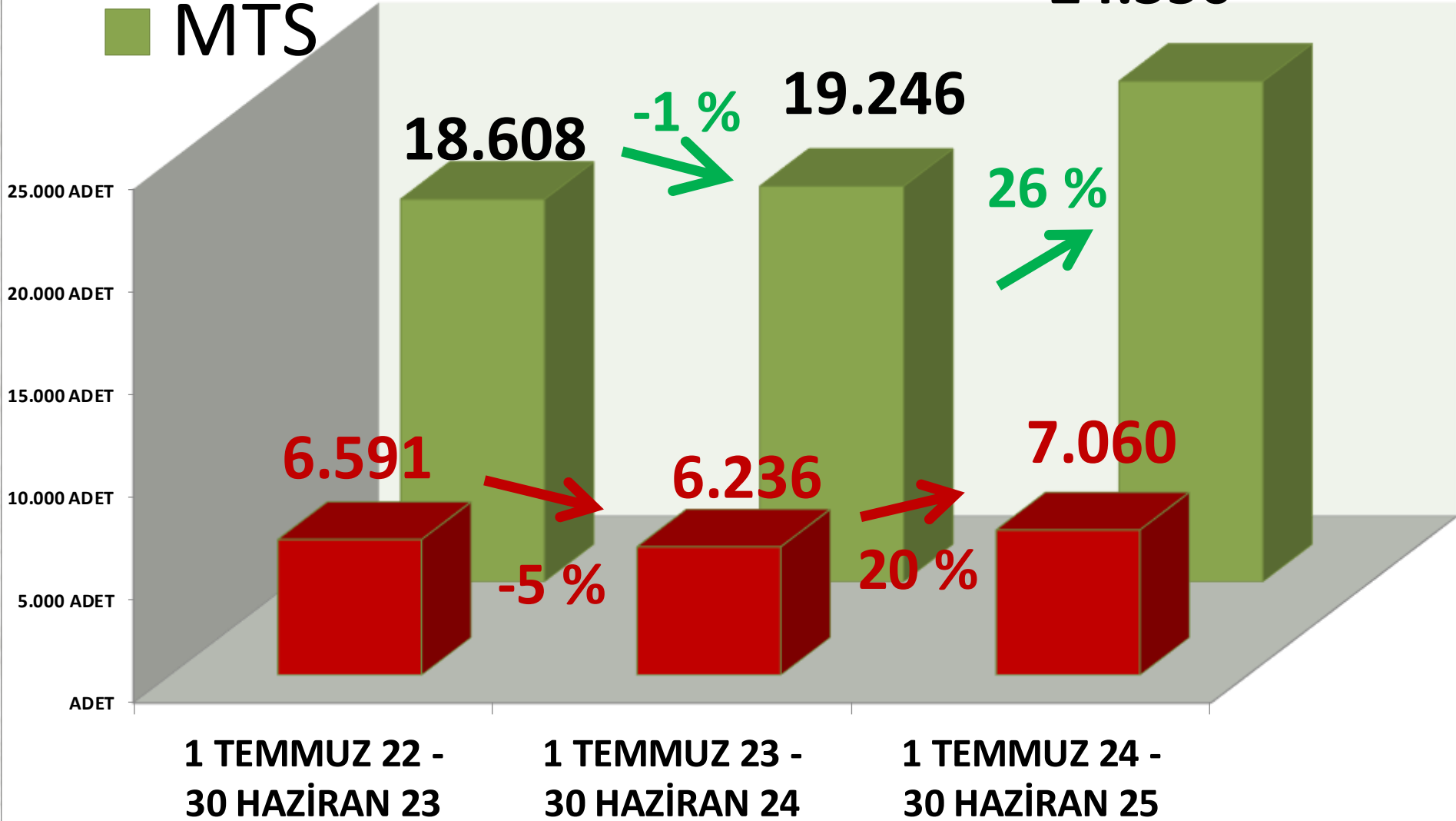
İŞLEM MİKTARI ADET	2023 HAZİRAN	2024 HAZİRAN		2025 HAZİRAN	
MTS	4.546 ADET	36%	6.184 ADET	16%	7.144 ADET
TTS	157 ADET	55%	243 ADET	105%	499 ADET

■ TTS

YILLIK BÜYÜKBAŞ İŞLEM MİKTARI (TON)

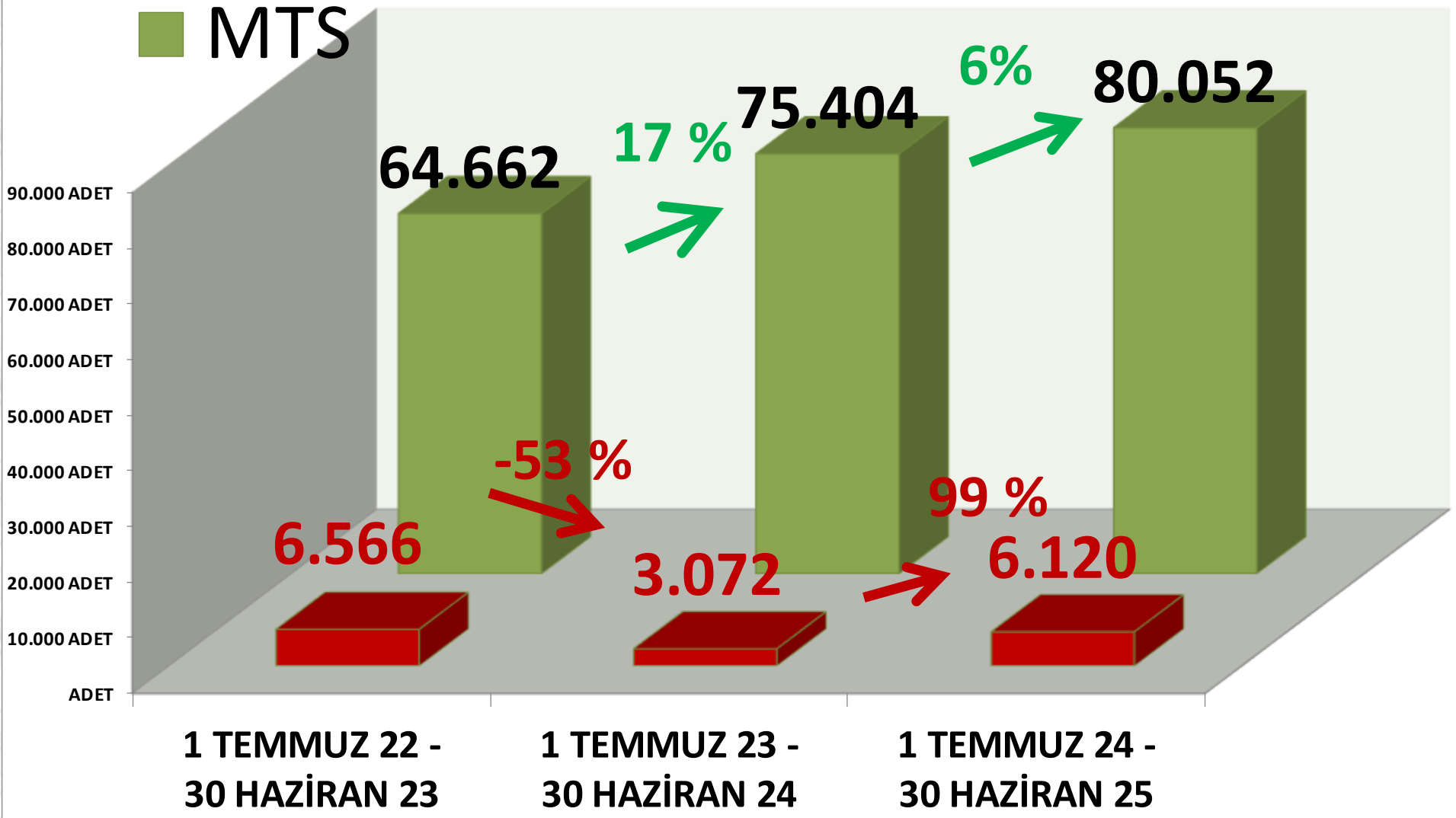
■ MTS

24.350



TTS YILLIK KÜÇÜKBAŞ İŞLEM MİKTARI (TON)

■ TTS
■ MTS





DINLEDİĞİNİZ İÇİN
TEŞEKKÜR EDERİM

RECEP MENGİ

