

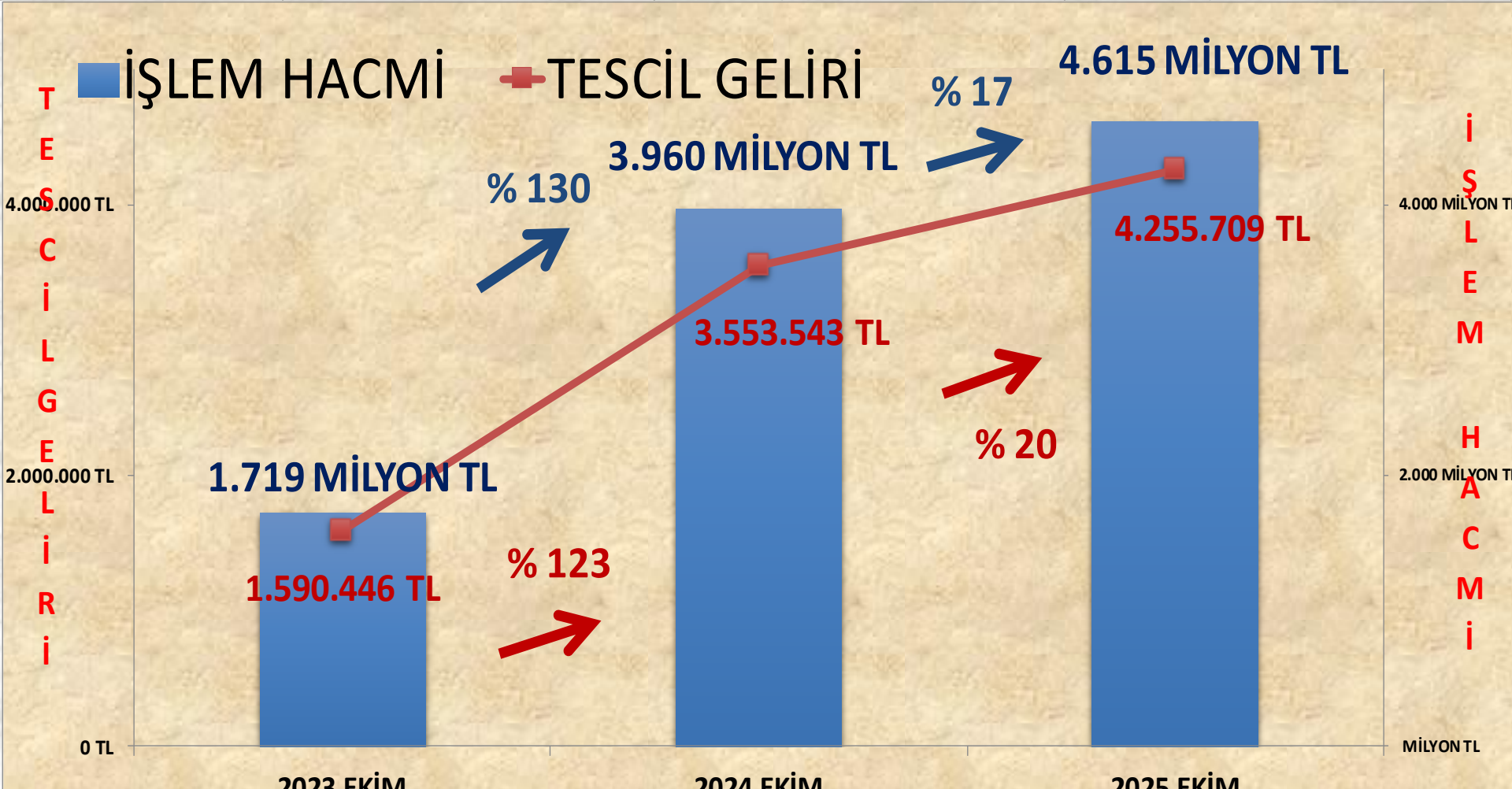


EKİM 2025 TESCİL SUNUMU



İŞLEM HACMİ VE TESCİL GELİRİ VERİLERİ

	2023 EKİM		2024 EKİM		2025 EKİM
İŞLEM HACMİ	1.719 MİLYON TL	130%	3.960 MİLYON TL	17%	4.615 MİLYON TL
TESCİL GELİRİ	1.590.446 TL	123%	3.553.543 TL	20%	4.255.709 TL



2024 EKİM

ÜRÜN GRUBU	Miktar(kg./lt/adet)	Tutar(TL)
BAKLIYAT VE MAMÜLLERİ	1.336.451	63.687.371
BİTKİSEL YAĞLAR	1.005	617.500
KOTASYON DIŐI ÜRÜNLER	77.650.597	2.111.939.728
HAM DERİLER VE BAĞIRSAKLAR	1.894	38.124
HAYVANSAL YAĞLAR	0	0
HUBUBAT .	93.144.405	814.953.129
HUBUBAT MAMÜLLERİ	141.070	1.580.062
KASAPLIK CANLI HAYVANLAR	10.210	273.684.245
KURU MEYVELER	1.463.498	142.787.615
ORMAN MAHSÜLLERİ	847.610	33.831.374
TEKSTİL HAMMADDELERİ	857.899	9.178.056
YAĞLI TOHUMLAR	11.168.659	507.941.610
<u>TOPLAM</u>	186.623.298	3.960.238.814

2025 EKİM

ÜRÜN GRUBU	Miktar(kg./lt/adet)	Tutar(TL)
BAKLİYAT VE MAMÜLLERİ	2.165.213	152.929.539
BİTKİSEL YAĞLAR	2.733	2.044.163
KOTASYON DIŞI ÜRÜNLER	84.360.422	2.806.508.224
HAM DERİLER VE BAĞIRSAKLAR	17.043	289.425
HAYVANSAL YAĞLAR	127	38.485
HUBUBAT .	34.986.762	292.543.395
HUBUBAT MAMÜLLERİ	153.595	3.109.814
KASAPLIK CANLI HAYVANLAR	12.590	497.876.116
KURU MEYVELER	1.474.031	194.796.818
ORMAN MAHSÜLLERİ	328.043	22.143.212
TEKSTİL HAMMADDELERİ	0	2.894.286
YAĞLI TOHUMLAR	8.960.986	639.526.667
<u>TOPLAM</u>	132.461.545	4.614.700.143

2024 EKİM - 2025 EKİM DEĞİŞİM

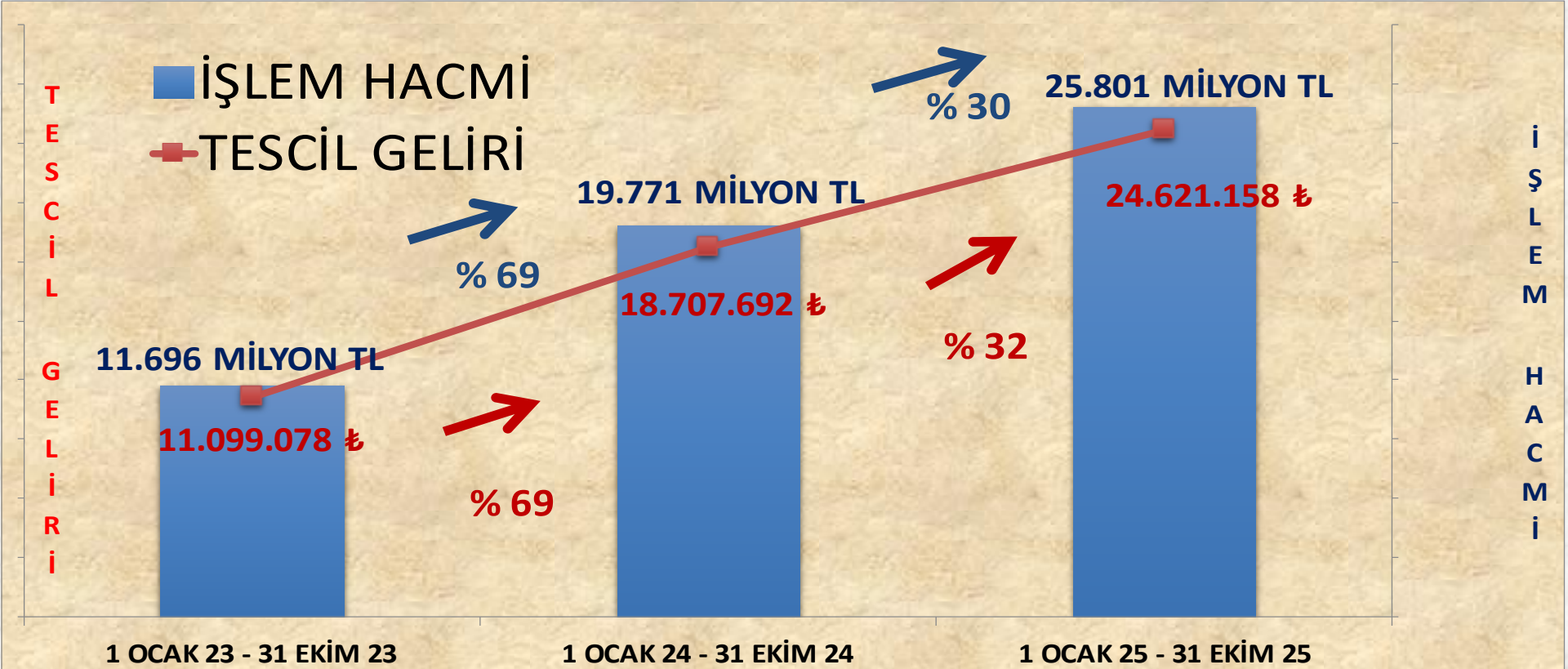
ÜRÜN GRUBU	Miktar(kg./lt/adet)	Tutar(TL)
BAKLİYAT VE MAMÜLLERİ	828.761	89.242.168
BİTKİSEL YAĞLAR	1.728	1.426.663
KOTASYON DIŞI ÜRÜNLER	6.709.825	694.568.496
HAM DERİLER VE BAĞIRSAKLAR	15.149	251.301
HAYVANSAL YAĞLAR	127	38.485
HUBUBAT .	-58.157.643	-522.409.734
HUBUBAT MAMÜLLERİ	12.525	1.529.752
KASAPLIK CANLI HAYVANLAR	2.380	224.191.871
KURU MEYVELER	10.532	52.009.203
ORMAN MAHSÜLLERİ	-519.567	-11.688.162
TEKSTİL HAMMADDELERİ	-857.899	-6.283.771
YAĞLI TOHUMLAR	-2.207.673	131.585.057
<u>TOPLAM</u>	-54.161.753	654.461.329

2024 EKİM - 2025 EKİM DEĞİŞİM ORANI

ÜRÜN GRUBU	Miktar(kg./lt/adet)	Tutar(TL)
BAKLİYAT VE MAMÜLLERİ	62%	140%
BİTKİSEL YAĞLAR	172%	231%
KOTASYON DIŞI ÜRÜNLER	9%	33%
HAM DERİLER VE BAĞIRSAKLAR	800%	659%
HAYVANSAL YAĞLAR	-	-
HUBUBAT .	-62%	-64%
HUBUBAT MAMÜLLERİ	9%	97%
KASAPLIK CANLI HAYVANLAR	23%	82%
KURU MEYVELER	1%	36%
ORMAN MAHSÜLLERİ	-61%	-35%
TEKSTİL HAMMADDELERİ	-100%	-68%
YAĞLI TOHUMLAR	-20%	26%
<u>TOPLAM</u>	-29%	17%

İŞLEM HACMİ VE TESCİL GELİRİ VERİLERİ

	1 OCAK 23 - 31 EKİM 23	1 OCAK 24 - 31 EKİM 24	1 OCAK 25 - 31 EKİM 25
İŞLEM HACMI	11.696 MİLYON TL	19.771 MİLYON TL	25.801 MİLYON TL
TESCİL GELİRİ	11.099.078 TL	18.707.692 TL	24.621.158 TL



1 OCAK - 31 EKİM 2024

	Miktar(kg./lt/adet)	Tutar(TL)
BAKLİYAT VE MAMÜLLERİ	6.543.612	306.897.973
BITKİSEL YAĞLAR	73.740	17.964.448
KOTASYON DIŐI ÜRÜNLER	768.457.206	11.287.073.372
HAM DERİLER VE BAĞIRSAKLAR	89.630	1.704.615
HAYVANSAL YAĞLAR	1.295	411.313
HUBUBAT .	300.745.037	2.391.075.143
HUBUBAT MAMÜLLERİ	1.612.081	16.883.858
KASAPLIK CANLI HAYVANLAR	91.126	2.134.998.688
KURU MEYVELER	10.865.322	866.315.939
ORMAN MAHSÜLLERİ	2.420.563	86.413.382
TEKSTİL HAMMADDELERİ	22.448.278	574.699.298
YAĞLI TOHUMLAR	50.284.254	2.086.827.283
<u>TOPLAM</u>	1.163.632.145	19.771.265.311

1 OCAK - 31 EKİM 2025

	Miktar(kg./lt/adet)	Tutar(TL)
BAKLİYAT VE MAMÜLLERİ	8.233.254	482.100.105
BITKİSEL YAĞLAR	70.467	15.716.259
KOTASYON DIŐI ÜRÜNLER	674.170.789	14.923.287.045
HAM DERİLER VE BAĞIRSAKLAR	124.167	2.728.576
HAYVANSAL YAĞLAR	3.628	1.090.728
HUBUBAT .	198.992.782	2.114.939.058
HUBUBAT MAMÜLLERİ	2.734.002	47.303.306
KASAPLIK CANLI HAYVANLAR	105.709	3.823.030.090
KURU MEYVELER	7.886.877	867.373.072
ORMAN MAHSÜLLERİ	3.577.363	130.985.042
TEKSTİL HAMMADDELERİ	11.056.575	444.453.997
YAĞLI TOHUMLAR	55.005.569	2.948.407.081
<u>TOPLAM</u>	961.961.183	25.801.414.359

1 OCAK - 31 EKİM 2024-25 DEĞİŞİM

	Miktar(kg./lt/adet)	Tutar(TL)
BAKLİYAT VE MAMÜLLERİ	1.689.642	175.202.132
BİTKİSEL YAĞLAR	-3.273	-2.248.189
KOTASYON DIŞI ÜRÜNLER	-94.286.417	3.636.213.673
HAM DERİLER VE BAĞIRSAKLAR	34.537	1.023.961
HAYVANSAL YAĞLAR	2.333	679.416
HUBUBAT .	-101.752.255	-276.136.084
HUBUBAT MAMÜLLERİ	1.121.921	30.419.449
KASAPLIK CANLI HAYVANLAR	14.583	1.688.031.402
KURU MEYVELER	-2.978.445	1.057.134
ORMAN MAHSÜLLERİ	1.156.800	44.571.660
TEKSTİL HAMMADDELERİ	-11.391.703	-130.245.301
YAĞLI TOHUMLAR	4.721.315	861.579.797
<u>TOPLAM</u>	-201.670.963	6.030.149.048

1 OCAK - 31 EKİM 2024 -25 DEĞİŞİM ORANI

	Miktar(kg./lt/adet)	Tutar(TL)
BAKLİYAT VE MAMÜLLERİ	26%	57%
BITKİSEL YAĞLAR	-4%	-13%
KOTASYON DIŞI ÜRÜNLER	-12%	32%
HAM DERİLER VE BAĞIRSAKLAR	39%	60%
HAYVANSAL YAĞLAR	180%	165%
HUBUBAT .	-34%	-12%
HUBUBAT MAMÜLLERİ	70%	180%
KASAPLIK CANLI HAYVANLAR	16%	79%
KURU MEYVELER	-27%	0%
ORMAN MAHSÜLLERİ	48%	52%
TEKSTİL HAMMADDELERİ	-51%	-23%
YAĞLI TOHUMLAR	9%	41%
<u>TOPLAM</u>	-17%	30%

ARPA

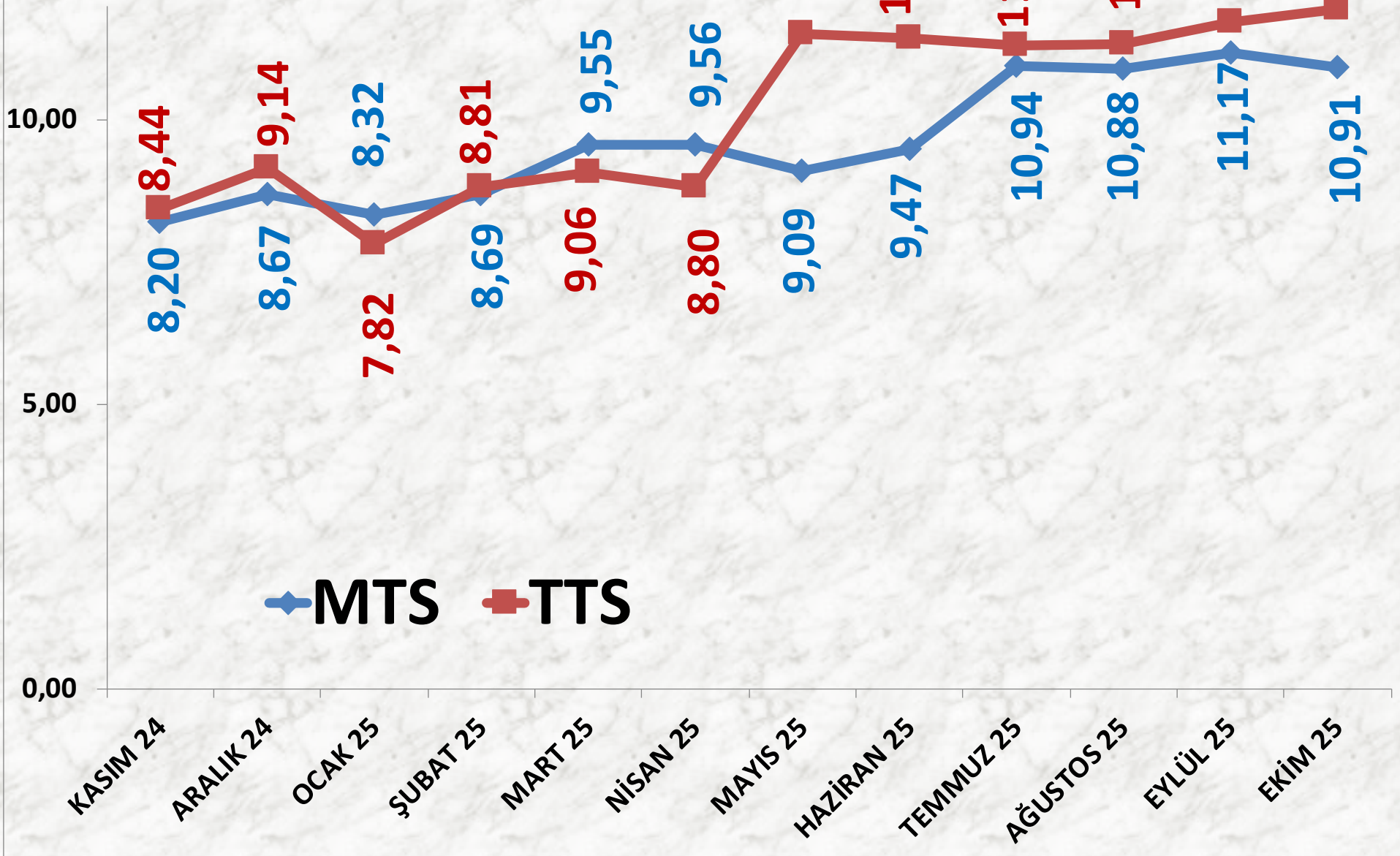
İŞLEM MİKTARI TON	2023 EKİM	2024 EKİM		2025 EKİM	
MTS	3.391 TON	13%	3.831 TON	-70%	1.137 TON
TTS	1.565 TON	292%	6.141 TON	-85%	949 TON

EN AZ FİYAT	2023 EKİM	2024 EKİM		2025 EKİM	
MTS	5,00 TL	10%	5,48 TL	64%	9,00 TL
TTS	5,50 TL	32%	7,25 TL	55%	11,25 TL

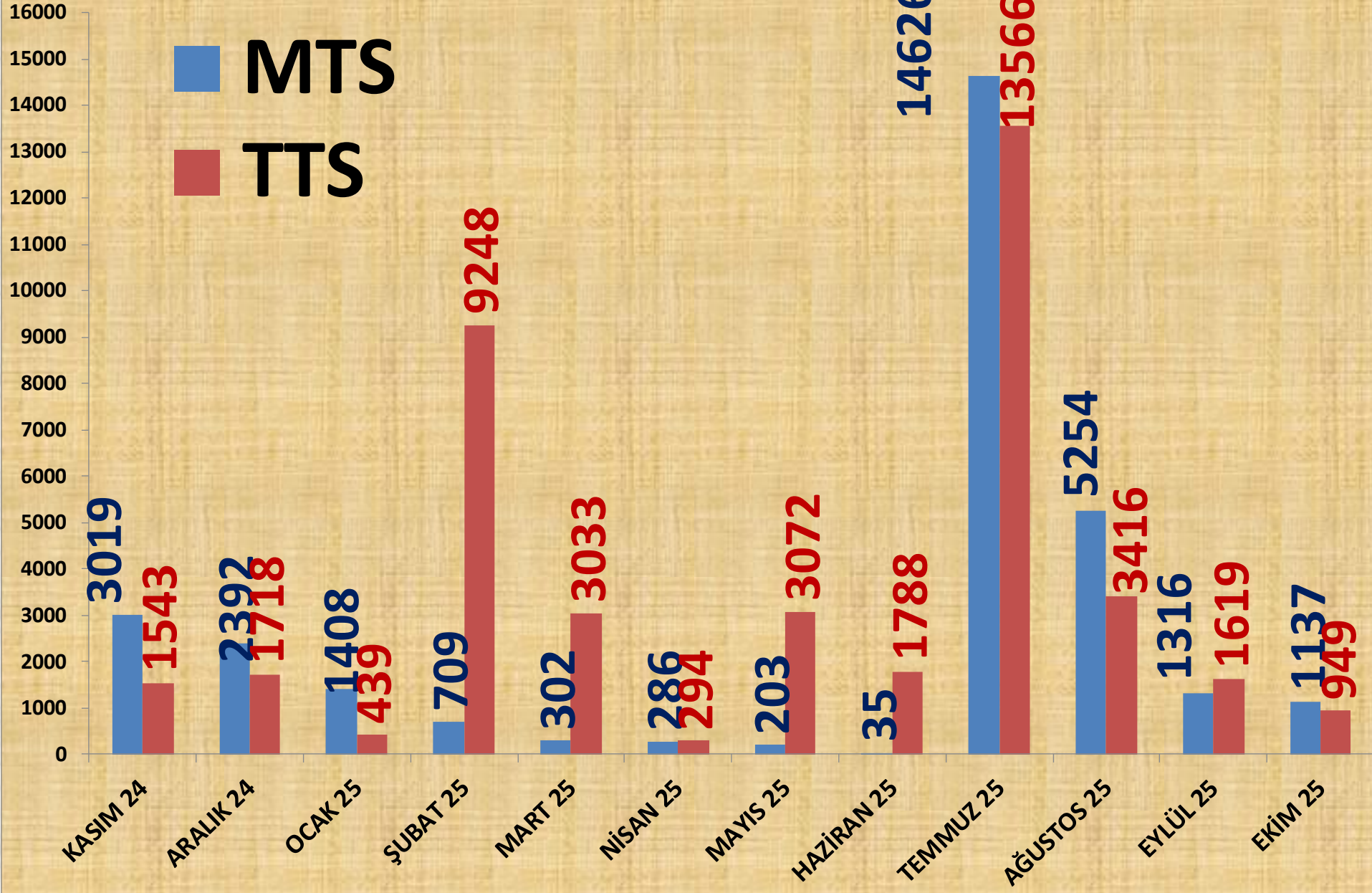
EN ÇOK FİYAT	2023 EKİM	2024 EKİM		2025 EKİM	
MTS	6,50 TL	34%	8,70 TL	36%	11,79 TL
TTS	6,80 TL	32%	9,00 TL	67%	15,00 TL

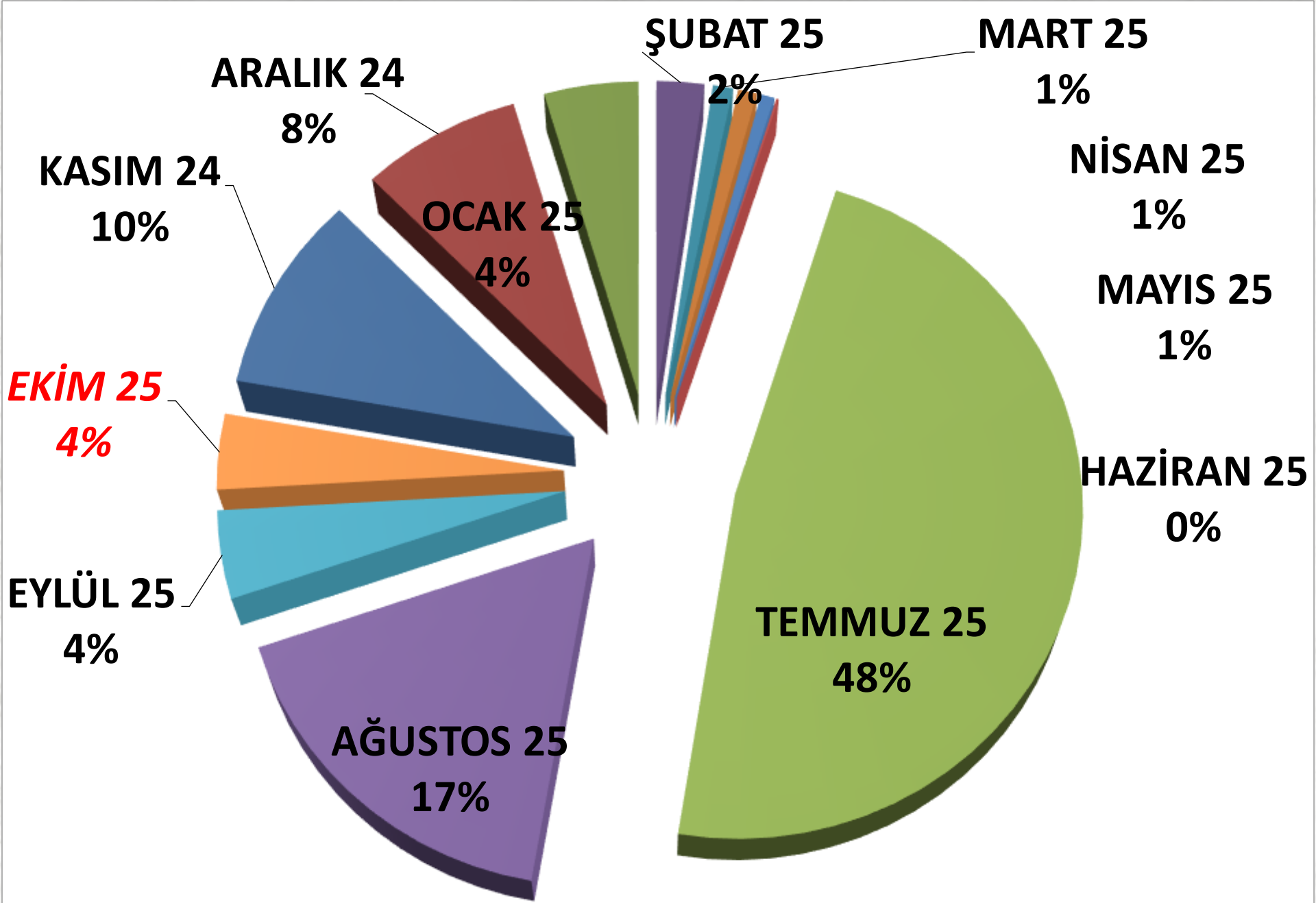
ORTALAMA FİYAT	2023 EKİM	2024 EKİM		2025 EKİM	
MTS	5,71 TL	40%	8,01 TL	36%	10,91 TL
TTS	5,95 TL	41%	8,39 TL	42%	11,94 TL

AYLIK ARPA FİYAT TRENDİ (TL)



AYLIK ARPA İŞLEM MİKTARI (TON)



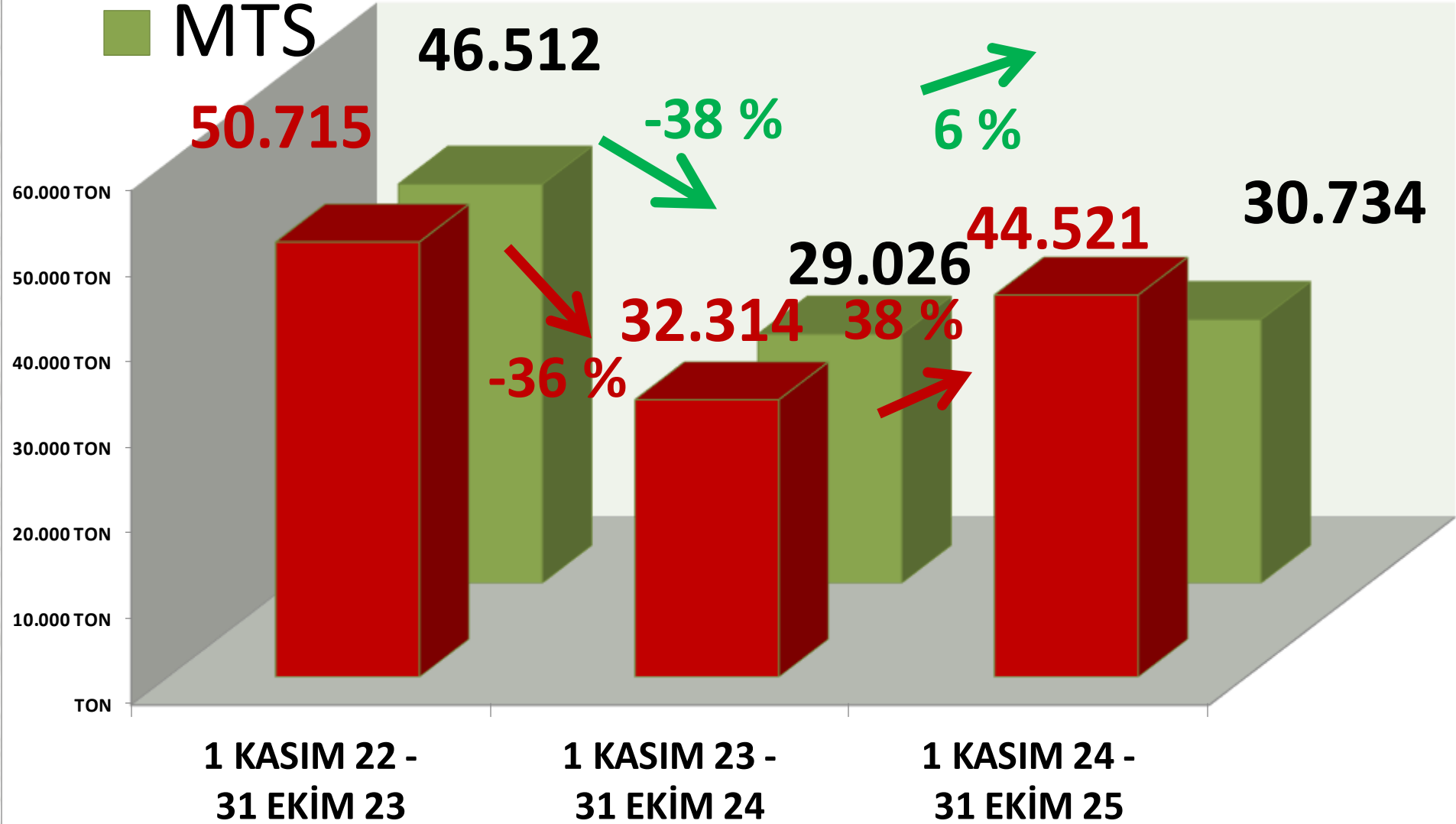


AYLIK ARPA MTS İŞLEM MİKTARI ORANLARI

■ TTS

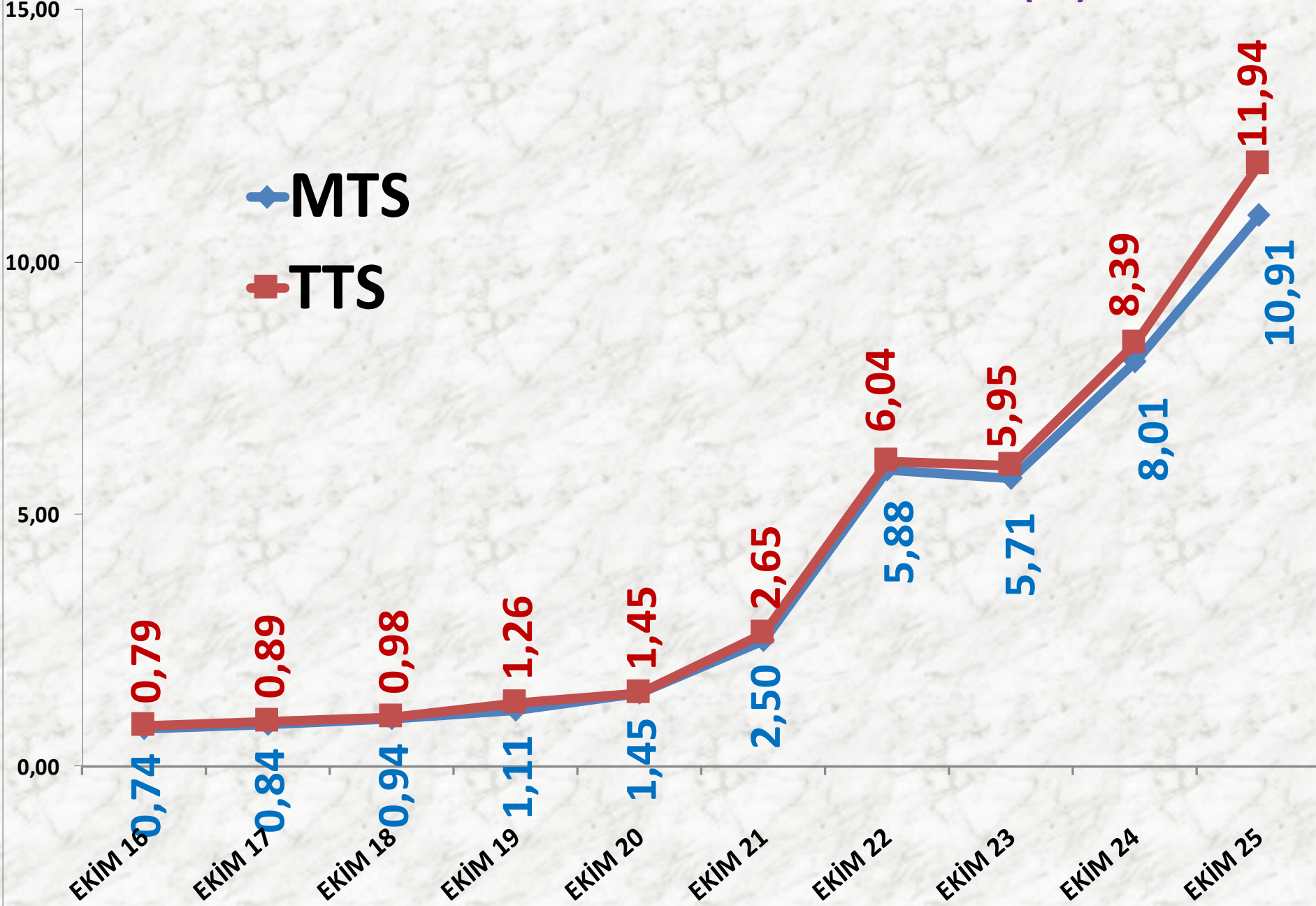
YILLIK ARPA İŞLEM MİKTARI (TON)

■ MTS



EKİM AYLARI ARPA FİYAT TRENDİ (TL)

◆ MTS
■ TTS



BUĞDAY

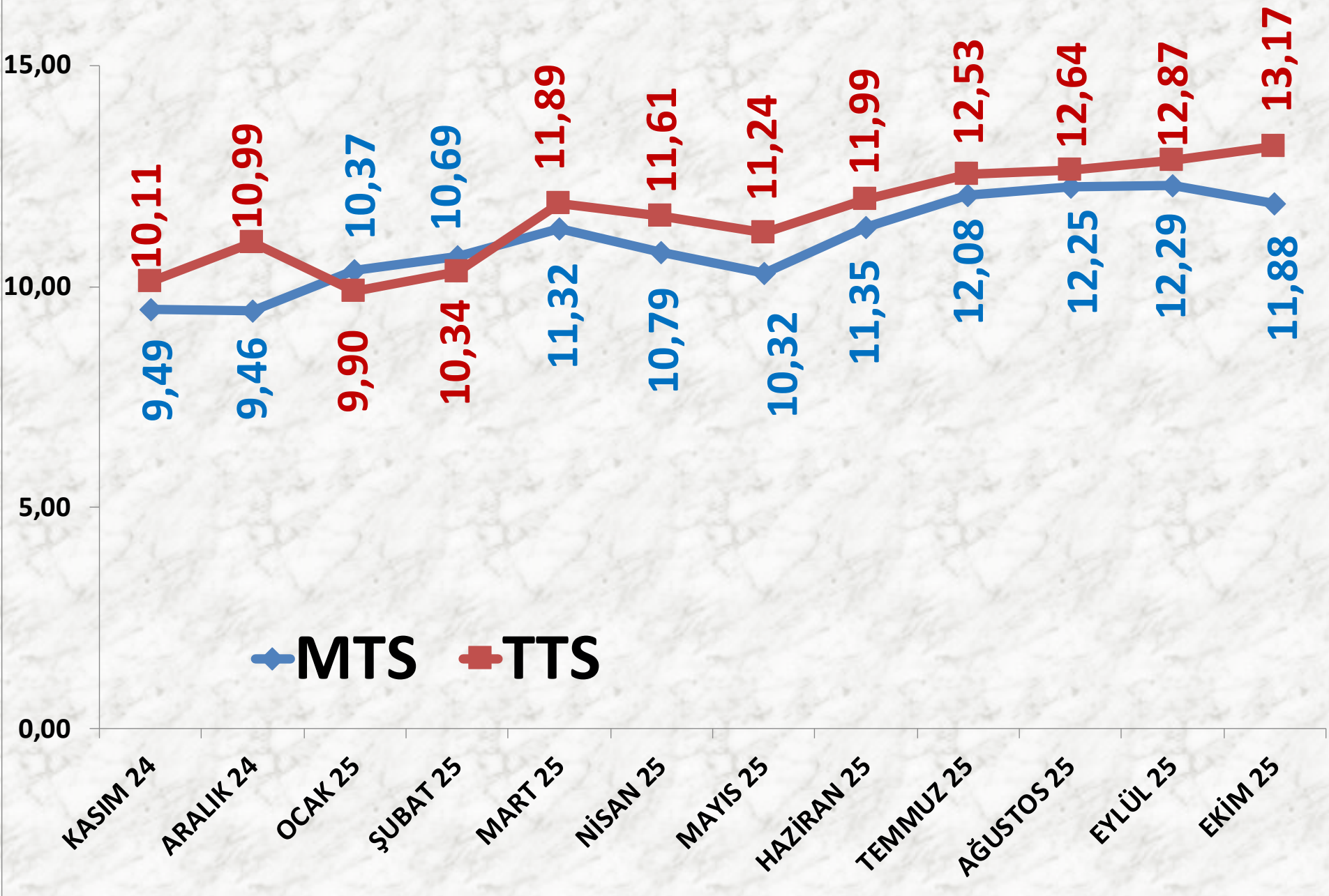
İŞLEM MİKTARI TON	2023 EKİM	2024 EKİM		2025 EKİM	
MTS	7.197 TON	0%	7.224 TON	-89%	812 TON
TTS	2.712 TON	-39%	1.656 TON	-65%	575 TON

EN AZ FİYAT	2023 EKİM	2024 EKİM		2025 EKİM	
MTS	5,06 TL	19%	6,00 TL	67%	10,00 TL
TTS	5,70 TL	46%	8,30 TL	40%	11,62 TL

EN ÇOK FİYAT	2023 EKİM	2024 EKİM		2025 EKİM	
MTS	8,68 TL	27%	11,00 TL	21%	13,33 TL
TTS	9,13 TL	17%	10,70 TL	38%	14,81 TL

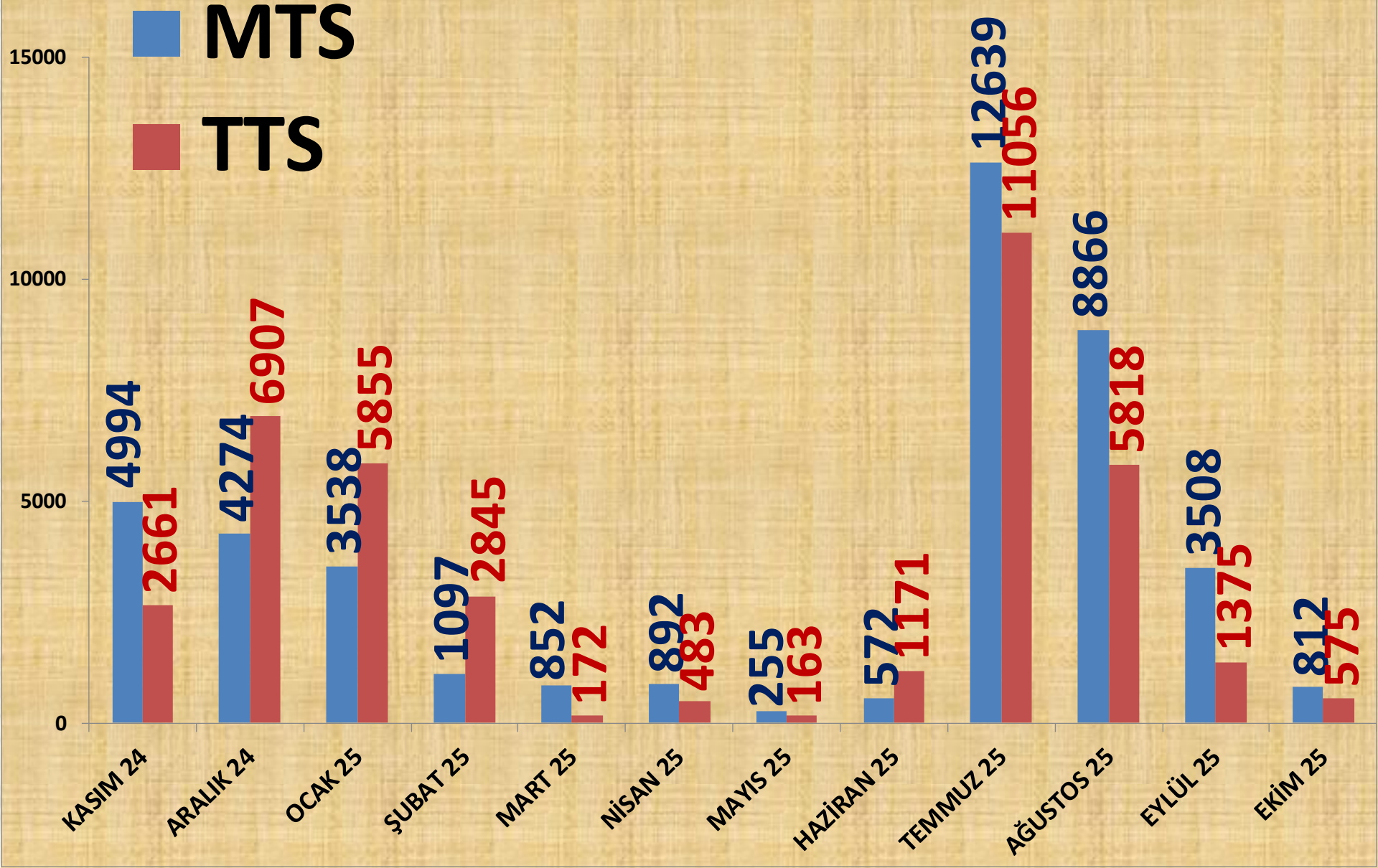
ORTALAMA FİYAT	2023 EKİM	2024 EKİM		2025 EKİM	
MTS	6,70 TL	43%	9,57 TL	24%	11,88 TL
TTS	6,90 TL	42%	9,82 TL	34%	13,17 TL

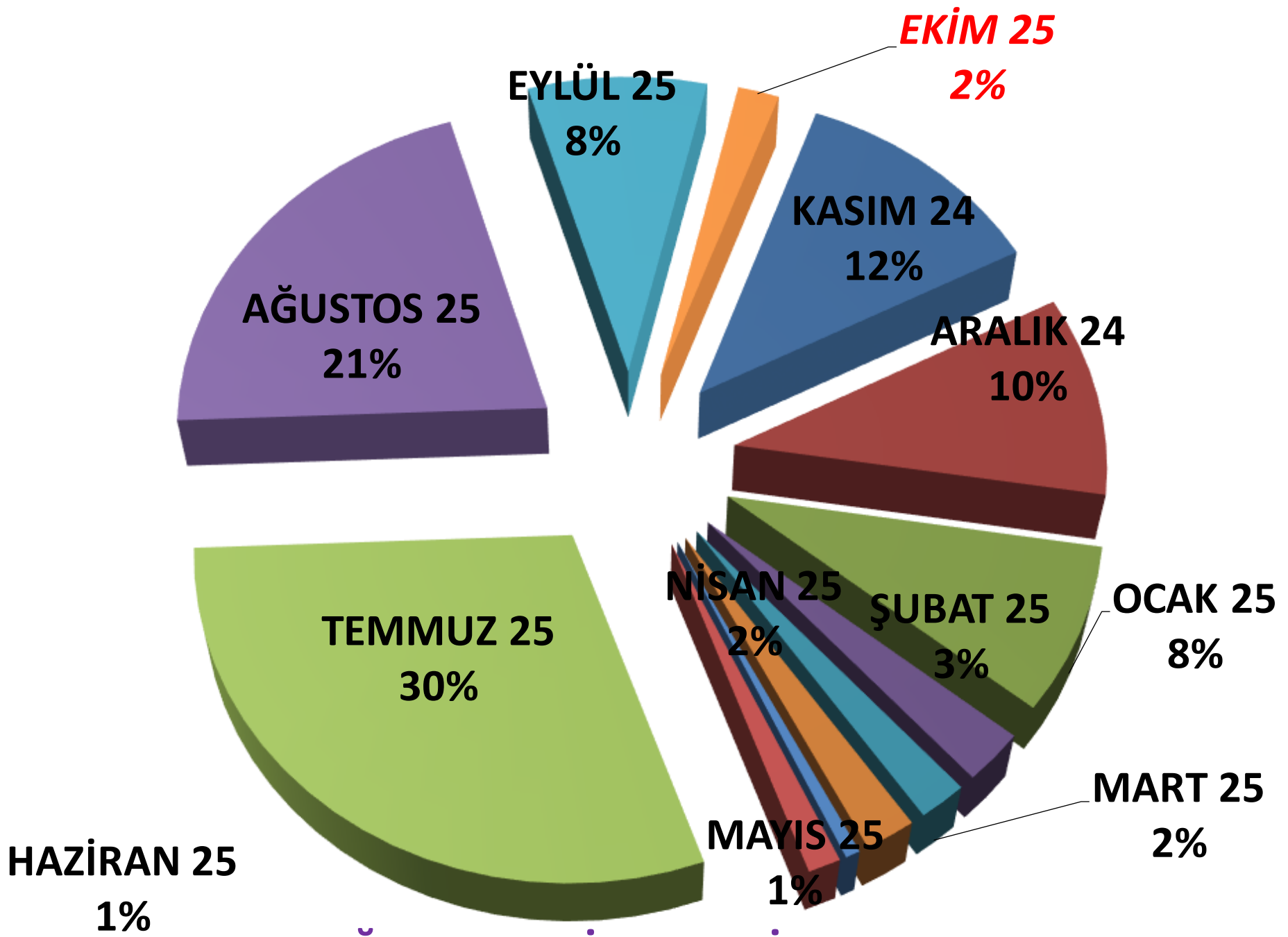
AYLIK BUĞDAY FİYAT TRENDİ (TL)



AYLIK BUĞDAY İŞLEM MİKTARI (TON)

■ MTS
■ TTS





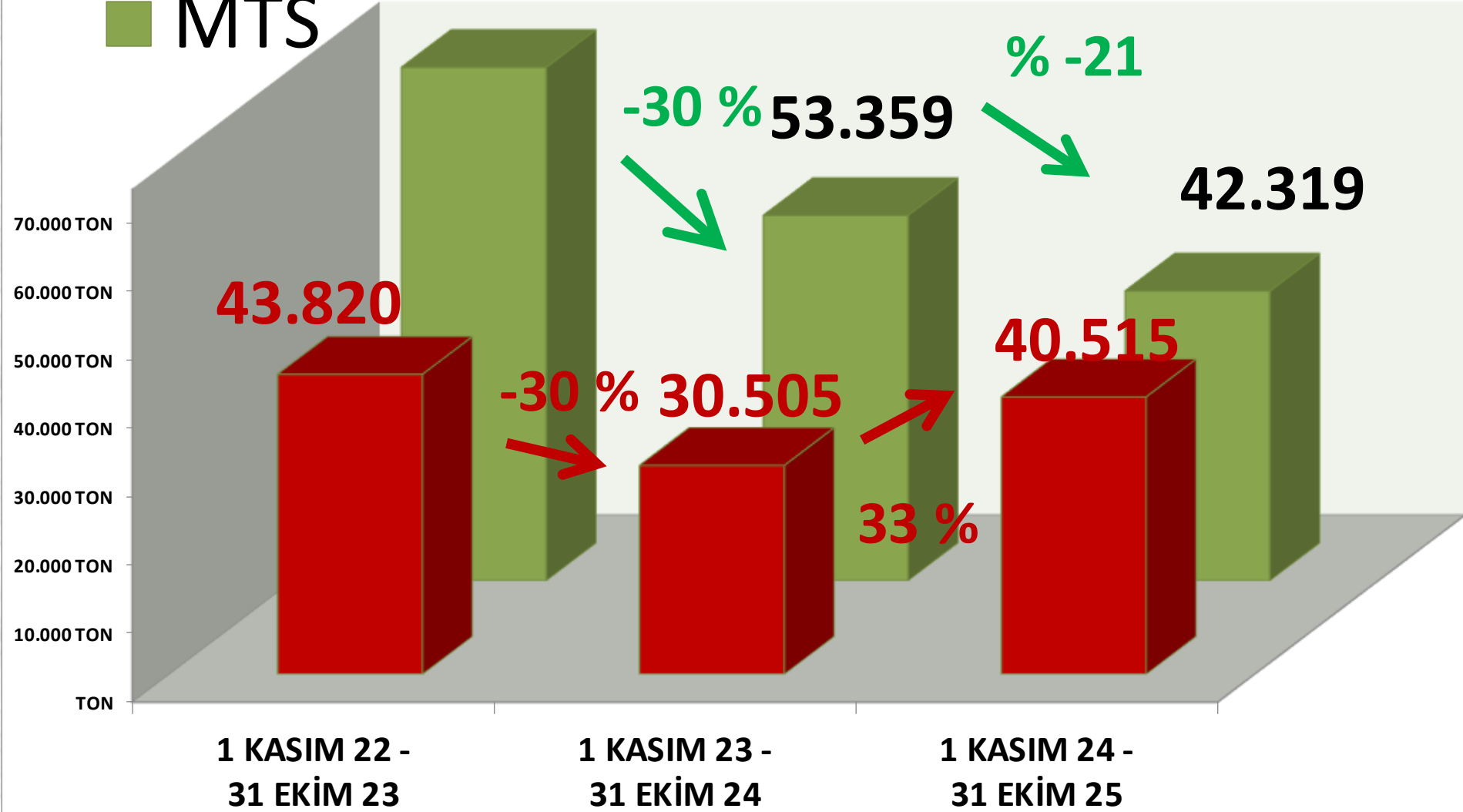
AYLIK BUĞDAY MTS İŞLEM MİKTARI ORANLARI

■ TTS

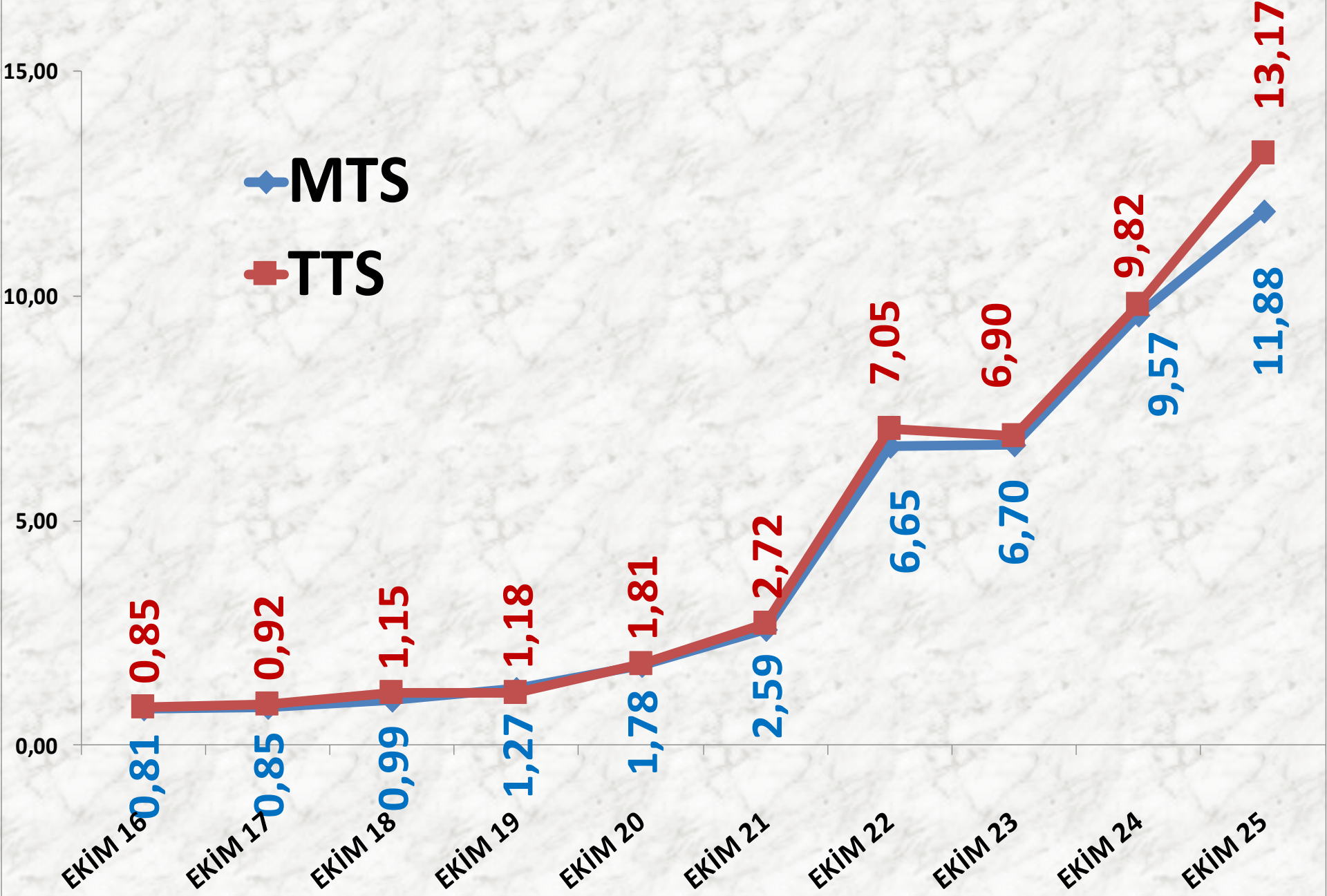
YILLIK BUĞDAY İŞLEM MİKTARI (TON)

75.689

■ MTS



EKİM AYLARI BUĞDAY FİYAT TRENDİ (TL)



MISIR DANE

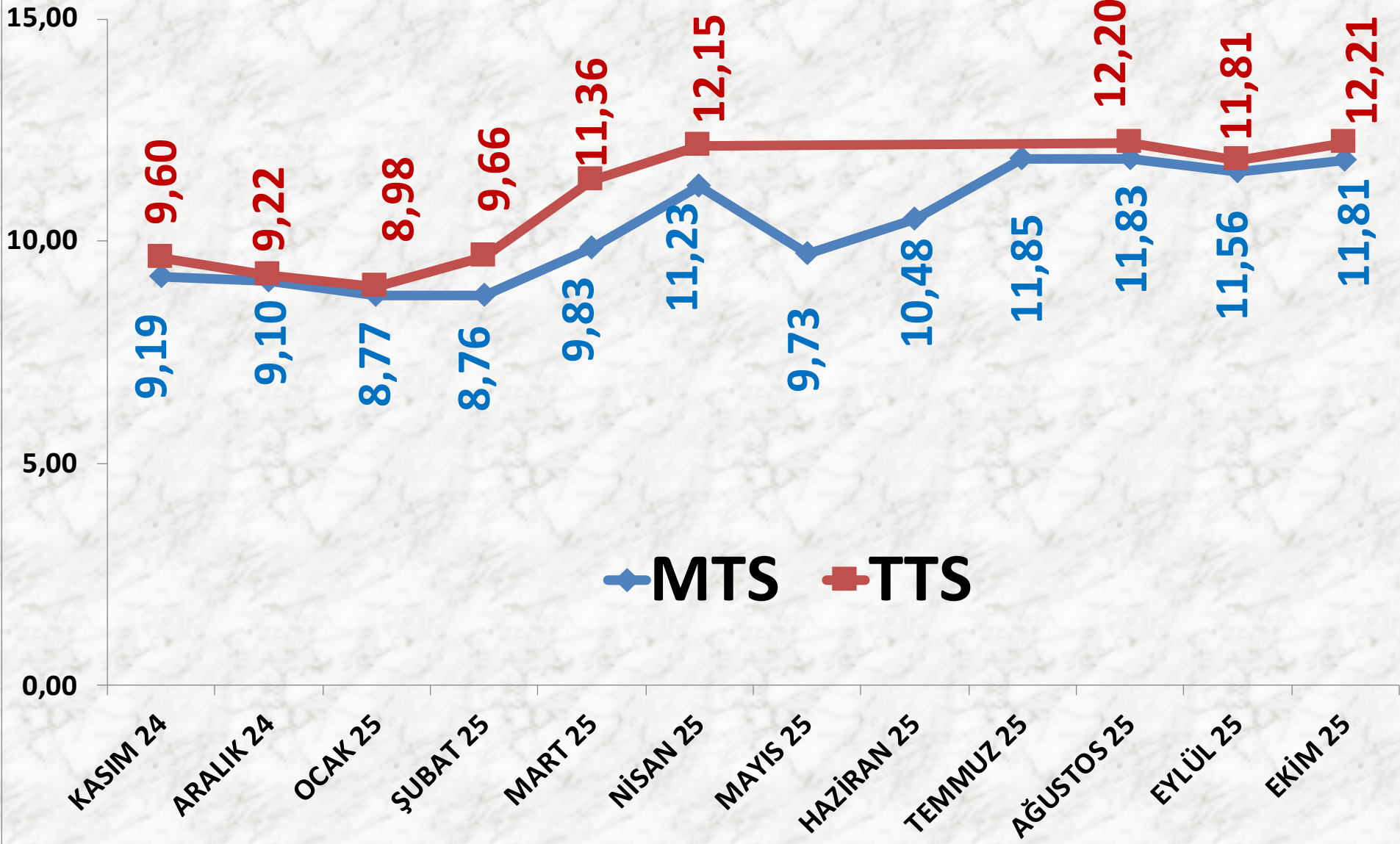
İŞLEM MİKTARI TON	2023 EKİM	2024 EKİM		2025 EKİM	
MTS	1.616 TON	2104%	35.620 TON	-76%	8.654 TON
TTS	2.343 TON	1033%	26.556 TON	-75%	6.759 TON

EN AZ FİYAT	2023 EKİM	2024 EKİM		2025 EKİM	
MTS	5,40 TL	45%	7,82 TL	35%	10,56 TL
TTS	5,50 TL	42%	7,81 TL	38%	10,77 TL

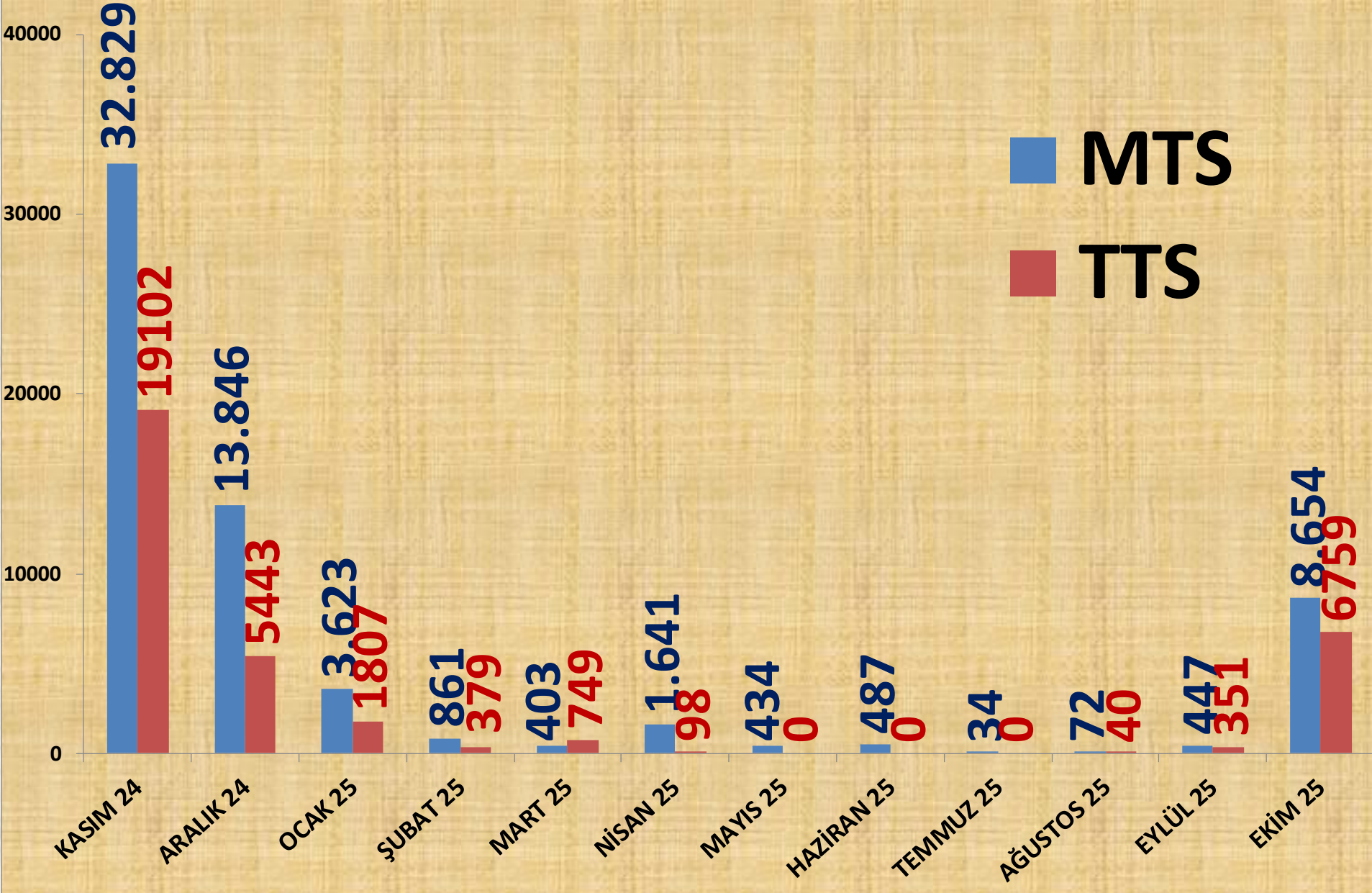
EN ÇOK FİYAT	2023 EKİM	2024 EKİM		2025 EKİM	
MTS	6,38 TL	60%	10,22 TL	28%	13,09 TL
TTS	6,20 TL	90%	11,78 TL	23%	14,50 TL

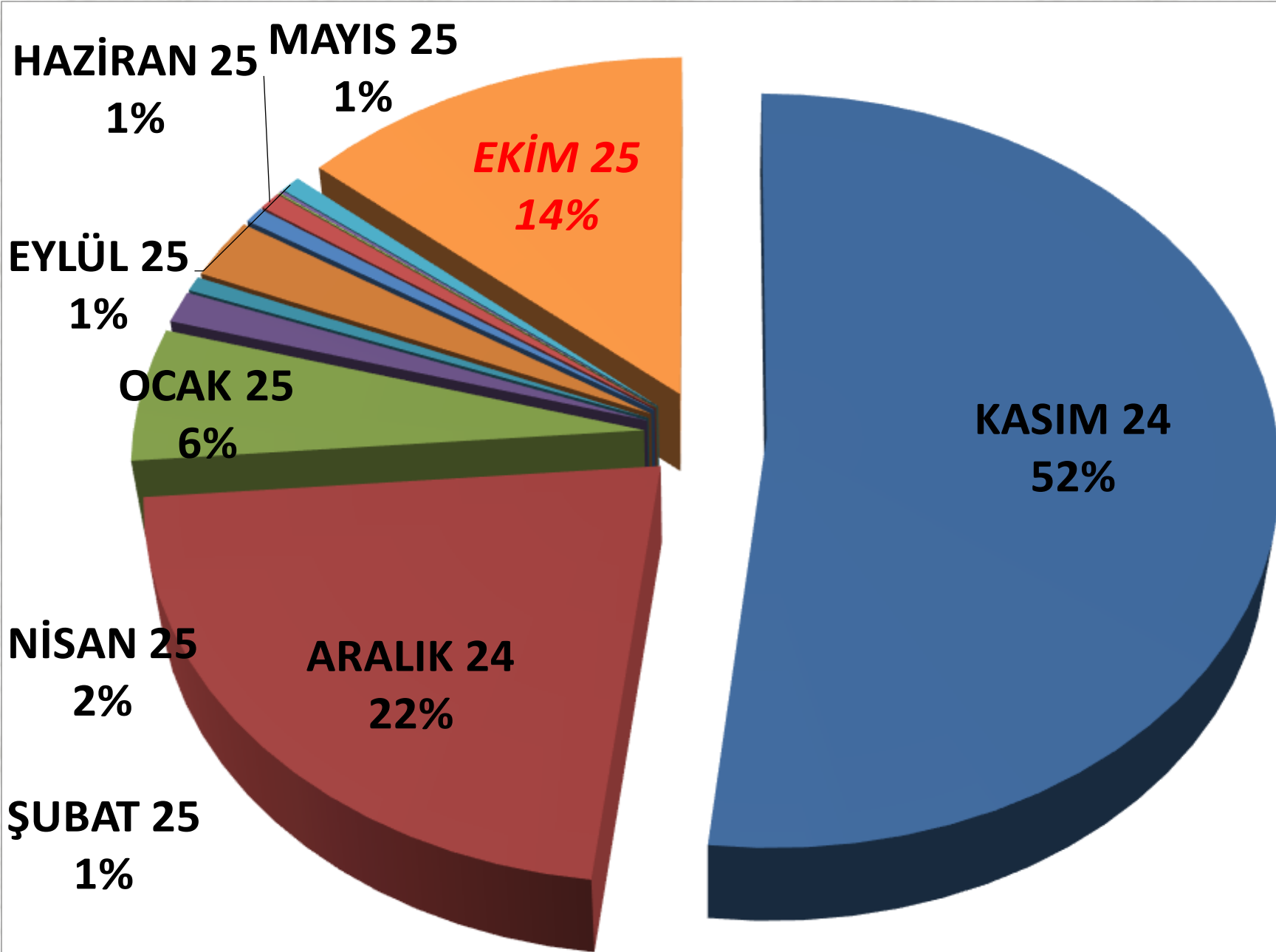
ORTALAMA FİYAT	2023 EKİM	2024 EKİM		2025 EKİM	
MTS	5,64 TL	69%	9,52 TL	24%	11,81 TL
TTS	6,01 TL	63%	9,81 TL	25%	12,21 TL

AYLIK MISIR DANE FİYAT TRENDİ (TL)



AYLIK MISIR DANE İŞLEM MİKTARI (TON)





AYLIK MISIR DANE MTS İŞLEM MİKTARI ORANLARI

MISIR ÇEREZLİK

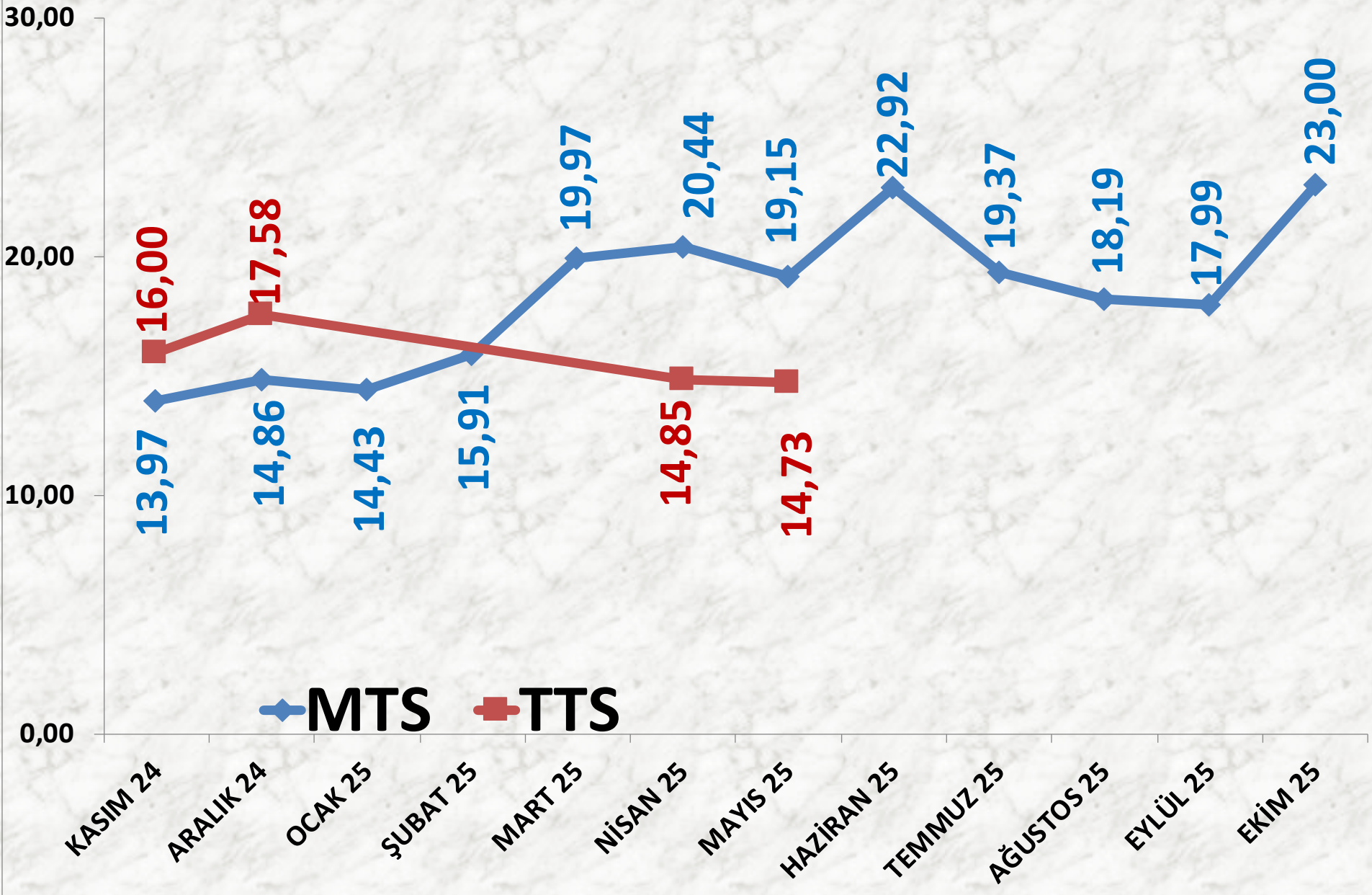
İŞLEM MİKTARI TON	2023 EKİM	2024 EKİM		2025 EKİM	
MTS	59 TON	948%	616 TON	-82%	110 TON
TTS	59 TON	514%	361 TON	-	0

EN AZ FİYAT	2022 EYLÜL	2023 EYLÜL		2024 EYLÜL	
MTS	-	-	15,00 TL	7%	16,00 TL
TTS	-	-	-	-	-

EN ÇOK FİYAT	2023 EKİM	2024 EKİM		2025 EKİM	
MTS	7,50 TL	300%	30,00 TL	-23%	23,00 TL
TTS	10,20 TL	54%	15,73 TL	-	-

ORTALAMA FİYAT	2023 EKİM	2024 EKİM		2025 EKİM	
MTS	7,50 TL	110%	15,71 TL	46%	23,00 TL
TTS	10,20 TL	54%	15,73 TL	-	-

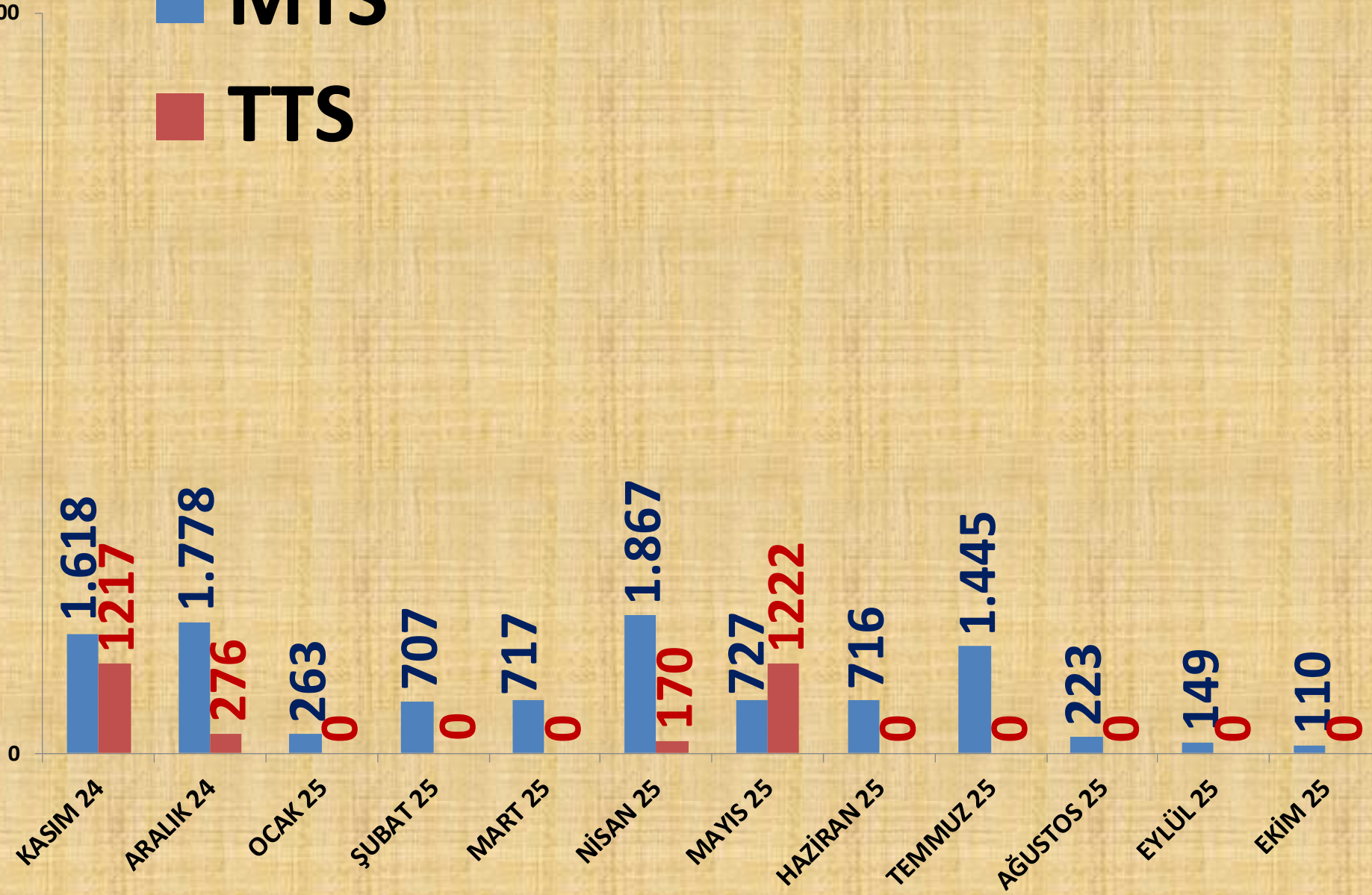
AYLIK MISIR ÇEREZLİK FİYAT TRENDİ (TL)

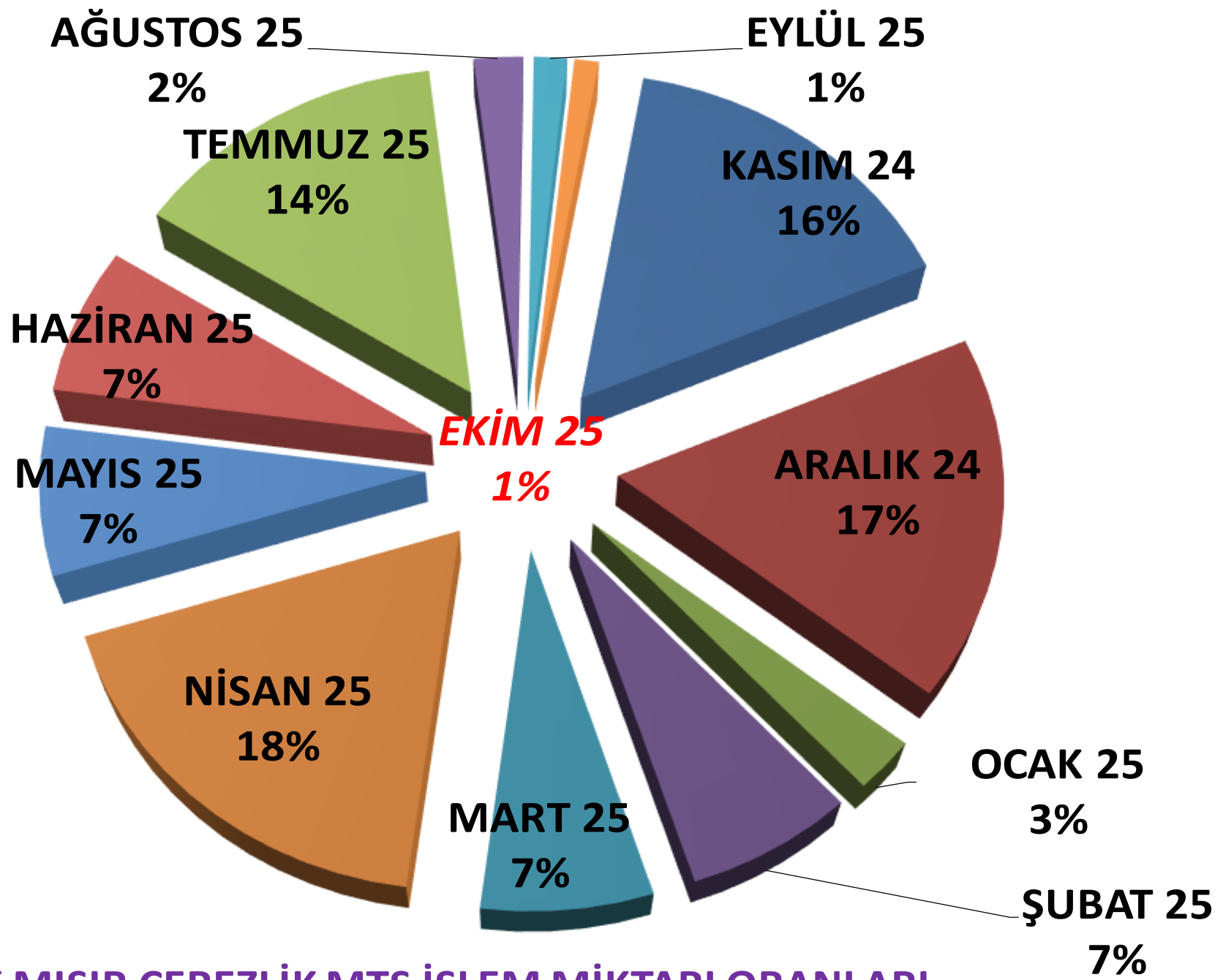


AYLIK MISIR ÇEREZLİK İŞLEM MİKTARI (TON)

■ MTS

■ TTS

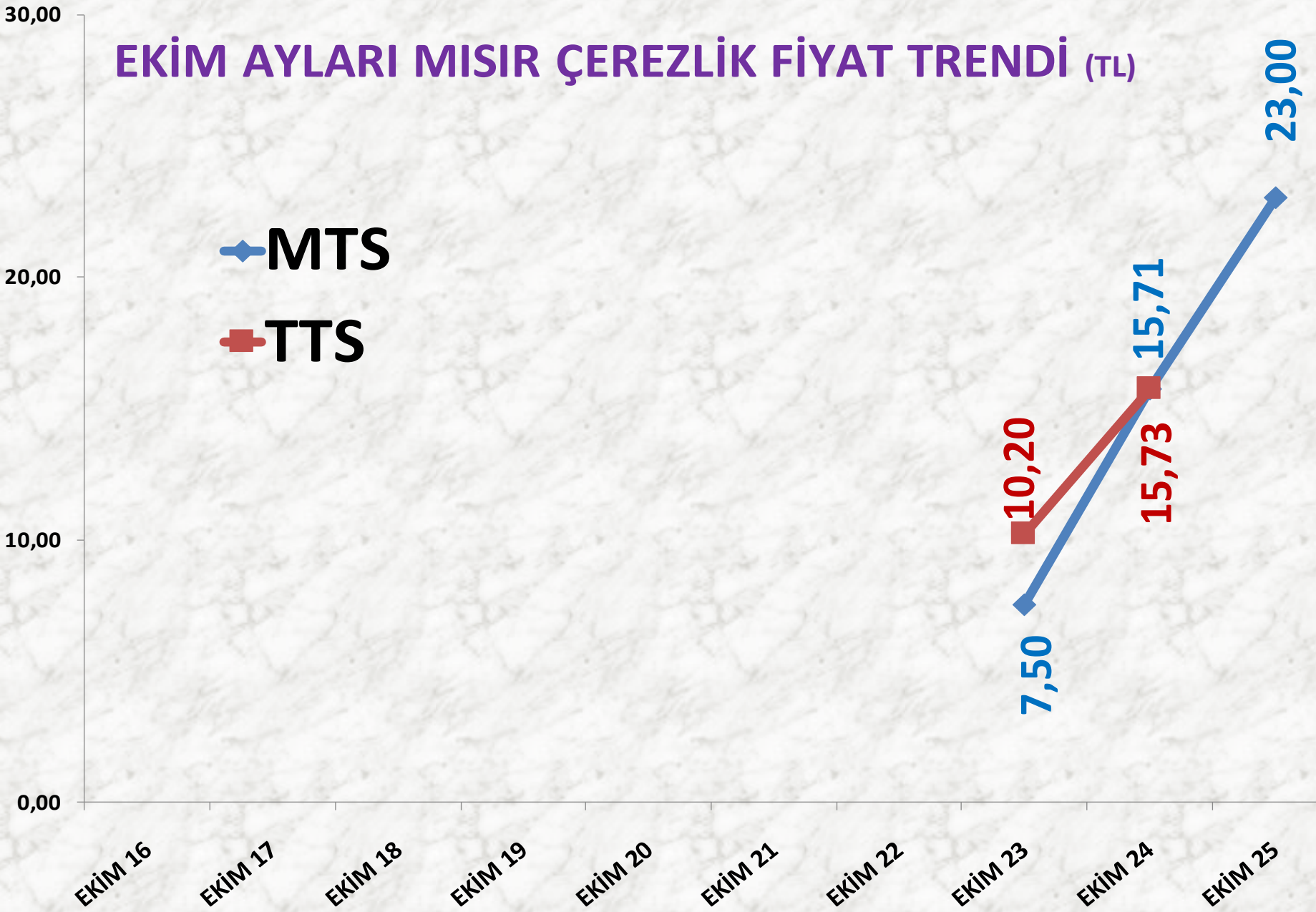




AYLIK MISIR ÇEREZLİK MTS İŞLEM MİKTARI ORANLARI

EKİM AYLARI MISIR ÇEREZLİK FİYAT TRENDİ (TL)

MTS
TTS



■ TTS

YILLIK MISIR DANE İŞLEM MİKTARI (TON)

■ MTS 118.388

138.751

140.000 TON
120.000 TON
100.000 TON
80.000 TON
60.000 TON
40.000 TON
20.000 TON
TON

101.138

-5 %

17 %

95.760

-60 %

-47 %

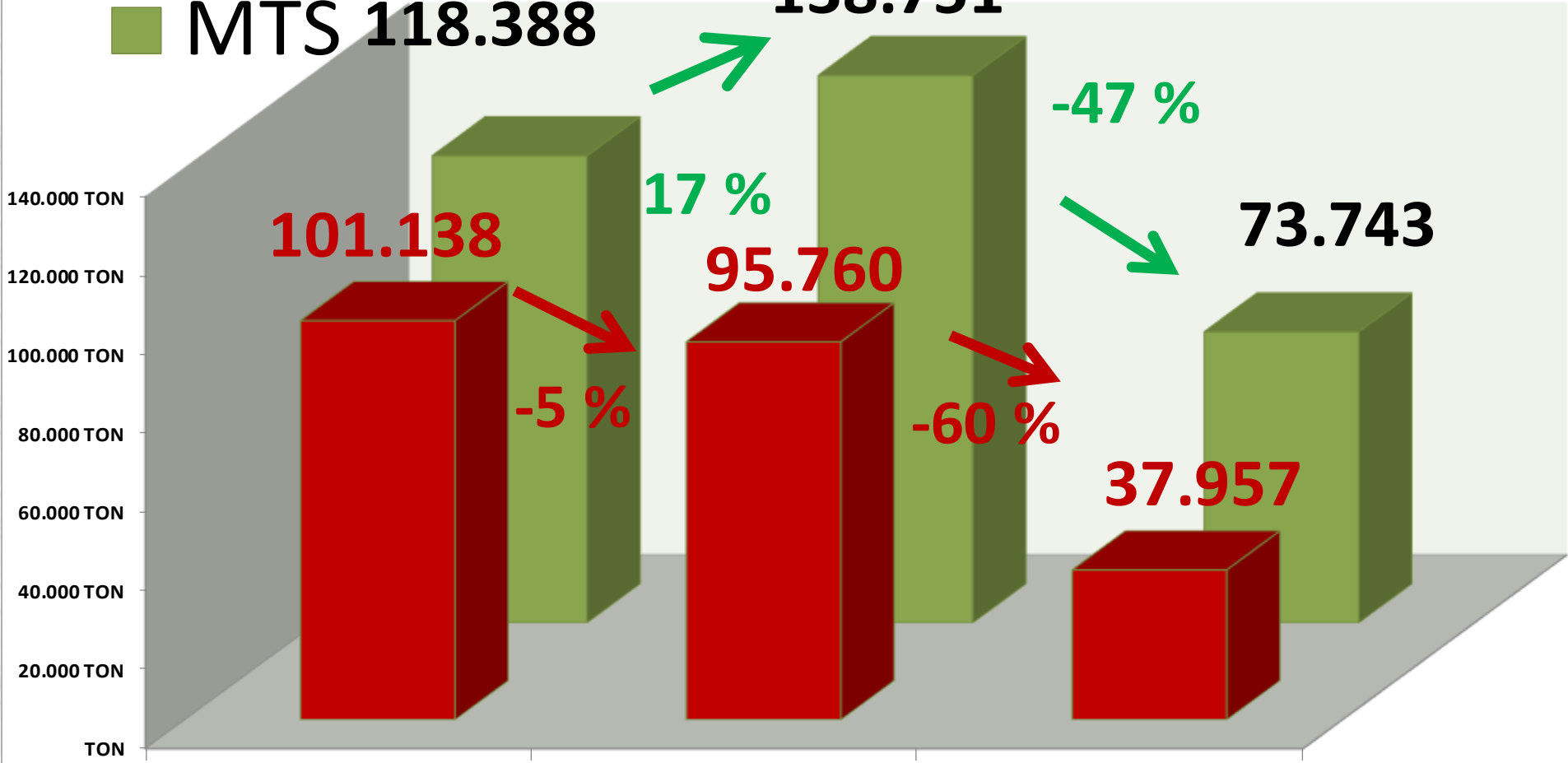
37.957

73.743

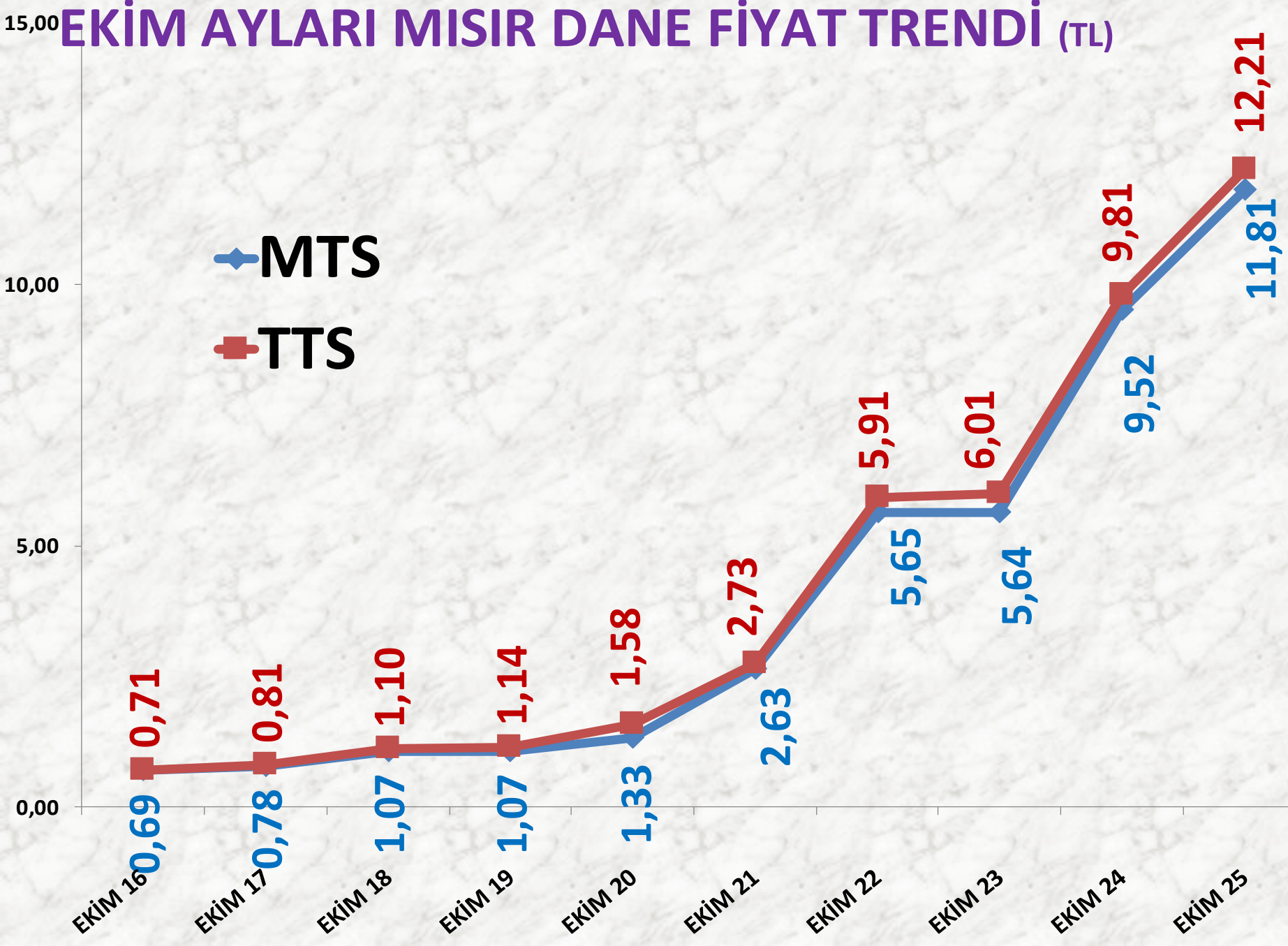
1 KASIM 22 -
31 EKİM 23

1 KASIM 23 -
31 EKİM 24

1 KASIM 24 -
31 EKİM 25



EKİM AYLARI MISIR DANE FİYAT TRENDİ (TL)



NOHUT

İŞLEM MİKTARI TON	2023 EKİM	2024 EKİM		2025 EKİM	
MTS	954 TON	24%	1.181 TON	78%	2.105 TON
TTS	126 TON	0%	127 TON	-60%	51 TON

EN AZ FİYAT	2023 EKİM	2024 EKİM		2025 EKİM	
MTS	19,93 TL	63%	32,51 TL	15%	37,50 TL
TTS	30,00 TL	7%	32,00 TL	-50%	16,00 TL

EN ÇOK FİYAT	2023 EKİM	2024 EKİM		2025 EKİM	
MTS	58,00 TL	21%	70,03 TL	57%	110,00 TL
TTS	40,00 TL	0%	40,00 TL	0%	40,00 TL

ORTALAMA FİYAT	2023 EKİM	2024 EKİM		2025 EKİM	
MTS	41,07 TL	19%	48,67 TL	47%	71,74 TL
TTS	37,65 TL	6%	39,91 TL	-44%	22,45 TL

NOHUT DOĞAL

İŞLEM MİKTARI TON	2023 EKİM	2024 EKİM		2025 EKİM	
MTS	15 TON	3480%	542 TON	-27%	395 TON
TTS	0	-	125 TON	-90%	13 TON

EN AZ FİYAT	2023 EKİM	2024 EKİM		2025 EKİM	
MTS	28,50 TL	14%	32,51 TL	15%	37,50 TL
TTS	-	-	40,00 TL	0%	40,00 TL

EN ÇOK FİYAT	2023 EKİM	2024 EKİM		2025 EKİM	
MTS	28,50 TL	71%	48,87 TL	0%	48,98 TL
TTS	-	-	40,00 TL	0%	40,00 TL

ORTALAMA FİYAT	2023 EKİM	2024 EKİM		2025 EKİM	
MTS	28,50 TL	28%	36,55 TL	18%	43,10 TL
TTS	-	-	40,00 TL	0%	40,00 TL

NOHUT - ELENMİŞ

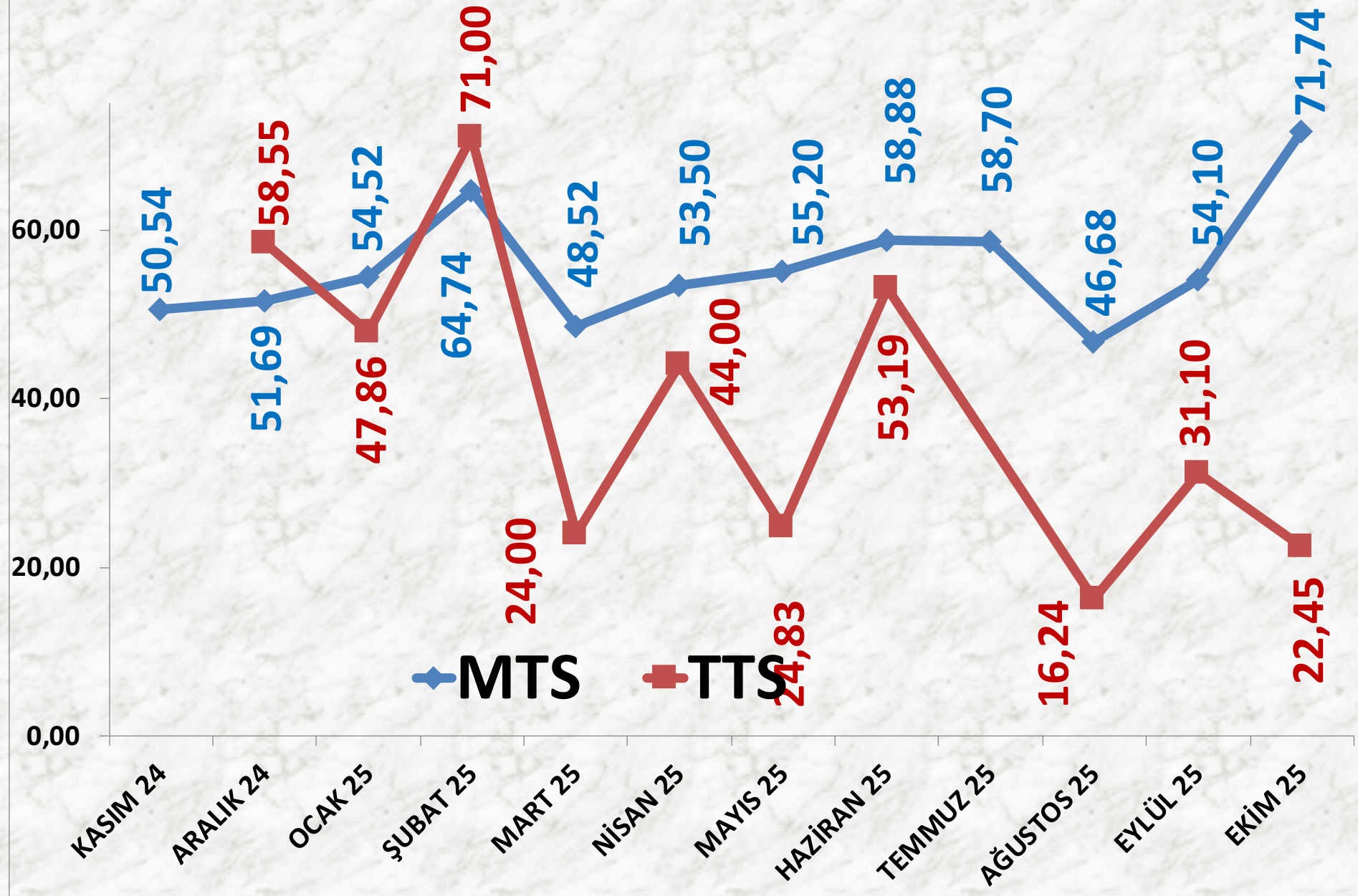
İŞLEM MİKTARI TON	2023 EKİM	2024 EKİM		2025 EKİM	
MTS	813 TON	-21%	639 TON	168%	1.710 TON
TTS	126 TON	-100%	0	-	0

EN AZ FİYAT	2023 EKİM	2024 EKİM		2025 EKİM	
MTS	33,18 TL	51%	50,05 TL	1%	50,50 TL
TTS	36,50 TL	-	-	-	-

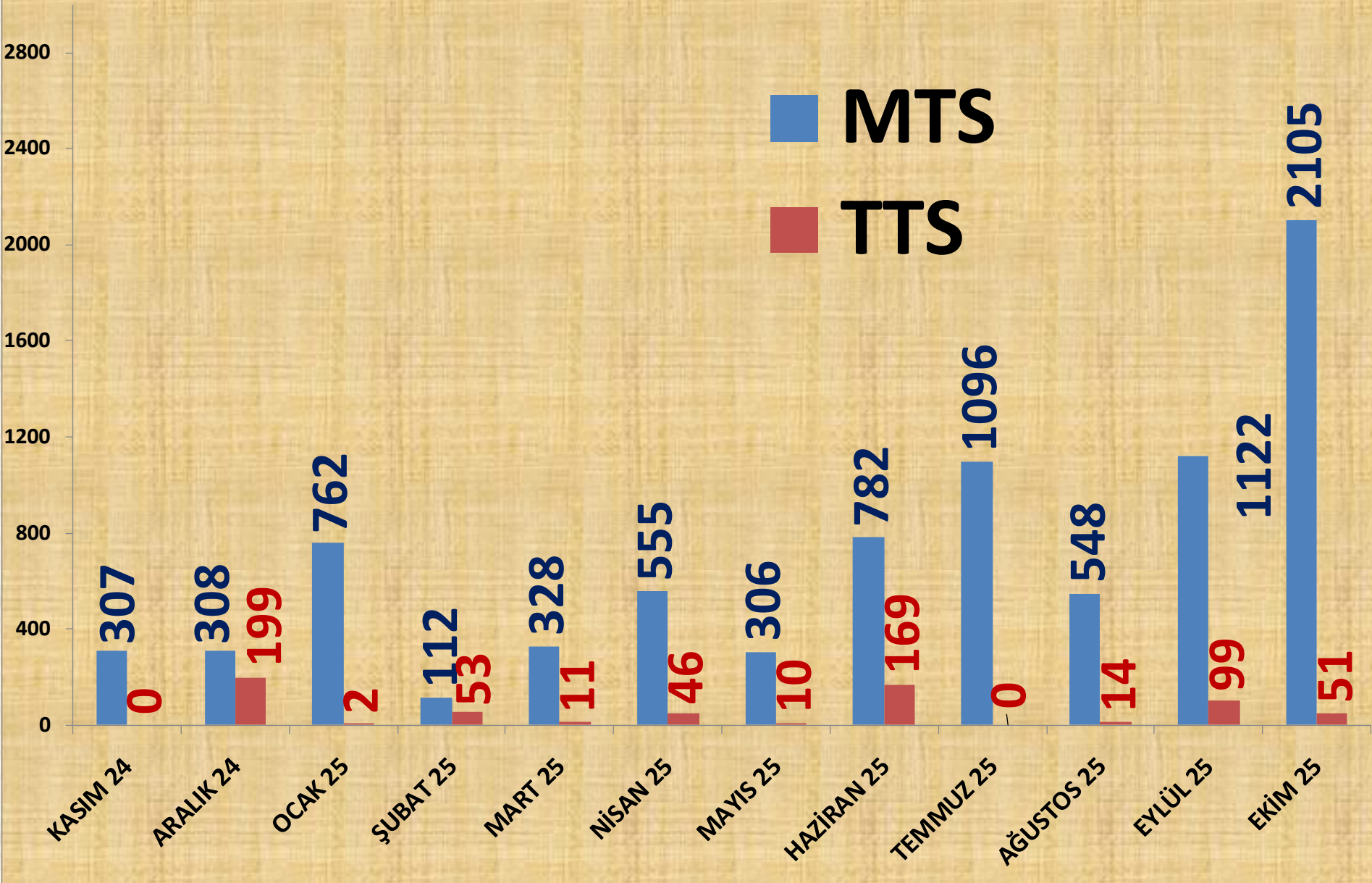
EN ÇOK FİYAT	2023 EKİM	2024 EKİM		2025 EKİM	
MTS	58,00 TL	21%	70,03 TL	57%	110,00 TL
TTS	40,00 TL	-	-	-	-

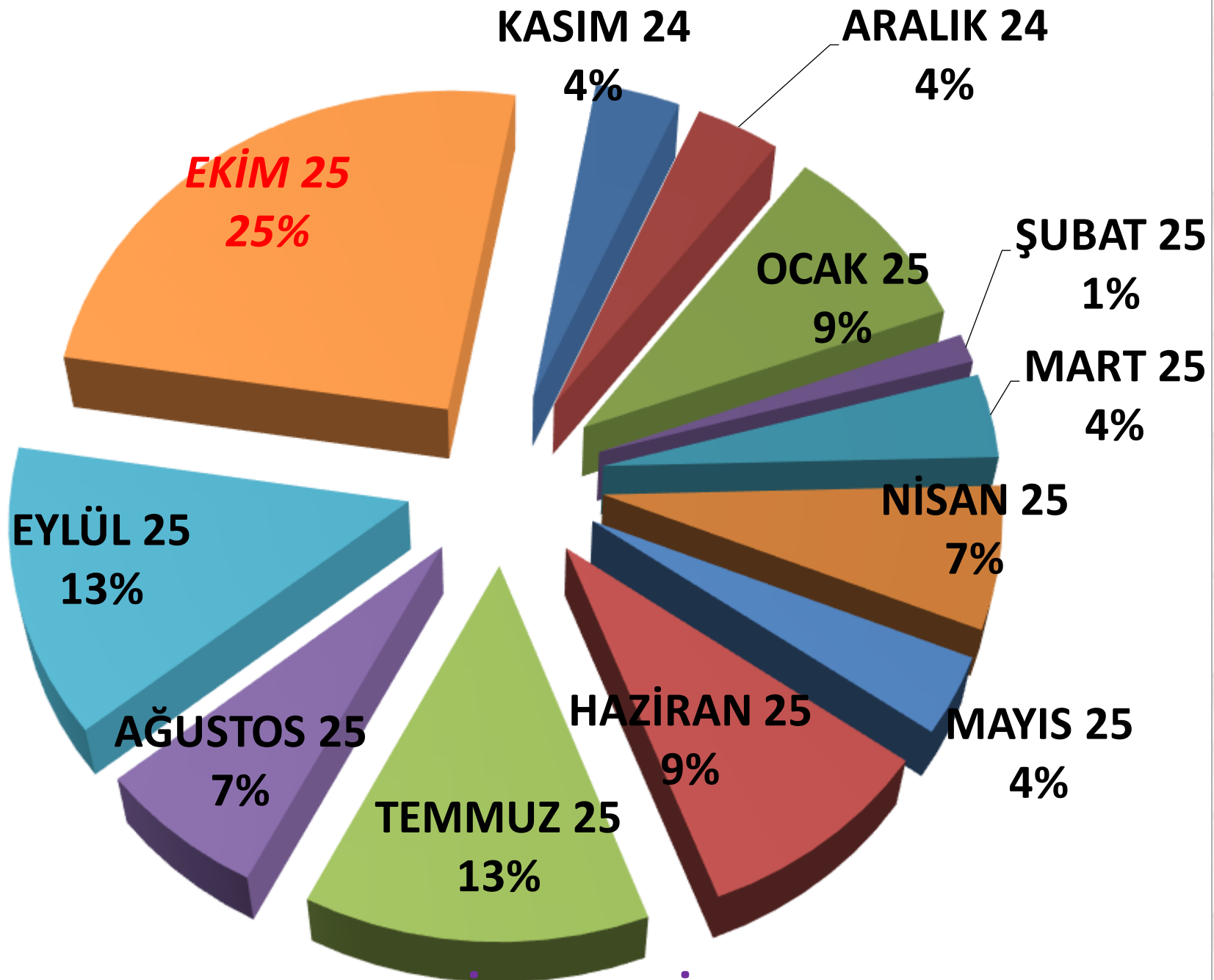
ORTALAMA FİYAT	2023 EKİM	2024 EKİM		2025 EKİM	
MTS	44,59 TL	32%	58,97 TL	33%	78,36 TL
TTS	37,69 TL	-	-	-	-

AYLIK NOHUT FİYAT TRENDİ (TL)



AYLIK NOHUT İŞLEM MİKTARI (TON)



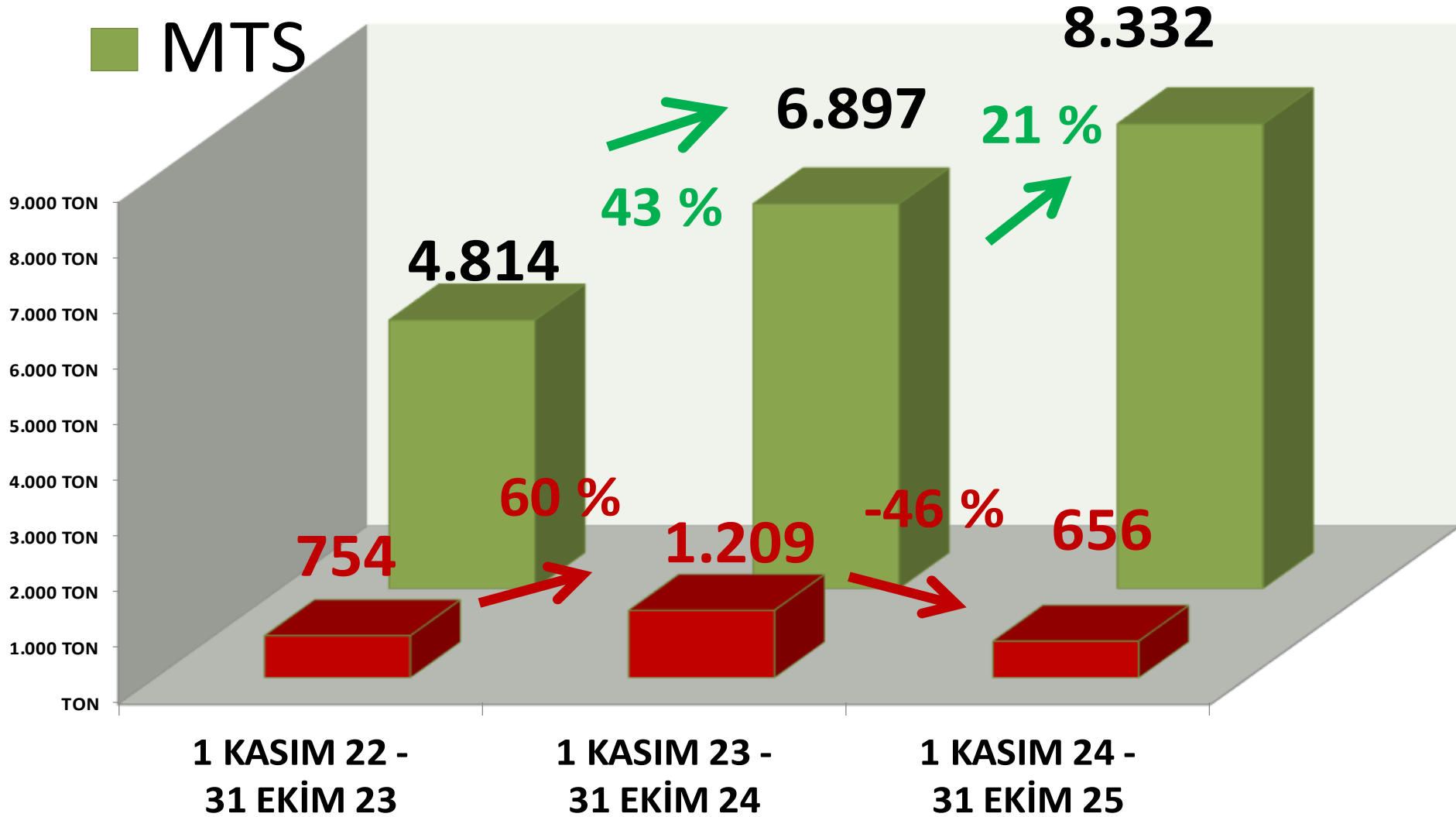


AYLIK NOHUT MTS İŞLEM MİKTARI ORANLARI

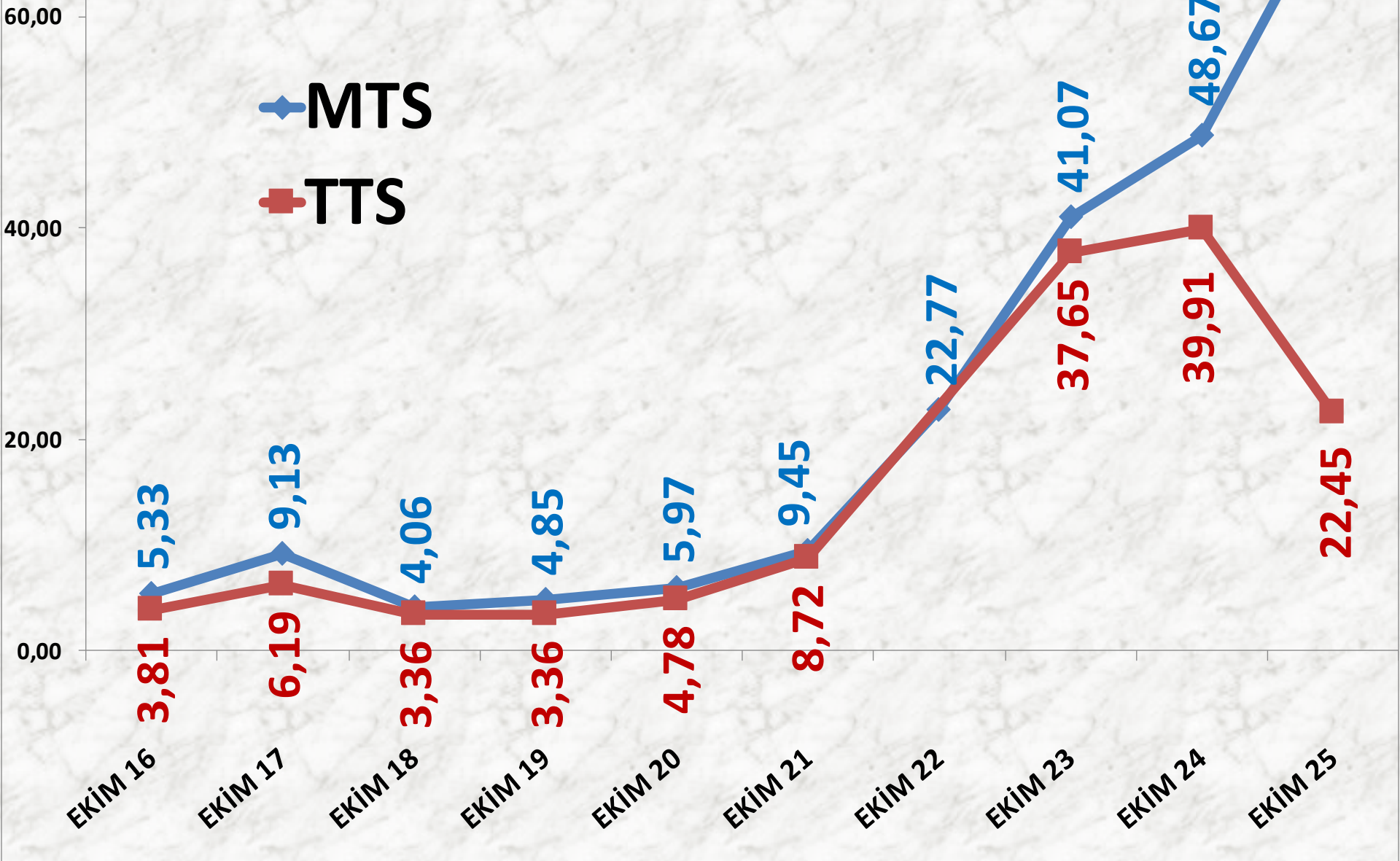
■ TTS

YILLIK NOHUT İŞLEM MİKTARI (TON)

■ MTS



EKİM AYLARI NOHUT FİYAT TRENDİ (TL)



BEYAZ LEBLEBİ

LEBLEBİ BEYAZ 8,50 mm

İŞLEM MİKTARI TON	2023 EKİM	2024 EKİM		2025 EKİM	
TTS	5 TON	33%	7 TON	-92%	1 TON

LEBLEBİ BEYAZ 9 mm

İŞLEM MİKTARI TON	2023 EKİM	2024 EKİM		2025 EKİM	
TTS	69 TON	134%	162 TON	-55%	72 TON

BEYAZ LEBLEBİ

LEBLEBİ BEYAZ 9 + 9,50 mm

İŞLEM MİKTARI TON	2023 EKİM	2024 EKİM		2025 EKİM	
TTS	2 TON	1945%	51 TON	-1%	50 TON

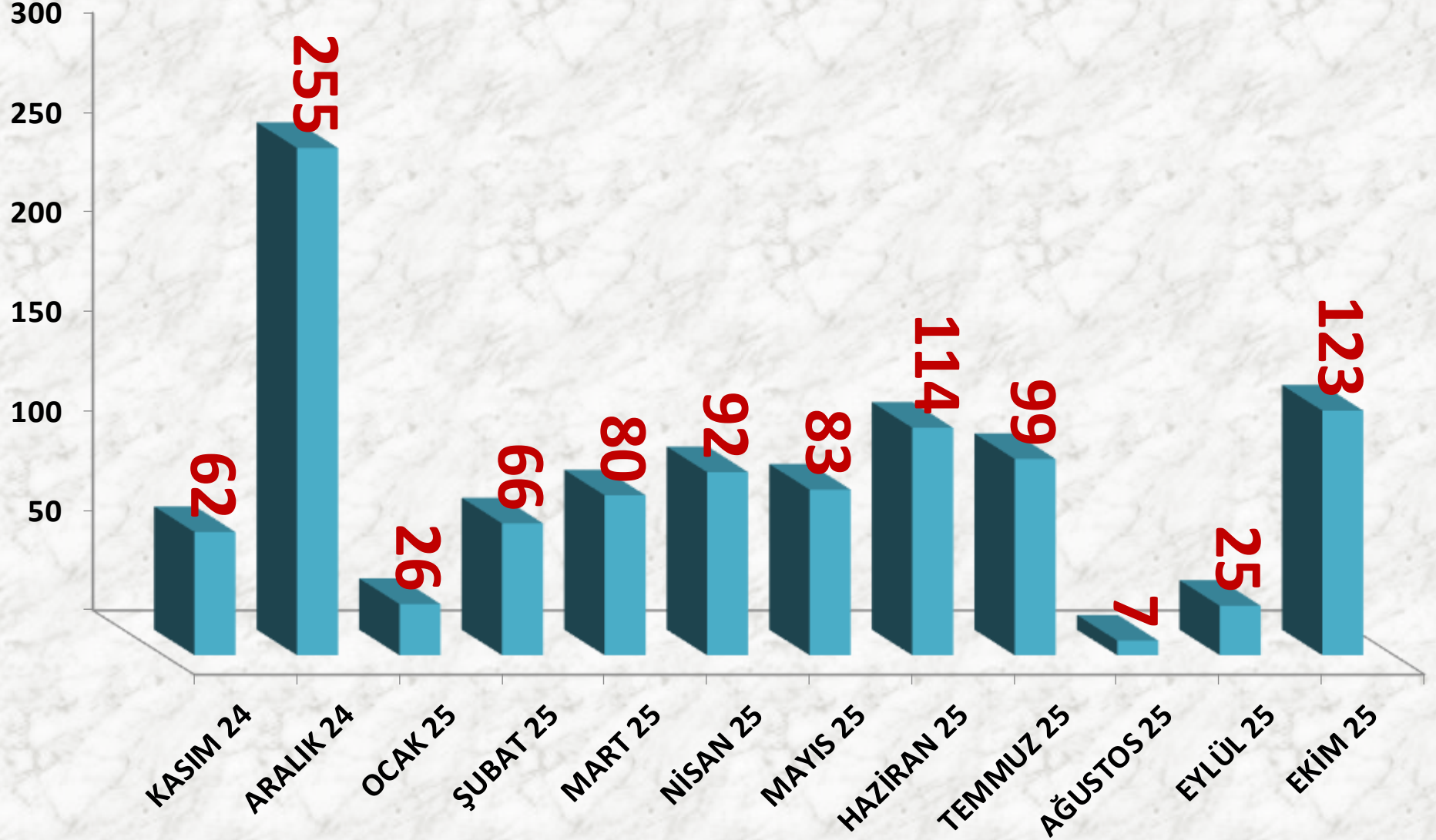
LEBLEBİ ELENTİ (Beyaz)

İŞLEM MİKTARI TON	2023 EKİM	2024 EKİM		2025 EKİM	
TTS	8 TON	-	0	-	0

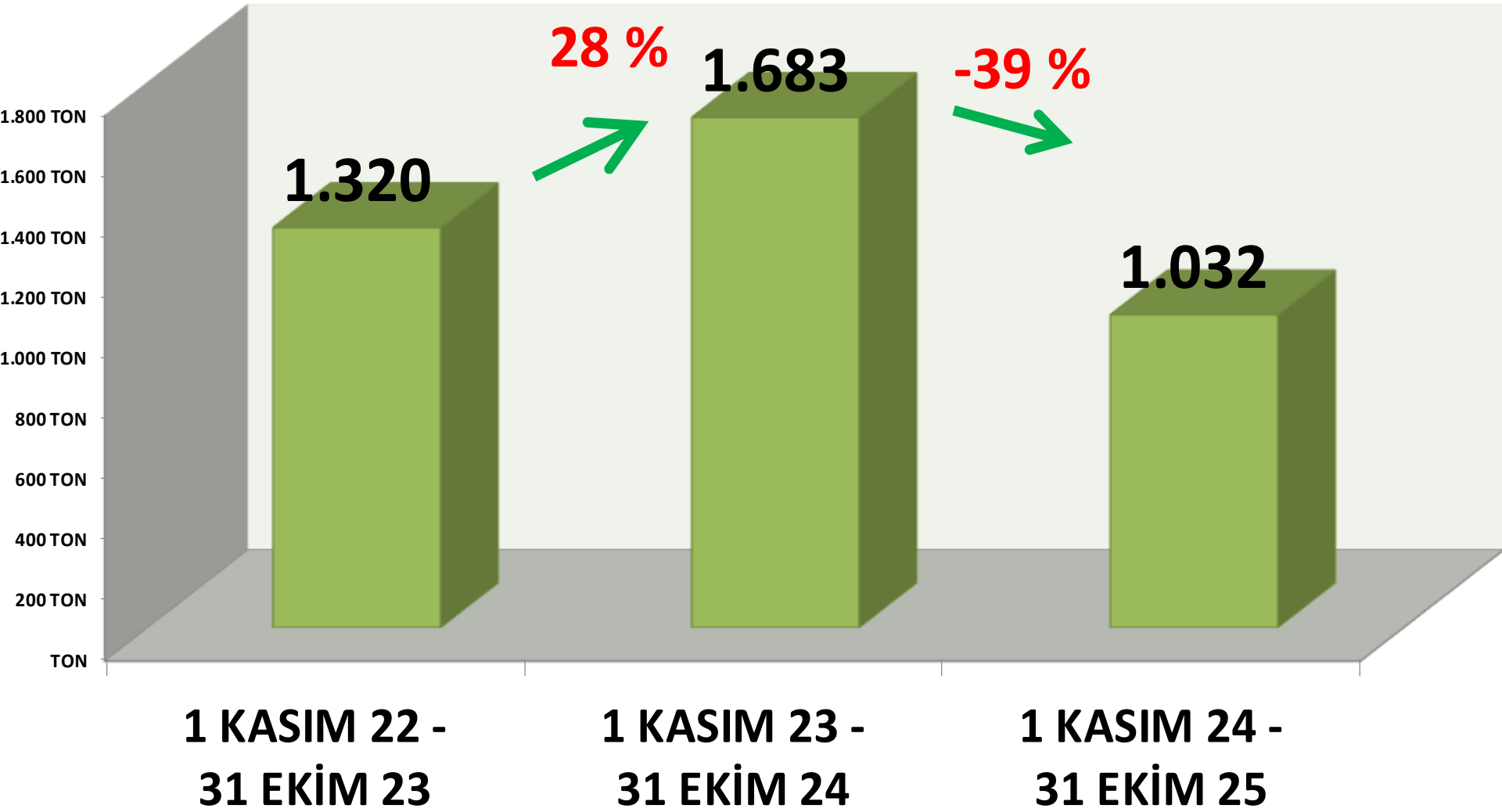
LEBLEBİ BEYAZ TOPLAM

İŞLEM MİKTARI TON	2023 EKİM	2024 EKİM		2025 EKİM	
TTS	<u>85 TON</u>	159%	<u>220 TON</u>	-44%	<u>123 TON</u>

Leblebi Beyaz İşlem Miktarı (Ton)



YILLIK TOPLAM BEYAZ LEBLEBİ İŞLEM MİKTARI (TON)



LEBLEBİ BEYAZ 8,50 mm FİYATLARI

FİYAT	2023 EKİM	2024 EKİM		2025 EKİM	
EN AZ	44,55 TL	35%	60,00 TL	33%	80,00 TL
EN ÇOK	48,79 TL	42%	69,31 TL	15%	80,00 TL
ORTALAMA	46,35 TL	41%	65,34 TL	22%	80,00 TL

LEBLEBİ BEYAZ 9 mm FİYATLARI

FİYAT	2023 EKİM	2024 EKİM		2025 EKİM	
EN AZ	74,25 TL	25%	93,00 TL	30%	120,79 TL
EN ÇOK	95,00 TL	28%	122,00 TL	27%	155,00 TL
ORTALAMA	82,07 TL	31%	107,13 TL	30%	139,21 TL

LEBLEBİ BEYAZ 9 + 9,50 mm FİYATLARI

FİYAT	2023 EKİM	2024 EKİM		2025 EKİM	
EN AZ	59,41 TL	31%	78,00 TL	22%	95,00 TL
EN ÇOK	68,02 TL	28%	87,00 TL	38%	120,00 TL
ORTALAMA	66,36 TL	21%	79,99 TL	42%	113,47 TL

LEBLEBİ ELENTİ (Beyaz) Fiyatları

ORTALAMA FİYAT	2023 EKİM	2024 EKİM		2025 EKİM	
	13,47 TL	-	-	-	-

SARI LEBLEBİ

LEBLEBİ SARI 9 mm

İŞLEM MİKT. TON	2023 EKİM	2024 EKİM		2025 EKİM	
TTS	18 TON	145%	43 TON	-100%	0

LEBLEBİ SARI 9,50 mm

İŞLEM MİKT. TON	2023 EKİM	2024 EKİM		2025 EKİM	
TTS	17 TON	79%	31 TON	138%	74 TON

LEBLEBİ SARI 9,75 mm

İŞLEM MİKT. TON	2023 EKİM	2024 EKİM		2025 EKİM	
TTS	32 TON	747%	270 TON	-89%	29 TON

LEBLEBİ SARI 10 mm

İŞLEM MİKT. TON	2023 EKİM	2024 EKİM		2025 EKİM	
TTS	214 TON	-96%	9 TON	1894%	174 TON

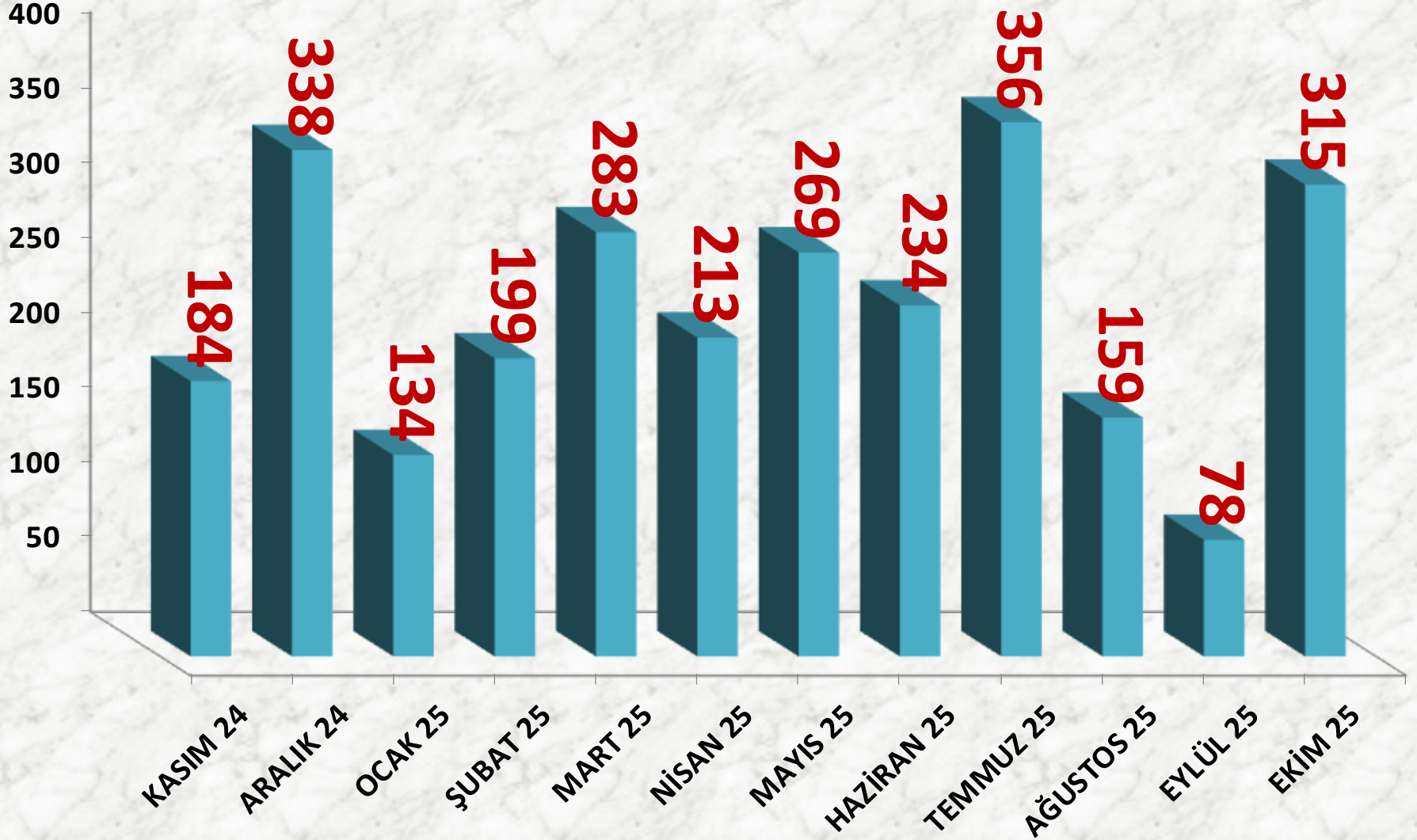
LEBLEBİ KALBURALTI (SARI)

İŞLEM MİKT. TON	2023 EKİM	2024 EKİM		2025 EKİM	
TTS	0	-	3 TON	998%	37 TON

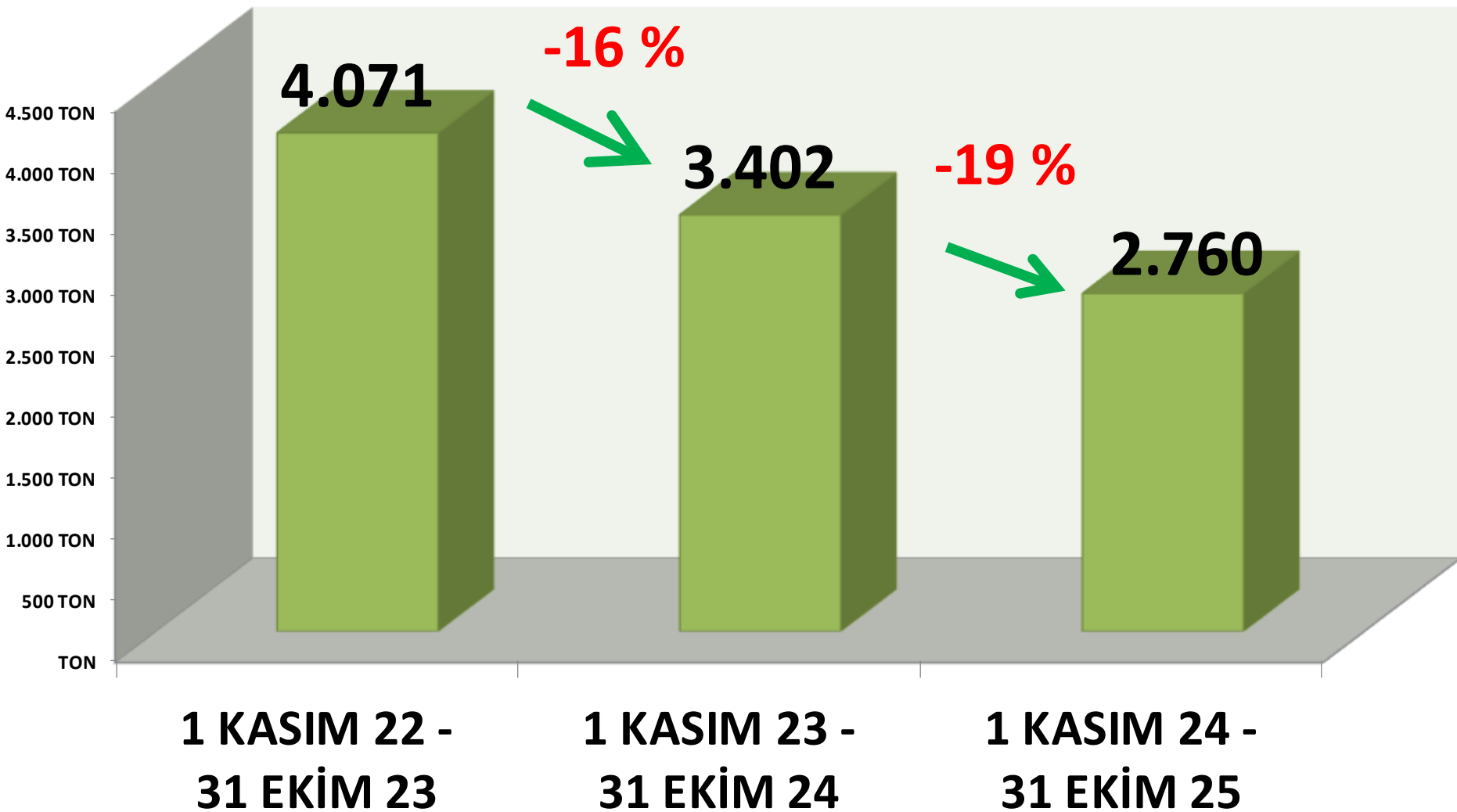
LEBLEBİ SARI TOPLAM

İŞLEM MİKT. TON	2023 EKİM	2024 EKİM		2025 EKİM	
TTS	<u>281 TON</u>	27%	<u>357 TON</u>	-12%	<u>315 TON</u>

Leblebi Sarı İşlem Miktarı (Ton)



YILLIK TOPLAM SARI LEBLEBİ İŞLEM MİKTARI (TON)



LEBLEBİ SARI 9 mm FİYATLARI

	2023 EKİM	2024 EKİM		2025 EKİM	
EN AZ	41,00 TL	32%	54,00 TL	-	-
EN ÇOK	45,00 TL	56%	70,00 TL	-	-
ORTALAMA	43,03 TL	54%	66,25 TL	-	-

LEBLEBİ SARI 9,50 mm FİYATLARI

	2023 EKİM	2024 EKİM		2025 EKİM	
EN AZ	52,00 TL	42%	74,00 TL	15%	85,00 TL
EN ÇOK	60,00 TL	33%	80,00 TL	21%	97,00 TL
ORTALAMA	56,46 TL	39%	78,20 TL	23%	96,43 TL

LEBLEBİ SARI 9,75 mm FİYATLARI

	2023 EKİM	2024 EKİM		2025 EKİM	
EN AZ	63,00 TL	30%	82,00 TL	27%	104,00 TL
EN ÇOK	65,00 TL	38%	90,00 TL	33%	120,00 TL
ORTALAMA	64,41 TL	31%	84,54 TL	28%	108,08 TL

LEBLEBİ SARI 10 mm FİYATLARI

	2023 EKİM	2024 EKİM		2025 EKİM	
EN AZ	67,00 TL	40%	93,50 TL	29%	120,19 TL
EN ÇOK	86,25 TL	17%	101,00 TL	91%	193,00 TL
ORTALAMA	74,64 TL	30%	97,01 TL	57%	152,17 TL

LEBLEBİ KALBURALTI (SARI) FİYATLARI

	2023 EKİM	2024 EKİM		2025 EKİM	
ORTALAMA FİYAT	-	-	40,54 TL	-41%	24,00 TL

YILLIK YURTIÇİ TOPLAM LEBLEBİ İŞLEM MİKTARI

MİKTAR	1 KASIM 22 - 31 EKİM 23	1 KASIM 23 - 31 EKİM 24		1 KASIM 24 - 31 EKİM 25	
SARI	4.071 TON	-16%	3.402 TON	-19%	2.760 TON
BEYAZ	1.320 TON	28%	1.683 TON	-39%	1.032 TON
KAPL.+KIRIK	2.197 TON	-13%	1.902 TON	-22%	1.476 TON
LEBLEBİ TOPLAM	7.588 TON	-8%	6.987 TON	-25%	5.269 TON

YILLIK TOPLAM TTS LEBLEBİ TESCİLİ



KAPL. + KIRIK

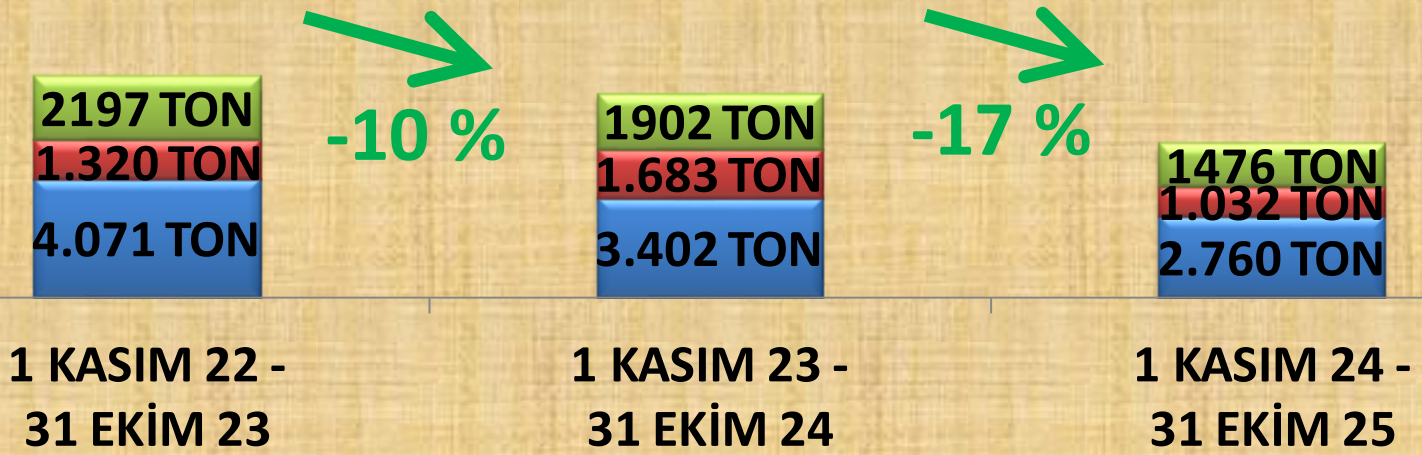


BEYAZ



SARI

40.000 TON
35.000 TON
30.000 TON
25.000 TON
20.000 TON
15.000 TON
10.000 TON
5.000 TON
TON



LEBLEBİ İHRACAT MİKTARLARI

2023 EKİM

SARI LEBLEBİ	1.488 kg.
BEYAZ LEBLEBİ	1.056 kg.
KAPLAMALI LEBLEBİ	-
KIRIK LEBLEBİ	-
LEBLEBİ UNU	-
LEBLEBİ KALBURALTI	-
TOPLAM	2.544 kg.

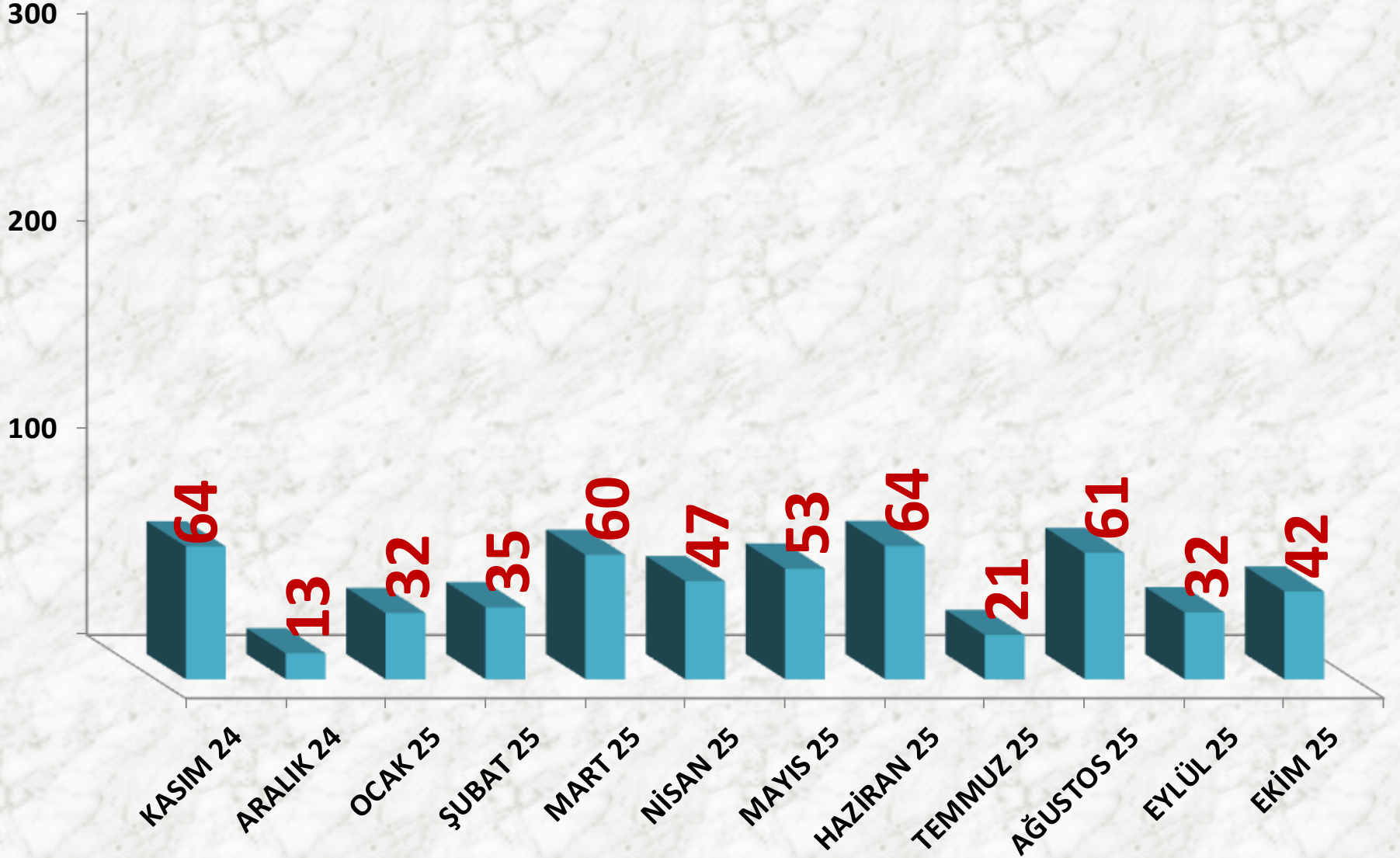
2024 EKİM

SARI LEBLEBİ	4.060 kg.
BEYAZ LEBLEBİ	17.920 kg.
KAPLAMALI LEBLEBİ	1.000 kg.
KIRIK LEBLEBİ	-
LEBLEBİ UNU	4.500 kg.
LEBLEBİ KALBURALTI	-
TOPLAM	27.480 kg.

2025 EKİM

SARI LEBLEBİ	42.240 kg.
BEYAZ LEBLEBİ	-
KAPLAMALI LEBLEBİ	-
KIRIK LEBLEBİ	-
LEBLEBİ UNU	-
LEBLEBİ KALBURALTI	-
TOPLAM	42.240 kg.

Leblebi İhracat (Ton)



EKİM 25

8%

EYLÜL 25

6%

KASIM 24

12%

ARALIK 24

2%

AĞUSTOS 25

12%

OCAK 25

6%

TEMMUZ 25

4%

ŞUBAT 25

7%

HAZİRAN 25

12%

MART 25

12%

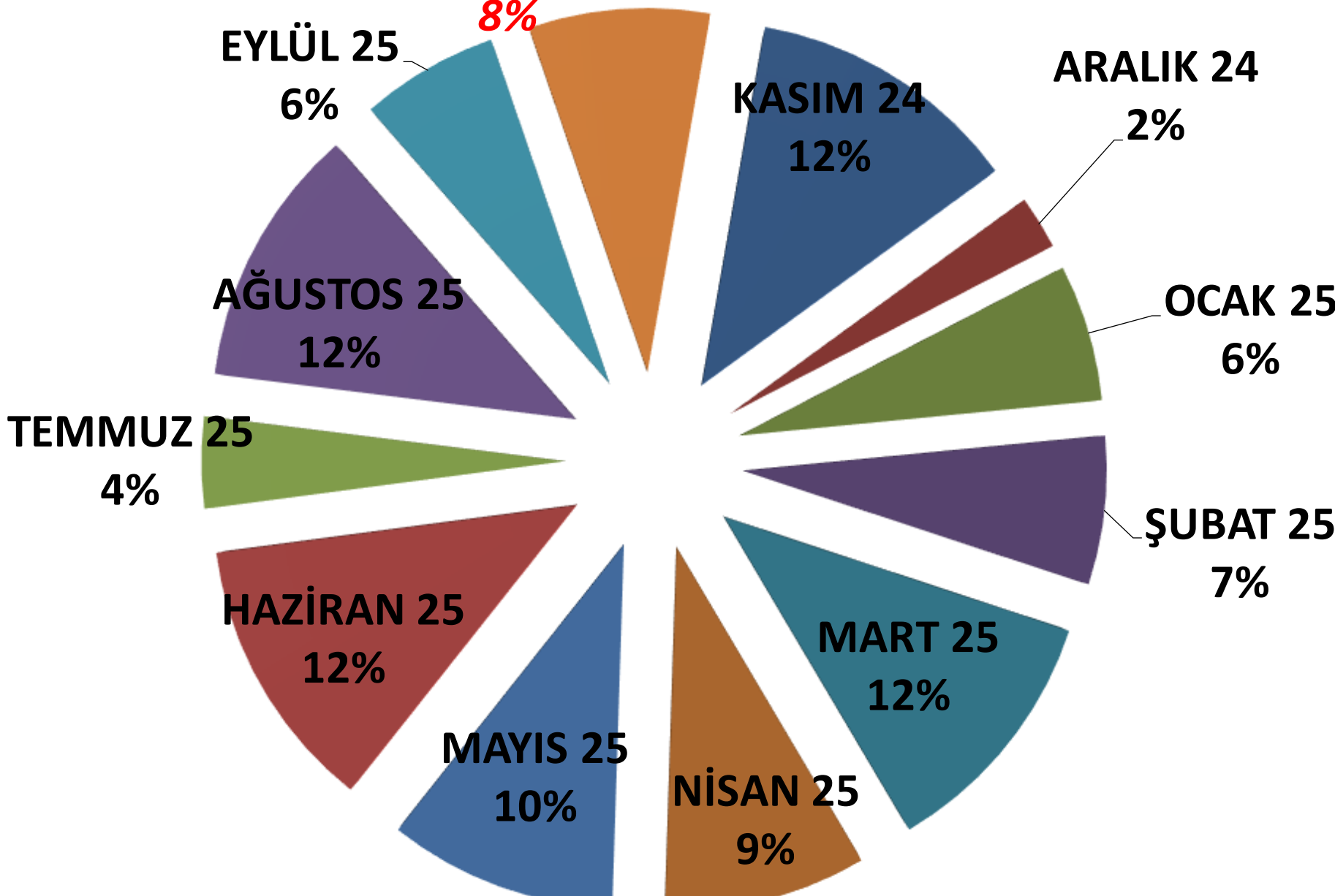
MAYIS 25

10%

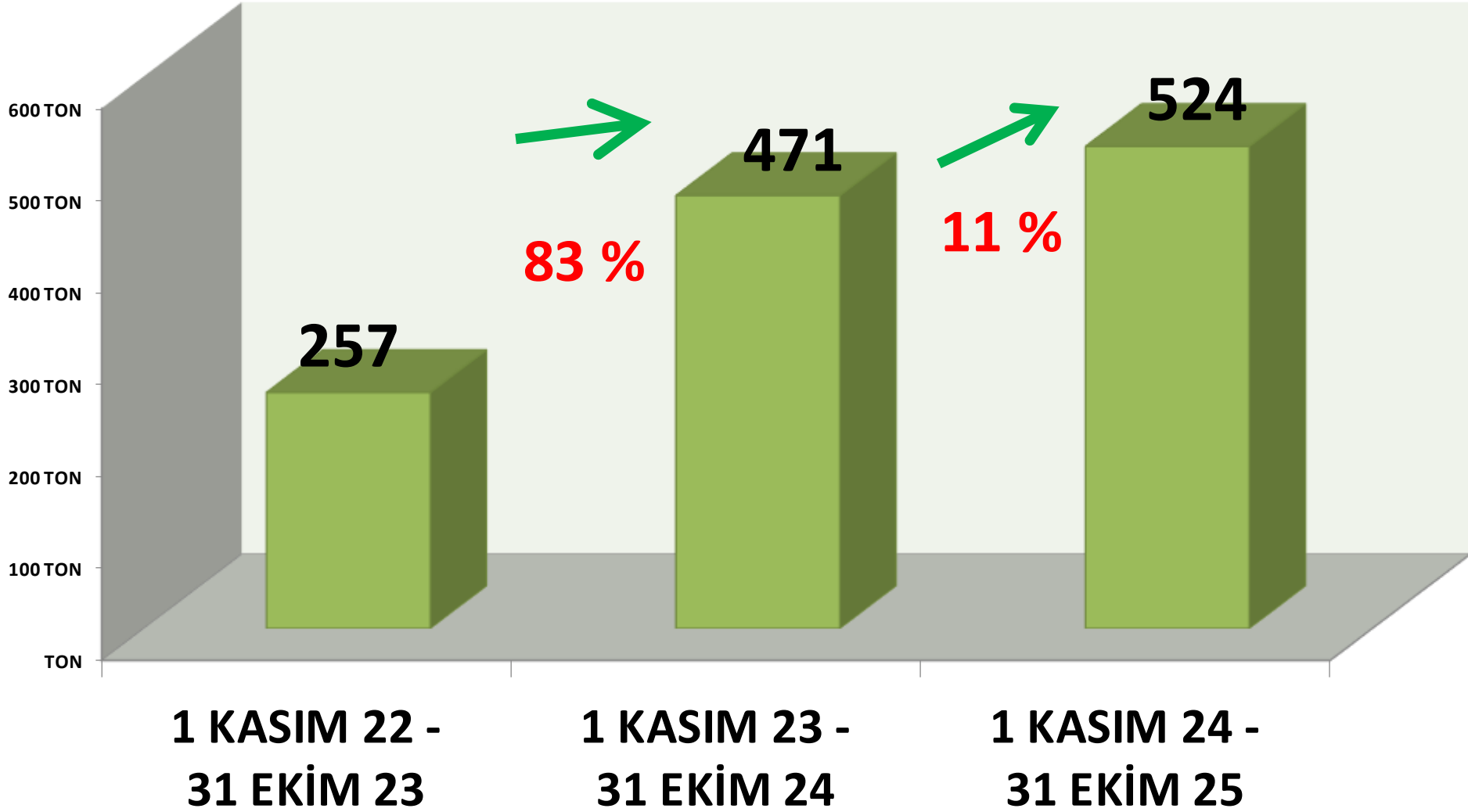
NİSAN 25

9%

AYLIK LEBLEBİ İHR. İŞLEM MİKTARI ORANLARI



YILLIK TOPLAM LEBLEBİ İHRACAT MİKTARI (TON)



AYÇEKİRDEĞİ

İŞLEM MİKTARI TON	2023 EKİM	2024 EKİM		2025 EKİM	
MTS	1.678 TON	285%	6.463 TON	-19%	5.255 TON
TTS	5.013 TON	-49%	2.540 TON	23%	3.113 TON

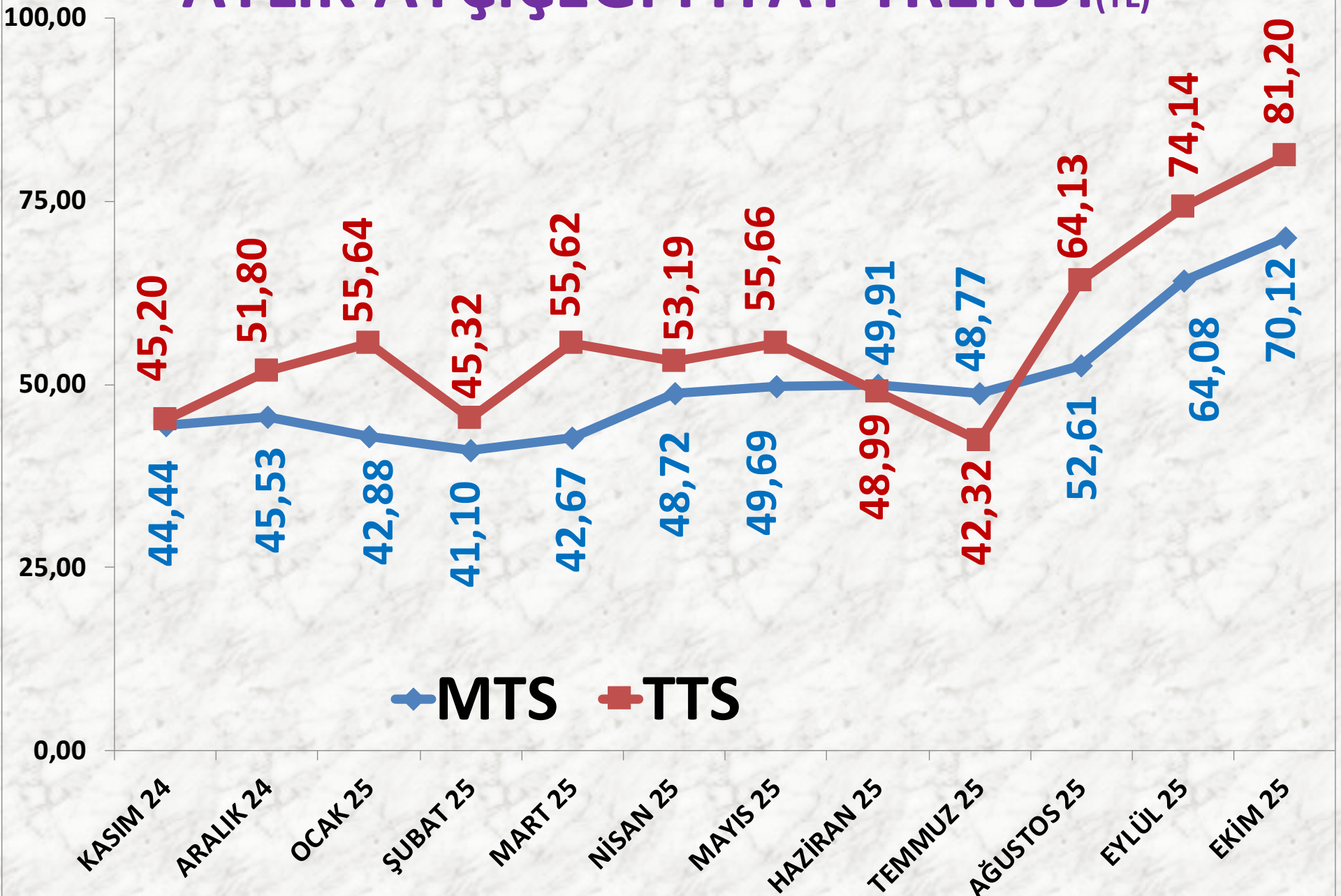
AYÇİÇEĞİ FİYATLARI

EN AZ FİYAT	2023 EKİM	2024 EKİM		2025 EKİM	
MTS	33,67 TL	-31%	23,07 TL	24%	28,50 TL
TTS	29,50 TL	19%	35,00 TL	0%	35,00 TL

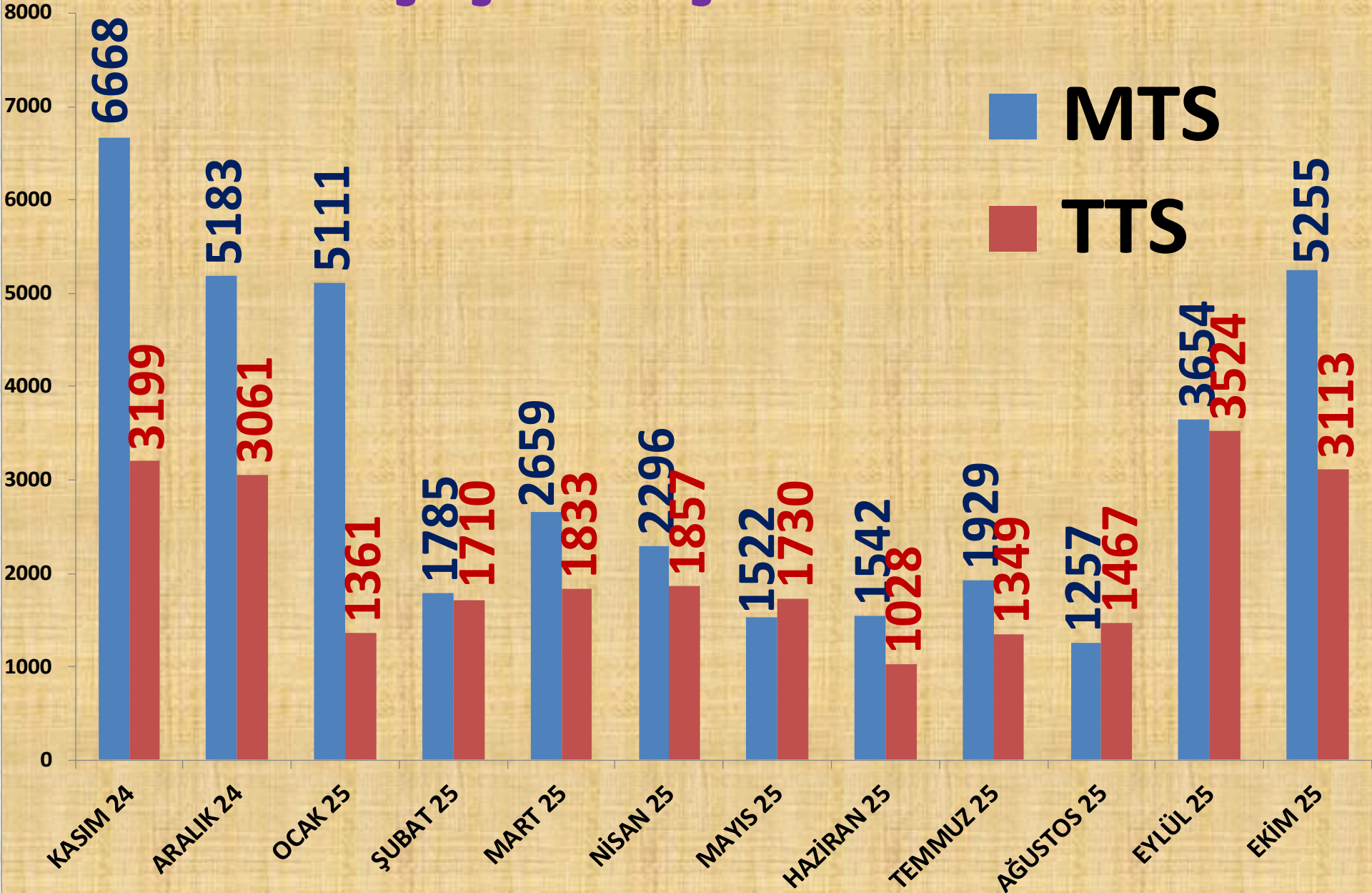
EN ÇOK FİYAT	2023 EKİM	2024 EKİM		2025 EKİM	
MTS	91,58 TL	-8%	84,68 TL	45%	122,50 TL
TTS	105,00 TL	-19%	85,00 TL	112%	180,00 TL

ORTALAMA FİYAT	2023 EKİM	2024 EKİM		2025 EKİM	
MTS	52,28 TL	-15%	44,31 TL	58%	70,12 TL
TTS	53,10 TL	-20%	42,23 TL	92%	81,20 TL

AYLIK AYÇİÇEĞİ FİYAT TRENDİ (TL)



AYLIK AYÇİÇEĞİ İŞLEM MİKTARI (TON)



AĞUSTOS 25

3%

EYLÜL 25

9%

EKİM 25

14%

KASIM 24

17%

TEMMUZ 25

5%

HAZİRAN 25

4%

ŞUBAT 25

5%

ARALIK 24

13%

MAYIS 25

4%

MART 25

7%

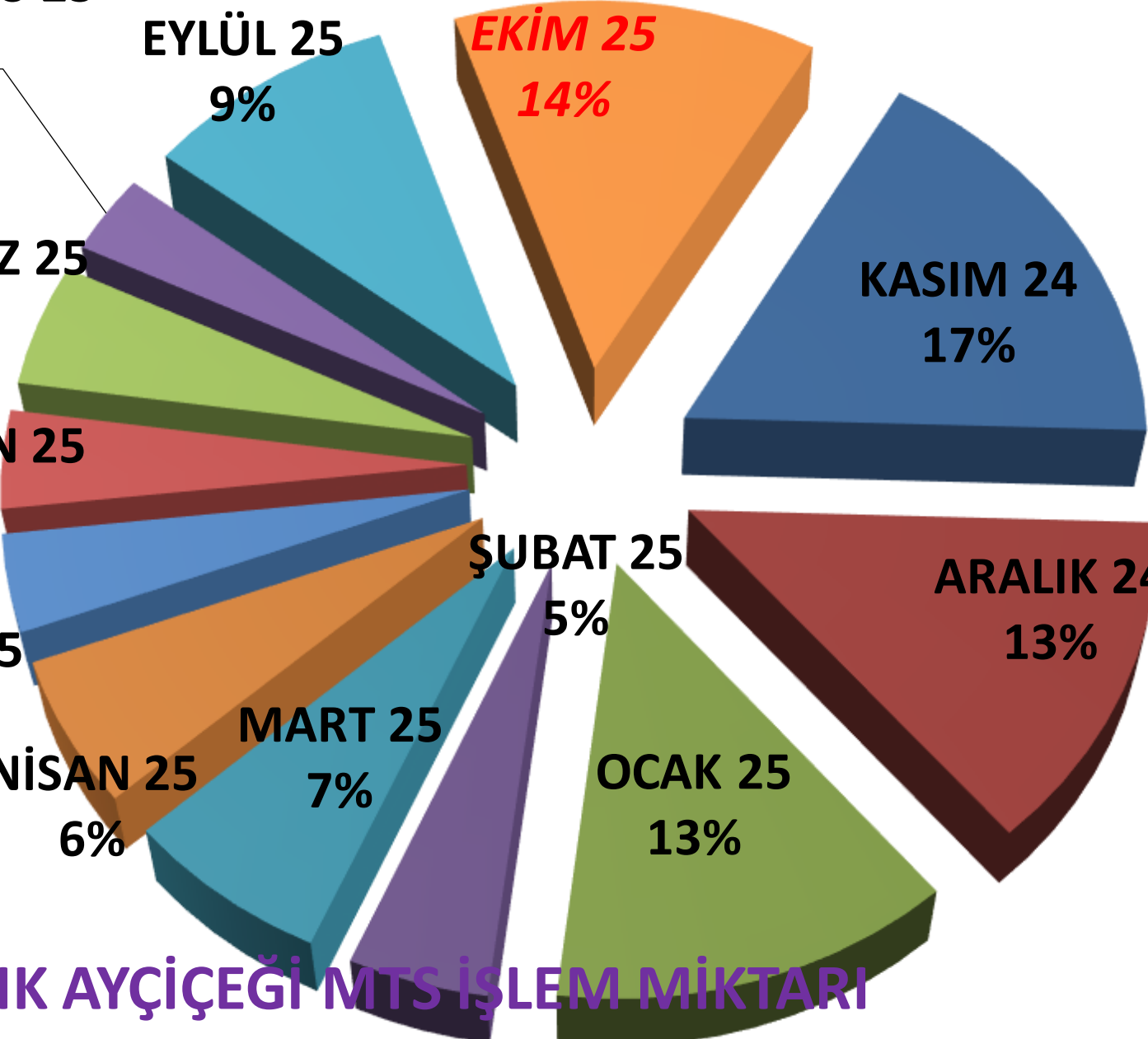
OCAK 25

13%

NİSAN 25

6%

**AYLIK AYÇİÇEĞİ MTS İŞLEM MİKTARI
ORANLARI**



YILLIK AYÇİÇEĞİ İŞLEM MİKTARI (TON)

■ TTS

■ MTS

38.860

25.879 50 %

21 %

21.444

% 17

22.580

12 %

25.233

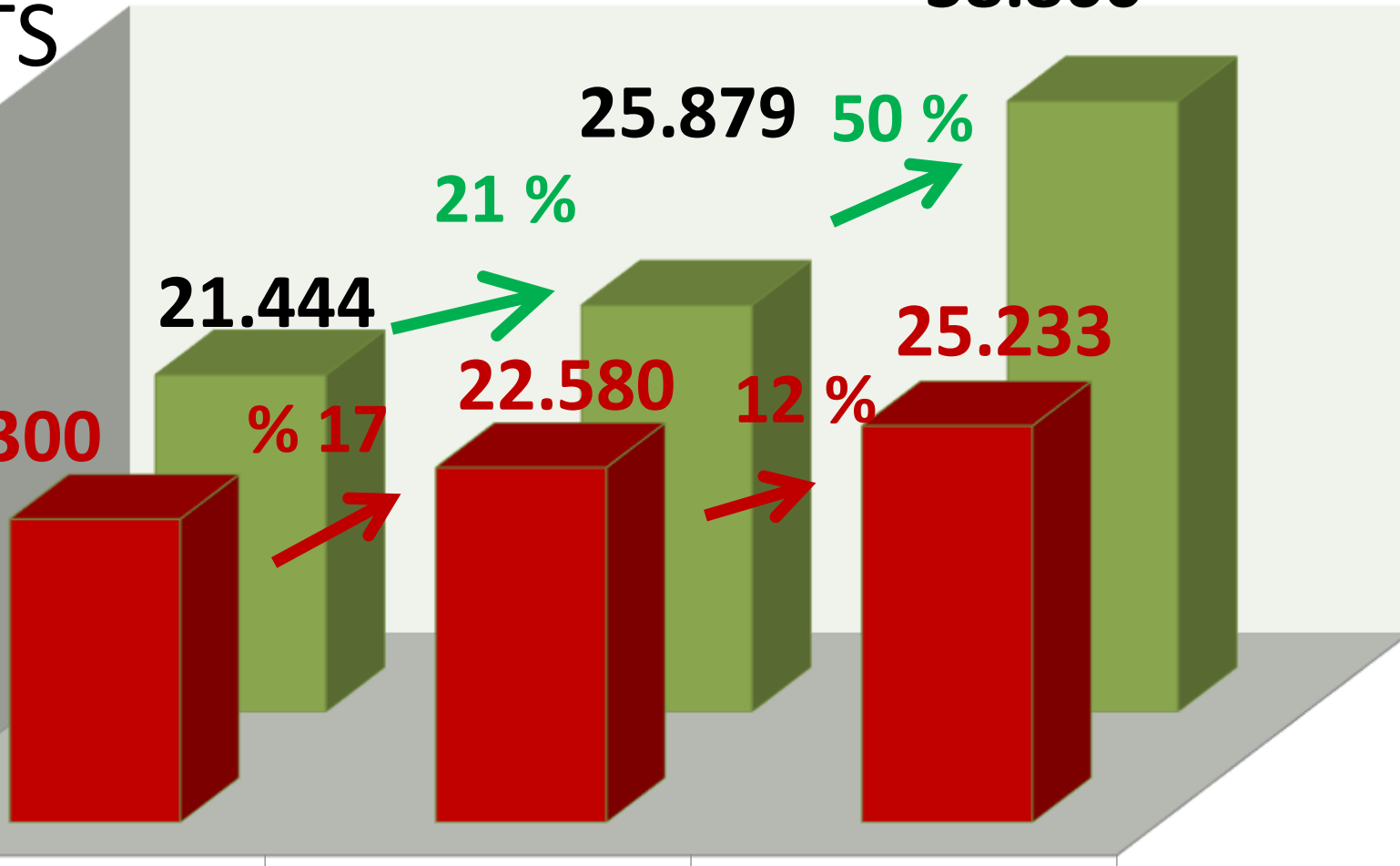
19.300

1 KASIM 22 -
31 EKİM 23

1 KASIM 23 -
31 EKİM 24

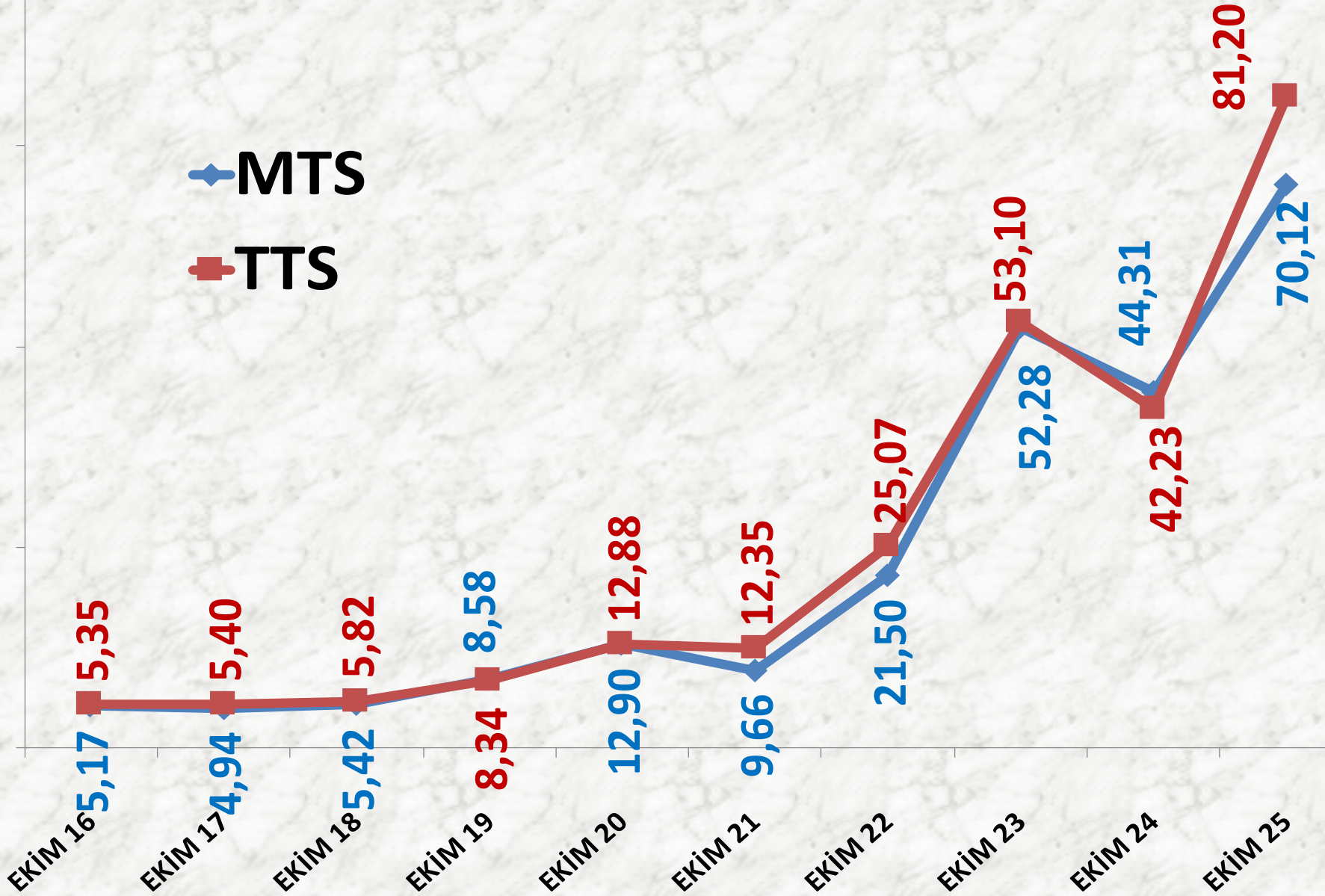
1 KASIM 24 -
31 EKİM 25

40.000 TON
35.000 TON
30.000 TON
25.000 TON
20.000 TON
15.000 TON
10.000 TON
5.000 TON
TON



EKİM AYLARI AYÇİÇEĞİ FİYAT TRENDİ (TL)

◆ MTS
■ TTS

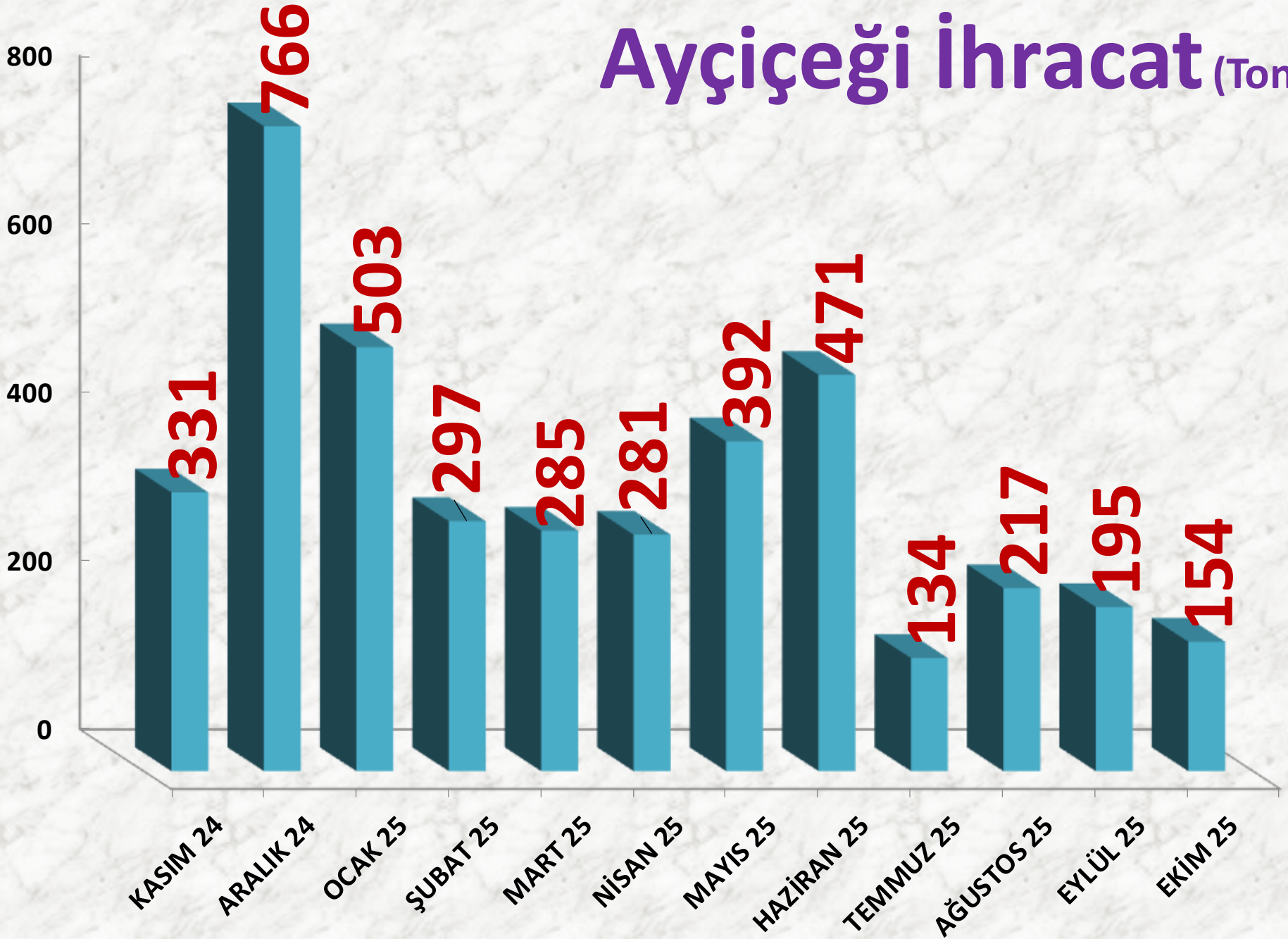


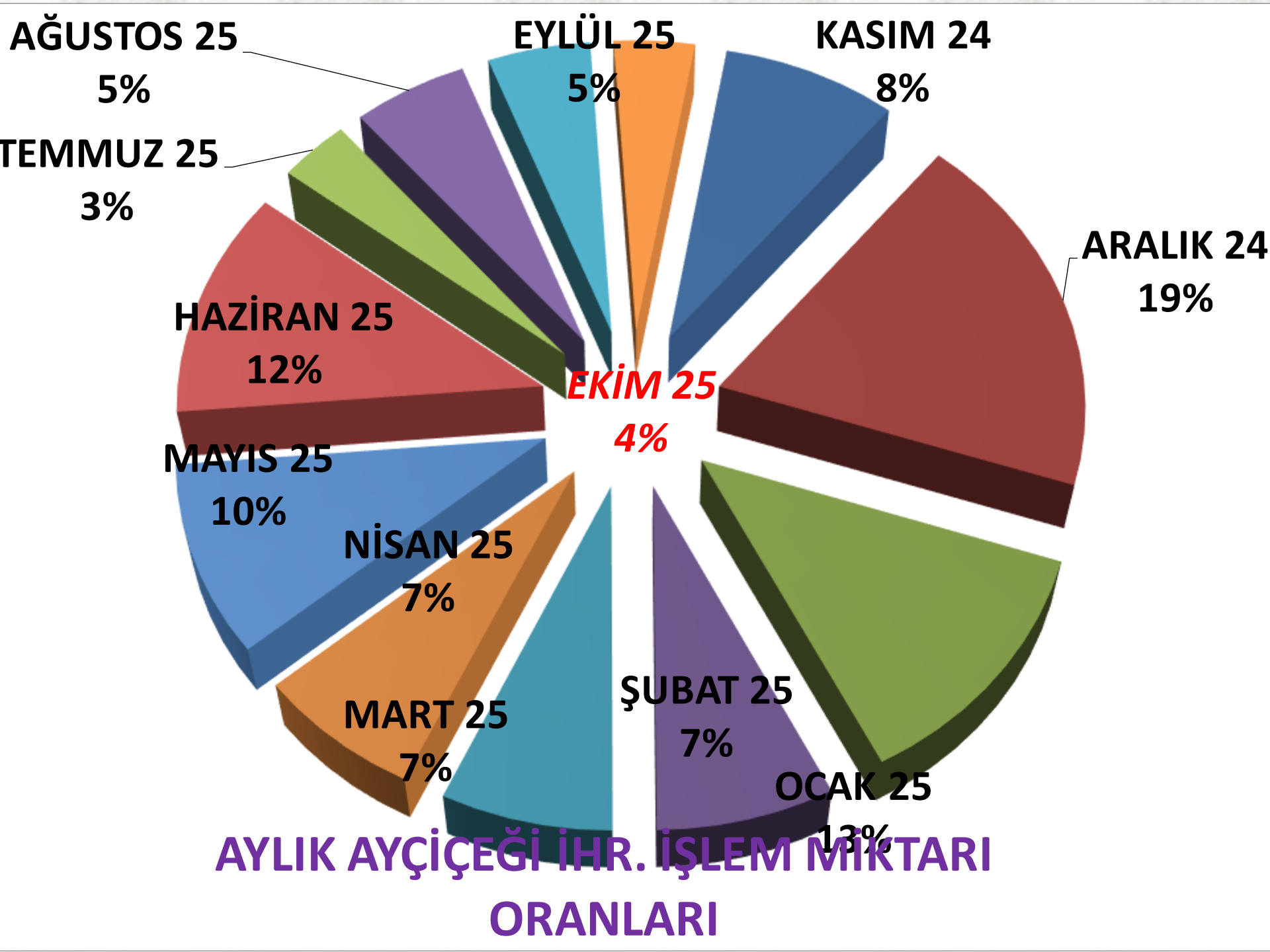
AYÇEKİRDEĞİ İHRACATI

	2023 EKİM	2024 EKİM		2025 EKİM	
İHRACAT	243 TON	-65%	85 TON	81%	154 TON

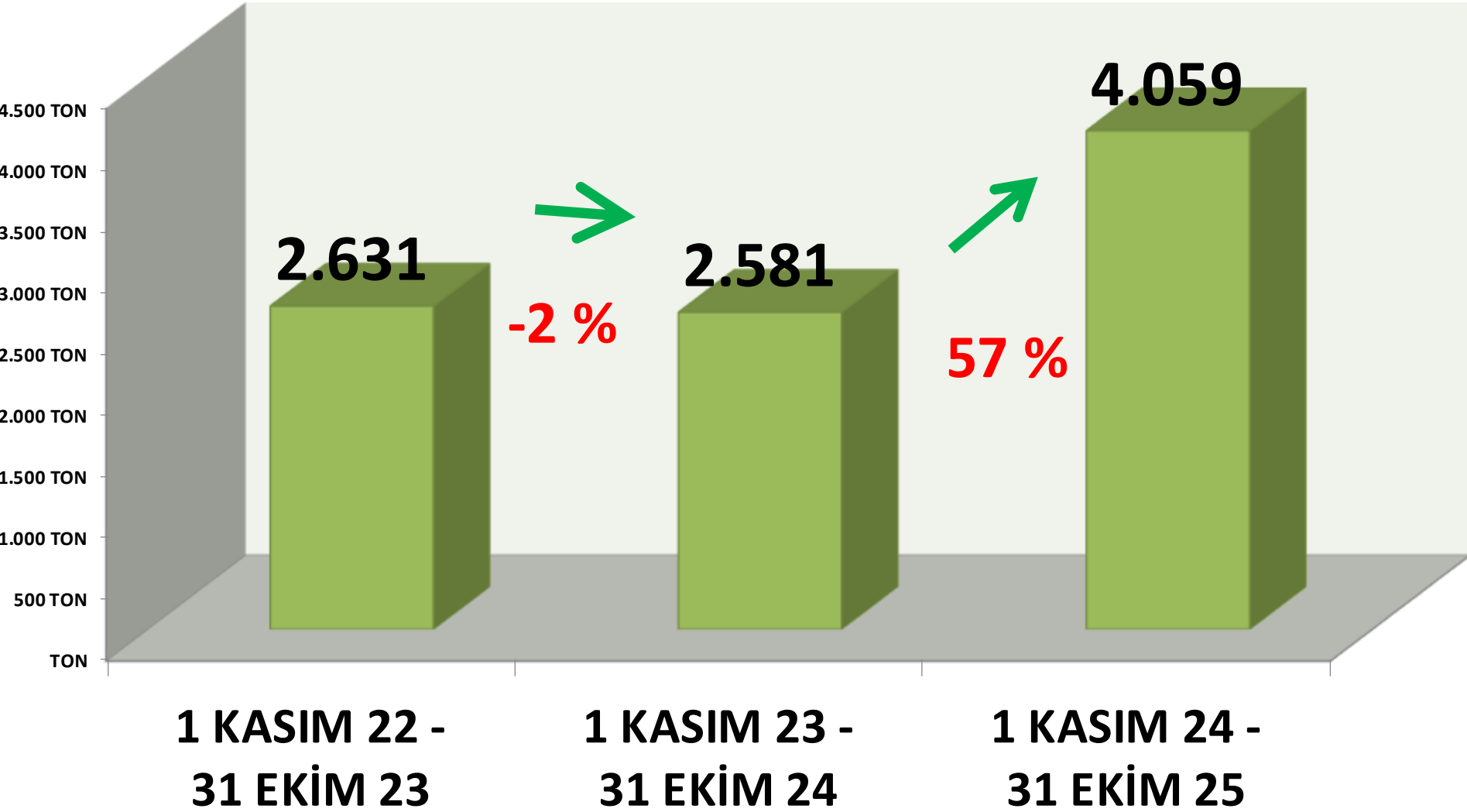


Ayçiçeği İhracat (Ton)





YILLIK TOPLAM AYÇIÇEĐİ İHRACAT MİKTARI (TON)



SÜT

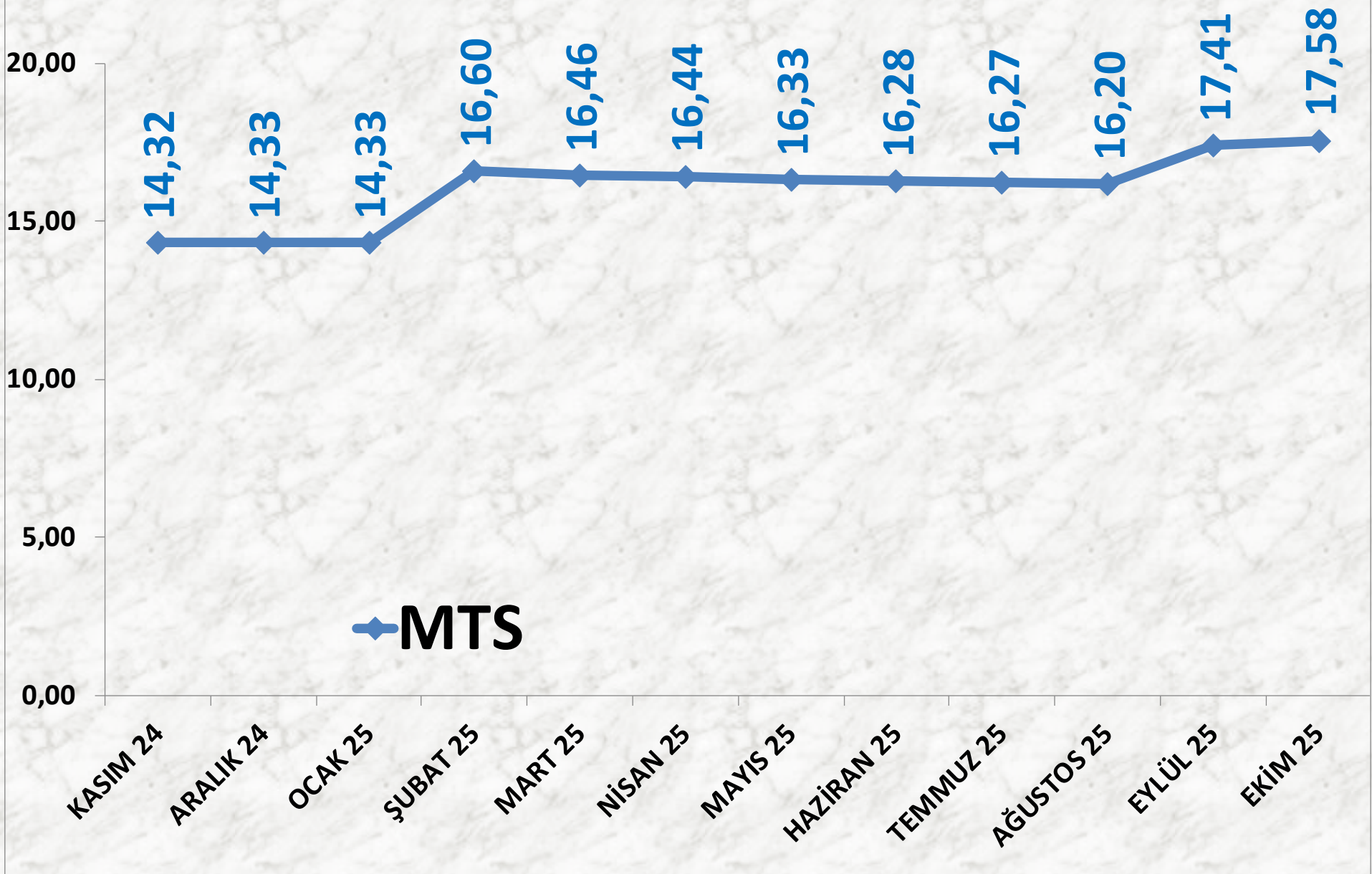
İŞLEM MİKTARI (M³)	2023 EKİM	2024 EKİM		2025 EKİM	
MTS	26.864 M ³	16%	31.219 M ³	8%	33.766 M ³

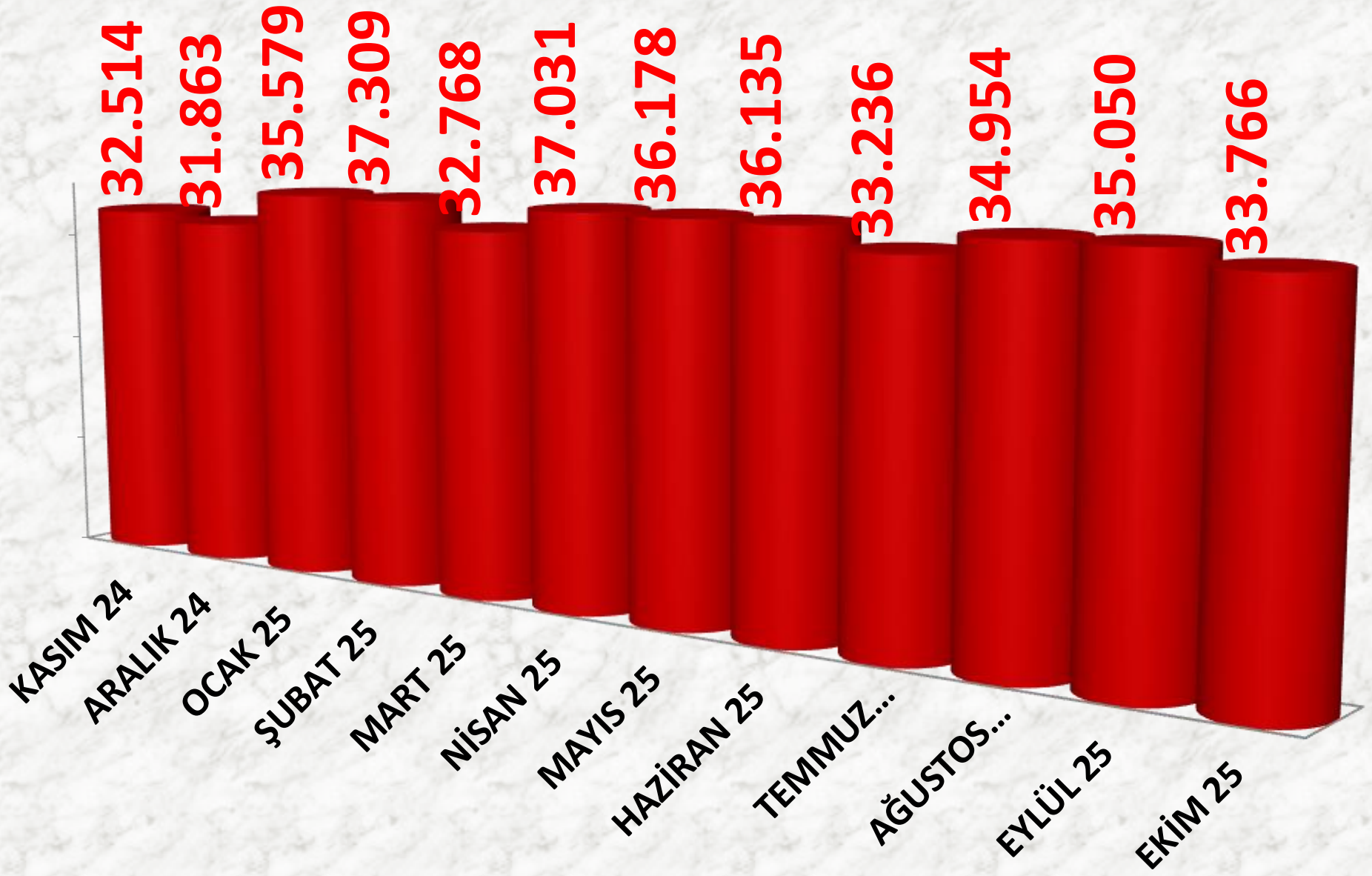
EN AZ FİYAT	2023 EKİM	2024 EKİM		2025 EKİM	
MTS	10,30 TL	9%	11,25 TL	16%	13,00 TL

EN ÇOK FİYAT	2023 EKİM	2024 EKİM		2025 EKİM	
MTS	16,00 TL	36%	21,75 TL	-10%	19,61 TL

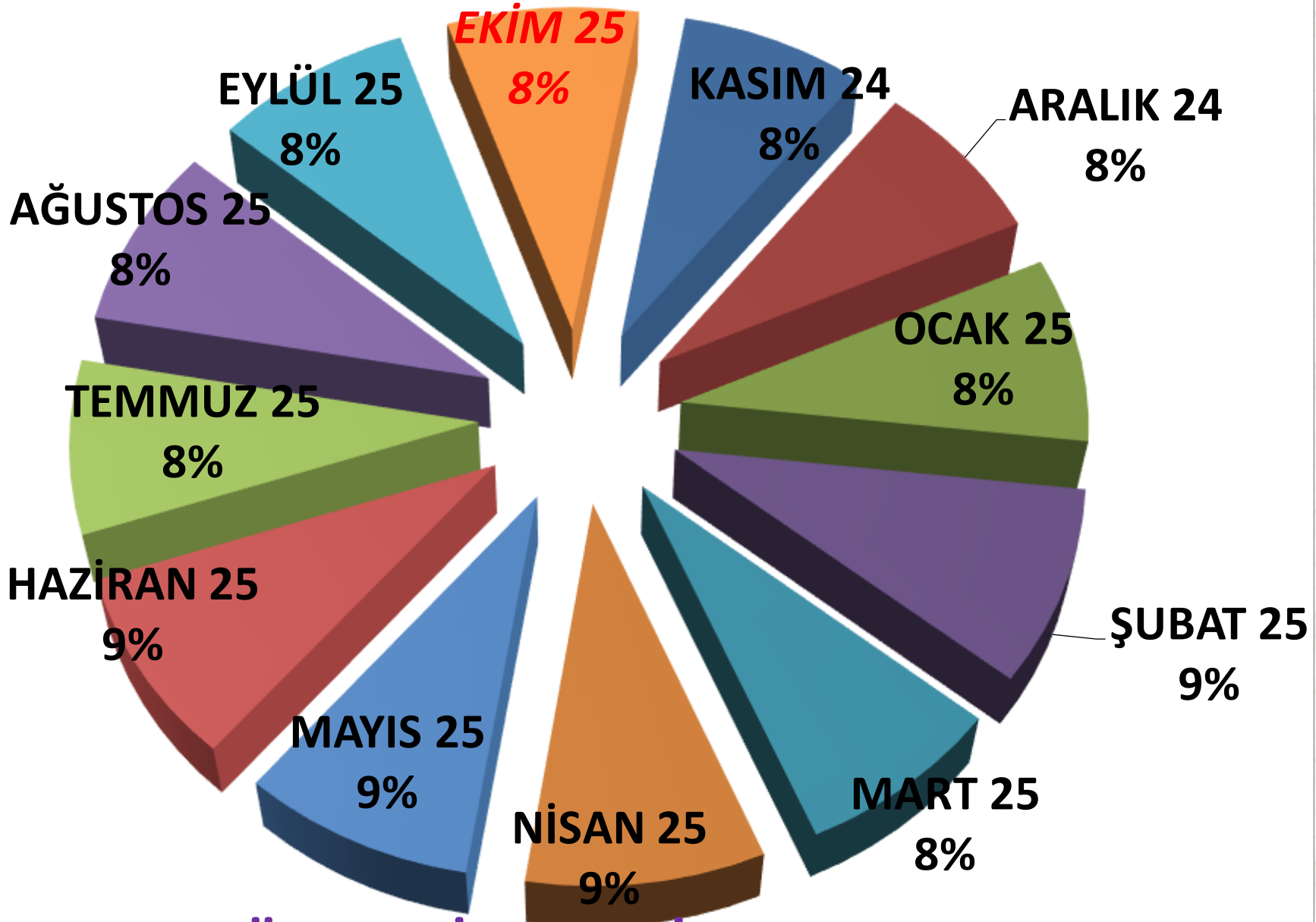
ORTALAMA FİYAT	2023 EKİM	2024 EKİM		2025 EKİM	
MTS	11,93 TL	20%	14,30 TL	23%	17,58 TL

AYLIK İNEK SÜTÜ FİYAT TRENDİ_(TL)



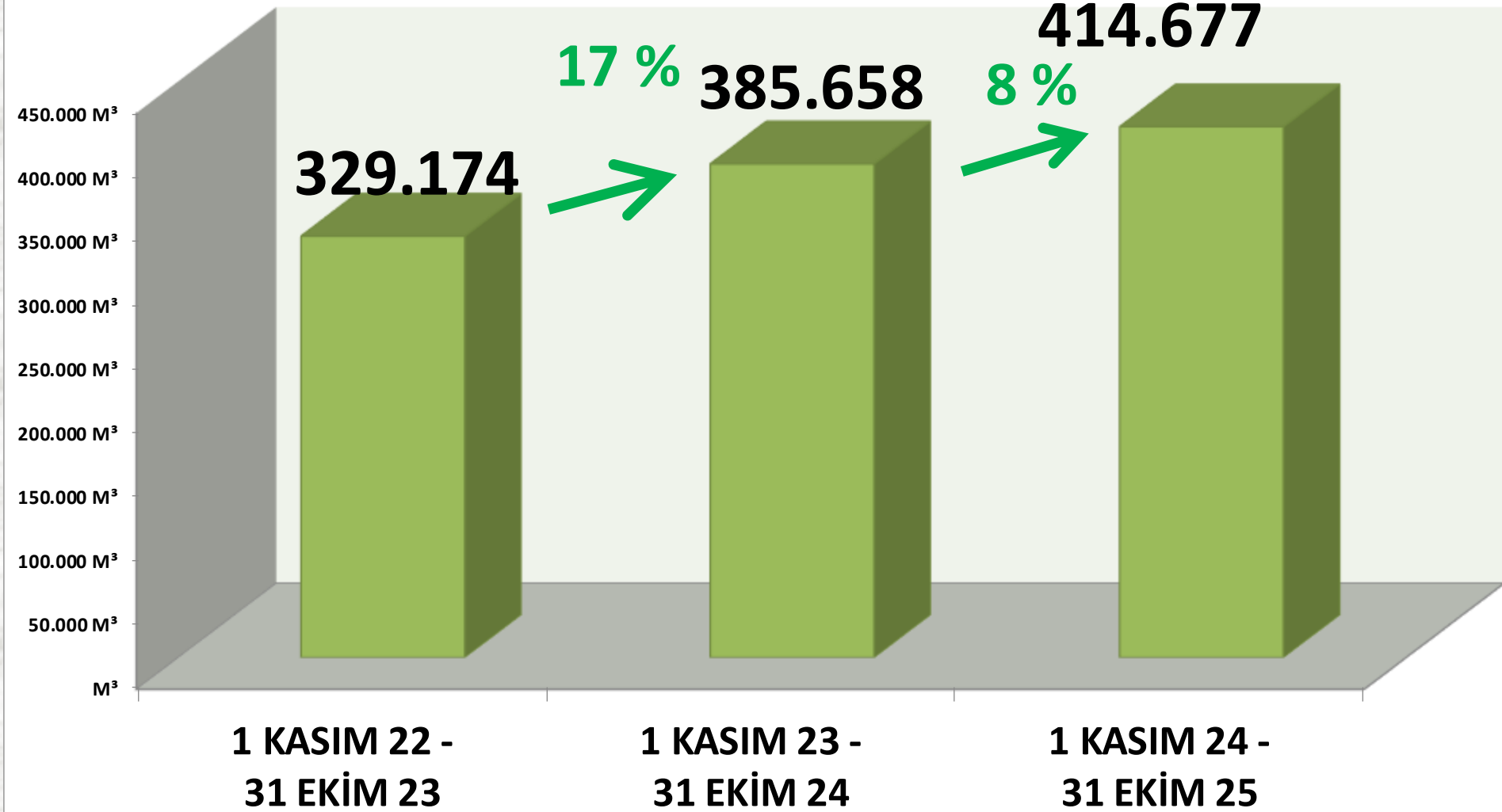


AYLIK SÜT İŞLEM MİKTARI (M³)



AYLIK SÜT MTS İŞLEM MİKTARI ORANLARI

YILLIK İNEK SÜTÜ İŞLEM MİKTARI (TON)



BEYAZ HAŞHAŞ

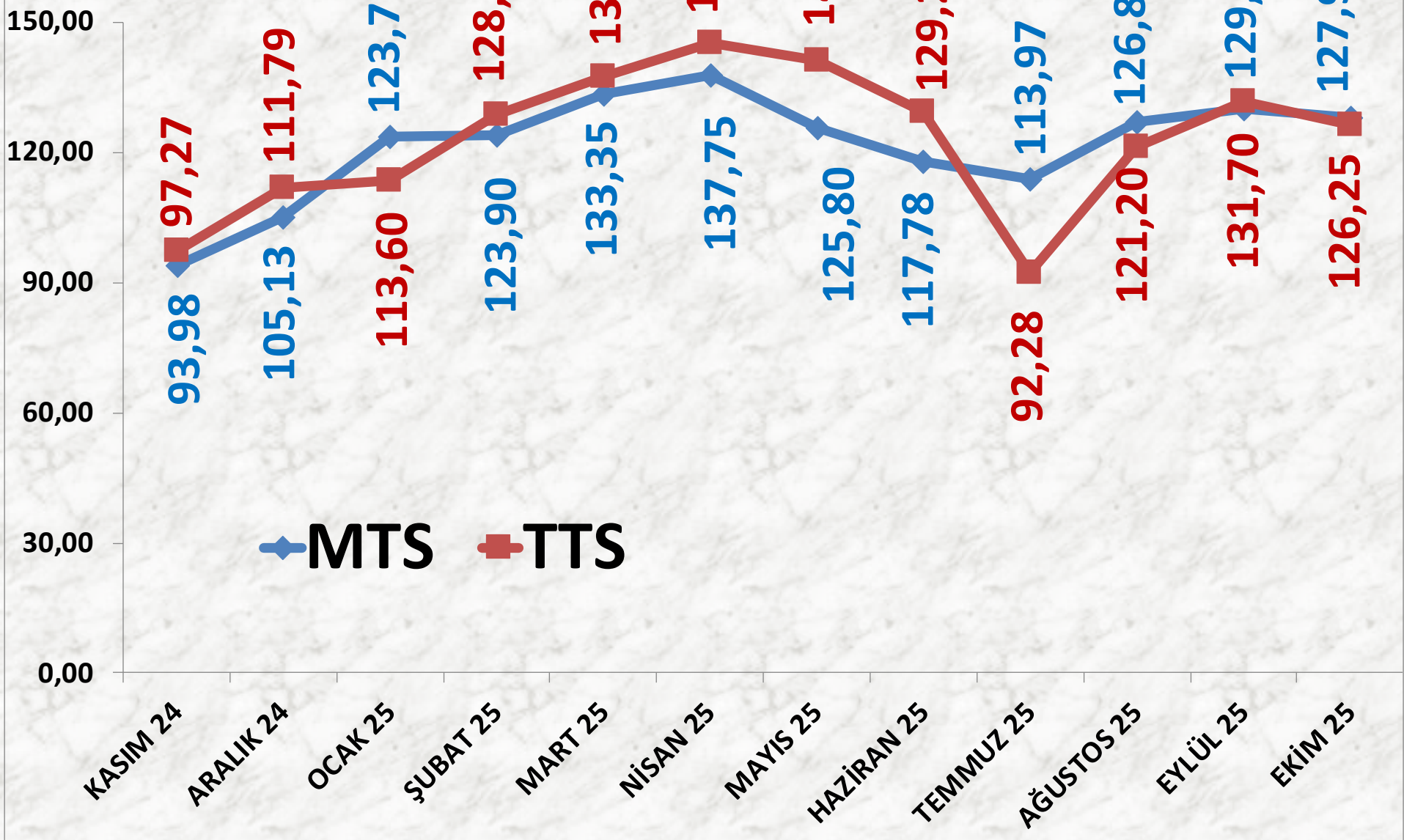
İŞLEM MİKTARI TON	2023 EKİM	2024 EKİM		2025 EKİM	
MTS	51 TON	56%	80 TON	-36%	51 TON
TTS	151 TON	-47%	81 TON	-76%	19 TON

EN AZ FİYAT	2023 EKİM	2024 EKİM		2025 EKİM	
MTS	71,50 TL	16%	83,00 TL	51%	125,30 TL
TTS	74,46 TL	26%	93,84 TL	30%	121,81 TL

EN ÇOK FİYAT	2023 EKİM	2024 EKİM		2025 EKİM	
MTS	78,08 TL	18%	92,25 TL	73%	160,00 TL
TTS	109,70 TL	17%	127,87 TL	41%	180,00 TL

ORTALAMA FİYAT	2023 EKİM	2024 EKİM		2025 EKİM	
MTS	75,37 TL	21%	91,37 TL	40%	127,93 TL
TTS	76,89 TL	25%	95,96 TL	32%	126,25 TL

AYLIK B. HAŞHAŞ FİYAT TRENDİ (TL)




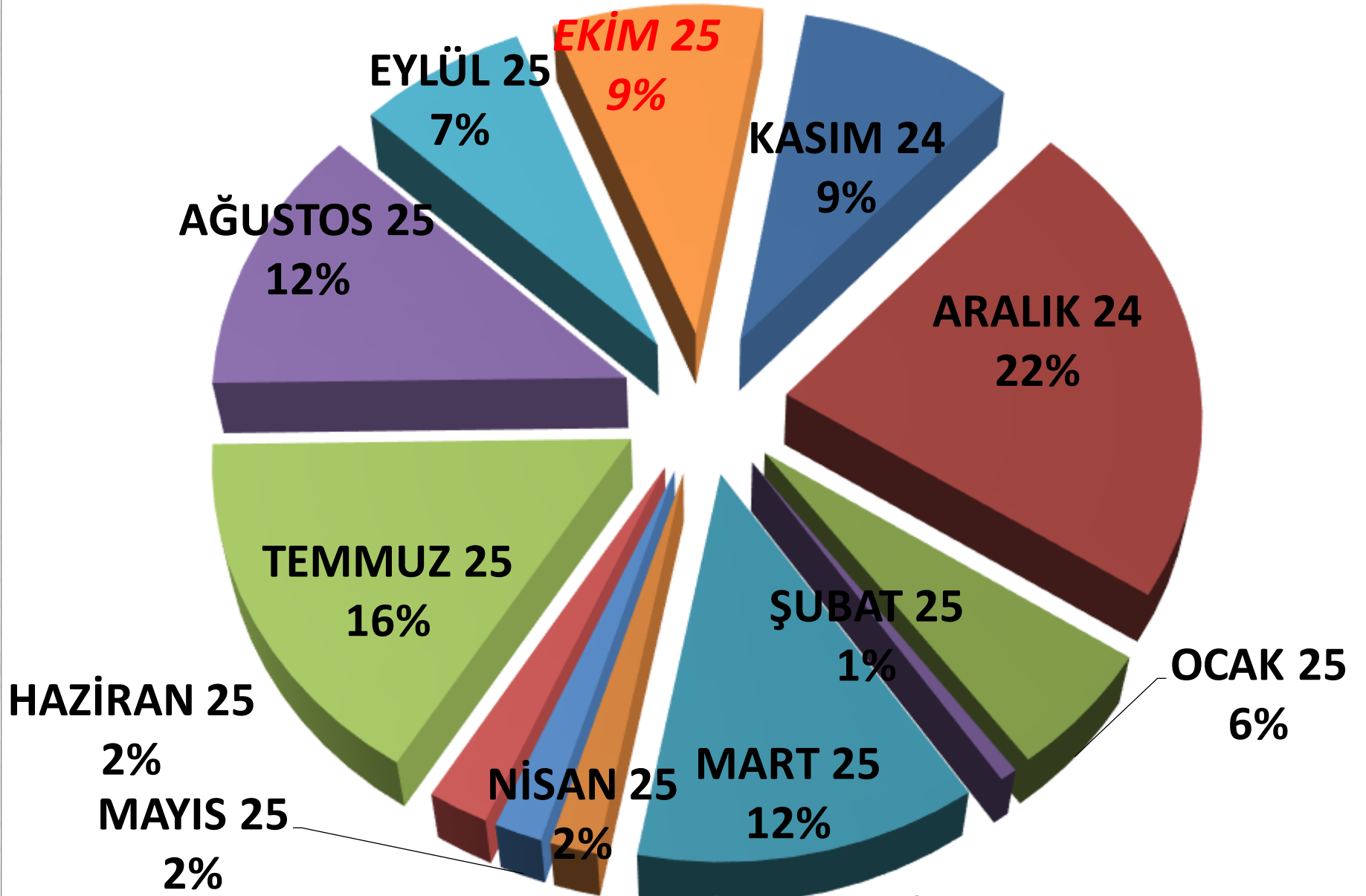
AYLIK B. HAŞHAŞ İŞLEM MİKTARI (TON)

1000

■ MTS

■ TTS



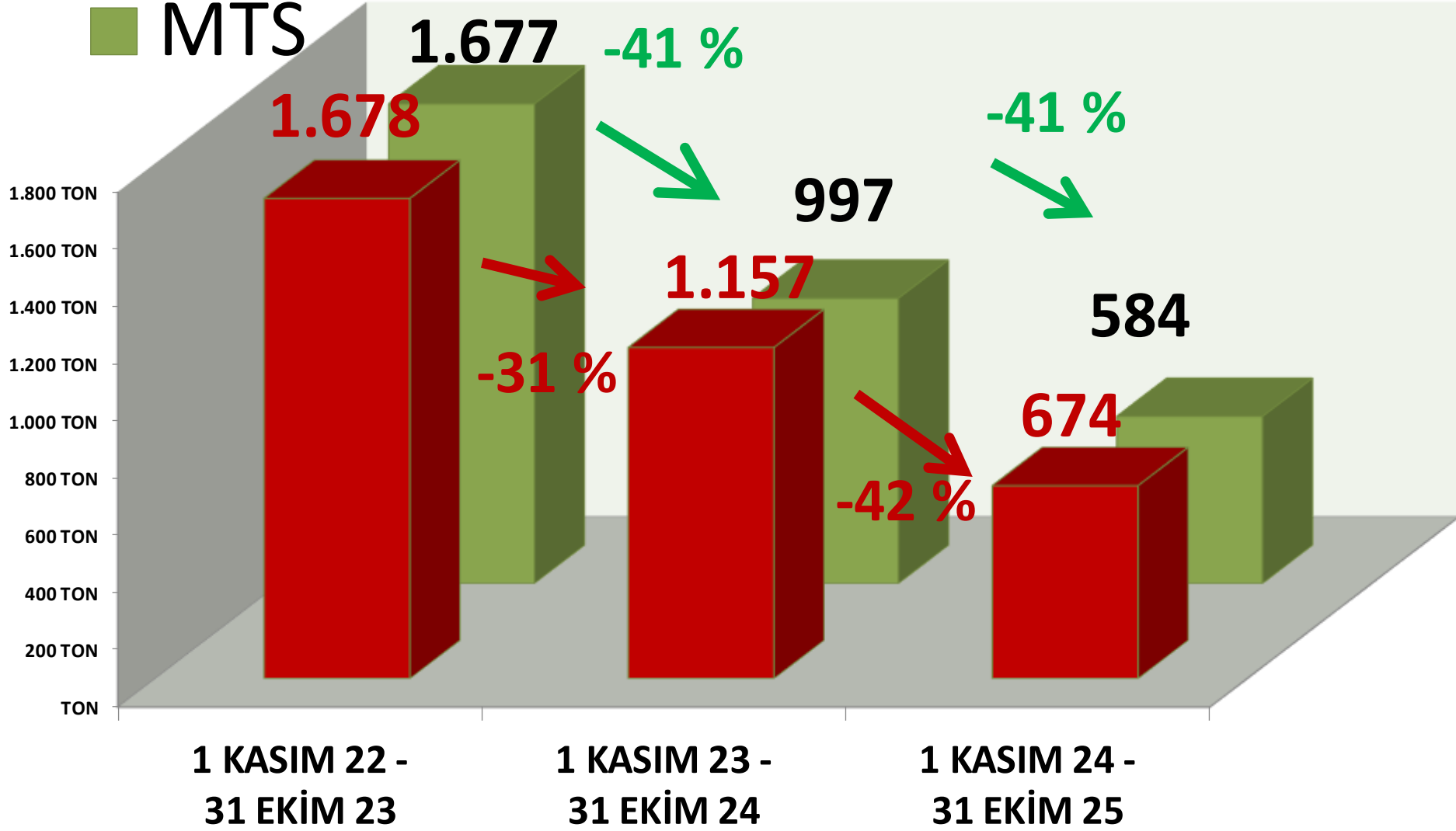


AYLIK B. HAŞHAŞ MTS İŞLEM MİKTARI ORANLARI

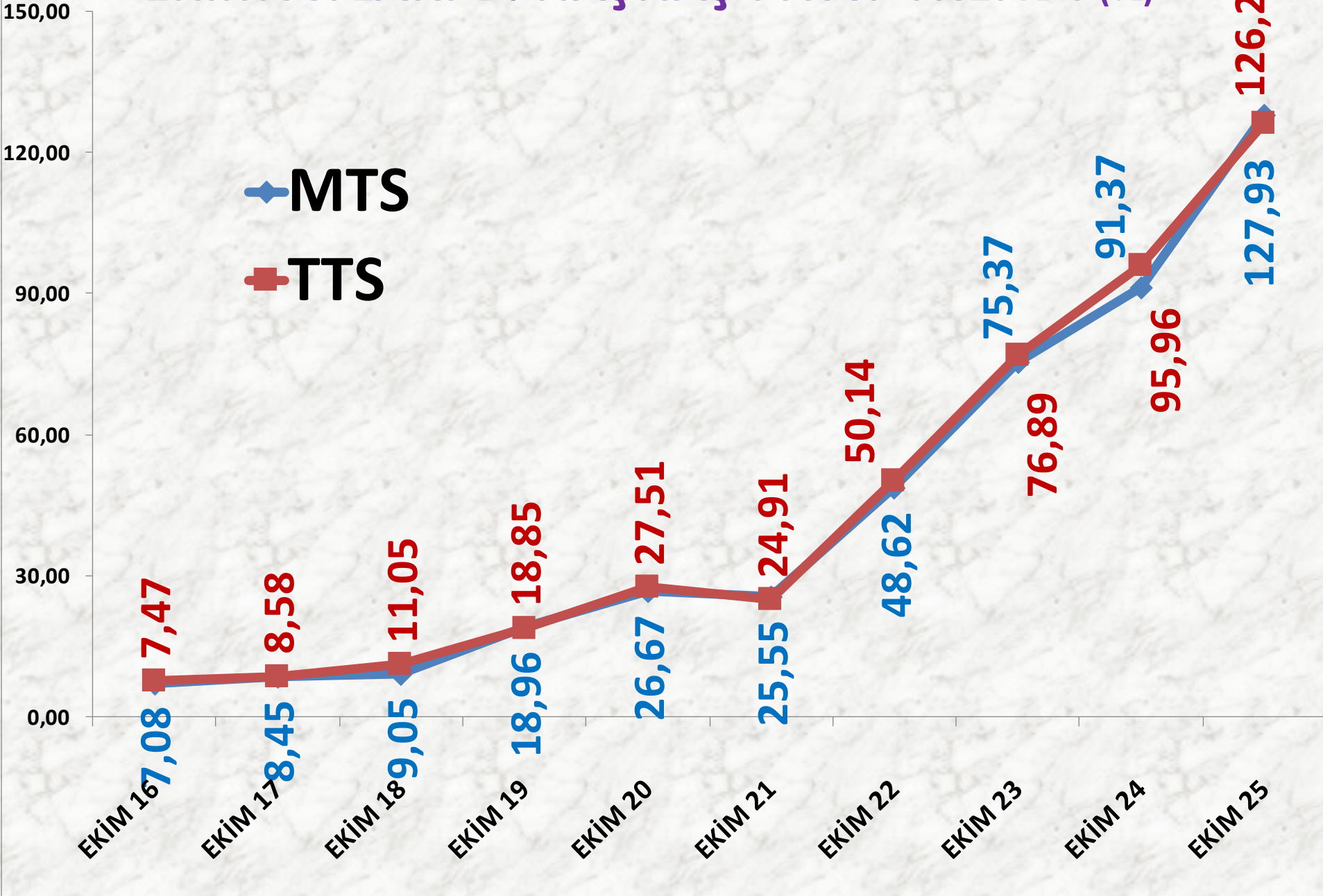
■ TTS

YILLIK B. HAŞHAŞ İŞLEM MİKTARI (TON)

■ MTS



EKİM AYLARI B. HAŞHAŞ FİYAT TRENDİ (TL)



MAVİ HAŞHAŞ

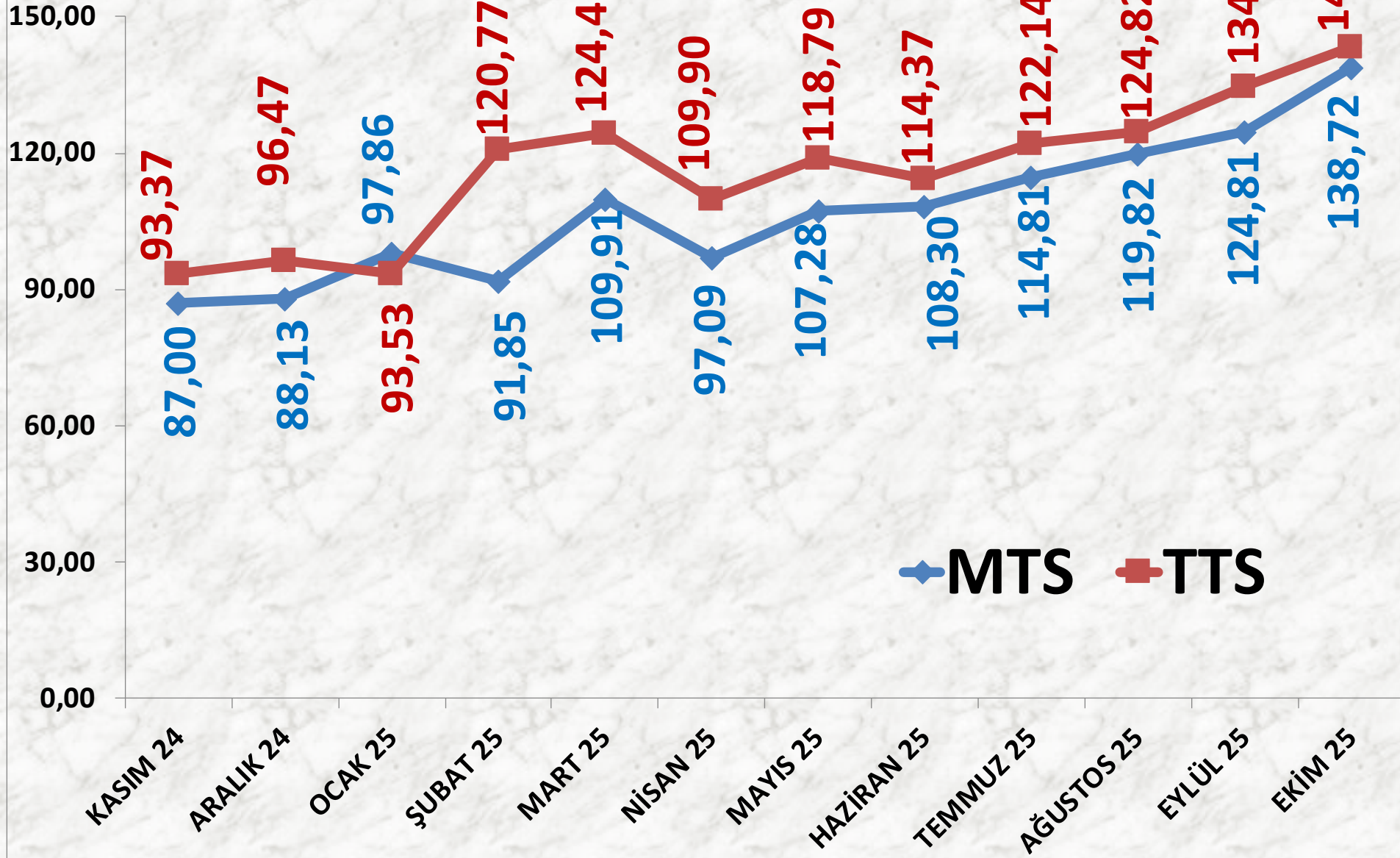
İŞLEM MİKTARI TON	2023 EKİM	2024 EKİM		2025 EKİM	
MTS	34 TON	217%	109 TON	41%	153 TON
TTS	53 TON	134%	123 TON	-69%	38 TON

EN AZ FİYAT	2023 EKİM	2024 EKİM		2025 EKİM	
MTS	66,00 TL	32%	86,82 TL	49%	129,60 TL
TTS	73,00 TL	21%	88,00 TL	55%	136,50 TL

EN ÇOK FİYAT	2023 EKİM	2024 EKİM		2025 EKİM	
MTS	66,00 TL	52%	100,00 TL	60%	160,00 TL
TTS	110,00 TL	18%	130,00 TL	31%	170,00 TL

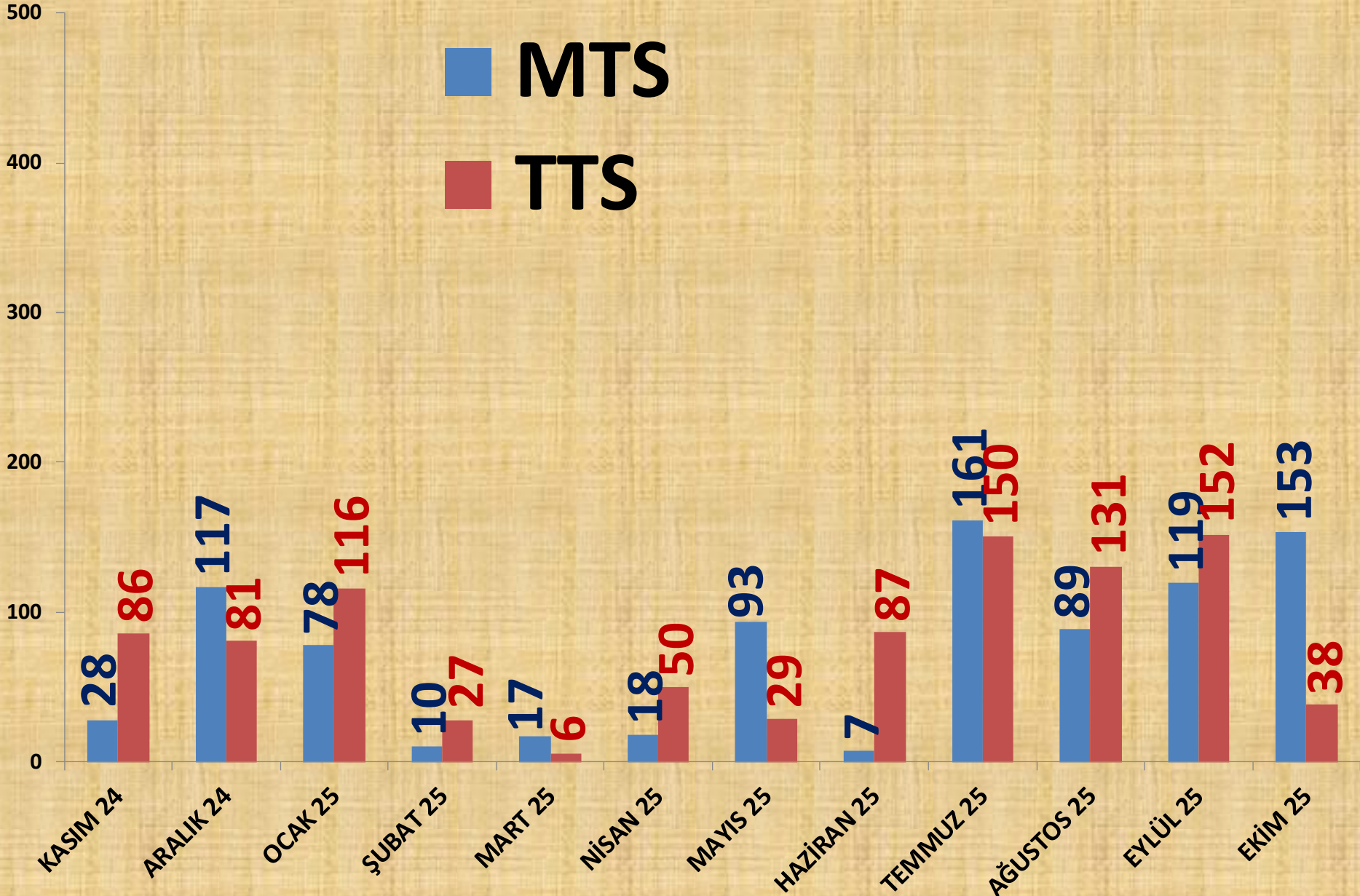
ORTALAMA FİYAT	2023 EKİM	2024 EKİM		2025 EKİM	
MTS	66,00 TL	32%	87,26 TL	59%	138,72 TL
TTS	79,11 TL	15%	91,14 TL	57%	143,26 TL

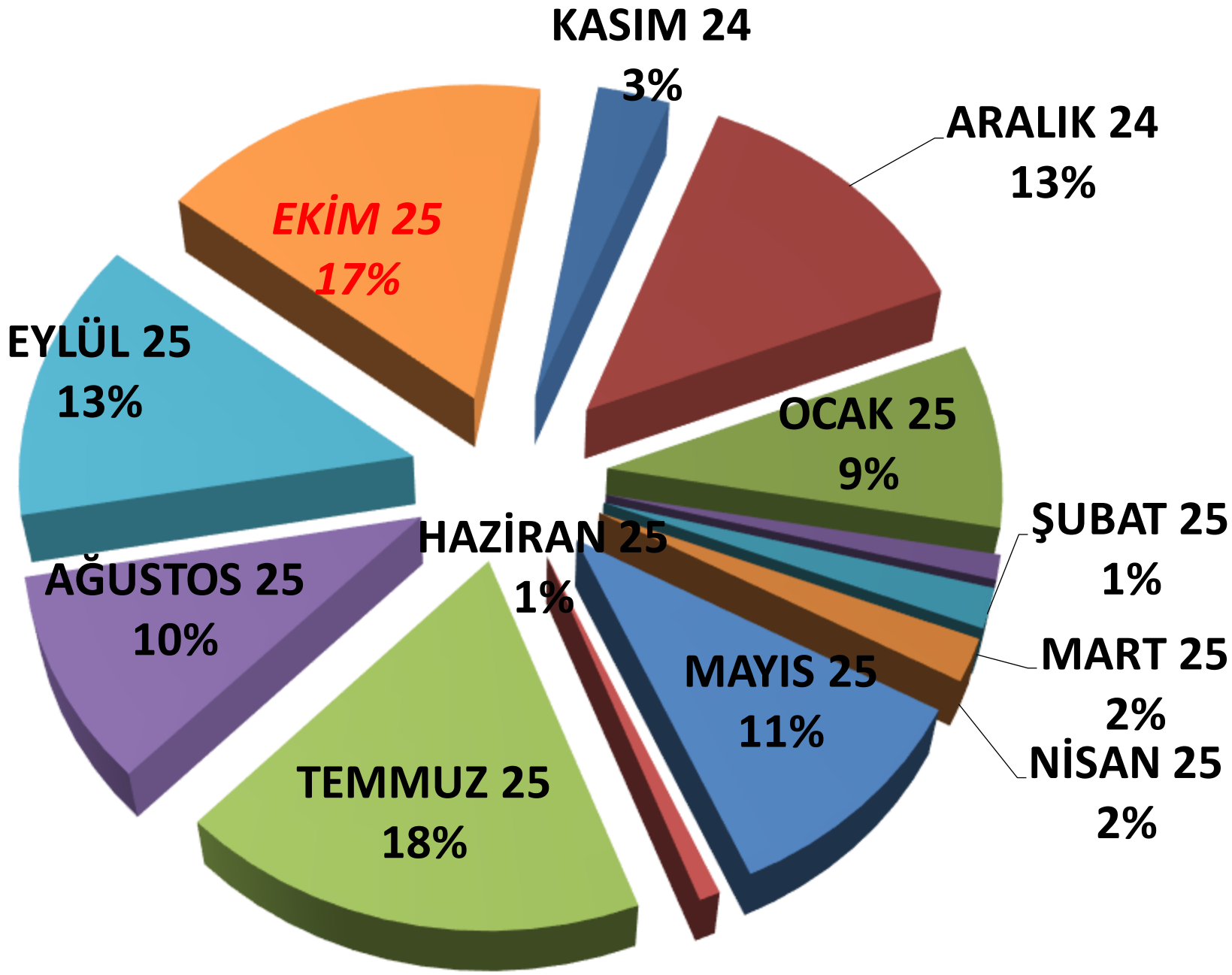
AYLIK MAVİ HAŞHAŞ FİYAT TRENDİ (TL)



AYLIK MAVİ HAŞHAŞ İŞLEM MİKTARI (TON)

■ MTS
■ TTS

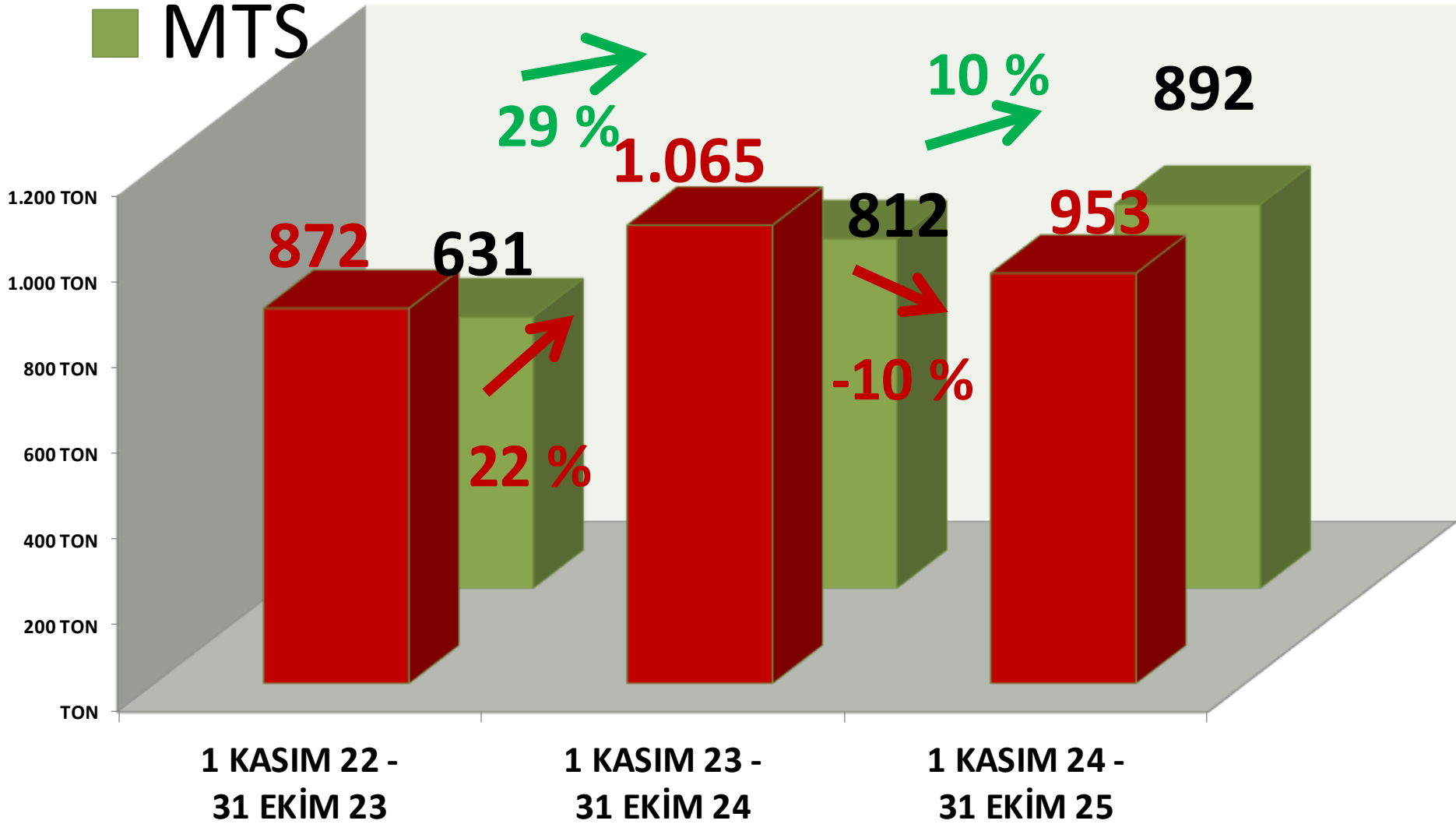




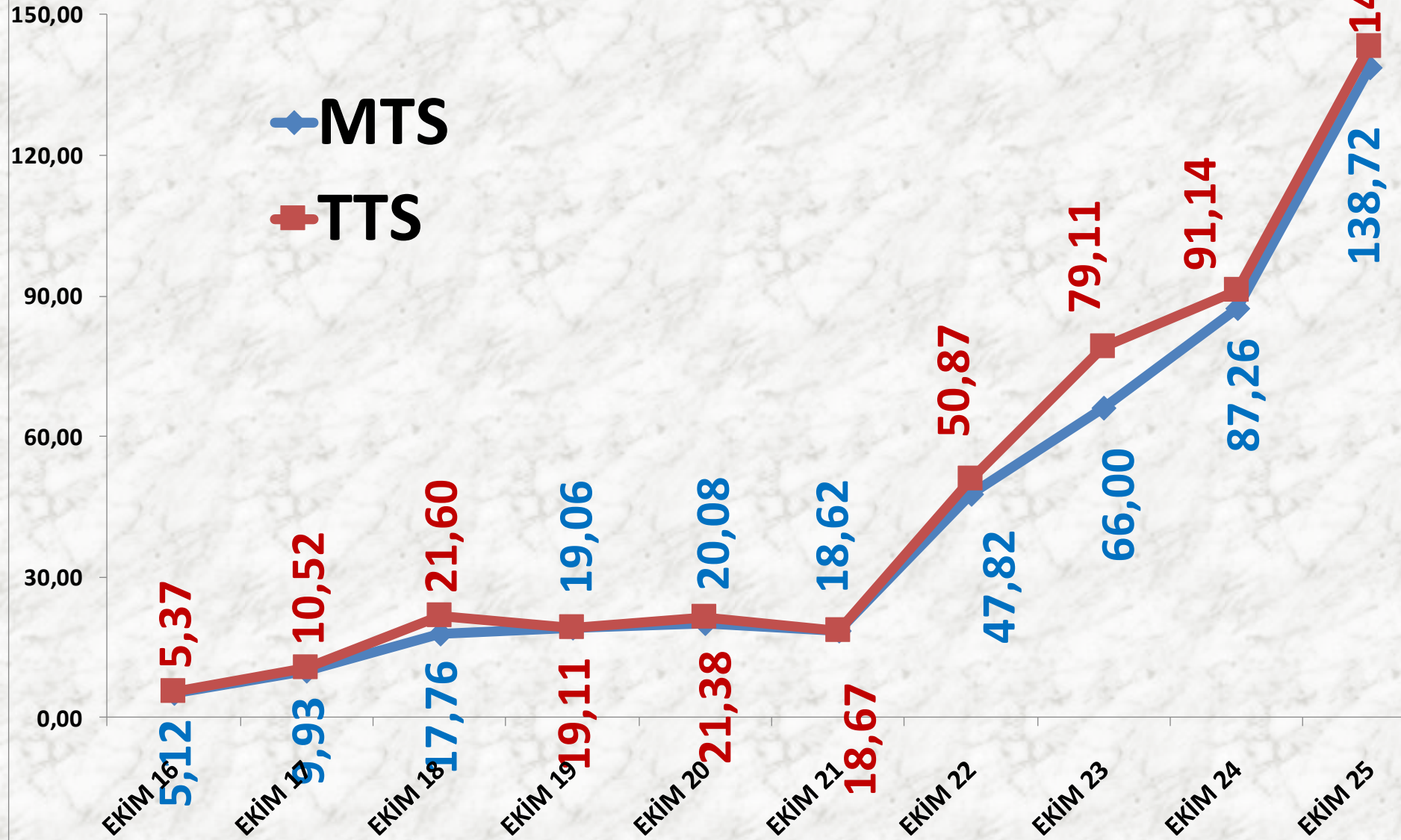
AYLIK MAVİ MTS İŞLEM MİKTARI ORANLARI

TTS YILLIK MAVİ HAŞHAŞ İŞLEM MİKTARI

■ TTS
■ MTS



EKİM AYLARI MAVİ HAŞHAŞ FİYAT TRENDİ (TL)



KÜTLÜ PAMUK

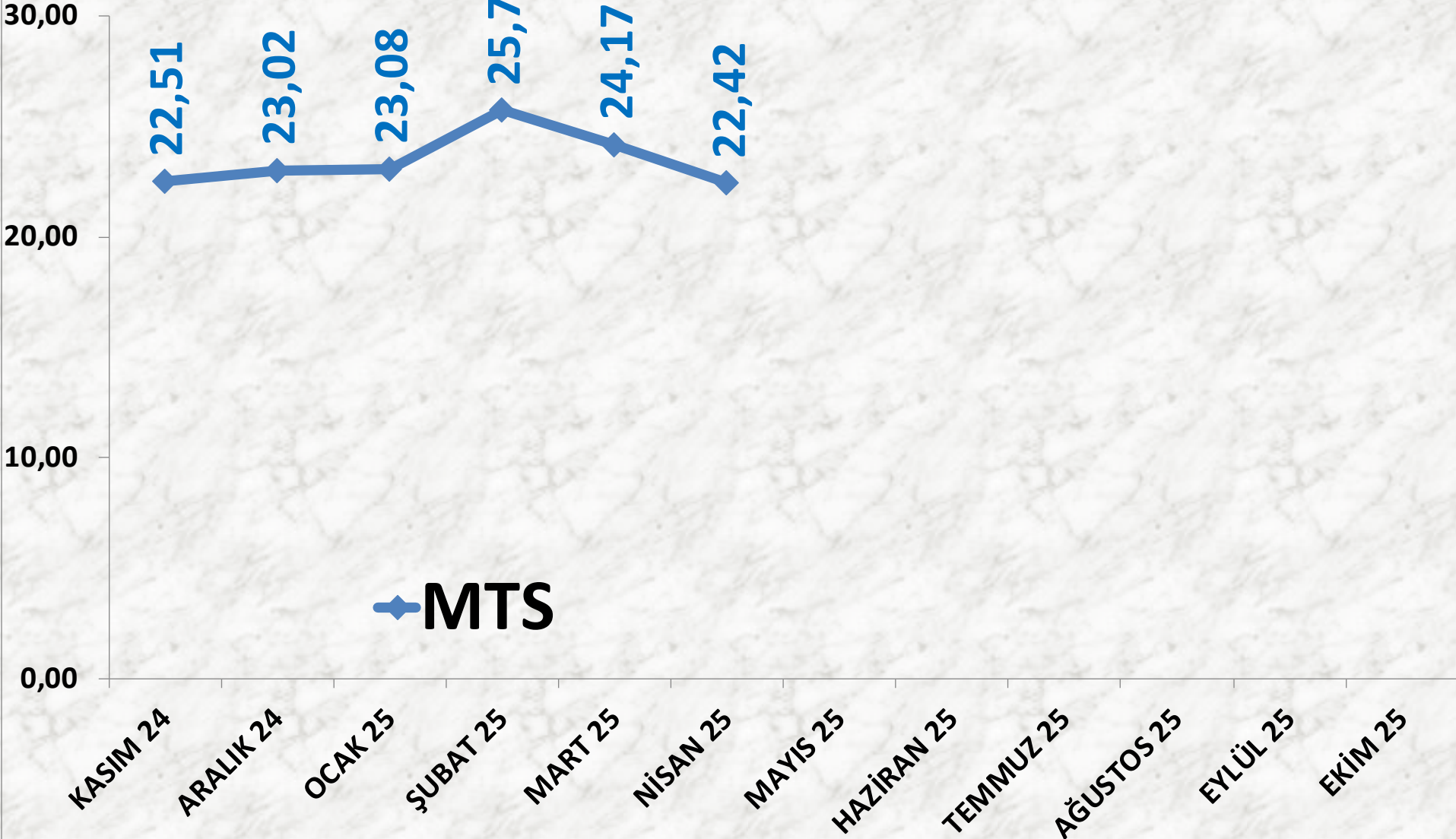
İŞLEM MİKTARI TON	2023 EKİM	2024 EKİM		2025 EKİM	
MTS	0	-	0	-	0

EN AZ FİYAT	2023 EKİM	2024 EKİM		2025 EKİM	
MTS	-	-	-	-	-

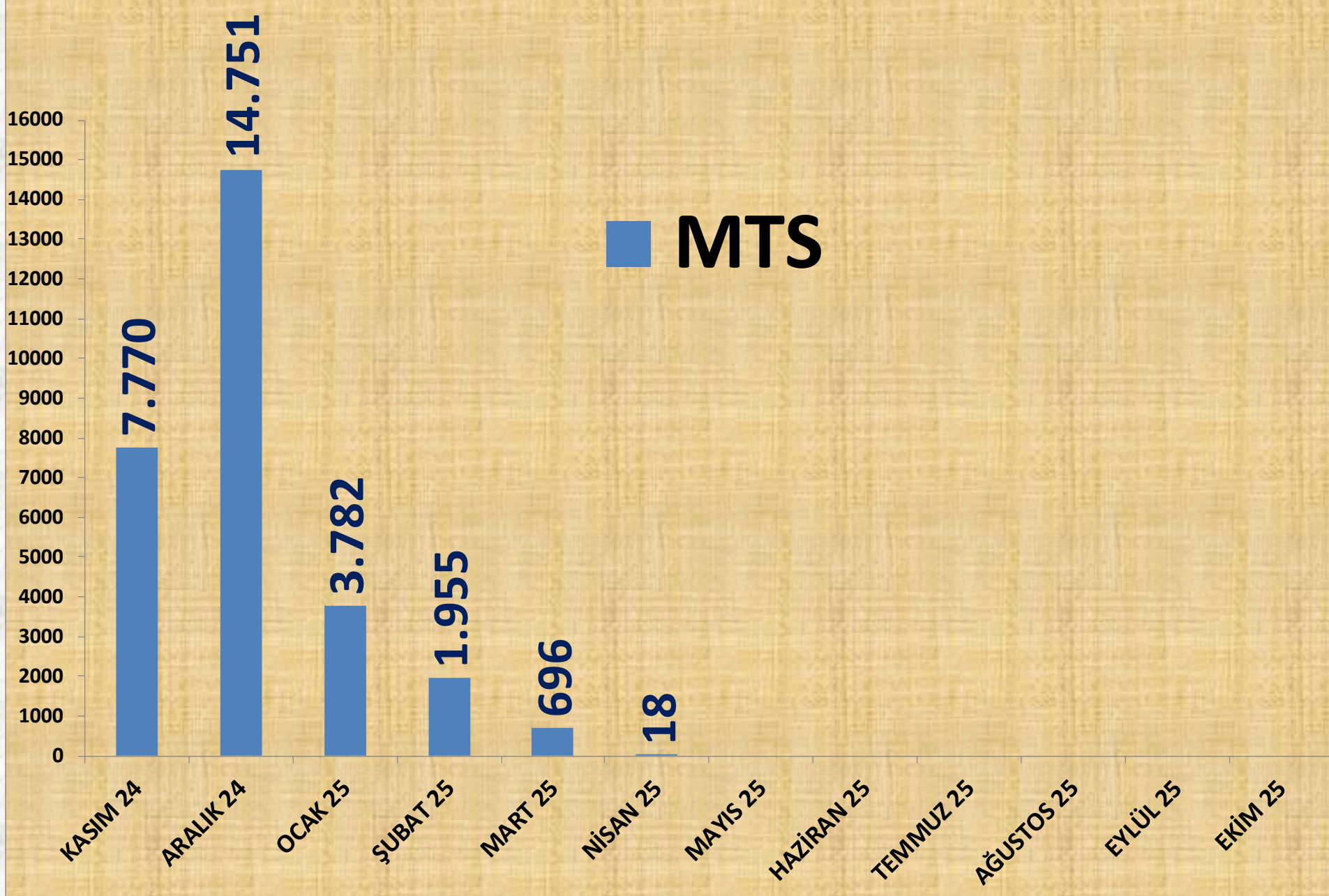
EN ÇOK FİYAT	2023 EKİM	2024 EKİM		2025 EKİM	
MTS	-	-	-	-	-

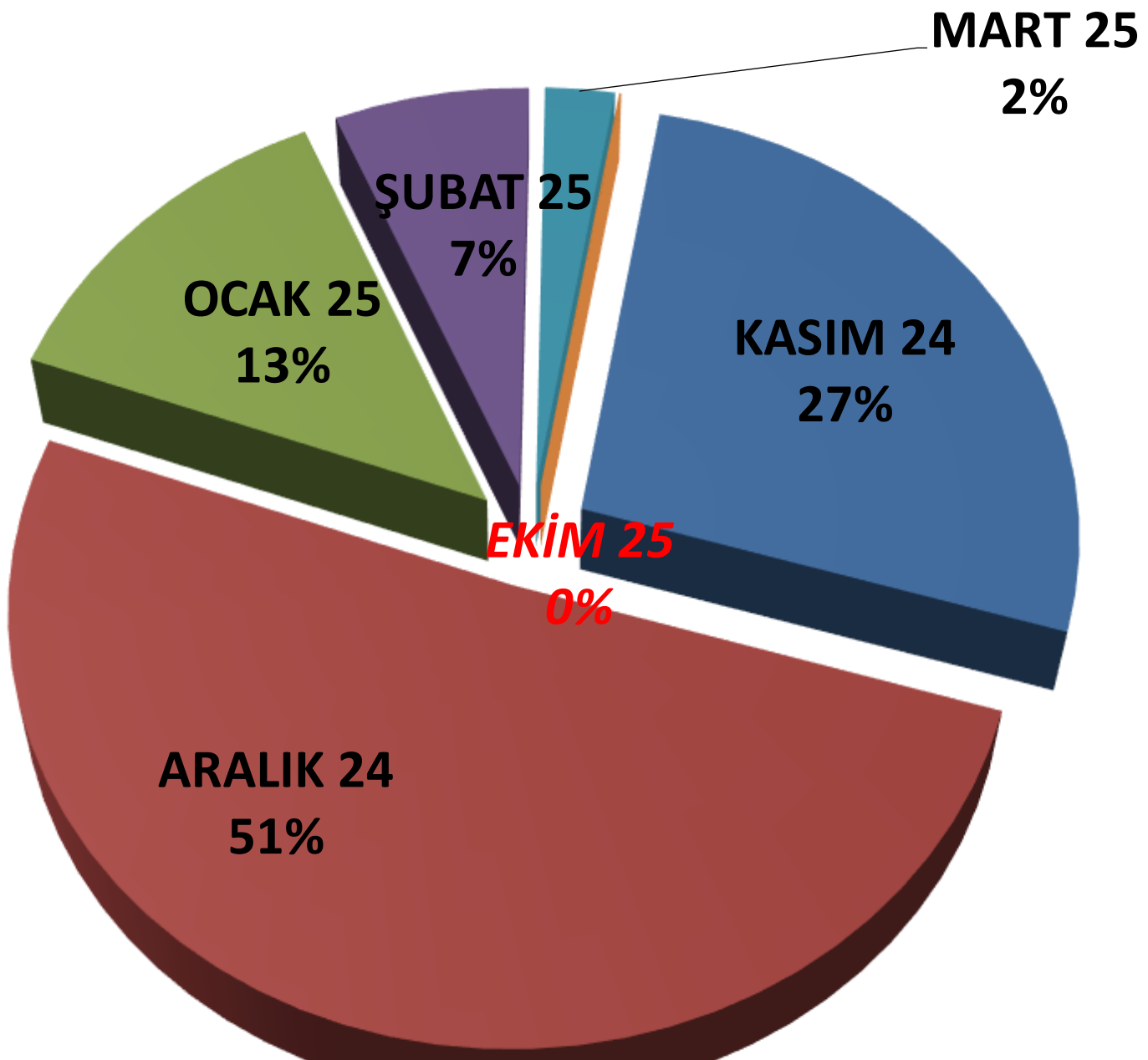
ORTALAMA FİYAT	2023 EKİM	2024 EKİM		2025 EKİM	
MTS	-	-	-	-	-

AYLIK KÜTLÜ PAMUK FİYAT TRENDİ_(TL)



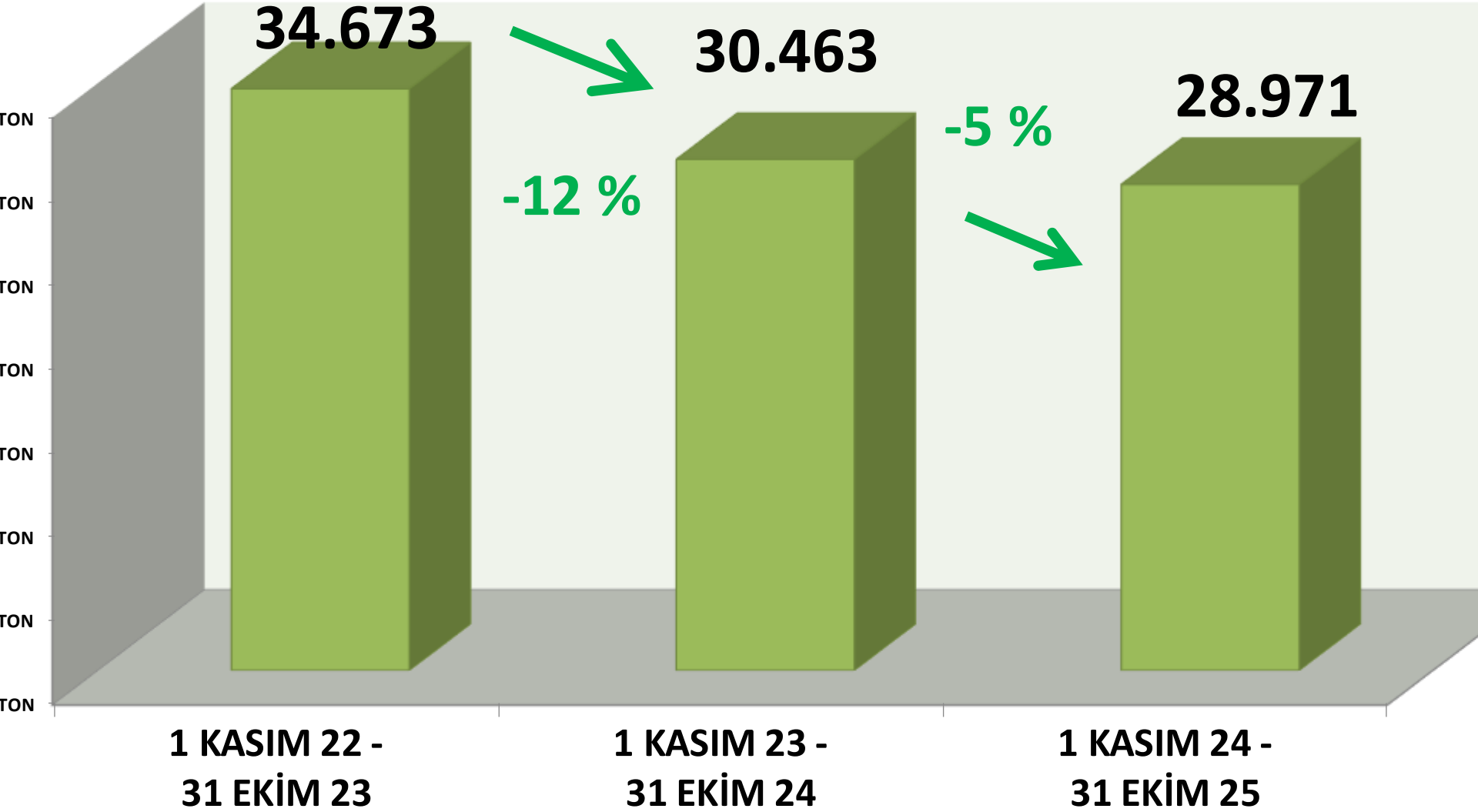
AYLIK KÜTLÜ PAMUK İŞLEM MİKTARI (TON)



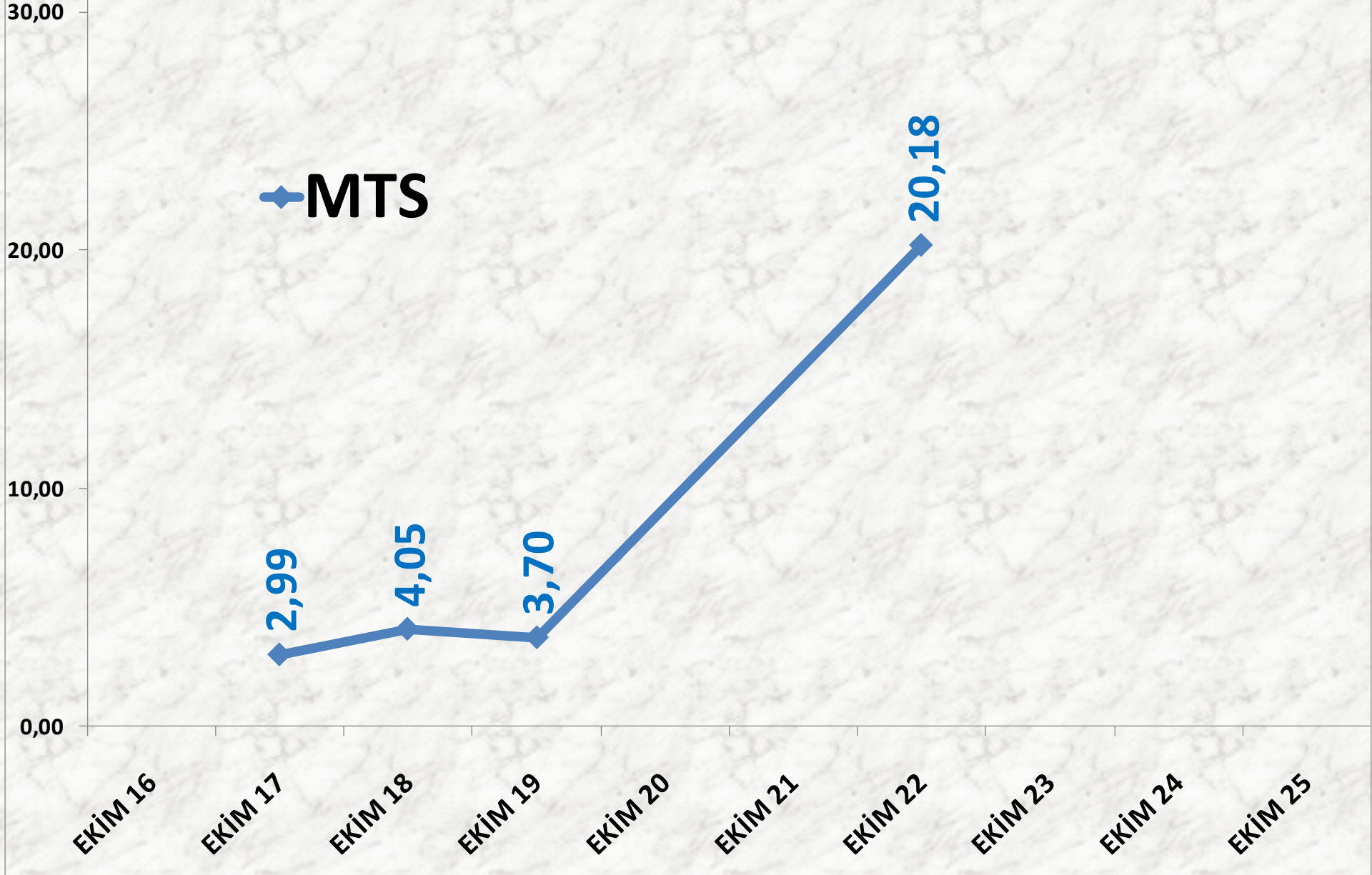


AYLIK KÜTLÜ PAMUK MTS İŞLEM MİKTARI ORANLARI

YILLIK KÜTLÜ PAMUK İŞLEM MİKTARI (TON)



EKİM AYLARI ÇİĞİTLİ PAMUK FİYAT TRENDİ (TL)



MAHLIÇ PAMUK

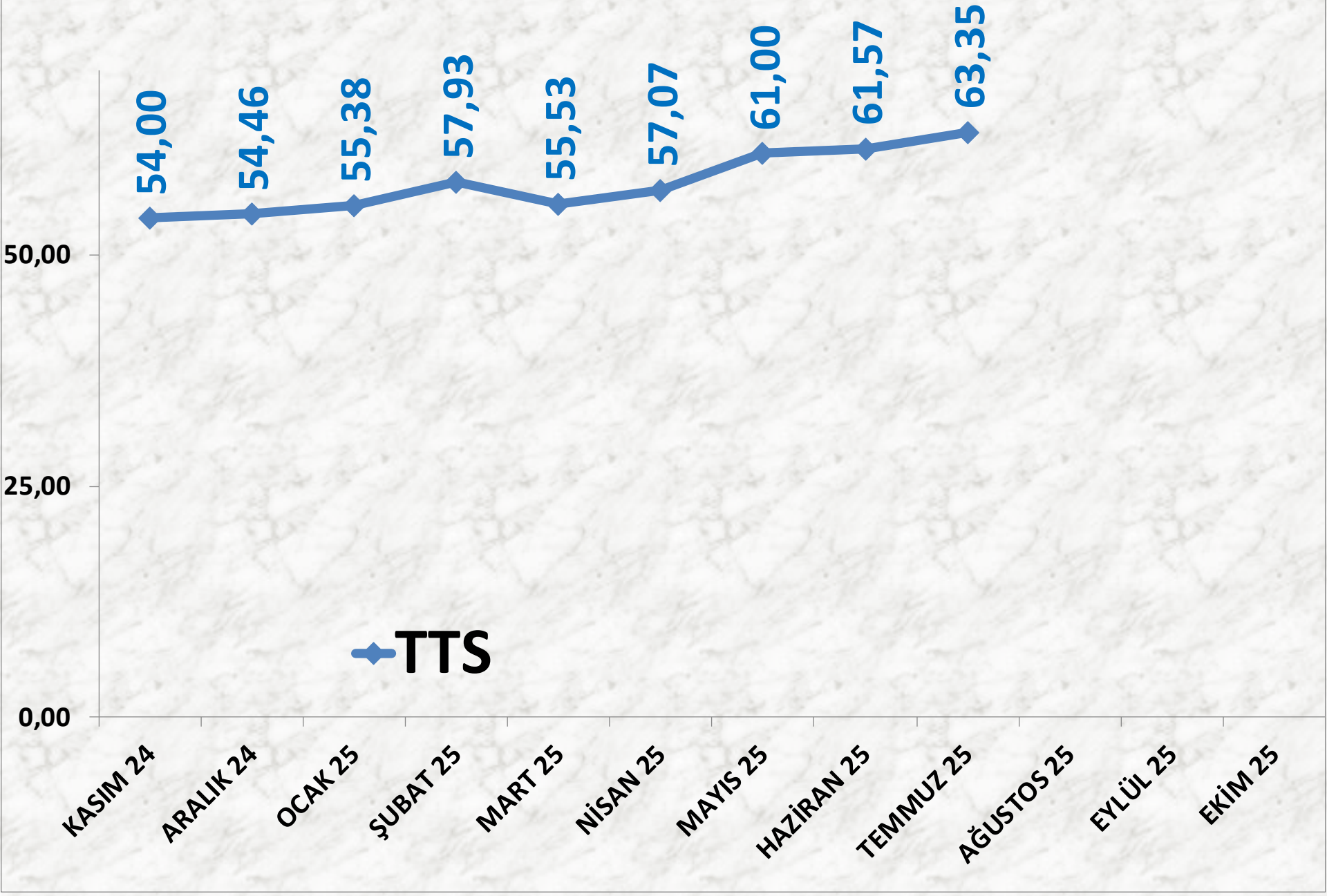
İŞLEM MİKTARI TON	2023 EKİM	2024 EKİM		2025 EKİM	
MTS	322 TON	-66%	110 TON	-	0

EN AZ FİYAT	2023 EKİM	2024 EKİM		2025 EKİM	
MTS	40,00 TL	40%	55,87 TL	-	-

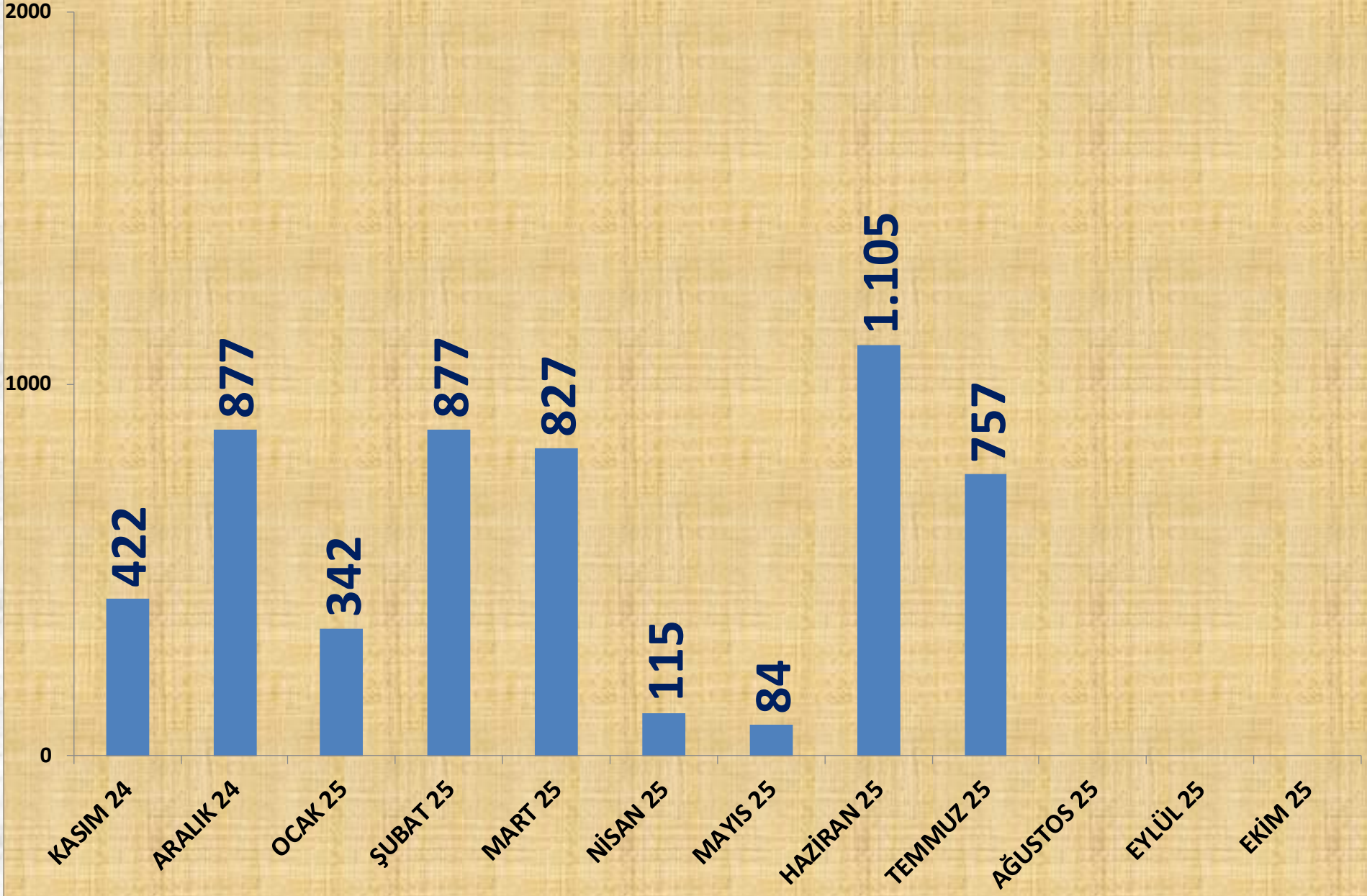
EN ÇOK FİYAT	2023 EKİM	2024 EKİM		2025 EKİM	
MTS	41,50 TL	35%	55,87 TL	-	-

ORTALAMA FİYAT	2023 EKİM	2024 EKİM		2025 EKİM	
MTS	40,60 TL	38%	55,87 TL	-	-

AYLIK MAHLIÇ PAMUK FİYAT TRENDİ (TL)



AYLIK MAHLIÇ PAMUK İŞLEM MİKTARI (TON)



AĞUSTOS 25
0%

EYLÜL 25
0%

TEMMUZ 25
14%

KASIM 24
8%

EKİM 25
0%

HAZİRAN 25
21%

ARALIK 24
16%

OCAK 25
6%

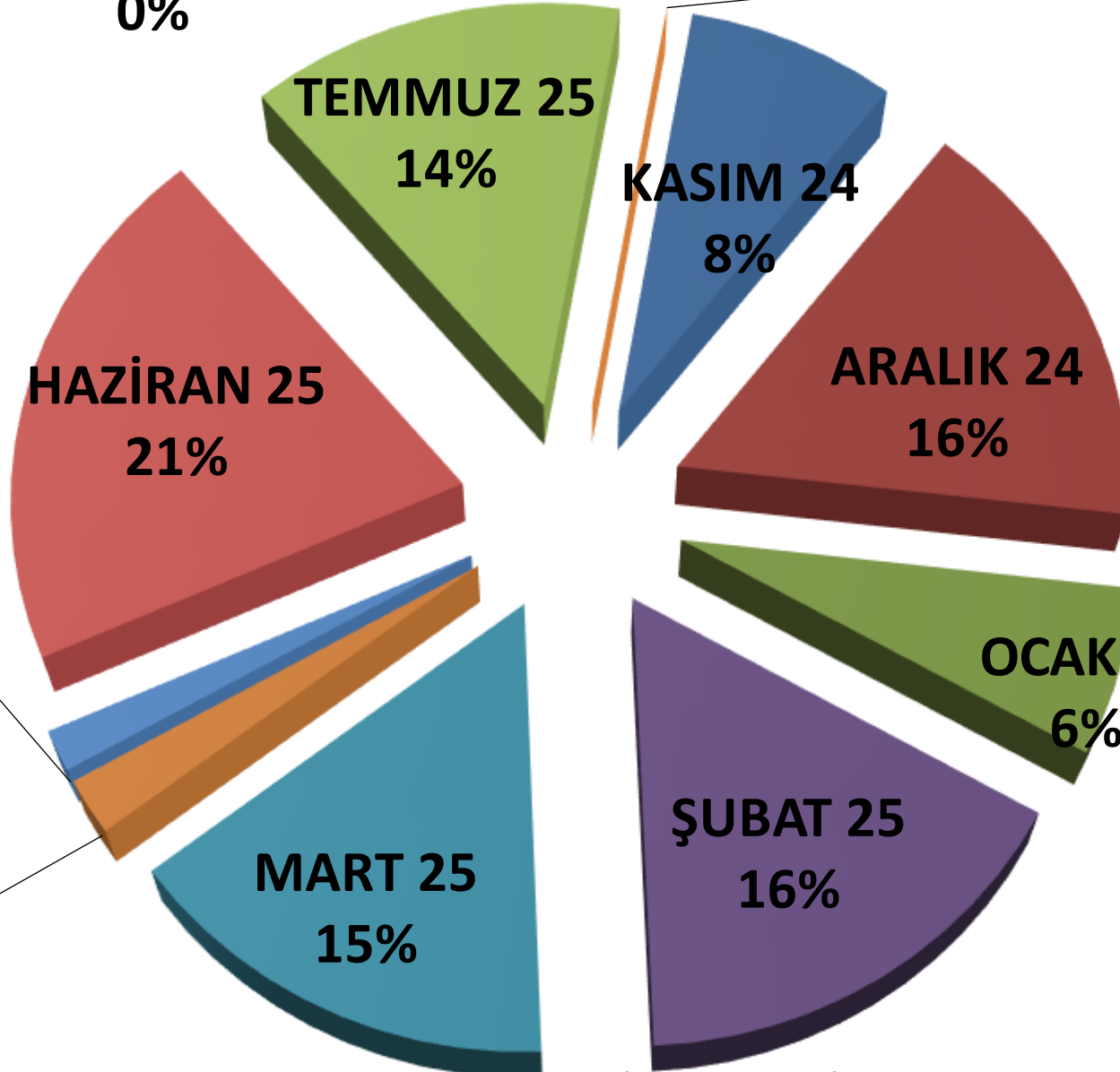
MAYIS 25
2%

NİSAN 25
2%

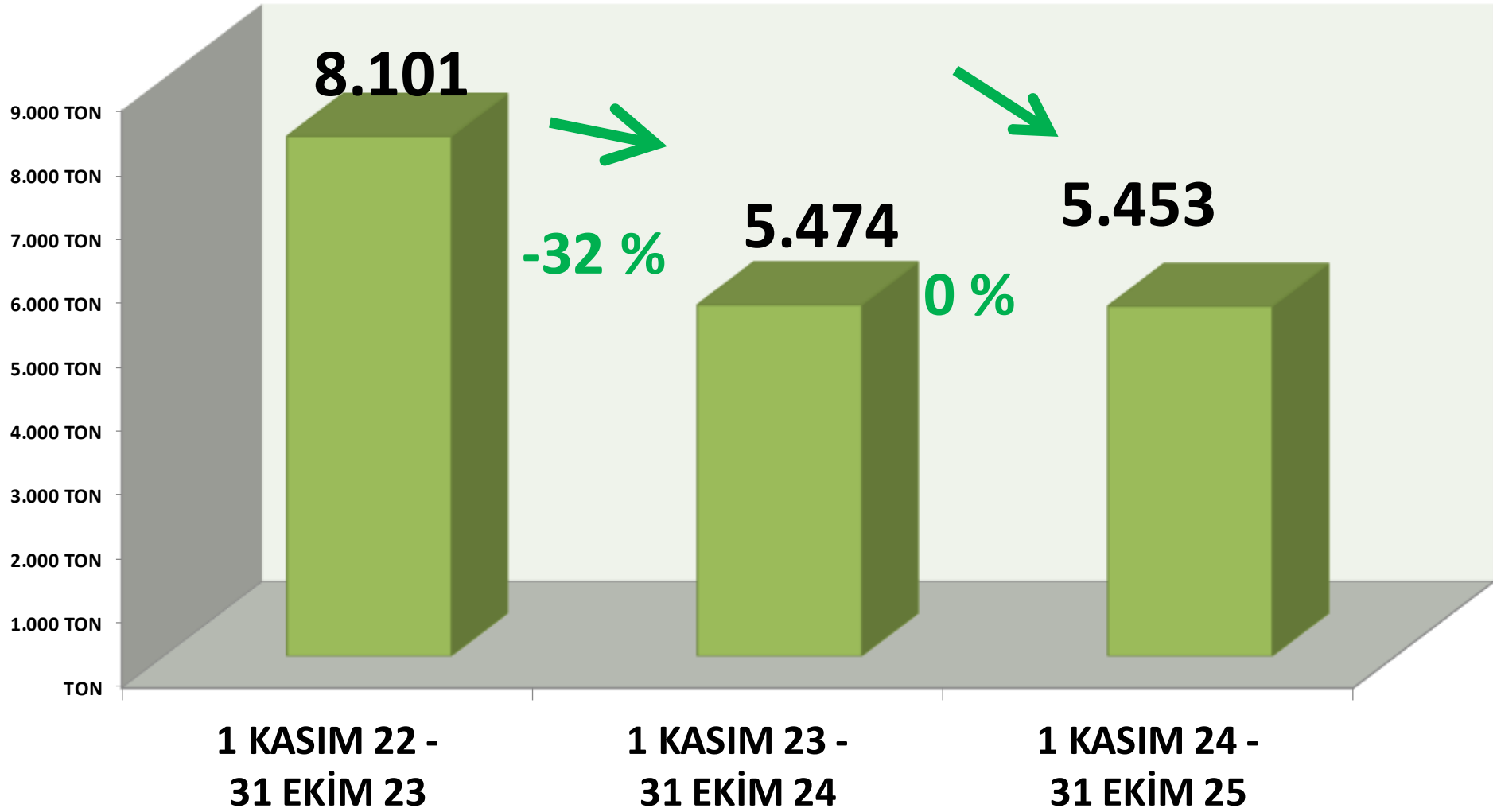
MART 25
15%

ŞUBAT 25
16%

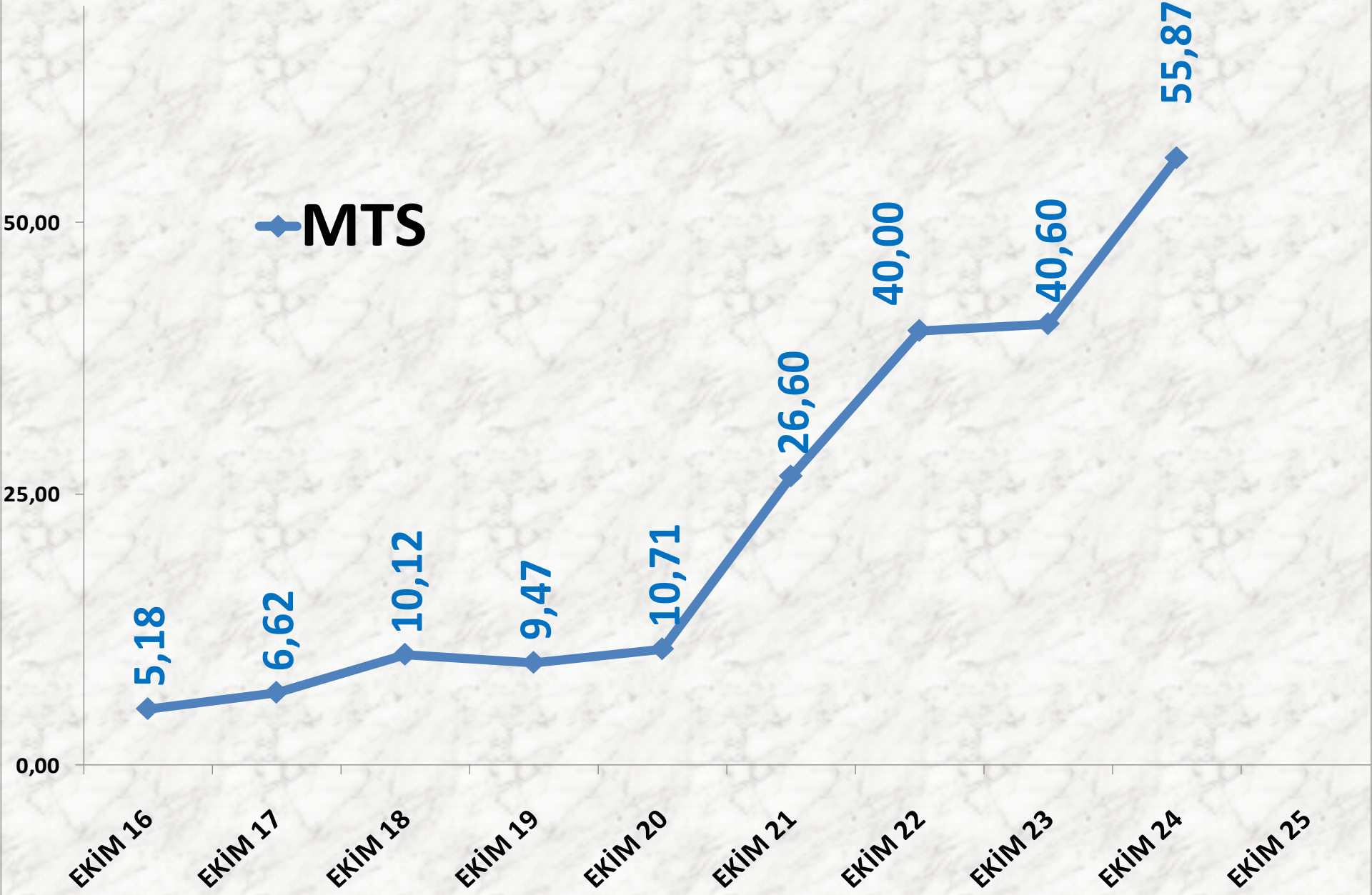
AYLIK MAHLİÇ PAMUK MTS İŞLEM MİKTARI ORANLARI



YILLIK MAHLIÇ PAMUK İŞLEM MİKTARI



EKİM AYLARI MAHLIÇ PAMUK FİYAT TRENDİ (TL)



KEKİK

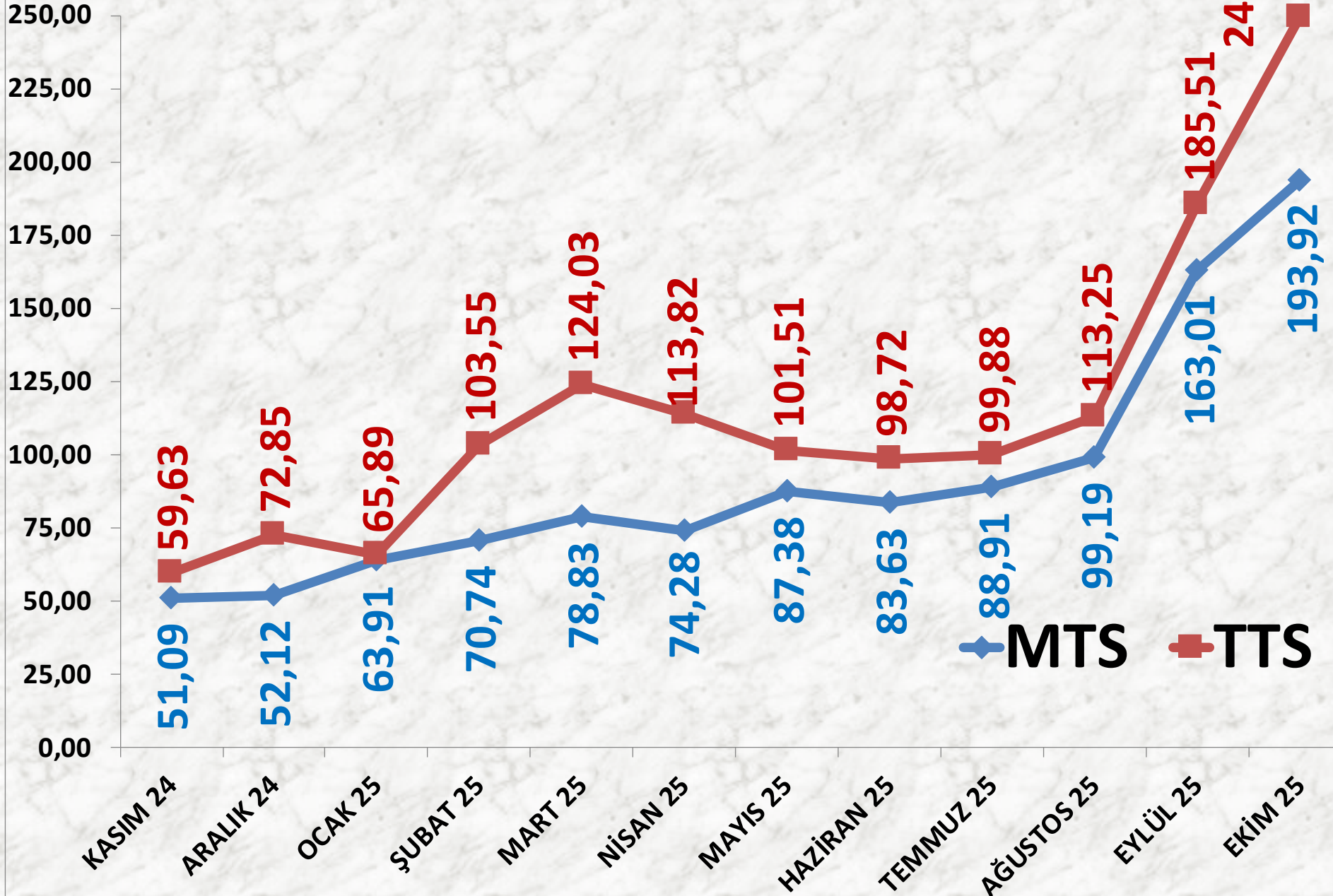
İŞLEM MİKTARI TON	2023 EKİM	2024 EKİM		2025 EKİM	
MTS	2.153 TON	-22%	1.676 TON	-34%	1.113 TON
TTS	1.680 TON	-12%	1.475 TON	-50%	732 TON

EN AZ FİYAT	2023 EKİM	2024 EKİM		2025 EKİM	
MTS	14,00 TL	119%	30,70 TL	79%	55,00 TL
TTS	15,00 TL	125%	33,75 TL	256%	120,00 TL

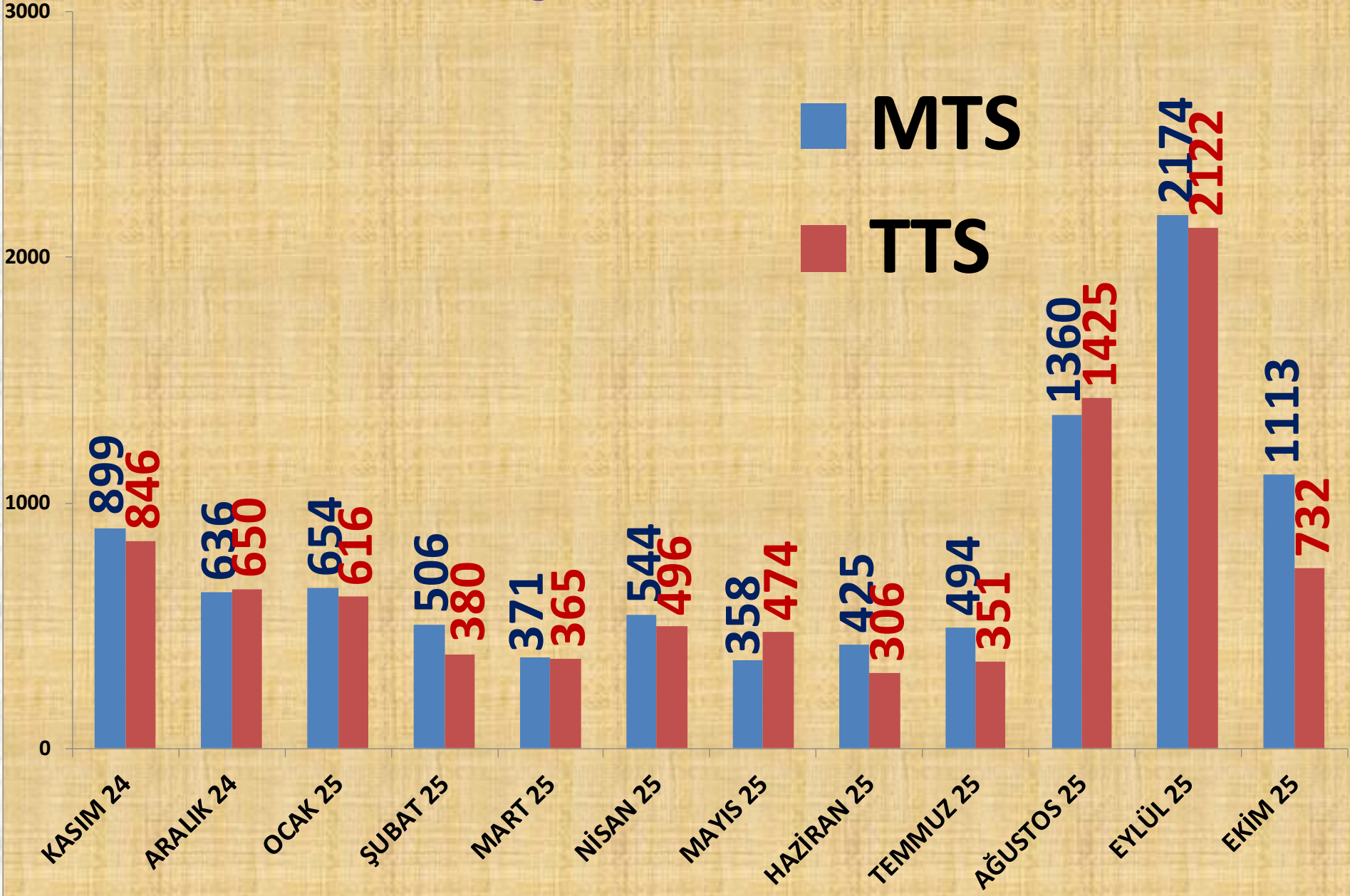
EN ÇOK FİYAT	2023 EKİM	2024 EKİM		2025 EKİM	
MTS	35,00 TL	97%	69,02 TL	537%	440,00 TL
TTS	56,39 TL	255%	200,00 TL	148%	495,05 TL

ORTALAMA FİYAT	2023 EKİM	2024 EKİM		2025 EKİM	
MTS	22,22 TL	126%	50,17 TL	286%	193,92 TL
TTS	25,98 TL	128%	59,32 TL	321%	249,46 TL

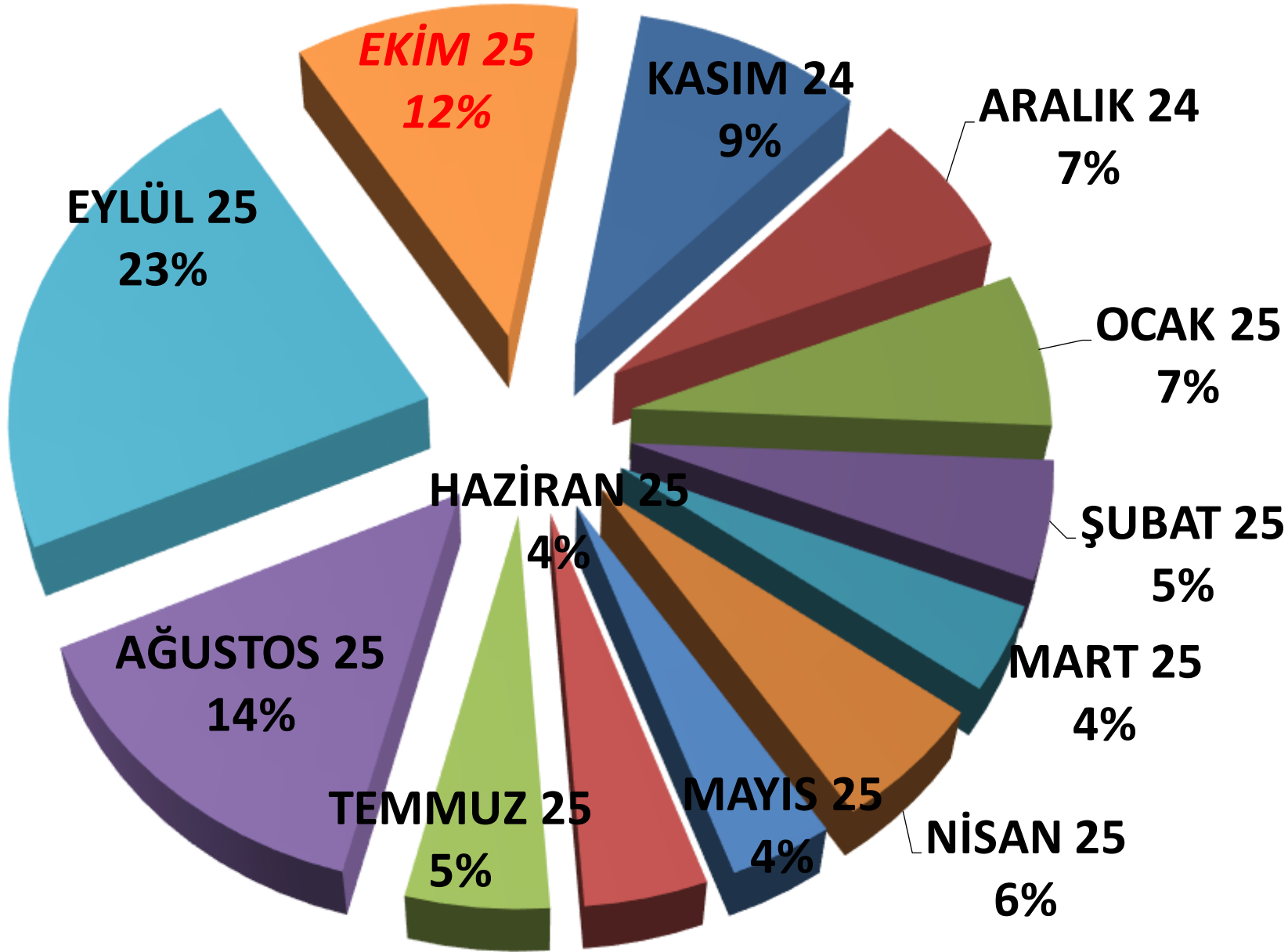
AYLIK KEKİK FİYAT TRENDİ (TL)



AYLIK KEKİK İŞLEM MİKTARI (TON)



AYLIK KEKİK MTS İŞLEM MİKTARI ORANLARI



■ TTS

YILLIK KEKİK İŞLEM MİKTARI (TON)

■ MTS

13.685

17 %

11.655

-30 %

9.535

10.122

11.415

8.764

13 %

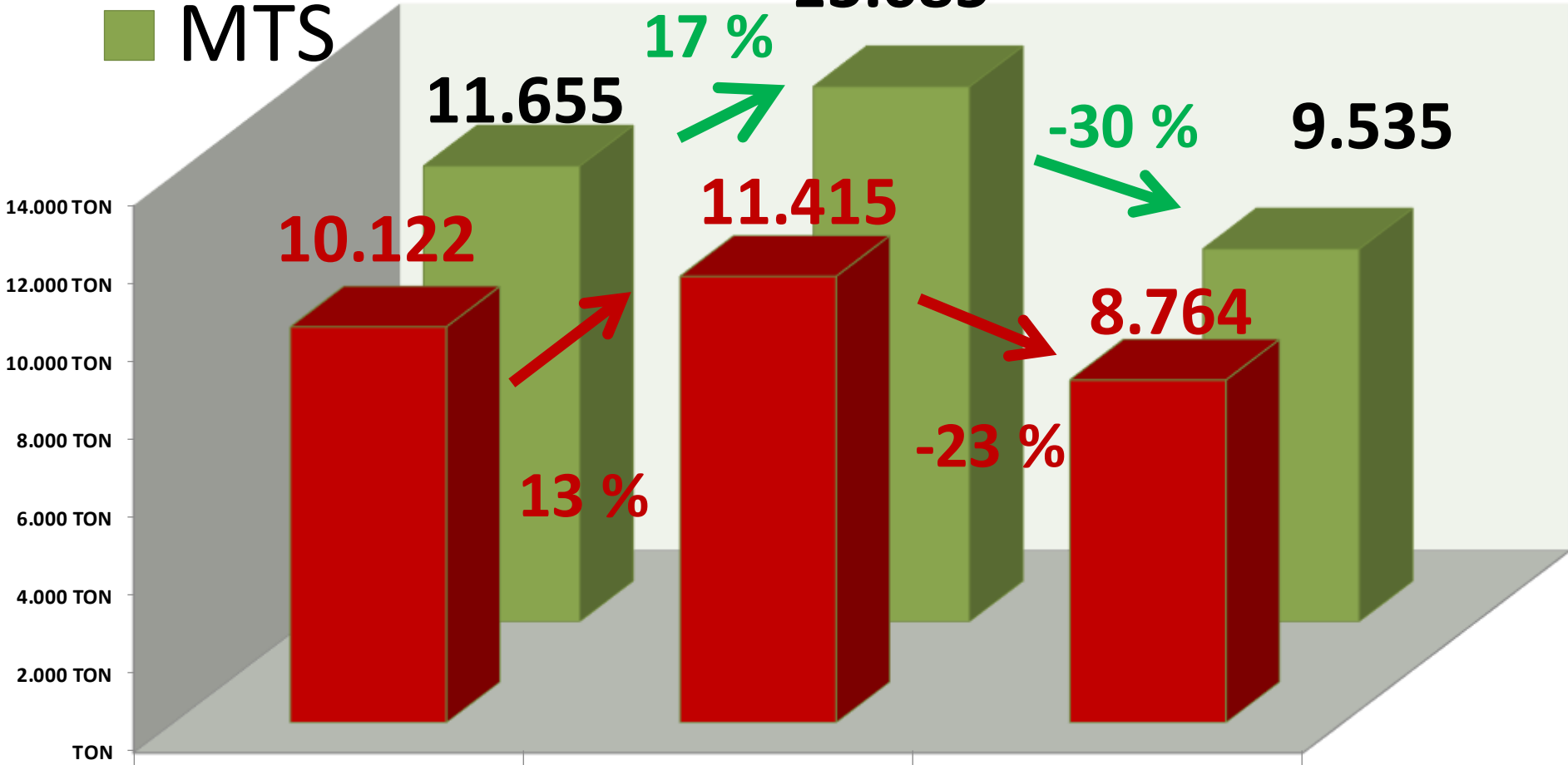
-23 %

1 KASIM 22 -
31 EKİM 23

1 KASIM 23 -
31 EKİM 24

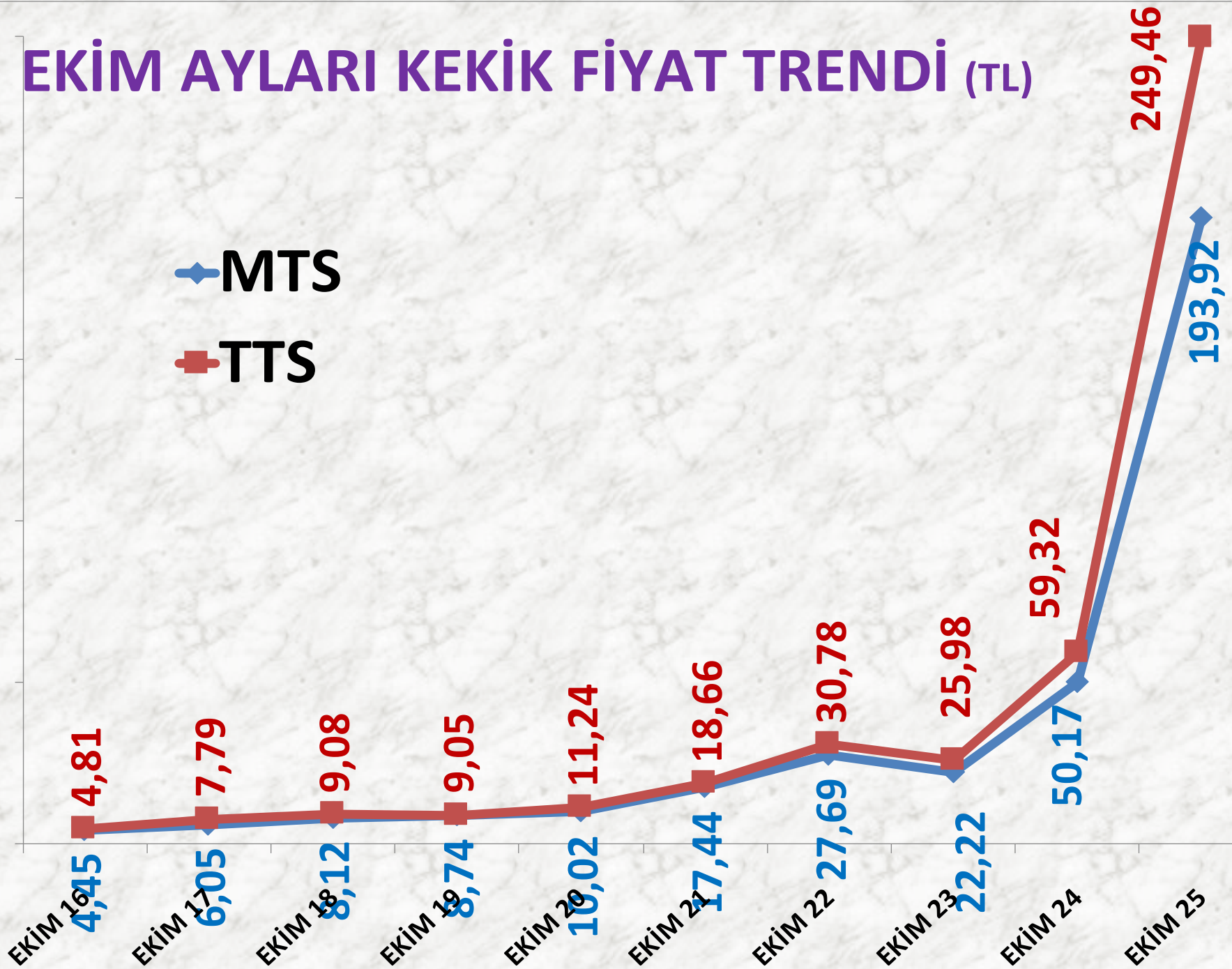
1 KASIM 24 -
31 EKİM 25

14.000 TON
12.000 TON
10.000 TON
8.000 TON
6.000 TON
4.000 TON
2.000 TON
TON



EKİM AYLARI KEKİK FİYAT TRENDİ (TL)

◆ MTS
■ TTS



ANASON

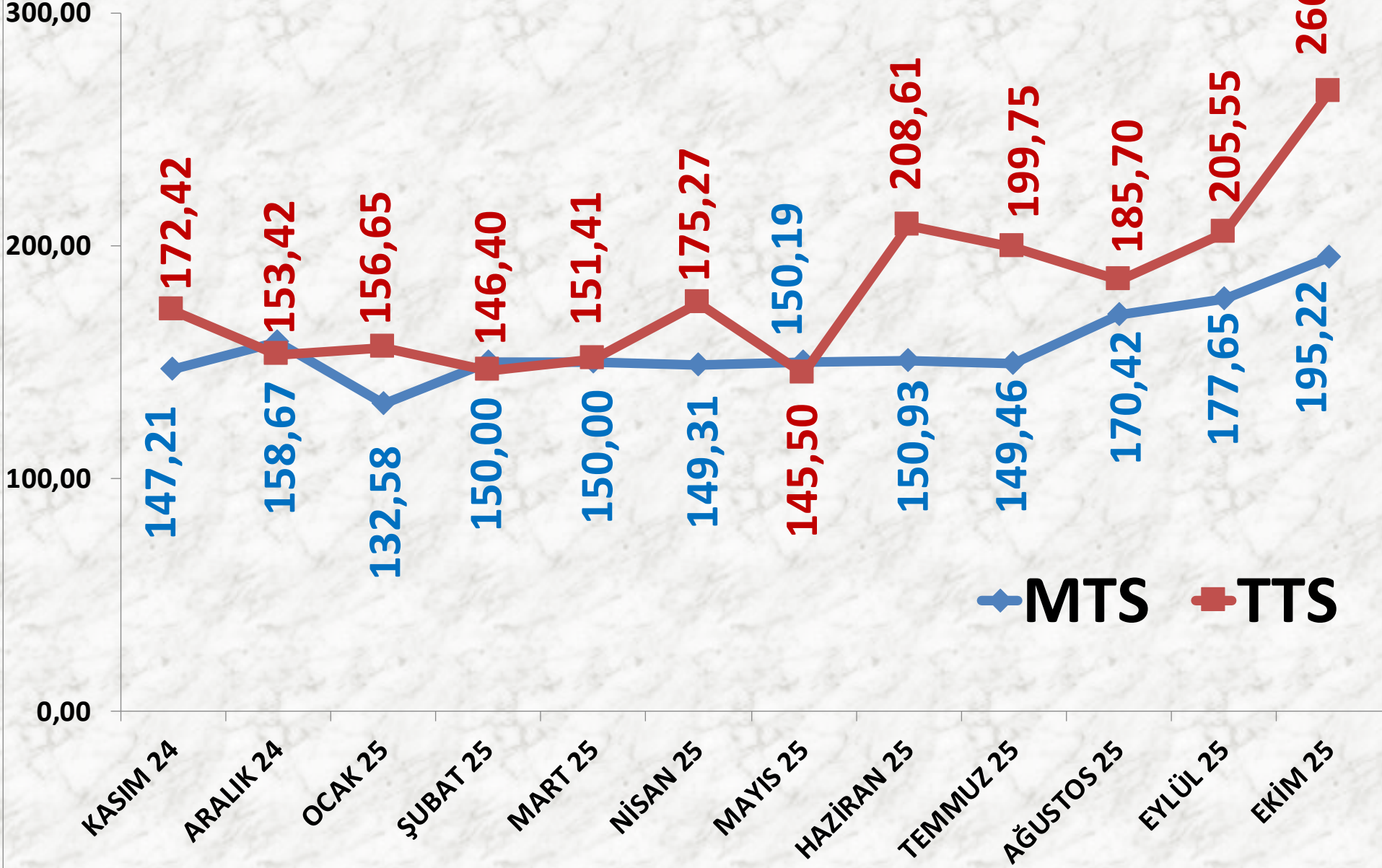
İŞLEM MİKTARI TON	2023 EKİM	2024 EKİM		2025 EKİM	
MTS	120 TON	-88%	15 TON	467%	85 TON
TTS	274 TON	-55%	123 TON	-92%	9 TON

EN AZ FİYAT	2023 EKİM	2024 EKİM		2025 EKİM	
MTS	114,29 TL	32%	151,42 TL	12%	170,07 TL
TTS	133,00 TL	9%	145,00 TL	17%	170,00 TL

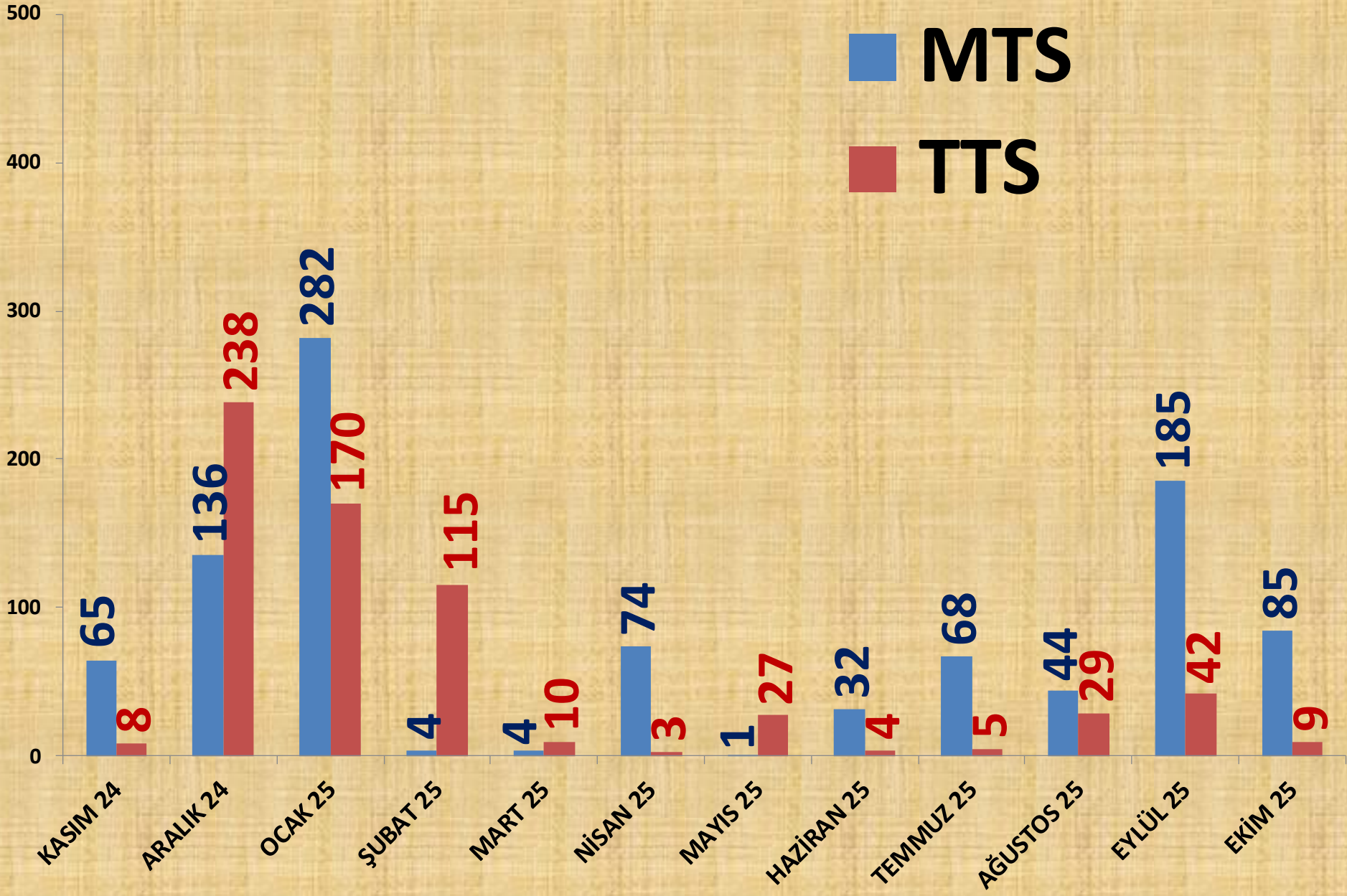
EN ÇOK FİYAT	2023 EKİM	2024 EKİM		2025 EKİM	
MTS	190,00 TL	53%	289,89 TL	-12%	255,00 TL
TTS	148,52 TL	16%	172,52 TL	68%	290,00 TL

ORTALAMA FİYAT	2023 EKİM	2024 EKİM		2025 EKİM	
MTS	149,59 TL	9%	162,43 TL	20%	195,22 TL
TTS	134,97 TL	10%	148,88 TL	79%	266,58 TL

AYLIK ANASON FİYAT TRENDİ (TL)



AYLIK ANASON İŞLEM MİKTARI (TON)



EKİM 25

9%

EYLÜL 25

19%

ARALIK 24

14%

KASIM 24

7%

AĞUSTOS 25

4%

ŞUBAT 25

0%

OCAK 25

29%

TEMMUZ 25

7%

HAZİRAN 25

3%

MART 25

0%

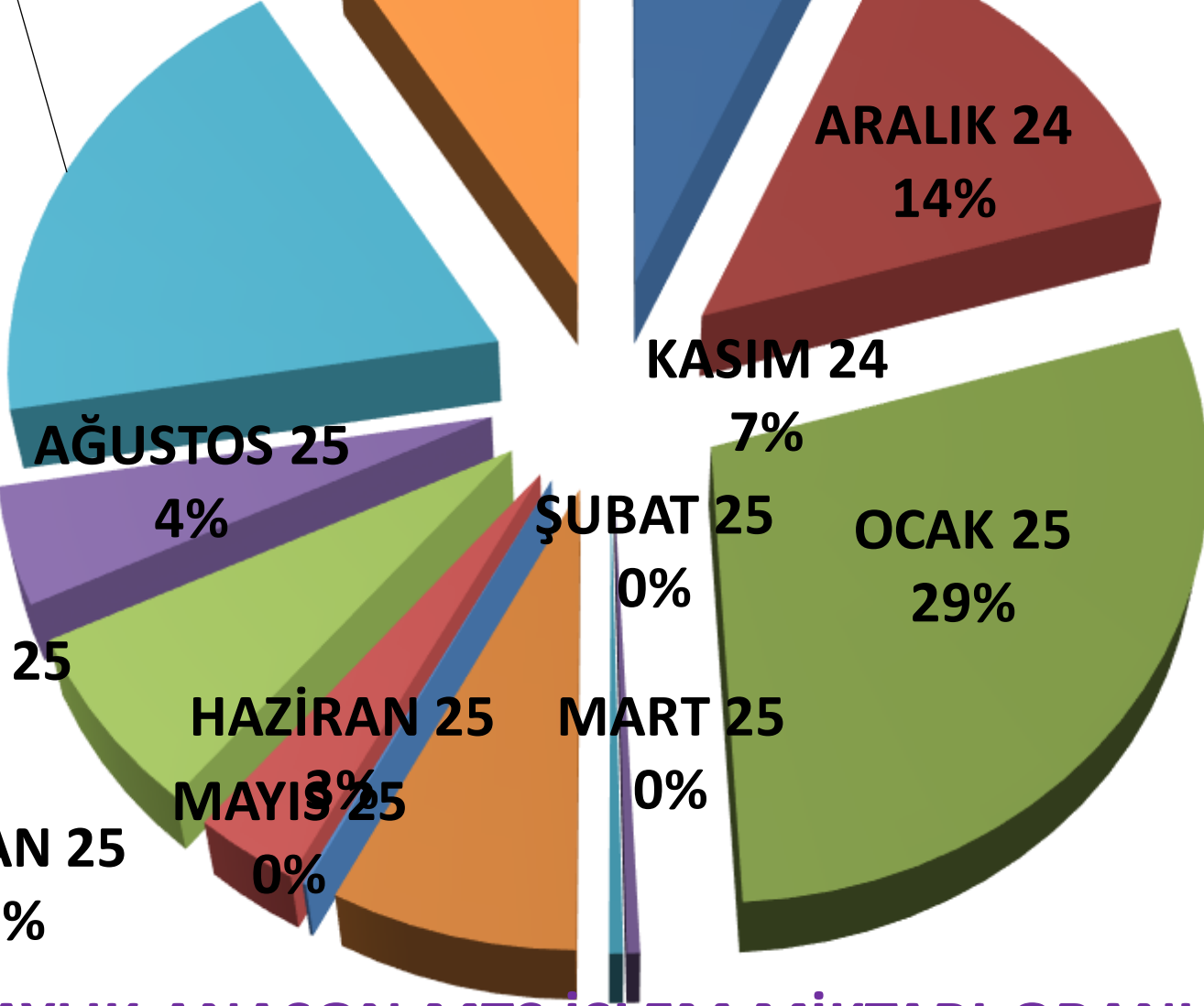
NİSAN 25

8%

MAYIS 25

0%

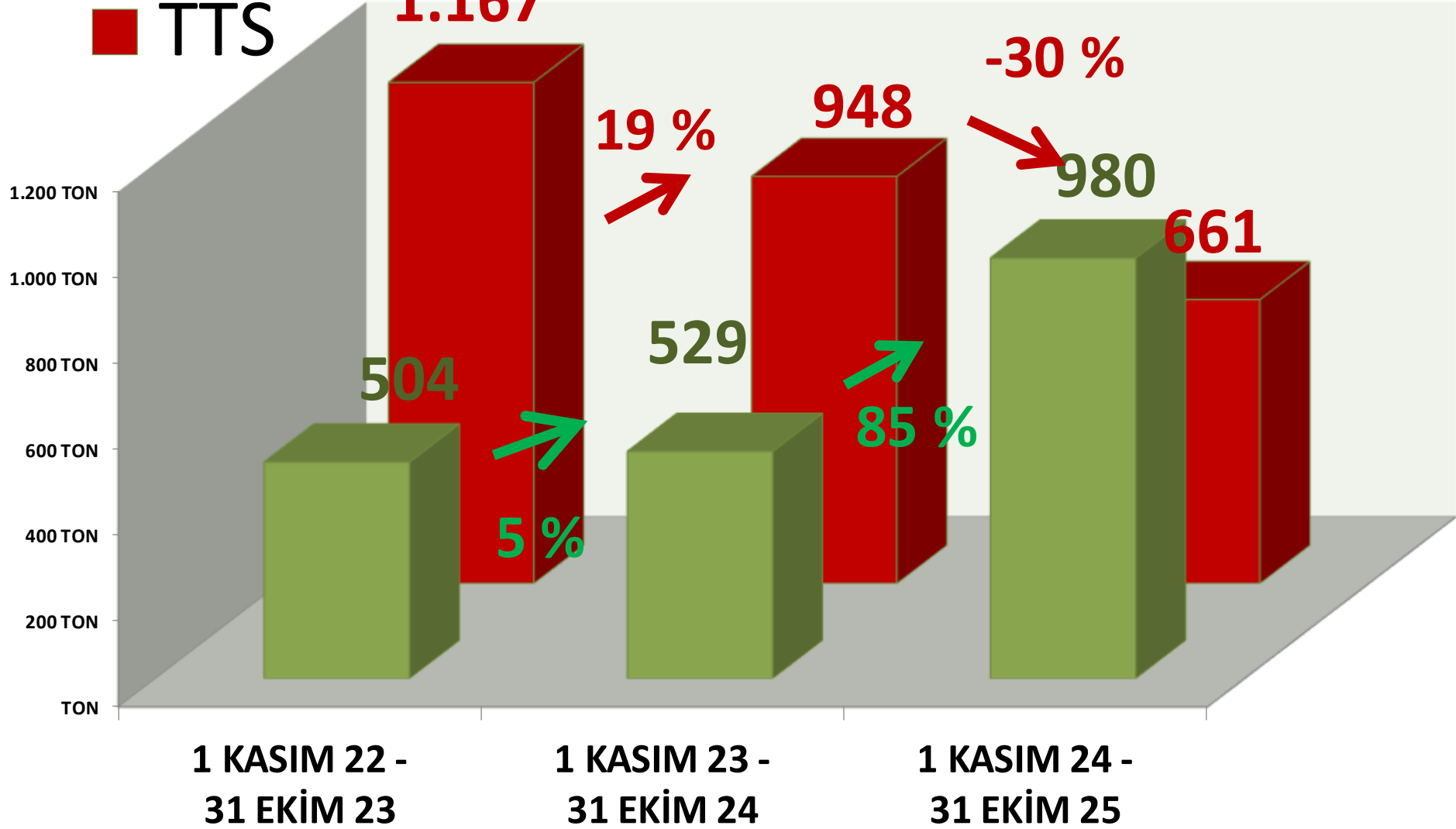
AYLIK ANASON MTS İŞLEM MİKTARI ORANLARI



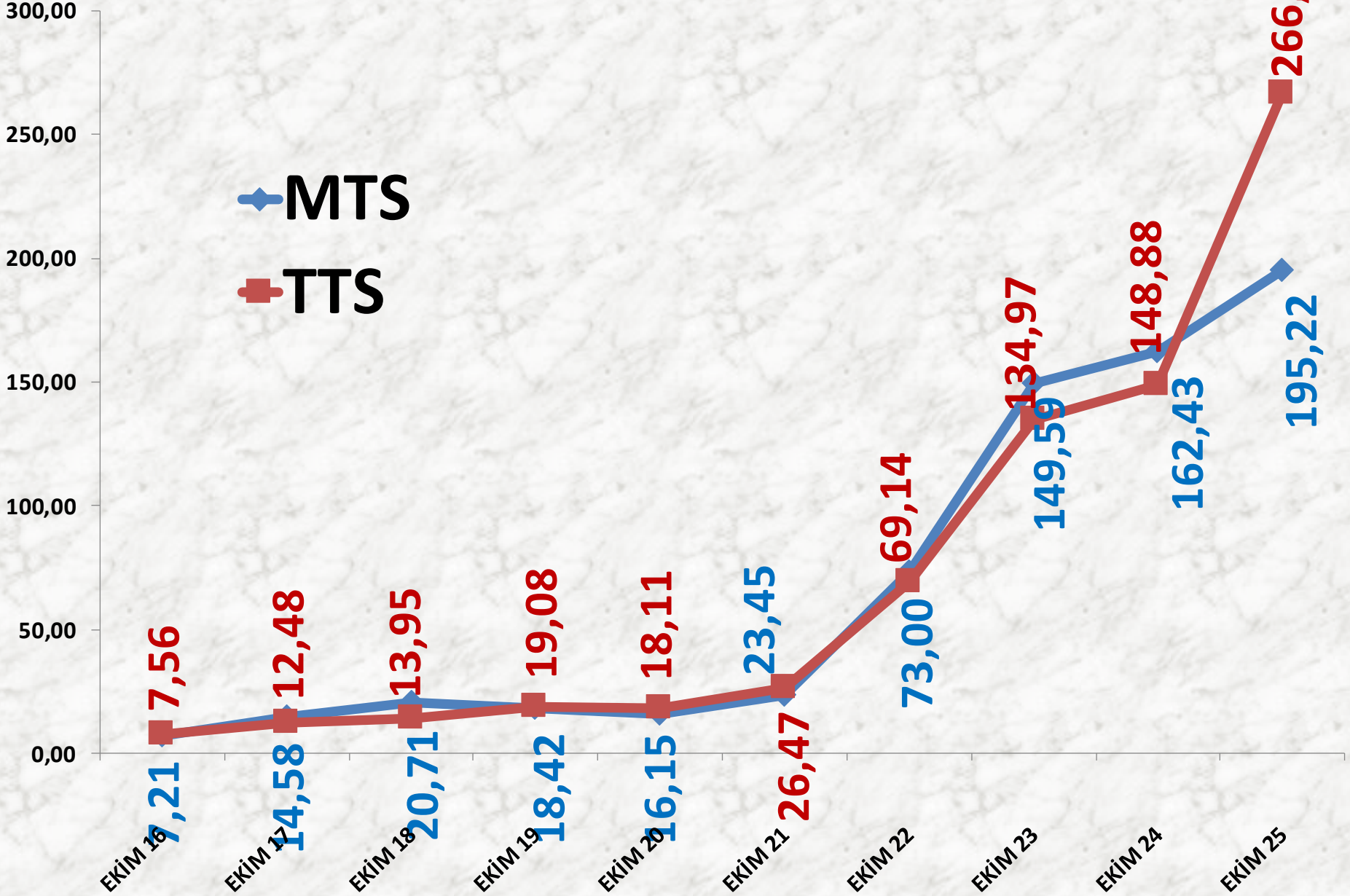
■ MTS

YILLIK ANASON İŞLEM MİKTARI (TON)

■ TTS



EKİM AYLARI ANASON FİYAT TRENDİ (TL)



YAPRAK TÜTÜN

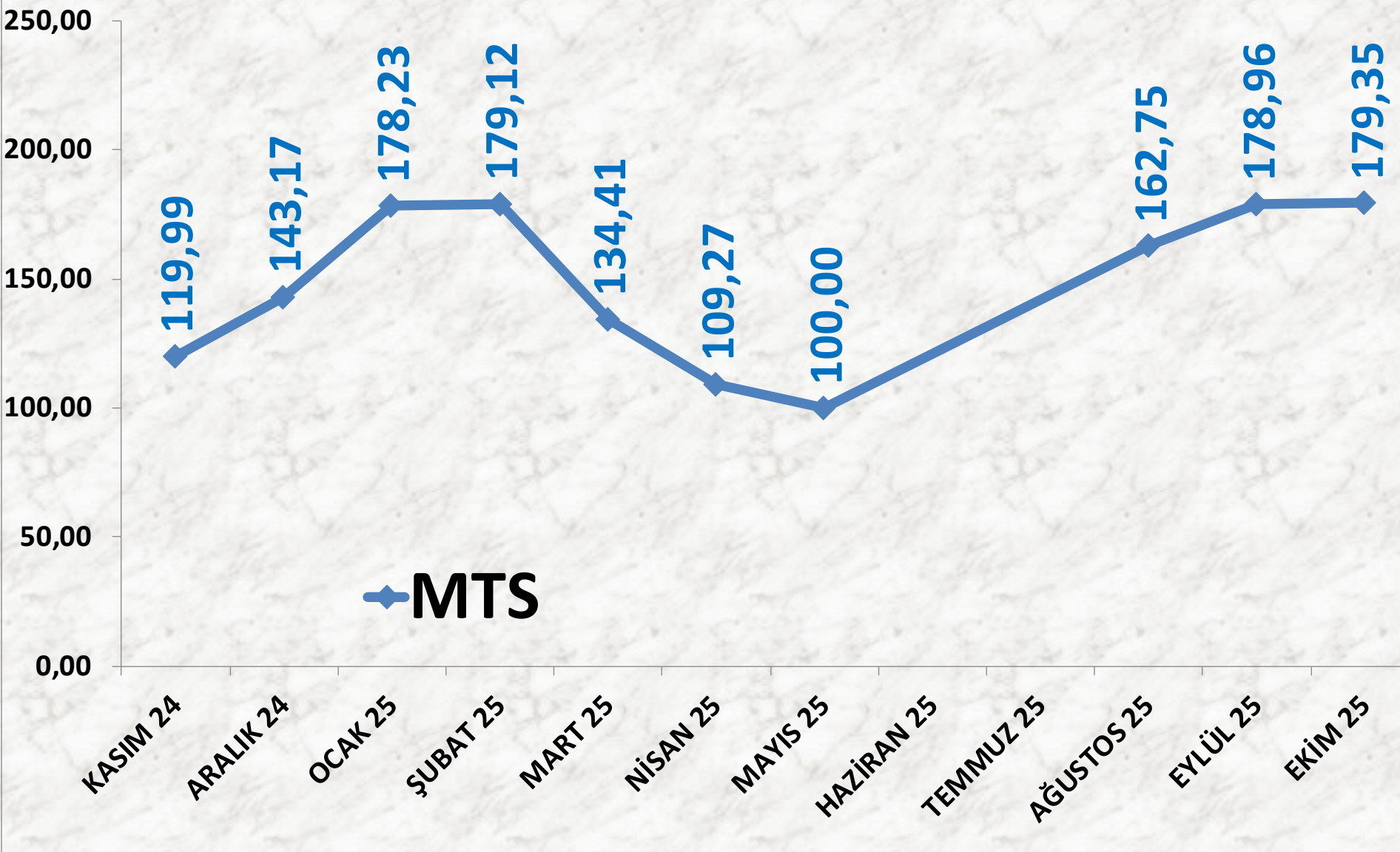
İŞLEM MİKTARI TON	2023 EKİM	2024 EKİM		2025 EKİM	
MTS	1.671 TON	282%	6.387 TON	-47%	3.356 TON

EN AZ FİYAT	2023 EKİM	2024 EKİM		2025 EKİM	
MTS	40,00 TL	162%	104,73 TL	8%	112,71 TL

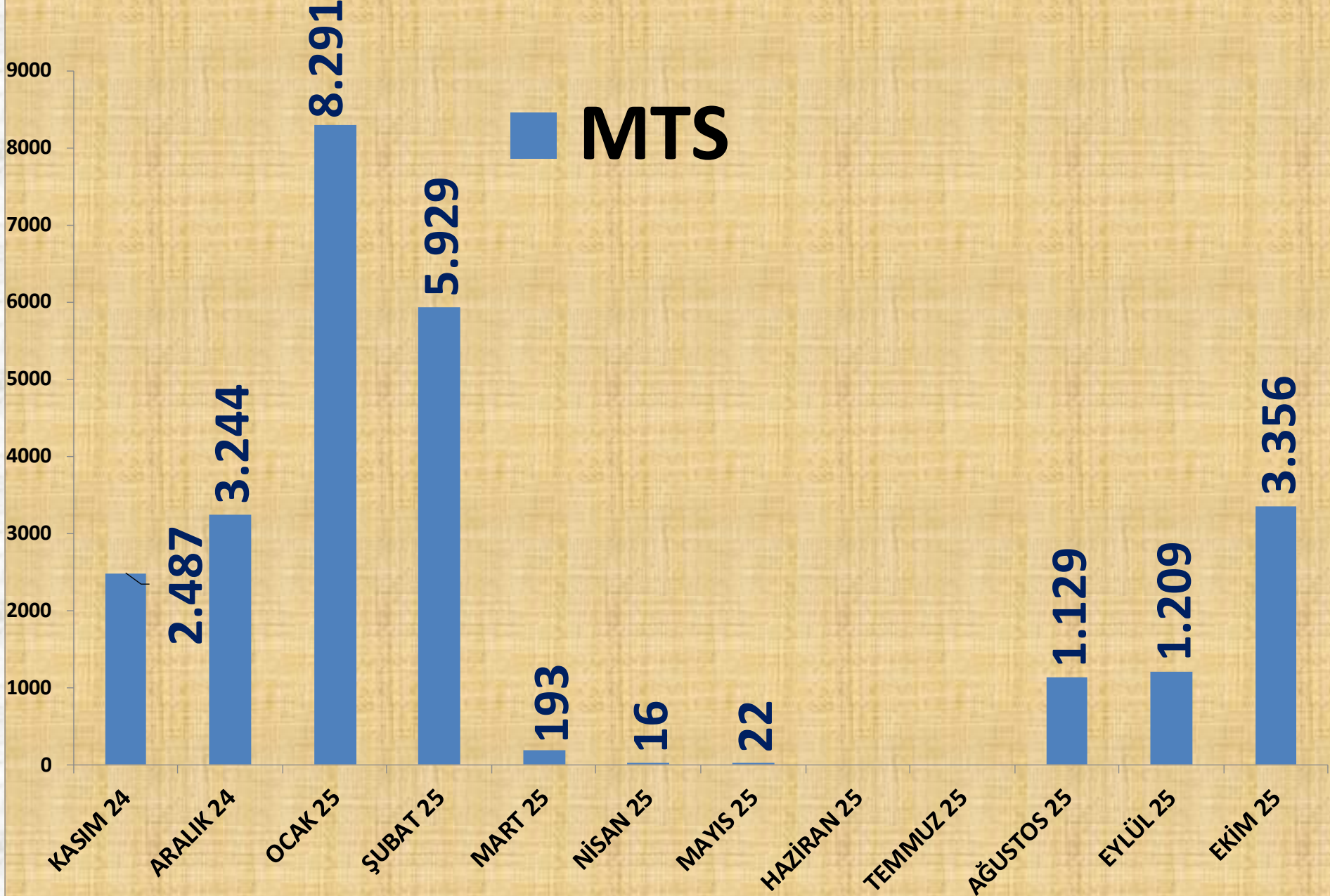
EN ÇOK FİYAT	2023 EKİM	2024 EKİM		2025 EKİM	
MTS	90,00 TL	100%	180,00 TL	79%	321,59 TL

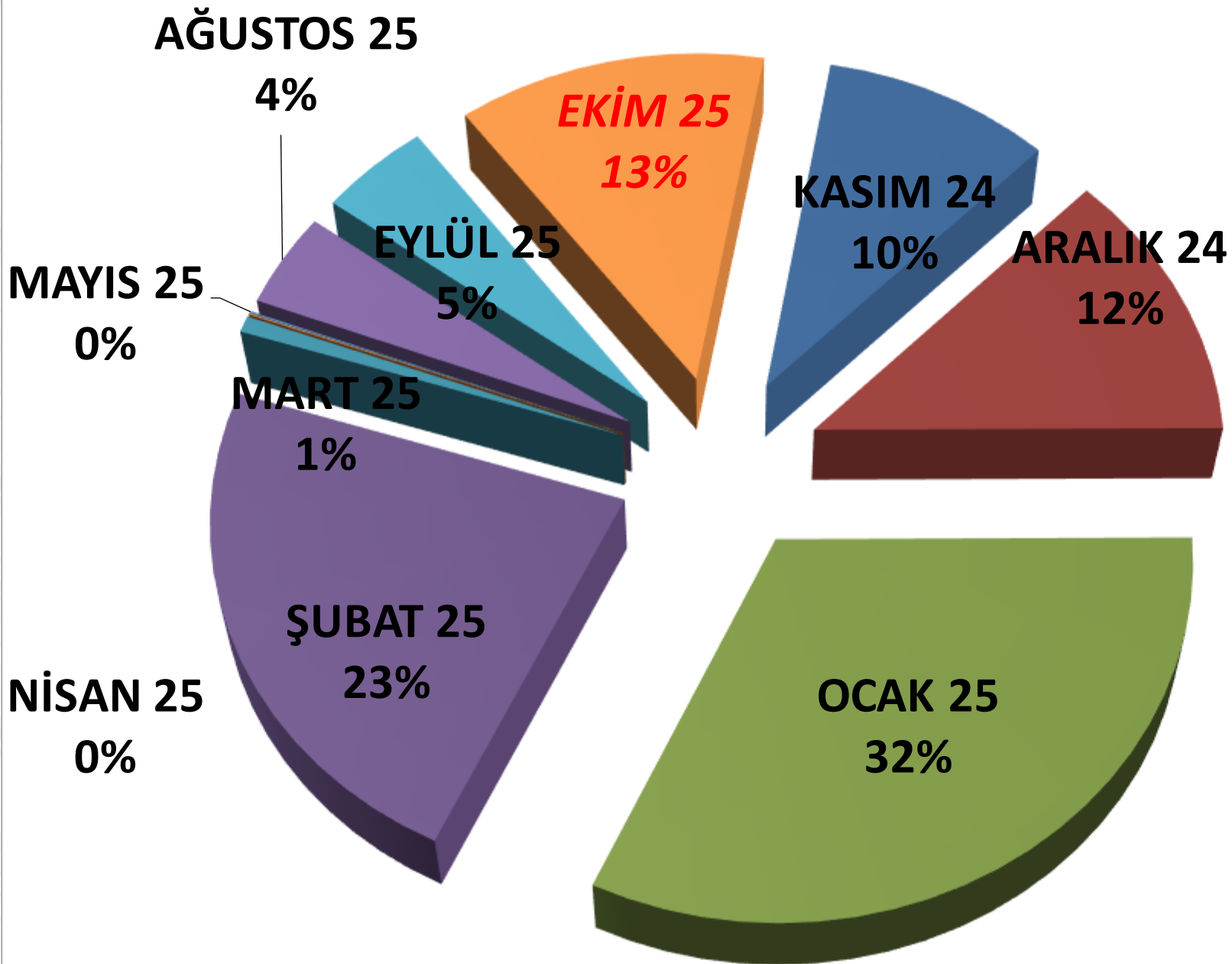
ORTALAMA FİYAT	2023 EKİM	2024 EKİM		2025 EKİM	
MTS	84,01 TL	48%	124,72 TL	44%	179,35 TL

AYLIK TÜTÜN FİYAT TRENDİ (TL)



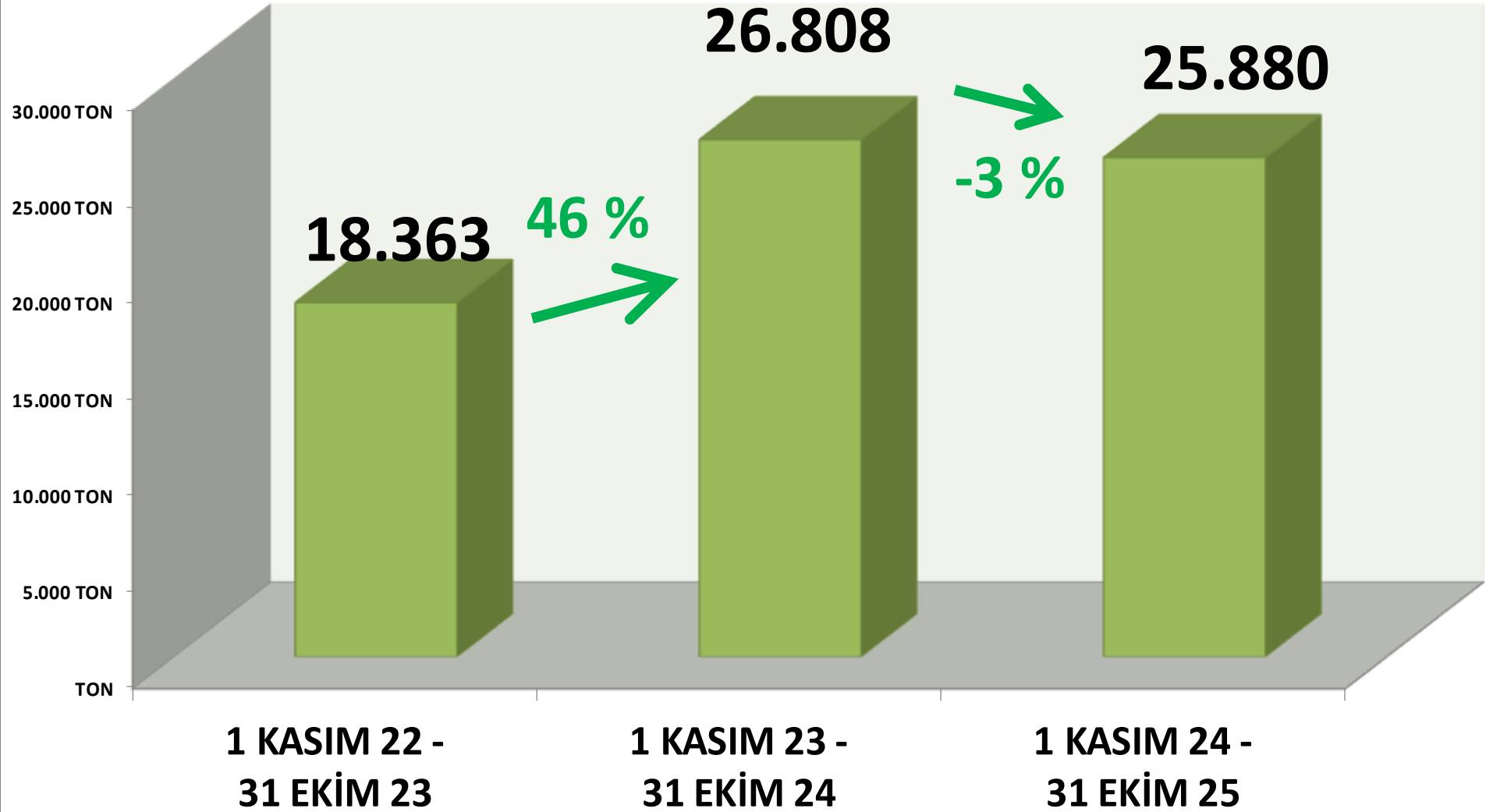
AYLIK TÜTÜN İŞLEM MİKTARI (TON)





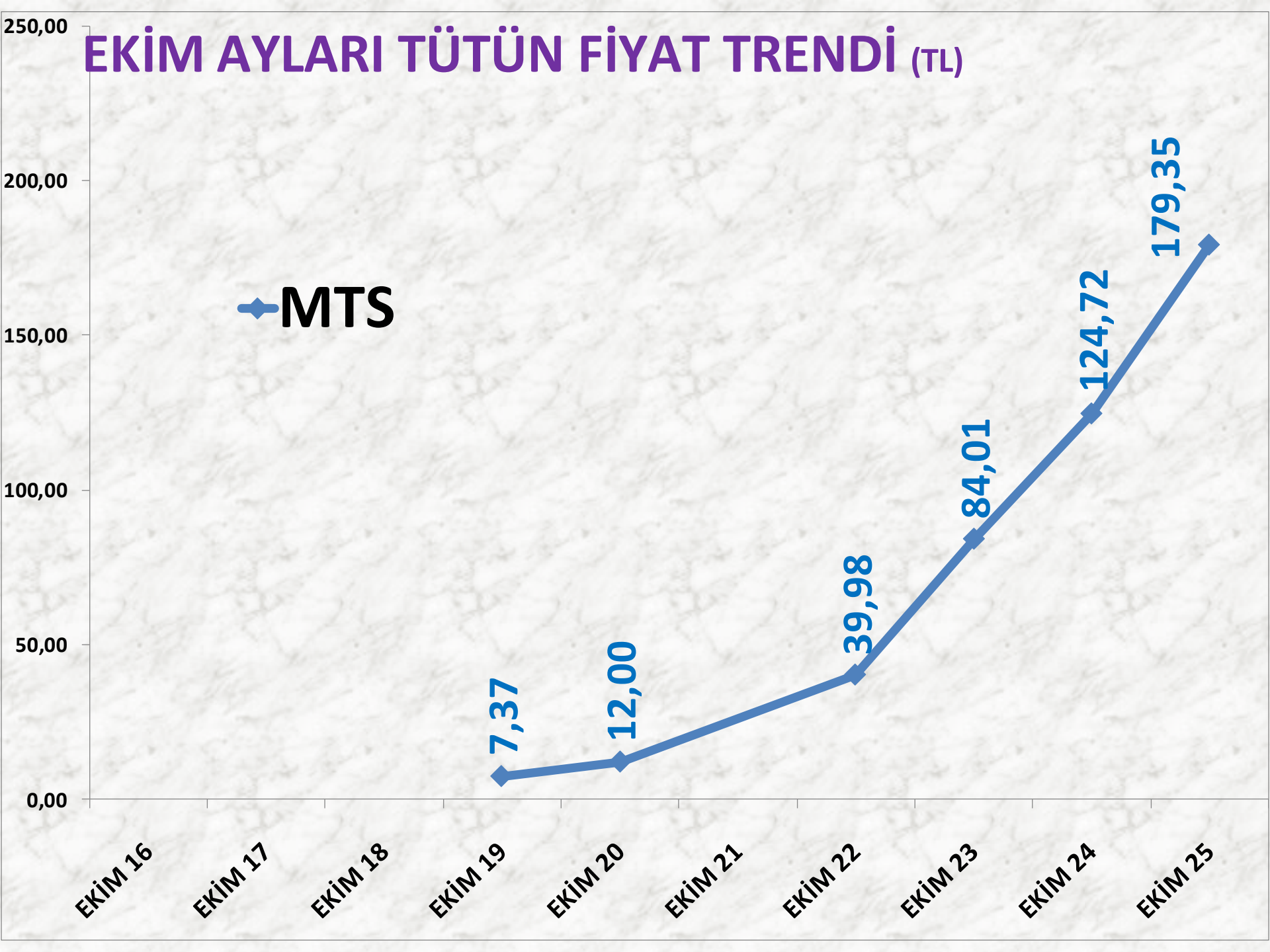
AYLIK TÜTÜN MTS İŞLEM MİKTARI ORANLARI

YILLIK TÜTÜN İŞLEM MİKTARI (TON)



EKİM AYLARI TÜTÜN FİYAT TRENDİ (TL)

◆ MTS



KASAPLIK CANLI HAYVAN

BÜYÜKBAŞ İŞLEM MİKTARI

İŞLEM MİKTARI ADET	2023 EKİM	2024 EKİM		2025 EKİM	
MTS	2.153 ADET	-14%	1.849 ADET	50%	2.766 ADET
TTS	417 ADET	40%	585 ADET	36%	793 ADET

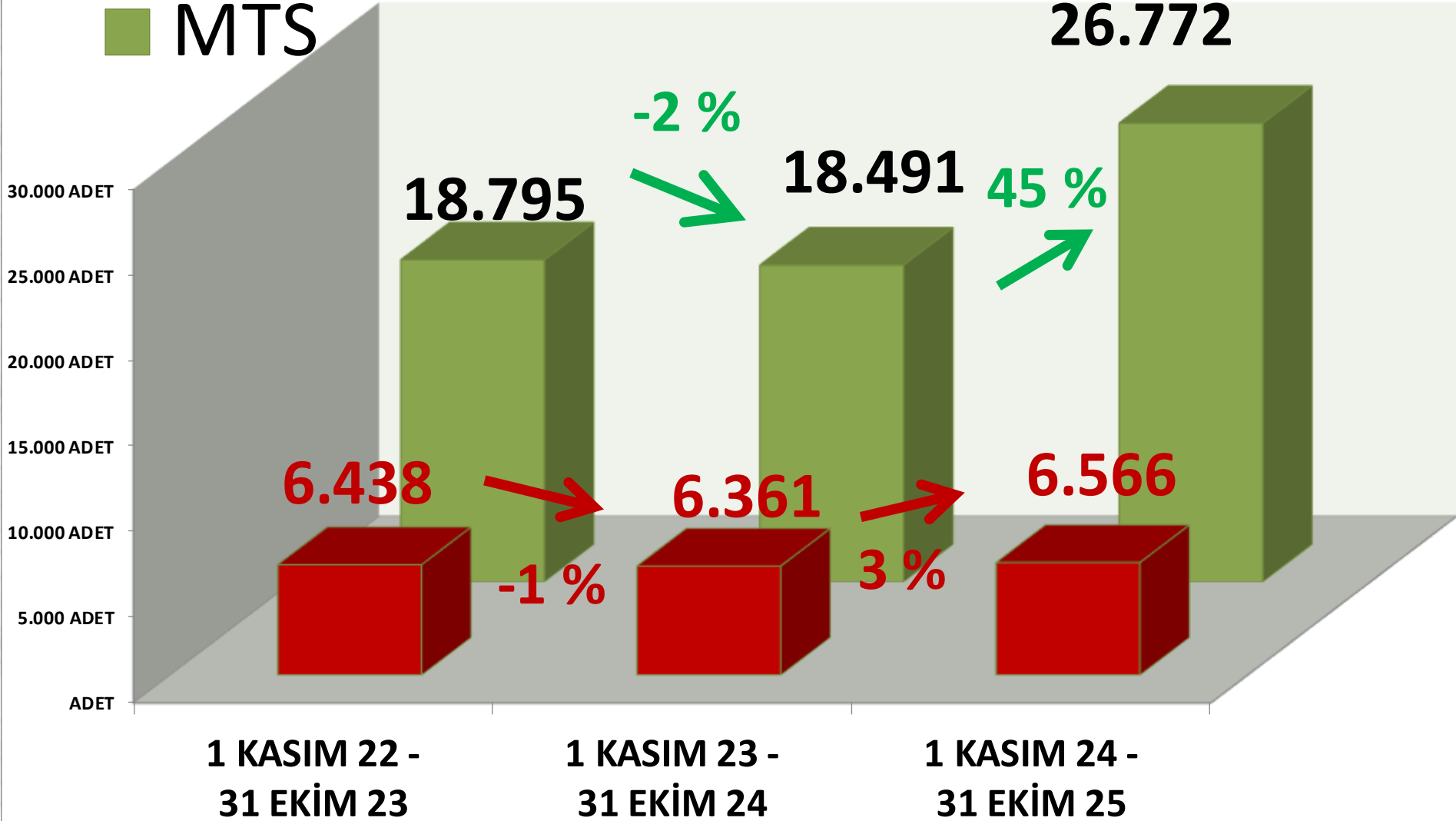
KÜÇÜKBAŞ İŞLEM MİKTARI

İŞLEM MİKTARI ADET	2023 EKİM	2024 EKİM		2025 EKİM	
MTS	4.989 ADET	47%	7.352 ADET	14%	8.365 ADET
TTS	279 ADET	52%	424 ADET	57%	666 ADET

■ TTS

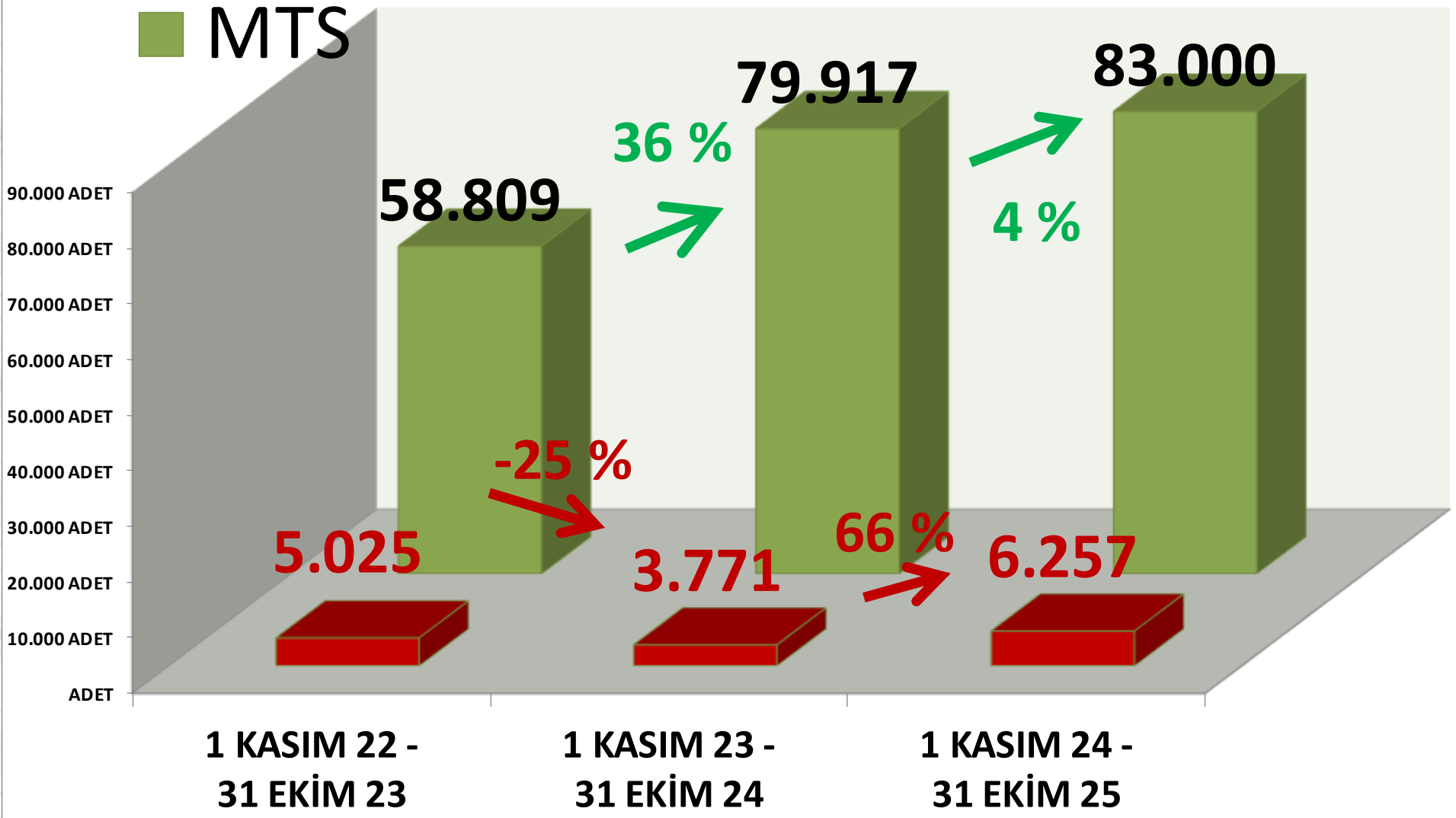
YILLIK BÜYÜKBAŞ İŞLEM MİKTARI (TON)

■ MTS



TTS YILLIK KÜÇÜKBAŞ İŞLEM MİKTARI (TON)

■ TTS
■ MTS





DİNLEDİĞİNİZ İÇİN
TEŞEKKÜR EDERİM

RECEP MENGİ

