

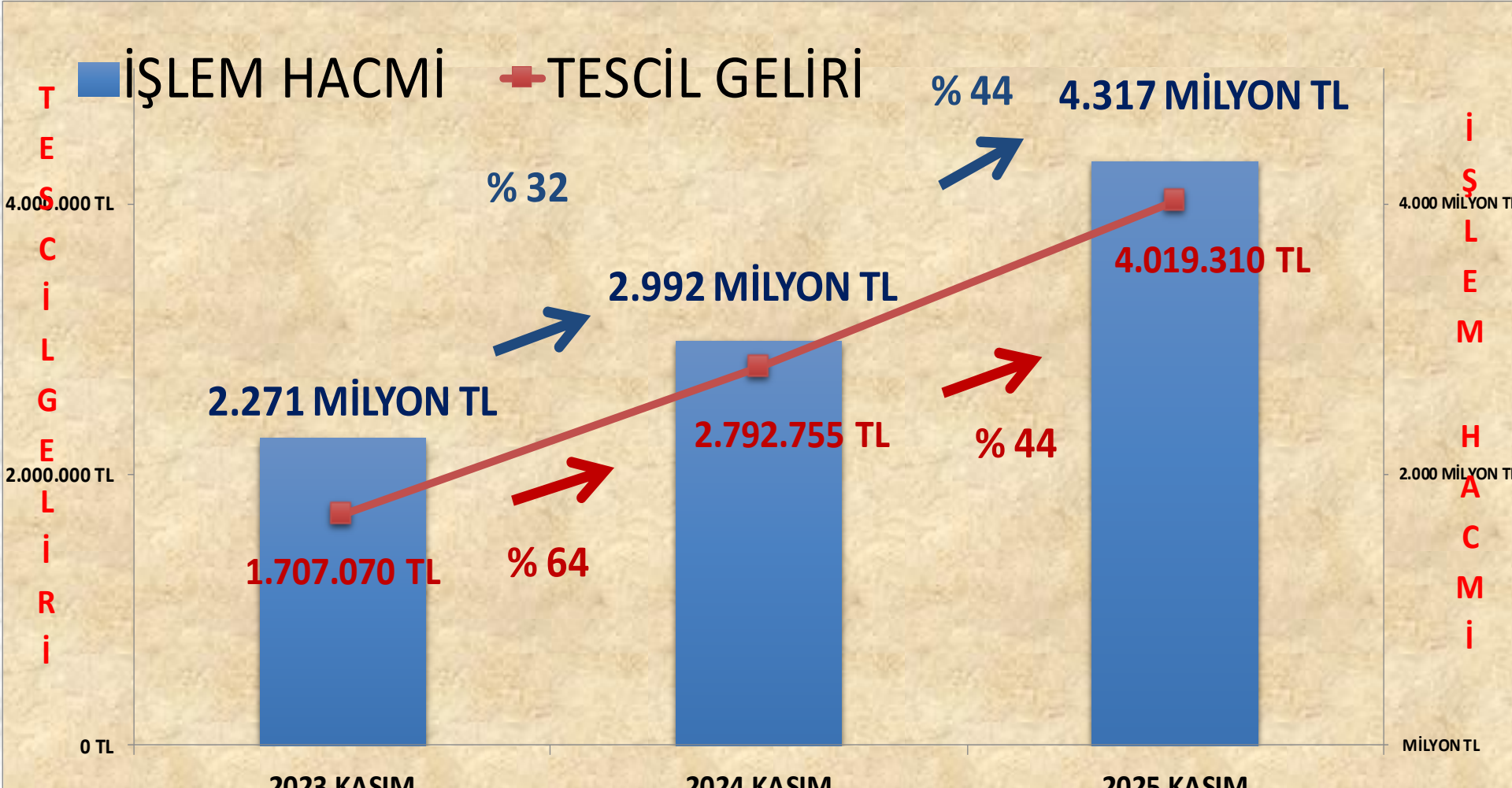


KASIM 2025 TESCİL SUNUMU



İŞLEM HACMİ VE TESCİL GELİRİ VERİLERİ

	2023 KASIM		2024 KASIM		2025 KASIM
İŞLEM HACMİ	2.271 MİLYON TL	32%	2.992 MİLYON TL	44%	4.317 MİLYON TL
TESCİL GELİRİ	1.707.070 TL	64%	2.792.755 TL	44%	4.019.310 TL



2024 KASIM

ÜRÜN GRUBU	Miktar(kg./lt/adet)	Tutar(TL)
BAKLIYAT VE MAMÜLLERİ	307.543	15.544.467
BİTKİSEL YAĞLAR	1.926	639.531
KOTASYON DIŐI ÜRÜNLER	57.677.620	1.203.349.622
HAM DERİLER VE BAĞIRSAKLAR	4.375	76.100
HAYVANSAL YAĞLAR	0	0
HUBUBAT .	80.487.404	679.472.720
HUBUBAT MAMÜLLERİ	28.055	415.050
KASAPLIK CANLI HAYVANLAR	9.754	278.161.068
KURU MEYVELER	786.056	75.533.957
ORMAN MAHSÜLLERİ	544.294	15.435.024
TEKSTİL HAMMADDELERİ	8.237.056	198.626.094
YAĞLI TOHUMLAR	15.165.481	524.407.933
<u>TOPLAM</u>	163.249.563	2.991.661.566

2025 KASIM

ÜRÜN GRUBU	Miktar(kg./lt/adet)	Tutar(TL)
BAKLİYAT VE MAMÜLLERİ	363.622	26.225.353
BİTKİSEL YAĞLAR	48.200	8.290.000
KOTASYON DIŞI ÜRÜNLER	68.109.981	2.427.788.720
HAM DERİLER VE BAĞIRSAKLAR	36.105	767.276
HAYVANSAL YAĞLAR	211	70.117
HUBUBAT .	57.574.834	634.616.286
HUBUBAT MAMÜLLERİ	130.370	2.252.854
KASAPLIK CANLI HAYVANLAR	10.251	372.030.389
KURU MEYVELER	914.167	104.213.716
ORMAN MAHSÜLLERİ	183.385	16.284.952
TEKSTİL HAMMADDELERİ	4.124.439	119.900.528
YAĞLI TOHUMLAR	9.287.661	604.222.319
<u>TOPLAM</u>	140.783.225	4.316.662.510

2024 KASIM - 2025 KASIM DEĞİŞİM

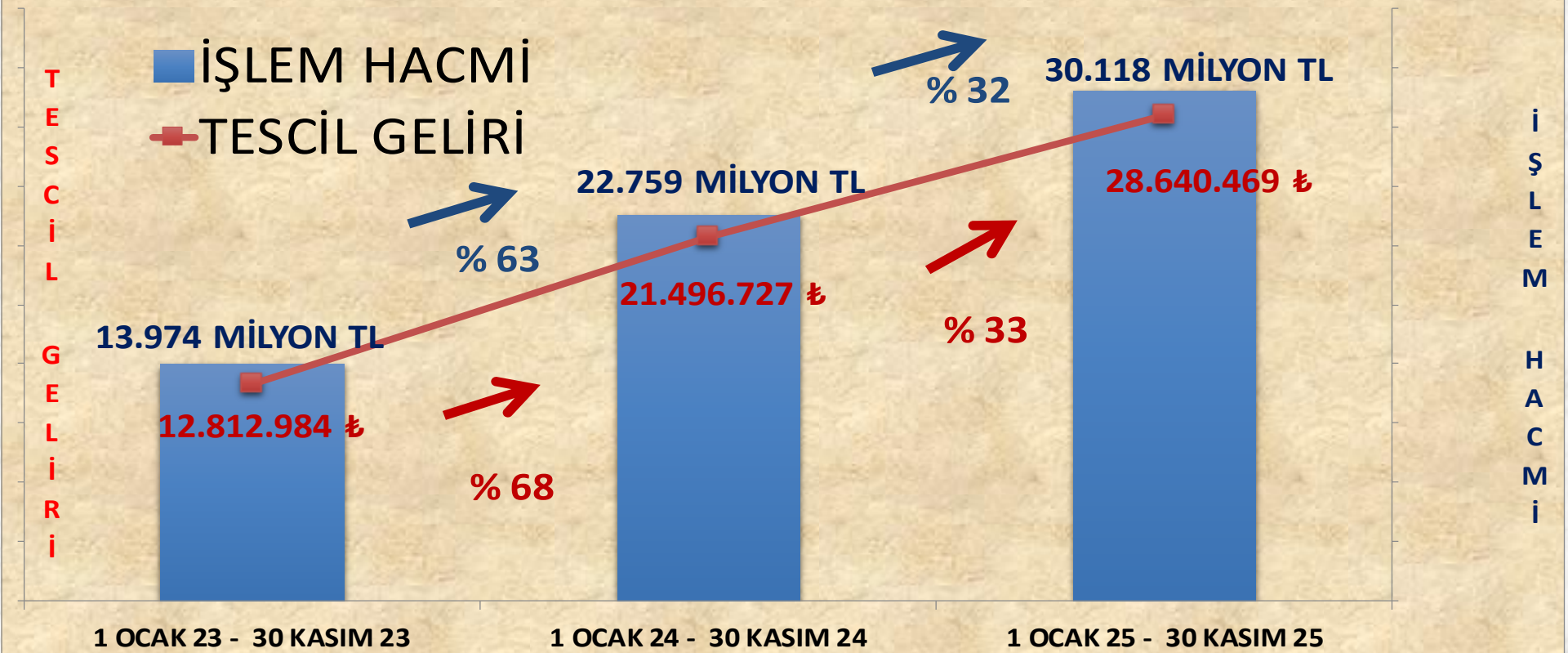
ÜRÜN GRUBU	Miktar(kg./lt/adet)	Tutar(TL)
BAKLİYAT VE MAMÜLLERİ	56.079	10.680.887
BİTKİSEL YAĞLAR	46.274	7.650.469
KOTASYON DIŞI ÜRÜNLER	10.432.362	1.224.439.098
HAM DERİLER VE BAĞIRSAKLAR	31.730	691.176
HAYVANSAL YAĞLAR	211	70.117
HUBUBAT .	-22.912.570	-44.856.435
HUBUBAT MAMÜLLERİ	102.315	1.837.804
KASAPLIK CANLI HAYVANLAR	497	93.869.320
KURU MEYVELER	128.111	28.679.759
ORMAN MAHSÜLLERİ	-360.909	849.929
TEKSTİL HAMMADDELERİ	-4.112.617	-78.725.567
YAĞLI TOHUMLAR	-5.877.820	79.814.386
<u>TOPLAM</u>	-22.466.338	1.325.000.944

2024 KASIM - 2025 KASIM DEĞİŞİM ORANI

ÜRÜN GRUBU	Miktar(kg./lt/adet)	Tutar(TL)
BAKLİYAT VE MAMÜLLERİ	18%	69%
BİTKİSEL YAĞLAR	2402%	1196%
KOTASYON DIŞI ÜRÜNLER	18%	102%
HAM DERİLER VE BAĞIRSAKLAR	725%	908%
HAYVANSAL YAĞLAR	-	-
HUBUBAT .	-28%	-7%
HUBUBAT MAMÜLLERİ	365%	443%
KASAPLIK CANLI HAYVANLAR	5%	34%
KURU MEYVELER	16%	38%
ORMAN MAHSÜLLERİ	-66%	6%
TEKSTİL HAMMADDELERİ	-50%	-40%
YAĞLI TOHUMLAR	-39%	15%
<u>TOPLAM</u>	-14%	44%

İŞLEM HACMİ VE TESCİL GELİRİ VERİLERİ

	1 OCAK 23 - 30 KASIM 23	1 OCAK 24 - 30 KASIM 24	1 OCAK 25 - 30 KASIM 25
İŞLEM HACMI	13.974 MİLYON TL	22.759 MİLYON TL	30.118 MİLYON TL
TESCİL GELİRİ	12.812.984 TL	21.496.727 TL	28.640.469 TL



1 OCAK - 30 KASIM 2024

	Miktar(kg./lt/adet)	Tutar(TL)
BAKLİYAT VE MAMÜLLERİ	6.851.155	322.442.440
BITKİSEL YAĞLAR	75.666	18.603.978
KOTASYON DIŐI ÜRÜNLER	826.134.695	12.489.165.394
HAM DERİLER VE BAĞIRSAKLAR	94.005	1.780.715
HAYVANSAL YAĞLAR	1.295	411.313
HUBUBAT .	381.182.441	3.070.010.363
HUBUBAT MAMÜLLERİ	1.640.136	17.298.908
KASAPLIK CANLI HAYVANLAR	101.011	2.414.417.356
KURU MEYVELER	11.625.078	939.917.396
ORMAN MAHSÜLLERİ	2.964.857	101.848.406
TEKSTİL HAMMADDELERİ	30.685.334	773.325.392
YAĞLI TOHUMLAR	65.406.235	2.609.910.217
<u>TOPLAM</u>	1.326.761.908	22.759.131.877

1 OCAK - 30 KASIM 2025

	Miktar(kg./lt/adet)	Tutar(TL)
BAKLİYAT VE MAMÜLLERİ	8.596.876	508.325.458
BITKİSEL YAĞLAR	118.667	24.006.259
KOTASYON DIŐI ÜRÜNLER	742.280.770	17.351.075.765
HAM DERİLER VE BAĞIRSAKLAR	160.272	3.495.852
HAYVANSAL YAĞLAR	3.839	1.160.845
HUBUBAT .	256.567.616	2.749.555.344
HUBUBAT MAMÜLLERİ	2.864.372	49.556.161
KASAPLIK CANLI HAYVANLAR	115.960	4.195.060.479
KURU MEYVELER	8.801.044	971.586.789
ORMAN MAHSÜLLERİ	3.760.748	147.269.994
TEKSTİL HAMMADDELERİ	15.181.014	564.354.524
YAĞLI TOHUMLAR	64.293.230	3.552.629.400
<u>TOPLAM</u>	1.102.744.407	30.118.076.869

1 OCAK - 30 KASIM 2024-25 DEĞİŞİM

	Miktar(kg./lt/adet)	Tutar(TL)
BAKLİYAT VE MAMÜLLERİ	1.745.721	185.883.019
BITKİSEL YAĞLAR	43.001	5.402.280
KOTASYON DIŞI ÜRÜNLER	-83.853.924	4.861.910.370
HAM DERİLER VE BAĞIRSAKLAR	66.267	1.715.137
HAYVANSAL YAĞLAR	2.543	749.532
HUBUBAT .	-124.614.825	-320.455.019
HUBUBAT MAMÜLLERİ	1.224.236	32.257.253
KASAPLIK CANLI HAYVANLAR	14.949	1.780.643.123
KURU MEYVELER	-2.824.034	31.669.393
ORMAN MAHSÜLLERİ	795.891	45.421.588
TEKSTİL HAMMADDELERİ	-15.504.320	-208.970.868
YAĞLI TOHUMLAR	-1.113.005	942.719.183
<u>TOPLAM</u>	-224.017.501	7.358.944.992

1 OCAK - 30 KASIM 2024 -25 DEĞİŞİM ORANI

	Miktar(kg./lt/adet)	Tutar(TL)
BAKLİYAT VE MAMÜLLERİ	25%	58%
BITKİSEL YAĞLAR	57%	29%
KOTASYON DIŞI ÜRÜNLER	-10%	39%
HAM DERİLER VE BAĞIRSAKLAR	70%	96%
HAYVANSAL YAĞLAR	196%	182%
HUBUBAT .	-33%	-10%
HUBUBAT MAMÜLLERİ	75%	186%
KASAPLIK CANLI HAYVANLAR	15%	74%
KURU MEYVELER	-24%	3%
ORMAN MAHSÜLLERİ	27%	45%
TEKSTİL HAMMADDELERİ	-51%	-27%
YAĞLI TOHUMLAR	-2%	36%
<u>TOPLAM</u>	-17%	32%

ARPA

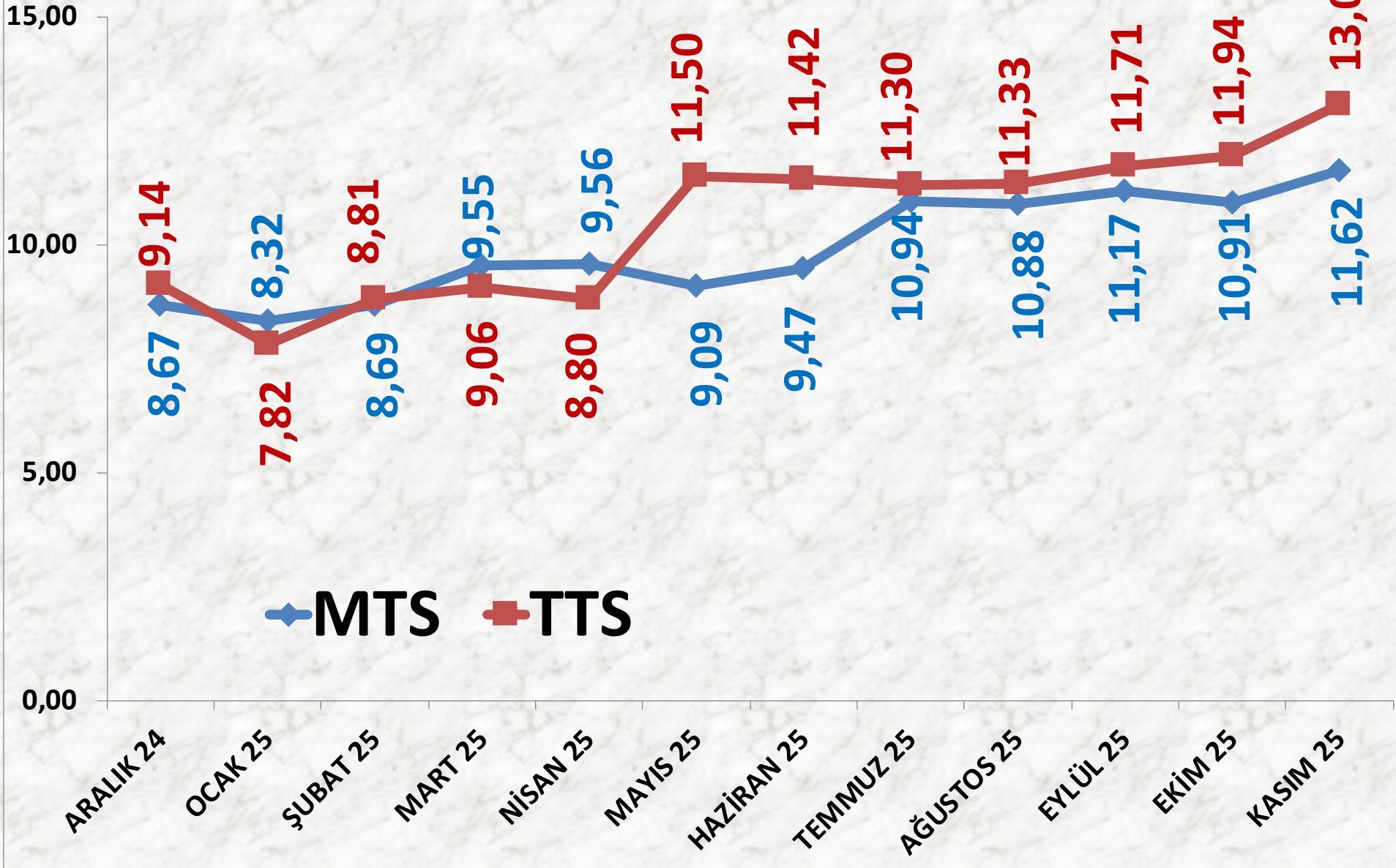
İŞLEM MİKTARI TON	2023 KASIM	2024 KASIM		2025 KASIM	
MTS	1.839 TON	64%	3.019 TON	-94%	175 TON
TTS	766 TON	101%	1.543 TON	-77%	348 TON

EN AZ FİYAT	2023 KASIM	2024 KASIM		2025 KASIM	
MTS	5,18 TL	16%	6,00 TL	75%	10,50 TL
TTS	5,40 TL	39%	7,50 TL	53%	11,45 TL

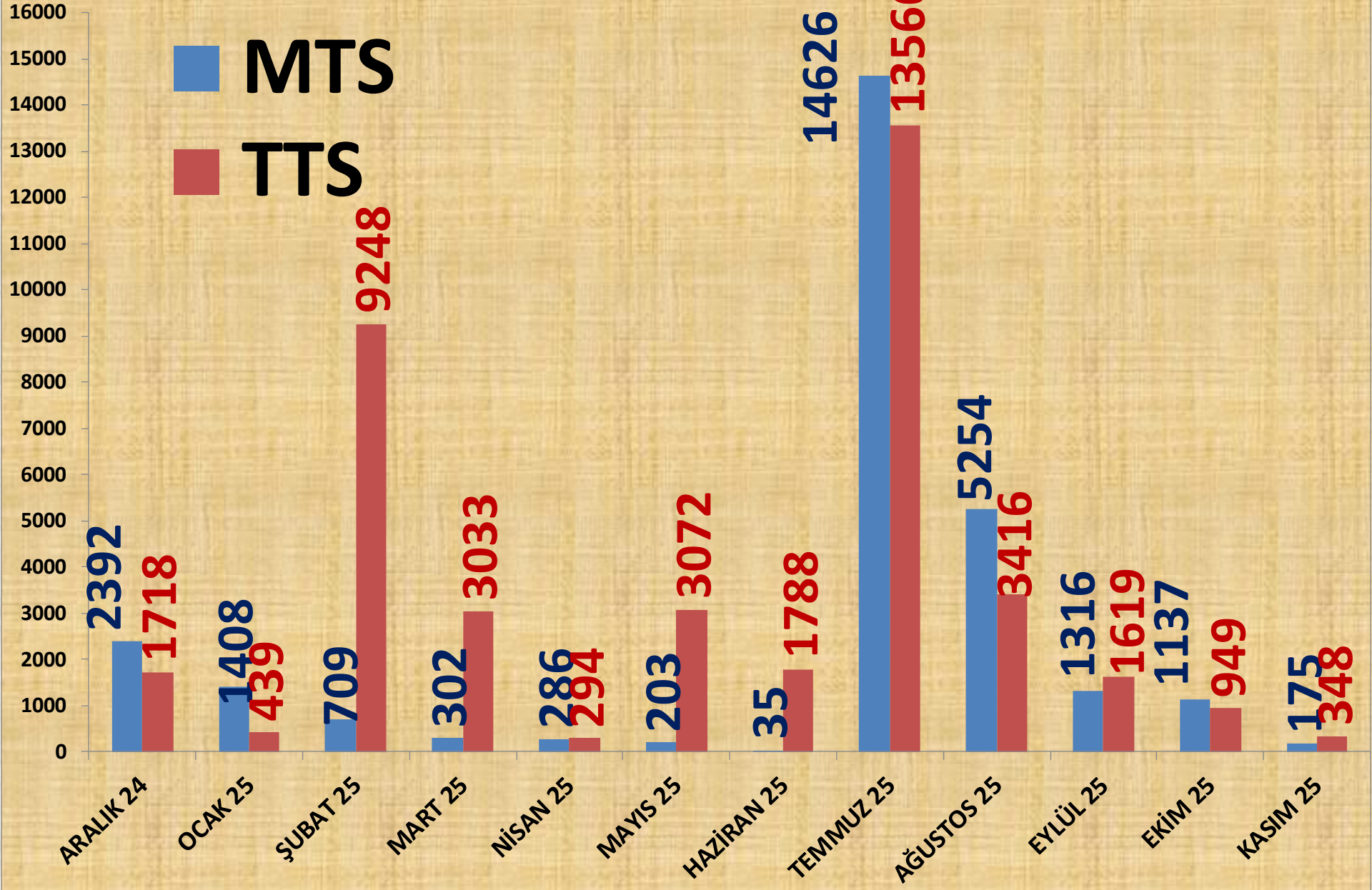
EN ÇOK FİYAT	2023 KASIM	2024 KASIM		2025 KASIM	
MTS	6,50 TL	45%	9,42 TL	27%	12,00 TL
TTS	6,93 TL	30%	9,00 TL	56%	14,00 TL

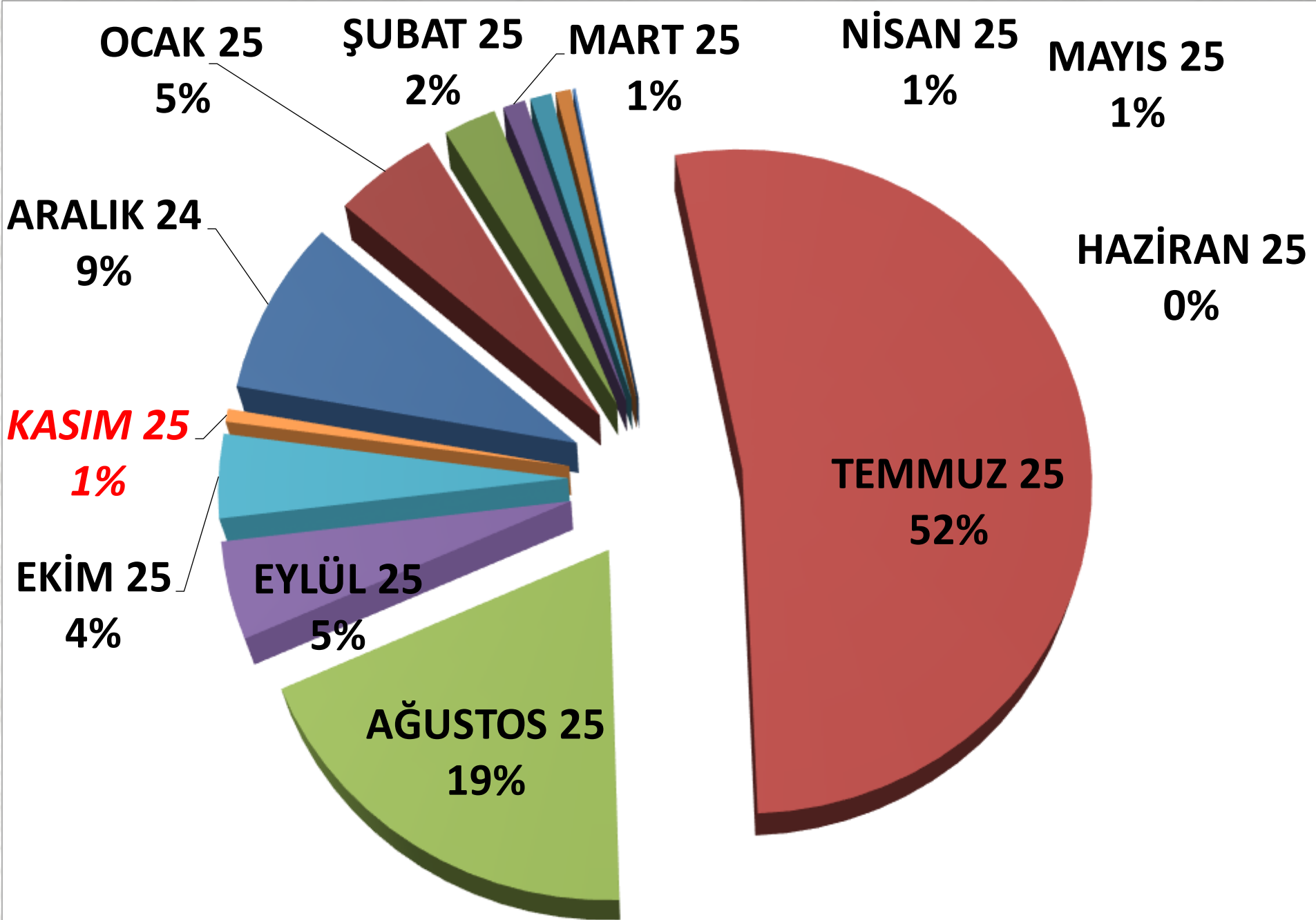
ORTALAMA FİYAT	2023 KASIM	2024 KASIM		2025 KASIM	
MTS	5,79 TL	42%	8,20 TL	42%	11,62 TL
TTS	6,33 TL	33%	8,44 TL	55%	13,08 TL

AYLIK ARPA FİYAT TRENDİ (TL)



AYLIK ARPA İŞLEM MİKTARI (TON)



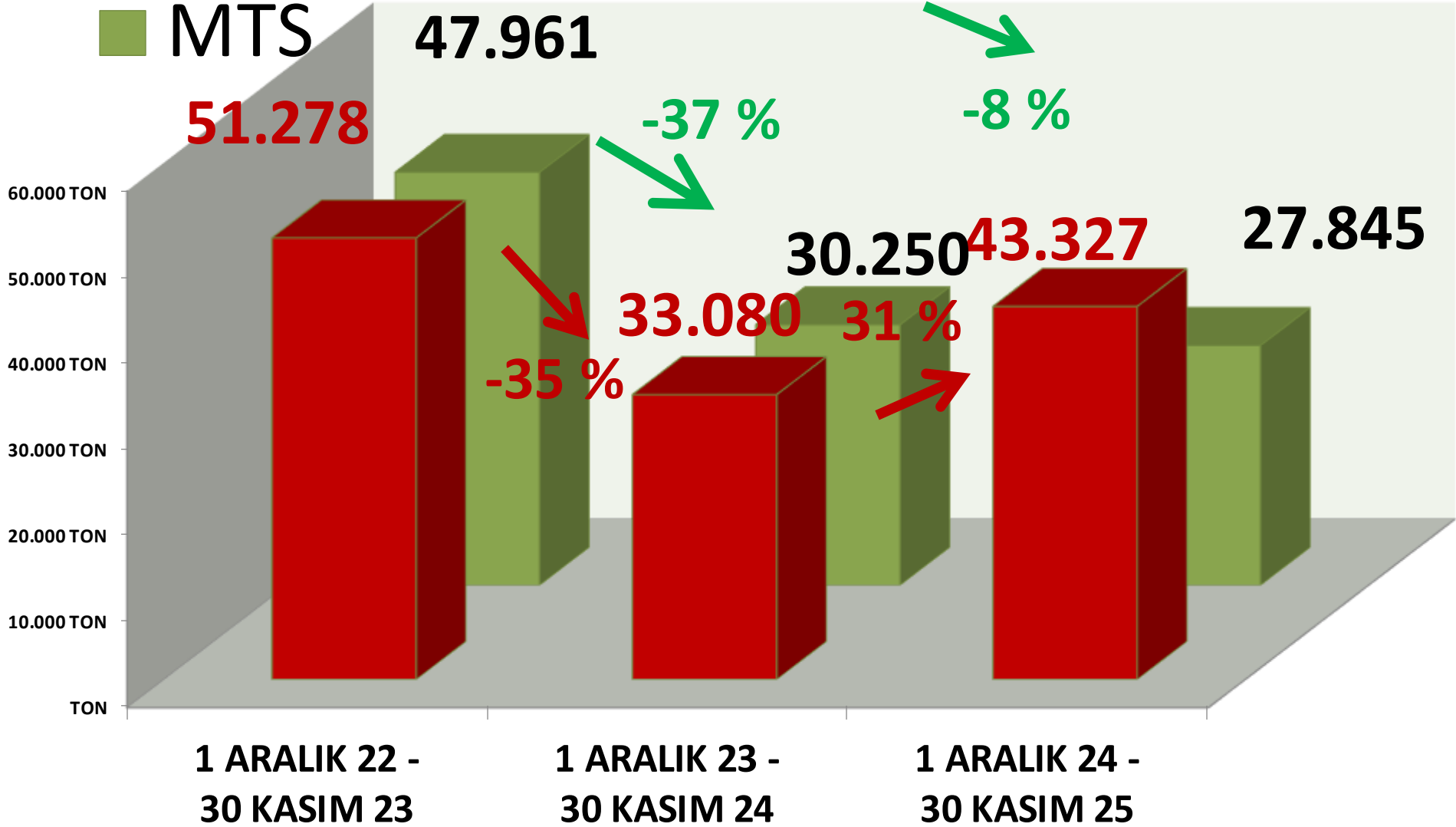


AYLIK ARPA MTS İŞLEM MİKTARI ORANLARI

■ TTS

YILLIK ARPA İŞLEM MİKTARI (TON)

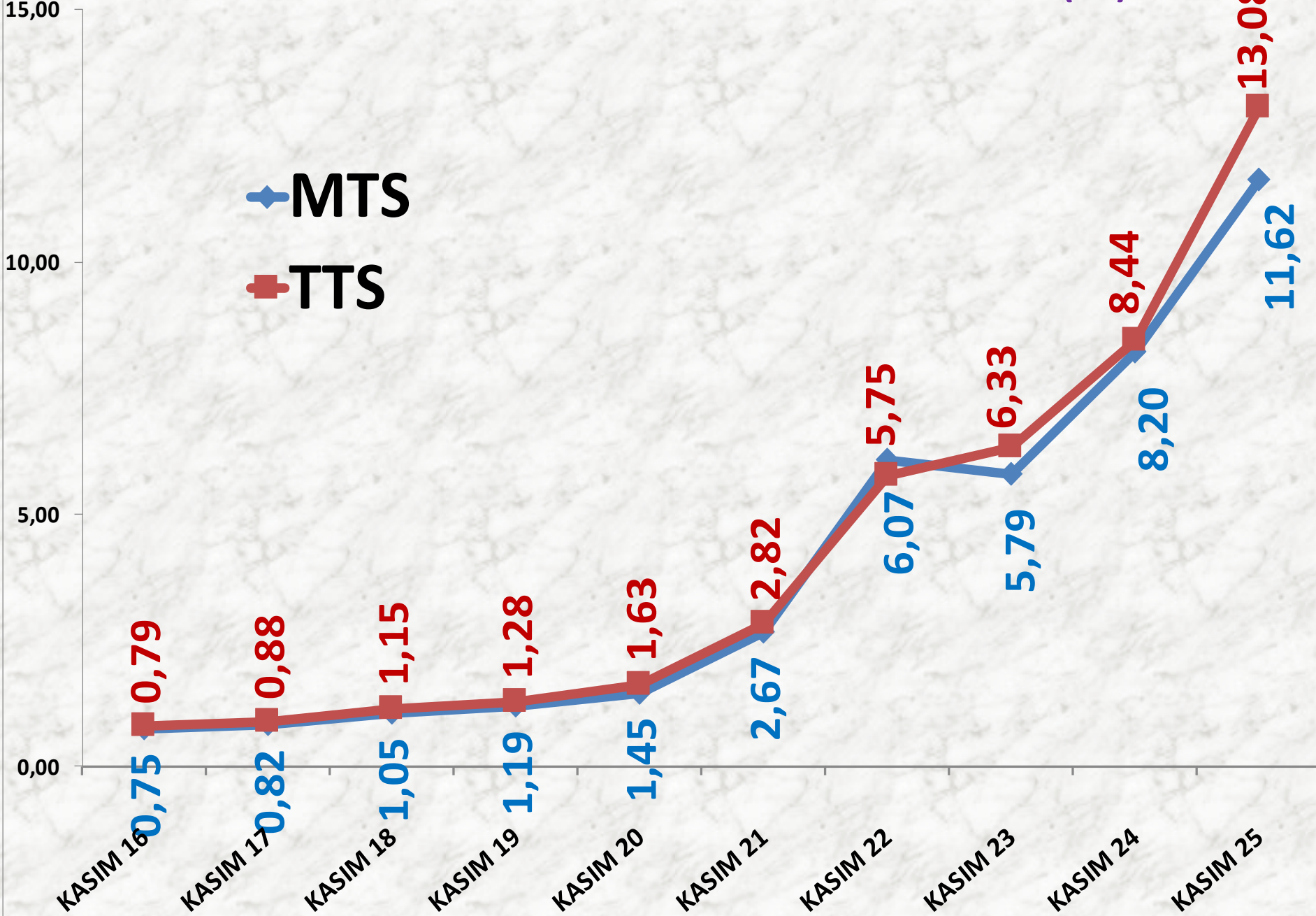
■ MTS



KASIM AYLARI ARPA FİYAT TRENDİ (TL)

◆ MTS

■ TTS



BUĞDAY

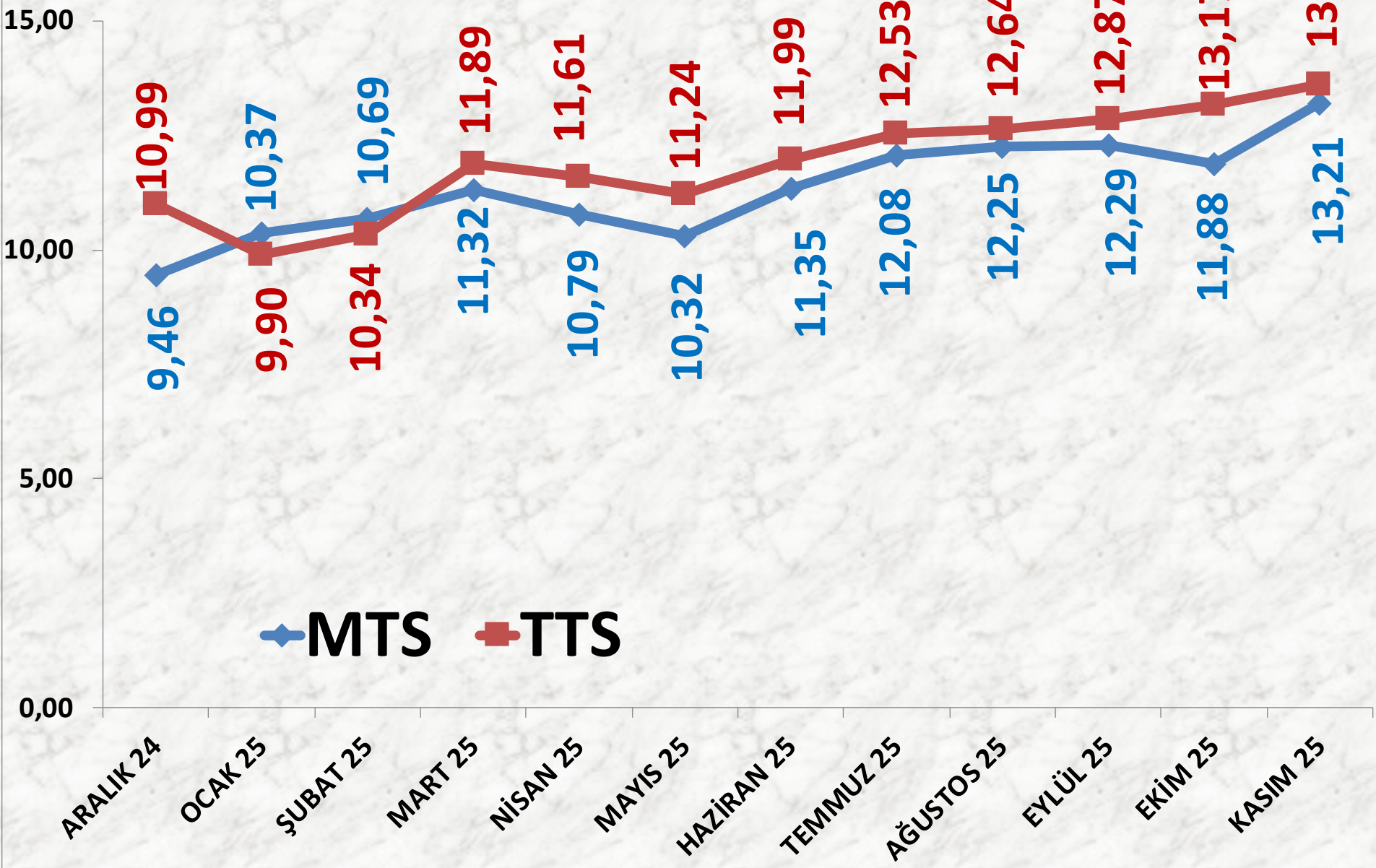
İŞLEM MİKTARI TON	2023 KASIM	2024 KASIM		2025 KASIM	
MTS	2.456 TON	103%	4.994 TON	-85%	773 TON
TTS	907 TON	193%	2.661 TON	-82%	487 TON

EN AZ FİYAT	2023 KASIM	2024 KASIM		2025 KASIM	
MTS	5,30 TL	42%	7,50 TL	47%	11,00 TL
TTS	5,15 TL	61%	8,30 TL	51%	12,50 TL

EN ÇOK FİYAT	2023 KASIM	2024 KASIM		2025 KASIM	
MTS	9,00 TL	22%	11,00 TL	27%	14,00 TL
TTS	8,50 TL	35%	11,50 TL	23%	14,20 TL

ORTALAMA FİYAT	2023 KASIM	2024 KASIM		2025 KASIM	
MTS	6,86 TL	38%	9,49 TL	39%	13,21 TL
TTS	6,75 TL	50%	10,11 TL	35%	13,63 TL

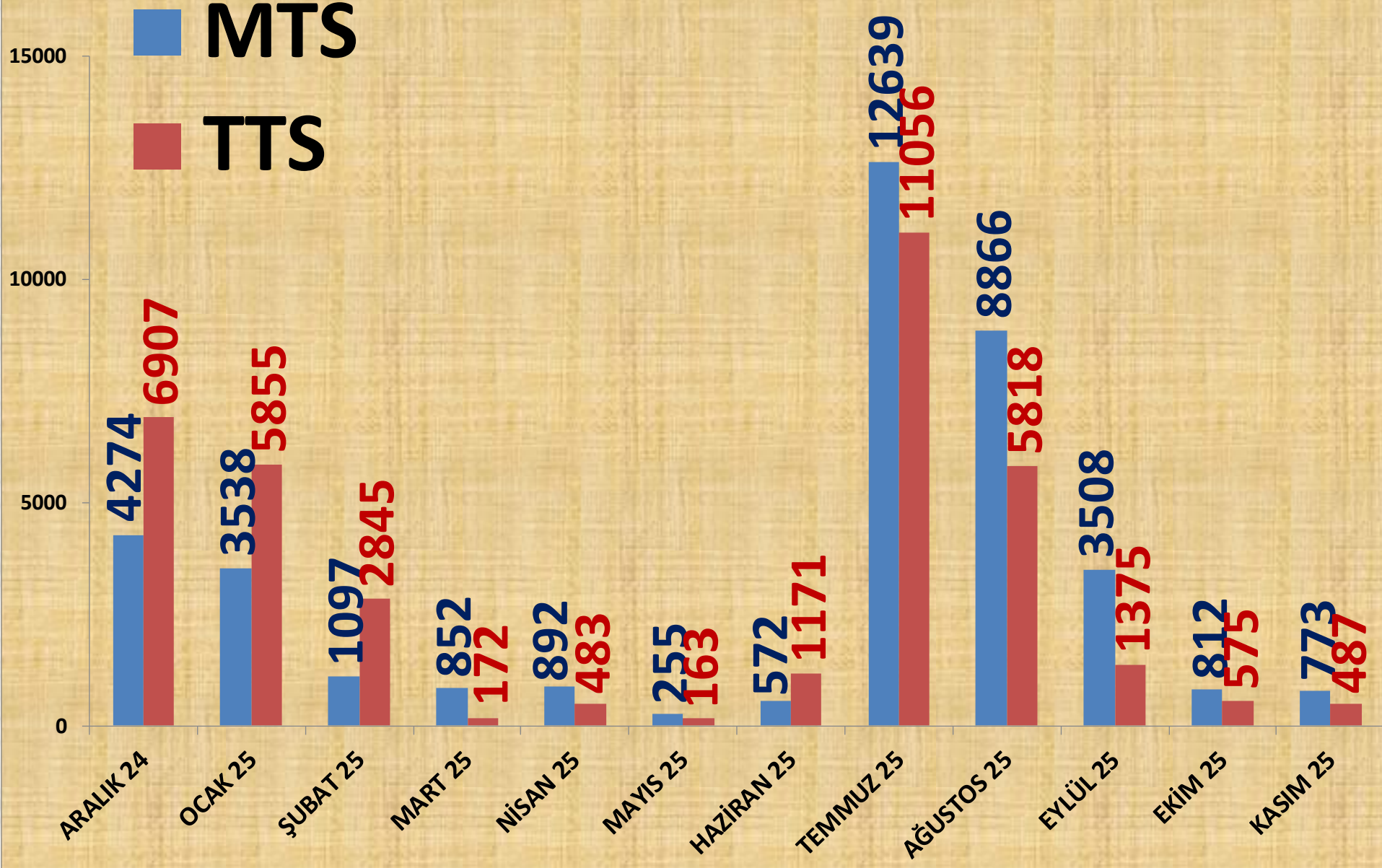
AYLIK BUĞDAY FİYAT TRENDİ (TL)



AYLIK BUĞDAY İŞLEM MİKTARI (TON)

■ MTS

■ TTS



EYLÜL 25
9%

EKİM 25
2%

KASIM 25
2%

ARALIK 24
11%

ŞUBAT 25
3%

AĞUSTOS 25
23%

OCAK 25
9%

MART 25
2%

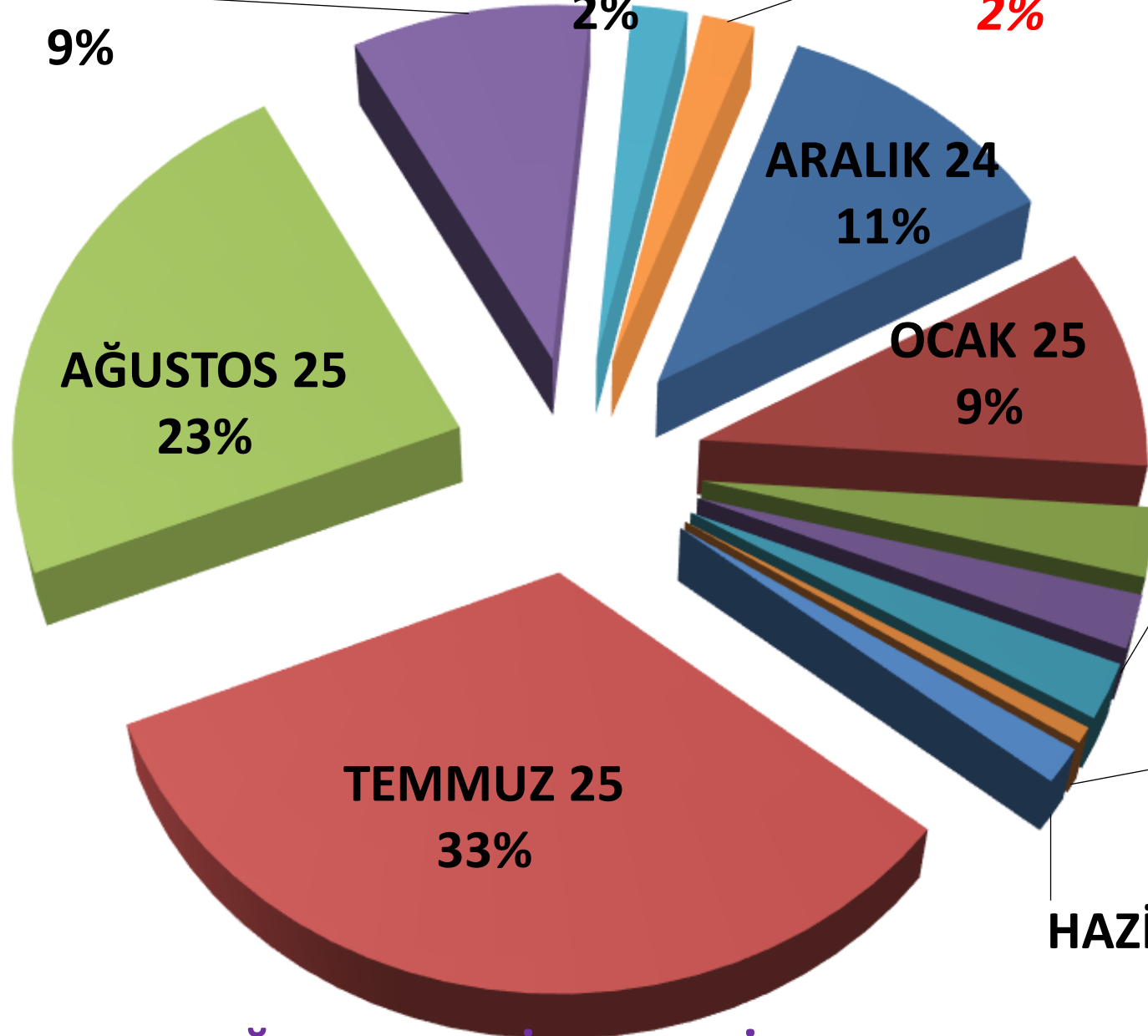
NİSAN 25
3%

TEMMUZ 25
33%

MAYIS 25
1%

HAZİRAN 25
2%

AYLIK BUĞDAY MTS İŞLEM MİKTARI ORANLARI

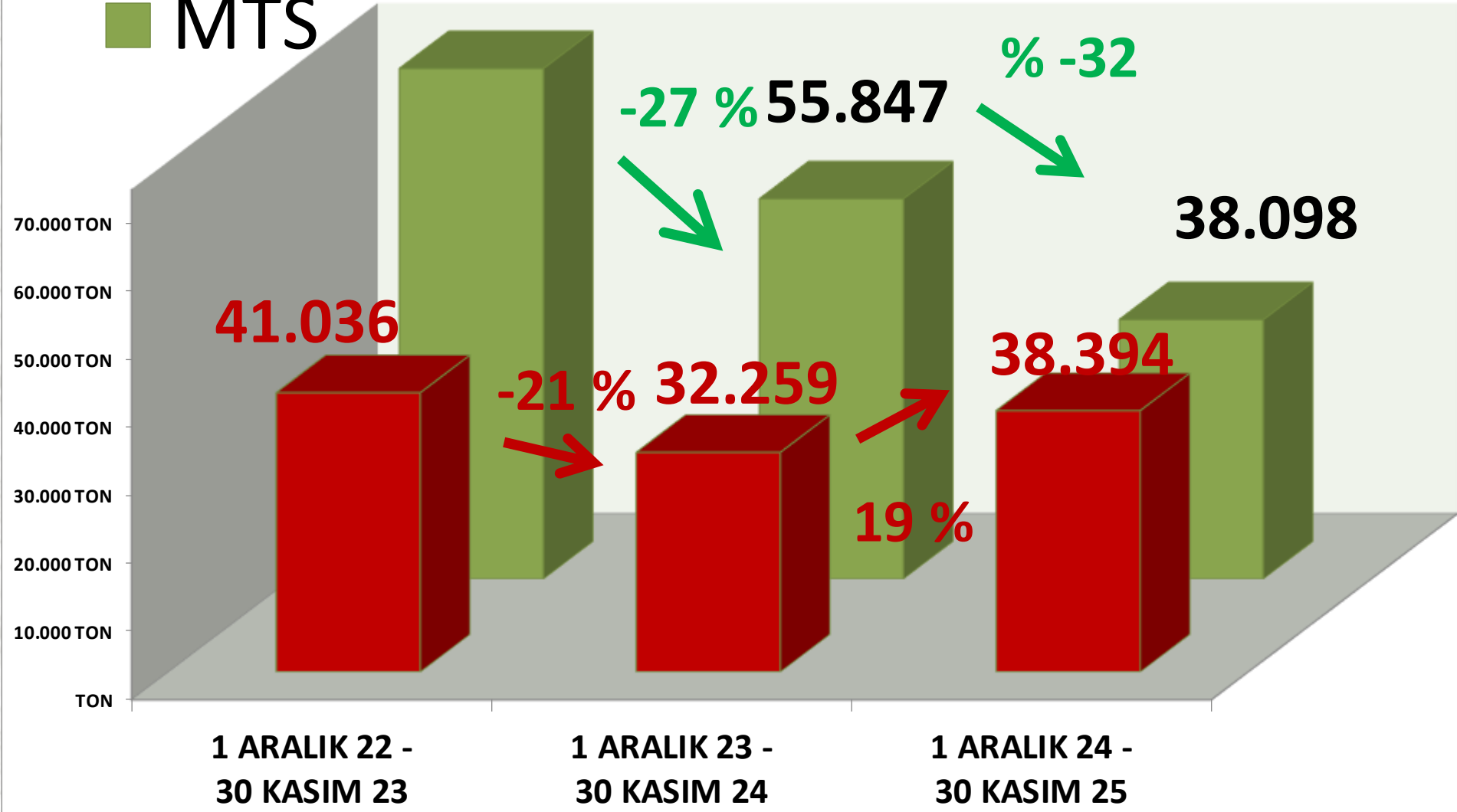


■ TTS

YILLIK BUĞDAY İŞLEM MİKTARI (TON)

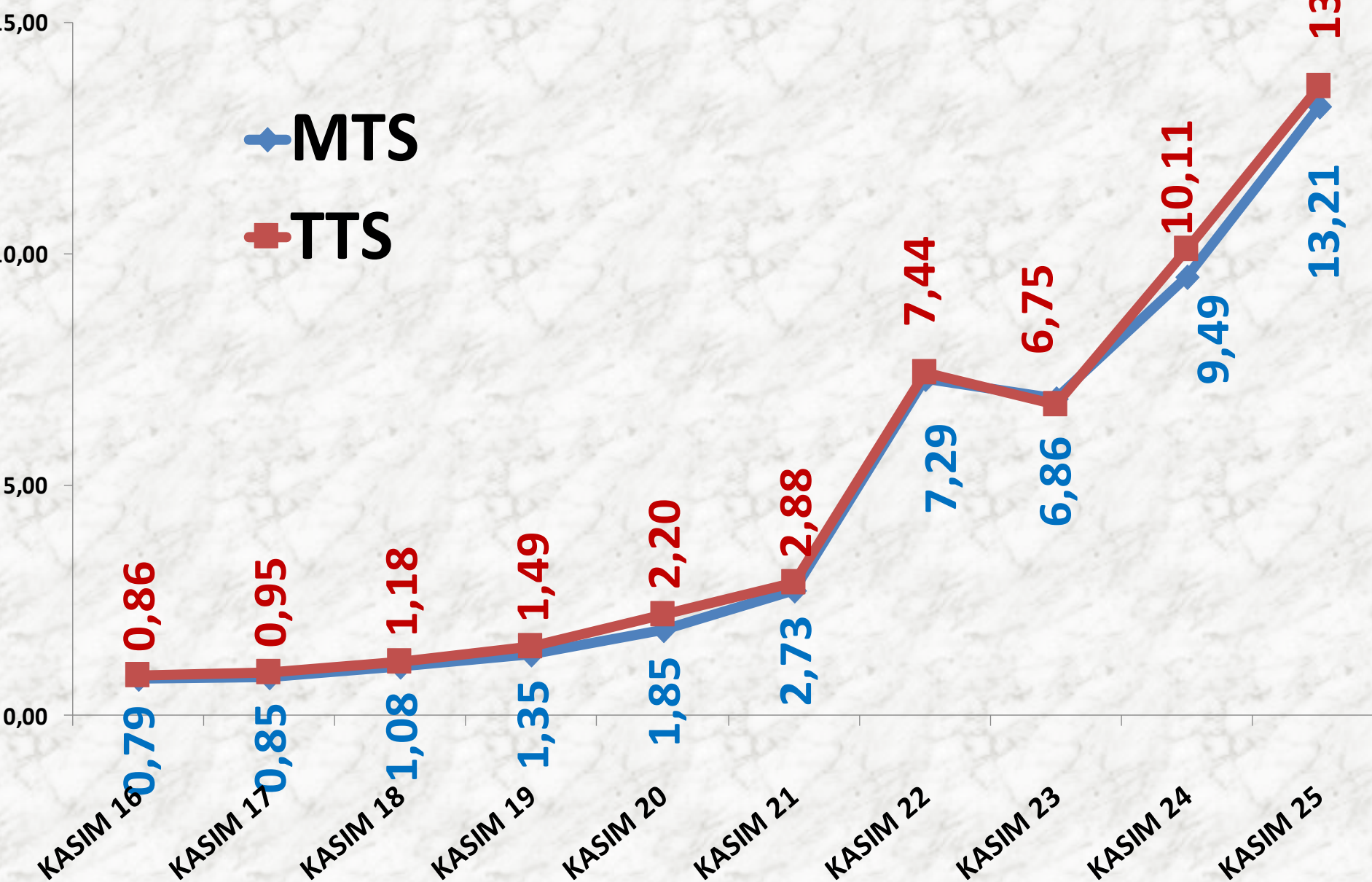
76.499

■ MTS



KASIM AYLARI BUĞDAY FİYAT TRENDİ (TL)

◆ MTS
■ TTS



MISIR DANE

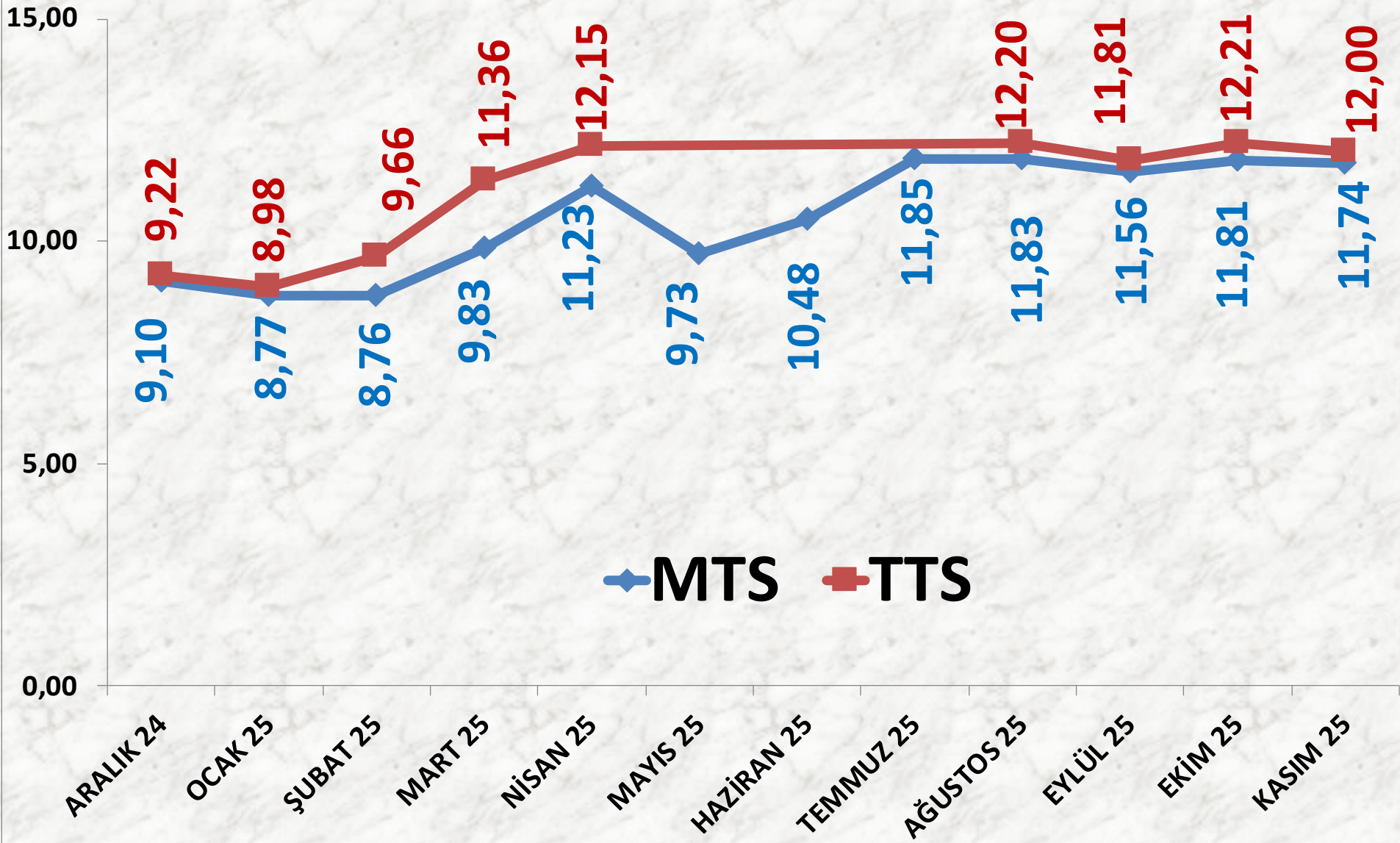
İŞLEM MİKTARI TON	2023 KASIM	2024 KASIM		2025 KASIM	
MTS	17.617 TON	86%	32.829 TON	-21%	26.085 TON
TTS	12.283 TON	56%	19.102 TON	3%	19.628 TON

EN AZ FİYAT	2023 KASIM	2024 KASIM		2025 KASIM	
MTS	4,50 TL	56%	7,00 TL	47%	10,32 TL
TTS	5,45 TL	41%	7,70 TL	33%	10,25 TL

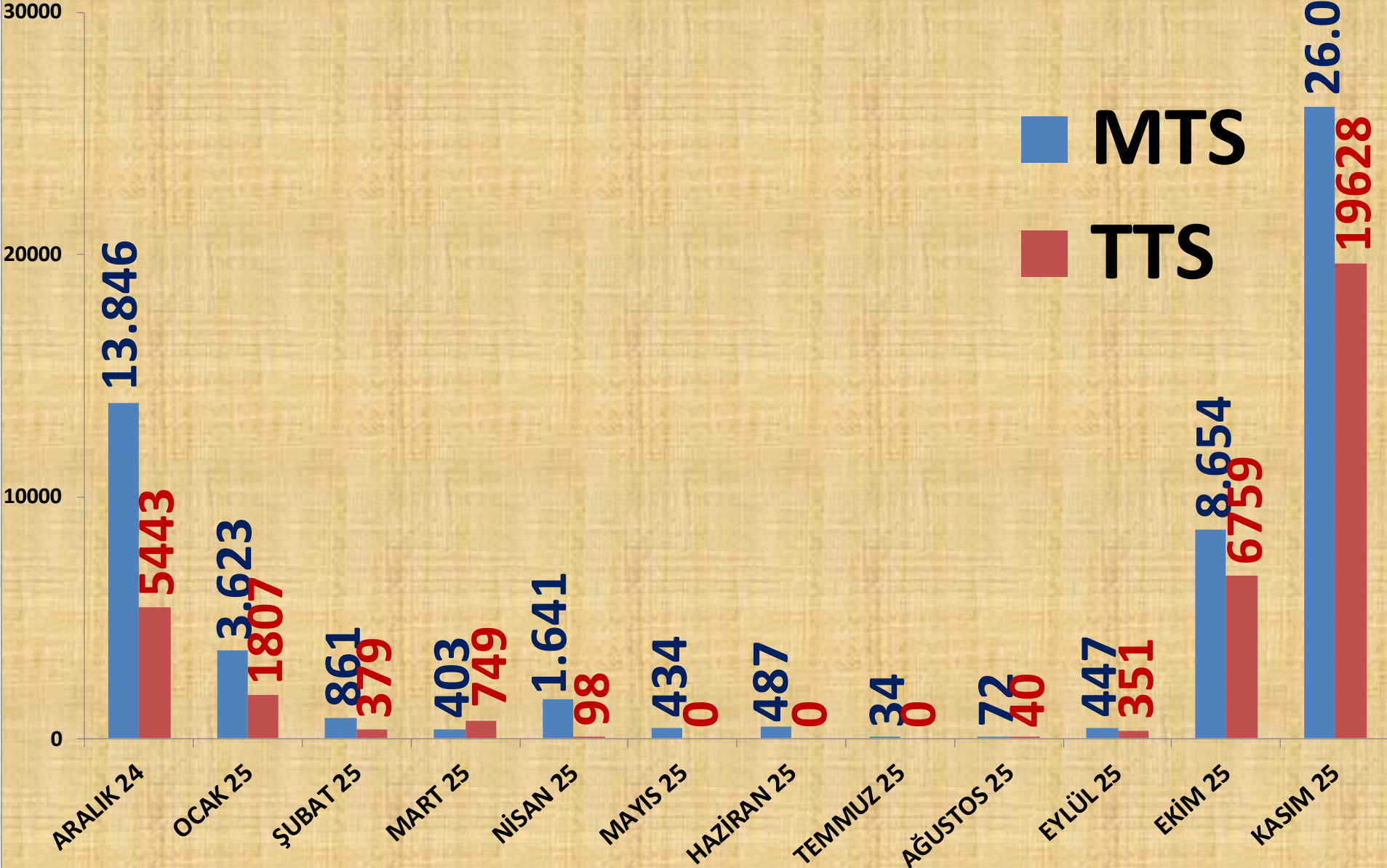
EN ÇOK FİYAT	2023 KASIM	2024 KASIM		2025 KASIM	
MTS	13,33 TL	-21%	10,50 TL	34%	14,07 TL
TTS	13,00 TL	-19%	10,50 TL	38%	14,50 TL

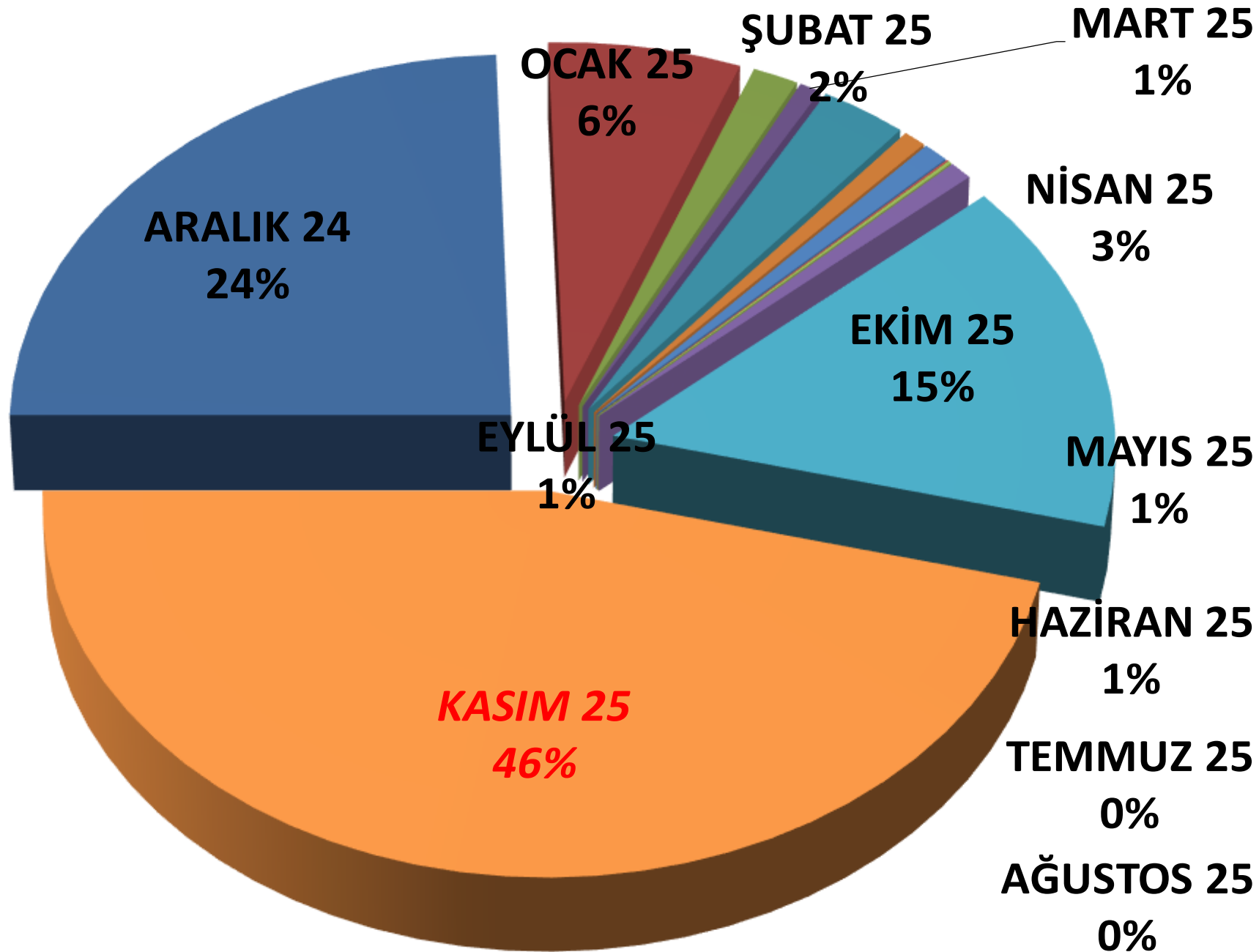
ORTALAMA FİYAT	2023 KASIM	2024 KASIM		2025 KASIM	
MTS	6,08 TL	51%	9,19 TL	28%	11,74 TL
TTS	6,68 TL	44%	9,60 TL	25%	12,00 TL

AYLIK MISIR DANE FİYAT TRENDİ (TL)



AYLIK MISIR DANE İŞLEM MİKTARI (TON)





AYLIK MISIR DANE MTS İŞLEM MİKTARI ORANLARI

MISIR ÇEREZLİK

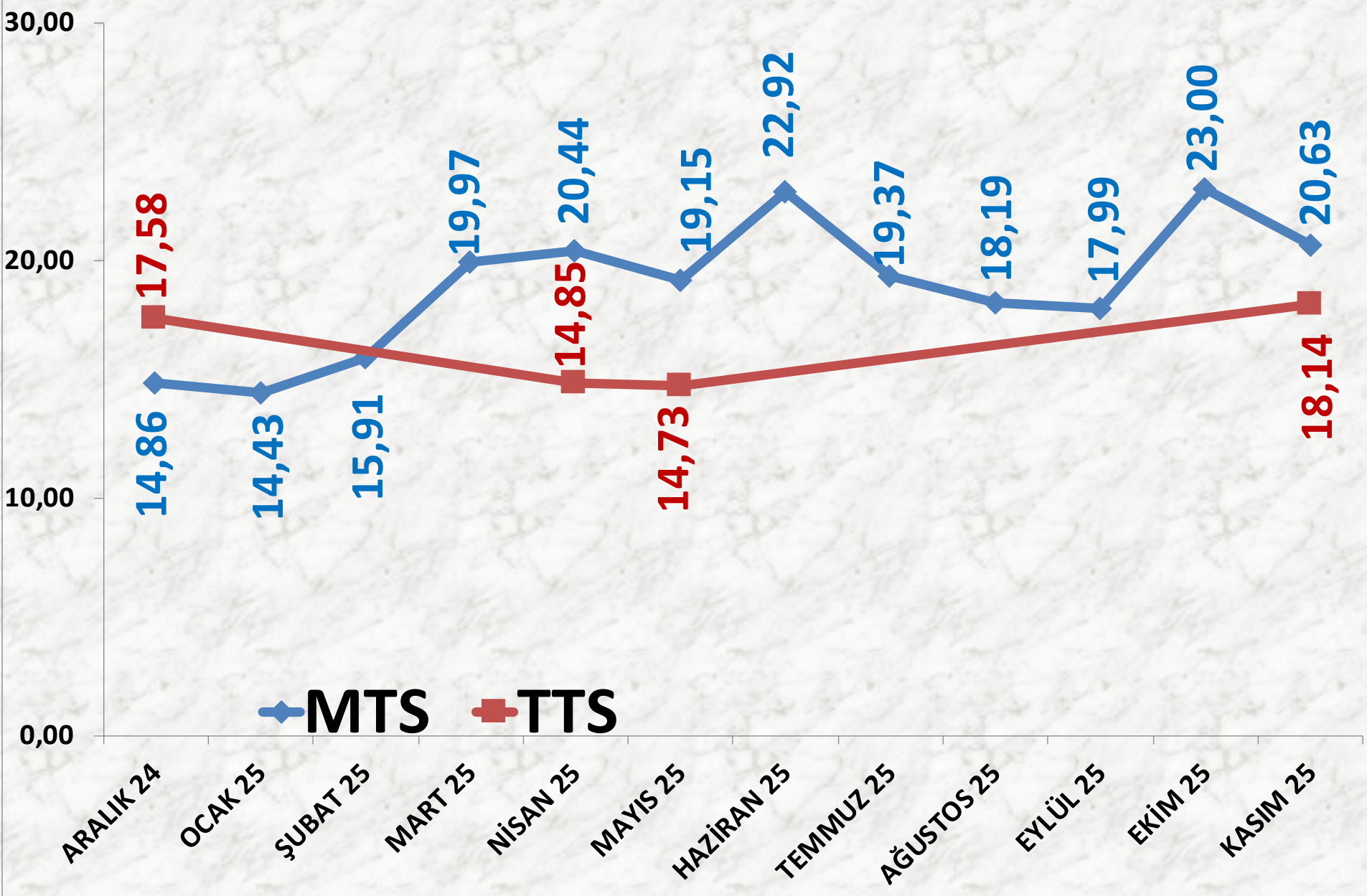
İŞLEM MİKTARI TON	2023 KASIM	2024 KASIM		2025 KASIM	
MTS	2.699 TON	-40%	1.618 TON	-60%	650 TON
TTS	2.240 TON	-46%	1.217 TON	-25%	917 TON

EN AZ FİYAT	2023 KASIM	2024 KASIM		2025 KASIM	
MTS	7,50 TL	63%	12,25 TL	44%	17,60 TL
TTS	9,30 TL	55%	14,38 TL	8%	15,60 TL

EN ÇOK FİYAT	2023 KASIM	2024 KASIM		2025 KASIM	
MTS	13,33 TL	103%	27,00 TL	7%	29,00 TL
TTS	13,00 TL	27%	16,50 TL	82%	30,00 TL

ORTALAMA FİYAT	2023 KASIM	2024 KASIM		2025 KASIM	
MTS	7,97 TL	75%	13,97 TL	48%	20,63 TL
TTS	10,04 TL	59%	16,00 TL	13%	18,14 TL

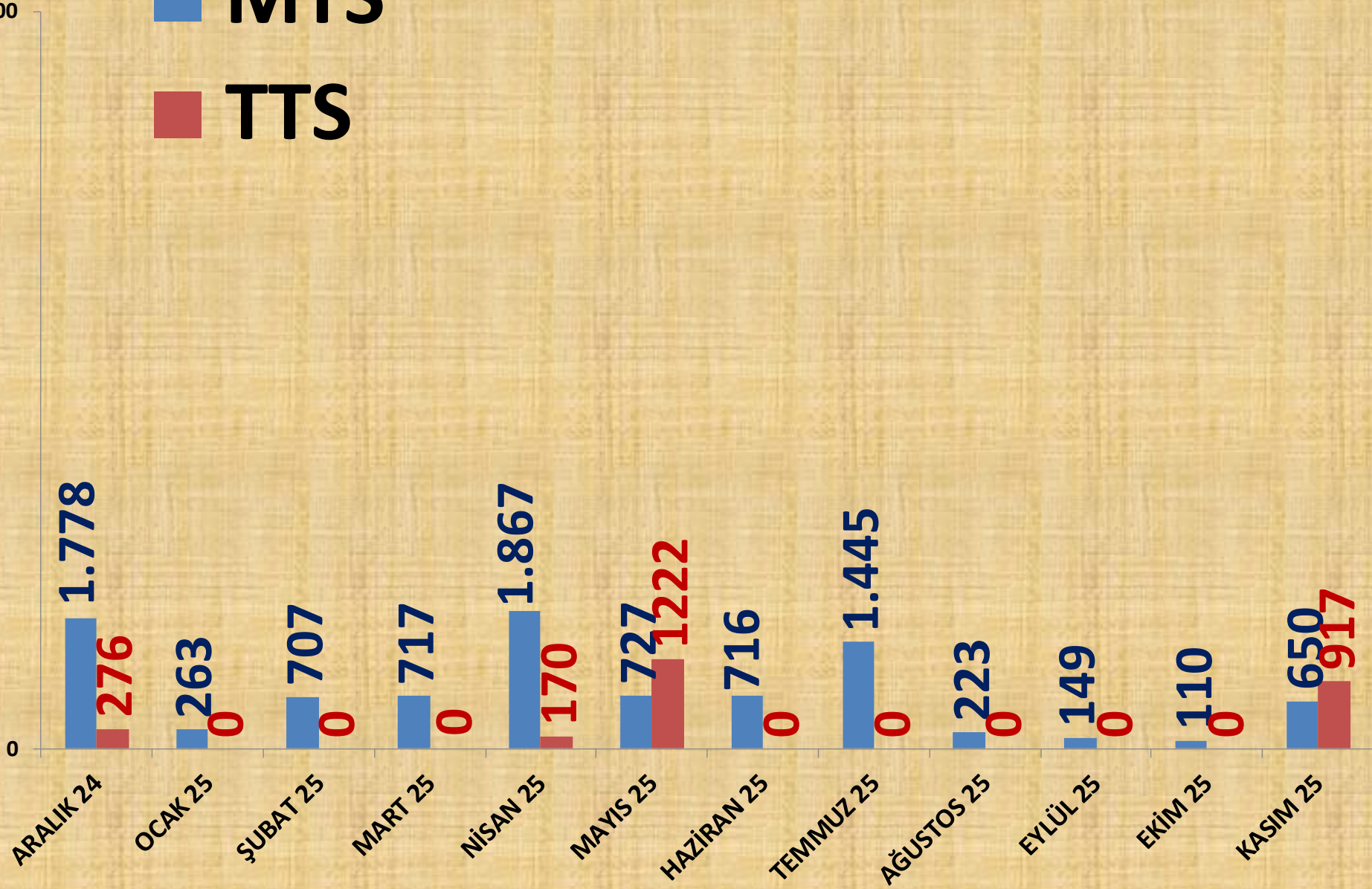
AYLIK MISIR ÇEREZLİK FİYAT TRENDİ (TL)

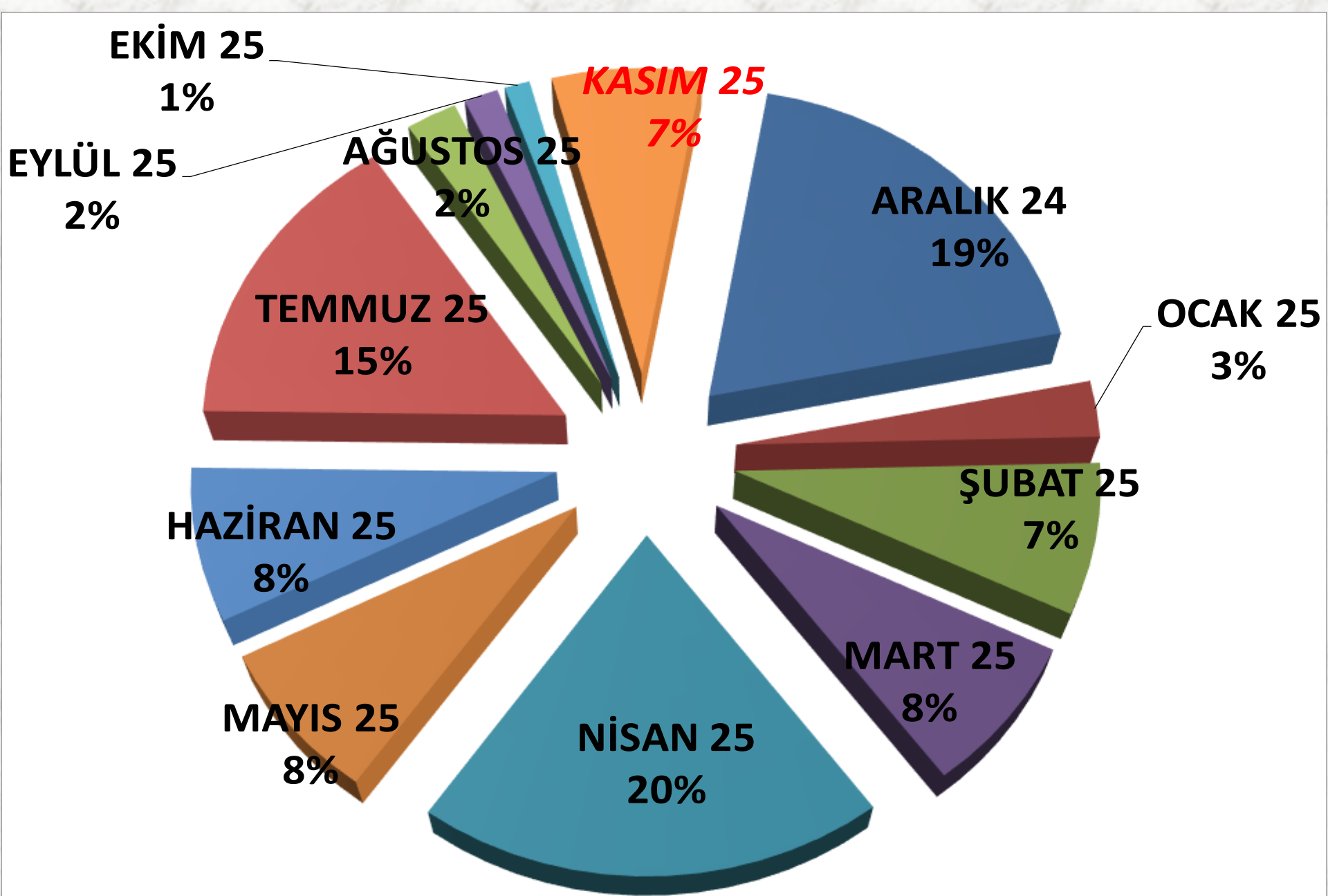


AYLIK MISIR ÇEREZLİK İŞLEM MİKTARI (TON)

■ MTS

■ TTS

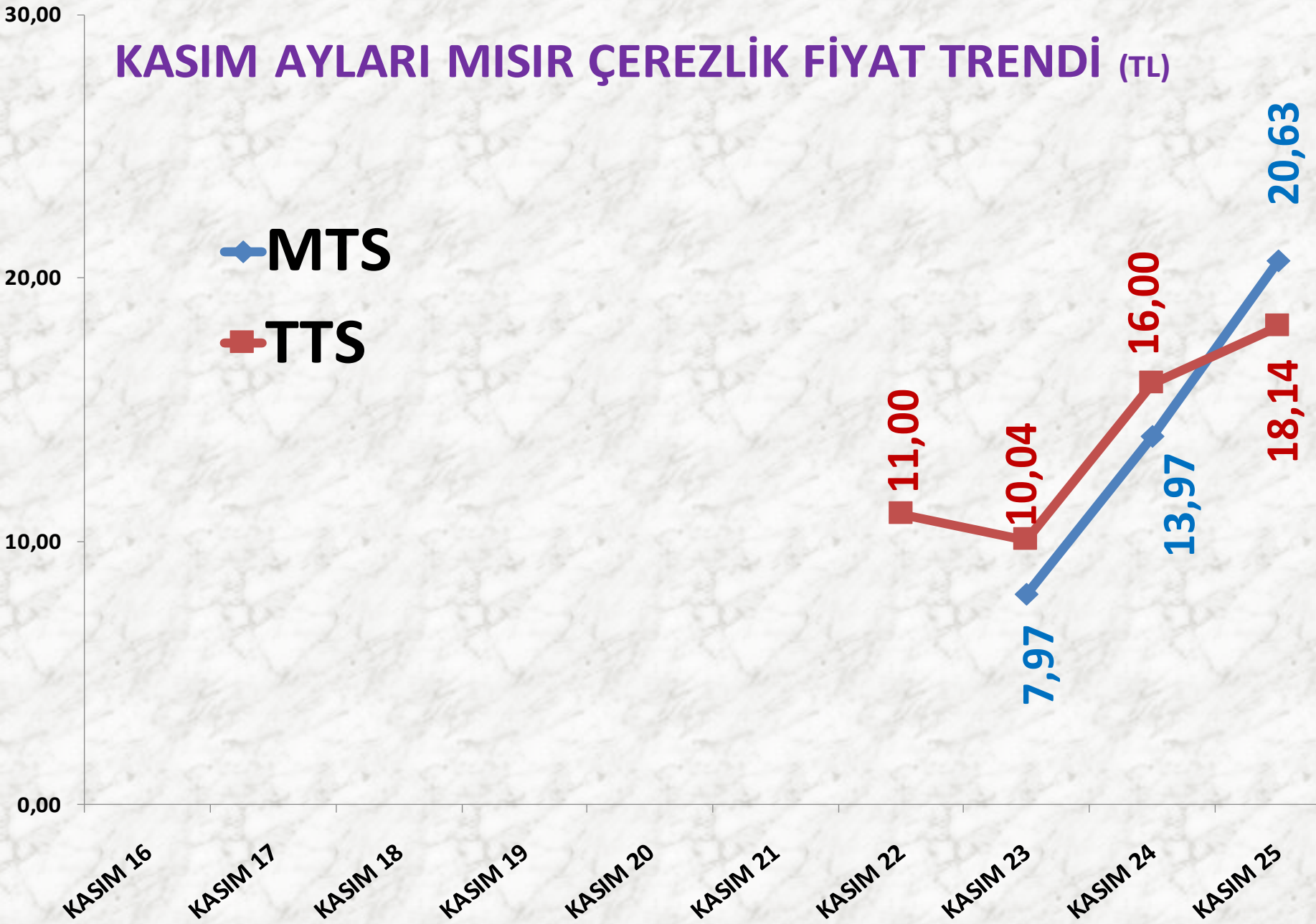




AYLIK MISIR ÇEREZLİK MTS İŞLEM MİKTARI ORANLARI

KASIM AYLARI MISIR ÇEREZLİK FİYAT TRENDİ (TL)

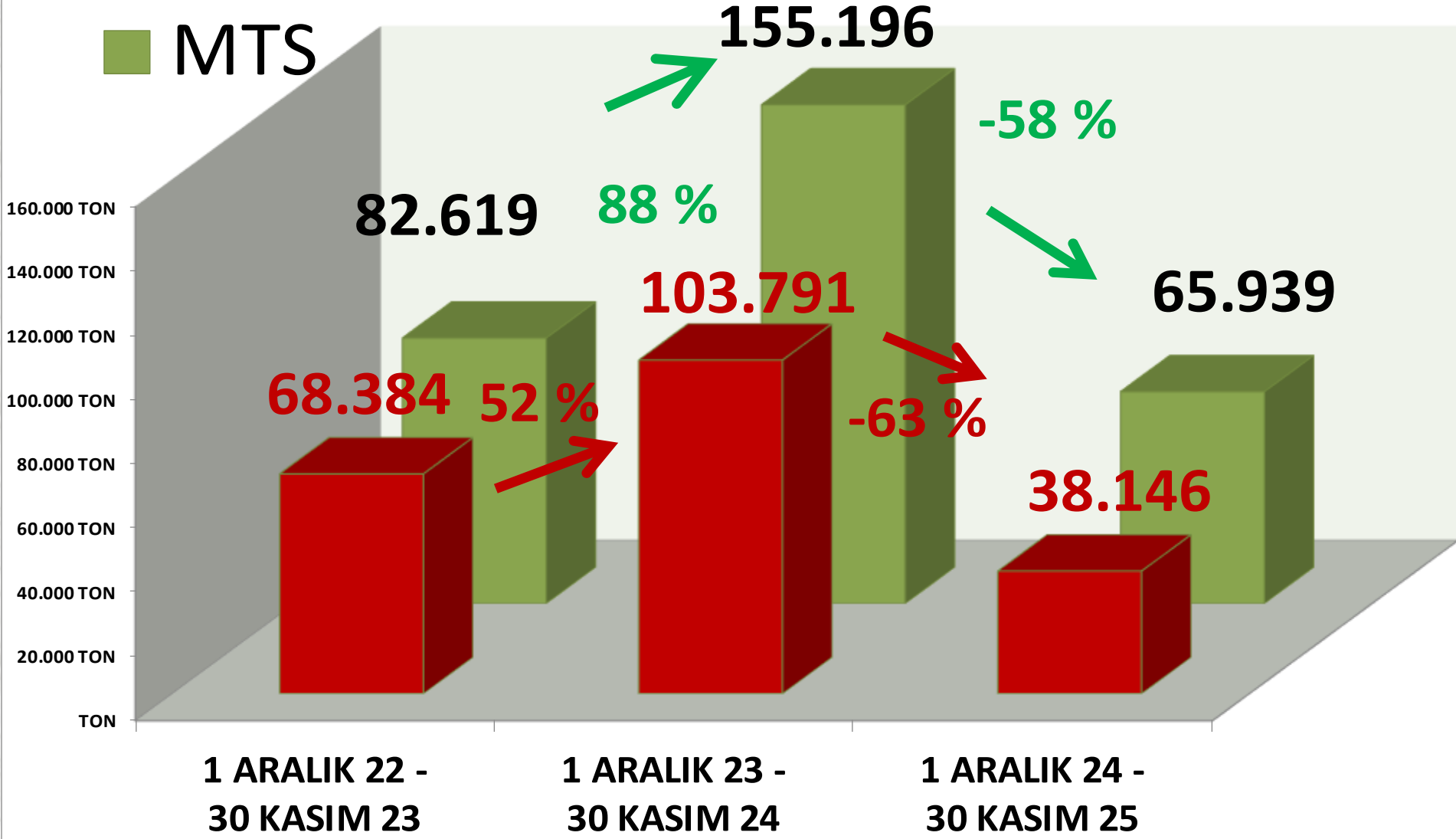
◆ MTS
■ TTS



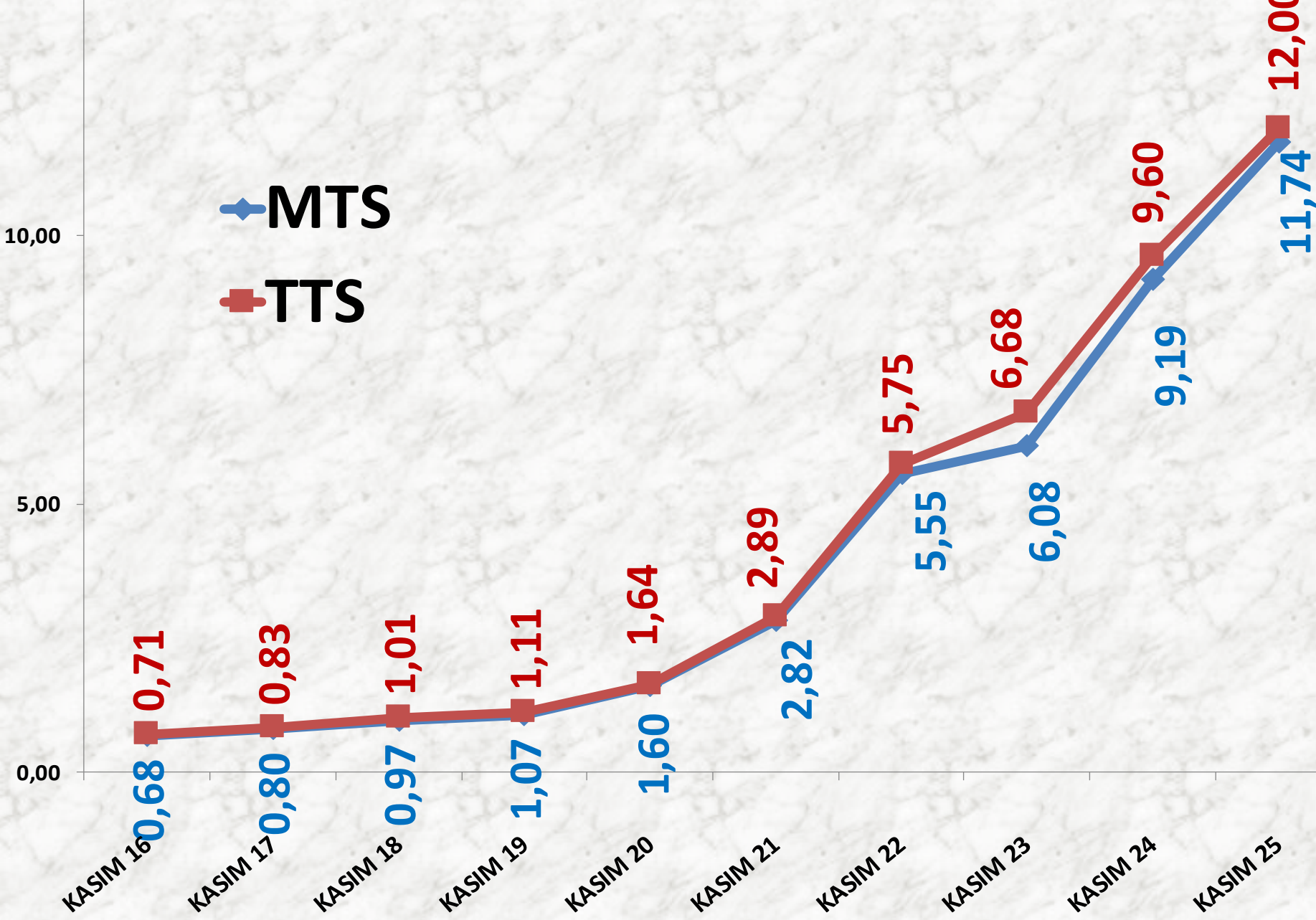
TTS

YILLIK MISIR DANE İŞLEM MİKTARI (TON)

MTS



KASIM AYLARI MISIR DANE FİYAT TRENDİ (TL)



NOHUT

İŞLEM MİKTARI TON	2023 KASIM	2024 KASIM		2025 KASIM	
MTS	797 TON	-61%	307 TON	14%	351 TON
TTS	96 TON	-	0	-	11 TON

EN AZ FİYAT	2023 KASIM	2024 KASIM		2025 KASIM	
MTS	25,00 TL	19%	29,83 TL	68%	50,00 TL
TTS	30,00 TL	-	-	-	17,50 TL

EN ÇOK FİYAT	2023 KASIM	2024 KASIM		2025 KASIM	
MTS	54,33 TL	29%	70,00 TL	43%	100,00 TL
TTS	40,00 TL	-	-	-	44,00 TL

ORTALAMA FİYAT	2023 KASIM	2024 KASIM		2025 KASIM	
MTS	38,93 TL	30%	50,54 TL	46%	73,82 TL
TTS	35,14 TL	-	-	-	22,36 TL

NOHUT DOĞAL

İŞLEM MİKTARI TON	2023 KASIM	2024 KASIM		2025 KASIM	
MTS	40 TON	138%	96 TON	-71%	28 TON
TTS	0	-	0	-	2 TON

EN AZ FİYAT	2023 KASIM	2024 KASIM		2025 KASIM	
MTS	25,00 TL	61%	40,28 TL	24%	50,00 TL
TTS	-	-	-	-	44,00 TL

EN ÇOK FİYAT	2023 KASIM	2024 KASIM		2025 KASIM	
MTS	28,50 TL	41%	40,28 TL	24%	50,00 TL
TTS	-	-	-	-	44,00 TL

ORTALAMA FİYAT	2023 KASIM	2024 KASIM		2025 KASIM	
MTS	27,57 TL	46%	40,28 TL	24%	50,00 TL
TTS	-	-	-	-	44,00 TL

NOHUT - ELENMİŐ

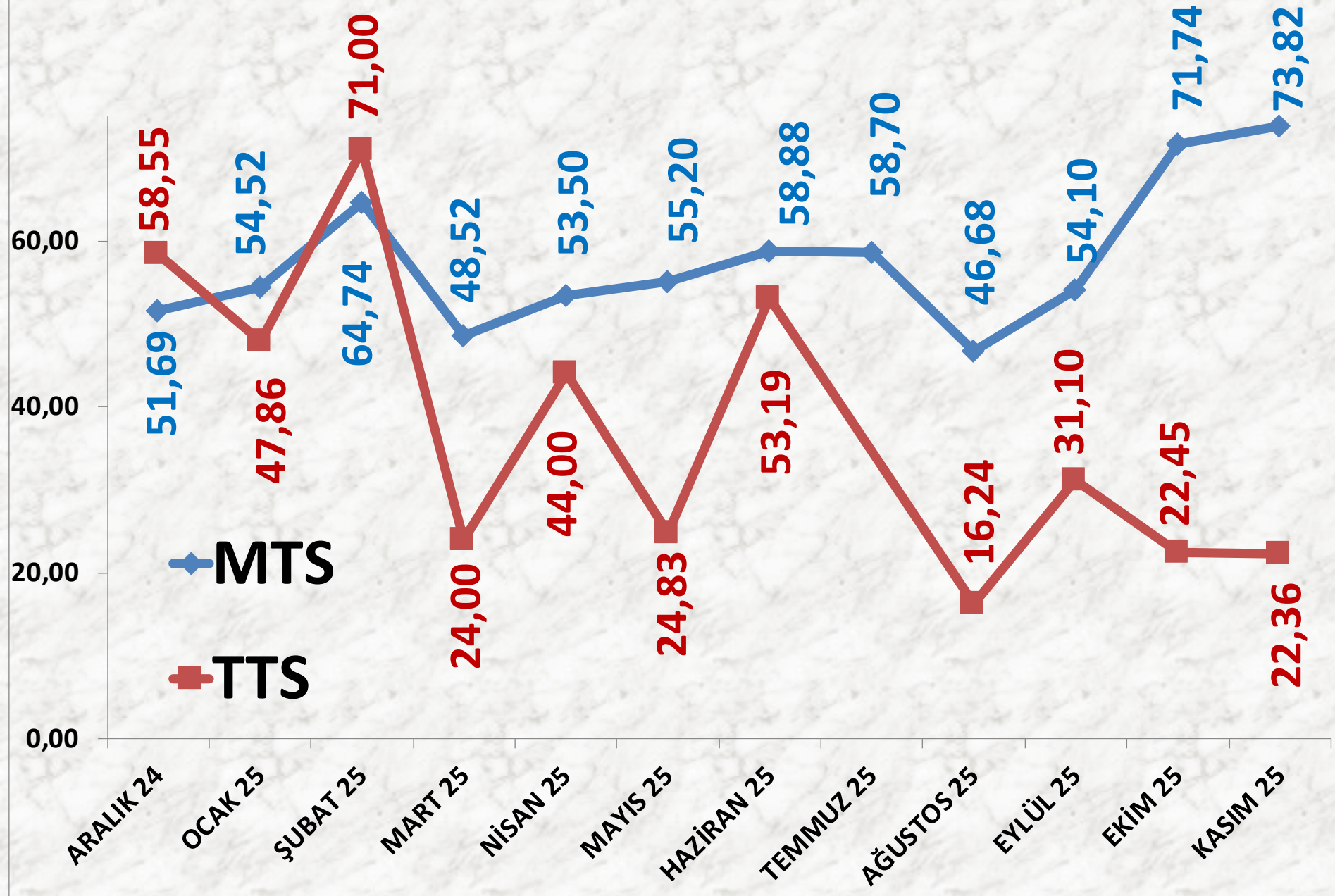
İŐLEM MİKTARI TON	2023 KASIM	2024 KASIM		2025 KASIM	
MTS	743 TON	-76%	176 TON	32%	232 TON
TTS	79 TON	-100%	0	-	0

EN AZ FİYAT	2023 KASIM	2024 KASIM		2025 KASIM	
MTS	31,81 TL	57%	50,00 TL	2%	51,00 TL
TTS	40,00 TL	-	-	-	-

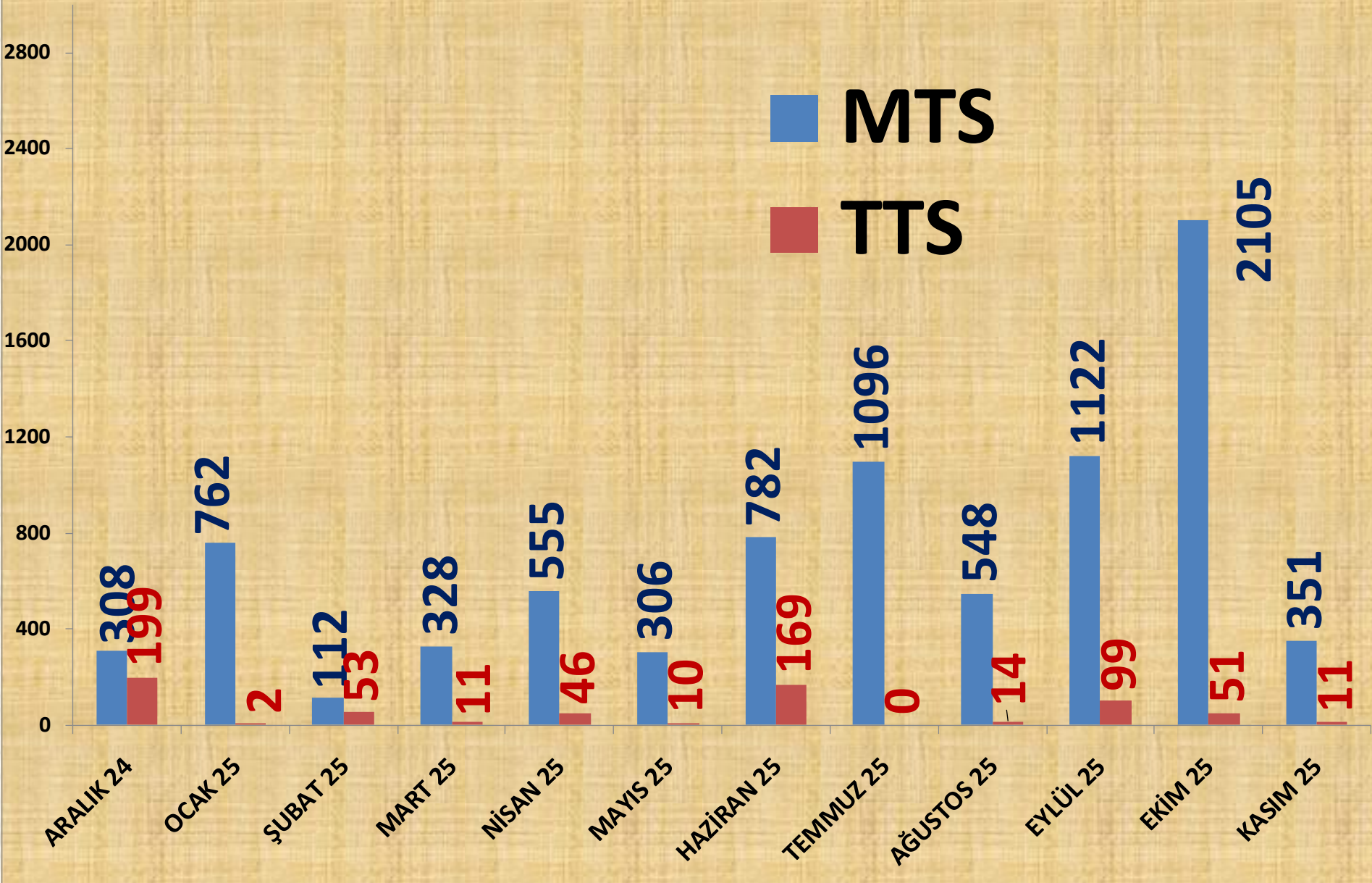
EN ÇOK FİYAT	2023 KASIM	2024 KASIM		2025 KASIM	
MTS	54,33 TL	29%	70,00 TL	43%	100,00 TL
TTS	40,00 TL	-	-	-	-

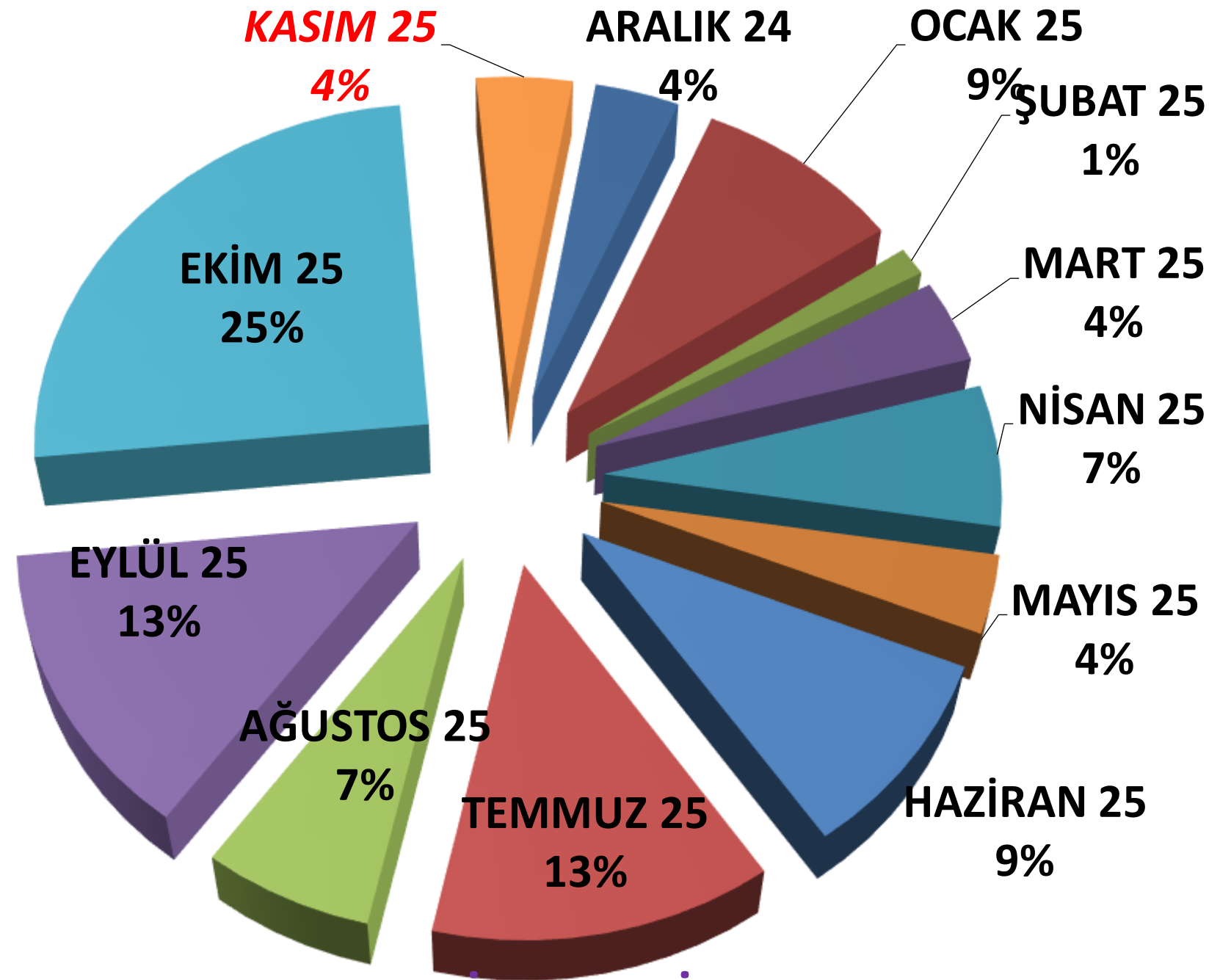
ORTALAMA FİYAT	2023 KASIM	2024 KASIM		2025 KASIM	
MTS	39,96 TL	51%	60,41 TL	26%	75,84 TL
TTS	40,00 TL	-	-	-	-

AYLIK NOHUT FİYAT TRENDİ (TL)



AYLIK NOHUT İŞLEM MİKTARI (TON)





AYLIK NOHUT MTS İŞLEM MİKTARI ORANLARI

■ TTS

YILLIK NOHUT İŞLEM MİKTARI (TON)

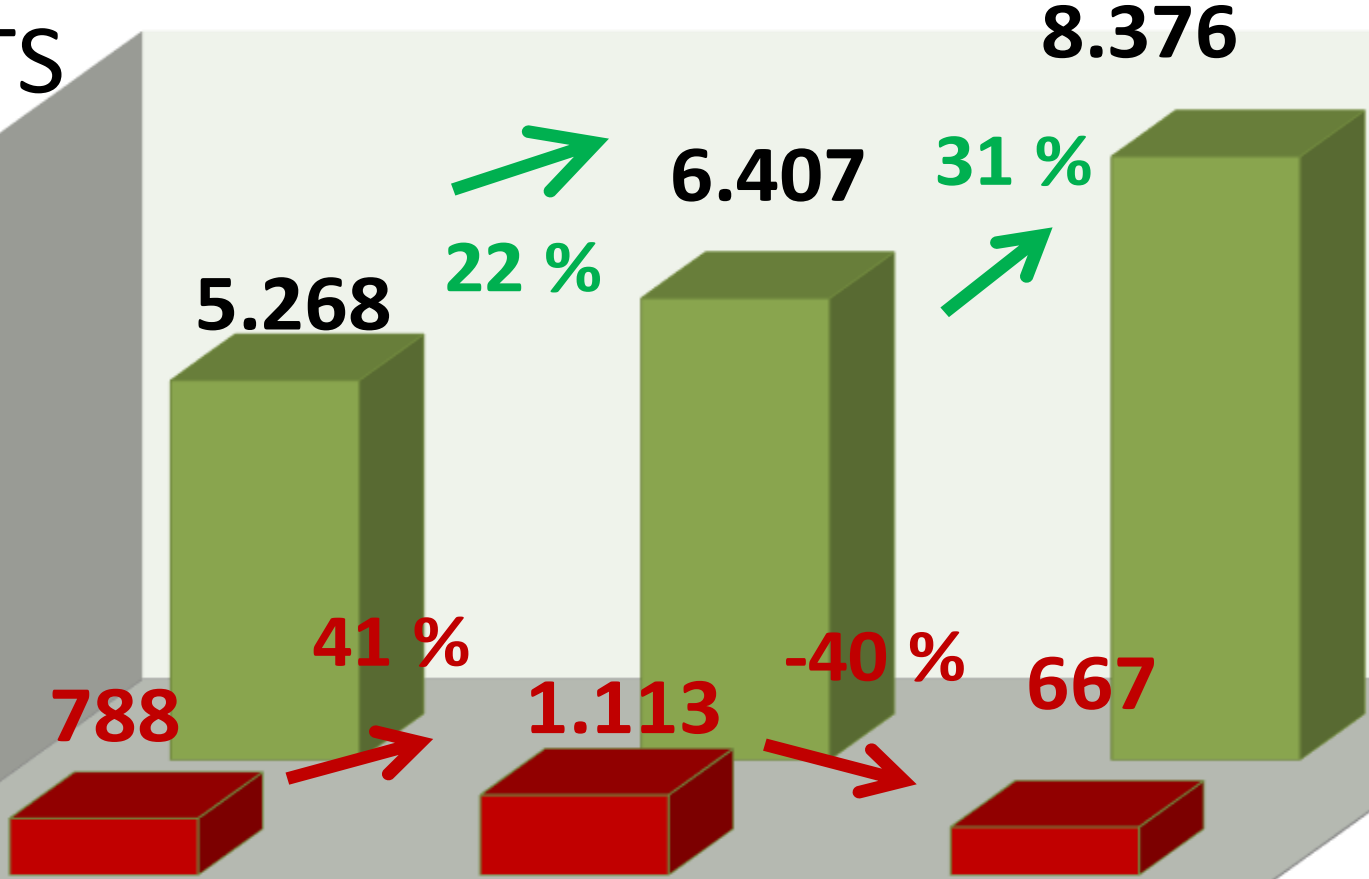
■ MTS

9.000 TON
8.000 TON
7.000 TON
6.000 TON
5.000 TON
4.000 TON
3.000 TON
2.000 TON
1.000 TON
TON

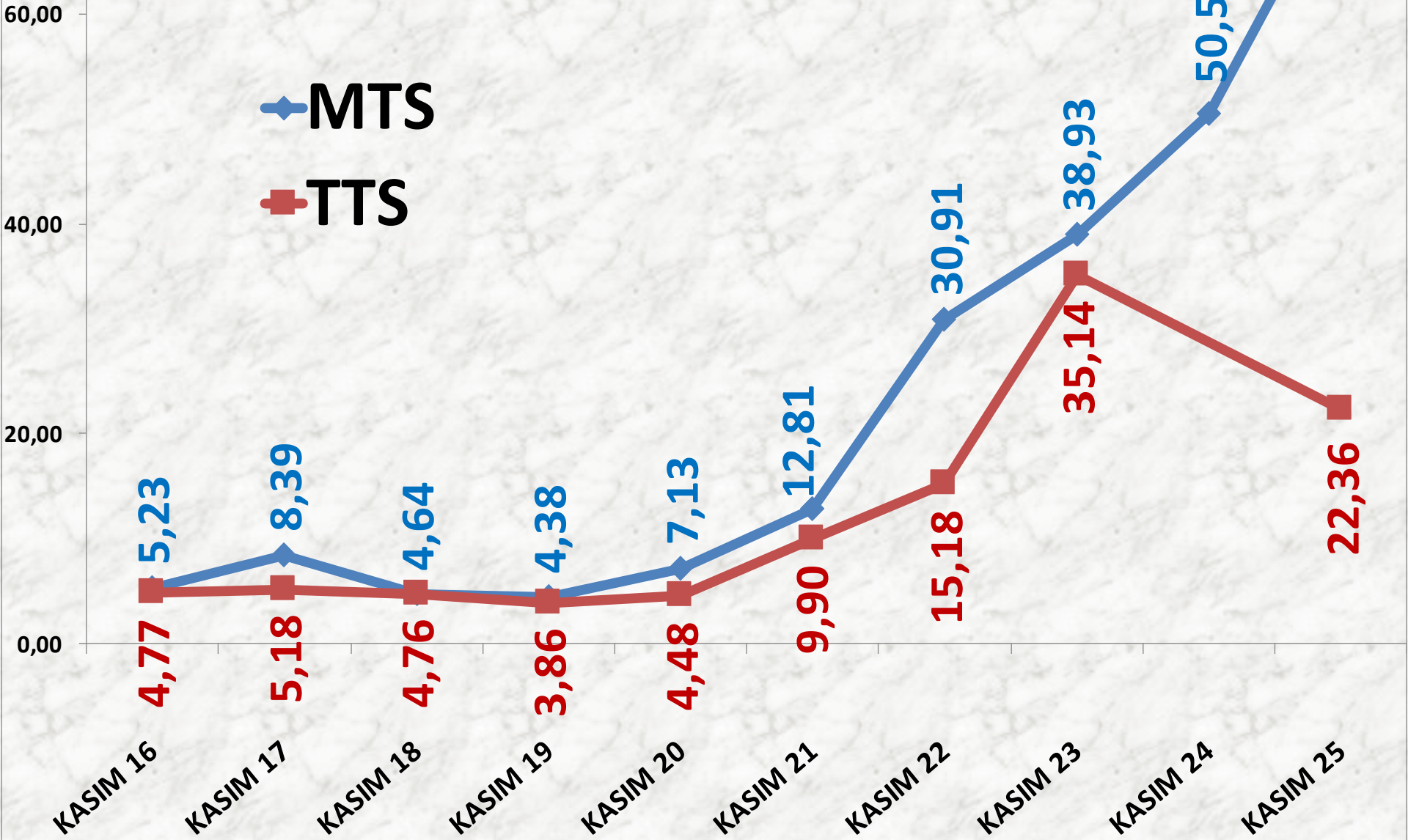
1 ARALIK 22 -
30 KASIM 23

1 ARALIK 23 -
30 KASIM 24

1 ARALIK 24 -
30 KASIM 25



KASIM AYLARI NOHUT FİYAT TRENDİ (TL)



BEYAZ LEBLEBİ

LEBLEBİ BEYAZ 8,50 mm

İŞLEM MİKTARI TON	2023 KASIM		2024 KASIM		2025 KASIM	
	TTS	0	-	2 TON	-100%	0

LEBLEBİ BEYAZ 9 mm

İŞLEM MİKTARI TON	2023 KASIM		2024 KASIM		2025 KASIM	
	TTS	72 TON	-32%	49 TON	-6%	46 TON

BEYAZ LEBLEBİ

LEBLEBİ BEYAZ 9 + 9,50 mm

İŞLEM MİKTARI TON	2023 KASIM	2024 KASIM		2025 KASIM	
TTS	50 TON	-78%	11 TON	394%	55 TON

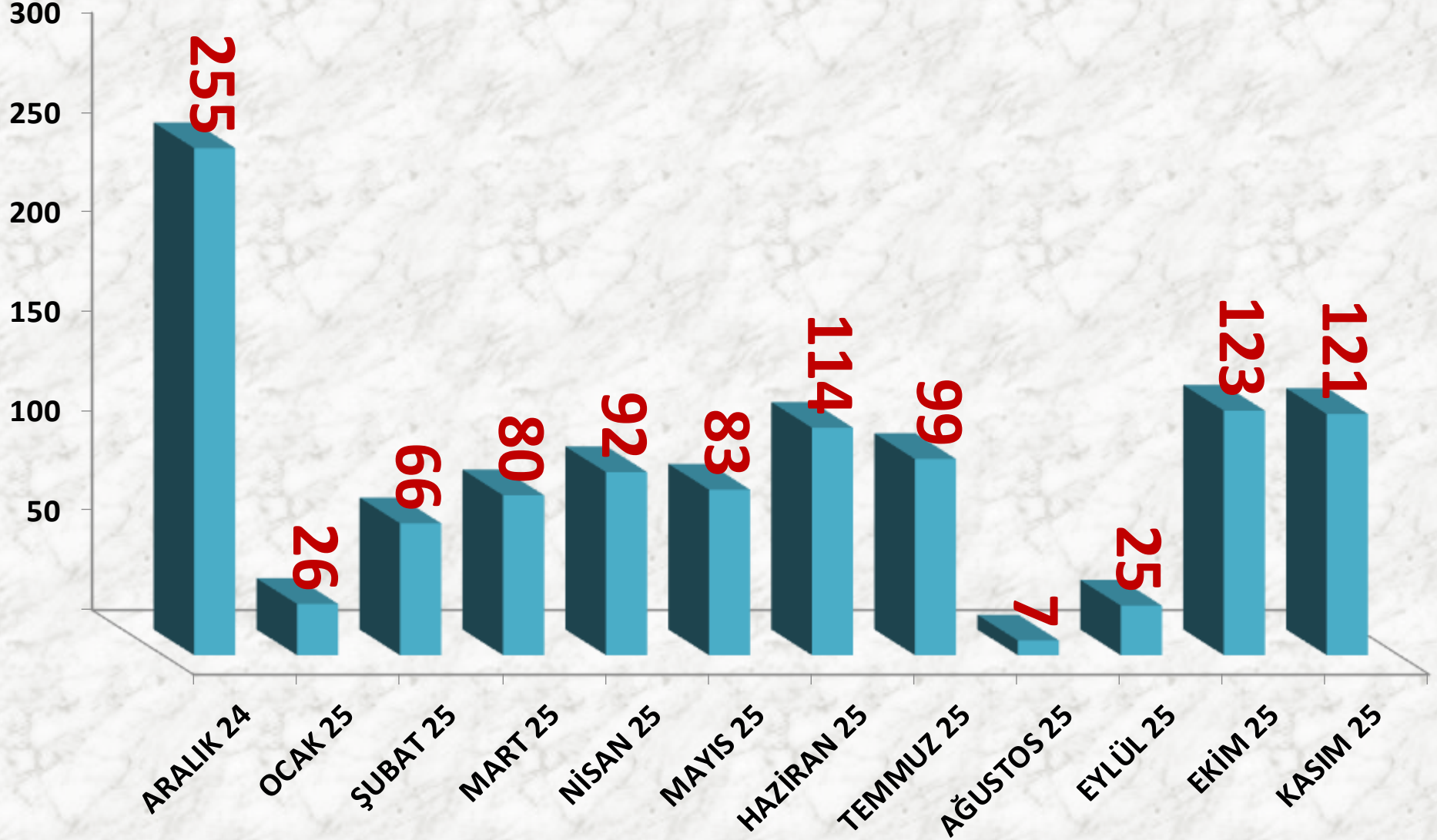
LEBLEBİ ELENTİ (Beyaz)

İŞLEM MİKTARI TON	2023 KASIM	2024 KASIM		2025 KASIM	
TTS	7 TON	-	0	-	20 TON

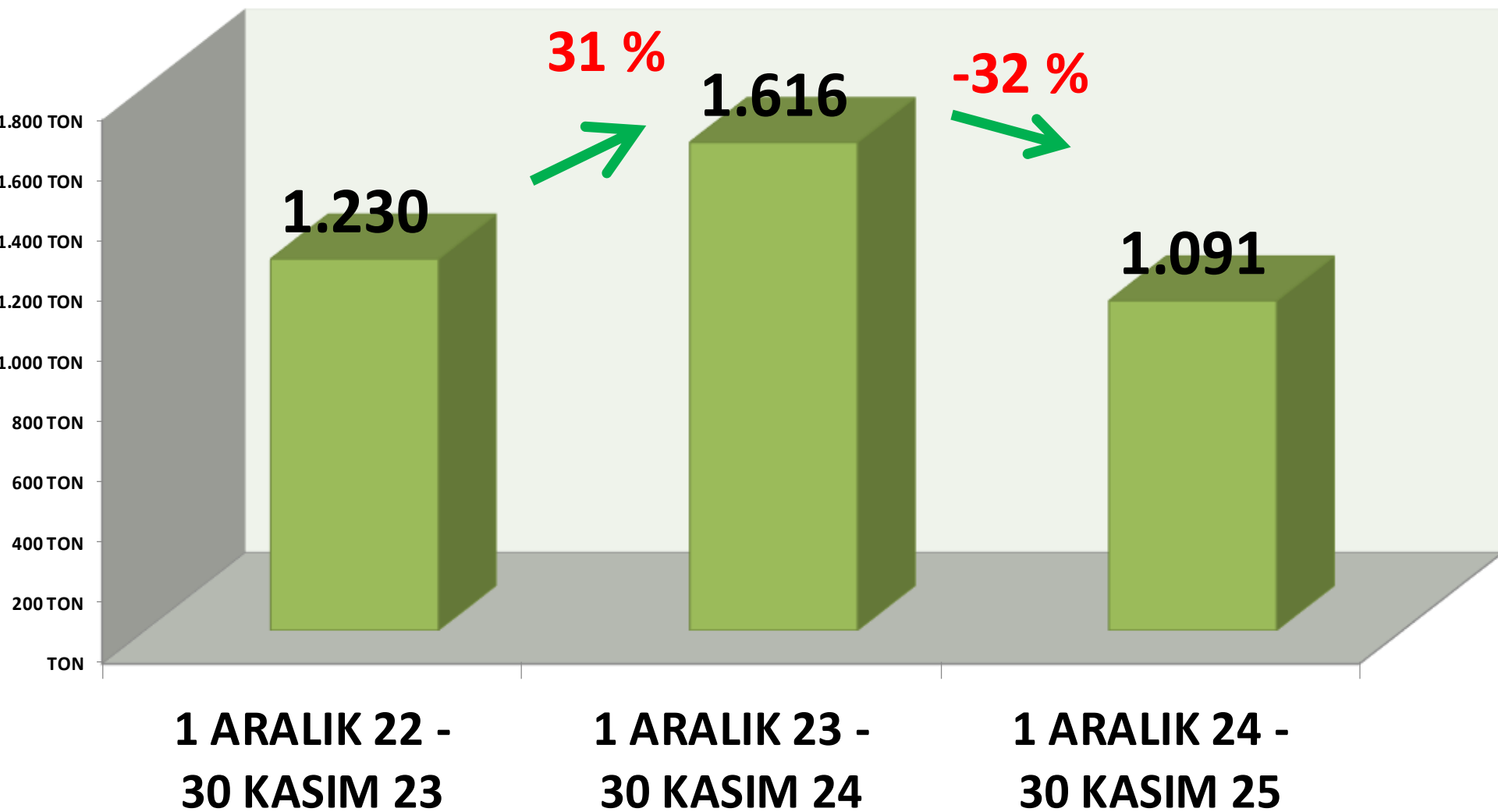
LEBLEBİ BEYAZ TOPLAM

İŞLEM MİKTARI TON	2023 KASIM	2024 KASIM		2025 KASIM	
TTS	<u>129 TON</u>	-52%	<u>62 TON</u>	96%	<u>121 TON</u>

Leblebi Beyaz İşlem Miktarı (Ton)



YILLIK TOPLAM BEYAZ LEBLEBİ İŞLEM MİKTARI (TON)



LEBLEBİ BEYAZ 8,50 mm FİYATLARI

FİYAT	2023 KASIM	2024 KASIM		2025 KASIM	
EN AZ	-	-	60,00 TL	-	-
EN ÇOK	-	-	65,00 TL	-	-
ORTALAMA	-	-	62,63 TL	-	-

LEBLEBİ BEYAZ 9 mm FİYATLARI

FİYAT	2023 KASIM	2024 KASIM		2025 KASIM	
EN AZ	74,25 TL	27%	94,05 TL	28%	120,79 TL
EN ÇOK	95,00 TL	16%	110,00 TL	41%	155,00 TL
ORTALAMA	80,29 TL	30%	104,52 TL	33%	138,57 TL

LEBLEBİ BEYAZ 9 + 9,50 mm FİYATLARI

FİYAT	2023 KASIM	2024 KASIM		2025 KASIM	
EN AZ	69,00 TL	13%	78,00 TL	28%	100,00 TL
EN ÇOK	70,00 TL	21%	85,00 TL	41%	120,00 TL
ORTALAMA	69,99 TL	12%	78,36 TL	43%	112,16 TL

LEBLEBİ ELENTİ (Beyaz) Fiyatları

ORTALAMA FİYAT	2023 KASIM	2024 KASIM		2025 KASIM	
	13,47 TL	-	-	-	17,57 TL

SARI LEBLEBİ

LEBLEBİ SARI 9 mm

İŞLEM MİKT. TON	2023 KASIM	2024 KASIM		2025 KASIM	
TTS	8 TON	500%	45 TON	-100%	0

LEBLEBİ SARI 9,50 mm

İŞLEM MİKT. TON	2023 KASIM	2024 KASIM		2025 KASIM	
TTS	119 TON	-77%	28 TON	85%	52 TON

LEBLEBİ SARI 9,75 mm

İŞLEM MİKT. TON	2023 KASIM	2024 KASIM		2025 KASIM	
TTS	166 TON	-46%	89 TON	-46%	48 TON

LEBLEBİ SARI 10 mm

İŞLEM MİKT. TON	2023 KASIM	2024 KASIM		2025 KASIM	
TTS	294 TON	-83%	49 TON	149%	122 TON

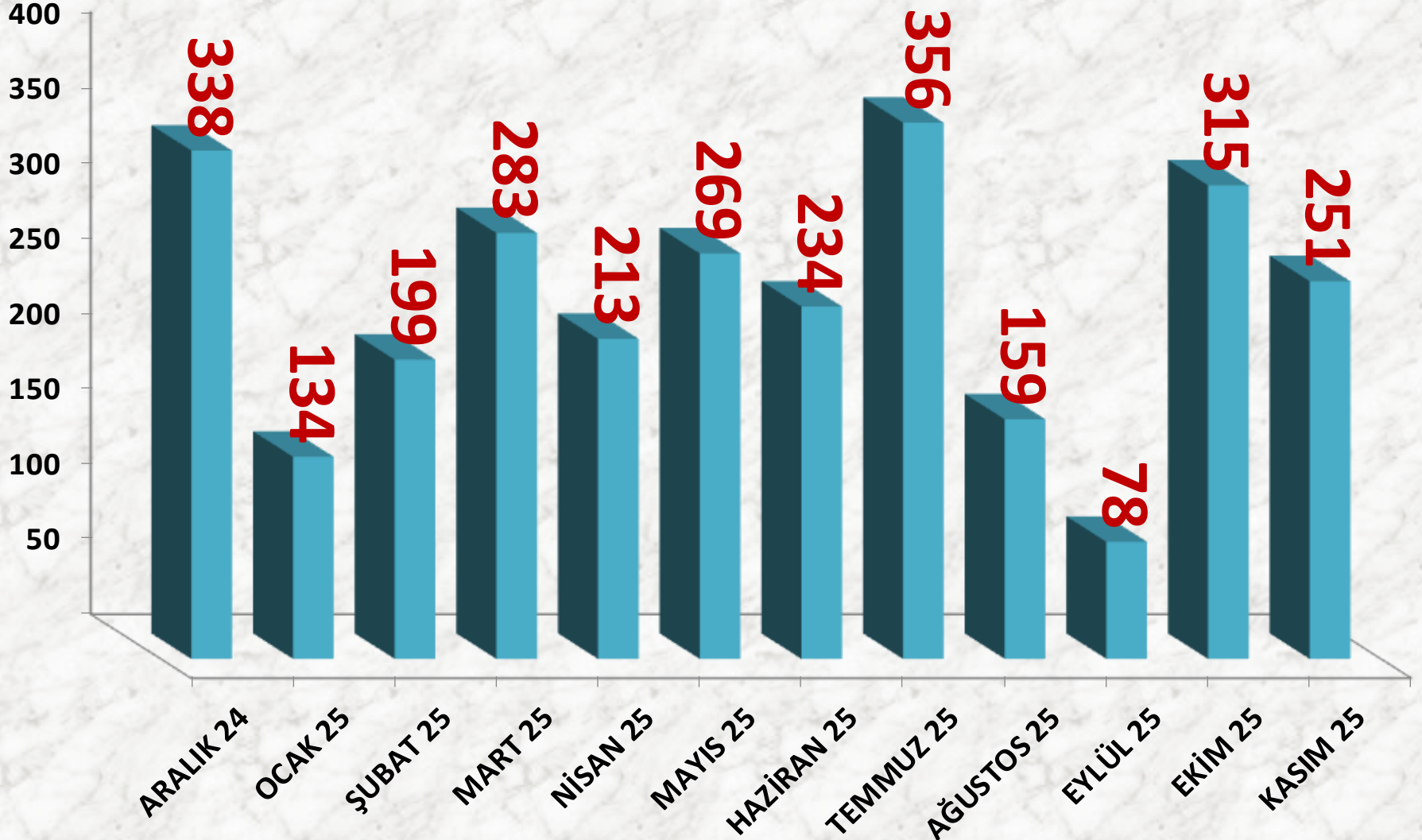
LEBLEBİ KALBURALTI (SARI)

İŞLEM MİKT. TON	2023 KASIM	2024 KASIM		2025 KASIM	
TTS	3 TON	-100%	0	-	30 TON

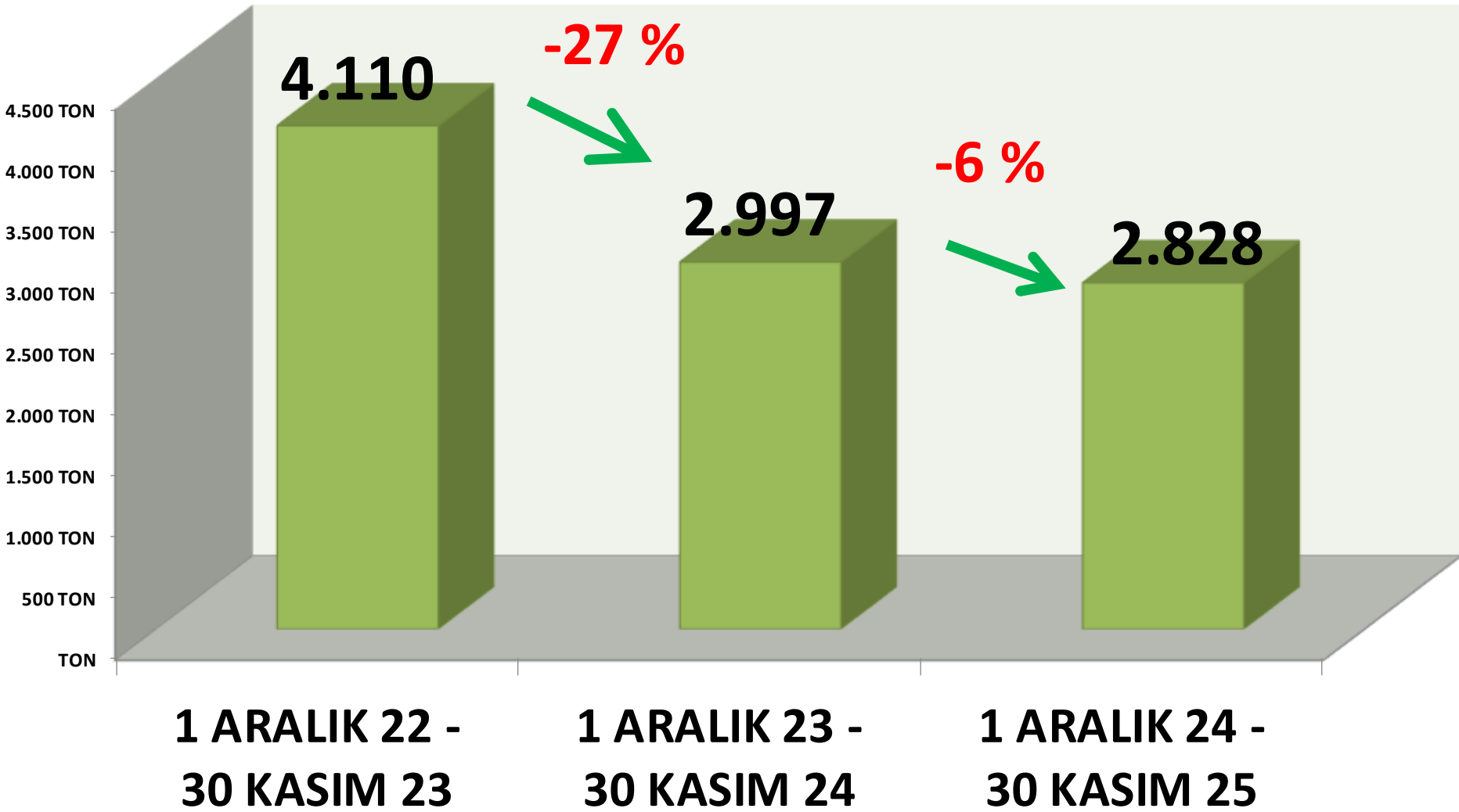
LEBLEBİ SARI TOPLAM

İŞLEM MİKT. TON	2023 KASIM	2024 KASIM		2025 KASIM	
TTS	<u>589 TON</u>	-64%	<u>211 TON</u>	19%	<u>251 TON</u>

Leblebi Sarı İşlem Miktarı (Ton)



YILLIK TOPLAM SARI LEBLEBİ İŞLEM MİKTARI (TON)



LEBLEBİ SARI 9 mm FİYATLARI

	2023 KASIM	2024 KASIM		2025 KASIM	
EN AZ	45,00 TL	24%	56,00 TL	-	-
EN ÇOK	48,00 TL	46%	70,00 TL	-	-
ORTALAMA	45,40 TL	49%	67,59 TL	-	-

LEBLEBİ SARI 9,50 mm FİYATLARI

	2023 KASIM	2024 KASIM		2025 KASIM	
EN AZ	54,00 TL	31%	71,00 TL	20%	85,00 TL
EN ÇOK	60,00 TL	32%	79,00 TL	23%	97,00 TL
ORTALAMA	58,27 TL	31%	76,16 TL	26%	95,91 TL

LEBLEBİ SARI 9,75 mm FİYATLARI

	2023 KASIM	2024 KASIM		2025 KASIM	
EN AZ	61,00 TL	33%	81,00 TL	30%	105,00 TL
EN ÇOK	65,00 TL	38%	90,00 TL	33%	120,00 TL
ORTALAMA	64,04 TL	33%	85,42 TL	35%	115,17 TL

LEBLEBİ SARI 10 mm FİYATLARI

	2023 KASIM	2024 KASIM		2025 KASIM	
EN AZ	66,00 TL	39%	91,50 TL	39%	127,64 TL
EN ÇOK	95,00 TL	16%	110,00 TL	81%	199,00 TL
ORTALAMA	72,34 TL	27%	92,03 TL	74%	159,71 TL

LEBLEBİ KALBURALTI (SARI) FİYATLARI

	2023 KASIM	2024 KASIM		2025 KASIM	
ORTALAMA FİYAT	40,00 TL	-	-	-	22,90 TL

YILLIK YURTIÇI TOPLAM LEBLEBİ İŞLEM MİKTARI

MİKTAR	1 ARALIK 22 - 30 KASIM 23	1 ARALIK 23 - 30 KASIM 24		1 ARALIK 24 - 30 KASIM 25	
SARI	4.110 TON	-27%	2.997 TON	-6%	2.828 TON
BEYAZ	1.230 TON	31%	1.616 TON	-32%	1.091 TON
KAPL.+KIRIK	1.953 TON	-12%	1.718 TON	-6%	1.623 TON
LEBLEBİ TOPLAM	7.292 TON	-13%	6.331 TON	-12%	5.542 TON

YILLIK TOPLAM TTS LEBLEBİ TESCİLİ



KAPL. + KIRIK

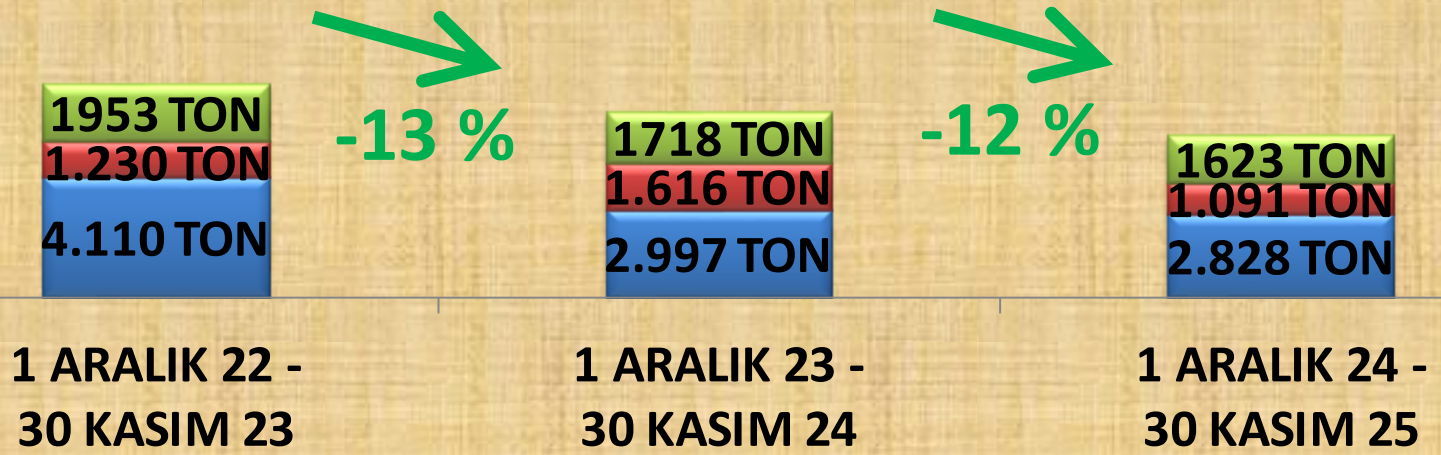


BEYAZ



SARI

40.000 TON
35.000 TON
30.000 TON
25.000 TON
20.000 TON
15.000 TON
10.000 TON
5.000 TON
TON



LEBLEBİ İHRACAT MİKTARLARI

2023 KASIM

SARI LEBLEBİ	14.160 kg.
BEYAZ LEBLEBİ	11.800 kg.
KAPLAMALI LEBLEBİ	1.800 kg.
KIRIK LEBLEBİ	-
LEBLEBİ UNU	4.000 kg.
LEBLEBİ KALBURALTI	-
TOPLAM	31.760 kg.

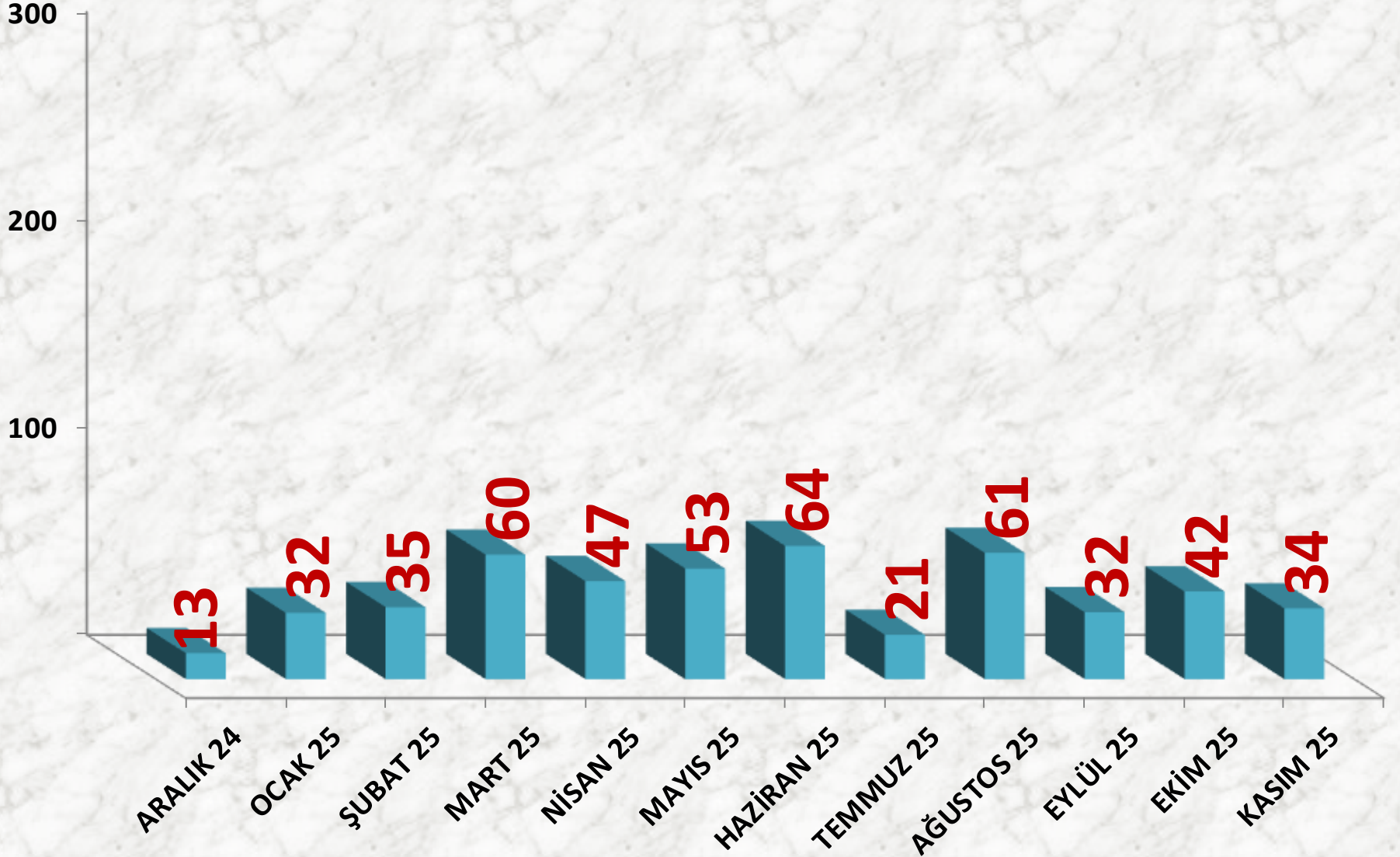
2024 KASIM

SARI LEBLEBİ	31.776 kg.
BEYAZ LEBLEBİ	31.049 kg.
KAPLAMALI LEBLEBİ	1.144 kg.
KIRIK LEBLEBİ	-
LEBLEBİ UNU	-
LEBLEBİ KALBURALTI	-
TOPLAM	63.969 kg.

2025 KASIM

SARI LEBLEBİ	11.456 kg.
BEYAZ LEBLEBİ	19.528 kg.
KAPLAMALI LEBLEBİ	1.292 kg.
KIRIK LEBLEBİ	-
LEBLEBİ UNU	1.760 kg.
LEBLEBİ KALBURALTI	-
TOPLAM	34.036 kg.

Leblebi İhracat (Ton)



KASIM 25

OCAK 25

7%

ARALIK 24

3%

6%

EKİM 25

9%

ŞUBAT 25

7%

EYLÜL 25

6%

AĞUSTOS 25

12%

MART 25

12%

TEMMUZ 25

4%

NİSAN 25

10%

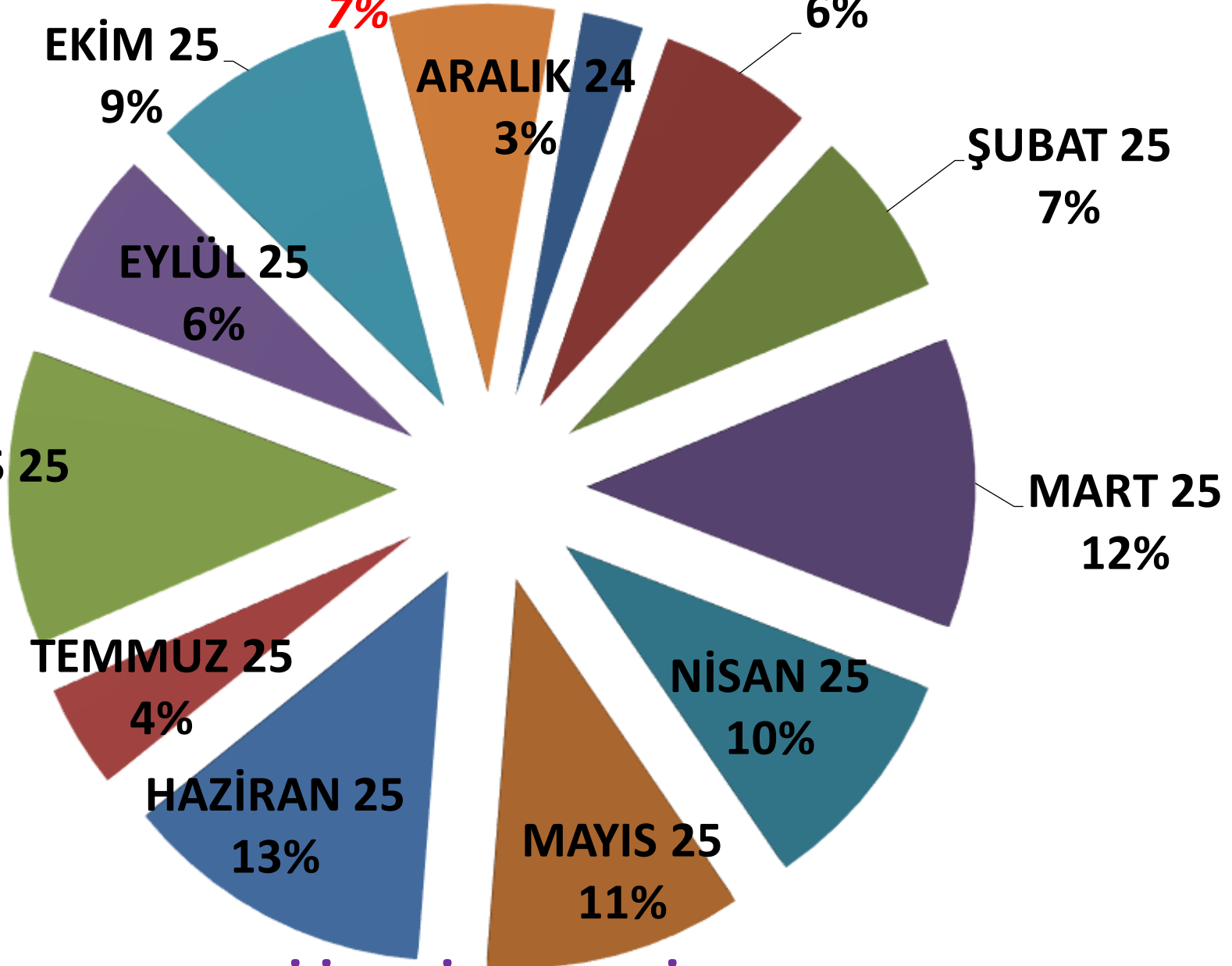
HAZİRAN 25

13%

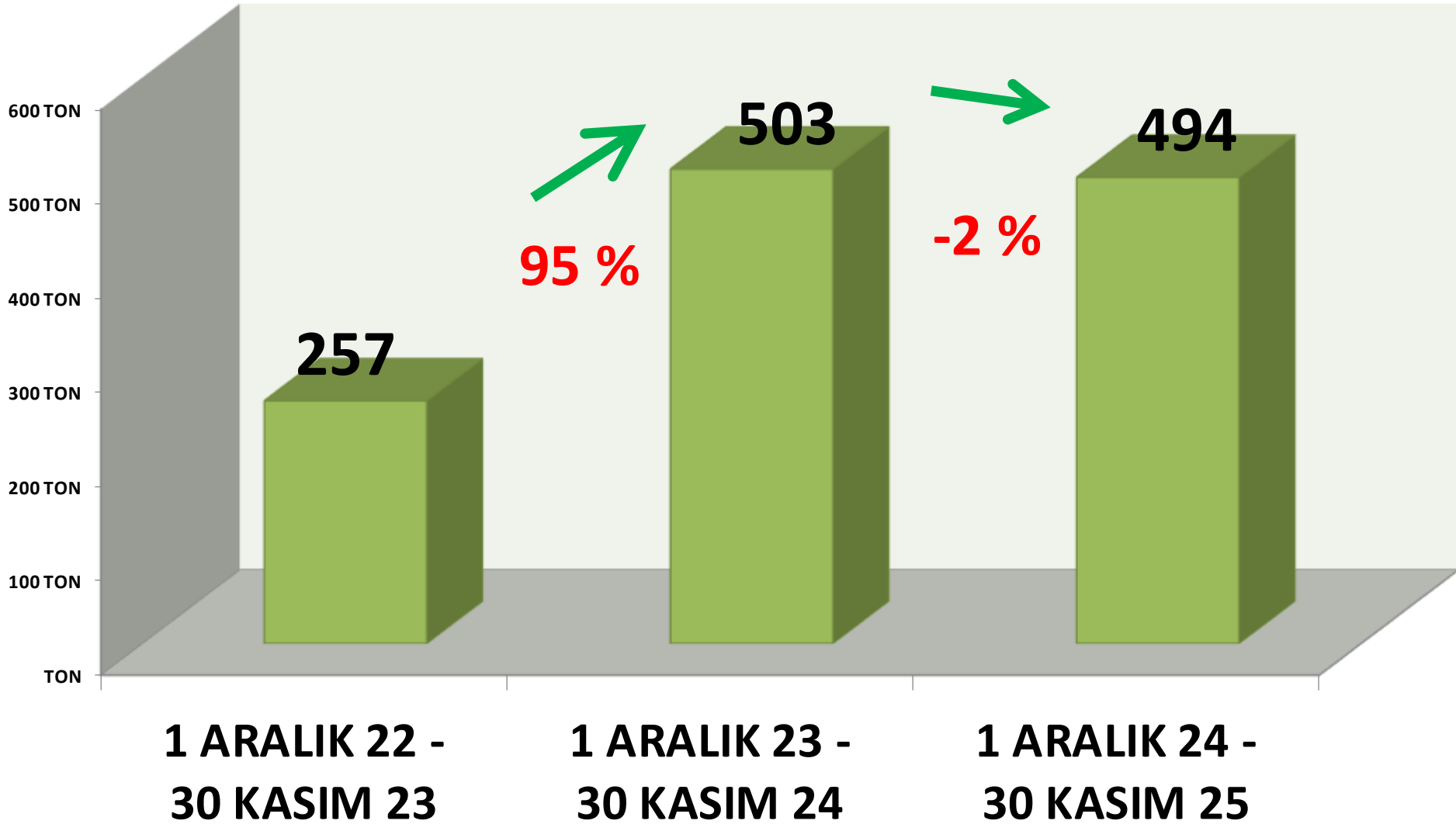
MAYIS 25

11%

AYLIK LEBLEBİ İHR. İŞLEM MİKTARI ORANLARI



YILLIK TOPLAM LEBLEBİ İHRACAT MİKTARI (TON)



AYÇEKİRDEĞİ

İŞLEM MİKTARI TON	2023 KASIM	2024 KASIM		2025 KASIM	
MTS	2.680 TON	149%	6.668 TON	-44%	3.751 TON
TTS	3.816 TON	-16%	3.199 TON	-3%	3.110 TON

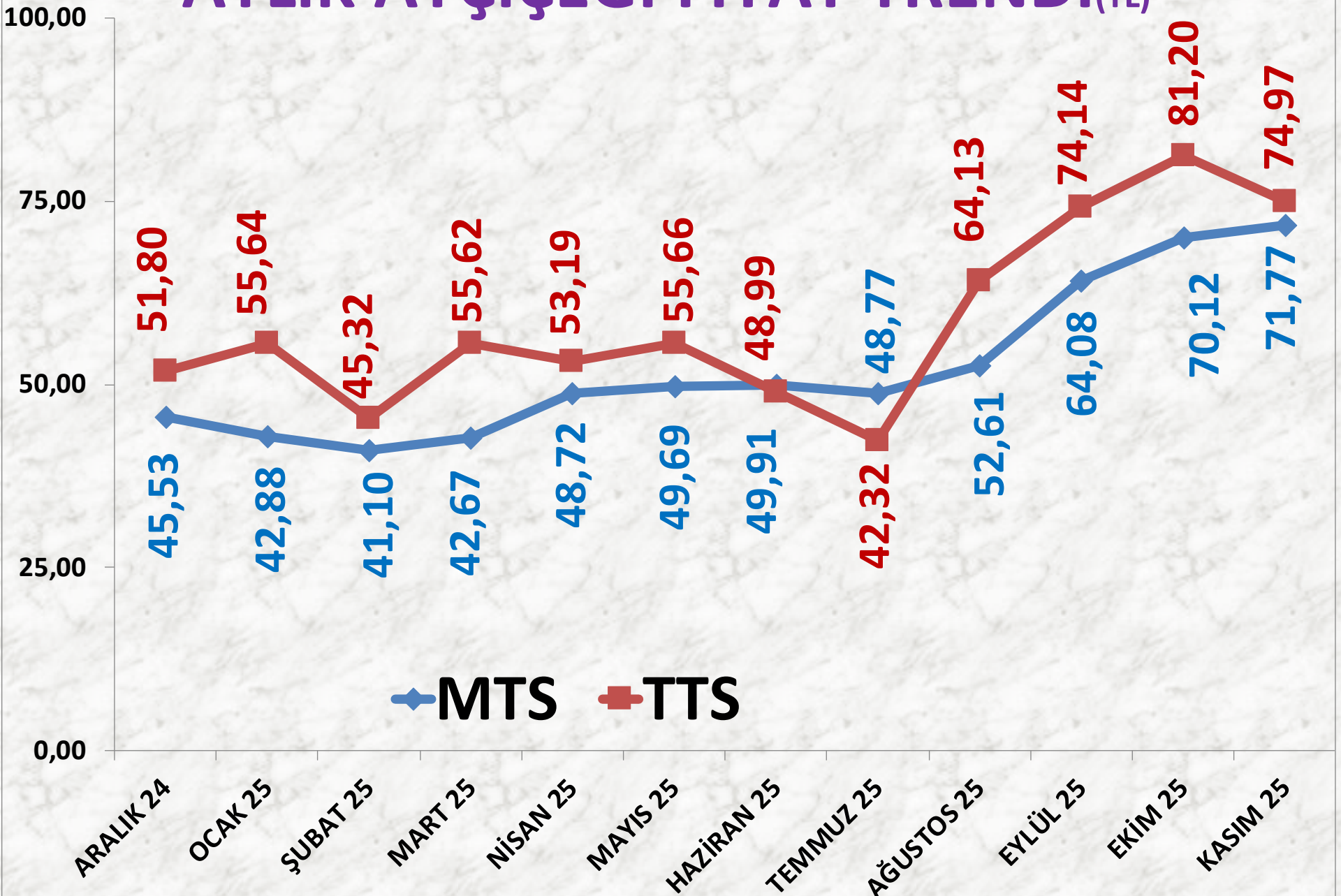
AYÇİÇEĞİ FİYATLARI

EN AZ FİYAT	2023 KASIM	2024 KASIM		2025 KASIM	
MTS	31,00 TL	-30%	21,79 TL	70%	37,00 TL
TTS	28,00 TL	7%	30,00 TL	-17%	25,00 TL

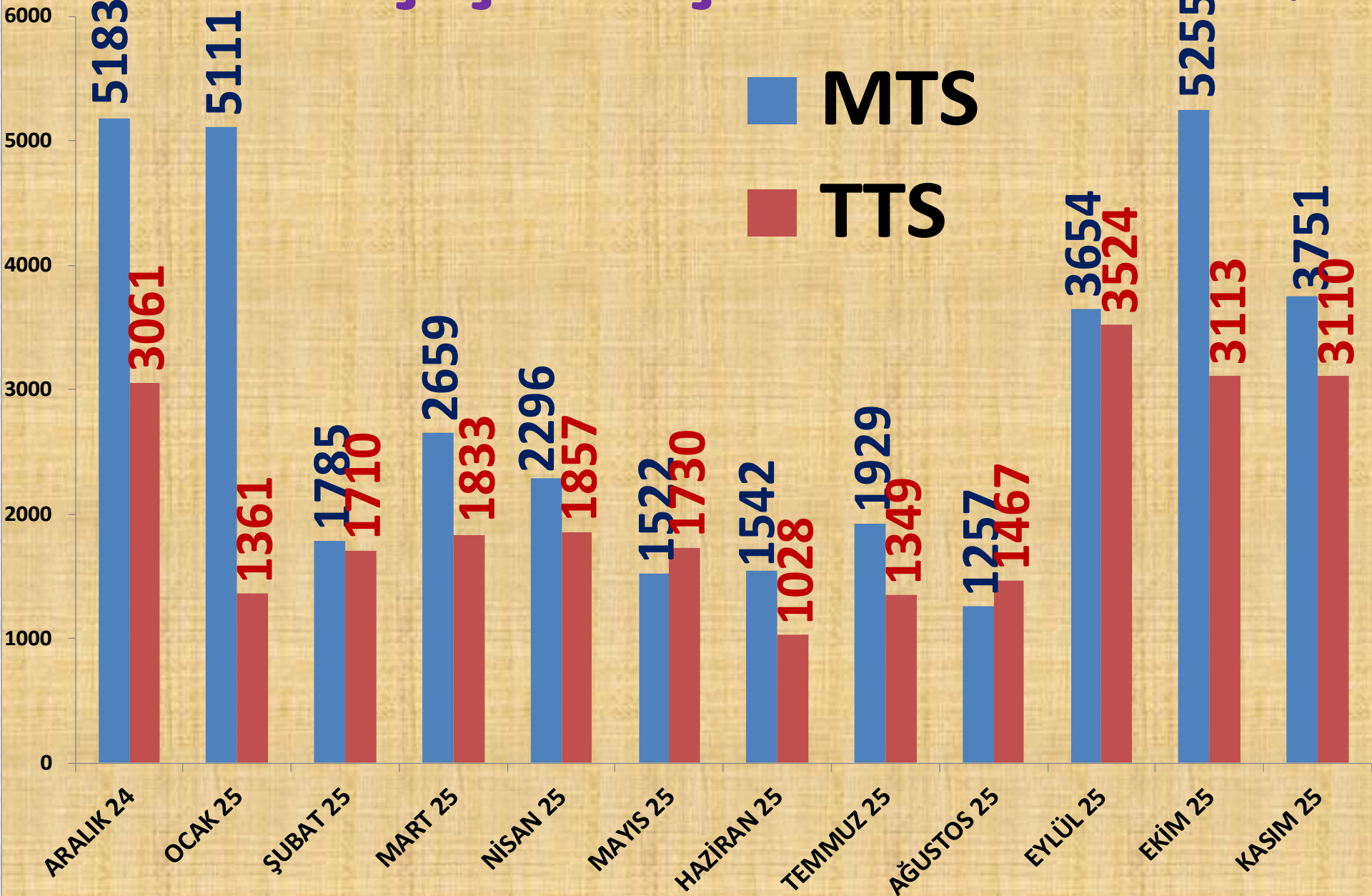
EN ÇOK FİYAT	2023 KASIM	2024 KASIM		2025 KASIM	
MTS	105,92 TL	-30%	73,64 TL	90%	140,00 TL
TTS	84,00 TL	21%	101,74 TL	43%	145,00 TL

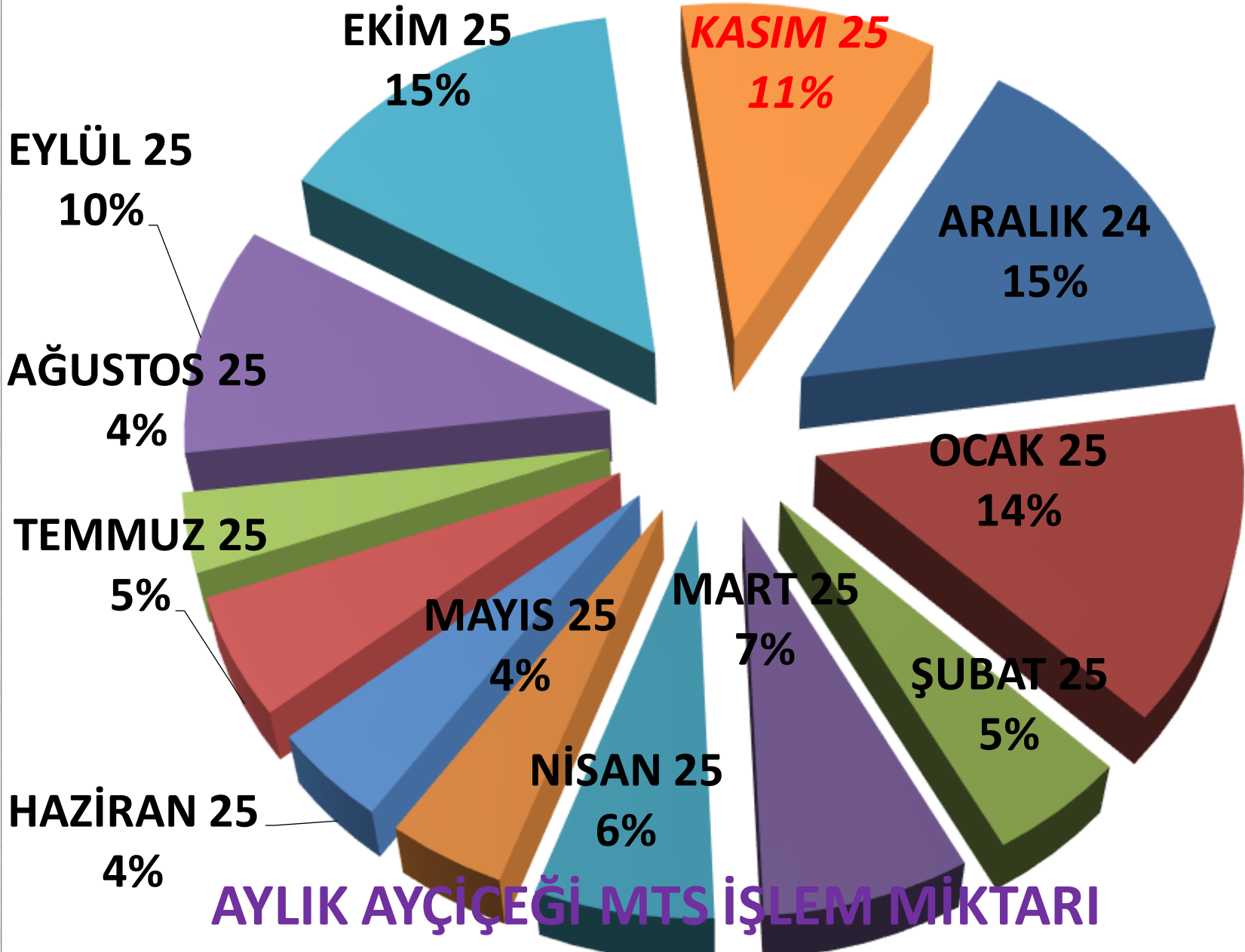
ORTALAMA FİYAT	2023 KASIM	2024 KASIM		2025 KASIM	
MTS	44,94 TL	-1%	44,44 TL	61%	71,77 TL
TTS	38,68 TL	17%	45,20 TL	66%	74,97 TL

AYLIK AYÇİÇEĞİ FİYAT TRENDİ (TL)



AYLIK AYÇİÇEĞİ İŞLEM MİKTARI (TON)

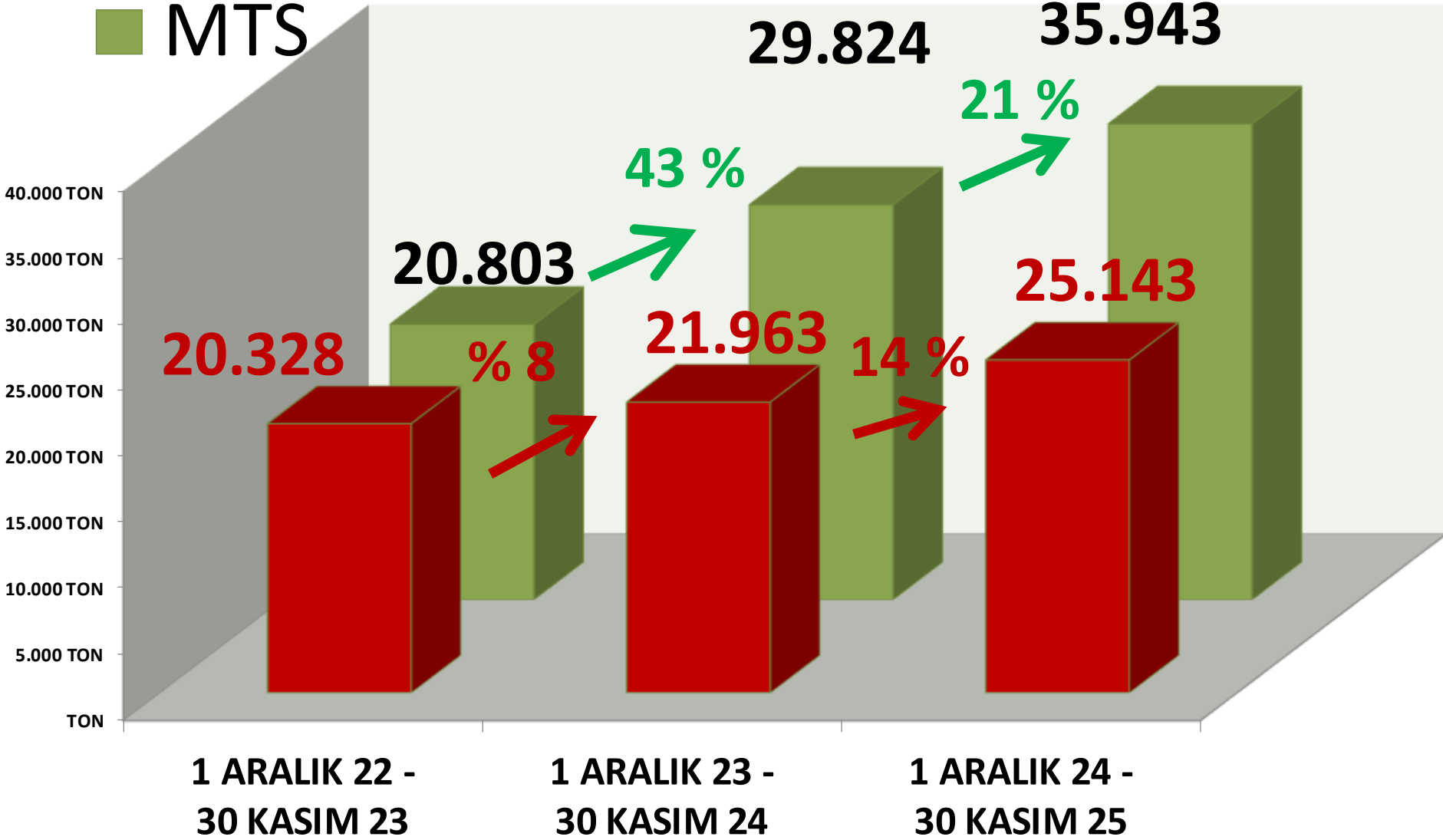




AYLIK AYÇİÇEĞİ MTS İŞLEM MİKTARI ORANLARI

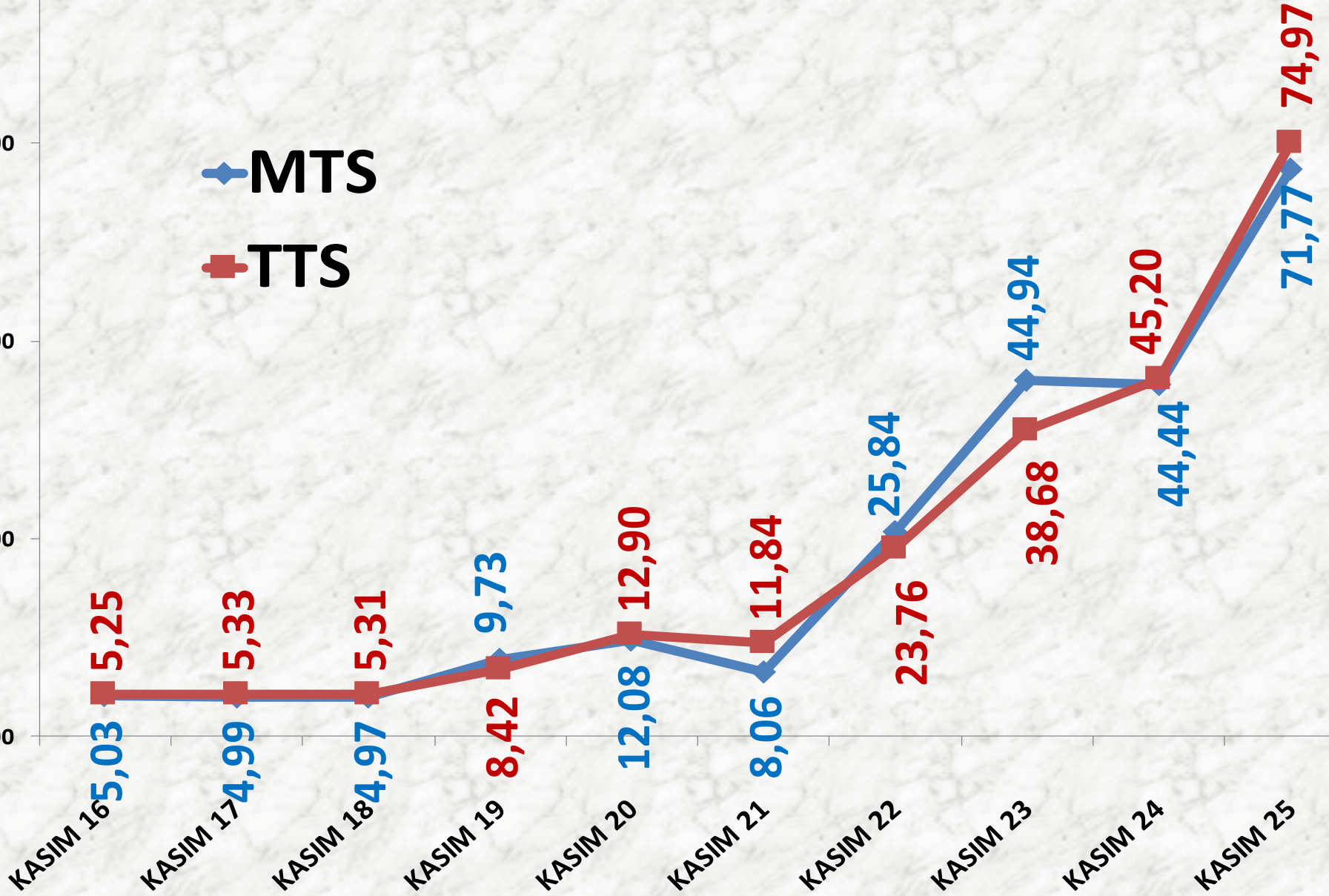
■ TTS YILLIK AYÇİÇEĞİ İŞLEM MİKTARI (TON)

■ MTS




KASIM AYLARI AYÇİÇEĞİ FİYAT TRENDİ (TL)

◆ MTS
■ TTS

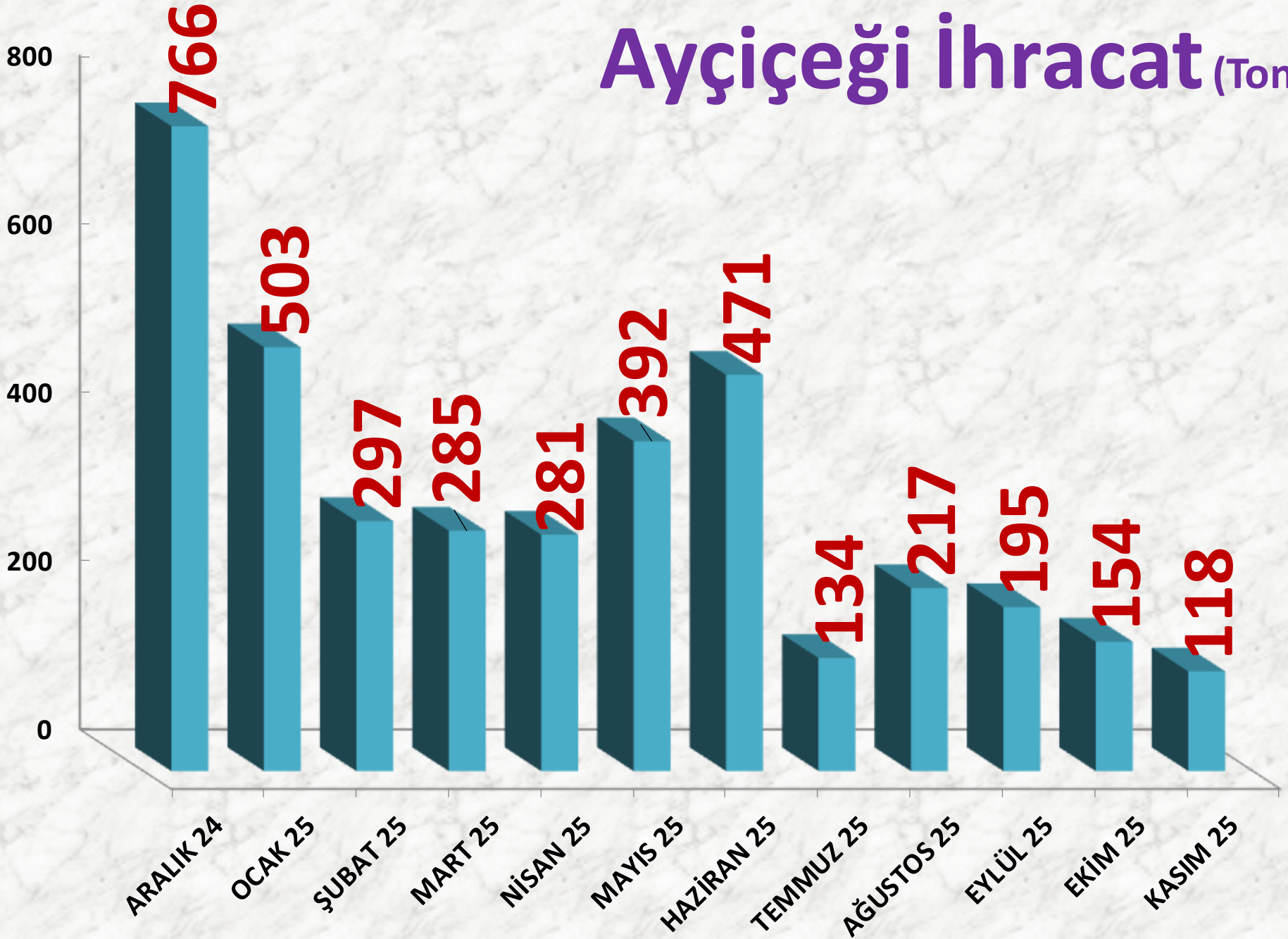


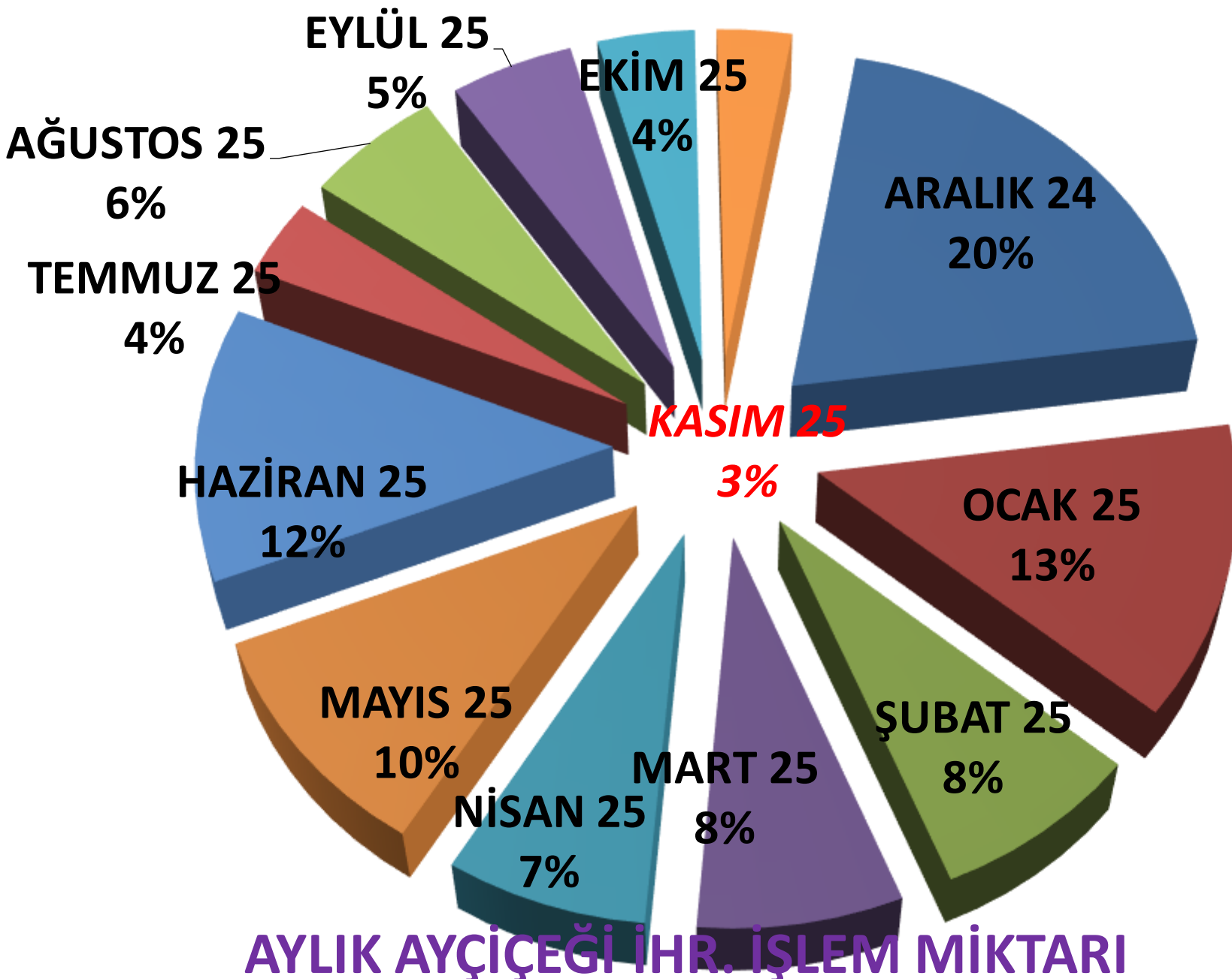
AYÇEKİRDEĞİ İHRACATI

	2023 KASIM	2024 KASIM		2025 KASIM	
İHRACAT	222 TON	49%	331 TON	-64%	118 TON



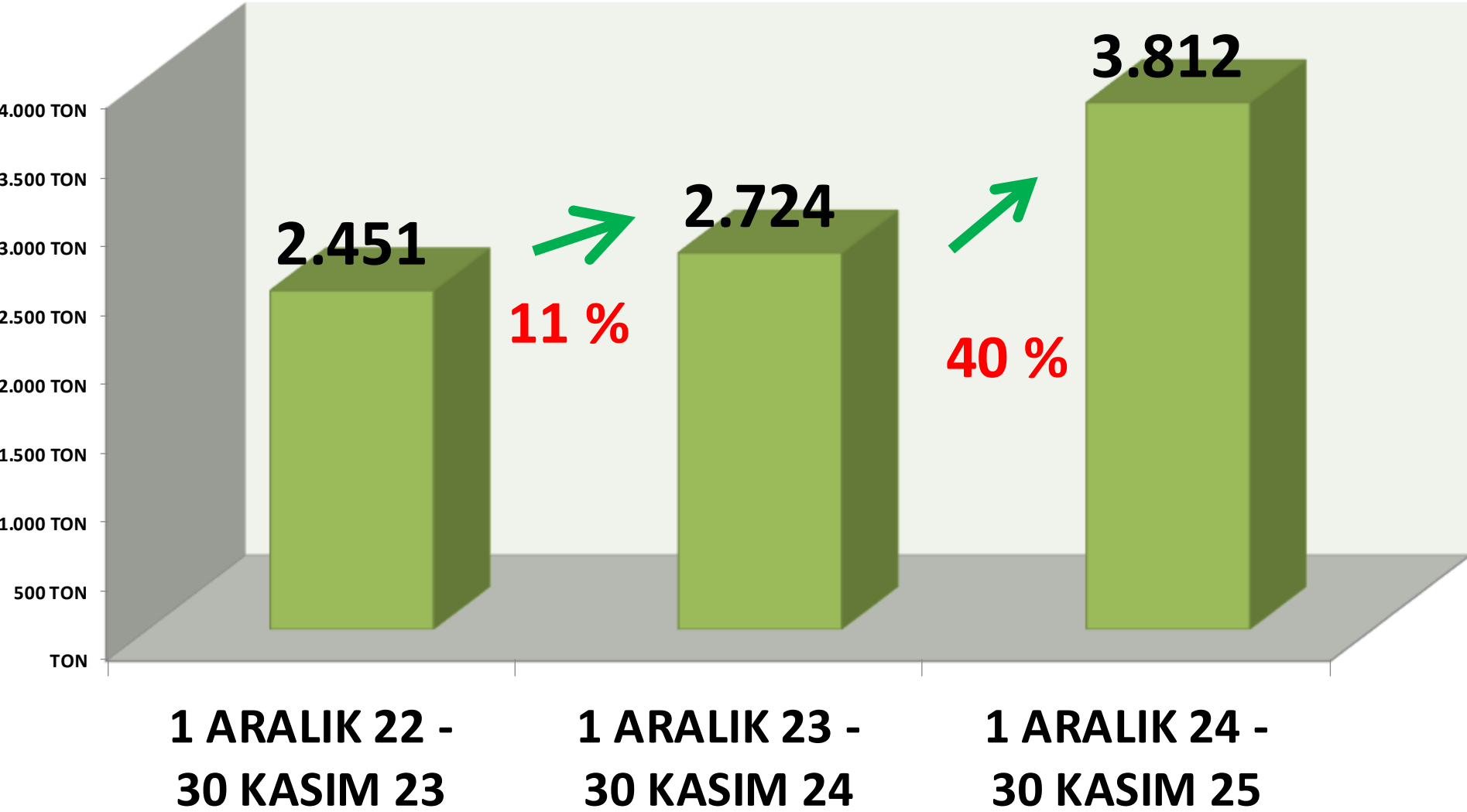
Ayçiçeği İhracat (Ton)





**AYLIK AYÇİÇEĞİ İHR. İŞLEM MİKTARI
ORANLARI**

YILLIK TOPLAM AYÇIÇEĐİ İHRACAT MİKTARI (TON)



SÜT

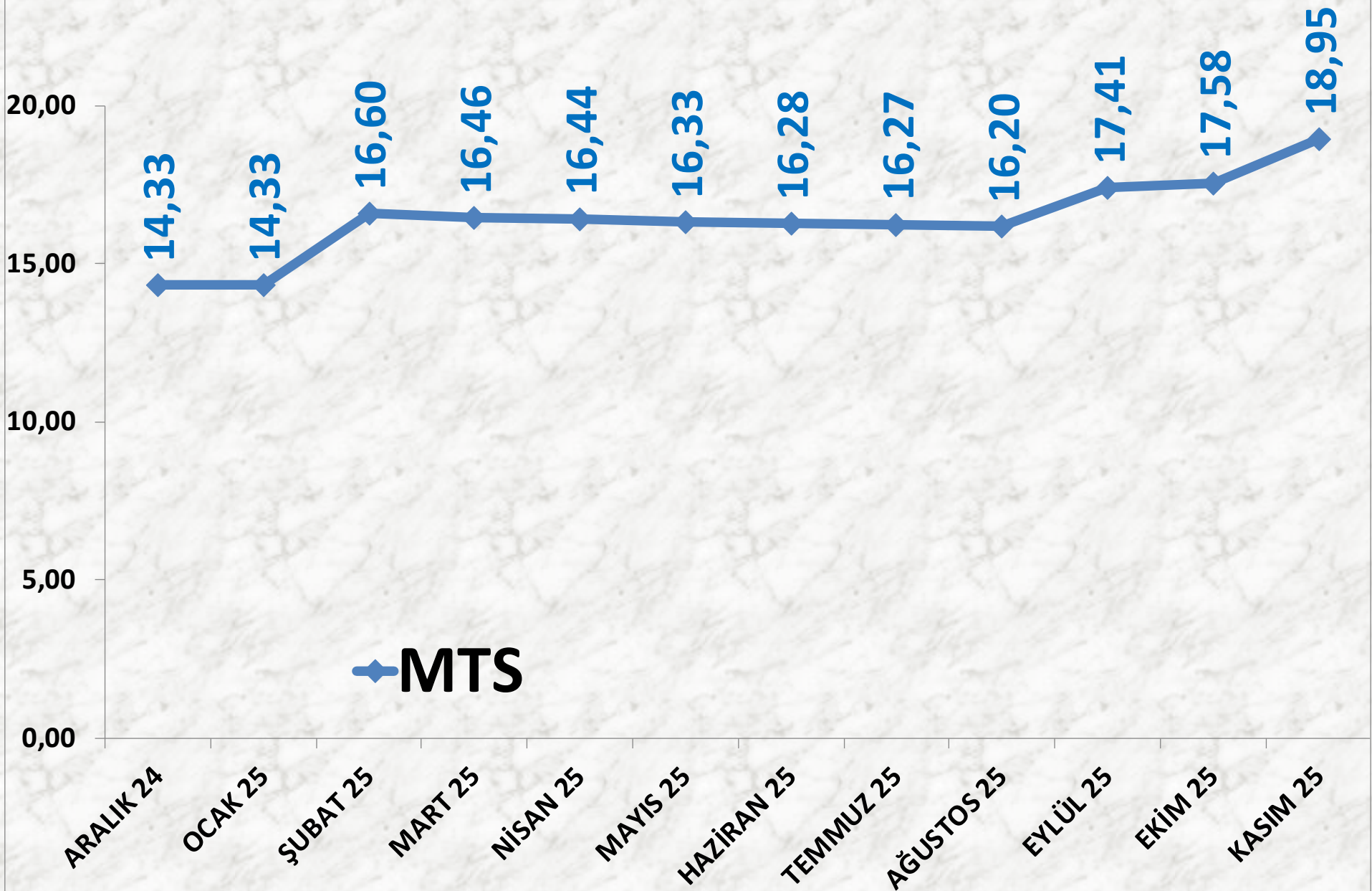
İŞLEM MİKTARI (M³)	2023 KASIM	2024 KASIM		2025 KASIM	
MTS	27.727 M ³	17%	32.514 M ³	2%	33.157 M ³

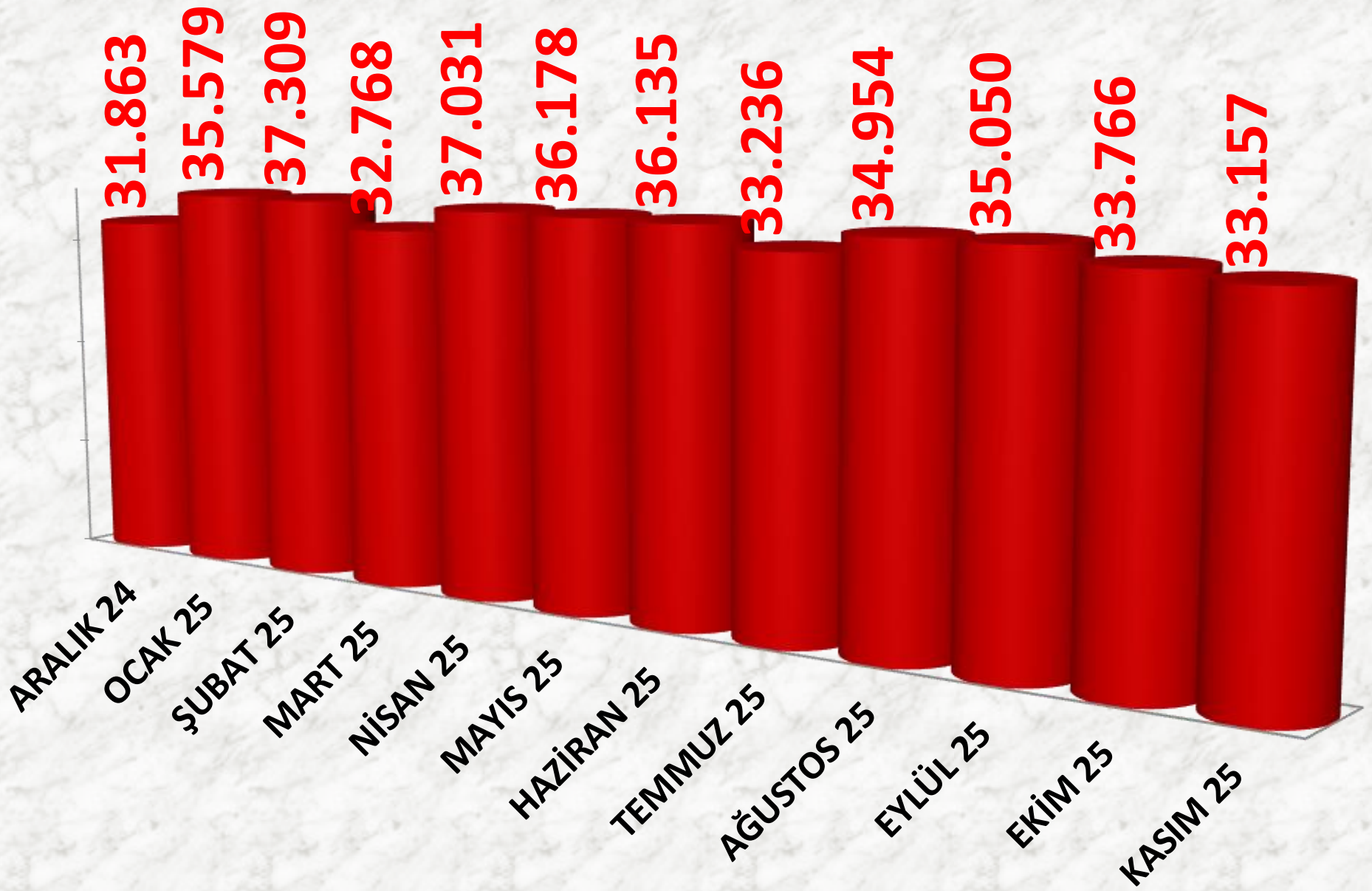
EN AZ FİYAT	2023 KASIM	2024 KASIM		2025 KASIM	
MTS	10,50 TL	10%	11,52 TL	22%	14,00 TL

EN ÇOK FİYAT	2023 KASIM	2024 KASIM		2025 KASIM	
MTS	17,00 TL	-4%	16,25 TL	32%	21,40 TL

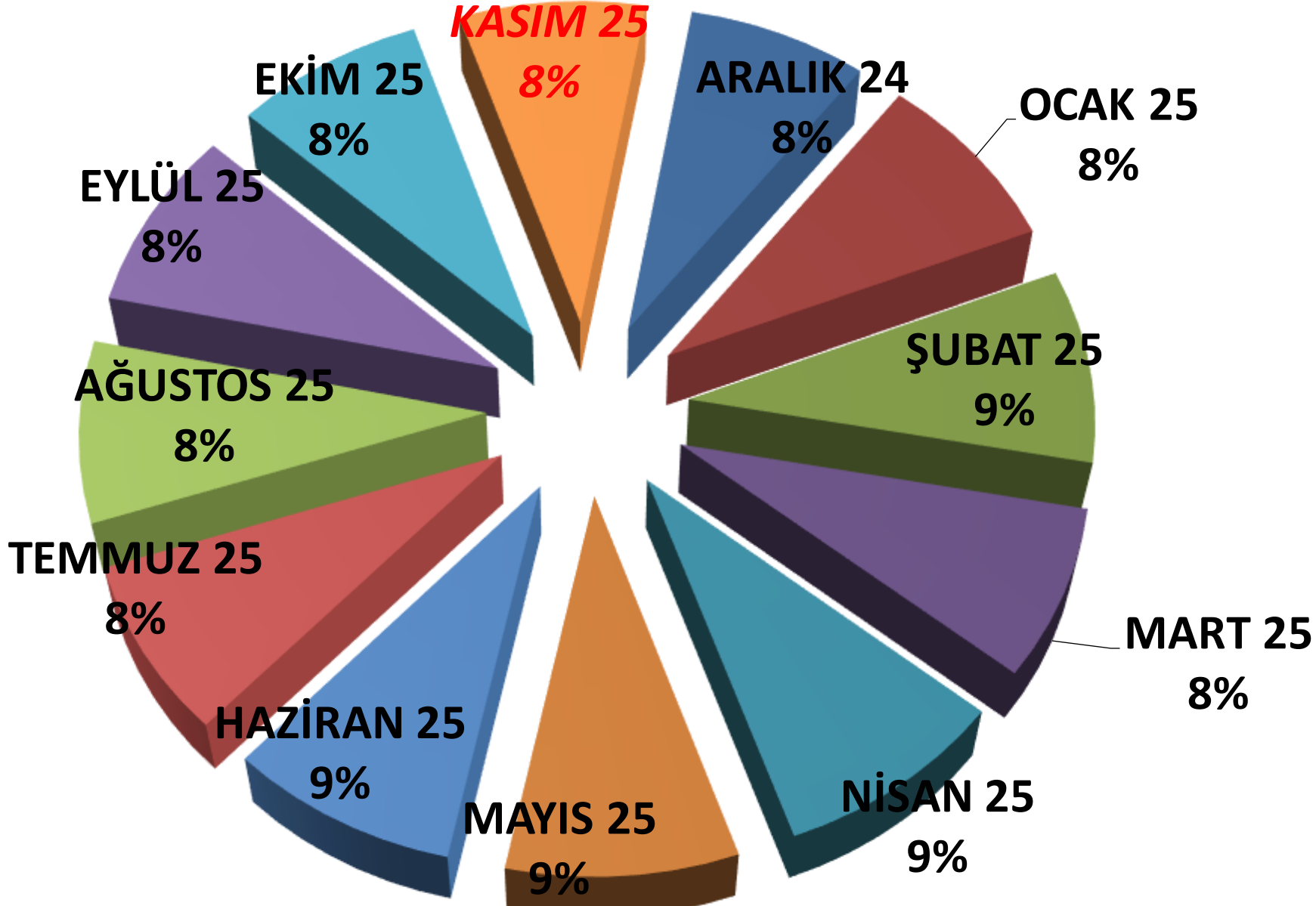
ORTALAMA FİYAT	2023 KASIM	2024 KASIM		2025 KASIM	
MTS	12,61 TL	14%	14,32 TL	32%	18,95 TL

AYLIK İNEK SÜTÜ FİYAT TRENDİ_(TL)



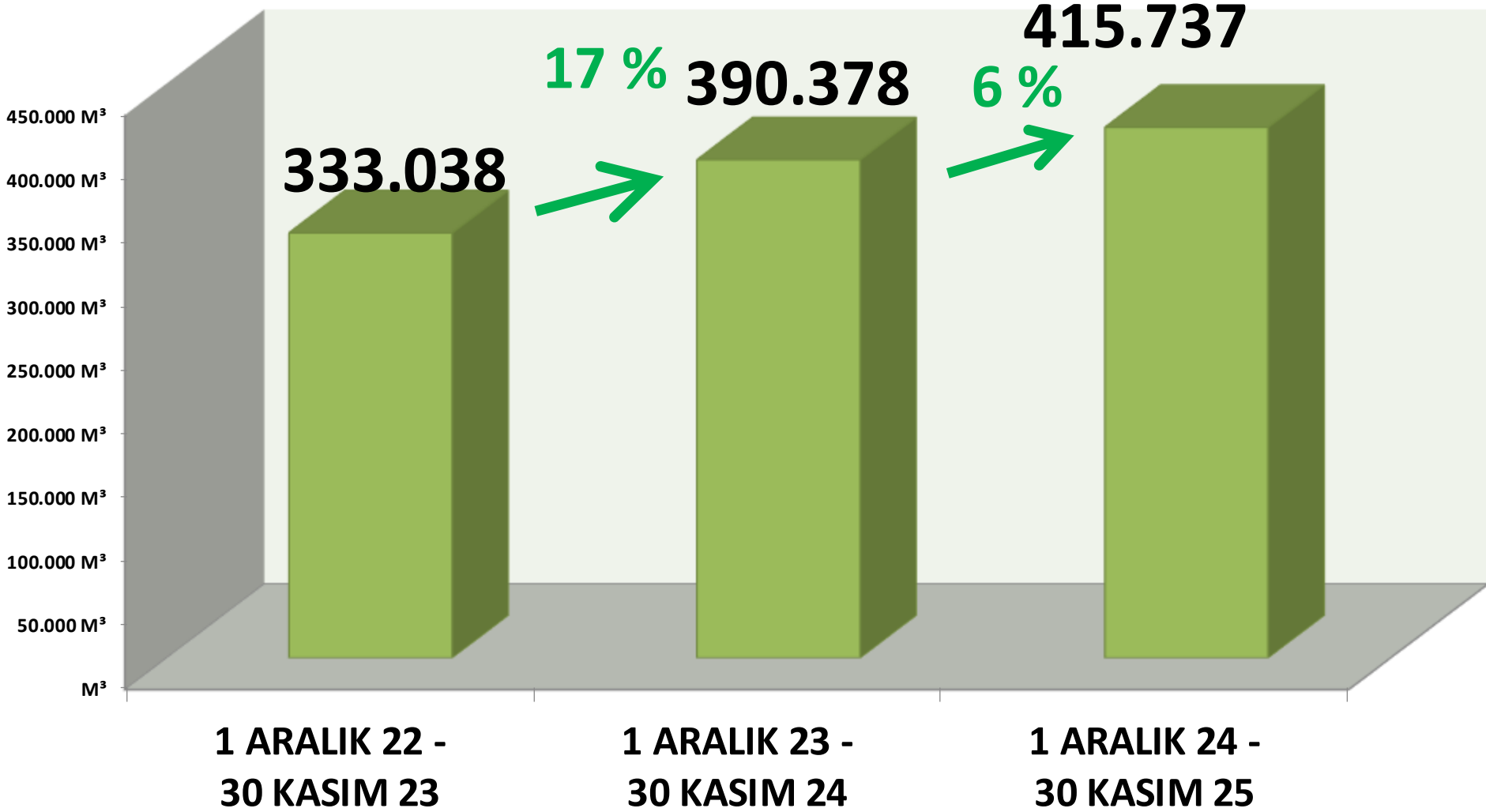


AYLIK SÜT İŞLEM MİKTARI (M³)



AYLIK SÜT MTS İŞLEM MİKTARI ORANLARI

YILLIK İNEK SÜTÜ İŞLEM MİKTARI (TON)



BEYAZ HAŞHAŞ

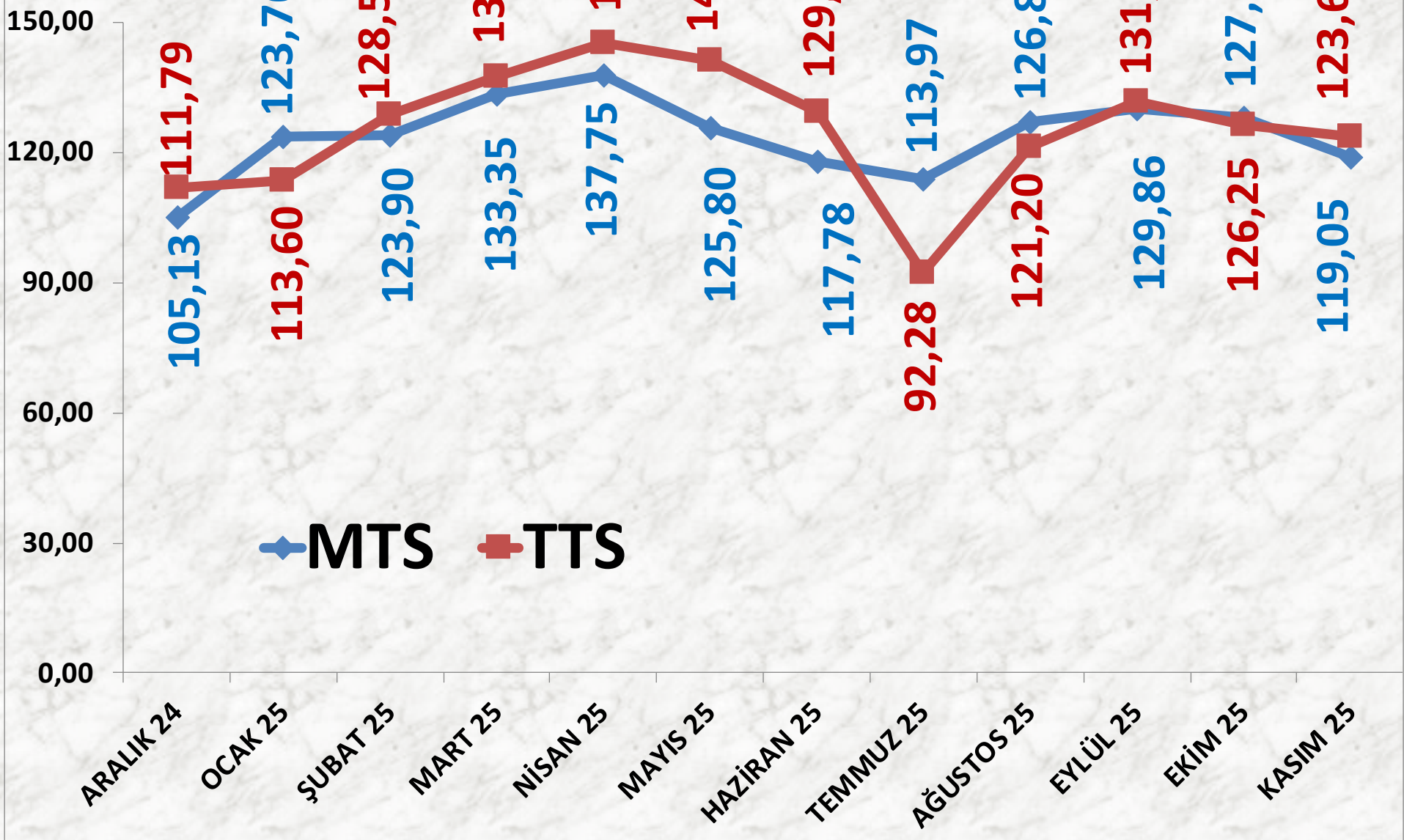
İŞLEM MİKTARI TON	2023 KASIM	2024 KASIM		2025 KASIM	
MTS	27 TON	94%	52 TON	15%	60 TON
TTS	56 TON	76%	99 TON	-67%	33 TON

EN AZ FİYAT	2023 KASIM	2024 KASIM		2025 KASIM	
MTS	70,67 TL	17%	83,00 TL	39%	115,25 TL
TTS	73,95 TL	28%	94,43 TL	22%	114,96 TL

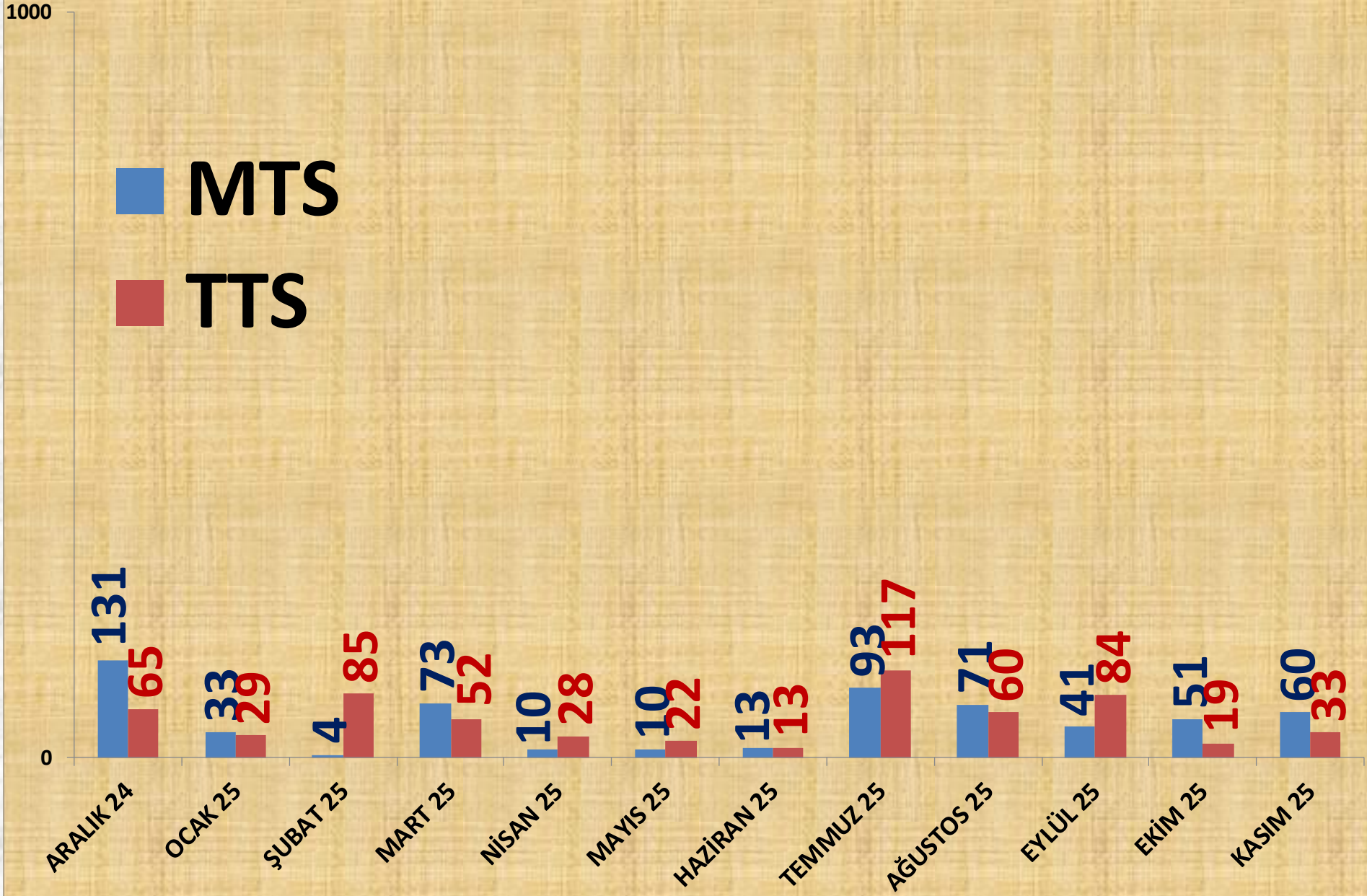
EN ÇOK FİYAT	2023 KASIM	2024 KASIM		2025 KASIM	
MTS	71,50 TL	31%	94,00 TL	70%	160,00 TL
TTS	110,59 TL	16%	127,93 TL	41%	180,00 TL

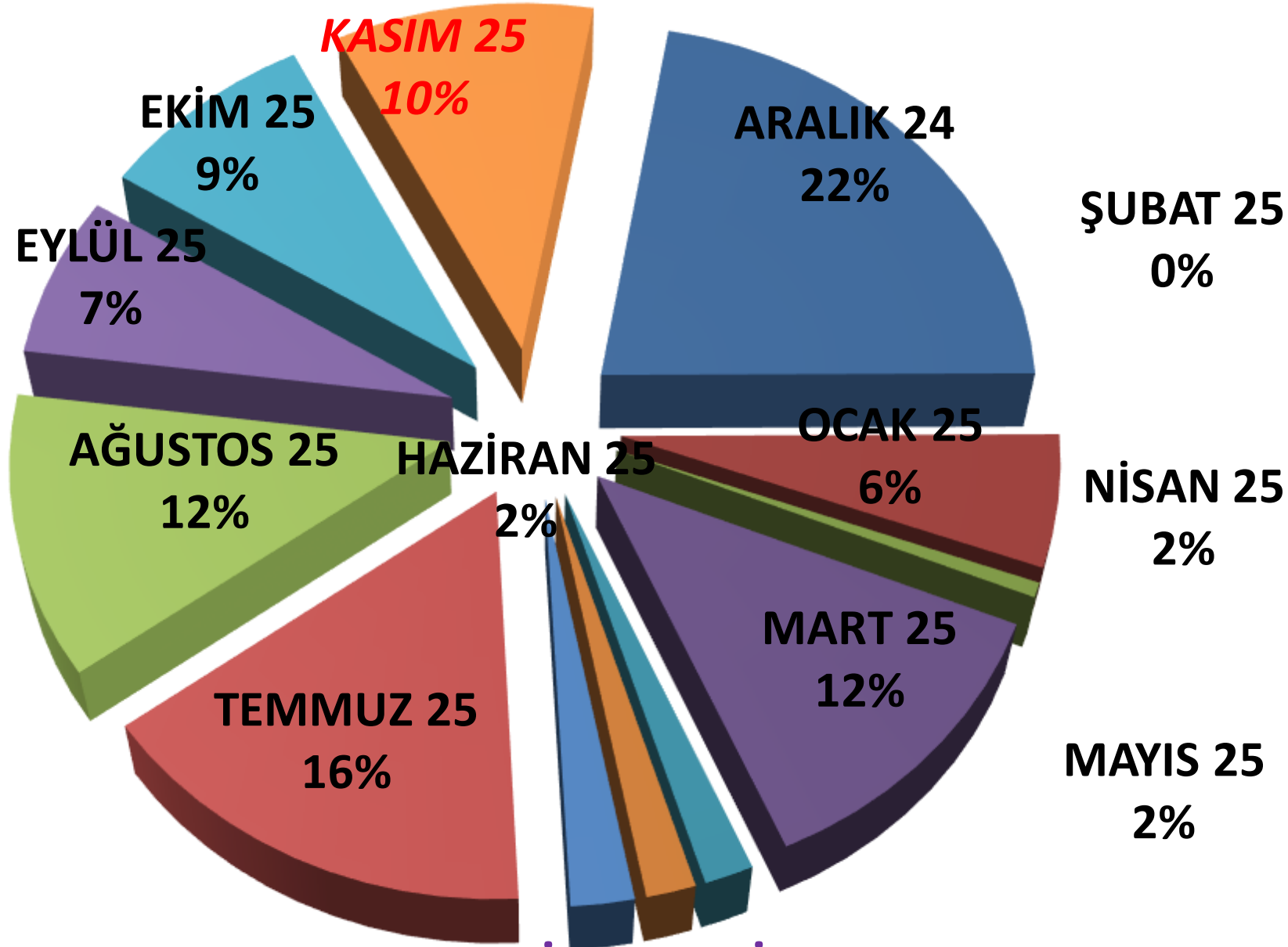
ORTALAMA FİYAT	2023 KASIM	2024 KASIM		2025 KASIM	
MTS	71,04 TL	32%	93,98 TL	27%	119,05 TL
TTS	75,78 TL	28%	97,27 TL	27%	123,66 TL

AYLIK B. HAŞHAŞ FİYAT TRENDİ (TL)



AYLIK B. HAŞHAŞ İŞLEM MİKTARI (TON)



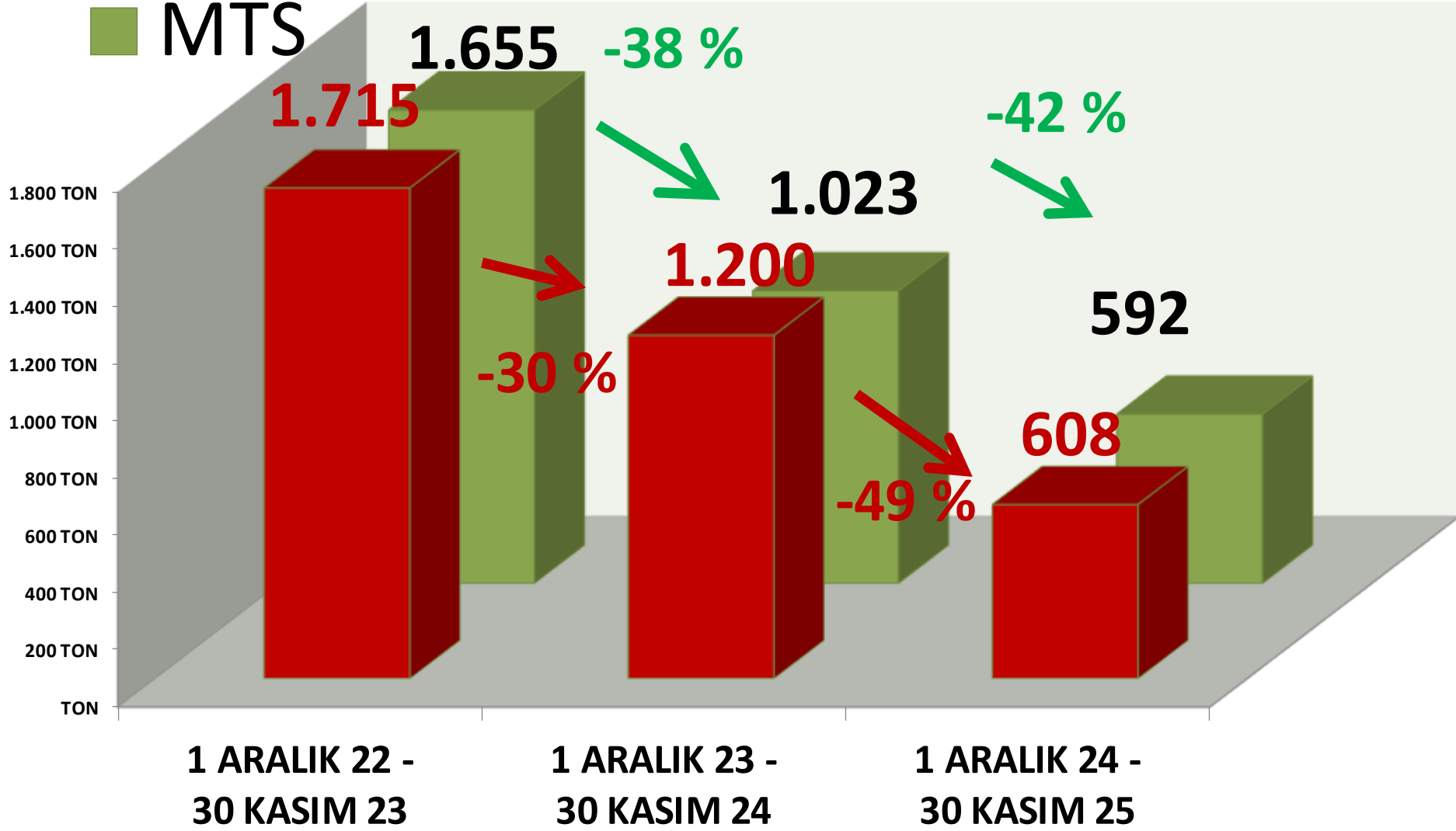


AYLIK B. HAŞHAŞ MTS İŞLEM MİKTARI ORANLARI

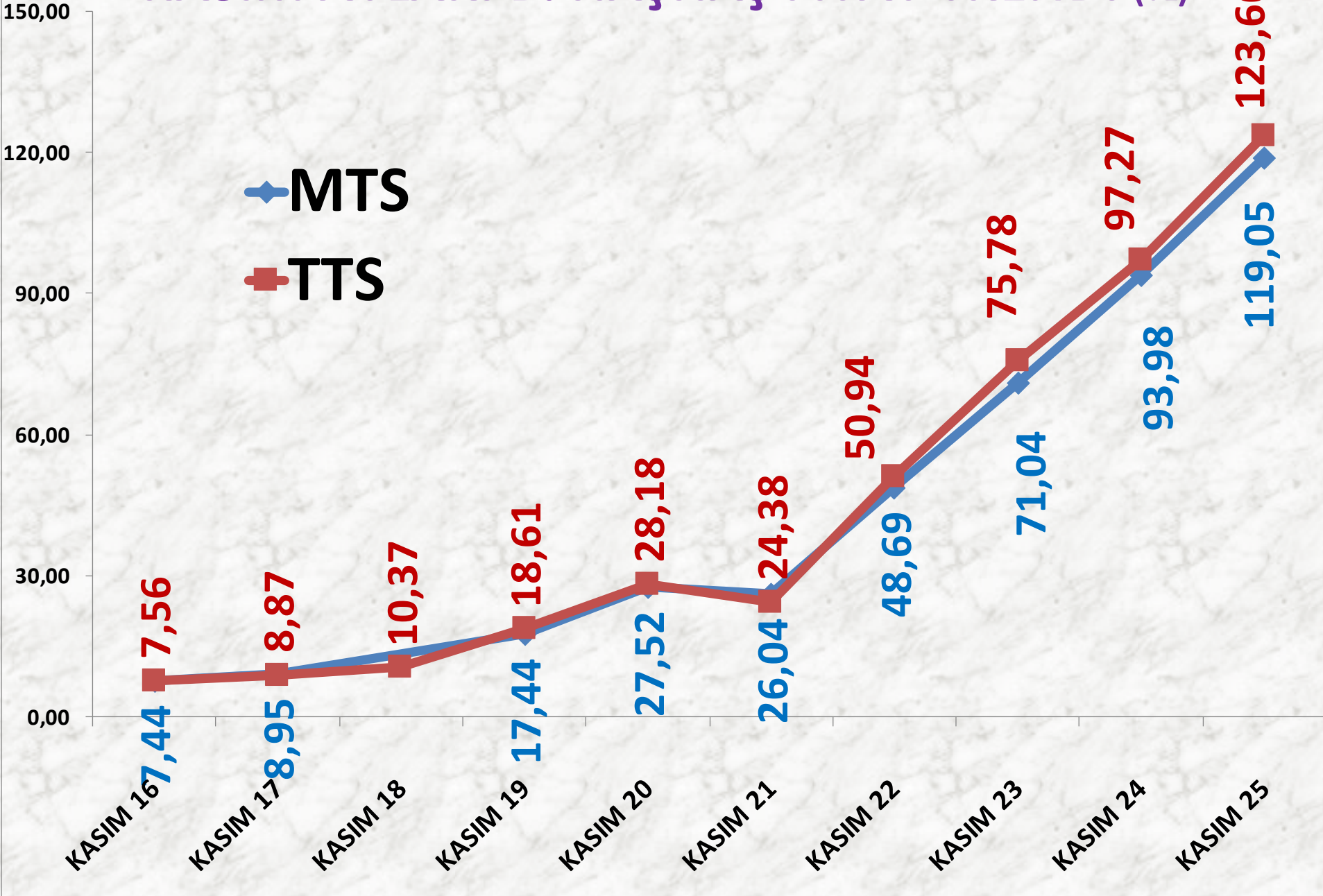
■ TTS

YILLIK B. HAŞHAŞ İŞLEM MİKTARI (TON)

■ MTS



KASIM AYLARI B. HAŞHAŞ FİYAT TRENDİ (TL)



MAVİ HAŞHAŞ

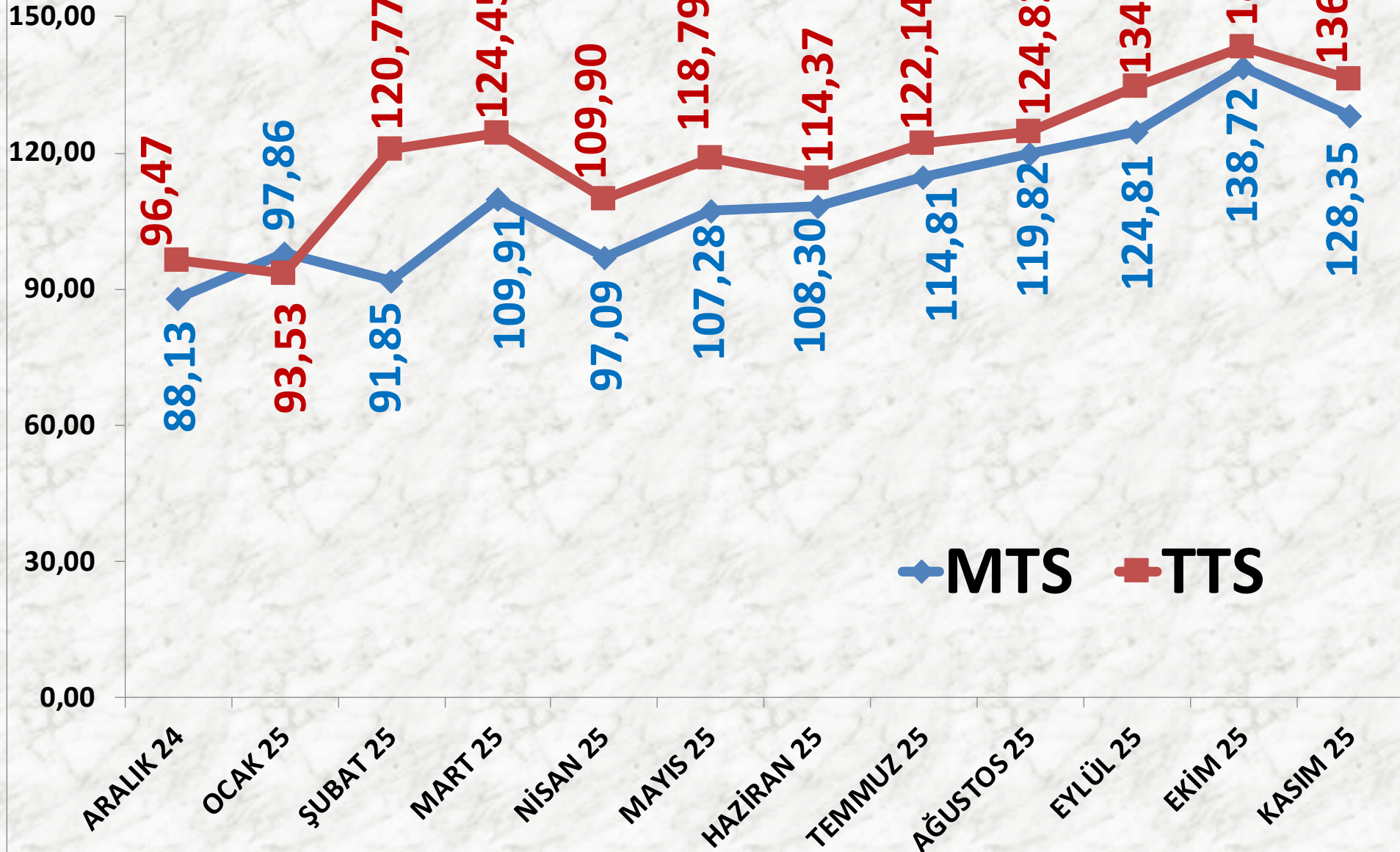
İŞLEM MİKTARI TON	2023 KASIM	2024 KASIM		2025 KASIM	
MTS	0	-	28 TON	159%	73 TON
TTS	42 TON	104%	86 TON	-5%	82 TON

EN AZ FİYAT	2023 KASIM	2024 KASIM		2025 KASIM	
MTS	-	-	87,00 TL	40%	121,92 TL
TTS	67,32 TL	34%	90,50 TL	33%	120,00 TL

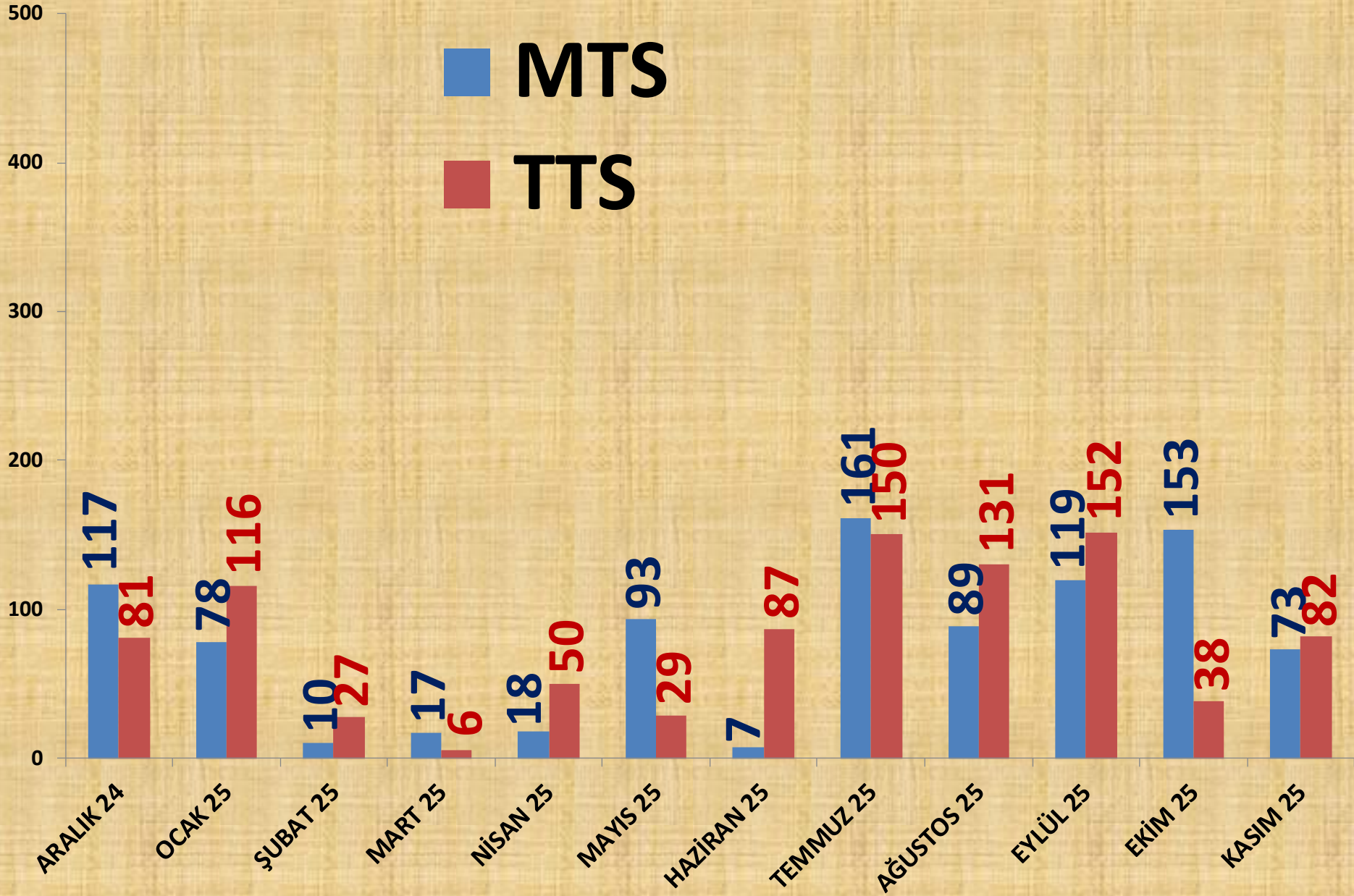
EN ÇOK FİYAT	2023 KASIM	2024 KASIM		2025 KASIM	
MTS	-	-	87,00 TL	67%	145,00 TL
TTS	103,50 TL	30%	135,00 TL	30%	175,00 TL

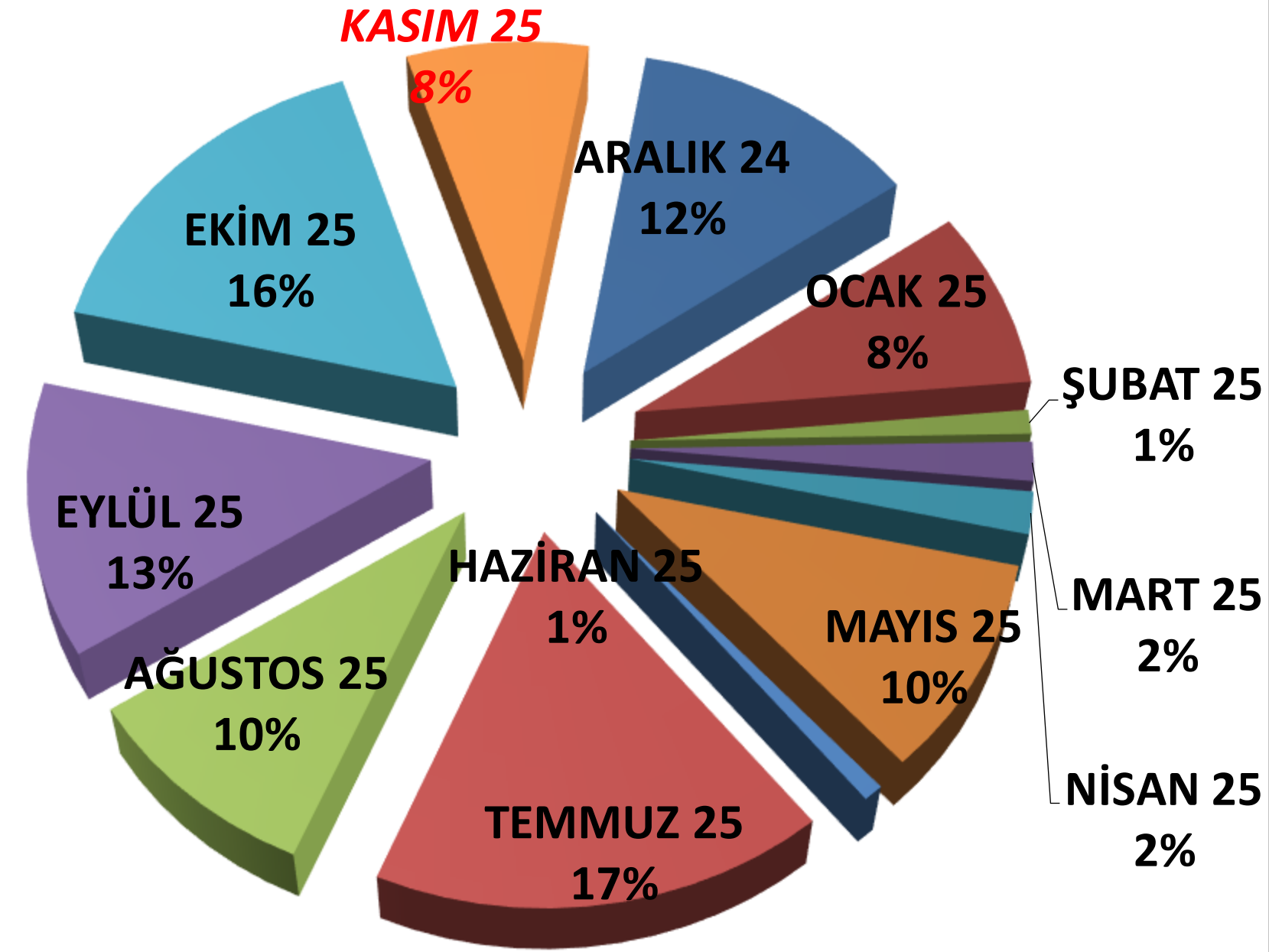
ORTALAMA FİYAT	2023 KASIM	2024 KASIM		2025 KASIM	
MTS	-	-	87,00 TL	48%	128,35 TL
TTS	84,56 TL	10%	93,37 TL	46%	136,19 TL

AYLIK MAVİ HAŞHAŞ FİYAT TRENDİ (TL)



AYLIK MAVİ HAŞHAŞ İŞLEM MİKTARI (TON)

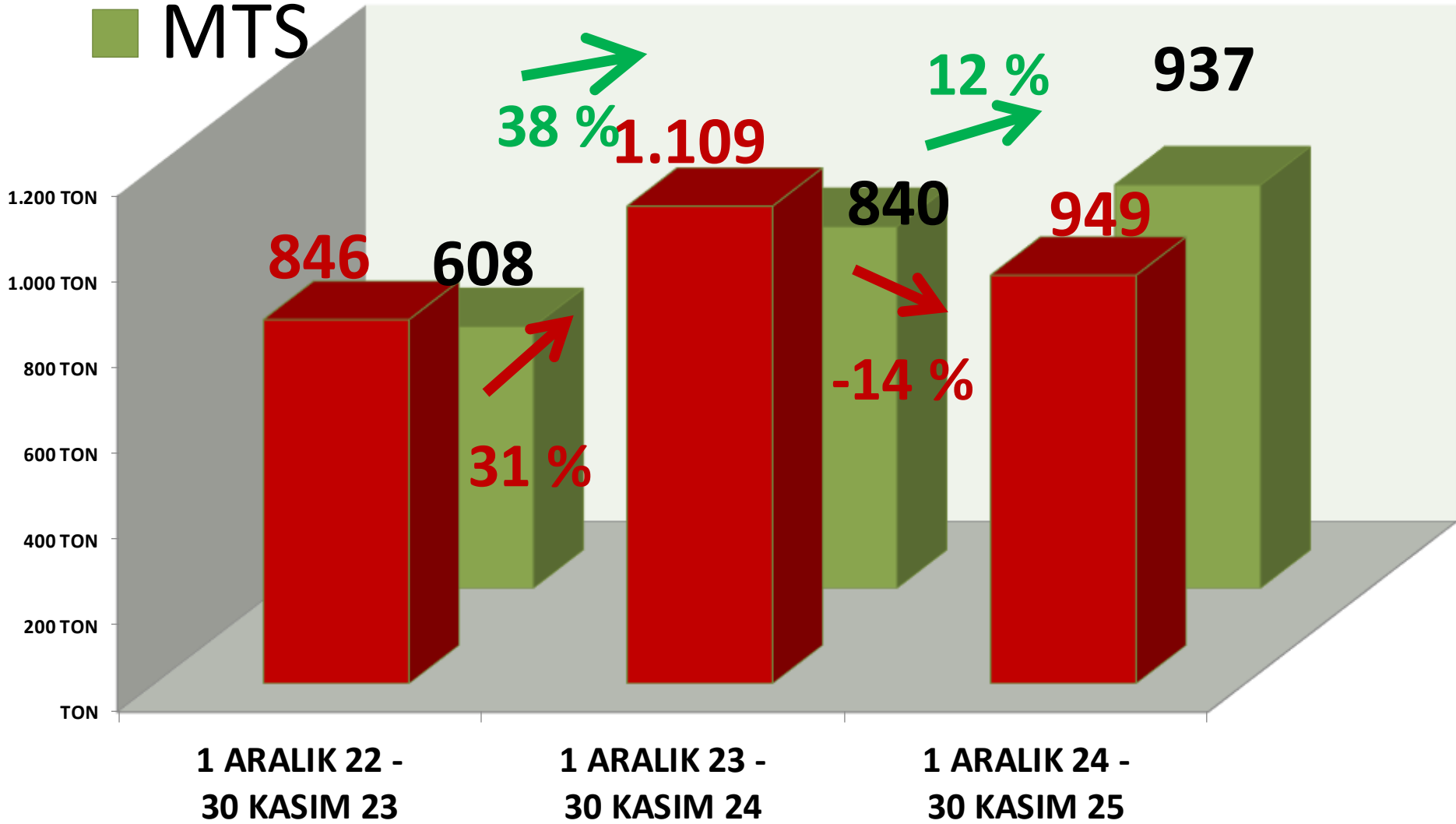




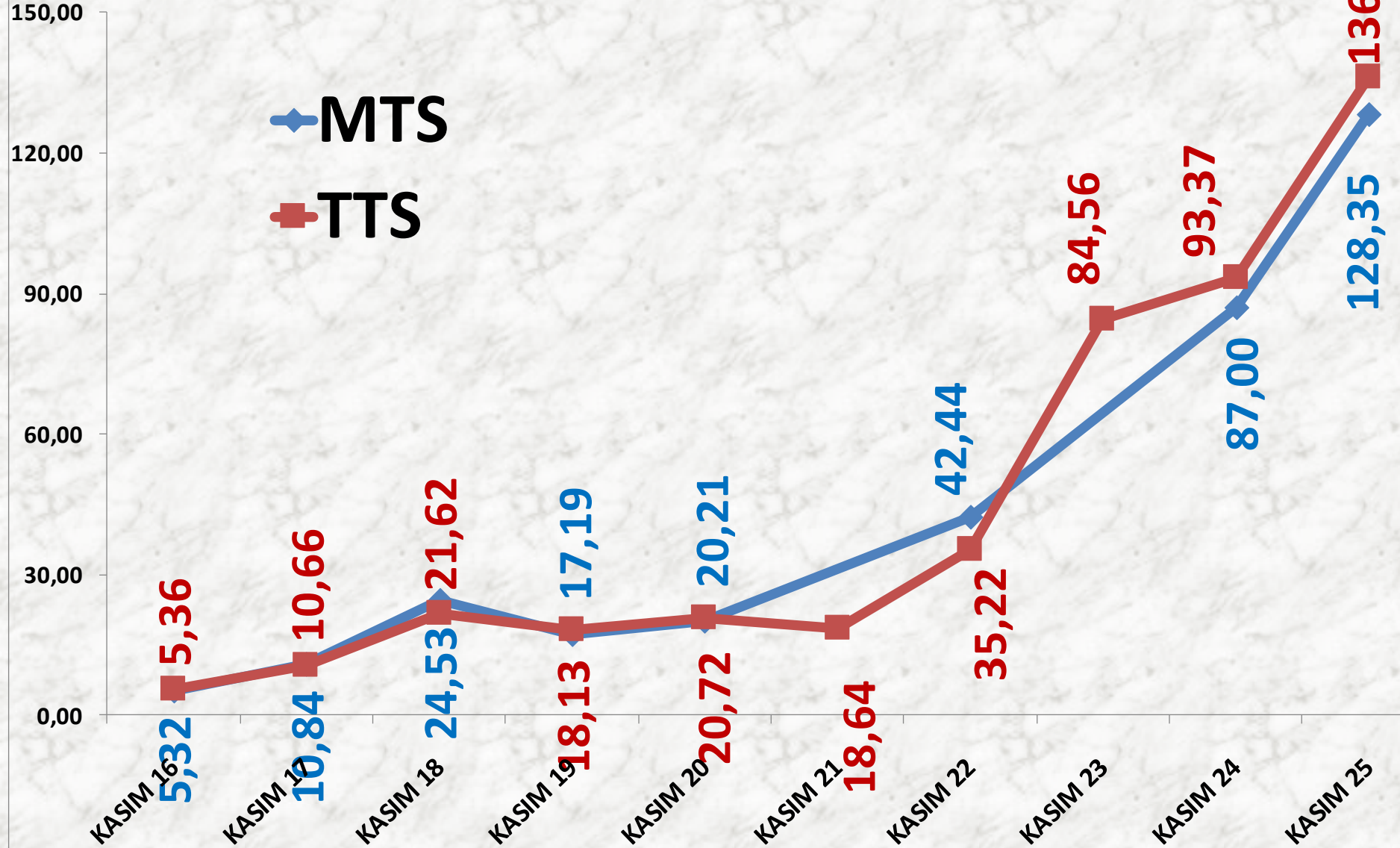
AYLIK MAVİ MTS İŞLEM MİKTARI ORANLARI

TTS YILLIK MAVİ HAŞHAŞ İŞLEM MİKTARI

■ TTS
■ MTS



KASIM AYLARI MAVİ HAŞHAŞ FİYAT TRENDİ (TL)



KÜTLÜ PAMUK

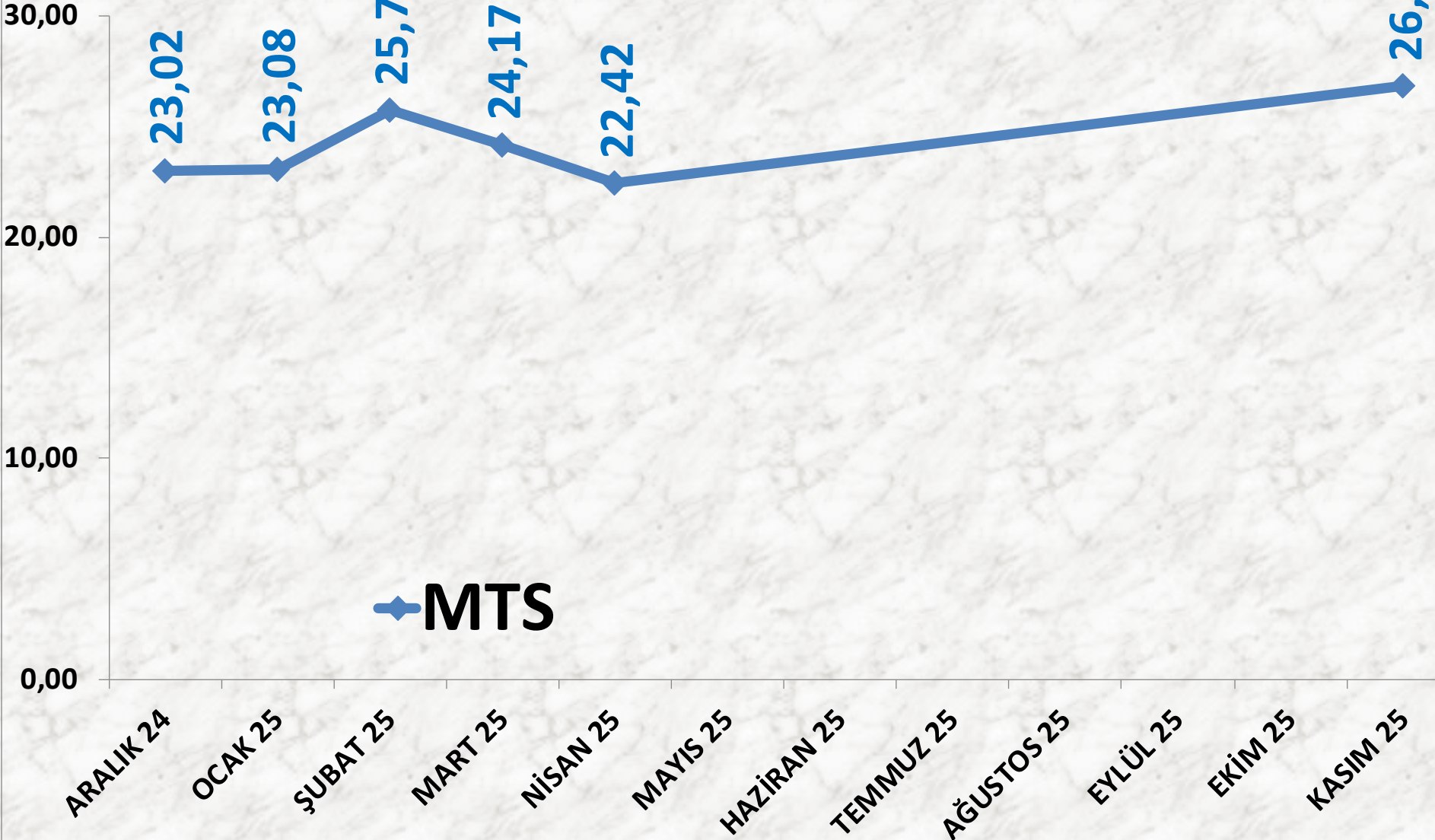
İŞLEM MİKTARI TON	2023 KASIM	2024 KASIM		2025 KASIM	
MTS	2.711 TON	187%	7.770 TON	-51%	3.830 TON

EN AZ FİYAT	2023 KASIM	2024 KASIM		2025 KASIM	
MTS	15,34 TL	-2%	15,00 TL	60%	24,00 TL

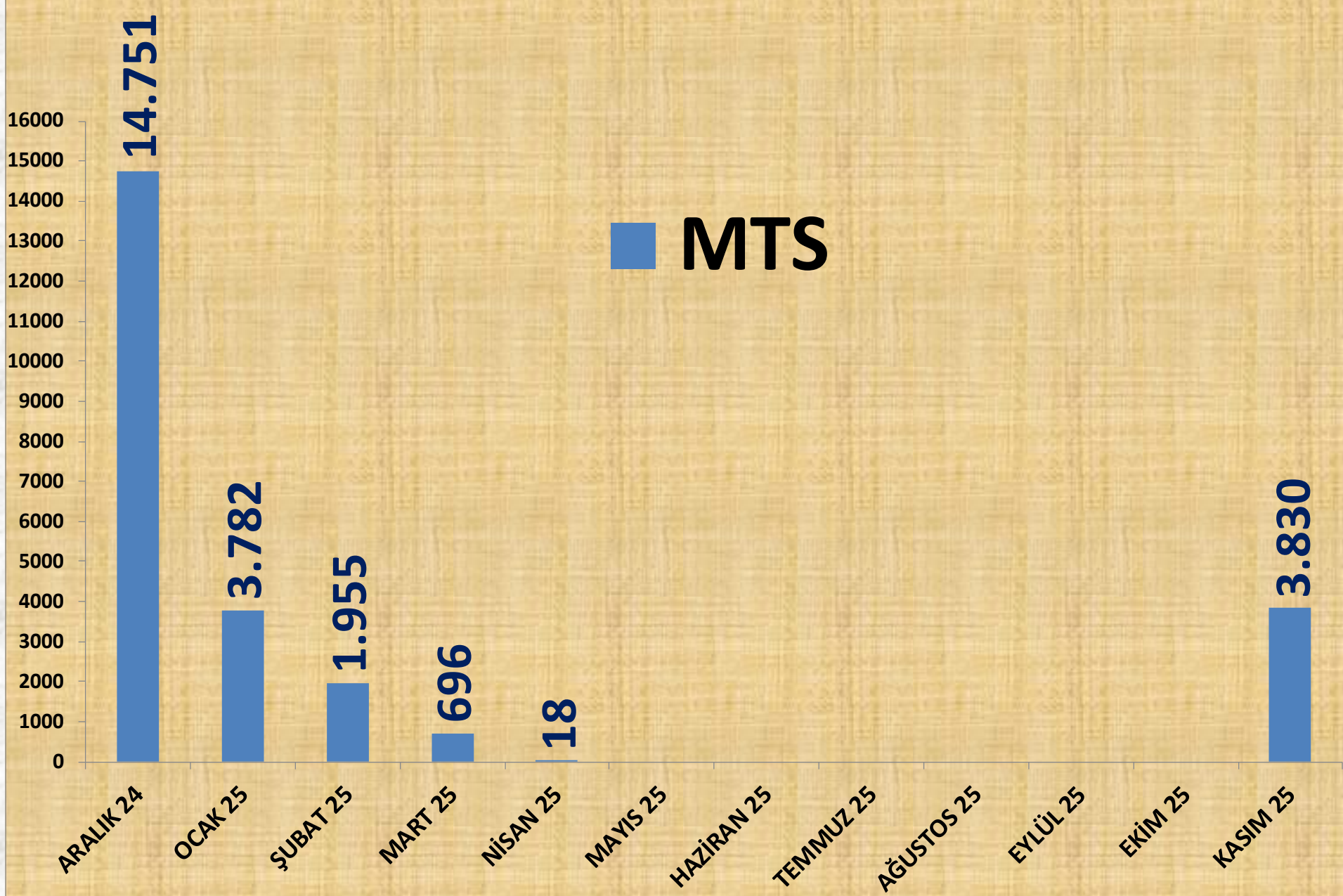
EN ÇOK FİYAT	2023 KASIM	2024 KASIM		2025 KASIM	
MTS	18,31 TL	41%	25,80 TL	9%	28,00 TL

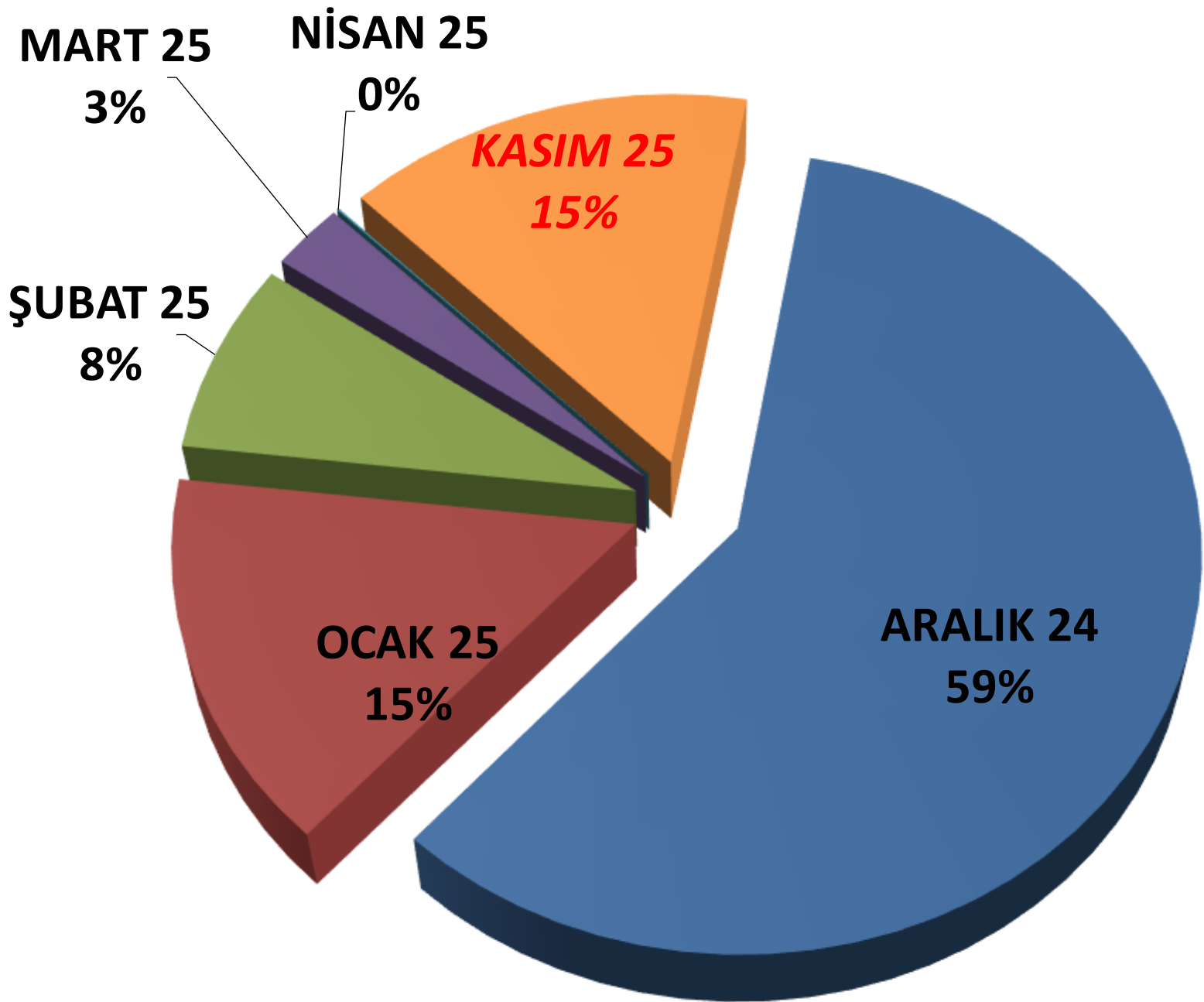
ORTALAMA FİYAT	2023 KASIM	2024 KASIM		2025 KASIM	
MTS	16,83 TL	34%	22,51 TL	19%	26,81 TL

AYLIK KÜTLÜ PAMUK FİYAT TRENDİ (TL)



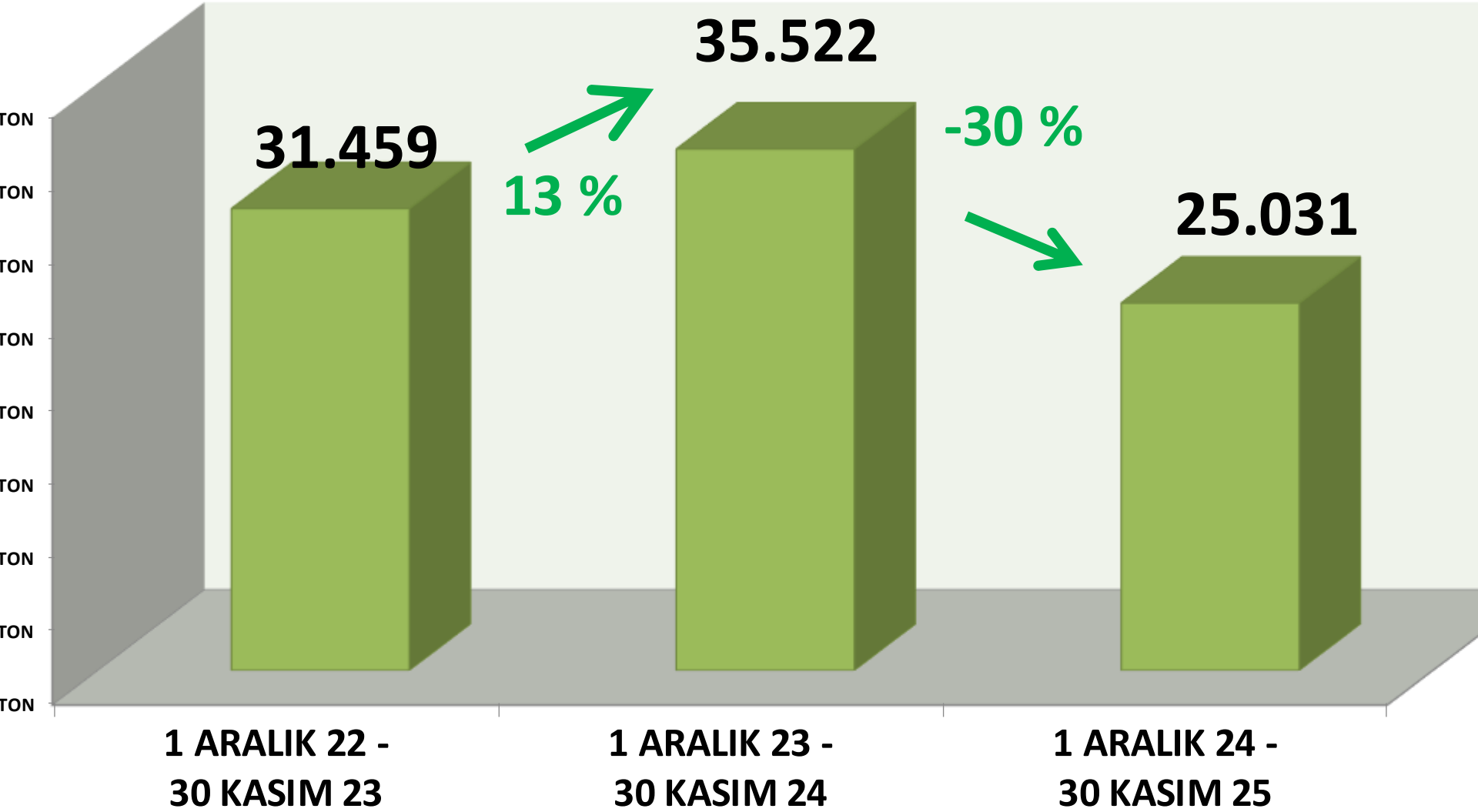
AYLIK KÜTLÜ PAMUK İŞLEM MİKTARI (TON)



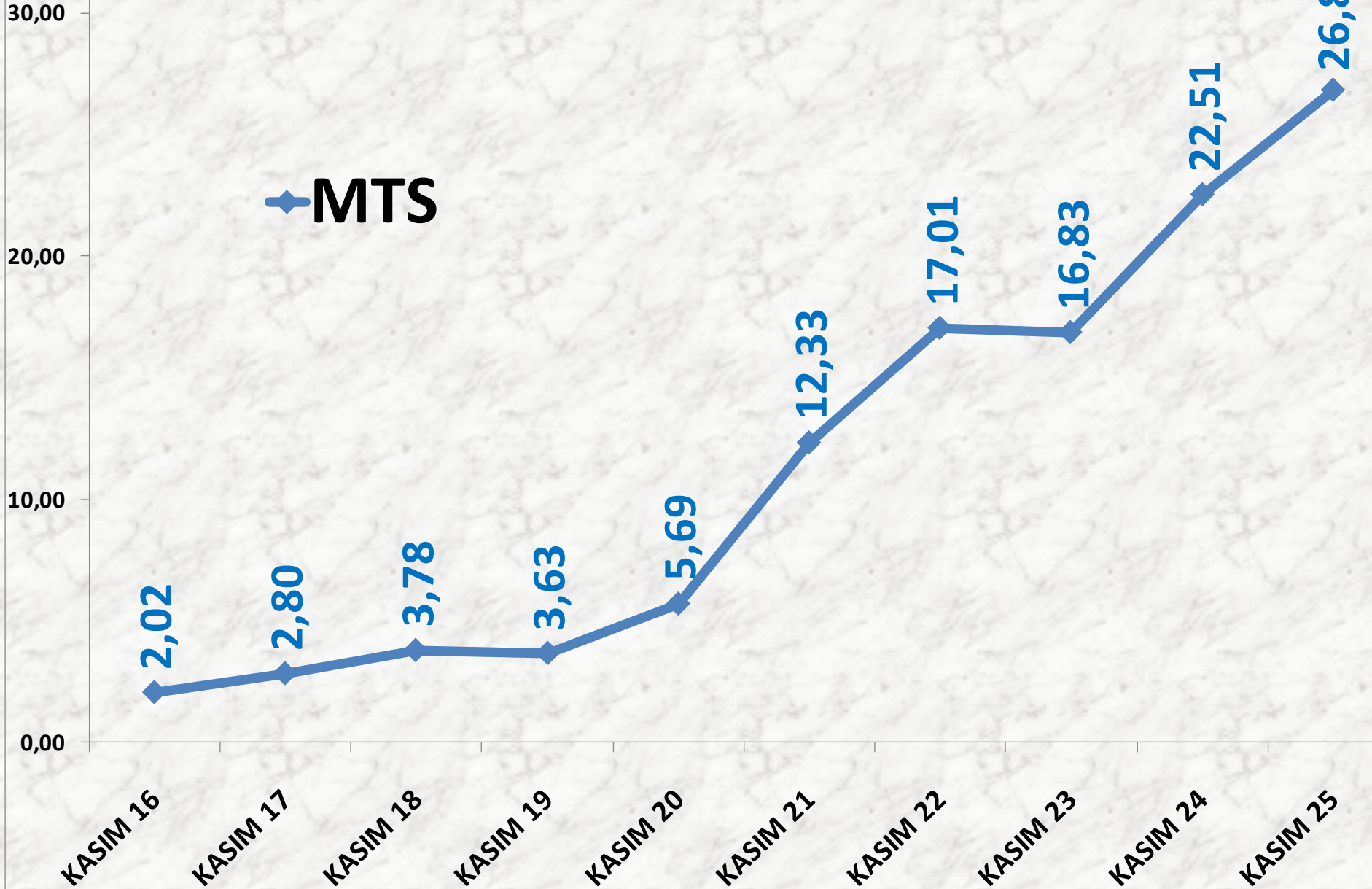


AYLIK KÜTLÜ PAMUK MTS İŞLEM MİKTARI ORANLARI

YILLIK KÜTLÜ PAMUK İŞLEM MİKTARI (TON)



KASIM AYLARI ÇİĞİTLİ PAMUK FİYAT TRENDİ (TL)



MAHLIÇ PAMUK

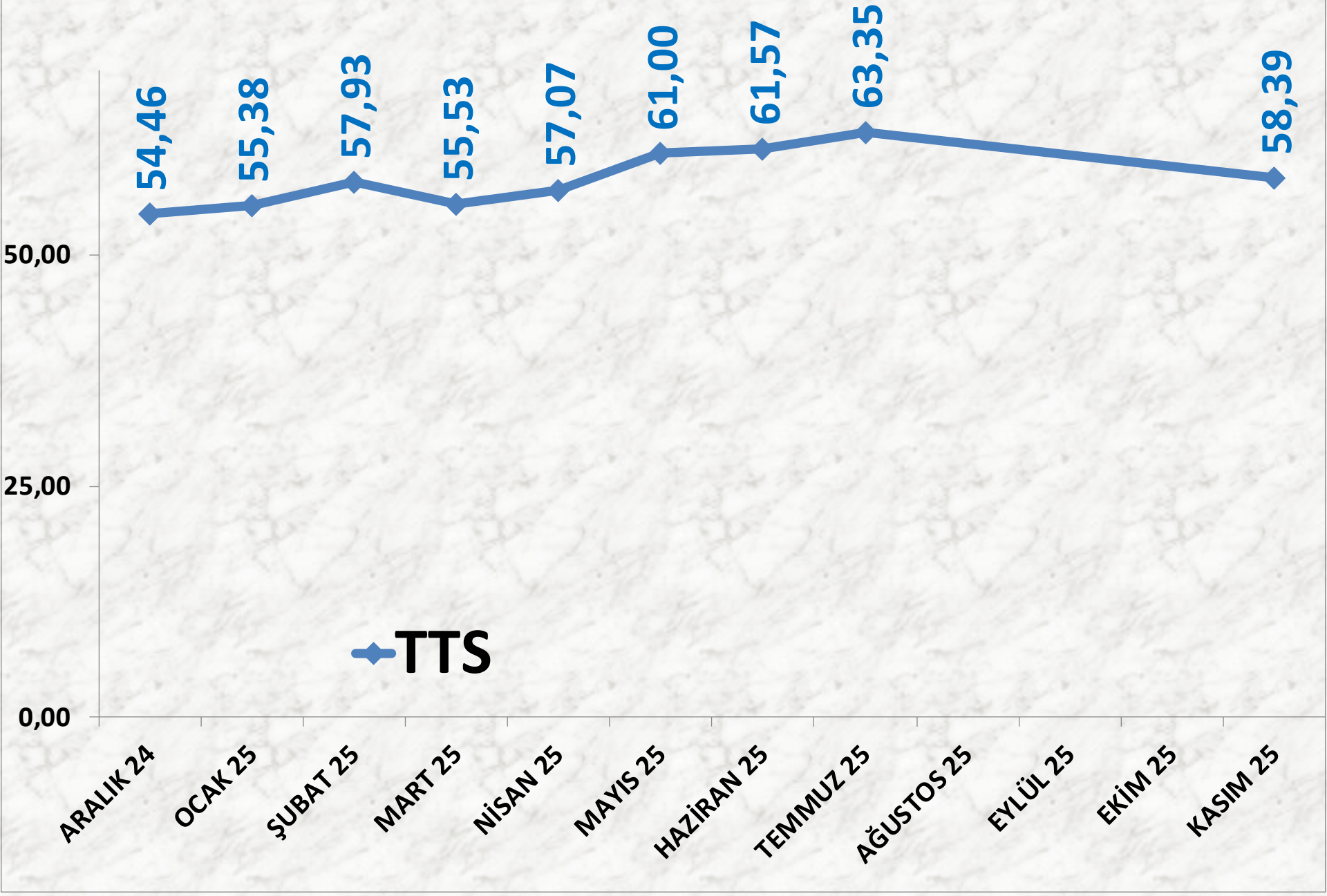
İŞLEM MİKTARI TON	2023 KASIM	2024 KASIM		2025 KASIM	
MTS	695 TON	-39%	422 TON	-30%	295 TON

EN AZ FİYAT	2023 KASIM	2024 KASIM		2025 KASIM	
MTS	40,00 TL	34%	53,50 TL	7%	57,50 TL

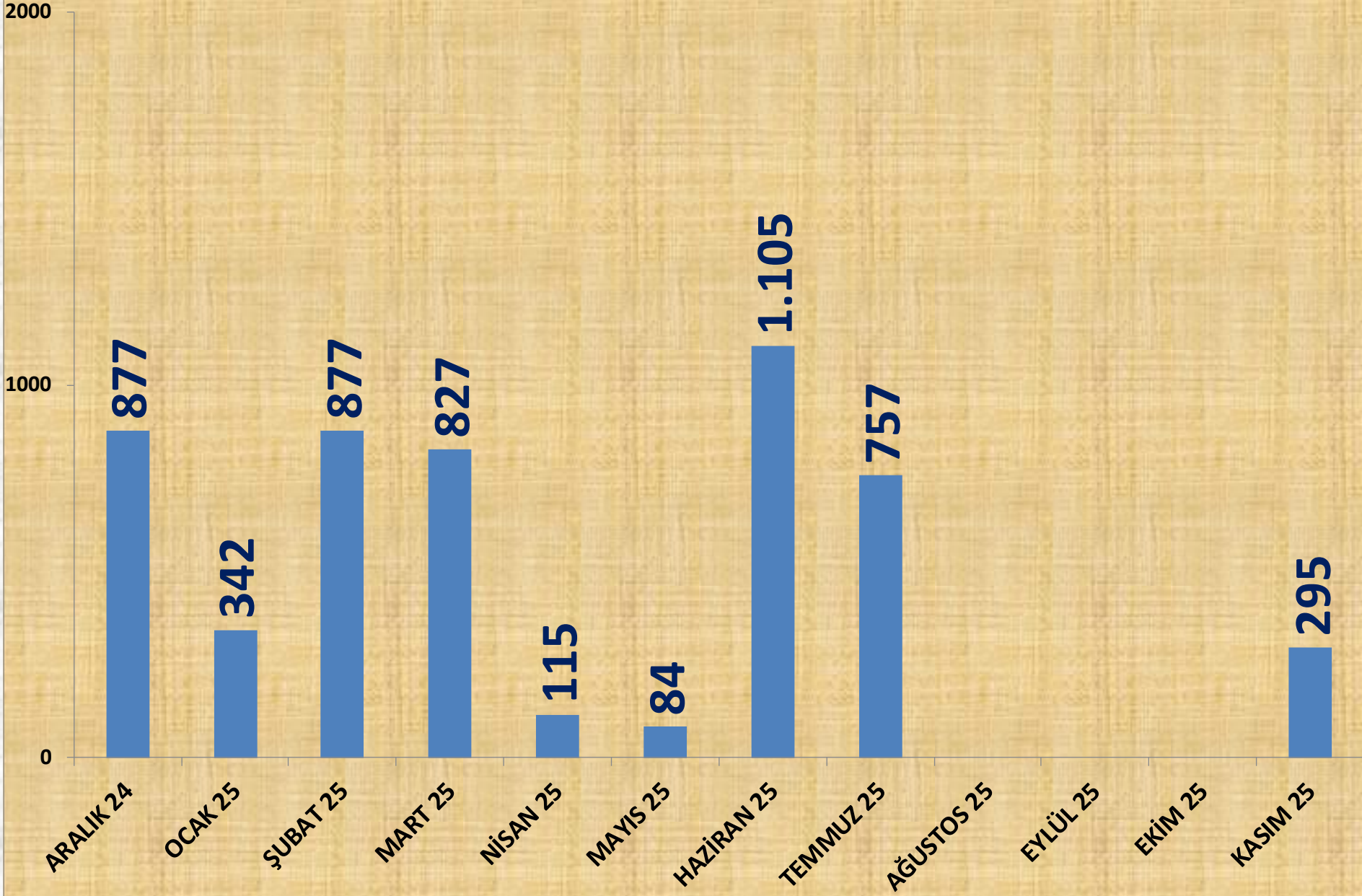
EN ÇOK FİYAT	2023 KASIM	2024 KASIM		2025 KASIM	
MTS	46,00 TL	18%	54,50 TL	17%	64,00 TL

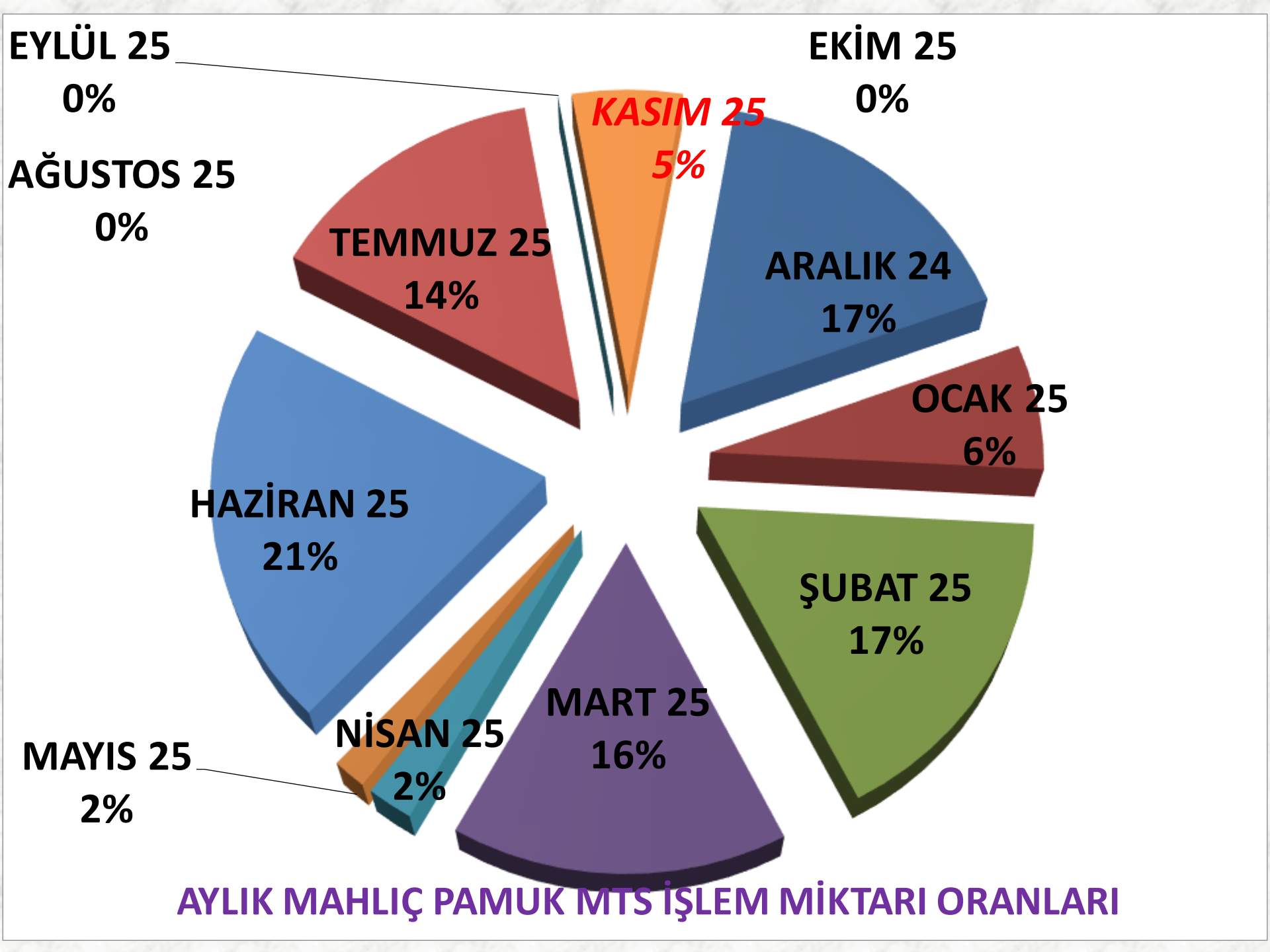
ORTALAMA FİYAT	2023 KASIM	2024 KASIM		2025 KASIM	
MTS	45,01 TL	20%	54,00 TL	8%	58,39 TL

AYLIK MAHLIÇ PAMUK FİYAT TRENDİ (TL)

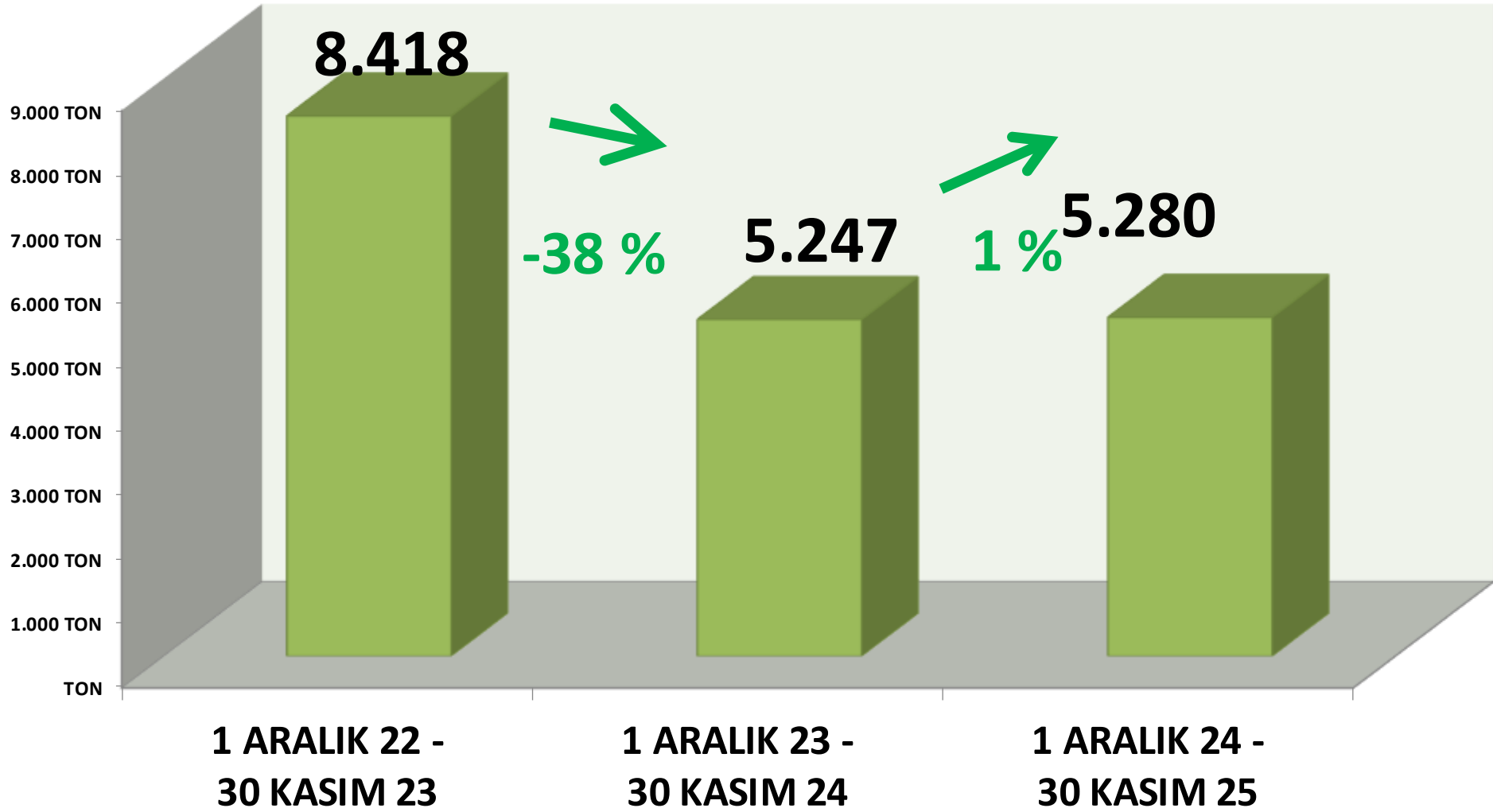


AYLIK MAHLIÇ PAMUK İŞLEM MİKTARI (TON)

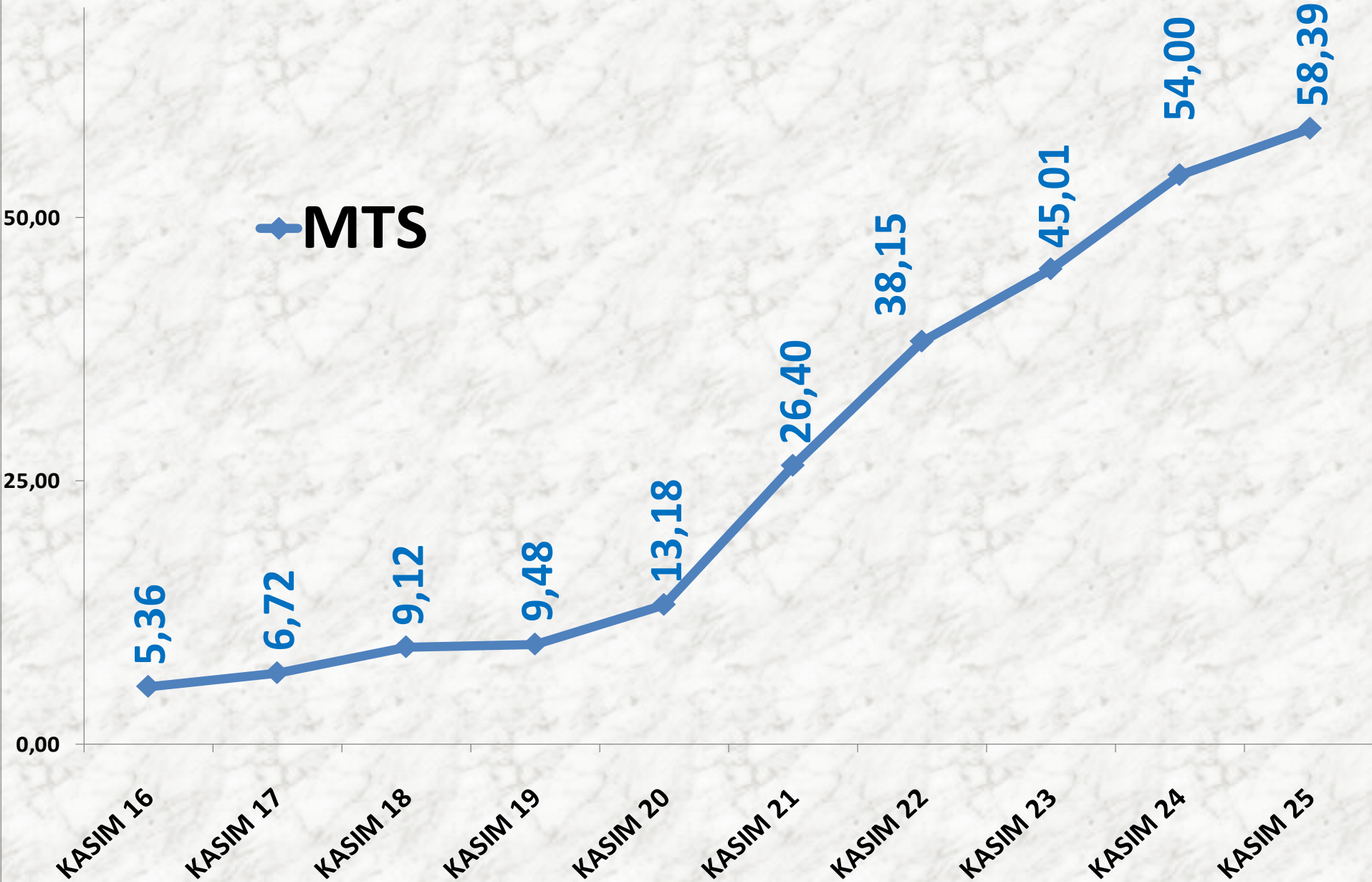




YILLIK MAHLIÇ PAMUK İŞLEM MİKTARI



KASIM AYLARI MAHLIÇ PAMUK FİYAT TRENDİ (TL)



KEKİK

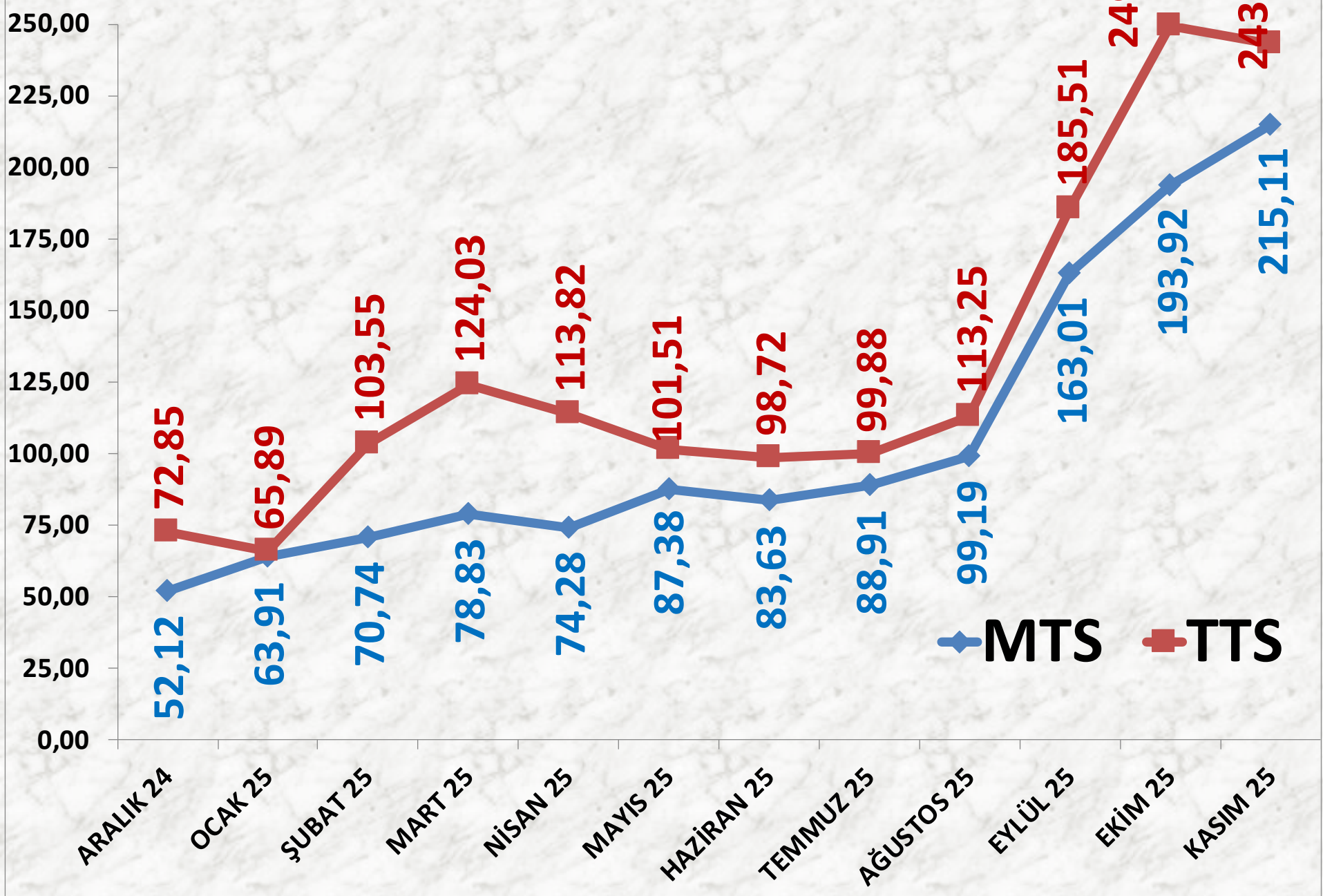
İŞLEM MİKTARI TON	2023 KASIM	2024 KASIM		2025 KASIM	
MTS	1.479 TON	-39%	899 TON	-28%	644 TON
TTS	1.022 TON	-17%	846 TON	-22%	657 TON

EN AZ FİYAT	2023 KASIM	2024 KASIM		2025 KASIM	
MTS	10,00 TL	300%	40,00 TL	79%	71,43 TL
TTS	15,00 TL	153%	38,00 TL	32%	50,00 TL

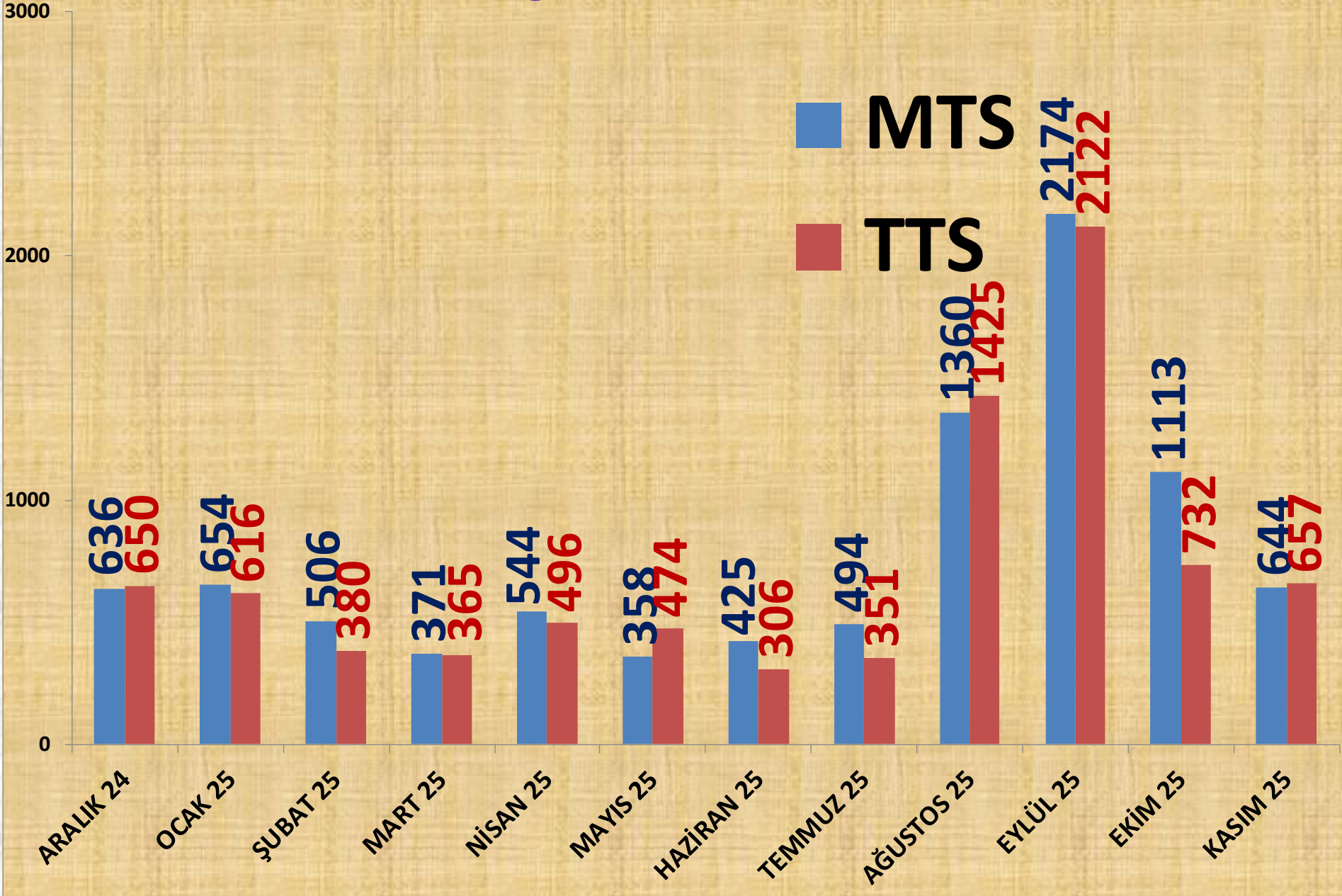
EN ÇOK FİYAT	2023 KASIM	2024 KASIM		2025 KASIM	
MTS	37,25 TL	97%	73,47 TL	376%	350,00 TL
TTS	60,00 TL	75%	105,00 TL	371%	495,05 TL

ORTALAMA FİYAT	2023 KASIM	2024 KASIM		2025 KASIM	
MTS	20,39 TL	151%	51,09 TL	321%	215,11 TL
TTS	24,43 TL	144%	59,63 TL	308%	243,11 TL

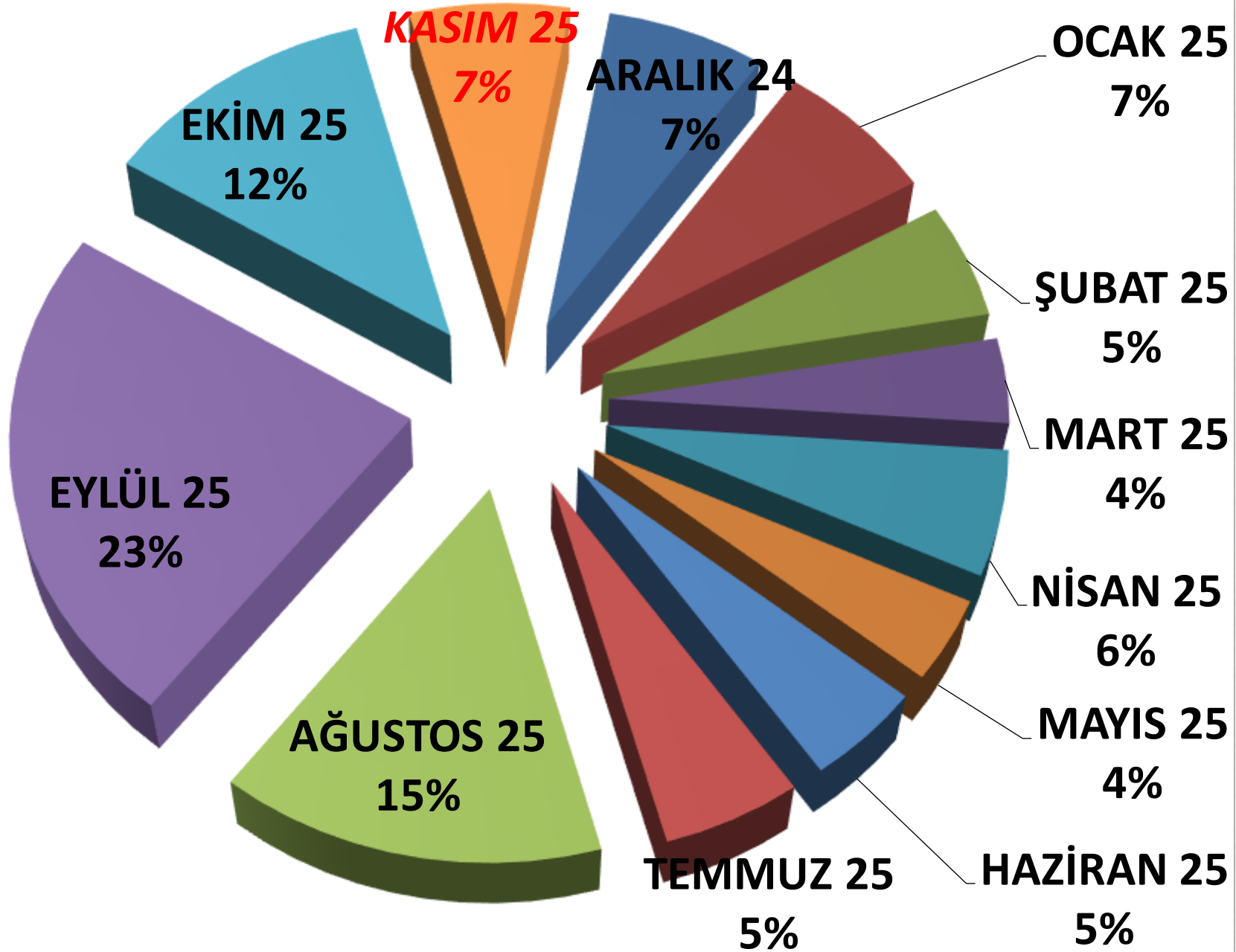
AYLIK KEKİK FİYAT TRENDİ (TL)



AYLIK KEKİK İŞLEM MİKTARI (TON)



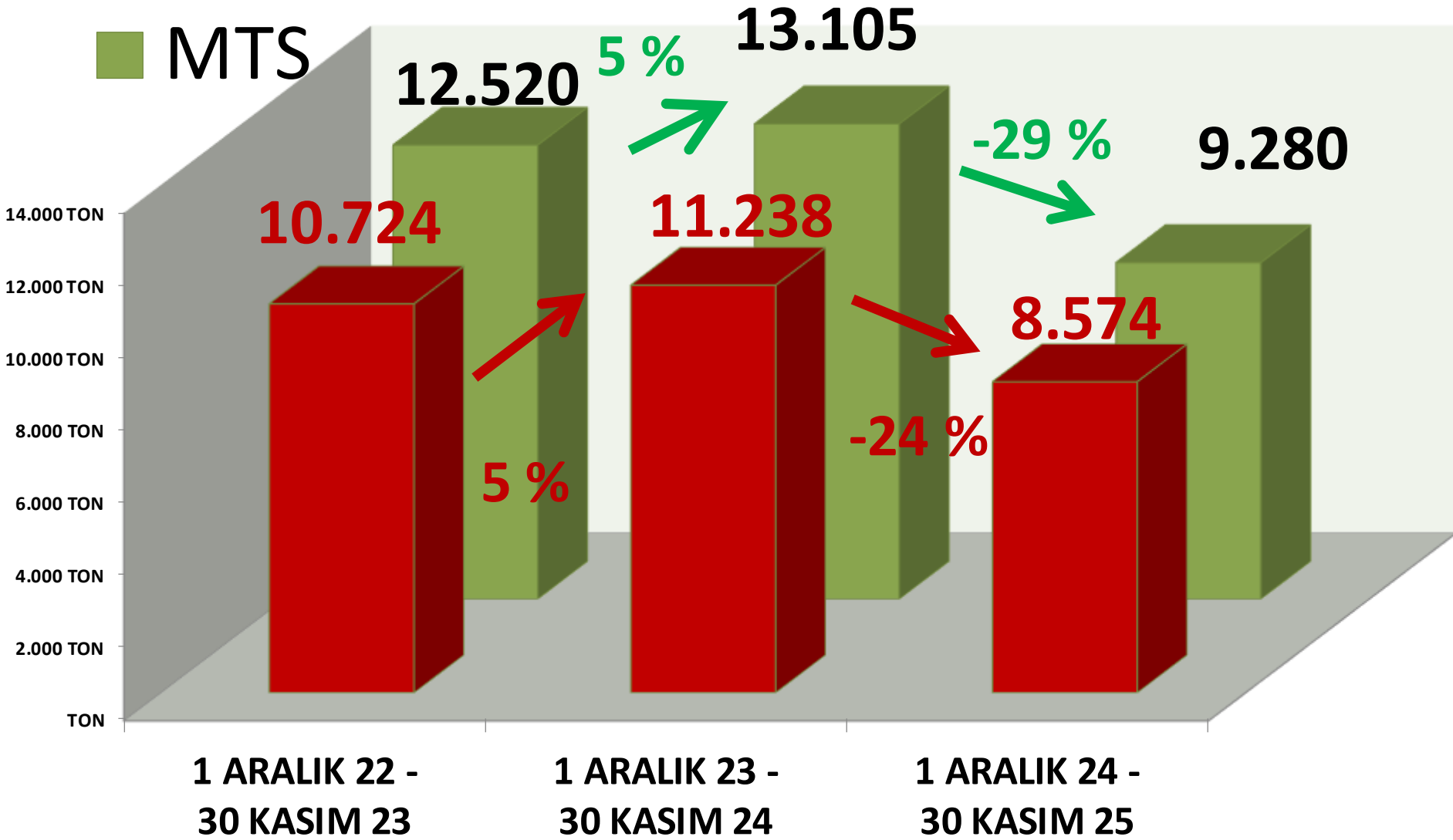
AYLIK KEKİK MTS İŞLEM MİKTARI ORANLARI



■ TTS

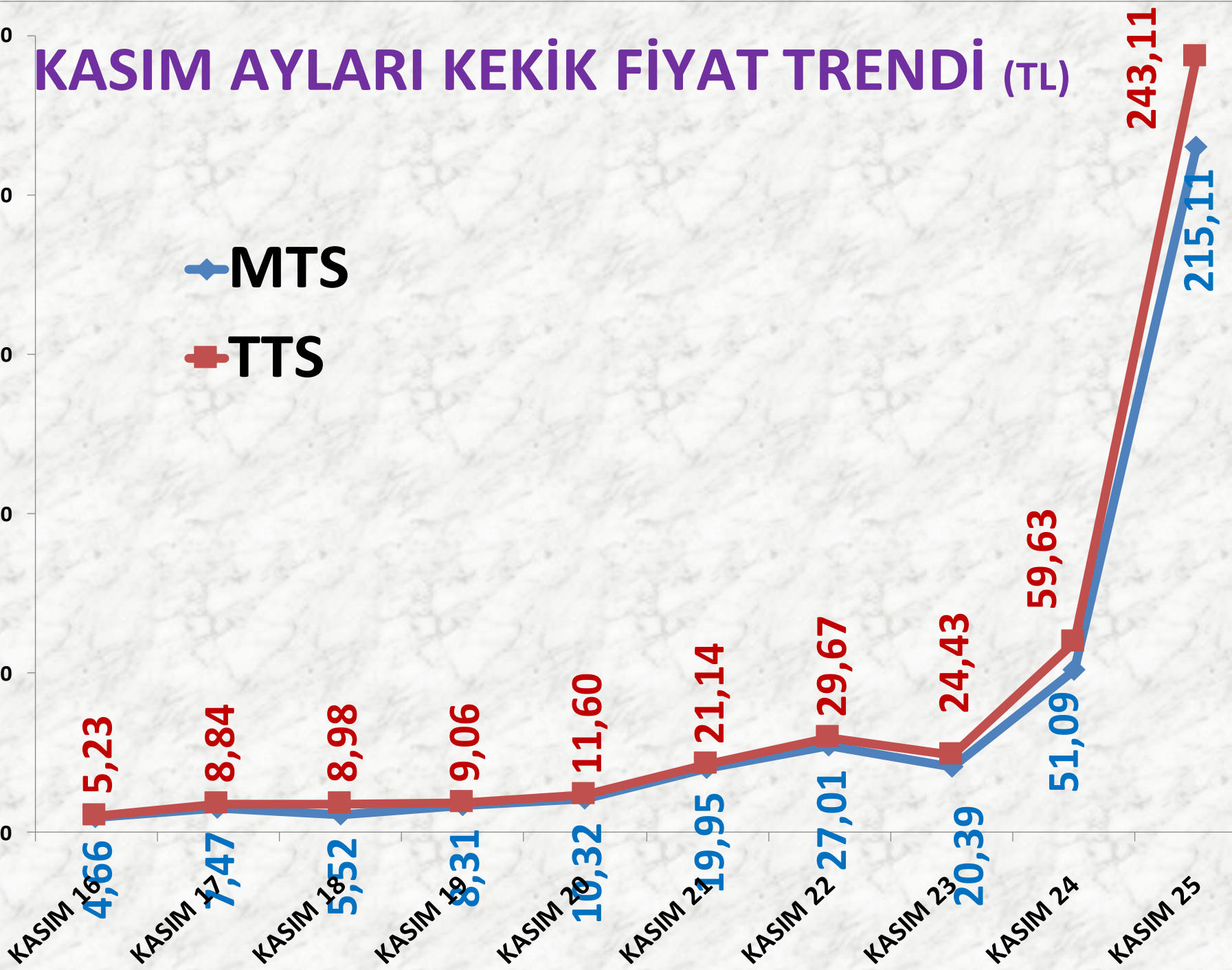
YILLIK KEKİK İŞLEM MİKTARI (TON)

■ MTS



KASIM AYLARI KEKİK FİYAT TRENDİ (TL)

◆ MTS
■ TTS



ANASON

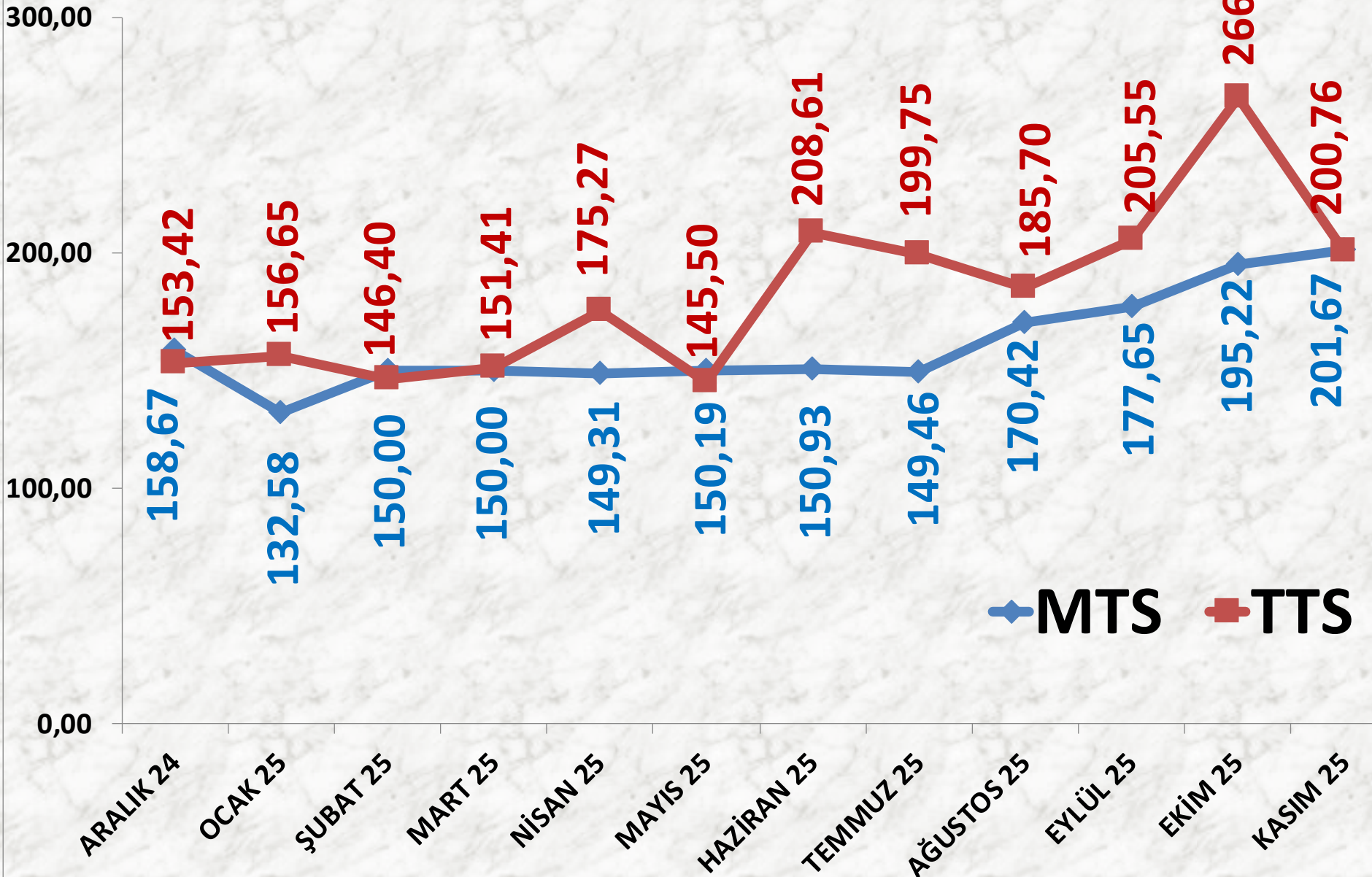
İŞLEM MİKTARI TON	2023 KASIM	2024 KASIM		2025 KASIM	
MTS	45 TON	43%	65 TON	-15%	55 TON
TTS	182 TON	-95%	8 TON	3698%	318 TON

EN AZ FİYAT	2023 KASIM	2024 KASIM		2025 KASIM	
MTS	133,50 TL	10%	147,00 TL	21%	177,60 TL
TTS	133,00 TL	30%	172,42 TL	-59%	70,00 TL

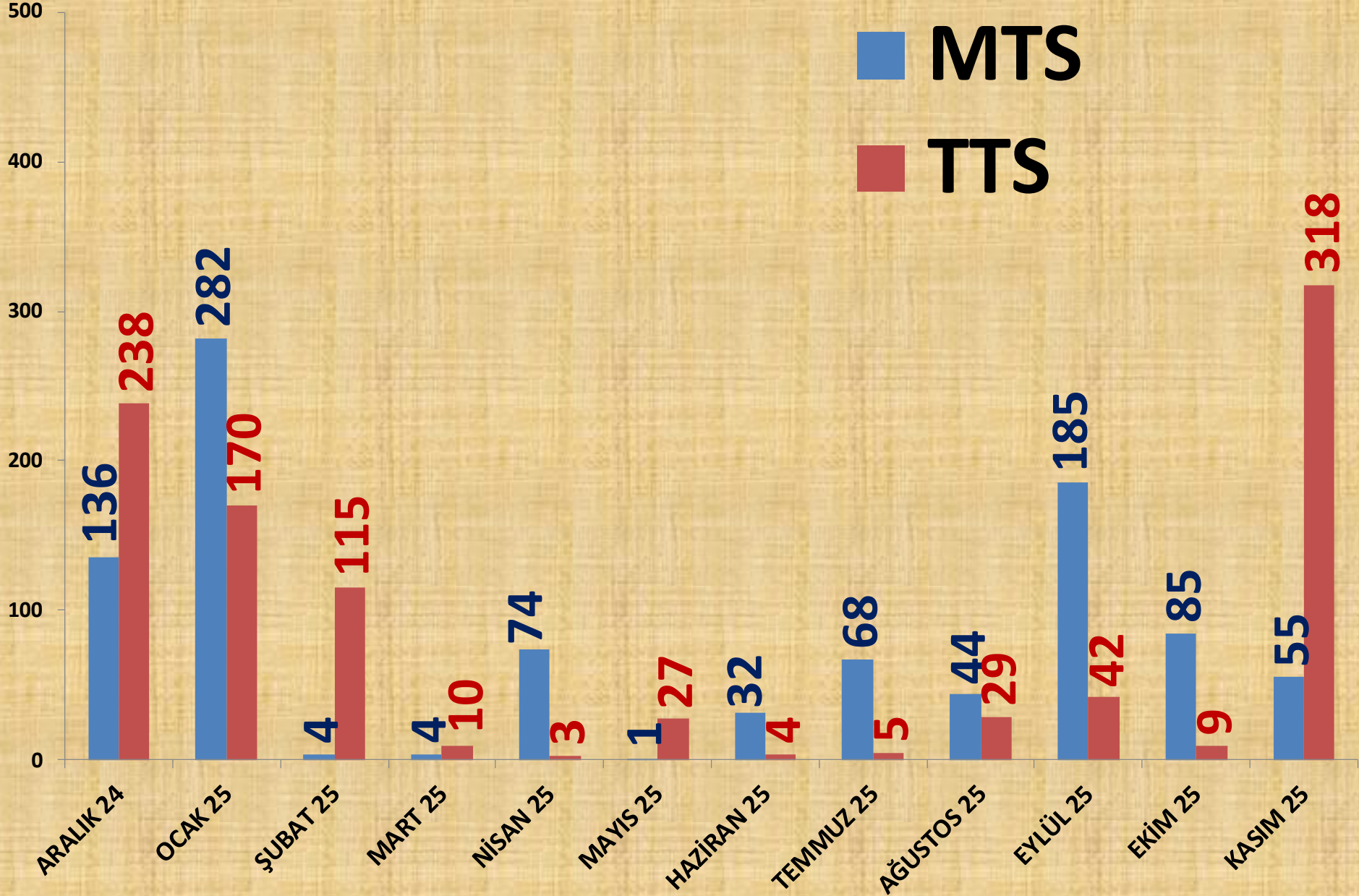
EN ÇOK FİYAT	2023 KASIM	2024 KASIM		2025 KASIM	
MTS	140,00 TL	8%	151,80 TL	71%	260,00 TL
TTS	145,33 TL	19%	172,42 TL	66%	287,00 TL

ORTALAMA FİYAT	2023 KASIM	2024 KASIM		2025 KASIM	
MTS	138,91 TL	6%	147,21 TL	37%	201,67 TL
TTS	134,76 TL	28%	172,42 TL	16%	200,76 TL

AYLIK ANASON FİYAT TRENDİ (TL)



AYLIK ANASON İŞLEM MİKTARI (TON)



KASIM 25

6%

ARALIK 24

14%

MART 25

0%

EKİM 25

9%

EYLÜL 25

19%

MAYIS 25

0%

OCAK 25

29%

AĞUSTOS 25

5%

NİSAN 25

8%

HAZİRAN 25

3%

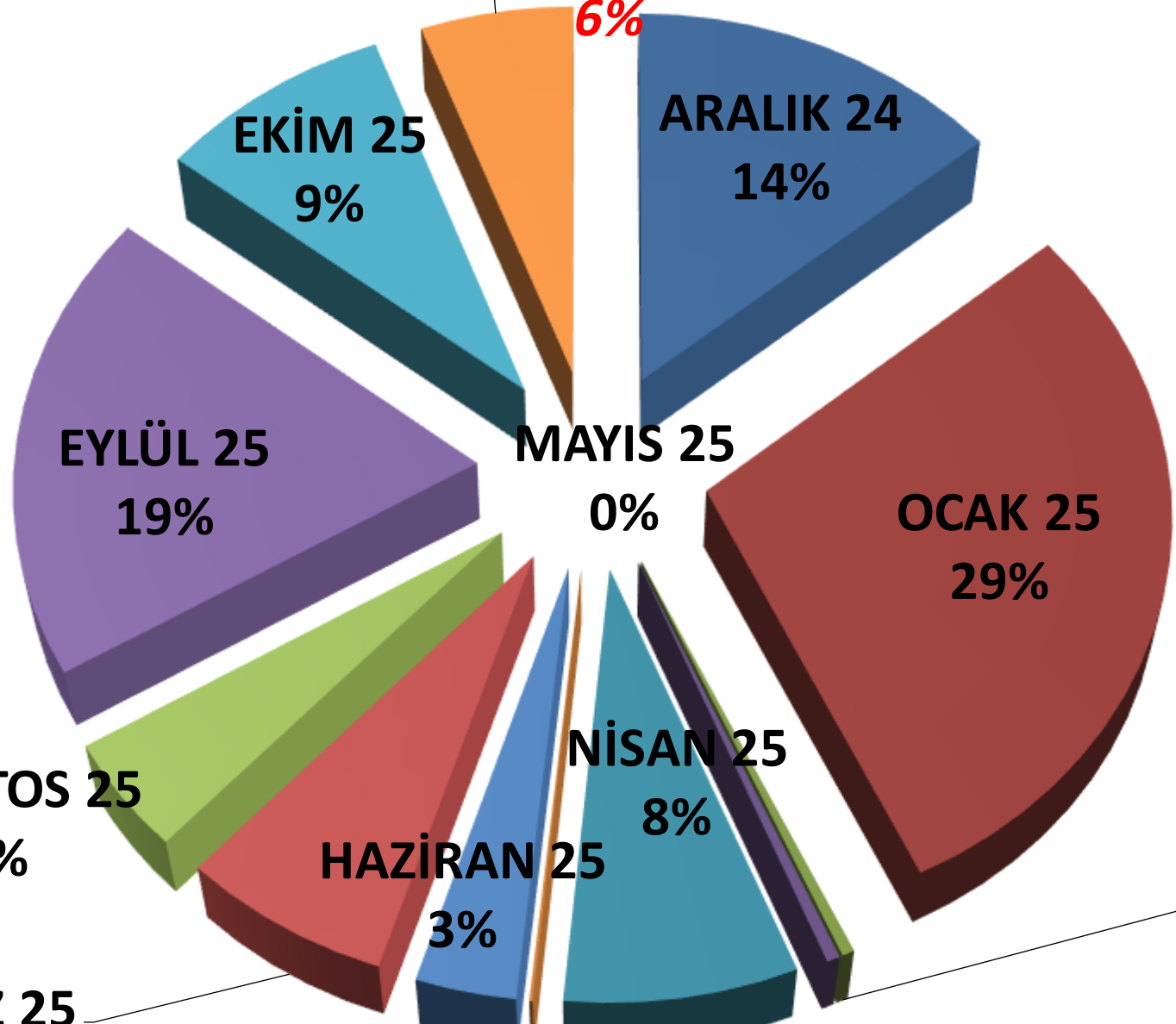
ŞUBAT 25

0%

TEMMUZ 25

7%

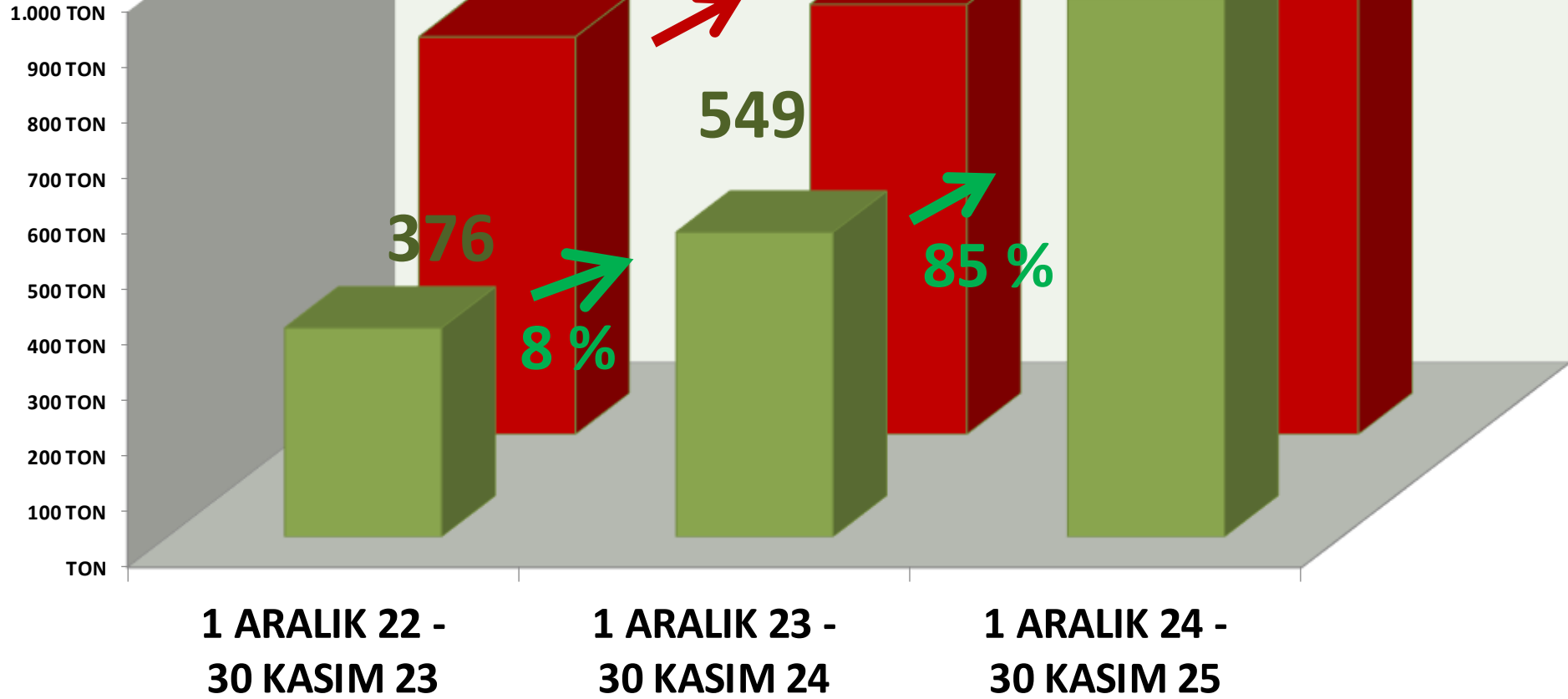
AYLIK ANASON MTS İŞLEM MİKTARI ORANLARI



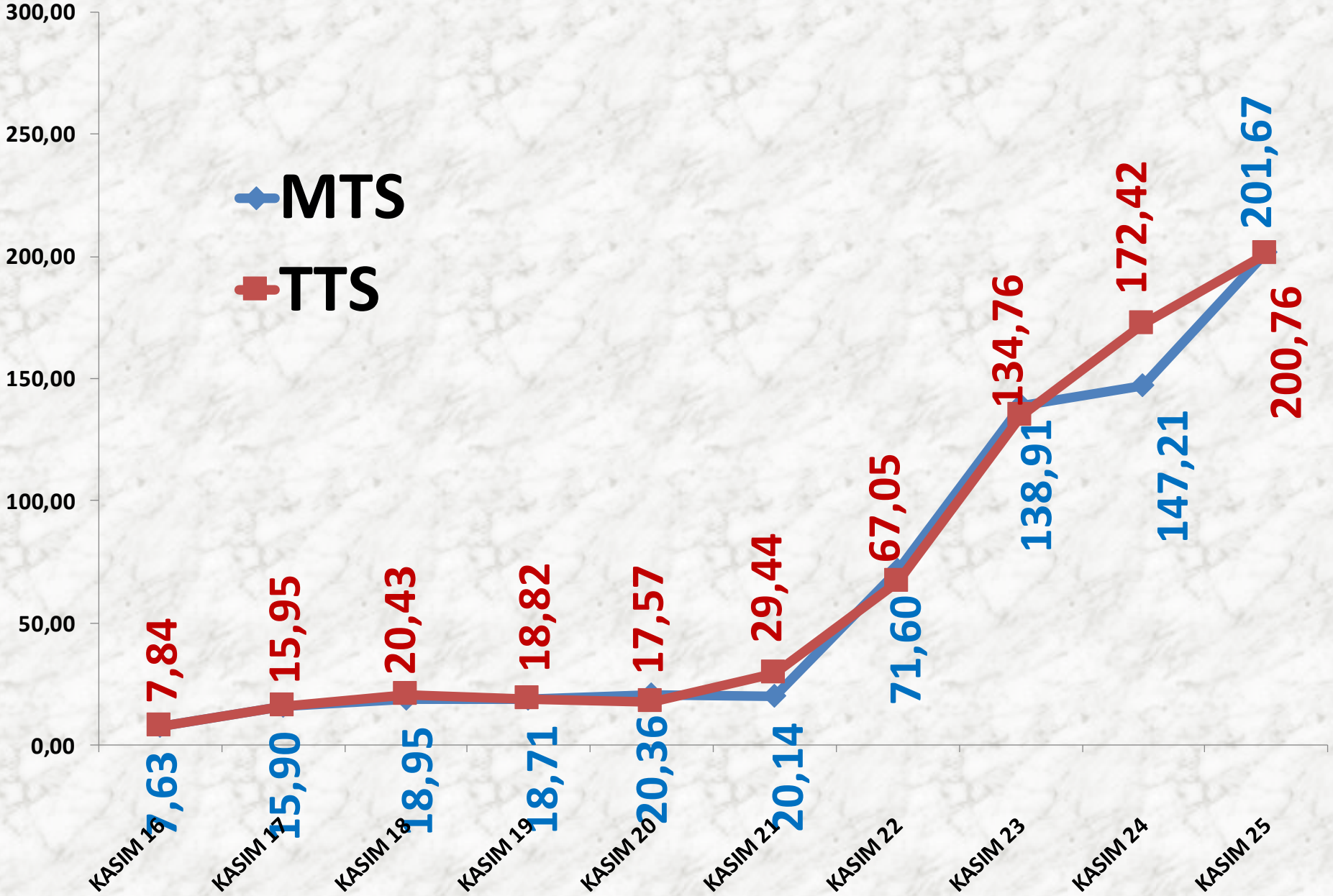
■ MTS

YILLIK ANASON İŞLEM MİKTARI (TON)

■ TTS



KASIM AYLARI ANASON FİYAT TRENDİ (TL)



YAPRAK TÜTÜN

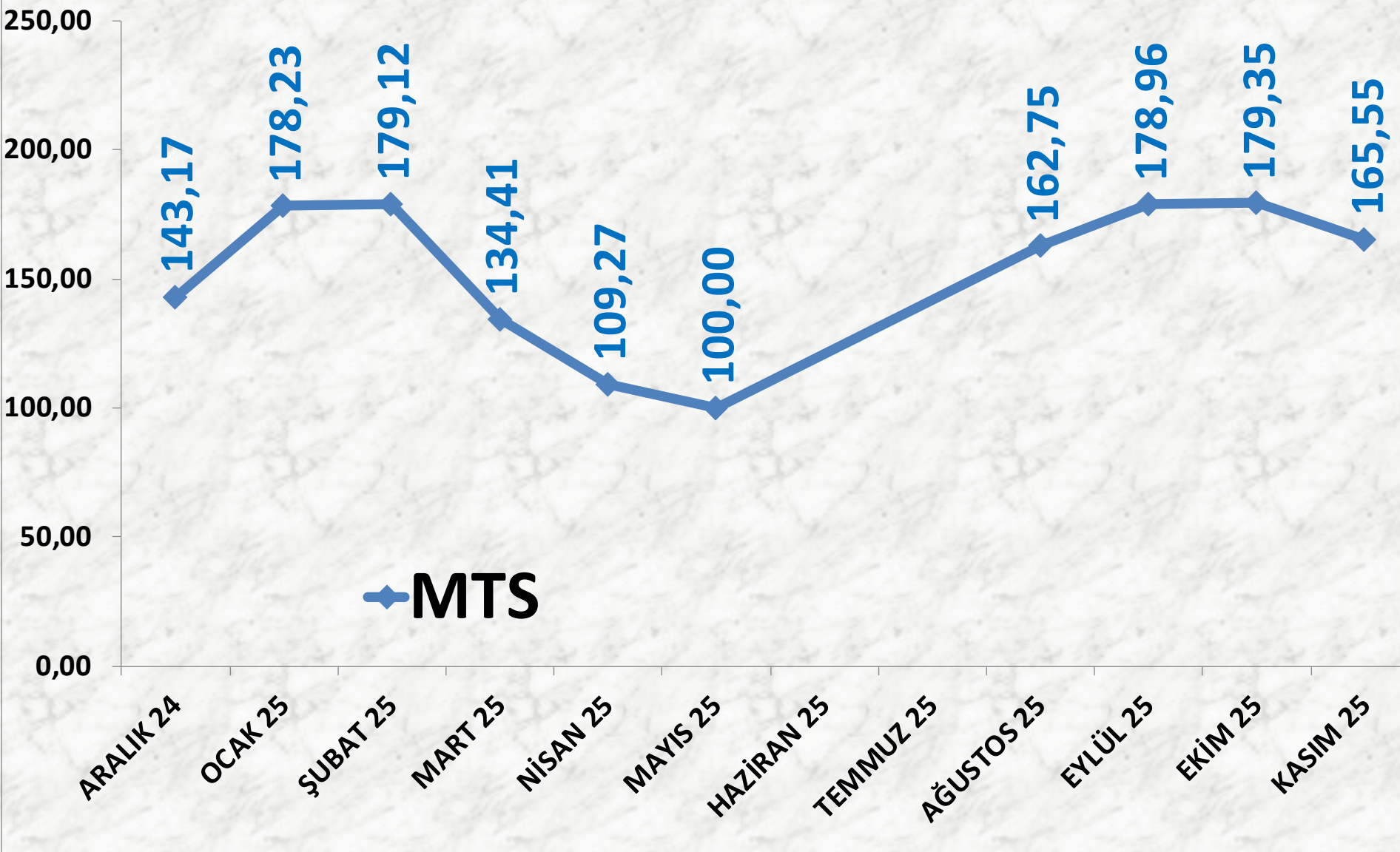
İŞLEM MİKTARI TON	2023 KASIM	2024 KASIM		2025 KASIM	
MTS	1.354 TON	84%	2.487 TON	60%	3.987 TON

EN AZ FİYAT	2023 KASIM	2024 KASIM		2025 KASIM	
MTS	48,00 TL	81%	86,87 TL	-19%	70,00 TL

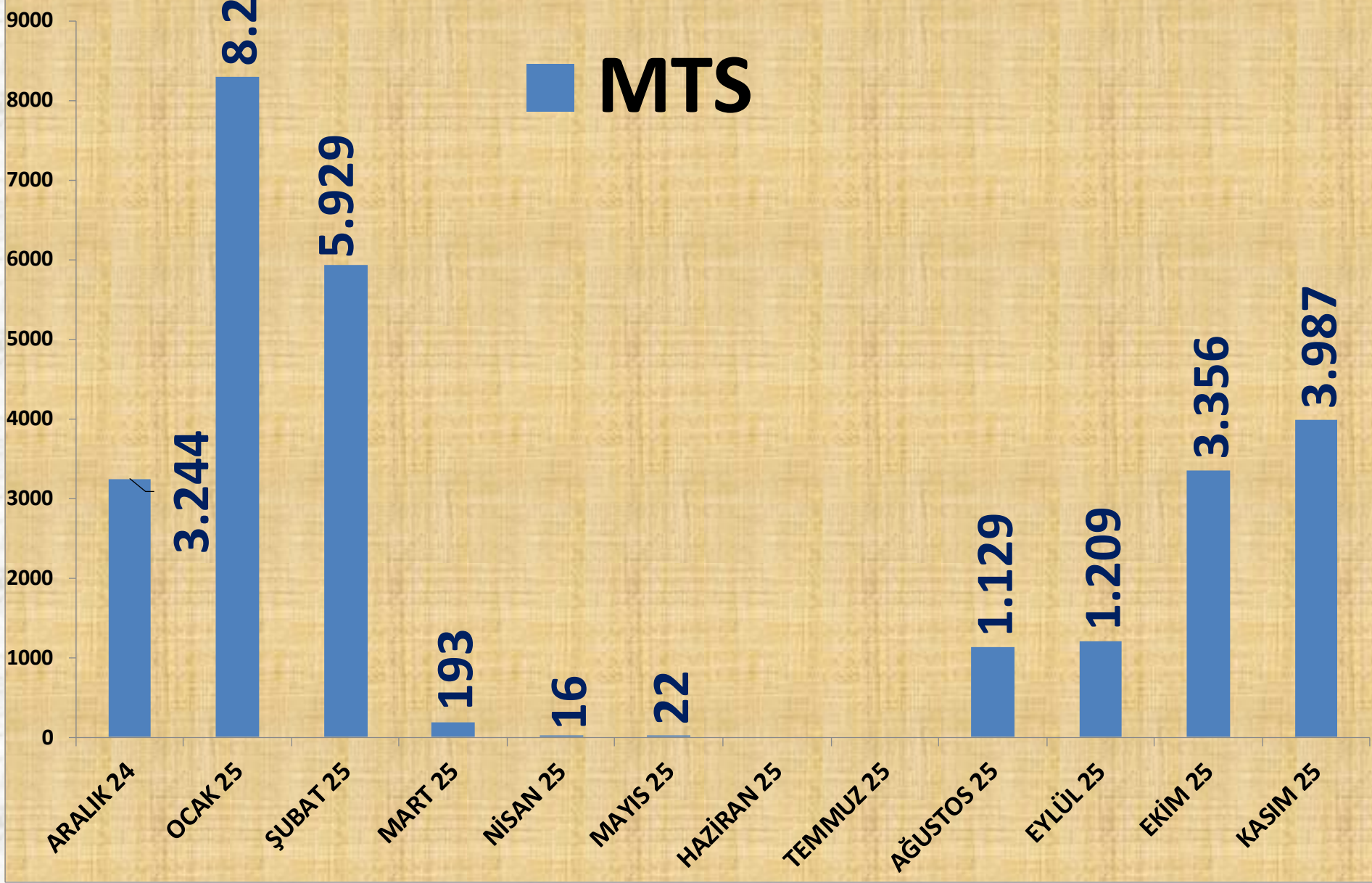
EN ÇOK FİYAT	2023 KASIM	2024 KASIM		2025 KASIM	
MTS	115,00 TL	57%	180,00 TL	233%	600,00 TL

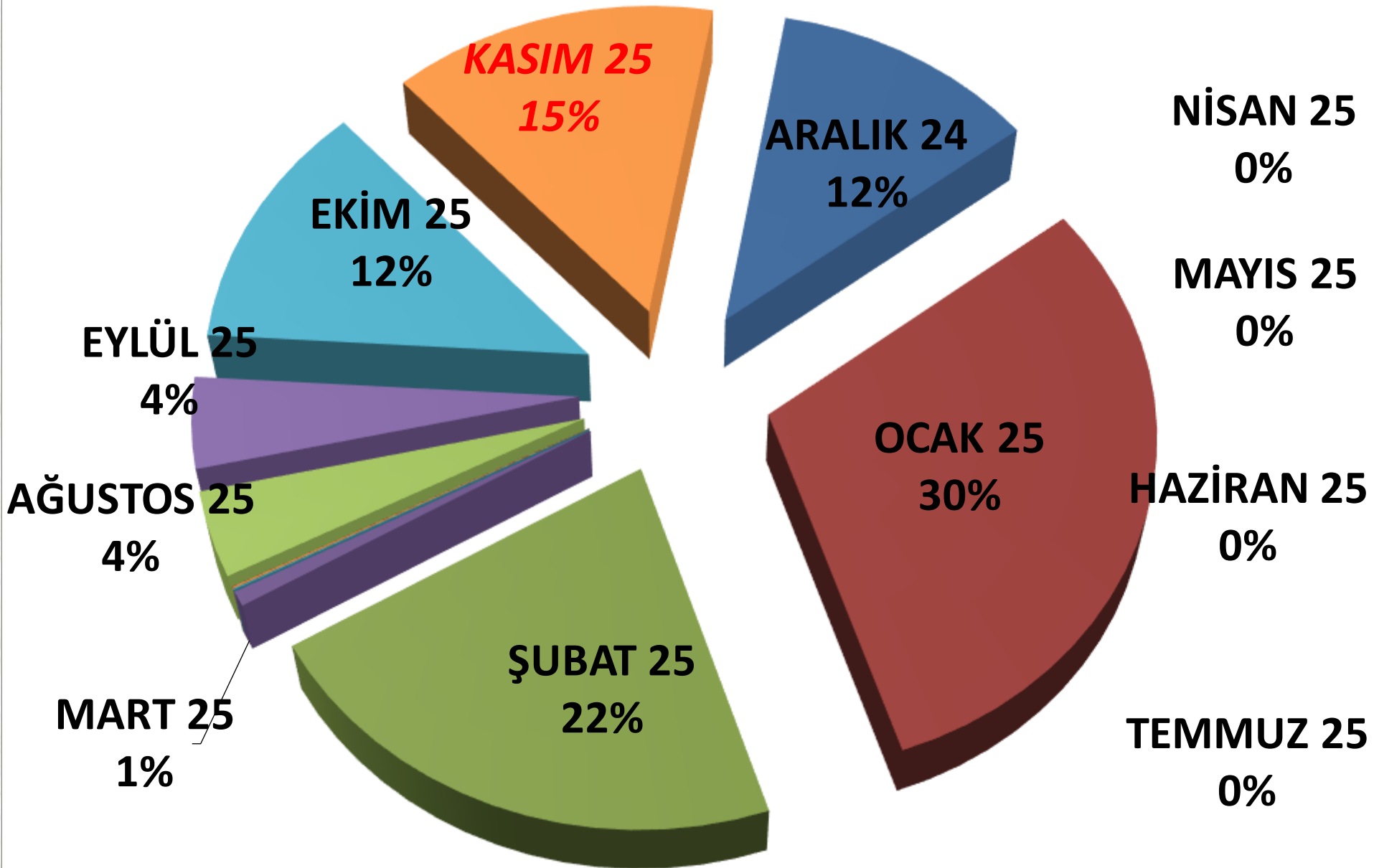
ORTALAMA FİYAT	2023 KASIM	2024 KASIM		2025 KASIM	
MTS	76,53 TL	57%	119,99 TL	38%	165,55 TL

AYLIK TÜTÜN FİYAT TRENDİ (TL)



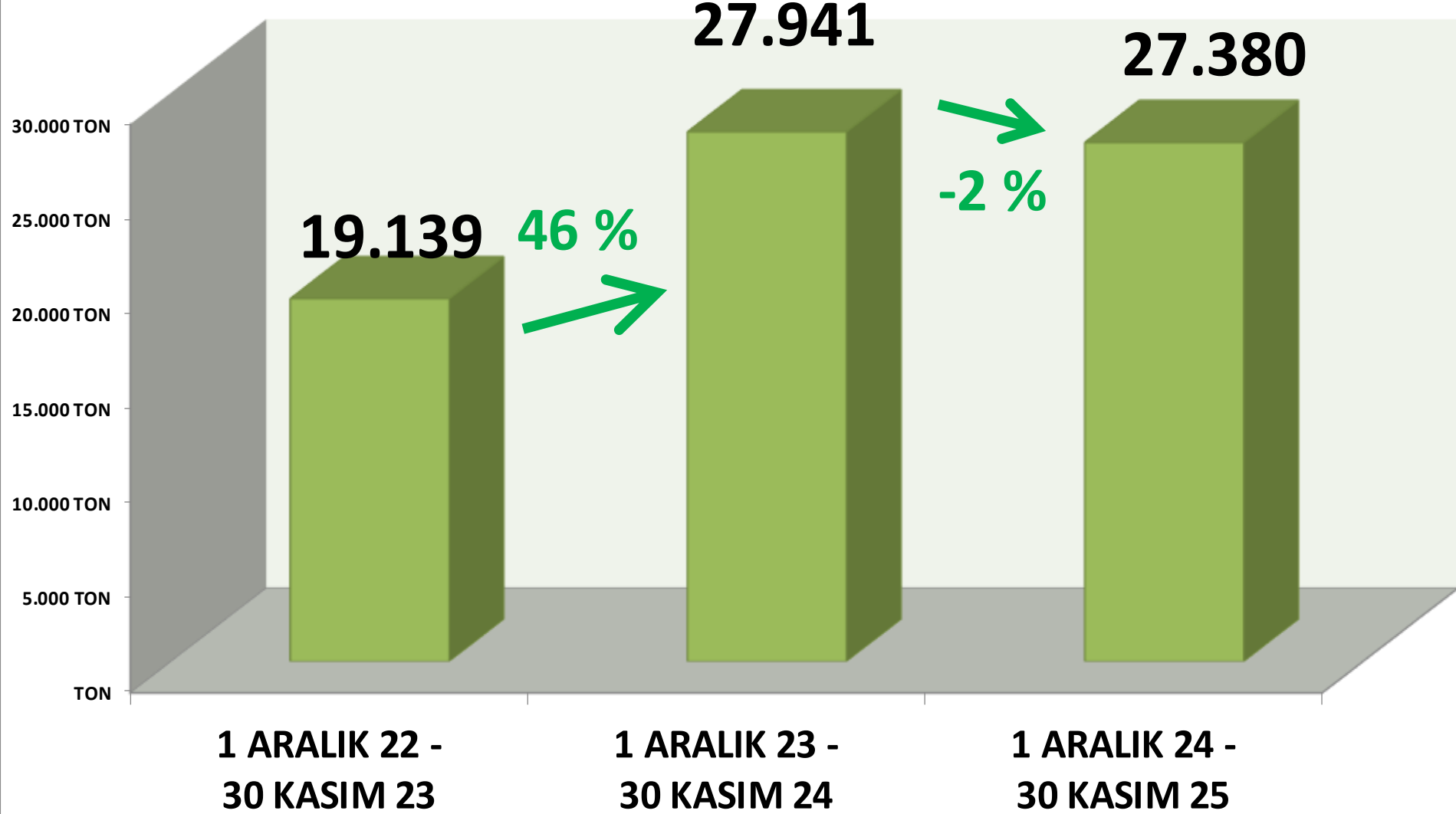
AYLIK TÜTÜN İŞLEM MİKTARI (TON)





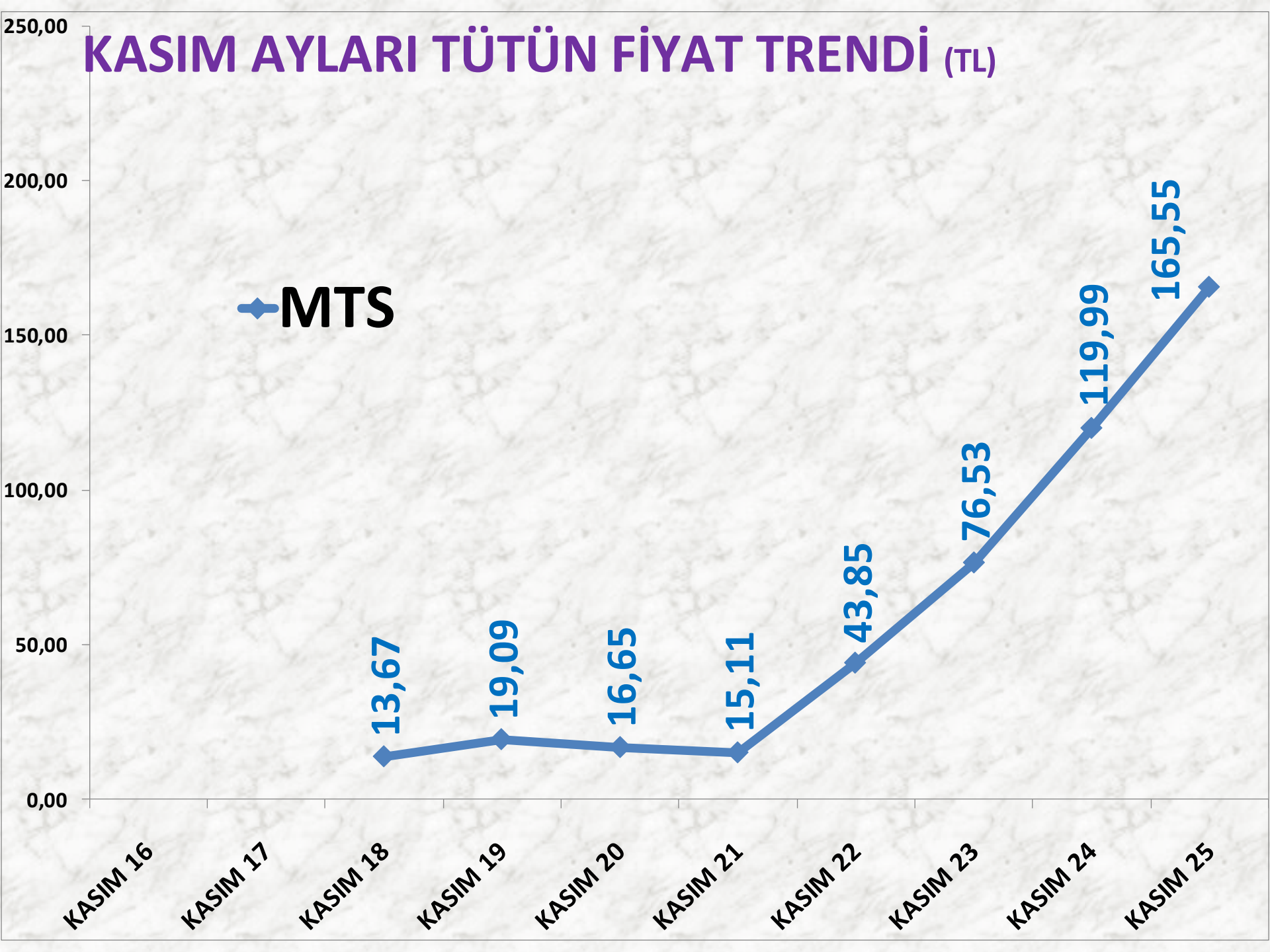
AYLIK TÛTÛN MTS İŐLEM MİKTARI ORANLARI

YILLIK TÜTÜN İŞLEM MİKTARI (TON)



KASIM AYLARI TÜTÜN FİYAT TRENDİ (TL)

◆ MTS



KASAPLIK CANLI HAYVAN

BÜYÜKBAŞ İŞLEM MİKTARI

İŞLEM MİKTARI ADET	2023 KASIM	2024 KASIM		2025 KASIM	
MTS	1.440 ADET	28%	1.841 ADET	20%	2.215 ADET
TTS	383 ADET	89%	724 ADET	-69%	224 ADET

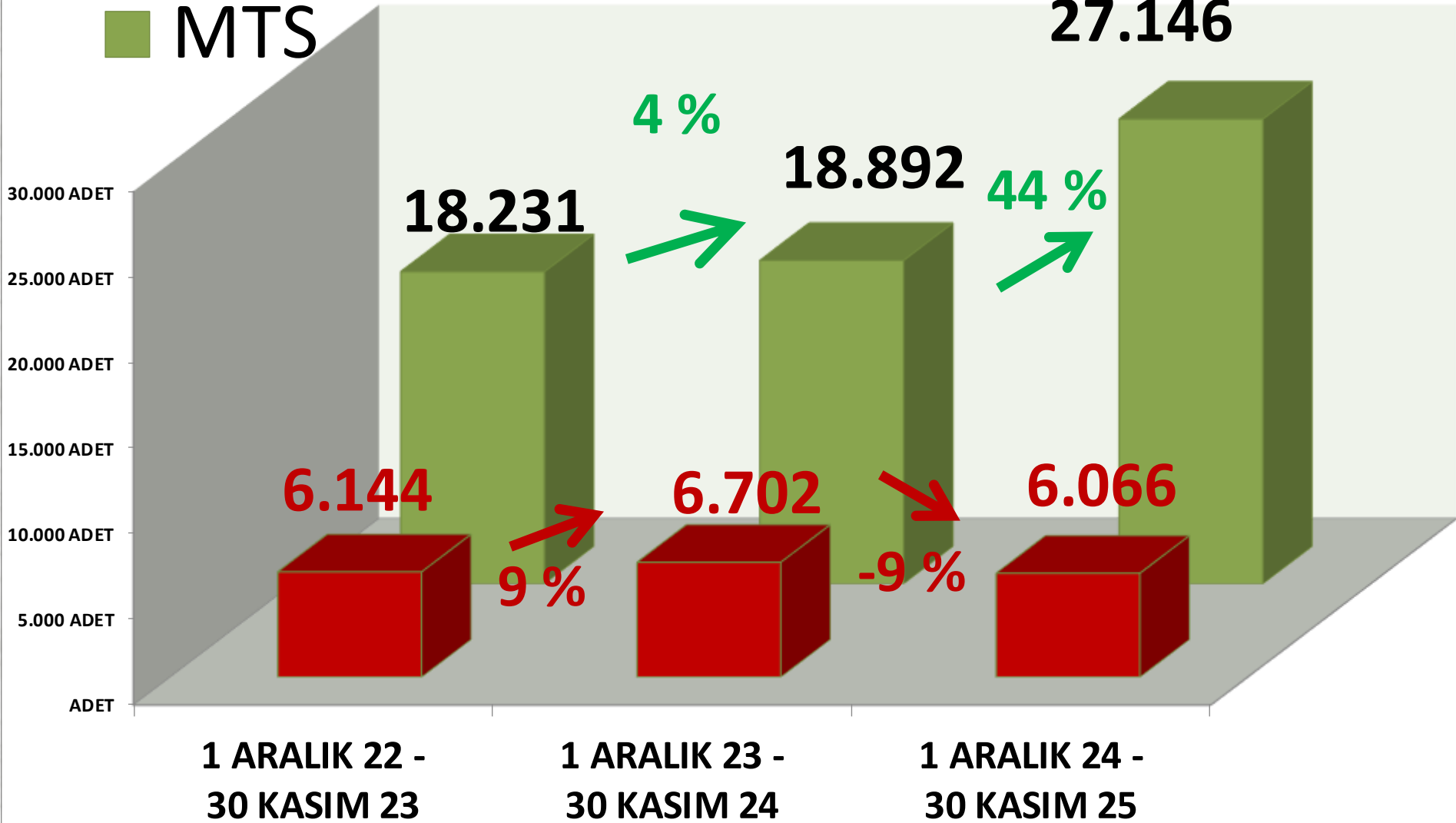
KÜÇÜKBAŞ İŞLEM MİKTARI

İŞLEM MİKTARI ADET	2023 KASIM	2024 KASIM		2025 KASIM	
MTS	5.465 ADET	16%	6.329 ADET	17%	7.431 ADET
TTS	267 ADET	222%	860 ADET	-56%	379 ADET

■ TTS

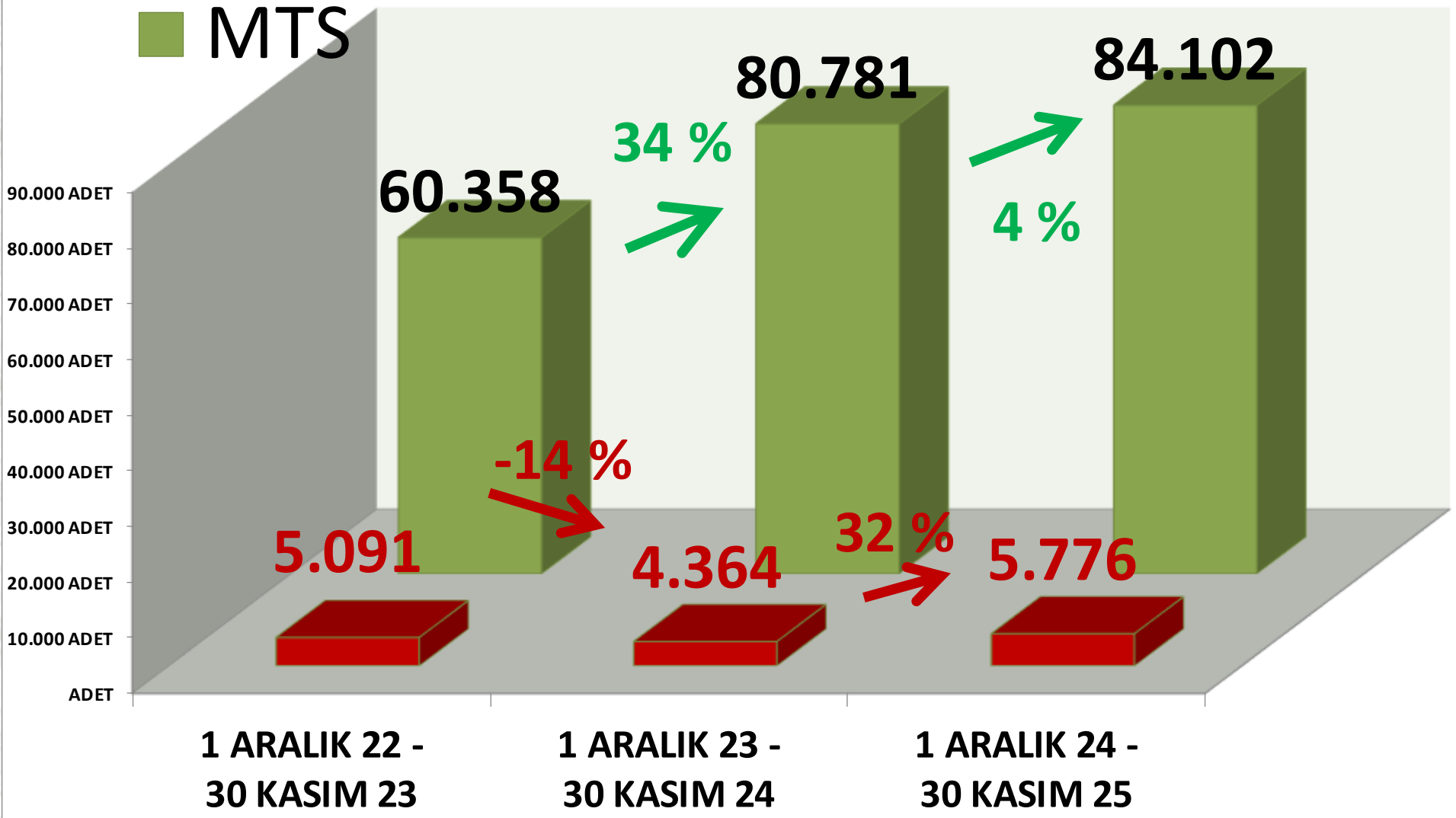
YILLIK BÜYÜKBAŞ İŞLEM MİKTARI (TON)

■ MTS



TTS YILLIK KÜÇÜKBAŞ İŞLEM MİKTARI (TON)

■ TTS
■ MTS





DINLEDİĞİNİZ İÇİN
TEŞEKKÜR EDERİM

RECEP MENGİ

