

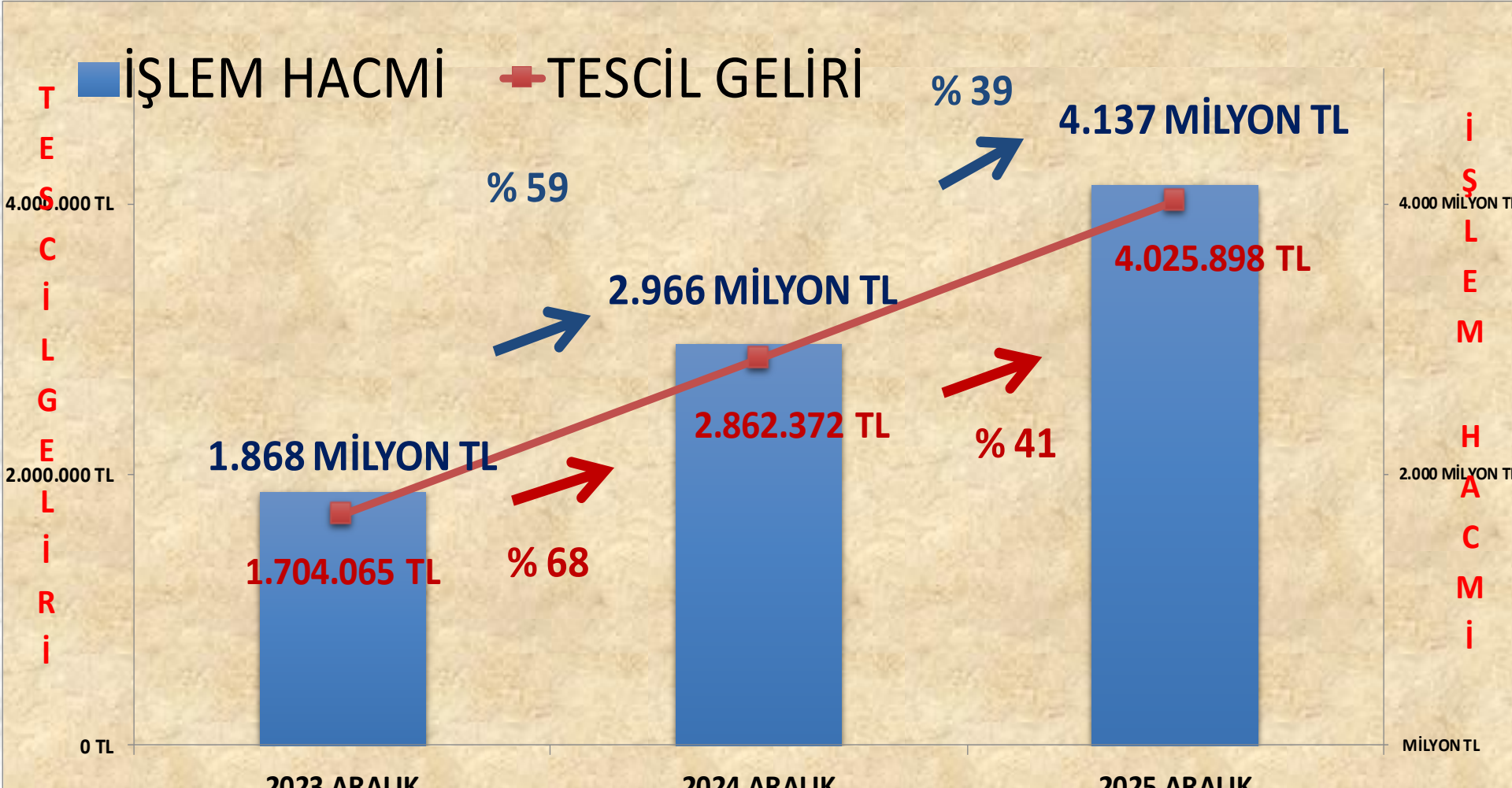


ARALIK 2025 TESCİL SUNUMU



İŞLEM HACMİ VE TESCİL GELİRİ VERİLERİ

	2023 ARALIK		2024 ARALIK		2025 ARALIK
İŞLEM HACMİ	1.868 MİLYON TL	59%	2.966 MİLYON TL	39%	4.137 MİLYON TL
TESCİL GELİRİ	1.704.065 TL	68%	2.862.372 TL	41%	4.025.898 TL



2024 ARALIK

ÜRÜN GRUBU	Miktar(kg./lt/adet)	Tutar(TL)
BAKLIYAT VE MAMÜLLERİ	526.421	28.404.976
BİTKİSEL YAĞLAR	167	50.403
KOTASYON DIŐI ÜRÜNLER	44.128.032	1.196.779.668
HAM DERİLER VE BAĞIRSAKLAR	9.536	161.116
HAYVANSAL YAĞLAR	0	0
HUBUBAT .	44.192.590	378.693.405
HUBUBAT MAMÜLLERİ	151.095	2.151.991
KASAPLIK CANLI HAYVANLAR	8.606	291.989.142
KURU MEYVELER	1.560.449	142.500.996
ORMAN MAHSÜLLERİ	303.295	12.790.230
TEKSTİL HAMMADDELERİ	15.627.861	387.284.659
YAĞLI TOHUMLAR	13.366.996	525.067.124
<u>TOPLAM</u>	119.875.048	2.965.873.710

2025 ARALIK

ÜRÜN GRUBU	Miktar(kg./lt/adet)	Tutar(TL)
BAKLİYAT VE MAMÜLLERİ	1.536.889	110.760.921
BİTKİSEL YAĞLAR	17.126	3.876.861
KOTASYON DIŞI ÜRÜNLER	45.309.016	1.842.811.562
HAM DERİLER VE BAĞIRSAKLAR	82.117	1.422.009
HAYVANSAL YAĞLAR	1.135	53.719
HUBUBAT .	58.756.065	632.752.180
HUBUBAT MAMÜLLERİ	47.055	909.885
KASAPLIK CANLI HAYVANLAR	10.240	406.024.610
KURU MEYVELER	1.496.195	211.721.277
ORMAN MAHSÜLLERİ	197.863	18.551.808
TEKSTİL HAMMADDELERİ	9.887.036	275.903.249
YAĞLI TOHUMLAR	11.201.966	631.974.425
<u>TOPLAM</u>	128.542.703	4.136.762.505

2024 ARALIK - 2025 ARALIK DEĞİŞİM

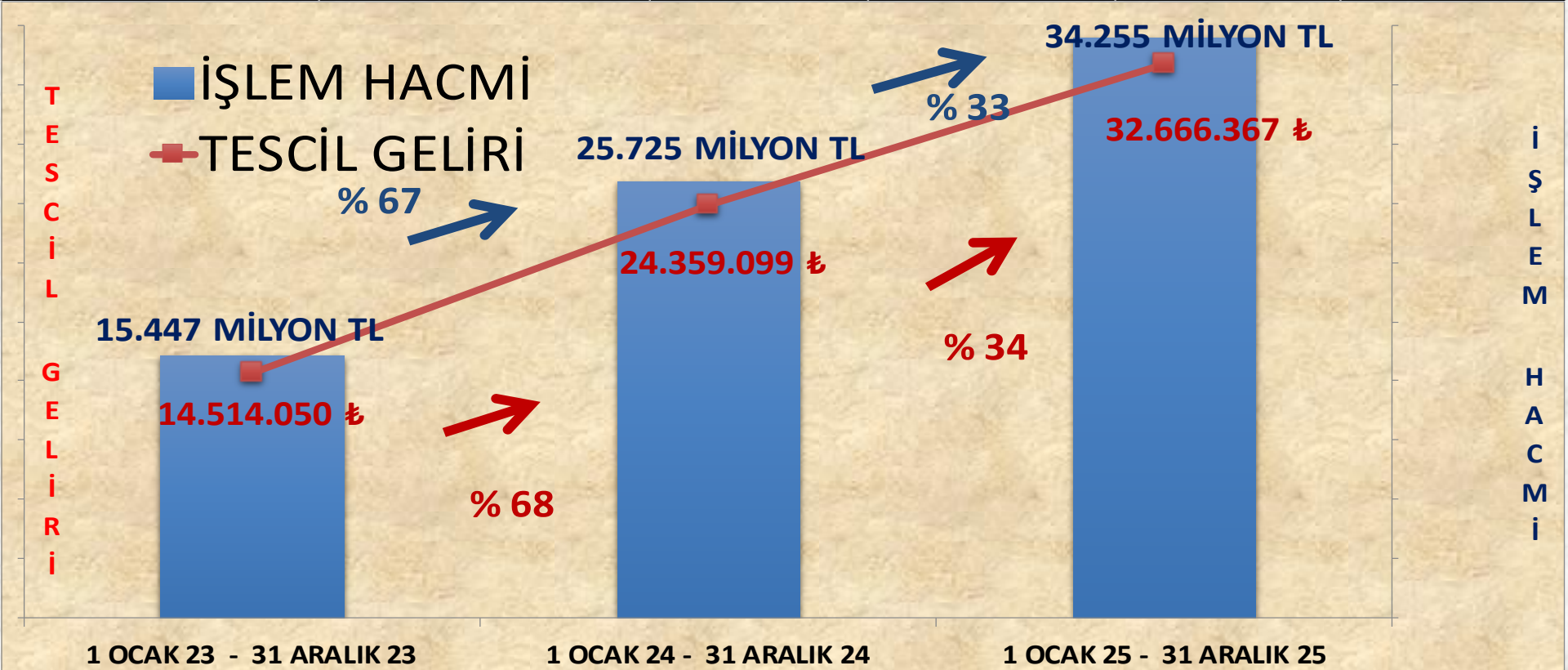
ÜRÜN GRUBU	Miktar(kg./lt/adet)	Tutar(TL)
BAKLİYAT VE MAMÜLLERİ	1.010.468	82.355.945
BİTKİSEL YAĞLAR	16.959	3.826.458
KOTASYON DIŞI ÜRÜNLER	1.180.984	646.031.894
HAM DERİLER VE BAĞIRSAKLAR	72.581	1.260.893
HAYVANSAL YAĞLAR	1.135	53.719
HUBUBAT .	14.563.475	254.058.774
HUBUBAT MAMÜLLERİ	-104.040	-1.242.106
KASAPLIK CANLI HAYVANLAR	1.634	114.035.468
KURU MEYVELER	-64.254	69.220.282
ORMAN MAHSÜLLERİ	-105.432	5.761.578
TEKSTİL HAMMADDELERİ	-5.740.825	-111.381.410
YAĞLI TOHUMLAR	-2.165.030	106.907.301
<u>TOPLAM</u>	8.667.655	1.170.888.795

2024 ARALIK - 2025 ARALIK DEĞİŞİM ORANI

ÜRÜN GRUBU	Miktar(kg./lt/adet)	Tutar(TL)
BAKLİYAT VE MAMÜLLERİ	192%	290%
BİTKİSEL YAĞLAR	10131%	7592%
KOTASYON DIŞI ÜRÜNLER	3%	54%
HAM DERİLER VE BAĞIRSAKLAR	761%	783%
HAYVANSAL YAĞLAR	-	-
HUBUBAT .	33%	67%
HUBUBAT MAMÜLLERİ	-69%	-58%
KASAPLIK CANLI HAYVANLAR	19%	39%
KURU MEYVELER	-4%	49%
ORMAN MAHSÜLLERİ	-35%	45%
TEKSTİL HAMMADDELERİ	-37%	-29%
YAĞLI TOHUMLAR	-16%	20%
<u>TOPLAM</u>	7%	39%

İŞLEM HACMİ VE TESCİL GELİRİ VERİLERİ

	1 OCAK 23 - 31 ARALIK 23	1 OCAK 24 - 31 ARALIK 24	1 OCAK 25 - 31 ARALIK 25
İŞLEM HACMI	15.447 MİLYON TL	25.725 MİLYON TL	34.255 MİLYON TL
TESCİL GELİRİ	14.514.050 TL	24.359.099 TL	32.666.367 TL



1 OCAK - 31 ARALIK 2024

	Miktar(kg./lt/adet)	Tutar(TL)
BAKLİYAT VE MAMÜLLERİ	7.377.576	350.847.416
BITKİSEL YAĞLAR	75.834	18.654.381
KOTASYON DIŐI ÜRÜNLER	870.262.727	13.685.945.062
HAM DERİLER VE BAĞIRSAKLAR	103.541	1.941.830
HAYVANSAL YAĞLAR	1.295	411.313
HUBUBAT .	425.321.681	3.447.850.588
HUBUBAT MAMÜLLERİ	1.844.581	20.304.079
KASAPLIK CANLI HAYVANLAR	109.617	2.706.406.498
KURU MEYVELER	13.185.527	1.082.418.392
ORMAN MAHSÜLLERİ	3.268.152	114.638.636
TEKSTİL HAMMADDELERİ	46.313.195	1.160.610.051
YAĞLI TOHUMLAR	78.773.231	3.134.977.341
<u>TOPLAM</u>	1.446.636.957	25.725.005.587

1 OCAK - 31 ARALIK 2025

	Miktar(kg./lt/adet)	Tutar(TL)
BAKLİYAT VE MAMÜLLERİ	10.133.765	619.086.379
BITKİSEL YAĞLAR	135.793	27.883.120
KOTASYON DIŐI ÜRÜNLER	787.589.786	19.193.887.326
HAM DERİLER VE BAĞIRSAKLAR	242.389	4.917.861
HAYVANSAL YAĞLAR	4.974	1.214.564
HUBUBAT .	315.323.681	3.382.307.524
HUBUBAT MAMÜLLERİ	2.911.427	50.466.046
KASAPLIK CANLI HAYVANLAR	126.200	4.601.085.089
KURU MEYVELER	10.297.239	1.183.308.066
ORMAN MAHSÜLLERİ	3.958.610	165.821.802
TEKSTİL HAMMADDELERİ	25.068.050	840.257.773
YAĞLI TOHUMLAR	75.495.196	4.184.603.824
<u>TOPLAM</u>	1.231.287.110	34.254.839.375

1 OCAK - 31 ARALIK 2024-25 DEĞİŞİM

	Miktar(kg./lt/adet)	Tutar(TL)
BAKLİYAT VE MAMÜLLERİ	2.756.189	268.238.963
BITKİSEL YAĞLAR	59.959	9.228.739
KOTASYON DIŞI ÜRÜNLER	-82.672.941	5.507.942.264
HAM DERİLER VE BAĞIRSAKLAR	138.848	2.976.031
HAYVANSAL YAĞLAR	3.678	803.251
HUBUBAT .	-109.998.000	-65.543.065
HUBUBAT MAMÜLLERİ	1.066.846	30.161.967
KASAPLIK CANLI HAYVANLAR	16.583	1.894.678.591
KURU MEYVELER	-2.888.288	100.889.675
ORMAN MAHSÜLLERİ	690.459	51.183.167
TEKSTİL HAMMADDELERİ	-21.245.145	-320.352.278
YAĞLI TOHUMLAR	-3.278.035	1.049.626.484
<u>TOPLAM</u>	-215.349.846	8.529.833.787

1 OCAK - 31 ARALIK 2024 -25 DEĞİŞİM ORANI

	Miktar(kg./lt/adet)	Tutar(TL)
BAKLİYAT VE MAMÜLLERİ	37%	76%
BITKİSEL YAĞLAR	79%	49%
KOTASYON DIŞI ÜRÜNLER	-9%	40%
HAM DERİLER VE BAĞIRSAKLAR	134%	153%
HAYVANSAL YAĞLAR	284%	195%
HUBUBAT .	-26%	-2%
HUBUBAT MAMÜLLERİ	58%	149%
KASAPLIK CANLI HAYVANLAR	15%	70%
KURU MEYVELER	-22%	9%
ORMAN MAHSÜLLERİ	21%	45%
TEKSTİL HAMMADDELERİ	-46%	-28%
YAĞLI TOHUMLAR	-4%	33%
<u>TOPLAM</u>	-15%	33%

ARPA

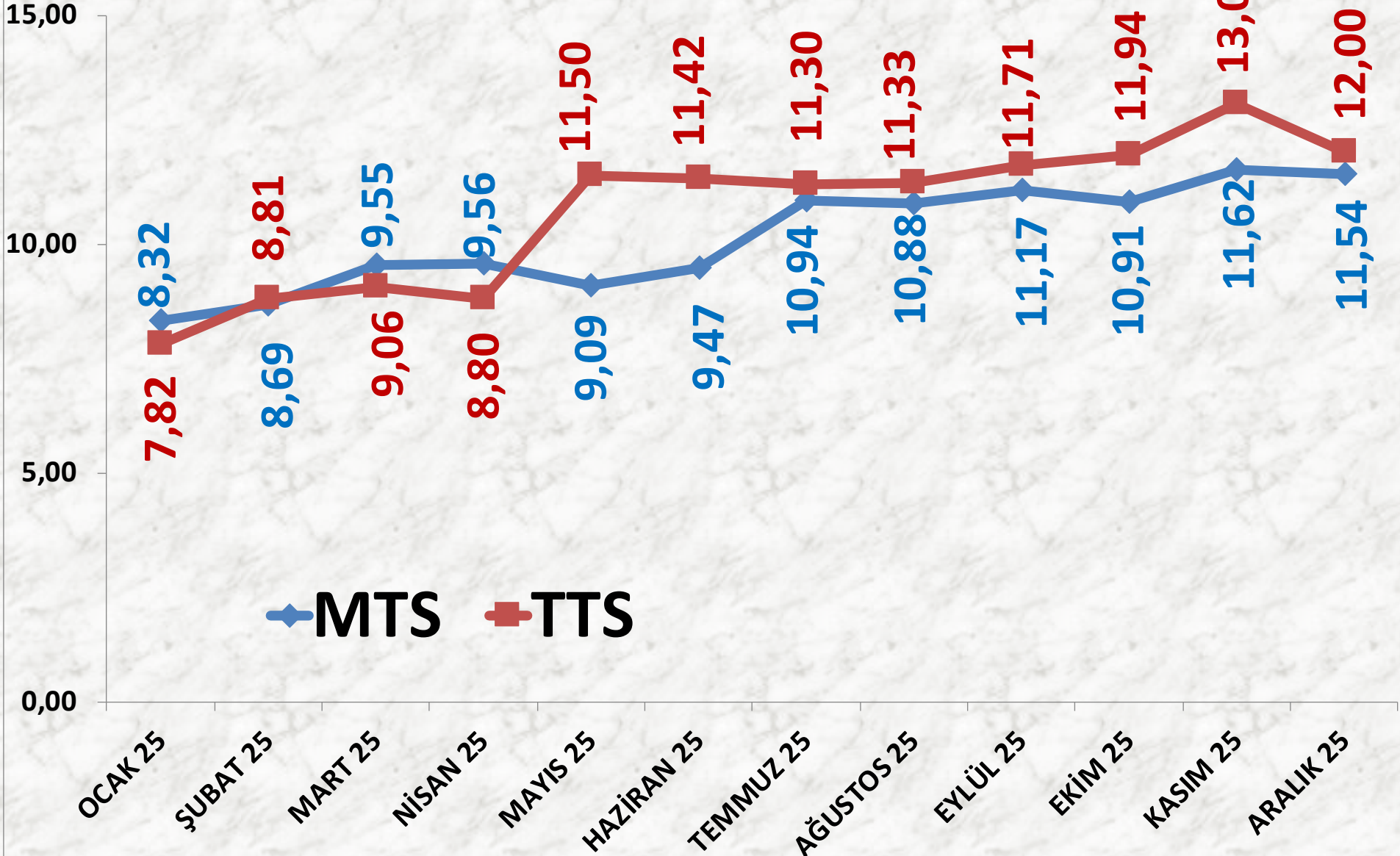
İŞLEM MİKTARI TON	2023 ARALIK	2024 ARALIK		2025 ARALIK	
MTS	1.765 TON	36%	2.392 TON	-96%	102 TON
TTS	961 TON	79%	1.718 TON	-19%	1.388 TON

EN AZ FİYAT	2023 ARALIK	2024 ARALIK		2025 ARALIK	
MTS	4,90 TL	22%	6,00 TL	67%	10,00 TL
TTS	5,00 TL	54%	7,70 TL	49%	11,45 TL

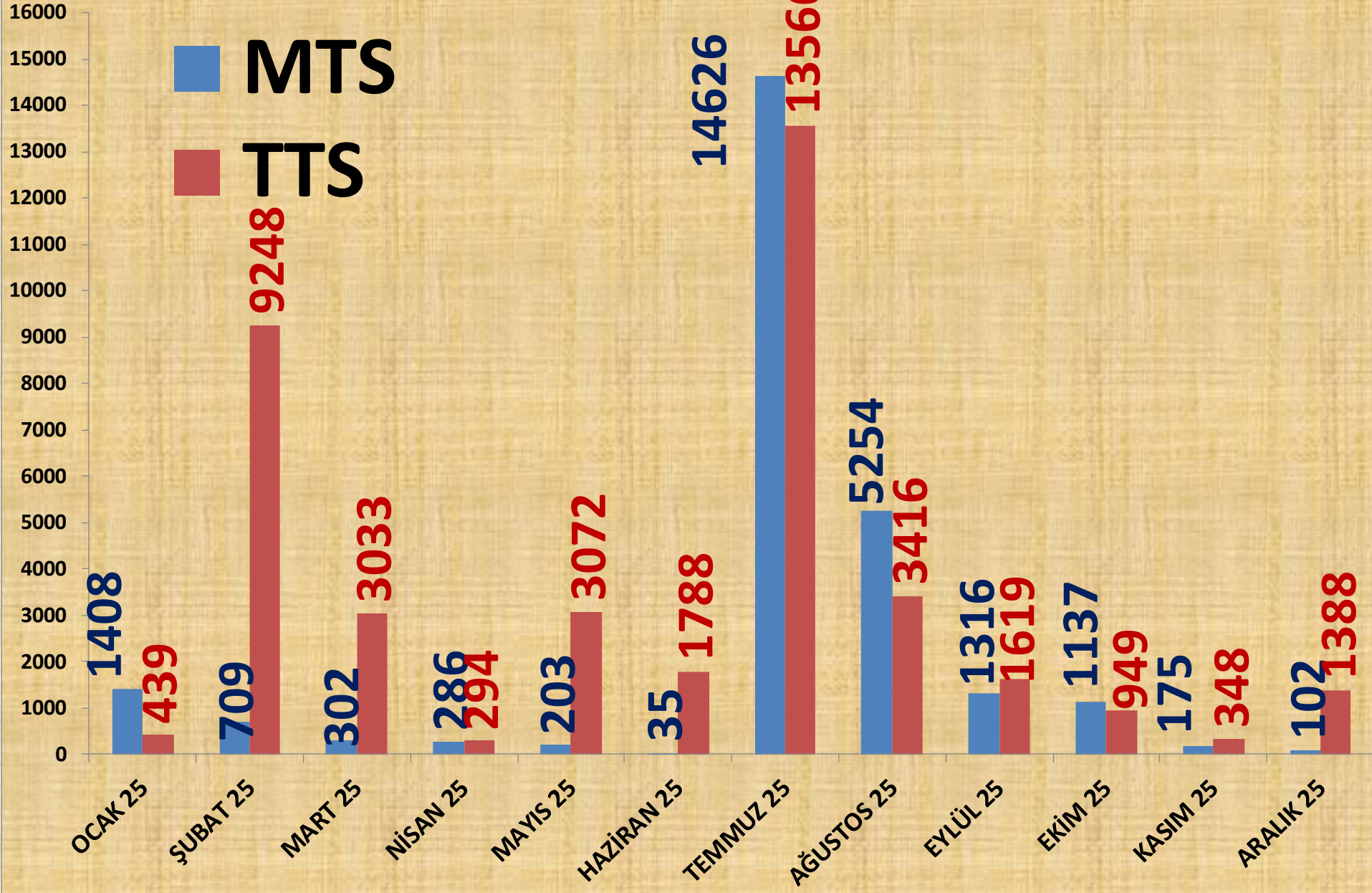
EN ÇOK FİYAT	2023 ARALIK	2024 ARALIK		2025 ARALIK	
MTS	8,13 TL	23%	10,00 TL	25%	12,50 TL
TTS	7,25 TL	30%	9,45 TL	38%	13,00 TL

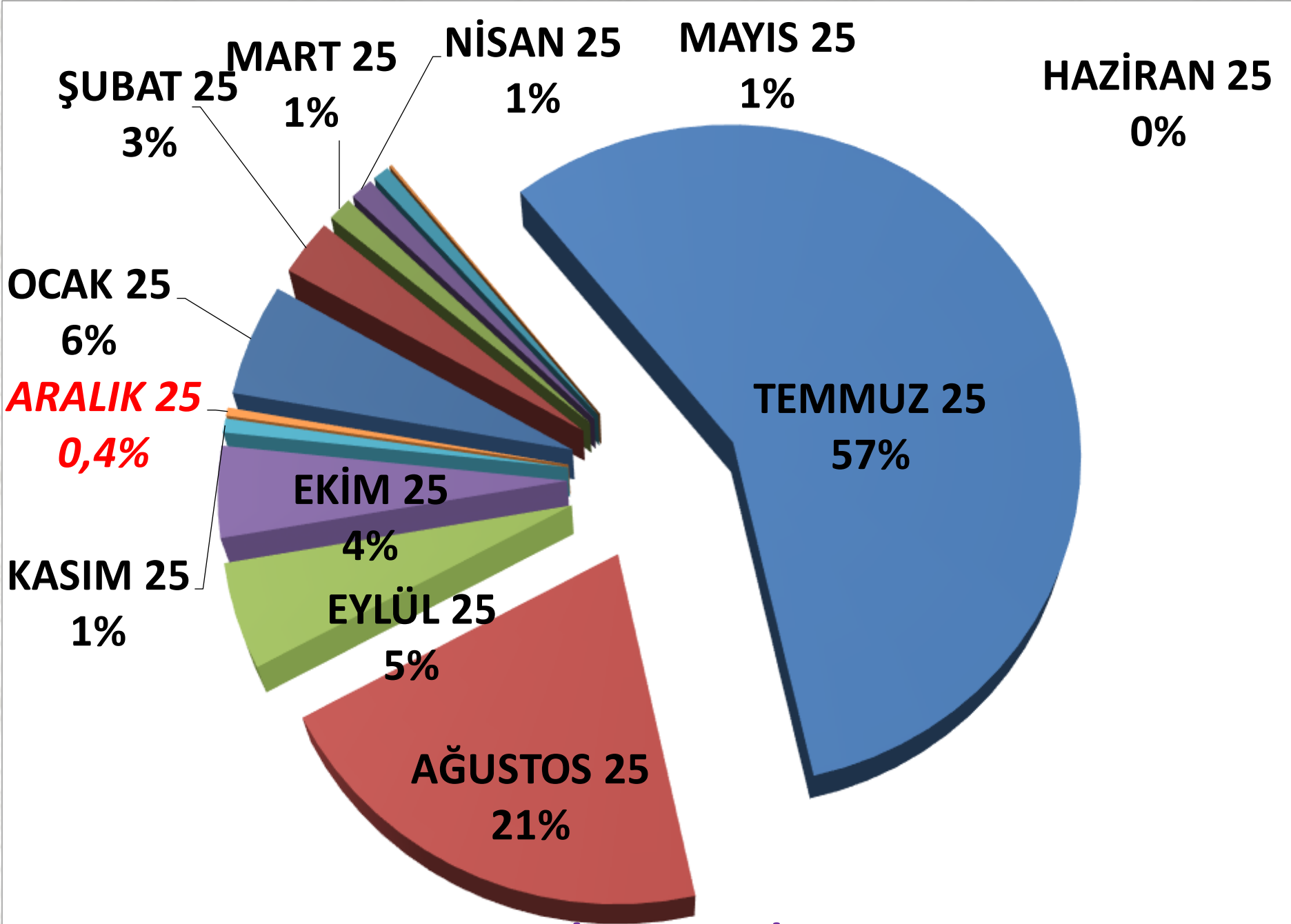
ORTALAMA FİYAT	2023 ARALIK	2024 ARALIK		2025 ARALIK	
MTS	6,55 TL	32%	8,67 TL	33%	11,54 TL
TTS	6,27 TL	46%	9,14 TL	31%	12,00 TL

AYLIK ARPA FİYAT TRENDİ (TL)



AYLIK ARPA İŞLEM MİKTARI (TON)



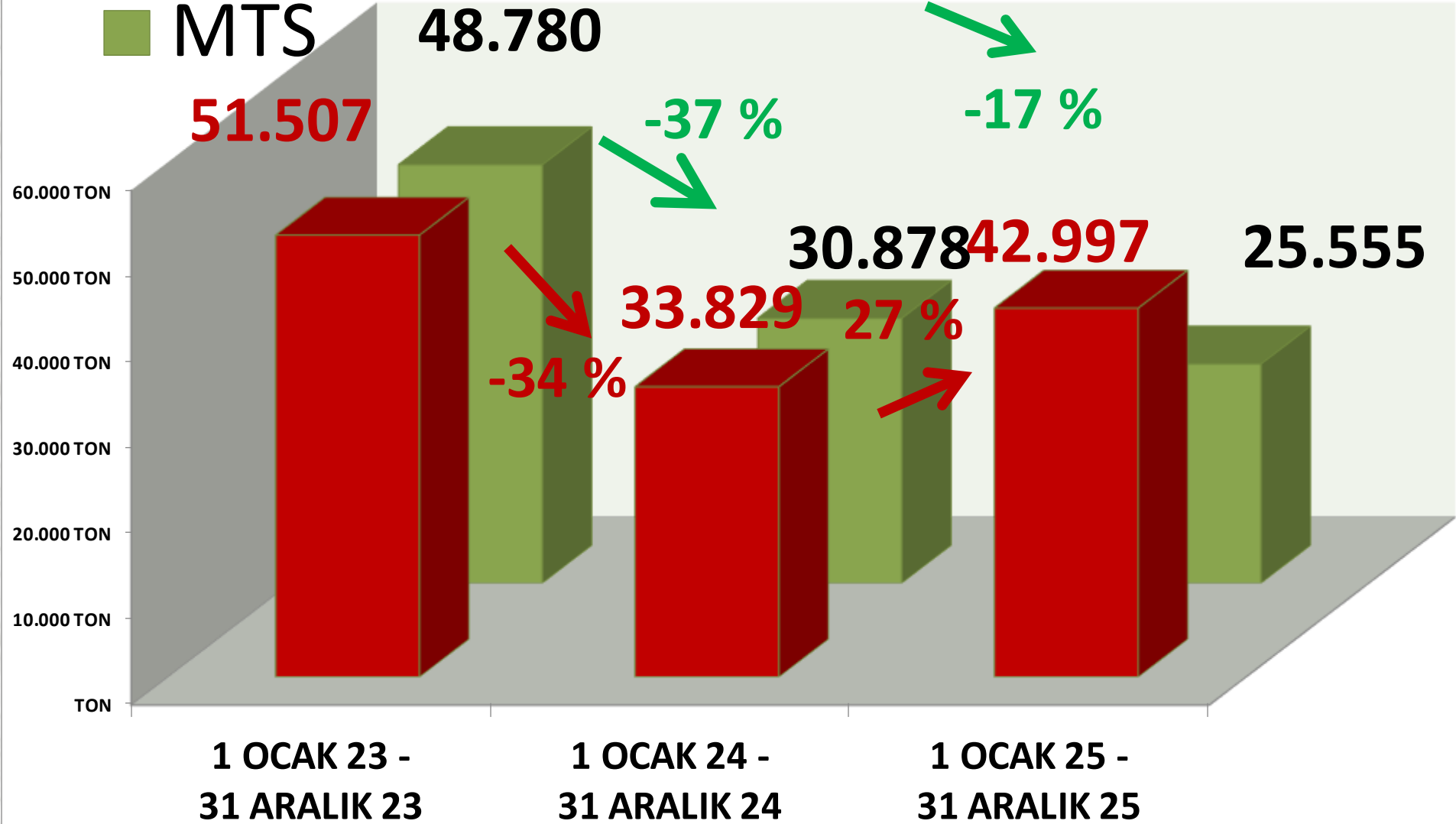


AYLIK ARPA MTS İŞLEM MİKTARI ORANLARI

■ TTS

YILLIK ARPA İŞLEM MİKTARI (TON)

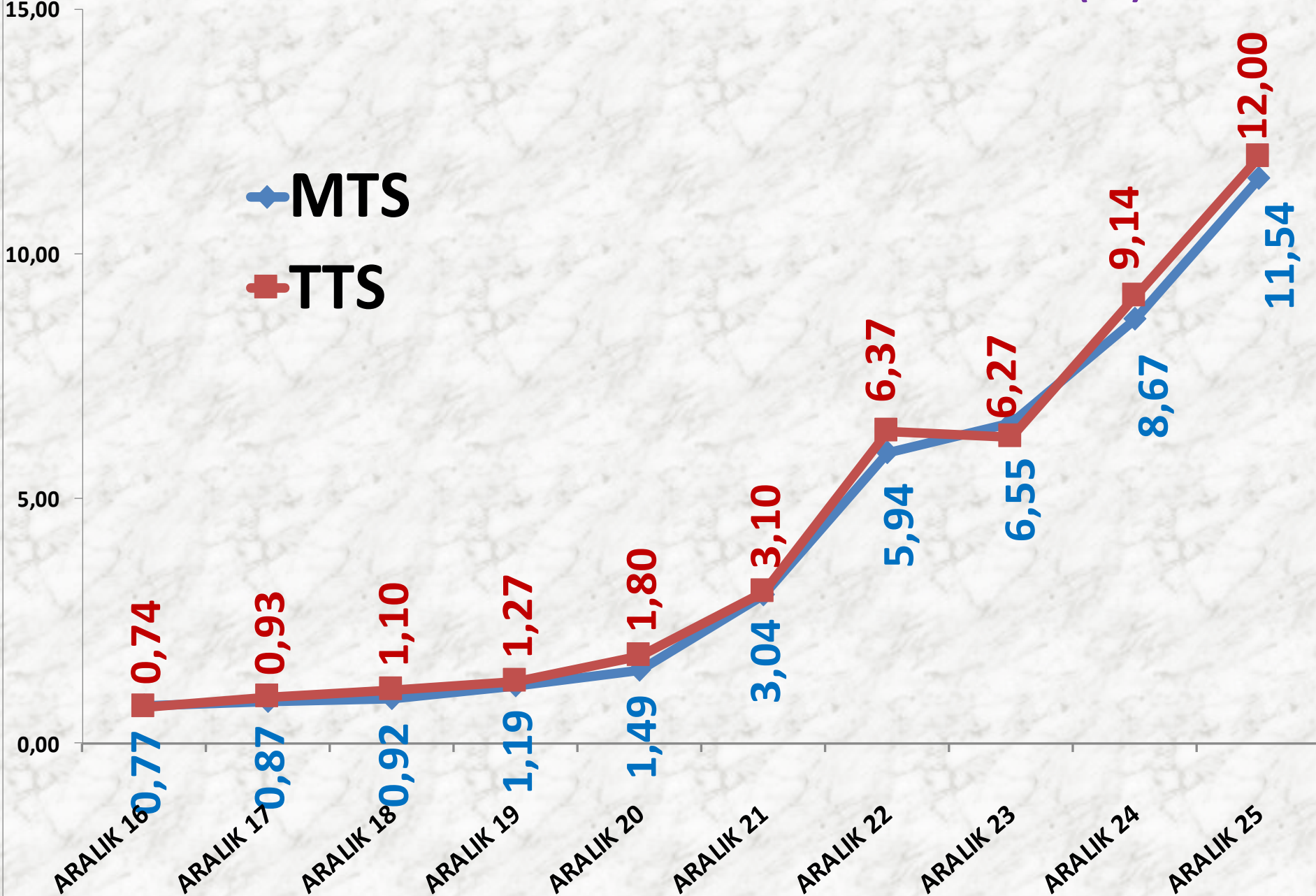
■ MTS



ARALIK AYLARI ARPA FİYAT TRENDİ (TL)

◆ MTS

■ TTS



BUĞDAY

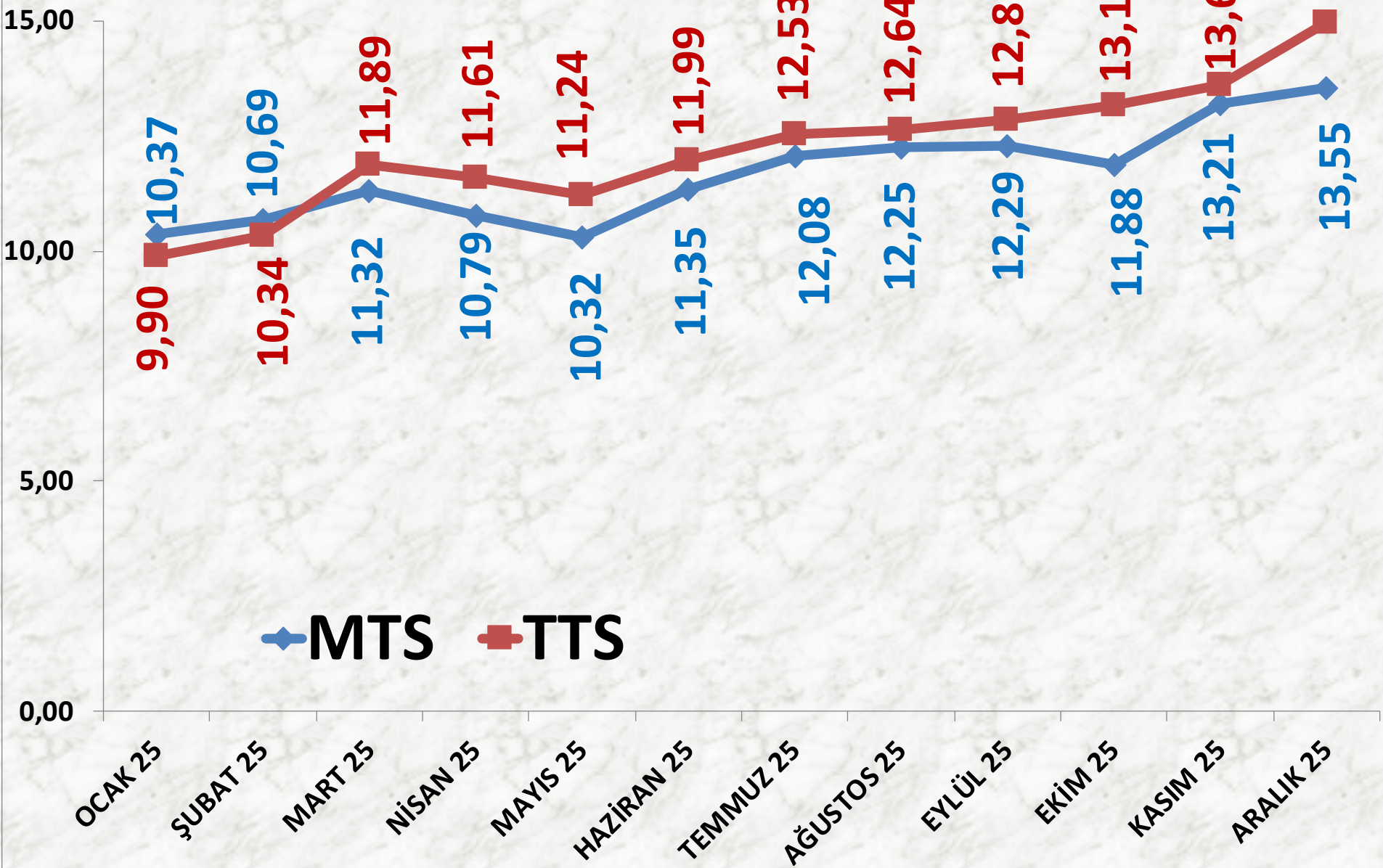
İŞLEM MİKTARI TON	2023 ARALIK	2024 ARALIK		2025 ARALIK	
MTS	3.701 TON	15%	4.274 TON	-79%	877 TON
TTS	2.184 TON	216%	6.907 TON	-91%	636 TON

EN AZ FİYAT	2023 ARALIK	2024 ARALIK		2025 ARALIK	
MTS	4,90 TL	22%	6,00 TL	67%	10,00 TL
TTS	5,40 TL	57%	8,50 TL	55%	13,15 TL

EN ÇOK FİYAT	2023 ARALIK	2024 ARALIK		2025 ARALIK	
MTS	9,81 TL	20%	11,80 TL	43%	16,91 TL
TTS	9,85 TL	22%	12,00 TL	18%	14,20 TL

ORTALAMA FİYAT	2023 ARALIK	2024 ARALIK		2025 ARALIK	
MTS	7,60 TL	25%	9,46 TL	43%	13,55 TL
TTS	7,08 TL	55%	10,99 TL	36%	14,96 TL

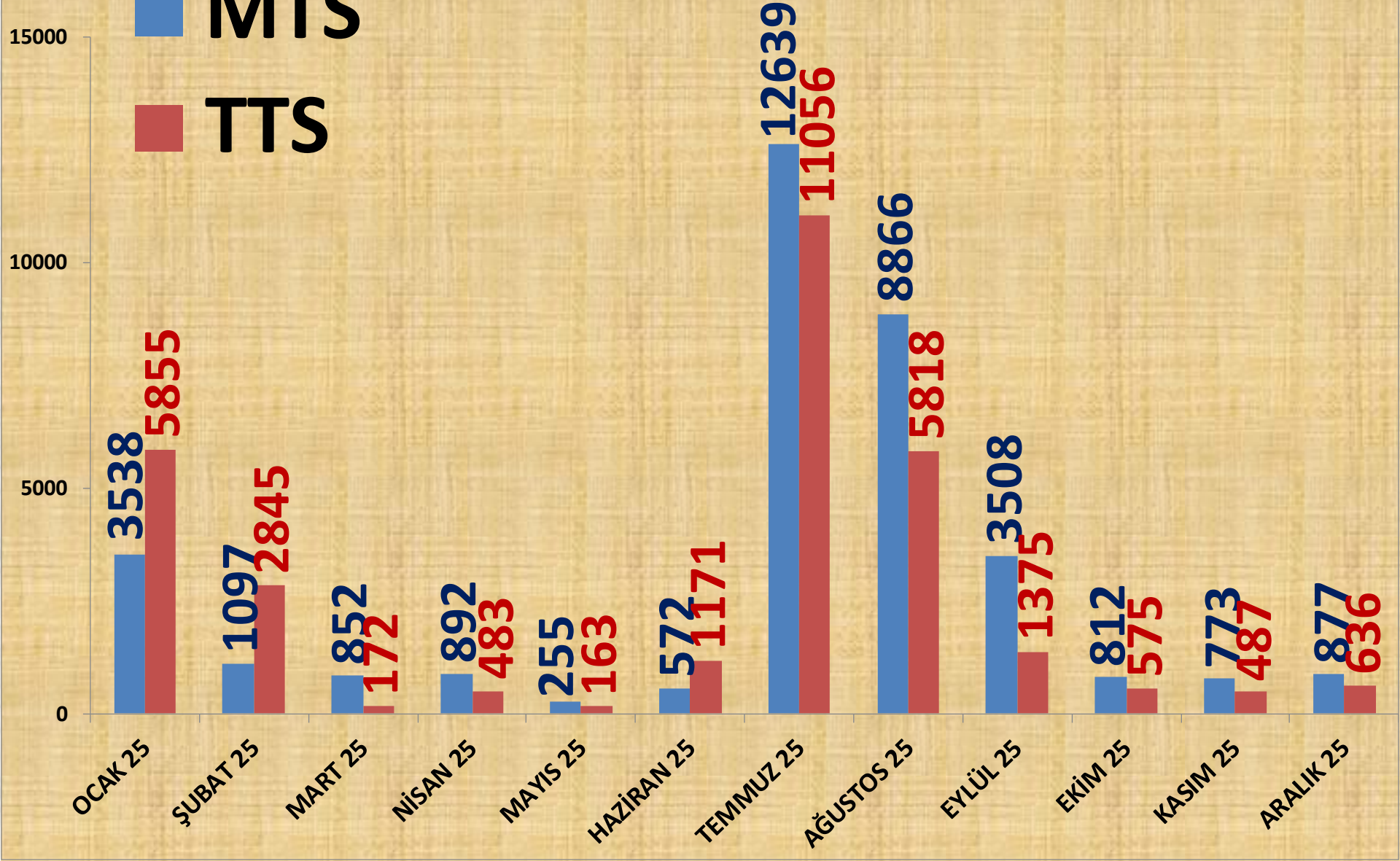
AYLIK BUĞDAY FİYAT TRENDİ (TL)

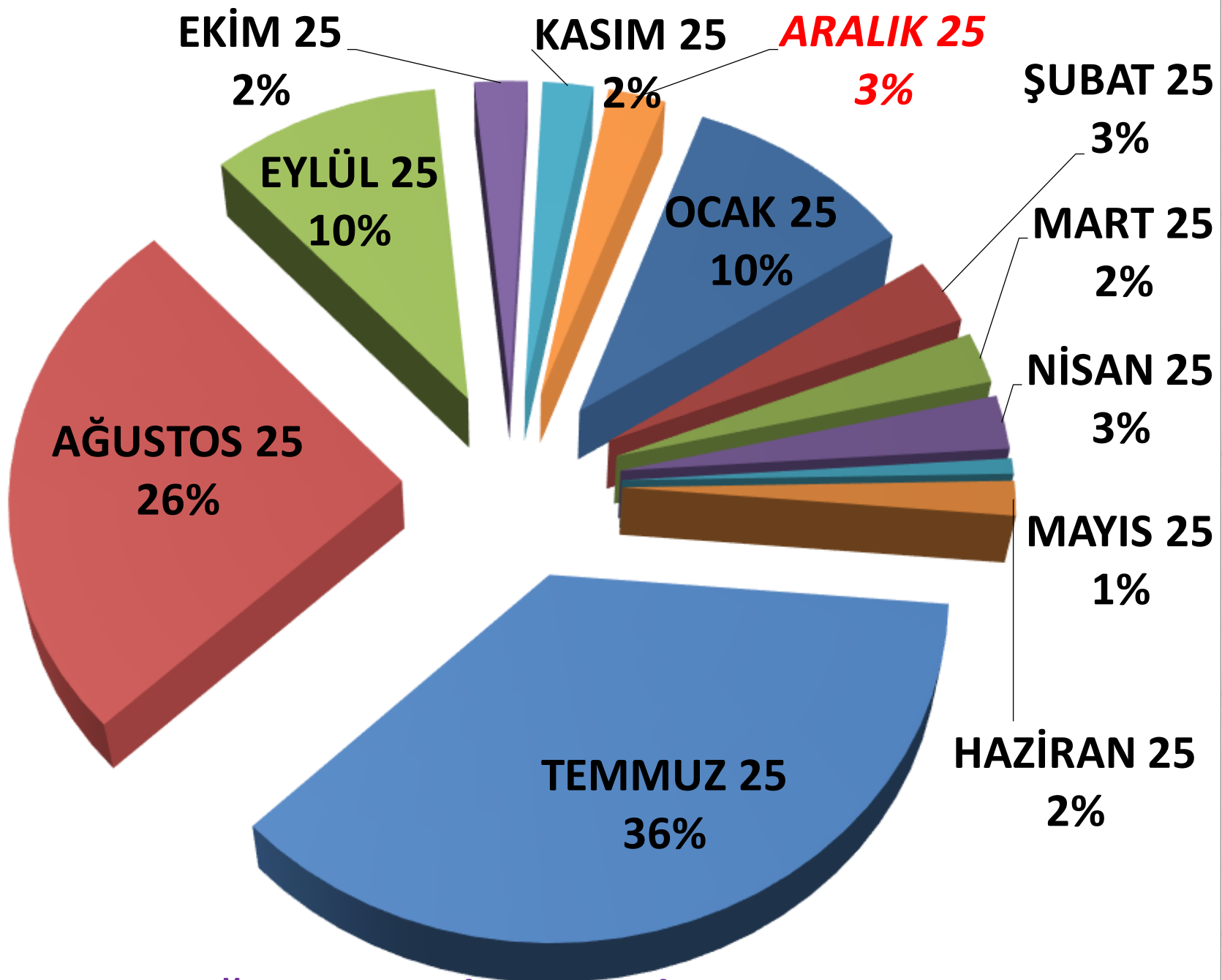


AYLIK BUĞDAY İŞLEM MİKTARI (TON)

■ MTS

■ TTS





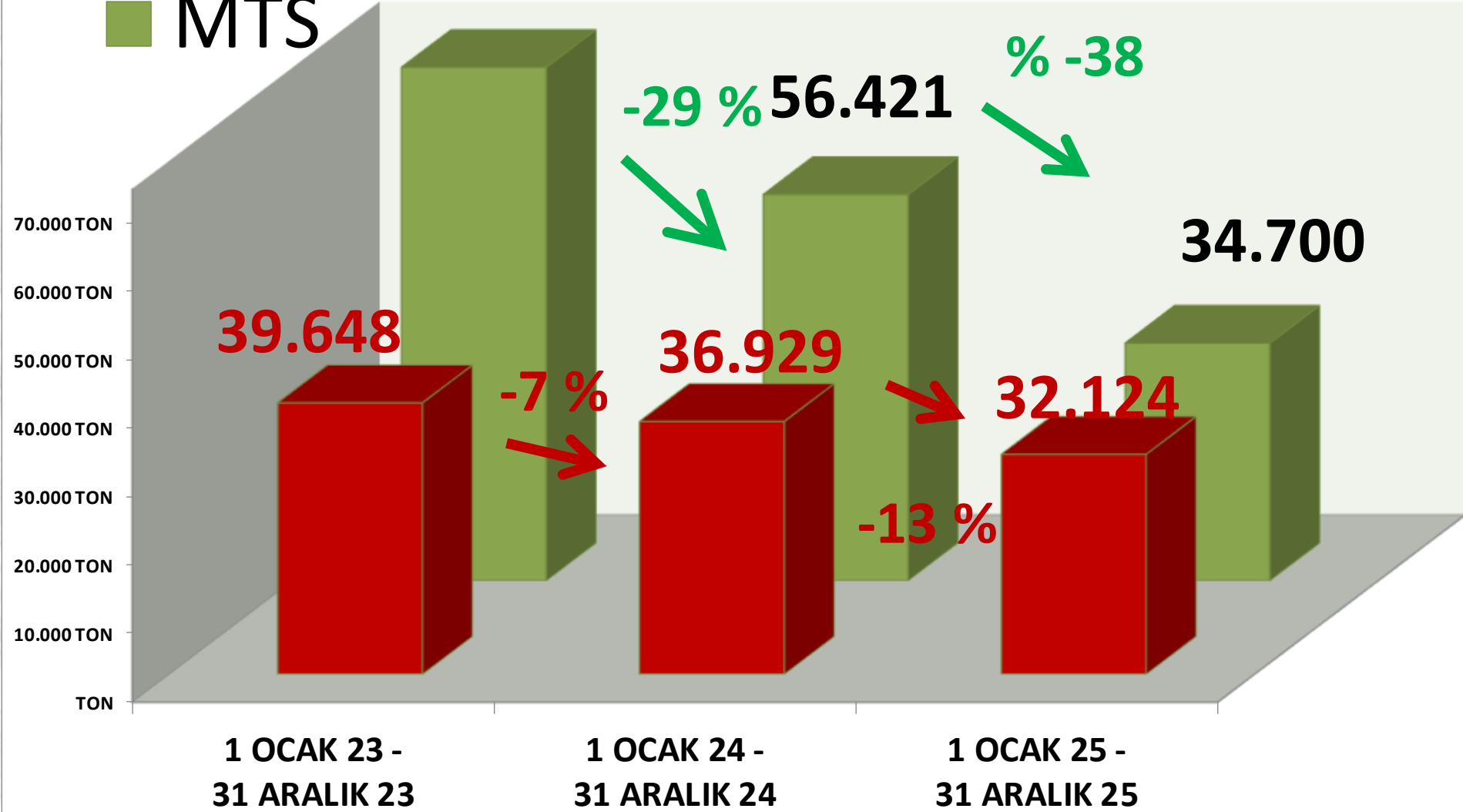
AYLIK BUĞDAY MTS İŞLEM MİKTARI ORANLARI

■ TTS

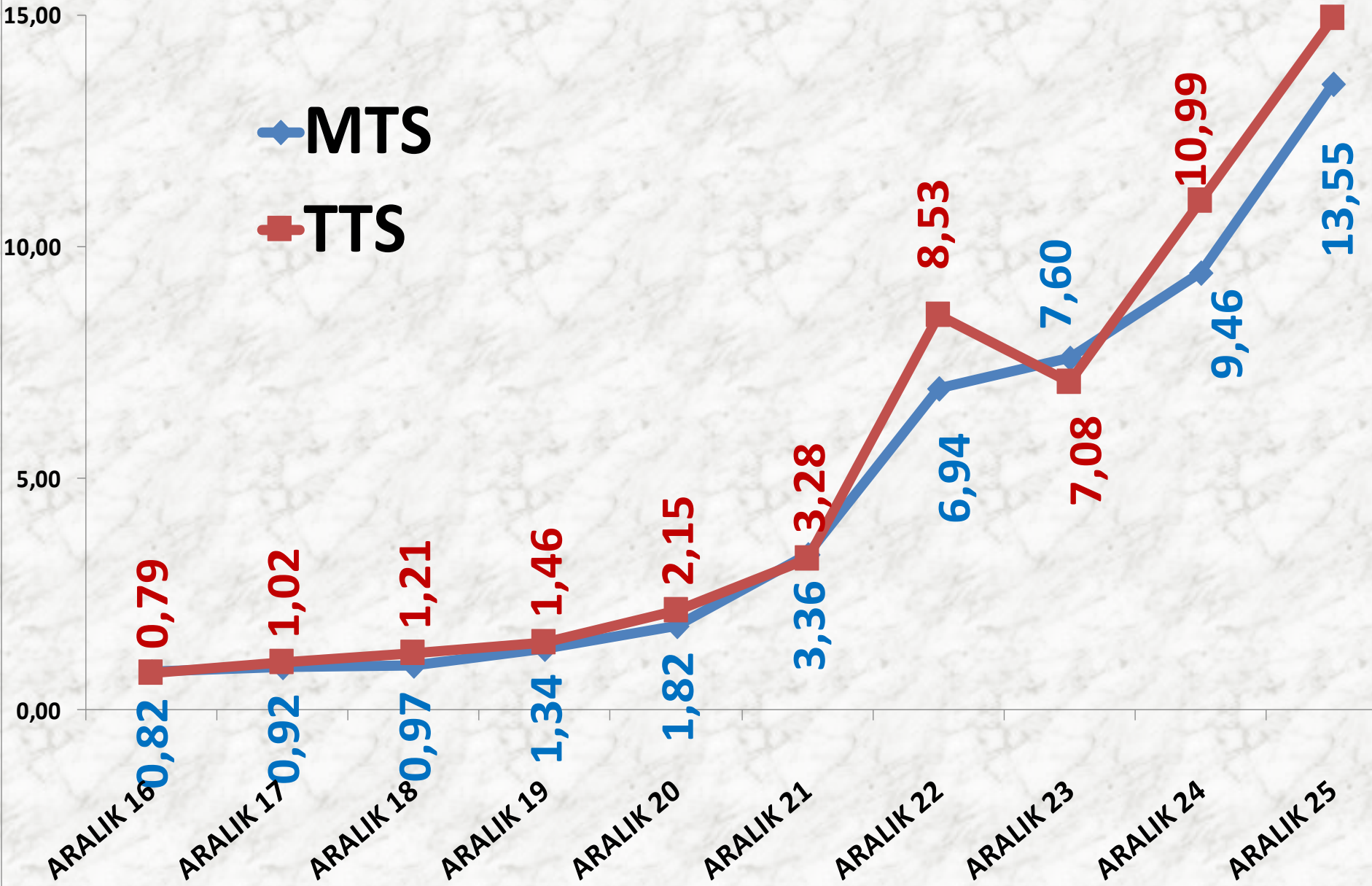
YILLIK BUĞDAY İŞLEM MİKTARI (TON)

79.036

■ MTS



ARALIK AYLARI BUĞDAY FİYAT TRENDİ (TL)



MISIR DANE

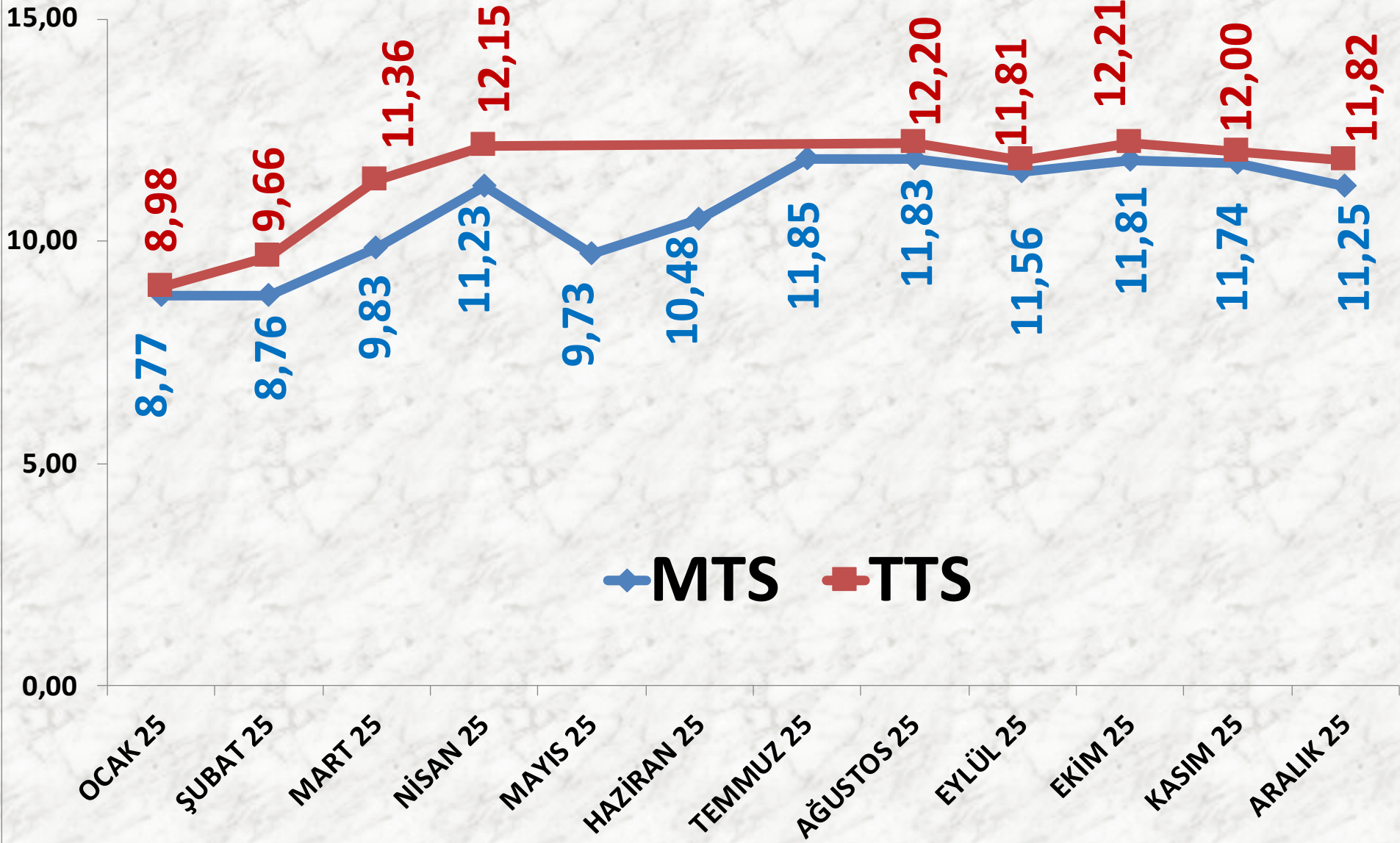
İŞLEM MİKTARI TON	2023 ARALIK	2024 ARALIK		2025 ARALIK	
MTS	31.104 TON	-55%	13.846 TON	116%	29.930 TON
TTS	25.129 TON	-78%	5.443 TON	167%	14.555 TON

EN AZ FİYAT	2023 ARALIK	2024 ARALIK		2025 ARALIK	
MTS	5,00 TL	60%	8,00 TL	21%	9,70 TL
TTS	4,83 TL	75%	8,44 TL	23%	10,37 TL

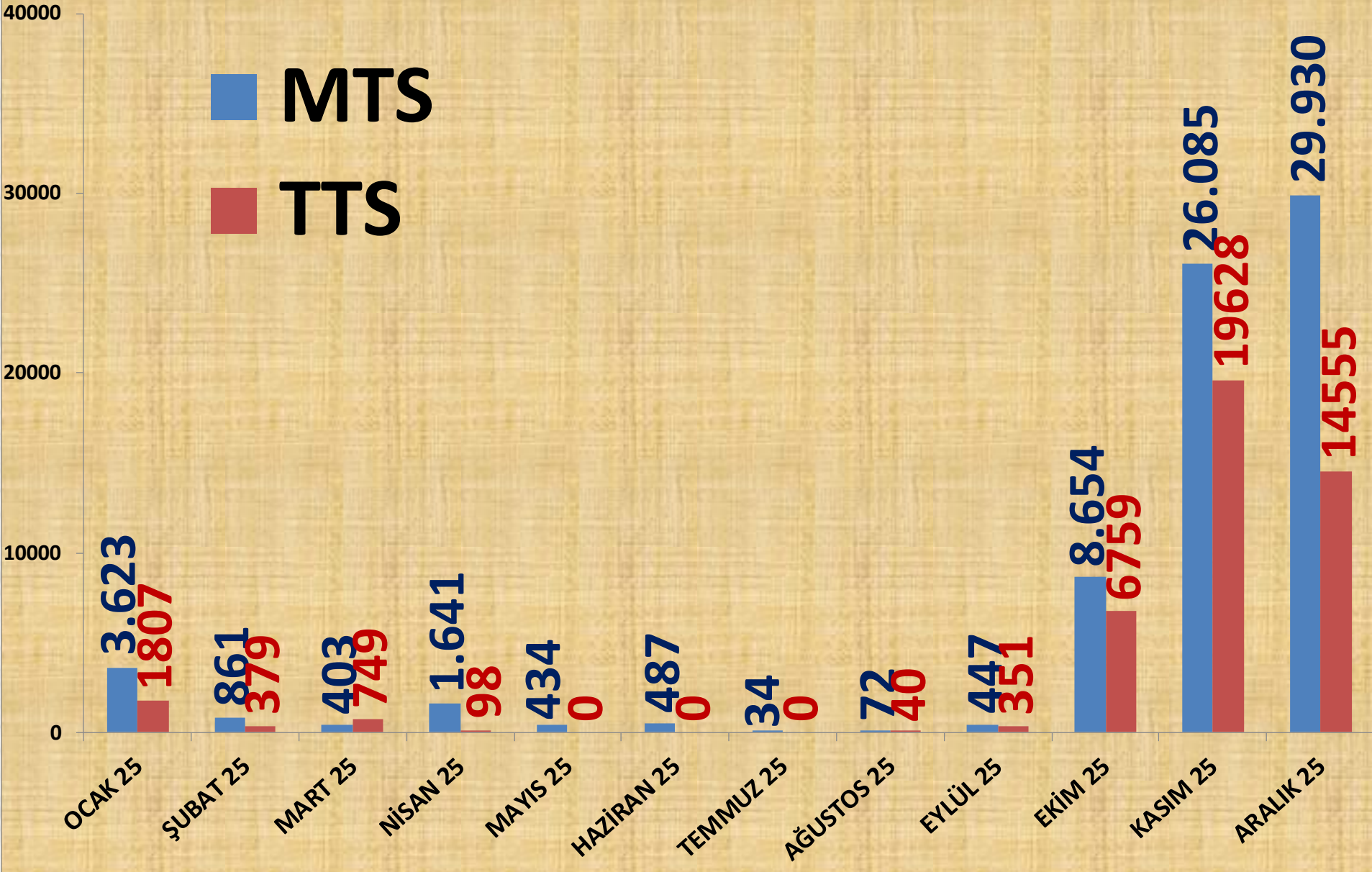
EN ÇOK FİYAT	2023 ARALIK	2024 ARALIK		2025 ARALIK	
MTS	6,20 TL	61%	10,00 TL	38%	13,80 TL
TTS	8,60 TL	19%	10,20 TL	38%	14,10 TL

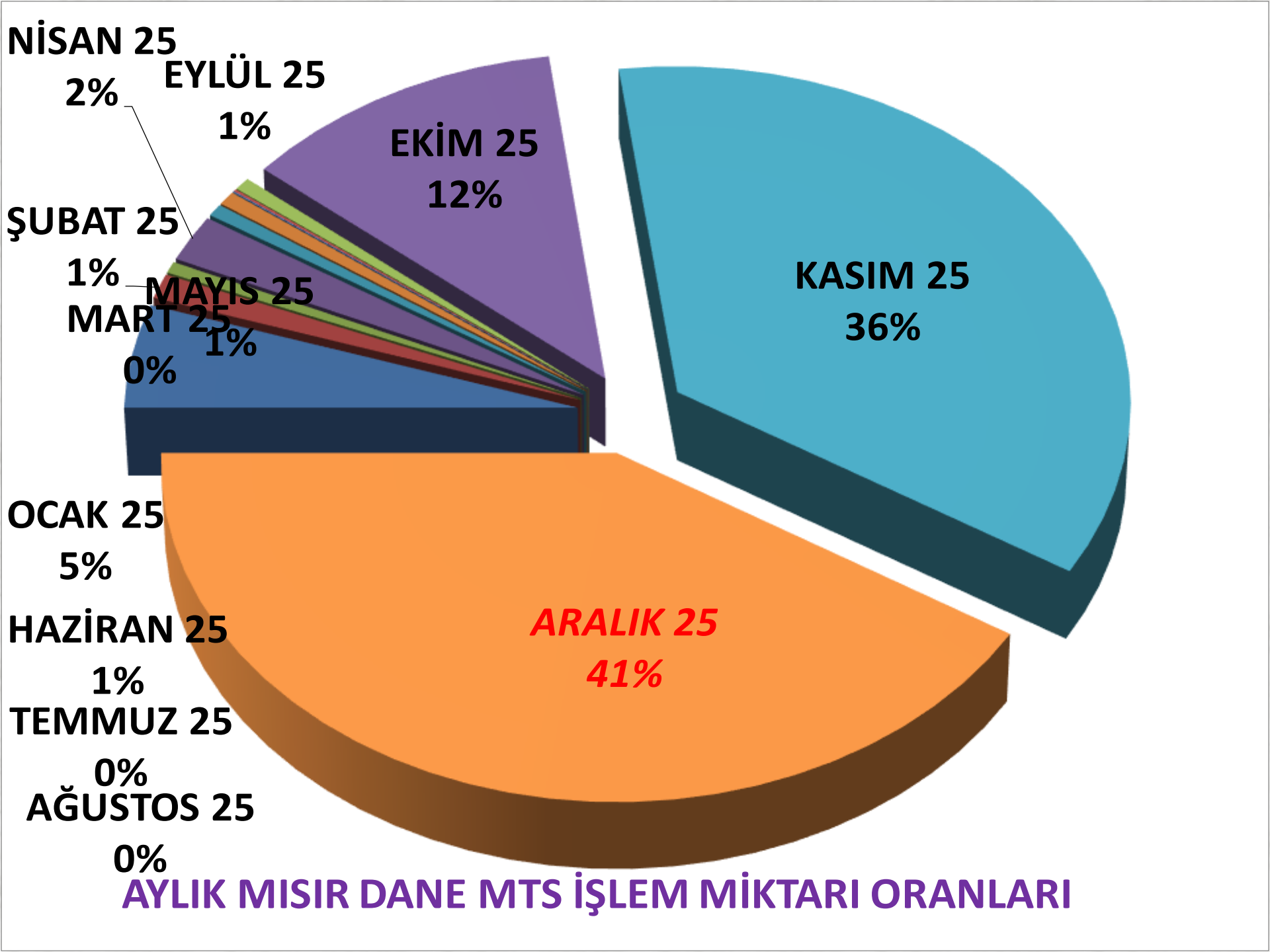
ORTALAMA FİYAT	2023 ARALIK	2024 ARALIK		2025 ARALIK	
MTS	5,61 TL	62%	9,10 TL	24%	11,25 TL
TTS	6,21 TL	48%	9,22 TL	28%	11,82 TL

AYLIK MISIR DANE FİYAT TRENDİ (TL)



AYLIK MISIR DANE İŞLEM MİKTARI (TON)





MISIR ÇEREZLİK

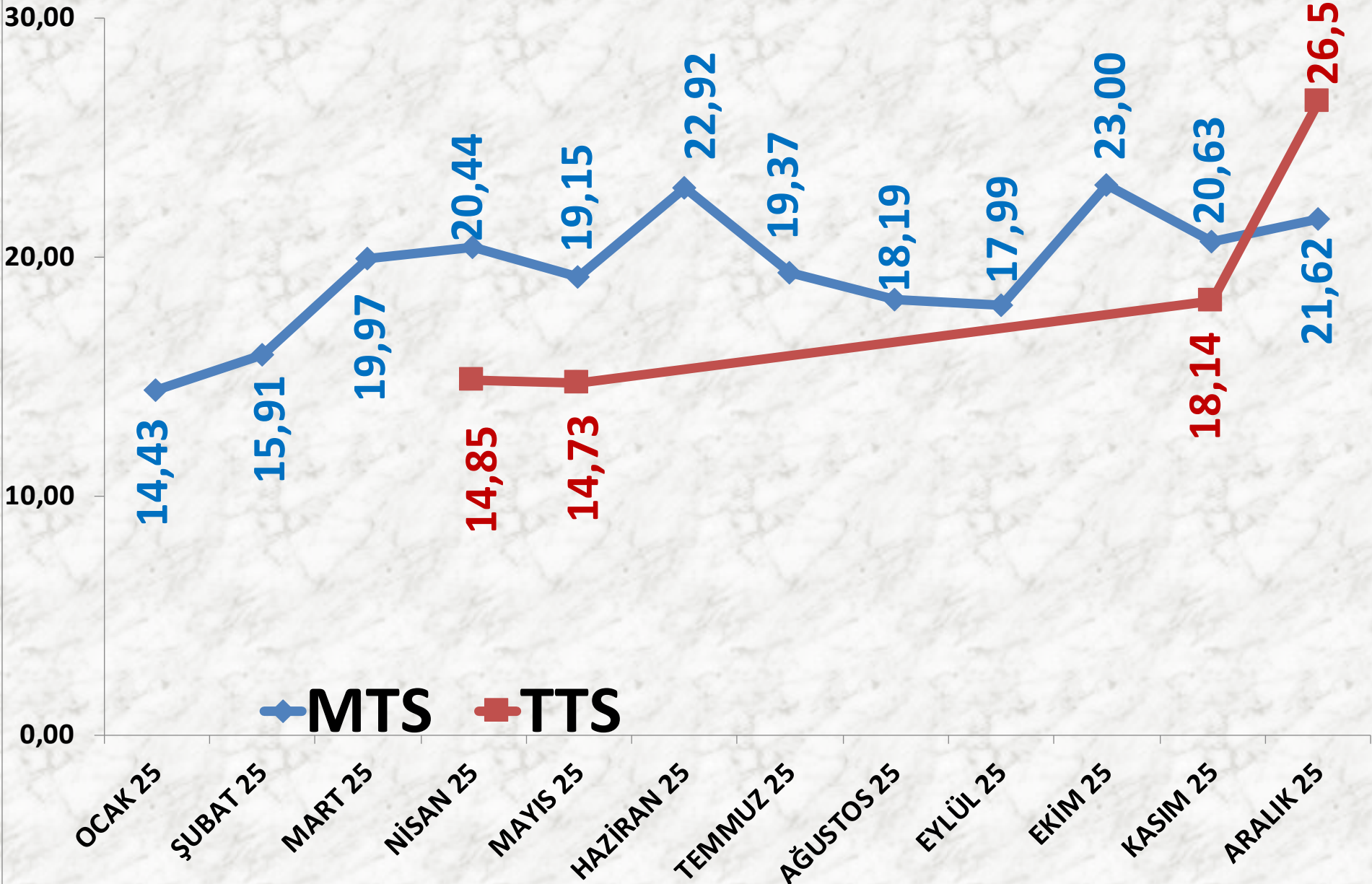
İŞLEM MİKTARI TON	2023 ARALIK	2024 ARALIK		2025 ARALIK	
MTS	3.556 TON	-50%	1.778 TON	-31%	1.229 TON
TTS	2.615 TON	-89%	276 TON	149%	687 TON

EN AZ FİYAT	2023 KASIM	2024 KASIM		2025 KASIM	
MTS	7,50 TL	63%	12,25 TL	44%	17,60 TL
TTS	9,30 TL	55%	14,38 TL	8%	15,60 TL

EN ÇOK FİYAT	2023 ARALIK	2024 ARALIK		2025 ARALIK	
MTS	13,33 TL	73%	23,00 TL	26%	29,00 TL
TTS	12,50 TL	41%	17,57 TL	71%	30,00 TL

ORTALAMA FİYAT	2023 ARALIK	2024 ARALIK		2025 ARALIK	
MTS	8,79 TL	69%	14,86 TL	45%	21,62 TL
TTS	10,13 TL	74%	17,58 TL	51%	26,50 TL

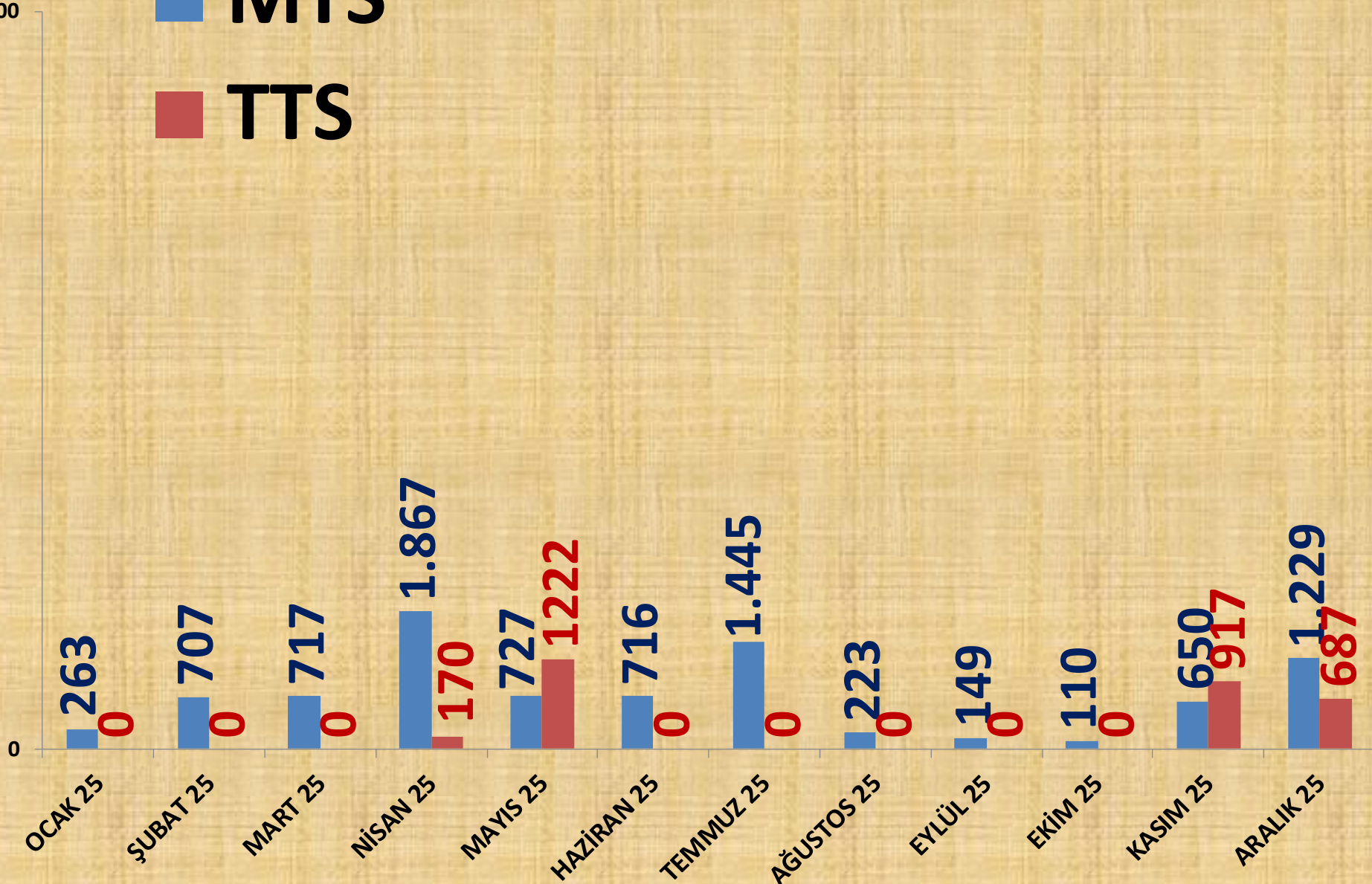
AYLIK MISIR ÇEREZLİK FİYAT TRENDİ (TL)

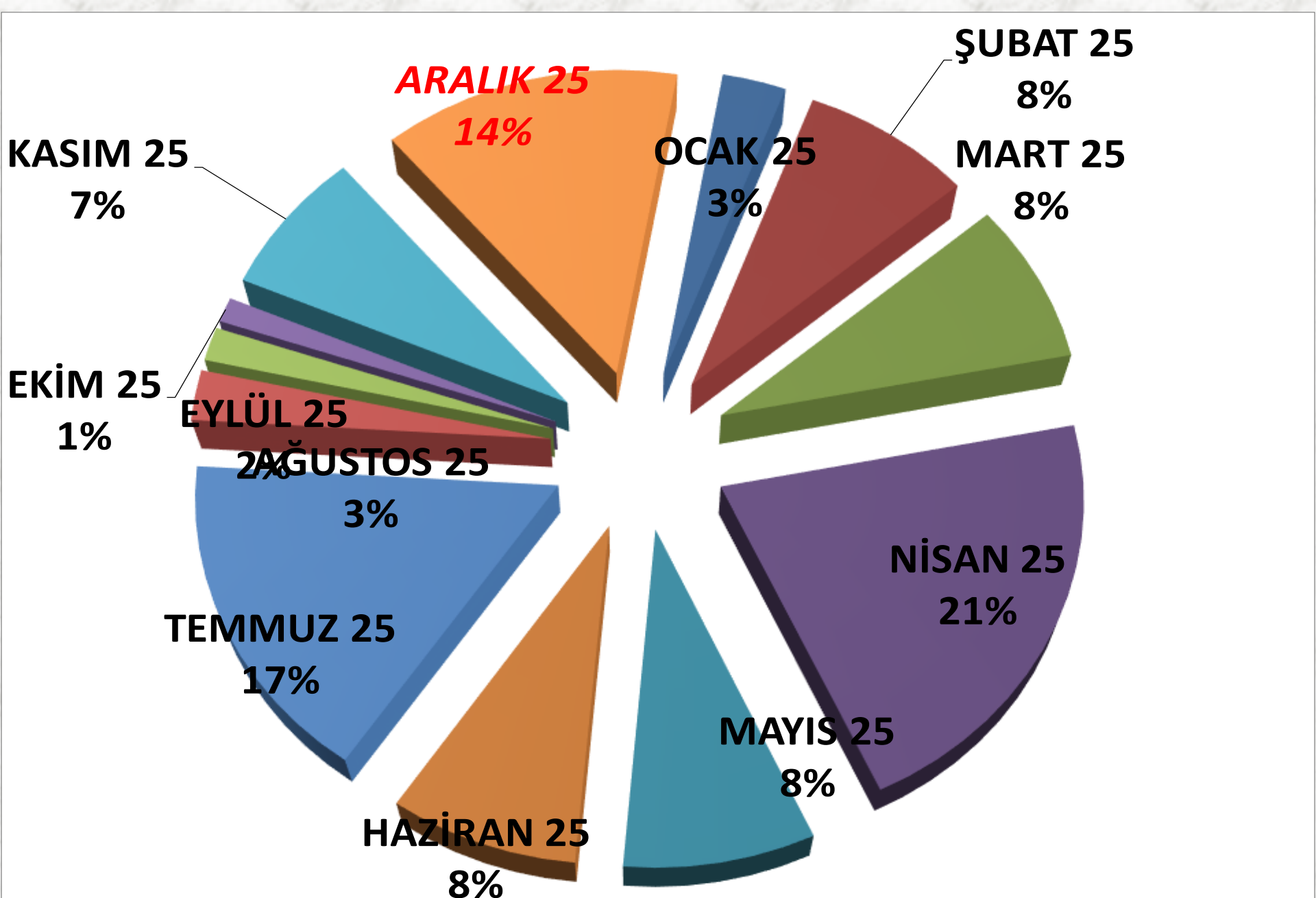


AYLIK MISIR ÇEREZLİK İŞLEM MİKTARI (TON)

■ MTS

■ TTS

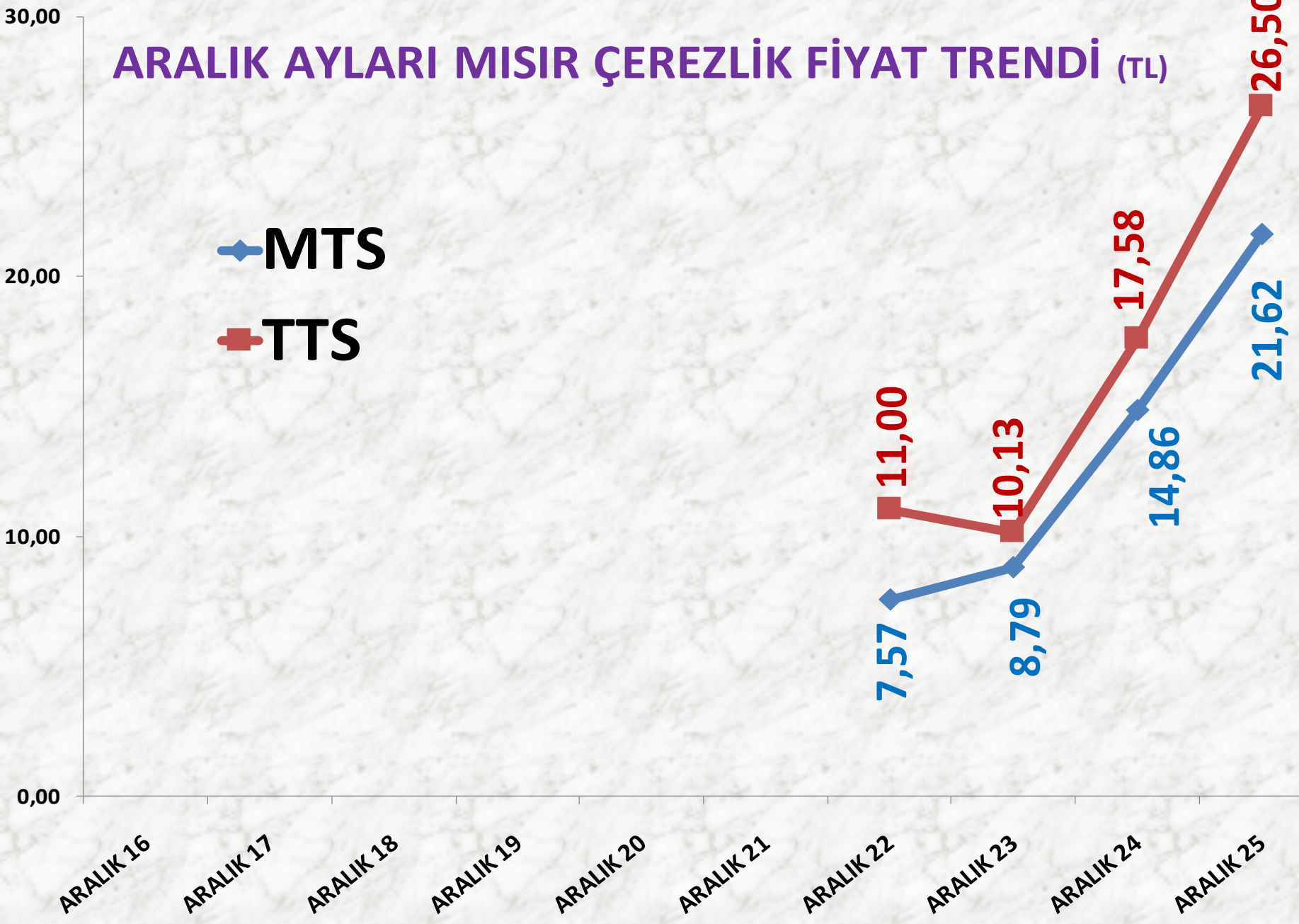




AYLIK MISIR ÇEREZLİK MTS İŞLEM MİKTARI ORANLARI

ARALIK AYLARI MISIR ÇEREZLİK FİYAT TRENDİ (TL)

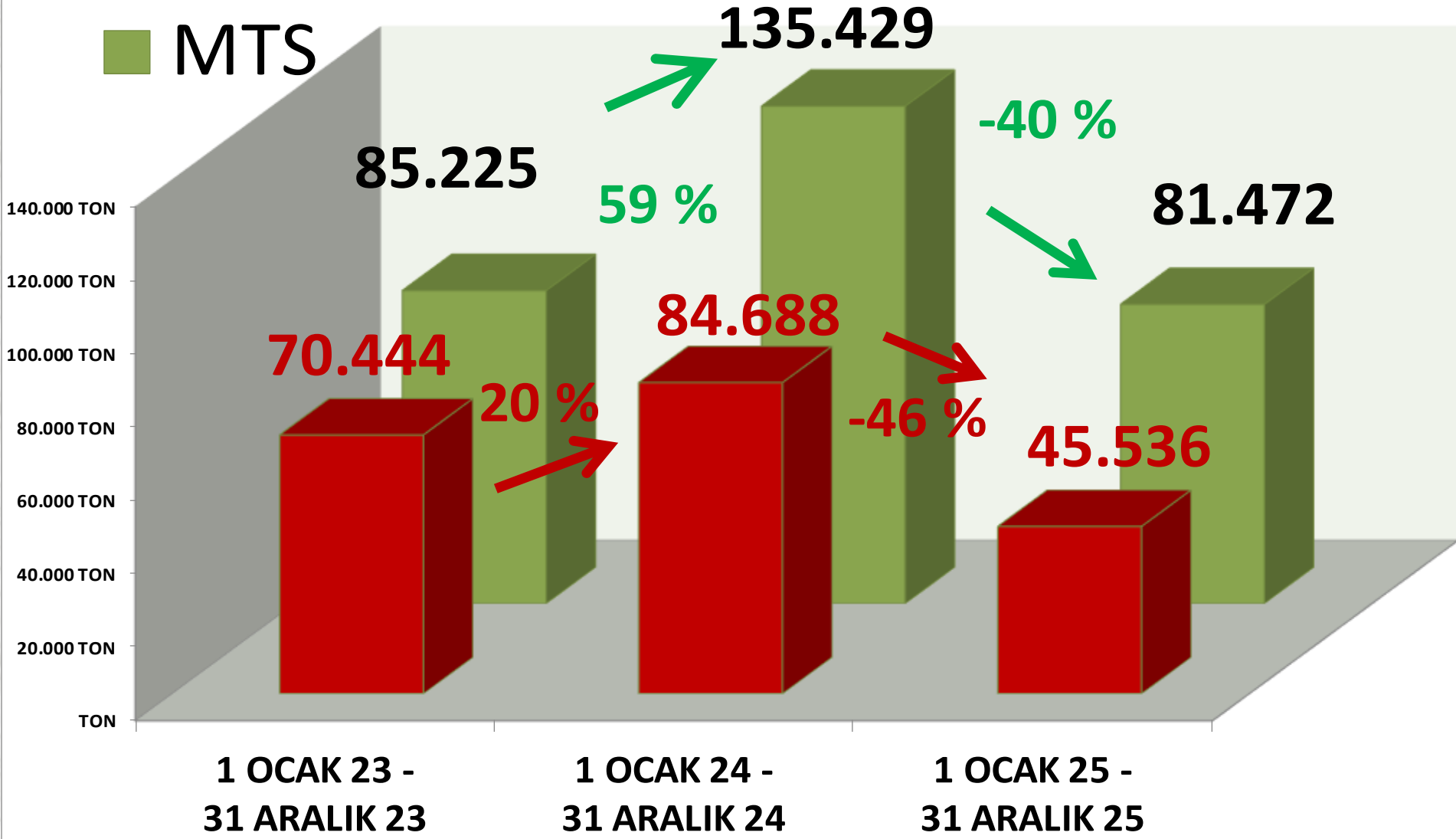
◆ MTS
■ TTS



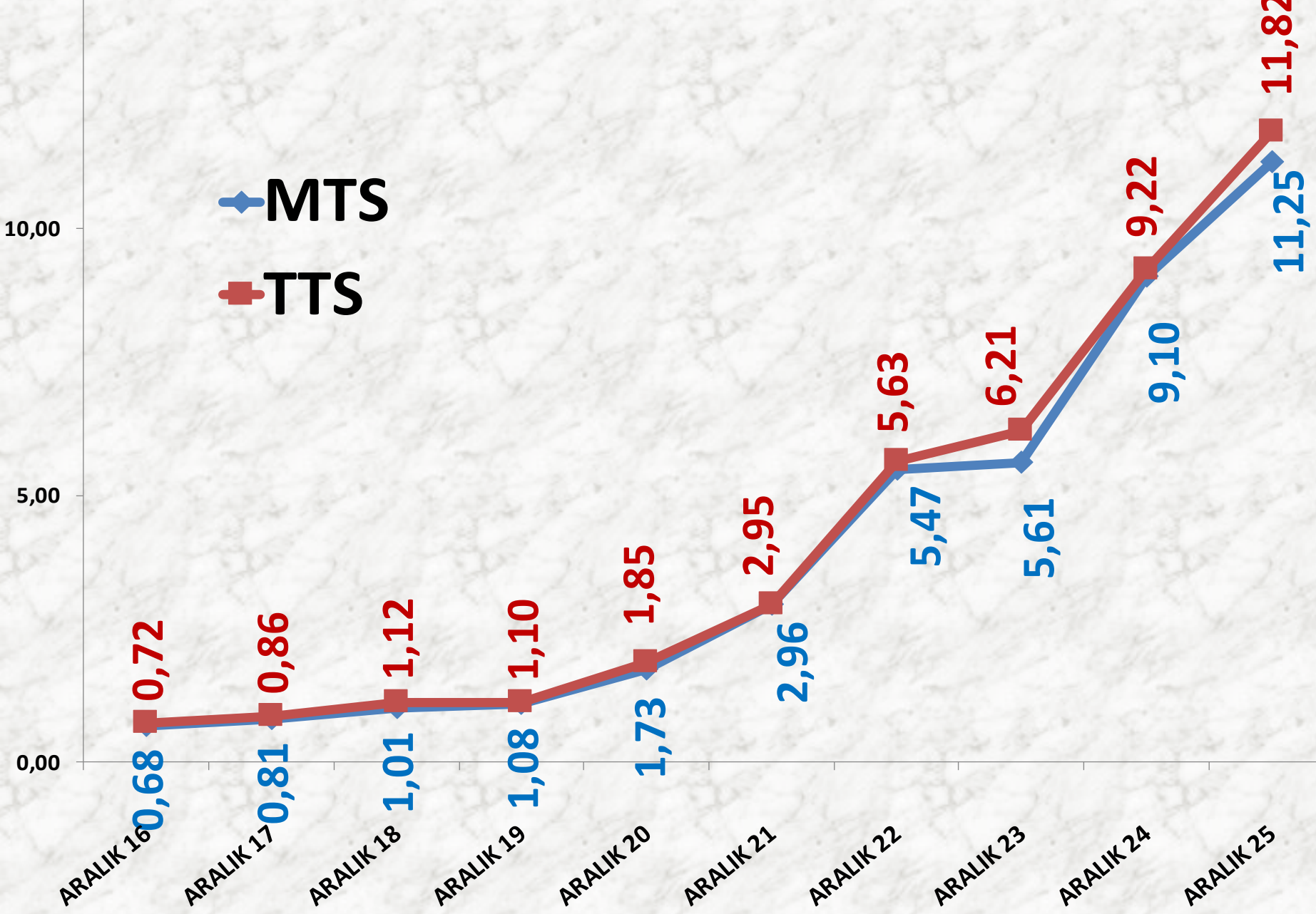
■ TTS

YILLIK MISIR DANE İŞLEM MİKTARI (TON)

■ MTS



ARALIK AYLARI MISIR DANE FİYAT TRENDİ (TL)



NOHUT

İŞLEM MİKTARI TON	2023 ARALIK	2024 ARALIK		2025 ARALIK	
MTS	577 TON	-47%	308 TON	351%	1.387 TON
TTS	175 TON	13%	199 TON	-78%	44 TON

EN AZ FİYAT	2023 ARALIK	2024 ARALIK		2025 ARALIK	
MTS	23,62 TL	48%	35,00 TL	-29%	25,00 TL
TTS	18,00 TL	67%	30,00 TL	-47%	16,00 TL

EN ÇOK FİYAT	2023 ARALIK	2024 ARALIK		2025 ARALIK	
MTS	58,53 TL	28%	75,00 TL	33%	100,00 TL
TTS	39,00 TL	79%	70,00 TL	-66%	24,00 TL

ORTALAMA FİYAT	2023 ARALIK	2024 ARALIK		2025 ARALIK	
MTS	43,66 TL	18%	51,69 TL	52%	78,52 TL
TTS	34,98 TL	67%	58,55 TL	-66%	20,09 TL

NOHUT DOĞAL

İŞLEM MİKTARI TON	2023 ARALIK	2024 ARALIK		2025 ARALIK	
MTS	86 TON	61%	139 TON	1%	140 TON
TTS	0	-	49 TON	-	0

EN AZ FİYAT	2023 ARALIK	2024 ARALIK		2025 ARALIK	
MTS	23,62 TL	48%	35,00 TL	14%	40,00 TL
TTS	-	-	41,00 TL	-	-

EN ÇOK FİYAT	2023 ARALIK	2024 ARALIK		2025 ARALIK	
MTS	30,00 TL	46%	43,88 TL	14%	50,00 TL
TTS	-	-	50,00 TL	-	-

ORTALAMA FİYAT	2023 ARALIK	2024 ARALIK		2025 ARALIK	
MTS	24,40 TL	64%	39,90 TL	13%	44,98 TL
TTS	-	-	41,30 TL	-	-

NOHUT - ELENMİŞ

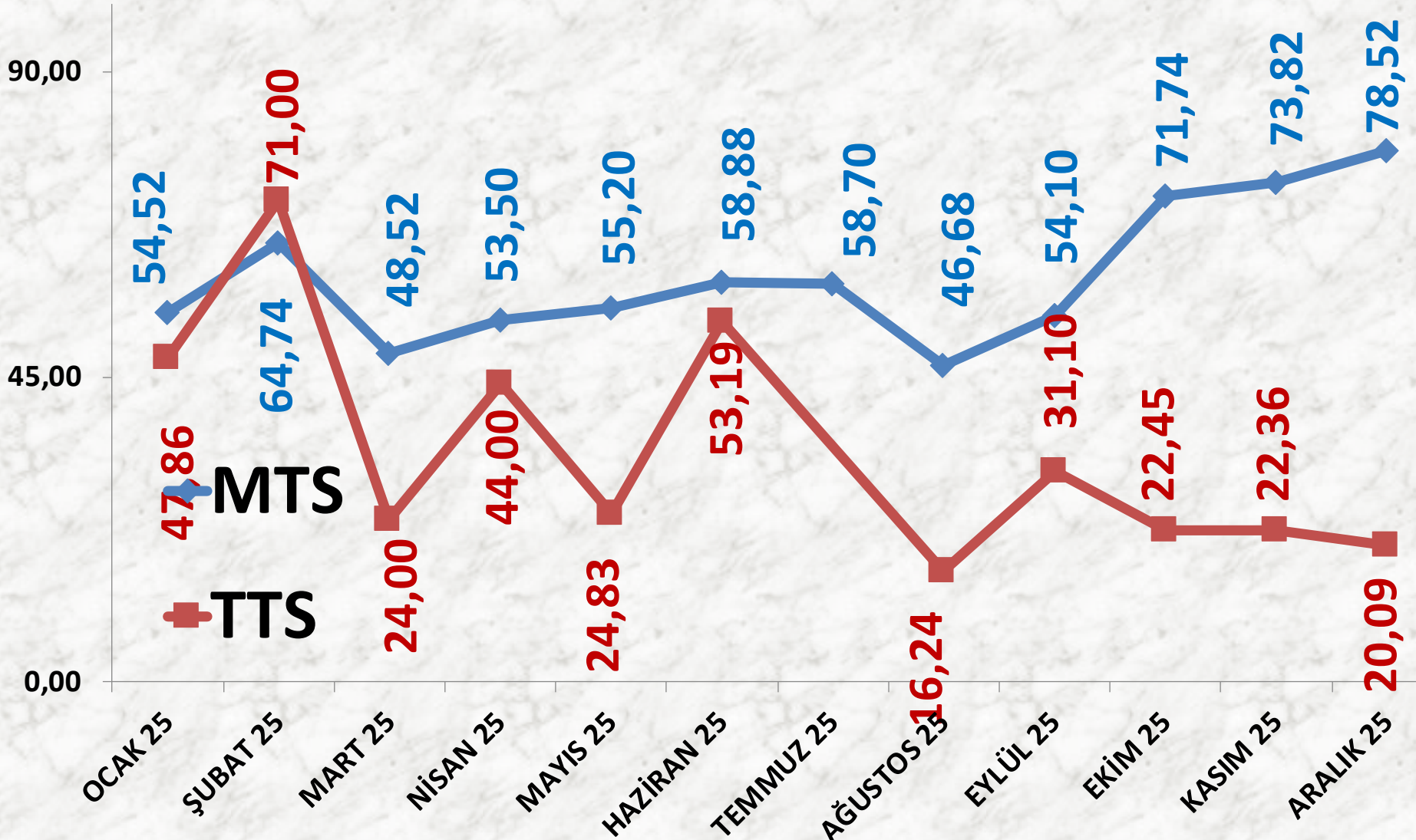
İŞLEM MİKTARI TON	2023 ARALIK	2024 ARALIK		2025 ARALIK	
MTS	491 TON	-66%	168 TON	604%	1.184 TON
TTS	164 TON	-8%	150 TON	-100%	0

EN AZ FİYAT	2023 ARALIK	2024 ARALIK		2025 ARALIK	
MTS	32,95 TL	67%	55,00 TL	-8%	50,50 TL
TTS	33,25 TL	58%	52,42 TL	-	-

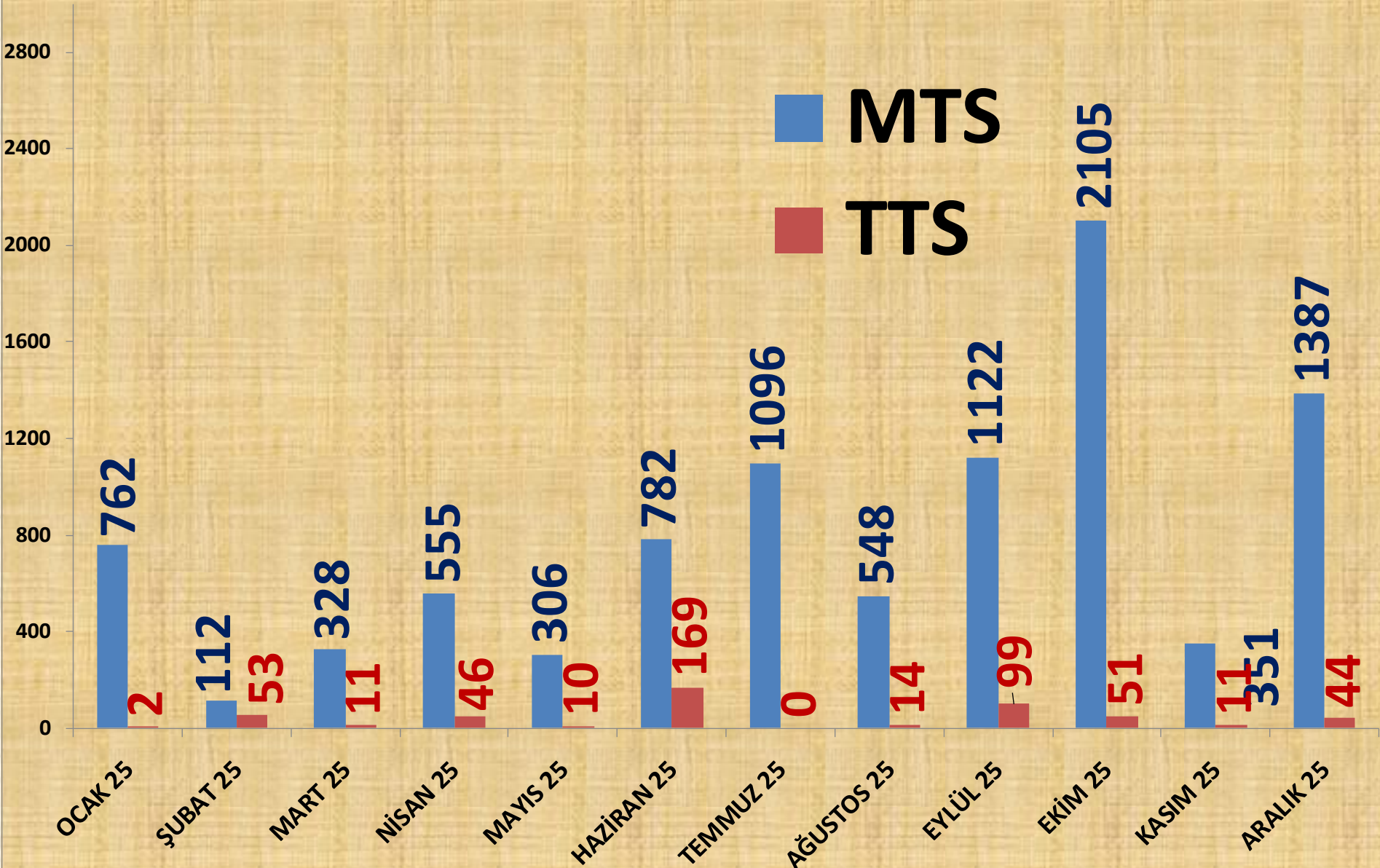
EN ÇOK FİYAT	2023 ARALIK	2024 ARALIK		2025 ARALIK	
MTS	58,53 TL	28%	75,00 TL	33%	100,00 TL
TTS	39,00 TL	79%	70,00 TL	-	-

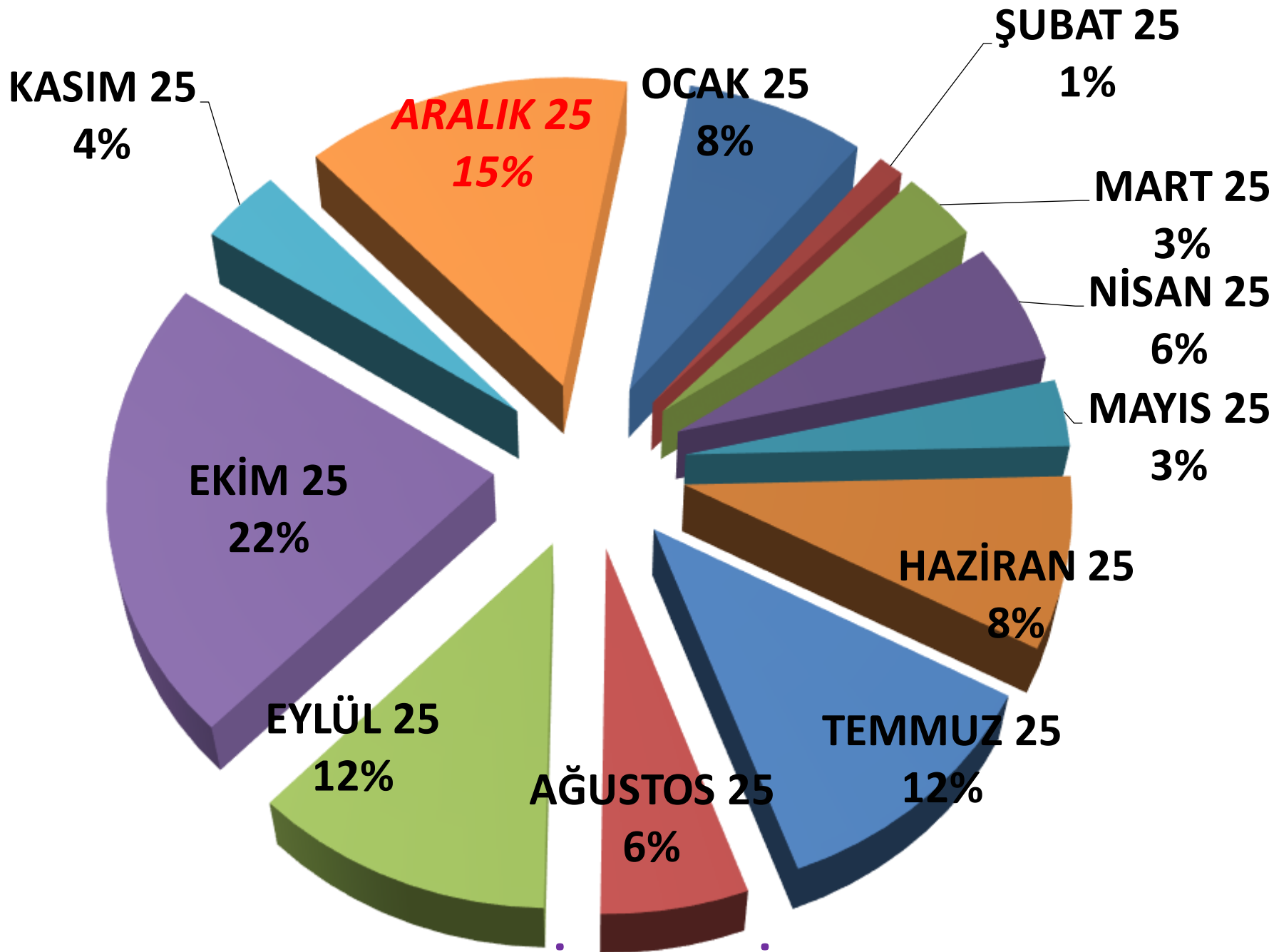
ORTALAMA FİYAT	2023 ARALIK	2024 ARALIK		2025 ARALIK	
MTS	47,05 TL	31%	61,43 TL	39%	85,22 TL
TTS	36,13 TL	77%	64,11 TL	-	-

AYLIK NOHUT FİYAT TRENDİ (TL)



AYLIK NOHUT İŞLEM MİKTARI (TON)



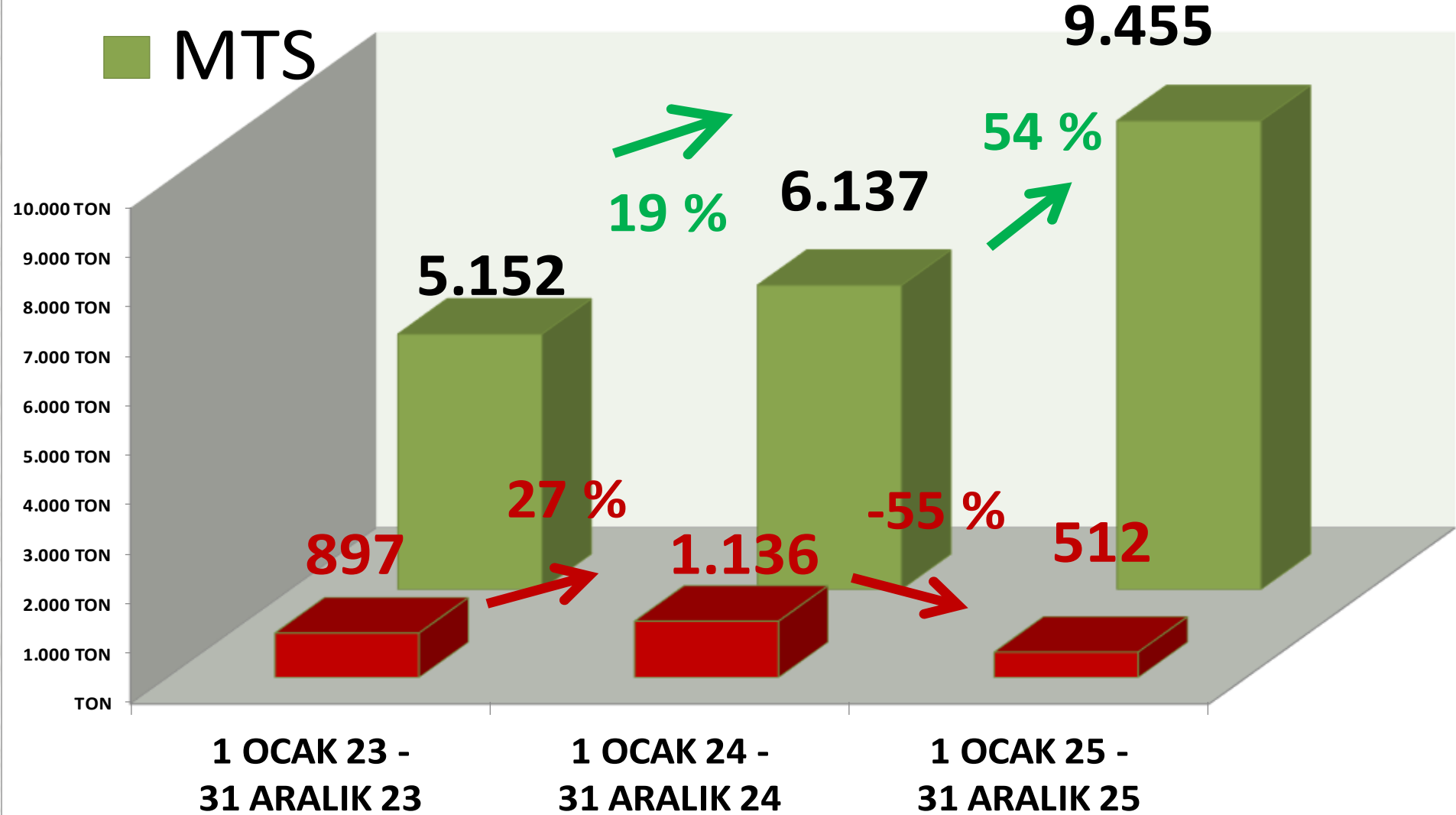


AYLIK NOHUT MTS İŞLEM MİKTARI ORANLARI

■ TTS

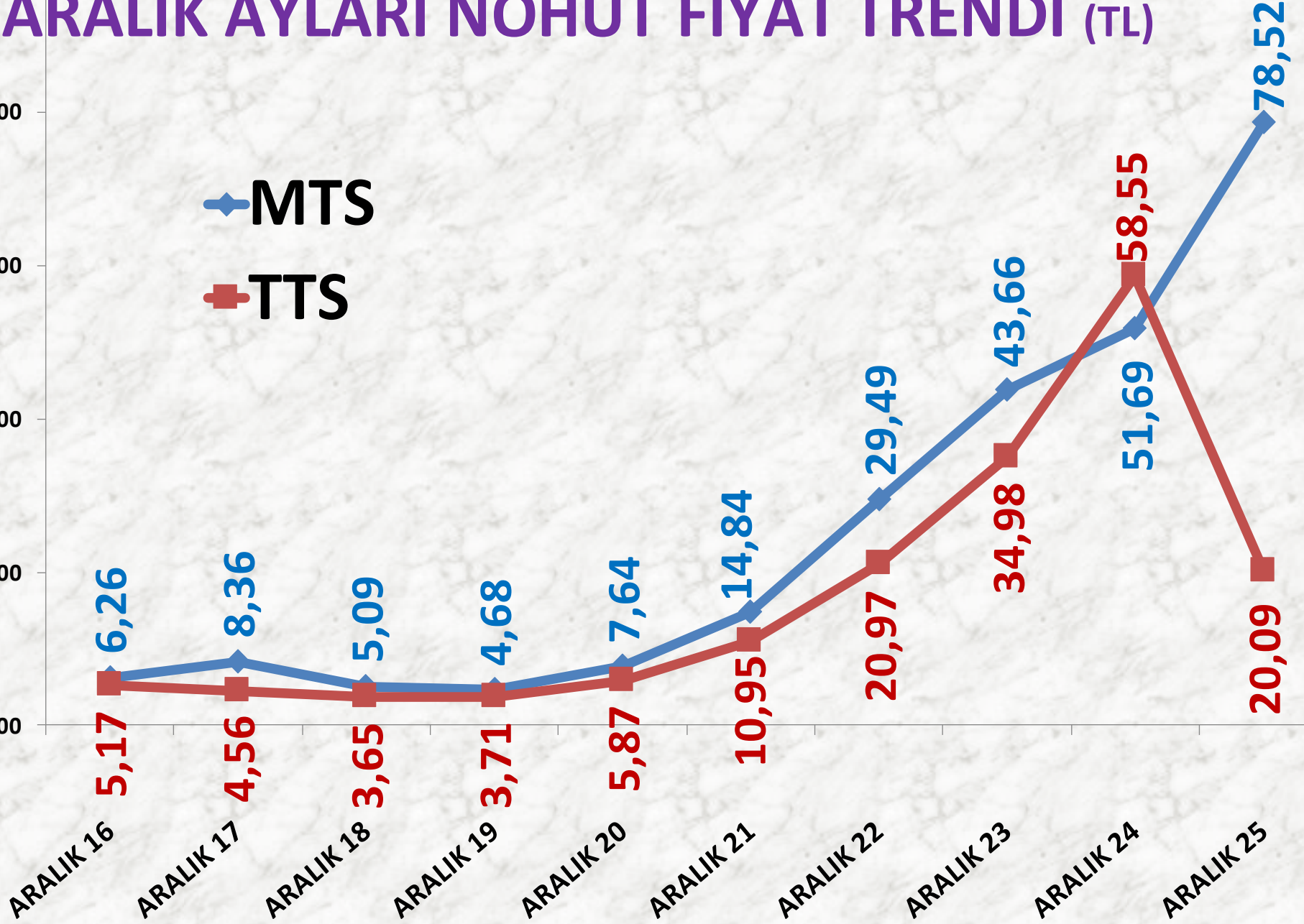
YILLIK NOHUT İŞLEM MİKTARI (TON)

■ MTS



ARALIK AYLARI NOHUT FİYAT TRENDİ (TL)

◆ MTS
■ TTS



BEYAZ LEBLEBİ

LEBLEBİ BEYAZ 8,50 mm

İŞLEM MİKTARI TON	2023 ARALIK		2024 ARALIK		2025 ARALIK	
	TTS	0	-	0	-	1 TON

LEBLEBİ BEYAZ 9 mm

İŞLEM MİKTARI TON	2023 ARALIK		2024 ARALIK		2025 ARALIK	
	TTS	206 TON	16%	238 TON	-50%	120 TON

BEYAZ LEBLEBİ

LEBLEBİ BEYAZ 9 + 9,50 mm

İŞLEM MİKTARI TON	2023 ARALIK		2024 ARALIK		2025 ARALIK	
	TTS	99 TON	-83%	17 TON	604%	118 TON

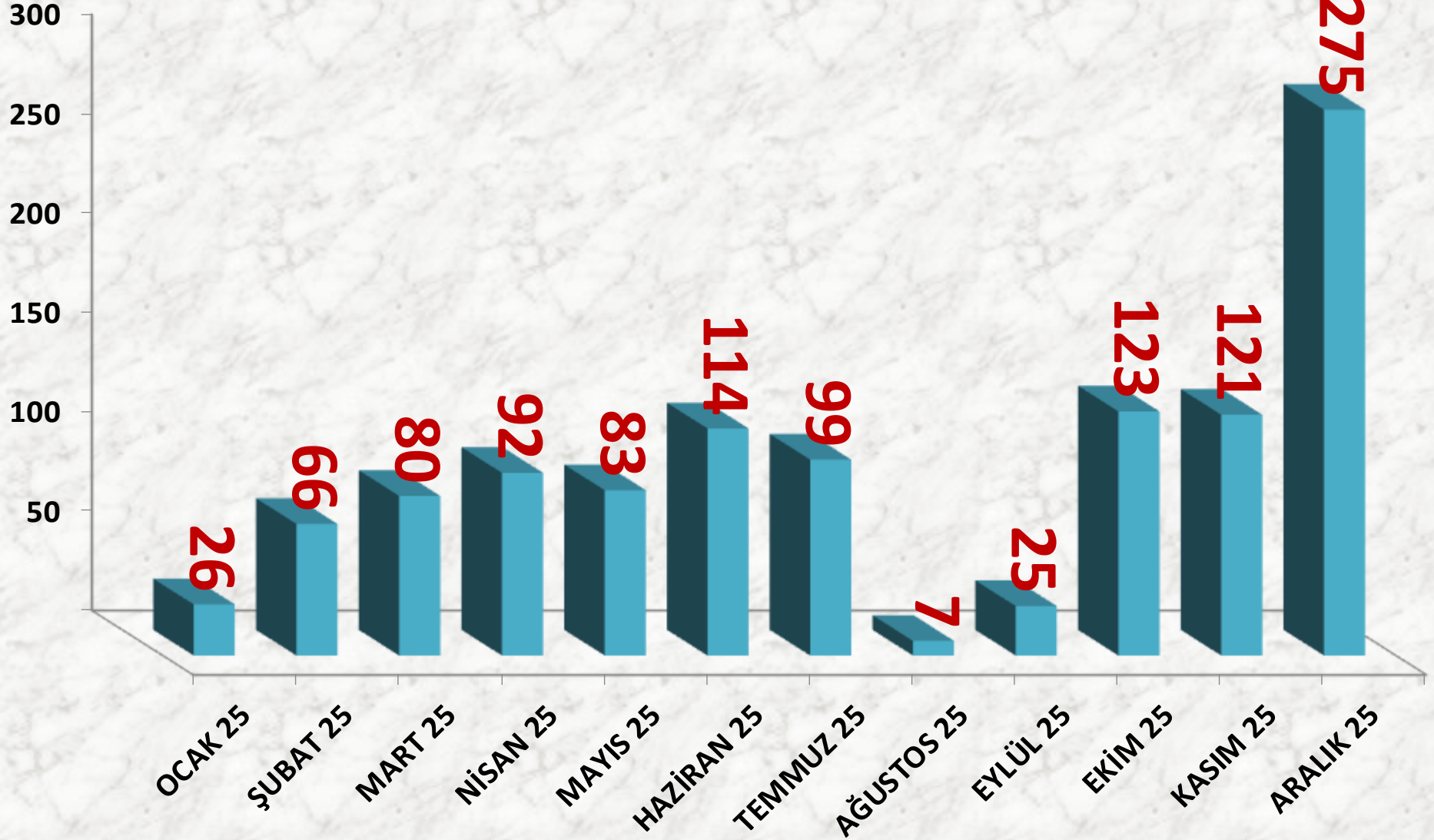
LEBLEBİ ELENTİ (Beyaz)

İŞLEM MİKTARI TON	2023 ARALIK		2024 ARALIK		2025 ARALIK	
	TTS	6 TON	-	0	-	36 TON

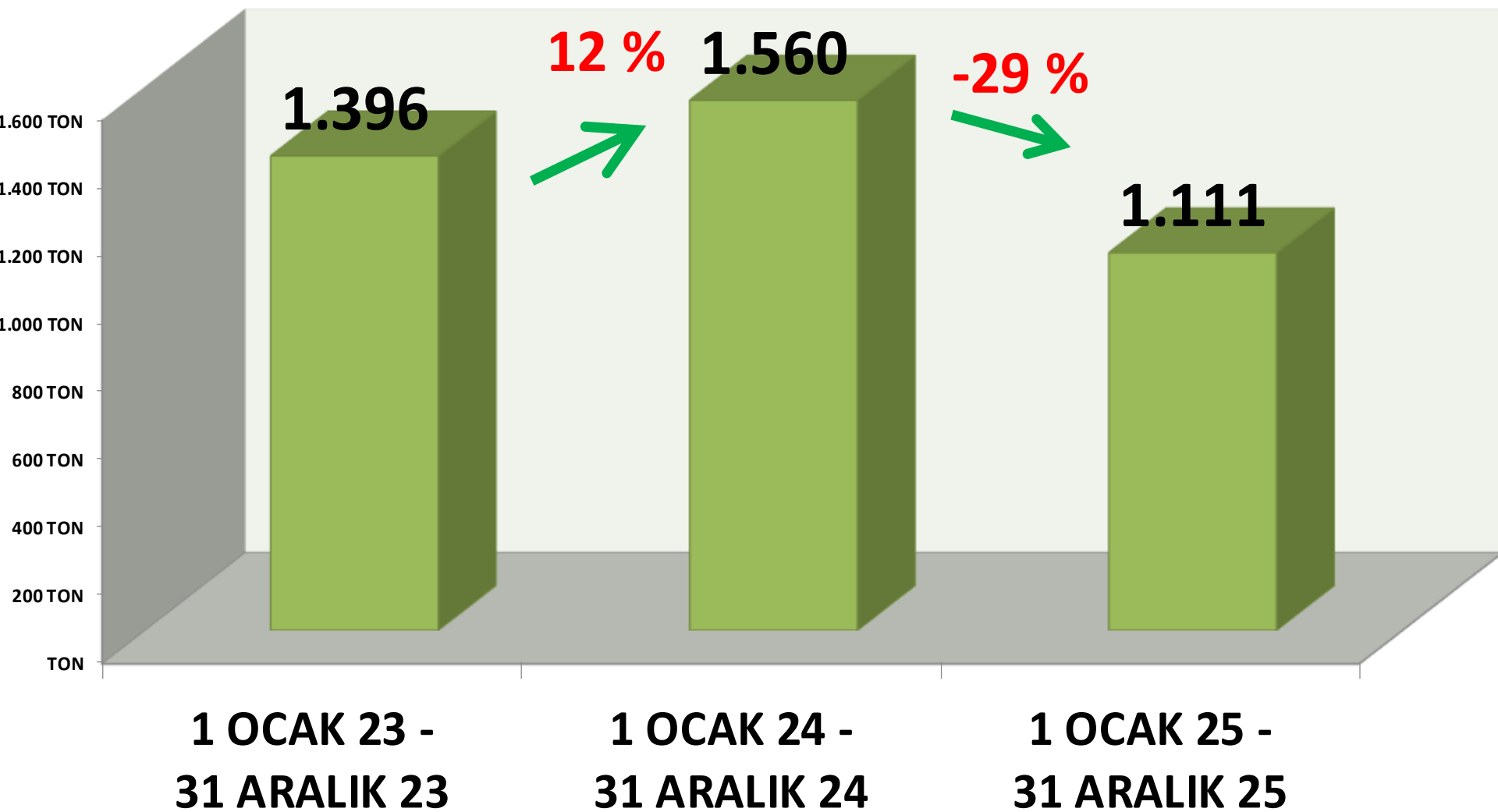
LEBLEBİ BEYAZ TOPLAM

İŞLEM MİKTARI TON	2023 ARALIK		2024 ARALIK		2025 ARALIK	
	TTS	<u>310 TON</u>	-18%	<u>255 TON</u>	8%	<u>275 TON</u>

Leblebi Beyaz İşlem Miktarı (Ton)



YILLIK TOPLAM BEYAZ LEBLEBİ İŞLEM MİKTARI (TON)



LEBLEBİ BEYAZ 8,50 mm FİYATLARI

FİYAT	2023 ARALIK	2024 ARALIK		2025 ARALIK	
EN AZ	-	-	-	-	83,00 TL
EN ÇOK	-	-	-	-	83,00 TL
ORTALAMA	-	-	-	-	83,00 TL

LEBLEBİ BEYAZ 9 mm FİYATLARI

FİYAT	2023 ARALIK	2024 ARALIK		2025 ARALIK	
EN AZ	72,00 TL	38%	99,58 TL	21%	120,79 TL
EN ÇOK	90,00 TL	36%	122,00 TL	29%	157,00 TL
ORTALAMA	81,04 TL	35%	109,56 TL	26%	138,06 TL

LEBLEBİ BEYAZ 9 + 9,50 mm FİYATLARI

FİYAT	2023 ARALIK	2024 ARALIK		2025 ARALIK	
EN AZ	68,00 TL	21%	82,00 TL	20%	98,00 TL
EN ÇOK	70,00 TL	27%	89,00 TL	35%	120,00 TL
ORTALAMA	68,49 TL	22%	83,36 TL	39%	115,52 TL

LEBLEBİ ELENTİ (Beyaz) Fiyatları

ORTALAMA FİYAT	2023 ARALIK	2024 ARALIK		2025 ARALIK	
	10,00 TL	-	-	-	15,00 TL

SARI LEBLEBİ

LEBLEBİ SARI 9 mm

İŞLEM MİKT. TON	2023 ARALIK	2024 ARALIK		2025 ARALIK	
TTS	1 TON	7400%	48 TON	-94%	3 TON

LEBLEBİ SARI 9,50 mm

İŞLEM MİKT. TON	2023 ARALIK	2024 ARALIK		2025 ARALIK	
TTS	77 TON	58%	122 TON	-99%	1 TON

LEBLEBİ SARI 9,75 mm

İŞLEM MİKT. TON	2023 ARALIK	2024 ARALIK		2025 ARALIK	
TTS	50 TON	202%	150 TON	-43%	85 TON

LEBLEBİ SARI 10 mm

İŞLEM MİKT. TON	2023 ARALIK	2024 ARALIK		2025 ARALIK	
TTS	257 TON	-75%	63 TON	245%	219 TON

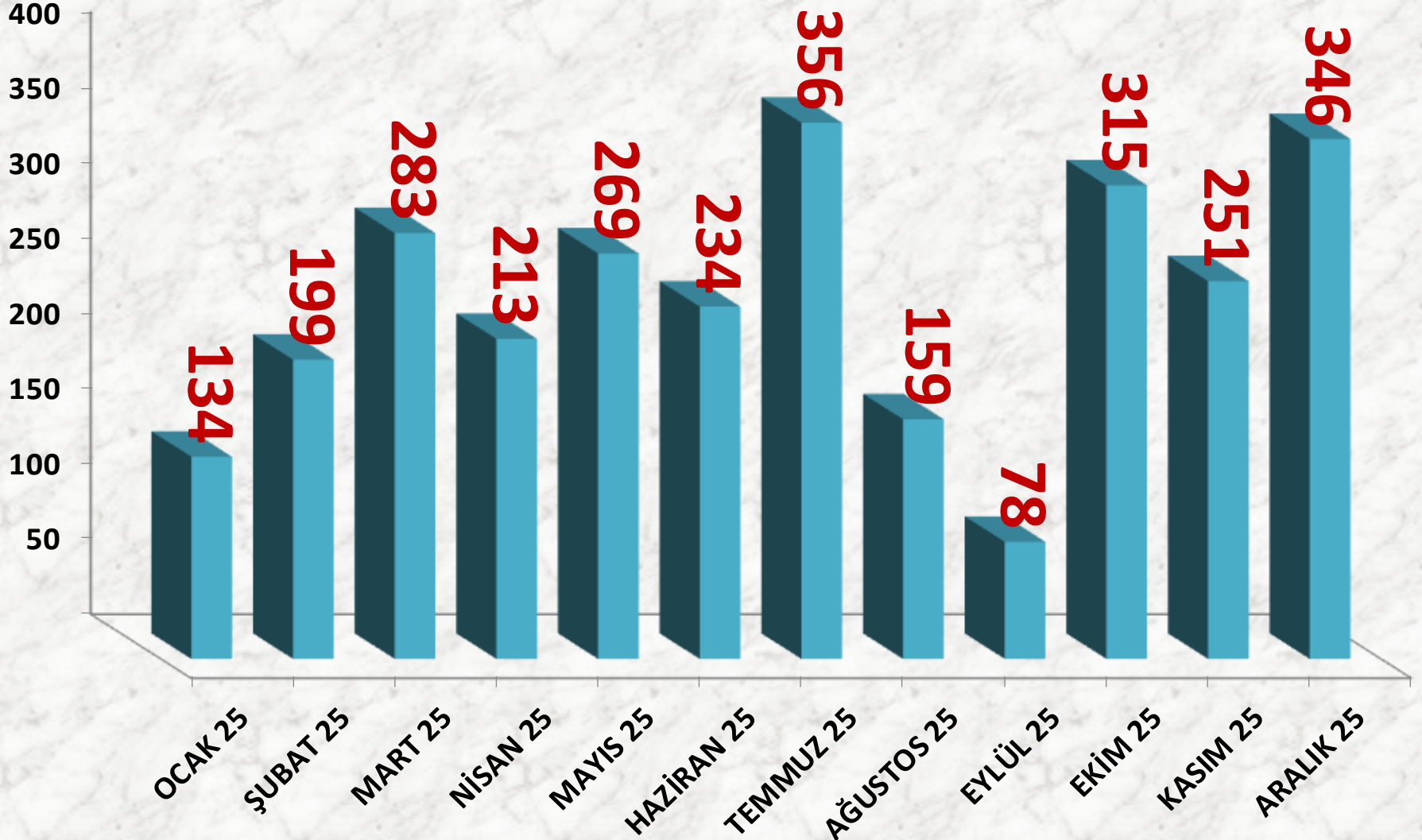
LEBLEBİ KALBURALTI (SARI)

İŞLEM MİKT. TON	2023 ARALIK	2024 ARALIK		2025 ARALIK	
TTS	3 TON	-66%	1 TON	3660%	38 TON

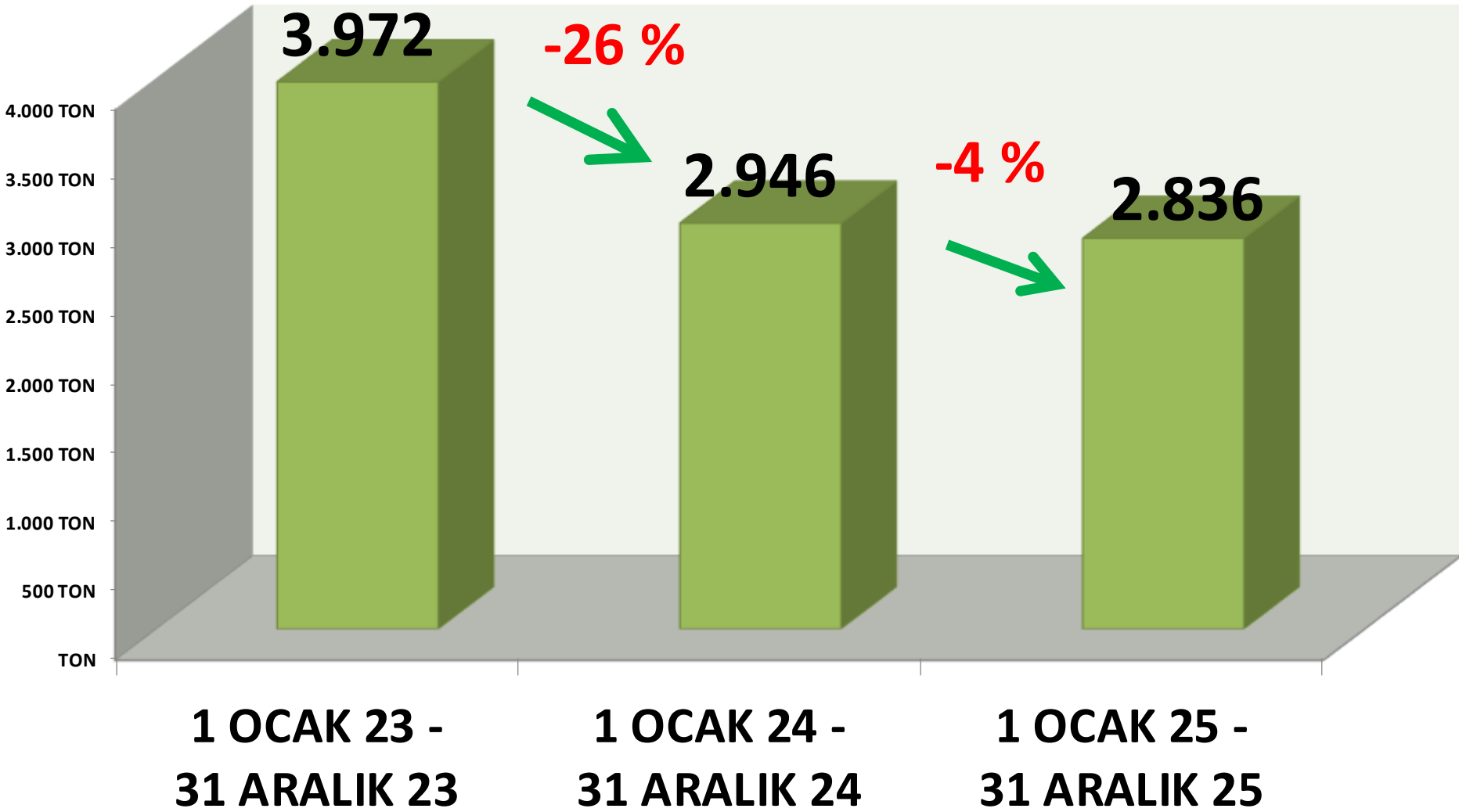
LEBLEBİ SARI TOPLAM

İŞLEM MİKT. TON	2023 ARALIK	2024 ARALIK		2025 ARALIK	
TTS	<u>388 TON</u>	-1%	<u>385 TON</u>	-10%	<u>346 TON</u>

Leblebi Sarı İşlem Miktarı (Ton)



YILLIK TOPLAM SARI LEBLEBİ İŞLEM MİKTARI (TON)



LEBLEBİ SARI 9 mm FİYATLARI

	2023 ARALIK	2024 ARALIK		2025 ARALIK	
EN AZ	48,00 TL	21%	58,00 TL	29%	75,00 TL
EN ÇOK	48,00 TL	21%	58,00 TL	29%	75,00 TL
ORTALAMA	48,00 TL	21%	58,00 TL	29%	75,00 TL

LEBLEBİ SARI 9,50 mm FİYATLARI

	2023 ARALIK	2024 ARALIK		2025 ARALIK	
EN AZ	51,00 TL	50%	76,44 TL	11%	85,00 TL
EN ÇOK	59,00 TL	35%	79,90 TL	6%	85,00 TL
ORTALAMA	57,22 TL	35%	77,12 TL	10%	85,00 TL

LEBLEBİ SARI 9,75 mm FİYATLARI

	2023 ARALIK	2024 ARALIK		2025 ARALIK	
EN AZ	60,00 TL	42%	85,35 TL	23%	105,00 TL
EN ÇOK	64,50 TL	40%	90,00 TL	33%	120,00 TL
ORTALAMA	60,80 TL	43%	86,96 TL	29%	112,02 TL

LEBLEBİ SARI 10 mm FİYATLARI

	2023 ARALIK	2024 ARALIK		2025 ARALIK	
EN AZ	65,00 TL	41%	91,50 TL	33%	122,00 TL
EN ÇOK	92,00 TL	30%	120,00 TL	73%	207,00 TL
ORTALAMA	74,09 TL	40%	103,67 TL	56%	161,24 TL

LEBLEBİ KALBURALTI (SARI) FİYATLARI

	2023 ARALIK	2024 ARALIK		2025 ARALIK	
ORTALAMA FİYAT	18,00 TL	78%	31,97 TL	-14%	27,56 TL

YILLIK YURTIÇI TOPLAM LEBLEBİ İŞLEM MİKTARI

MIKTAR	1 OCAK 23 - 31 ARALIK 23	1 OCAK 24 - 31 ARALIK 24		1 OCAK 25 - 31 ARALIK 25	
SARI	3.972 TON	-26%	2.946 TON	-4%	2.836 TON
BEYAZ	1.396 TON	12%	1.560 TON	-29%	1.111 TON
KAPL.+KIRIK	2.077 TON	-14%	1.778 TON	-15%	1.503 TON
LEBLEBİ TOPLAM	7.445 TON	-16%	6.284 TON	-13%	5.451 TON

YILLIK TOPLAM TTS LEBLEBİ TESCİLİ



KAPL. + KIRIK



BEYAZ



SARI

40.000 TON
35.000 TON
30.000 TON
25.000 TON
20.000 TON
15.000 TON
10.000 TON
5.000 TON
TON

1 OCAK 23 -
31 ARALIK 23

2077 TON
1.396 TON
3.972 TON

-16 %

1 OCAK 24 -
31 ARALIK 24

1778 TON
1.560 TON
2.946 TON

-13 %

1 OCAK 25 -
31 ARALIK 25

1503 TON
1.111 TON
2.836 TON

LEBLEBİ İHRACAT MİKTARLARI

2023 ARALIK

SARI LEBLEBİ	23.304 kg.
BEYAZ LEBLEBİ	23.310 kg.
KAPLAMALI LEBLEBİ	4.252 kg.
KIRIK LEBLEBİ	-
LEBLEBİ UNU	-
LEBLEBİ KALBURALTI	-
TOPLAM	50.866 kg.

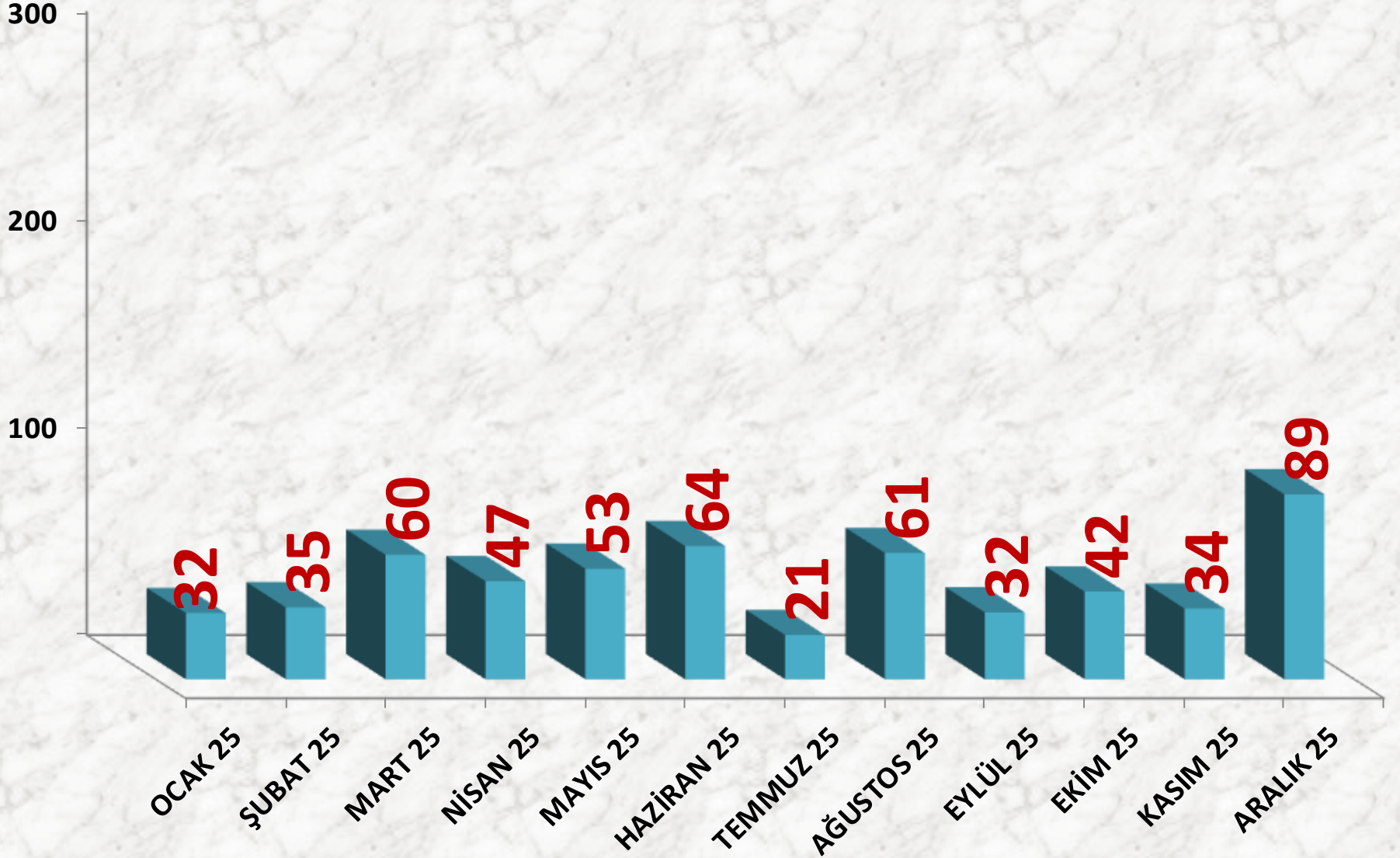
2024 ARALIK

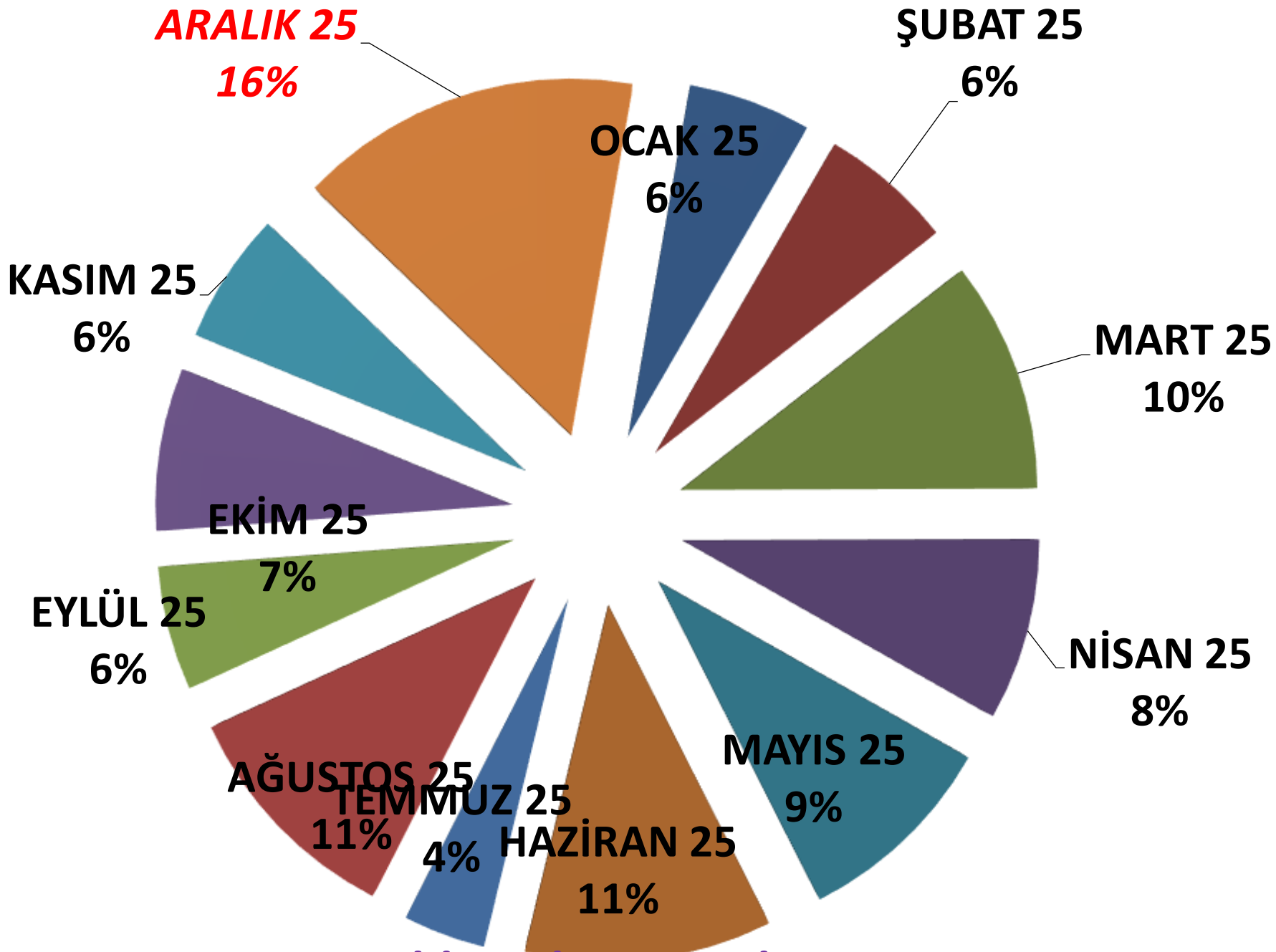
SARI LEBLEBİ	8.500 kg.
BEYAZ LEBLEBİ	2.000 kg.
KAPLAMALI LEBLEBİ	2.000 kg.
KIRIK LEBLEBİ	-
LEBLEBİ UNU	-
LEBLEBİ KALBURALTI	-
TOPLAM	12.500 kg.

2025 ARALIK

SARI LEBLEBİ	56.160 kg.
BEYAZ LEBLEBİ	27.840 kg.
KAPLAMALI LEBLEBİ	5.040 kg.
KIRIK LEBLEBİ	-
LEBLEBİ UNU	-
LEBLEBİ KALBURALTI	-
TOPLAM	89.040 kg.

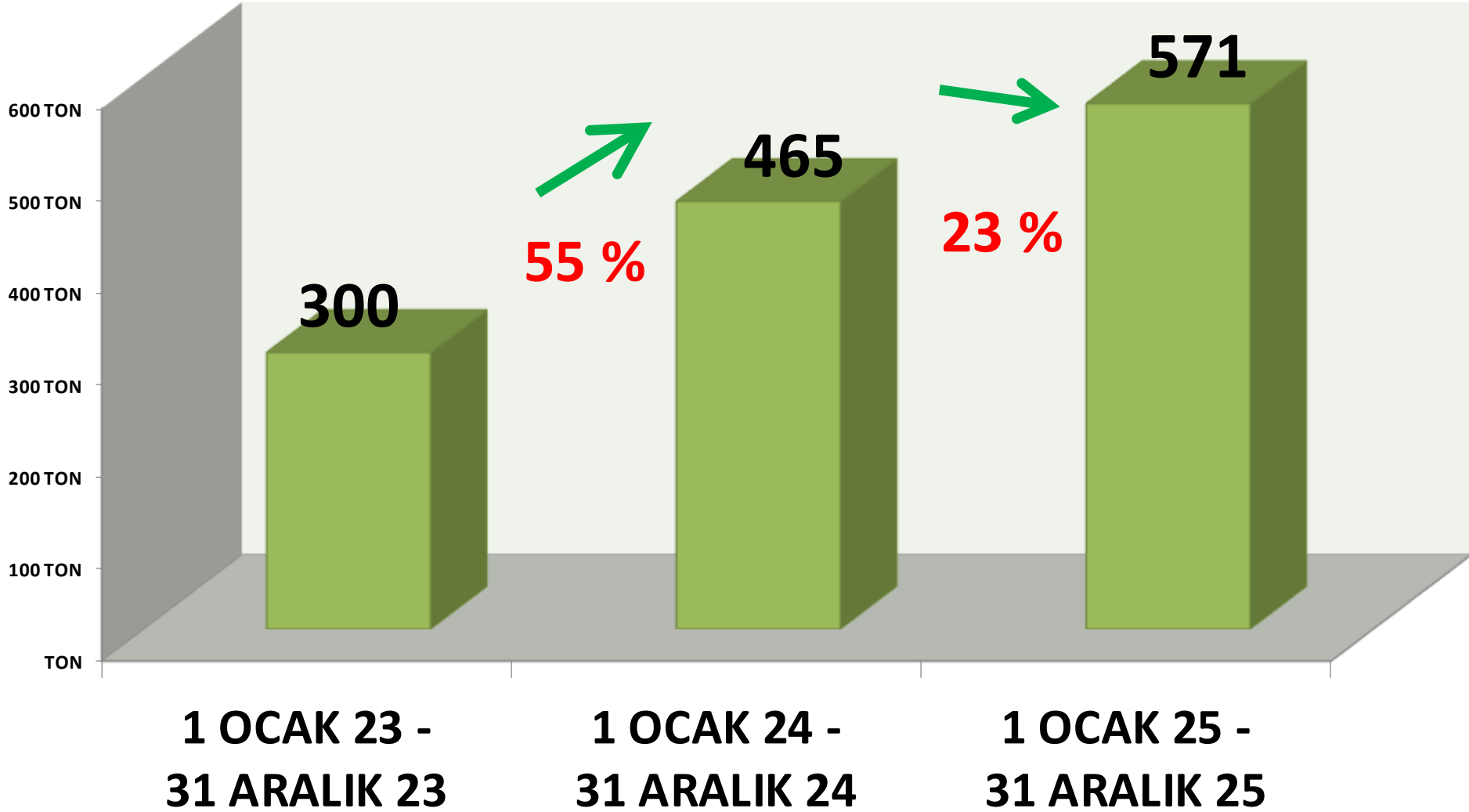
Leblebi İhracat (Ton)





AYLIK LEBLEBİ İHR. İŞLEM MİKTARI ORANLARI

YILLIK TOPLAM LEBLEBİ İHRACAT MİKTARI (TON)



AYÇEKİRDEĞİ

İŞLEM MİKTARI TON	2023 ARALIK	2024 ARALIK		2025 ARALIK	
MTS	1.854 TON	180%	5.183 TON	-21%	4.072 TON
TTS	1.857 TON	65%	3.061 TON	14%	3.493 TON

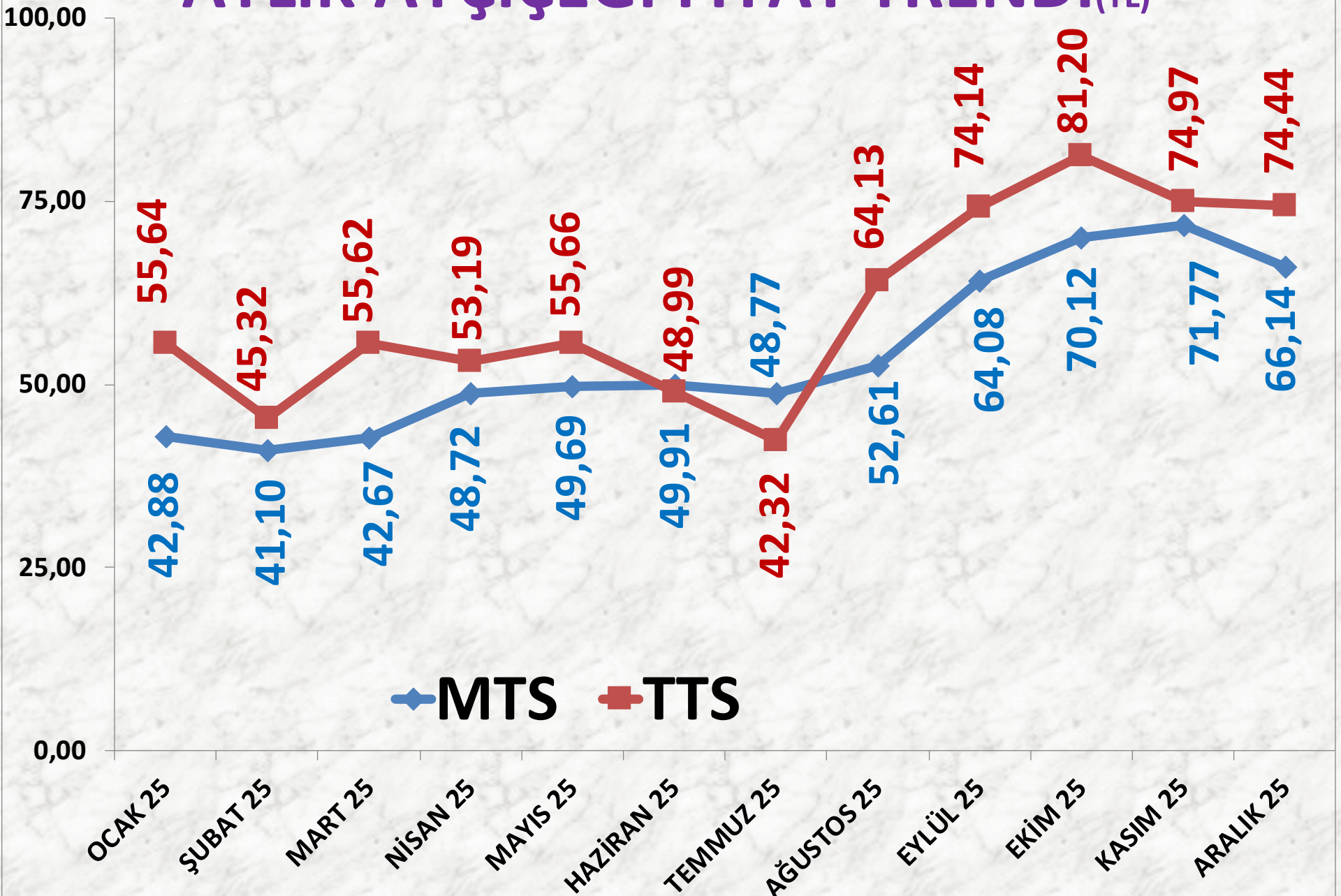
AYÇİÇEĞİ FİYATLARI

EN AZ FİYAT	2023 ARALIK	2024 ARALIK		2025 ARALIK	
MTS	40,82 TL	-29%	28,96 TL	13%	32,65 TL
TTS	30,00 TL	-7%	28,00 TL	36%	38,00 TL

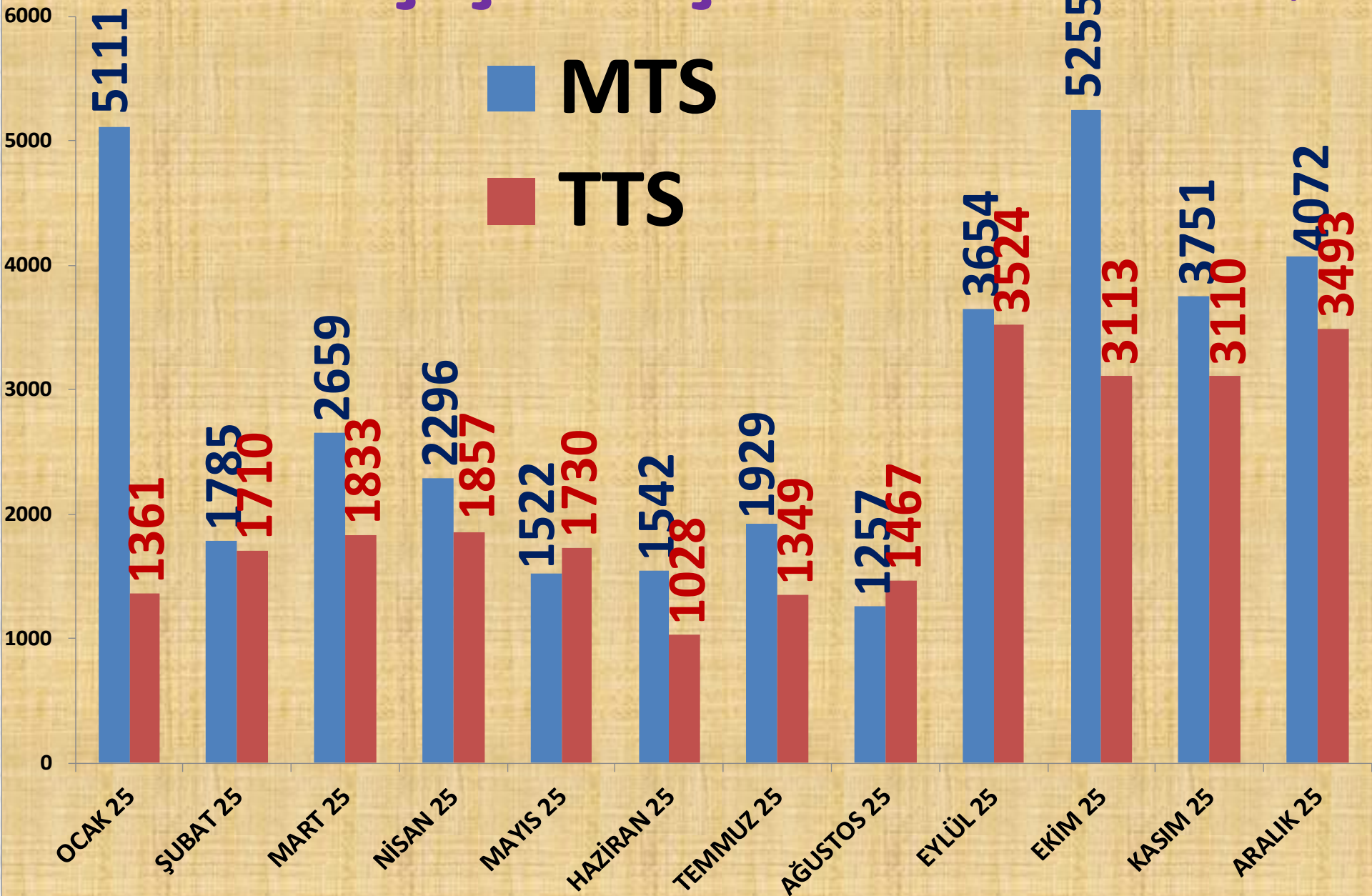
EN ÇOK FİYAT	2023 ARALIK	2024 ARALIK		2025 ARALIK	
MTS	91,91 TL	-16%	77,56 TL	55%	120,12 TL
TTS	75,48 TL	32%	100,00 TL	80%	180,00 TL

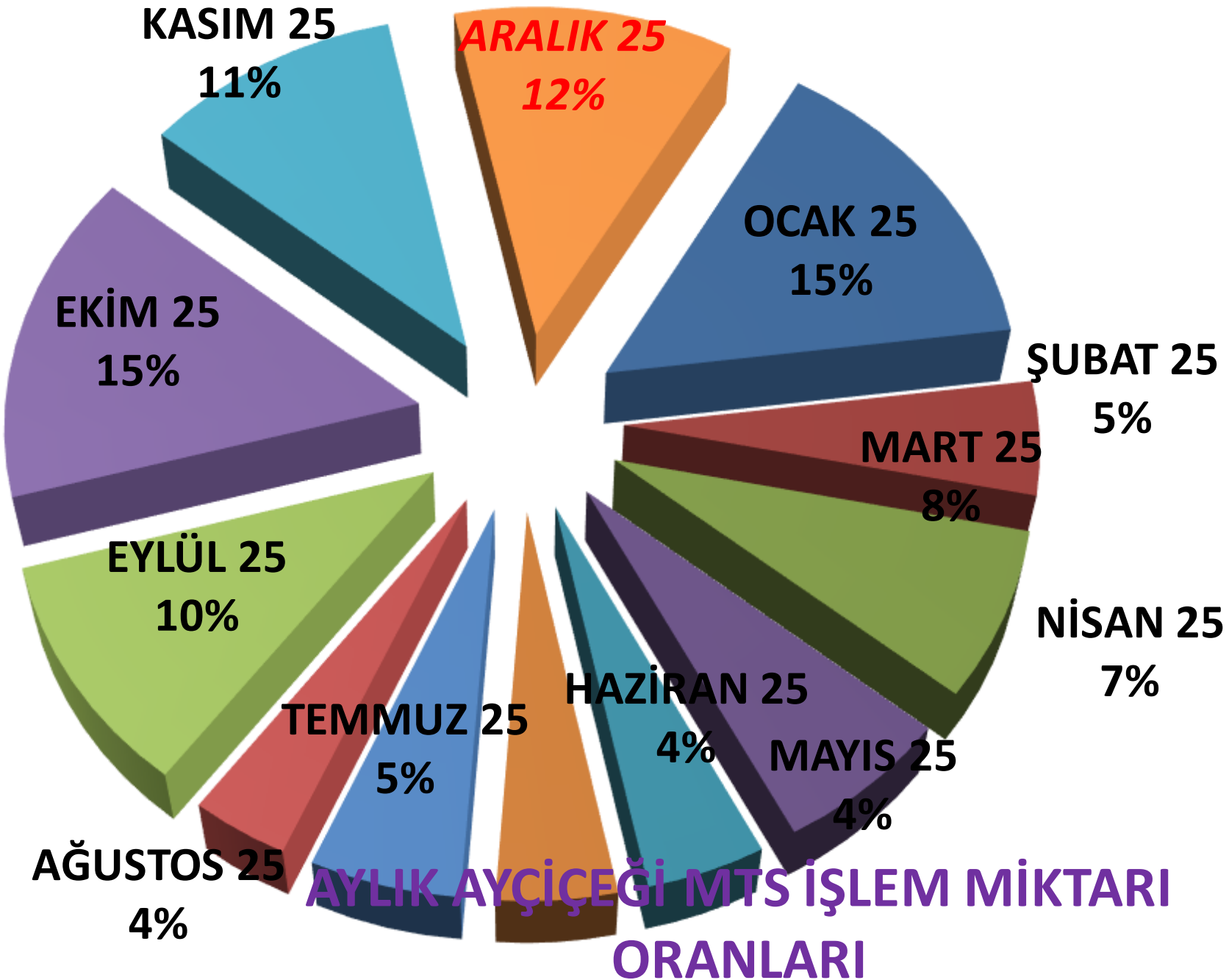
ORTALAMA FİYAT	2023 ARALIK	2024 ARALIK		2025 ARALIK	
MTS	38,30 TL	19%	45,53 TL	45%	66,14 TL
TTS	45,10 TL	15%	51,80 TL	44%	74,44 TL

AYLIK AYÇİÇEĞİ FİYAT TRENDİ (TL)



AYLIK AYÇİÇEĞİ İŞLEM MİKTARI (TON)

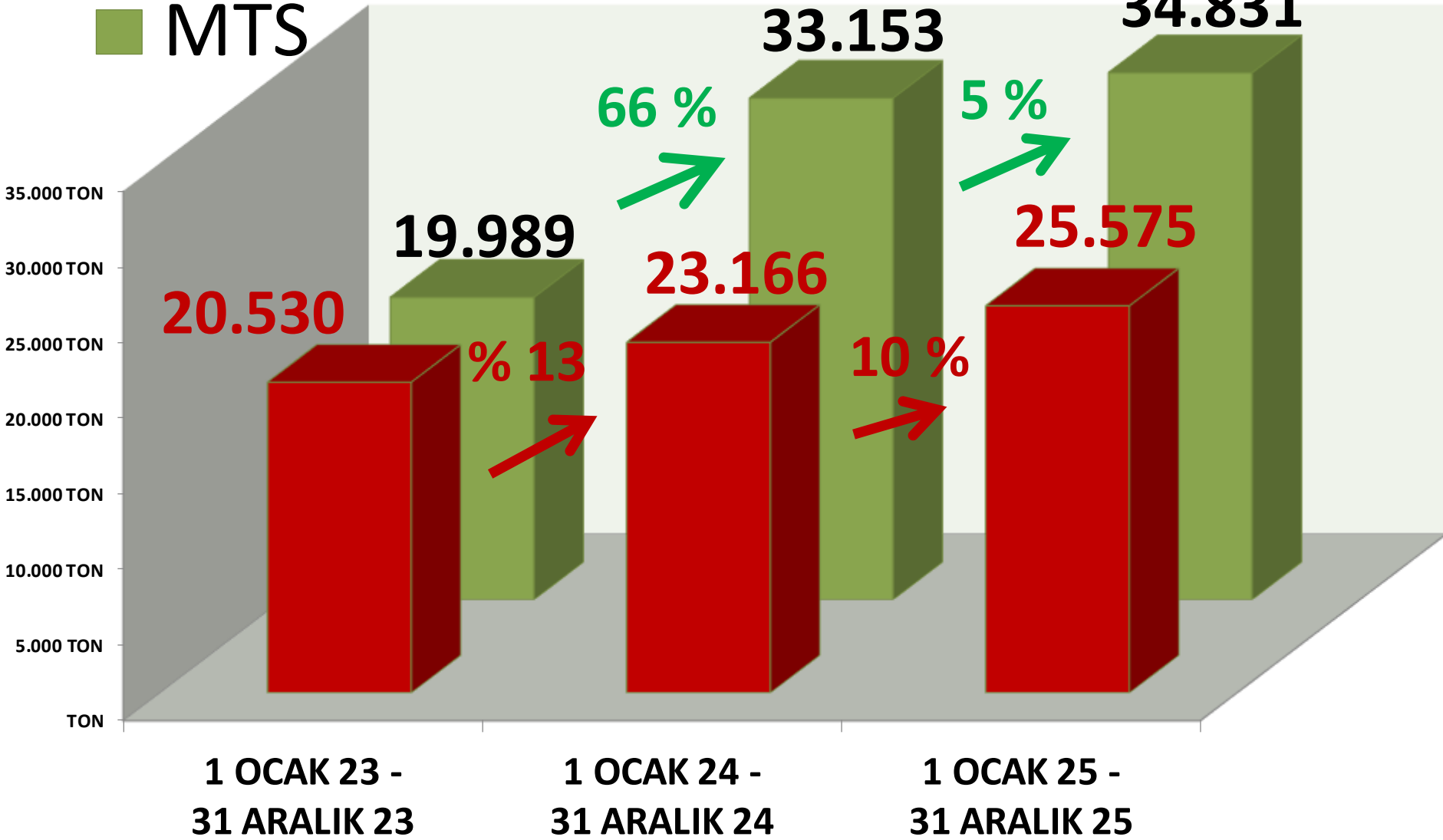




YILLIK AYÇİÇEĞİ İŞLEM MİKTARI (TON)

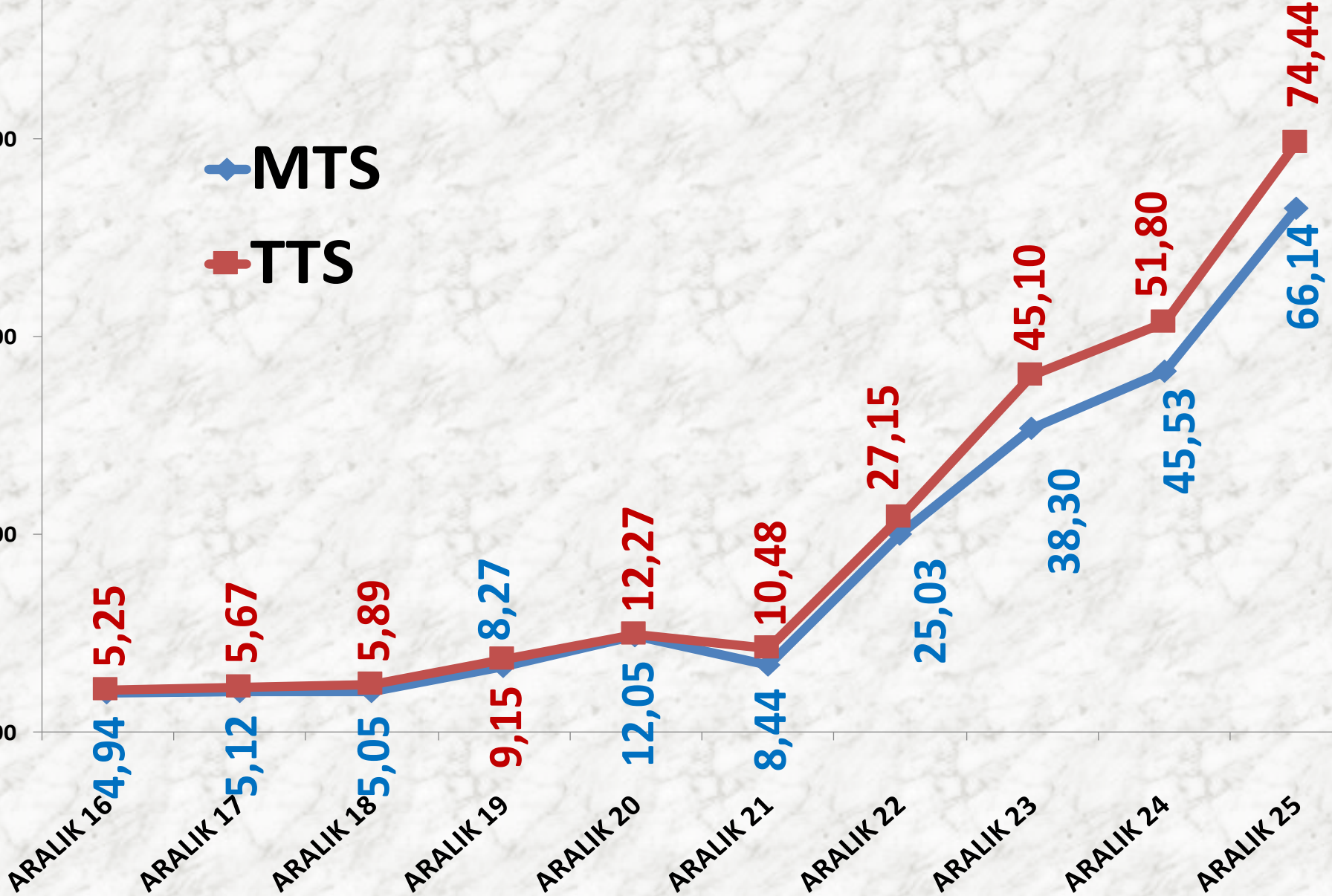
■ TTS

■ MTS



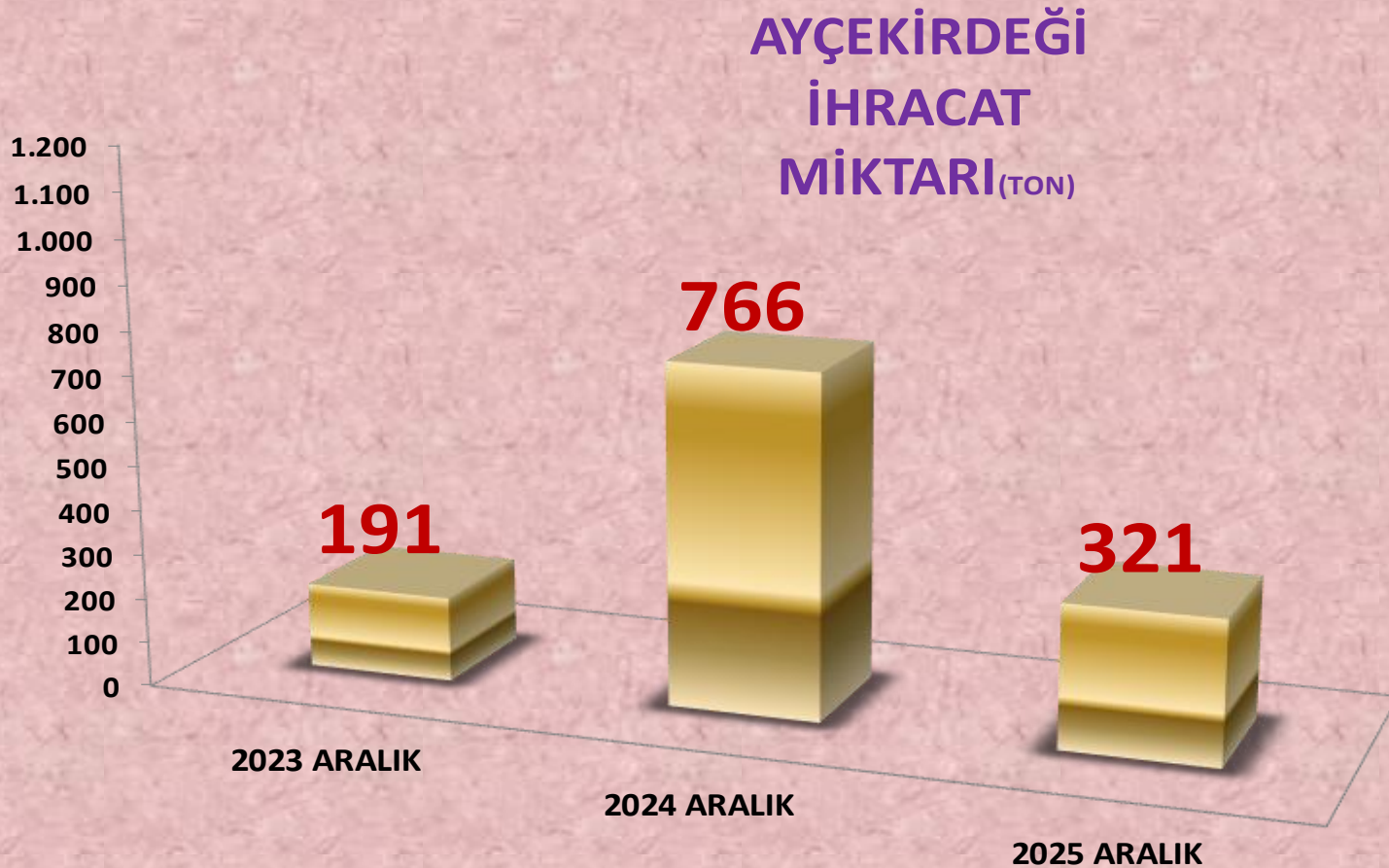
ARALIK AYLARI AYÇİÇEĞİ FİYAT TRENDİ (TL)

◆ MTS
■ TTS

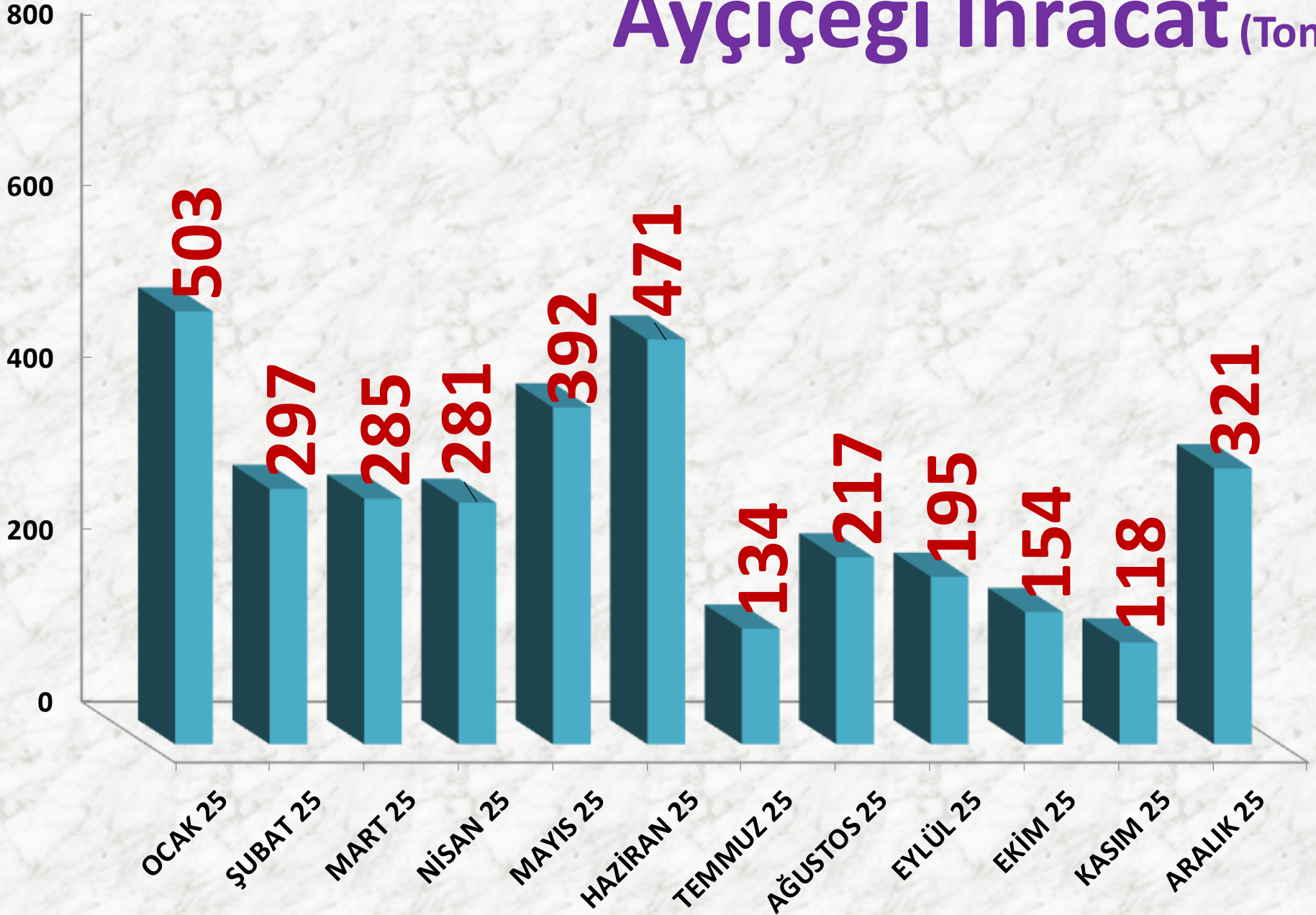


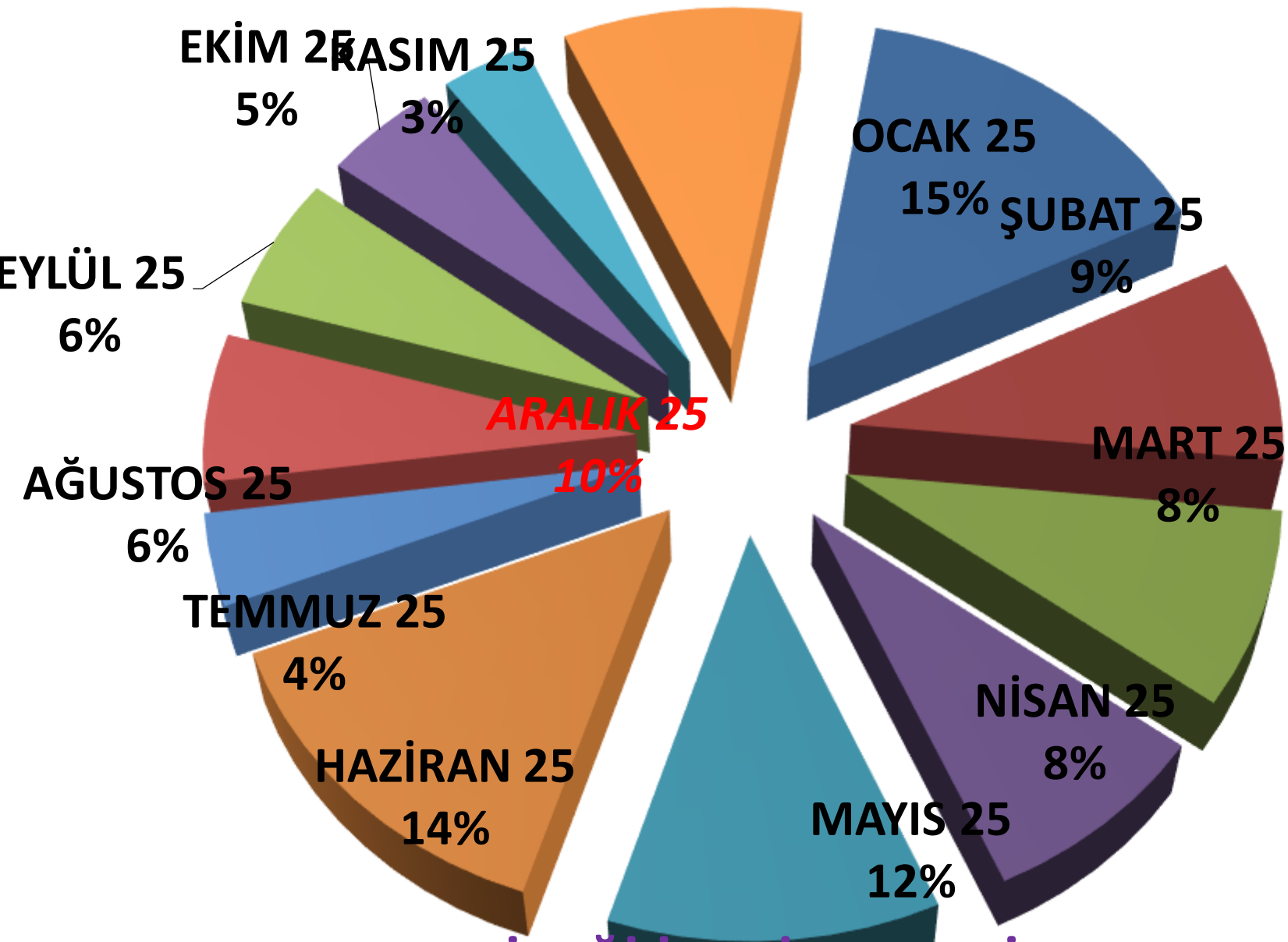
AYÇEKİRDEĞİ İHRACATI

	2023 ARALIK	2024 ARALIK		2025 ARALIK	
İHRACAT	191 TON	301%	766 TON	-58%	321 TON



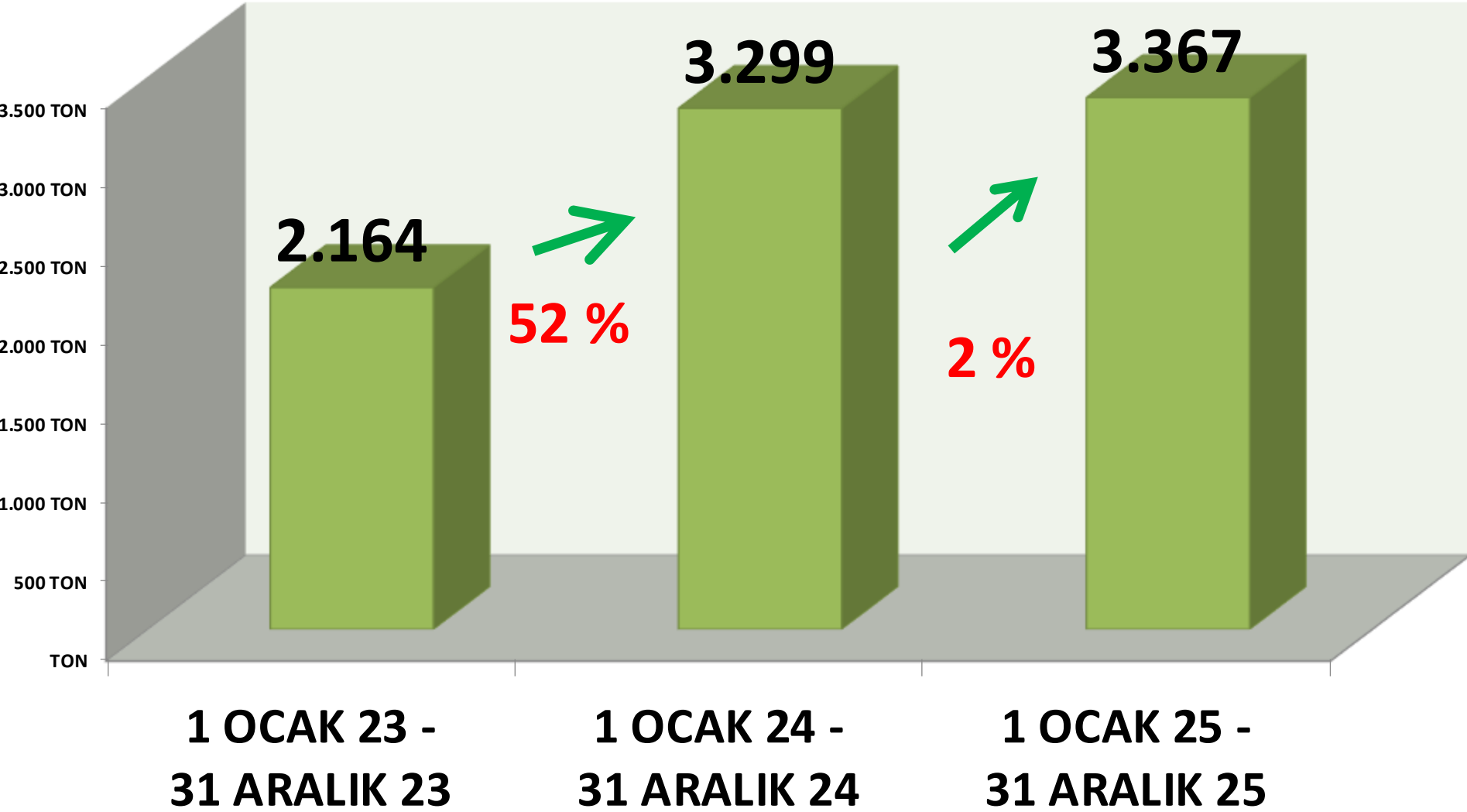
Ayçiçeği İhracat (Ton)





AYLIK AYÇİÇEĞİ İHR. İŞLEM MİKTARI ORANLARI

YILLIK TOPLAM AYÇIÇEĐİ İHRACAT MİKTARI (TON)



SÜT

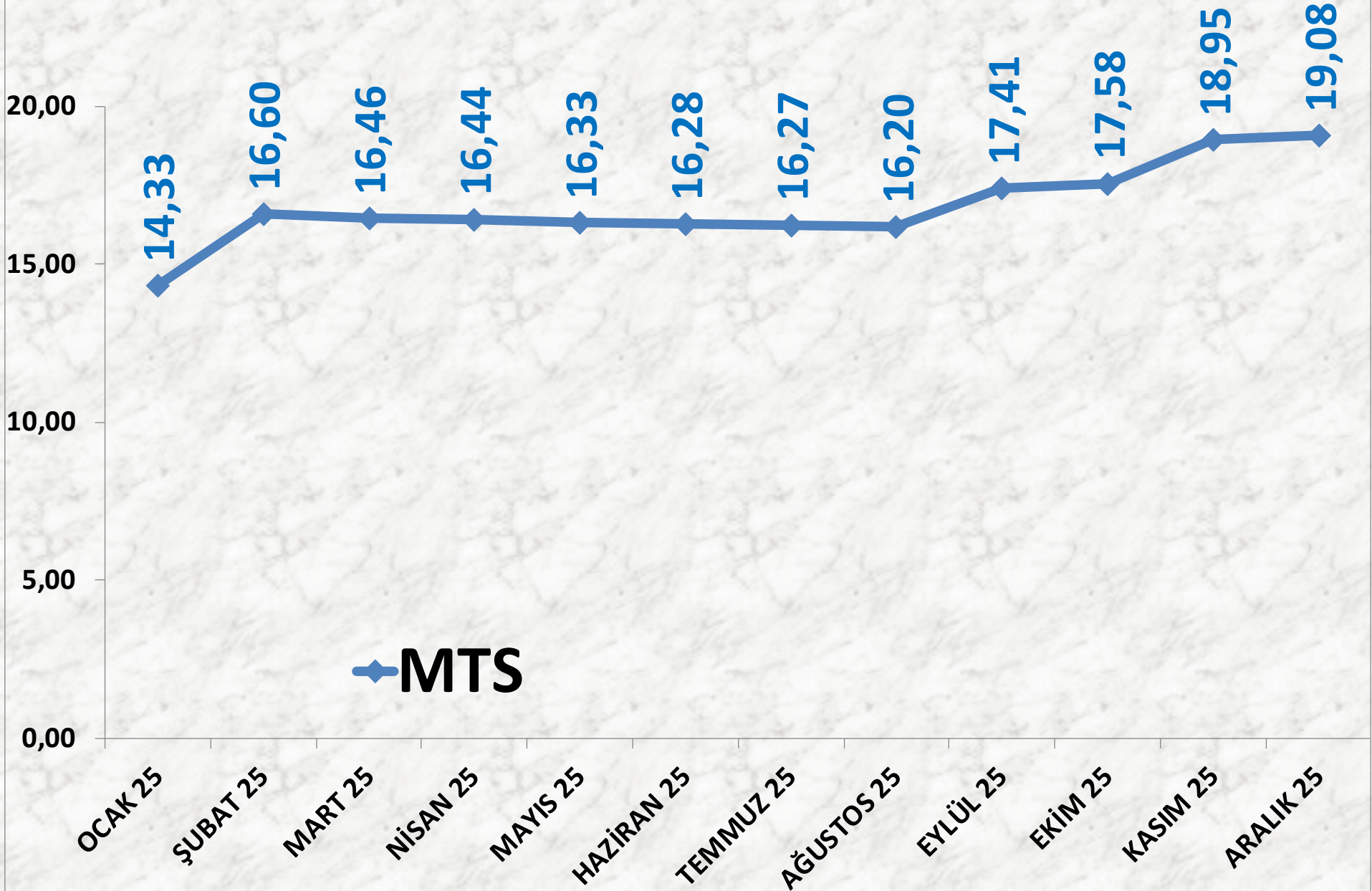
İŞLEM MİKTARI (M ³)	2023 ARALIK		2024 ARALIK		2025 ARALIK	
	MTS	28.056 M ³	14%	31.863 M ³	-3%	31.019 M ³

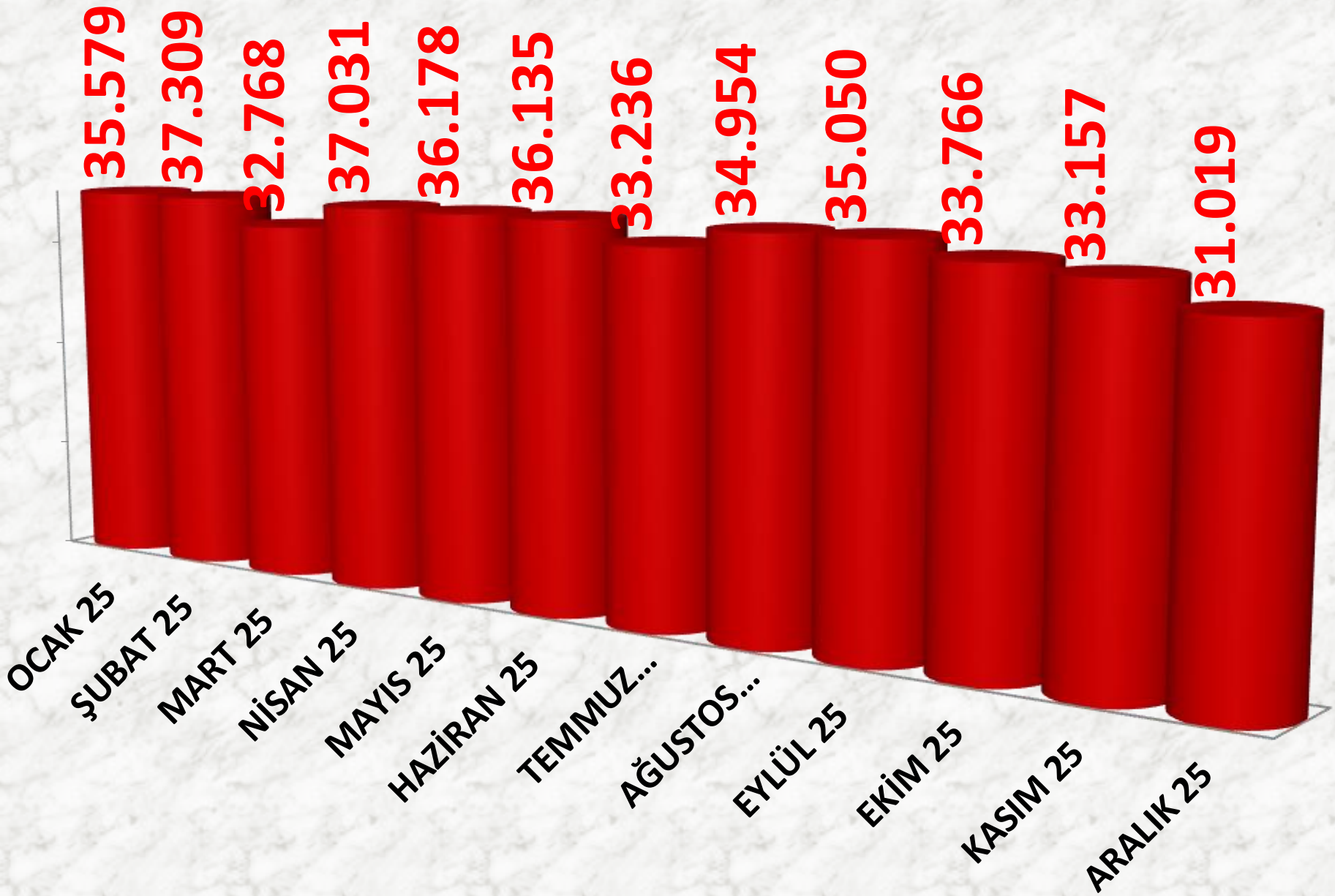
EN AZ FİYAT	2023 ARALIK		2024 ARALIK		2025 ARALIK	
	MTS	11,50 TL	13%	13,00 TL	17%	15,25 TL

EN ÇOK FİYAT	2023 ARALIK		2024 ARALIK		2025 ARALIK	
	MTS	17,00 TL	29%	22,00 TL	-2%	21,48 TL

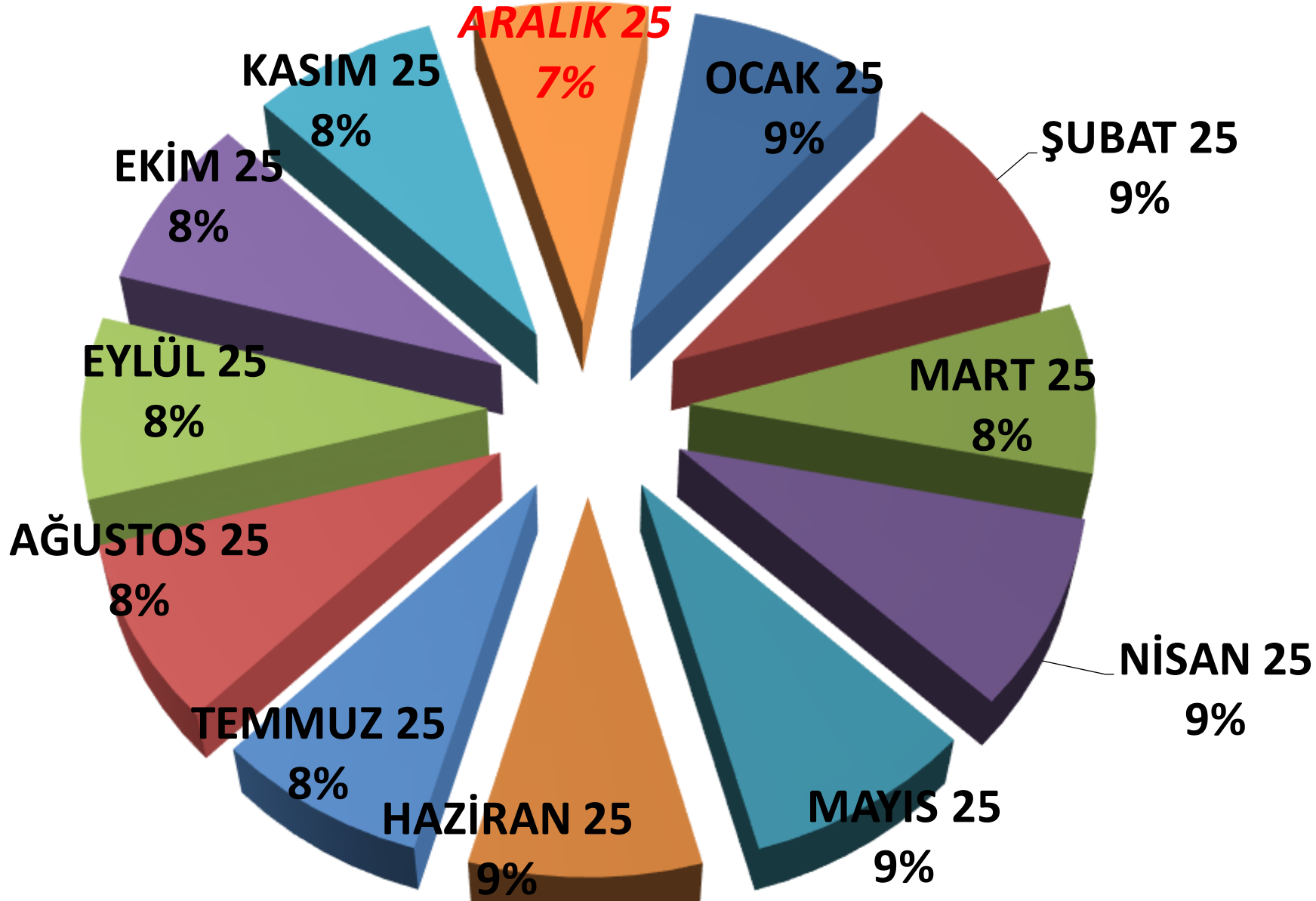
ORTALAMA FİYAT	2023 ARALIK		2024 ARALIK		2025 ARALIK	
	MTS	13,04 TL	10%	14,33 TL	33%	19,08 TL

AYLIK İNEK SÜTÜ FİYAT TRENDİ_(TL)



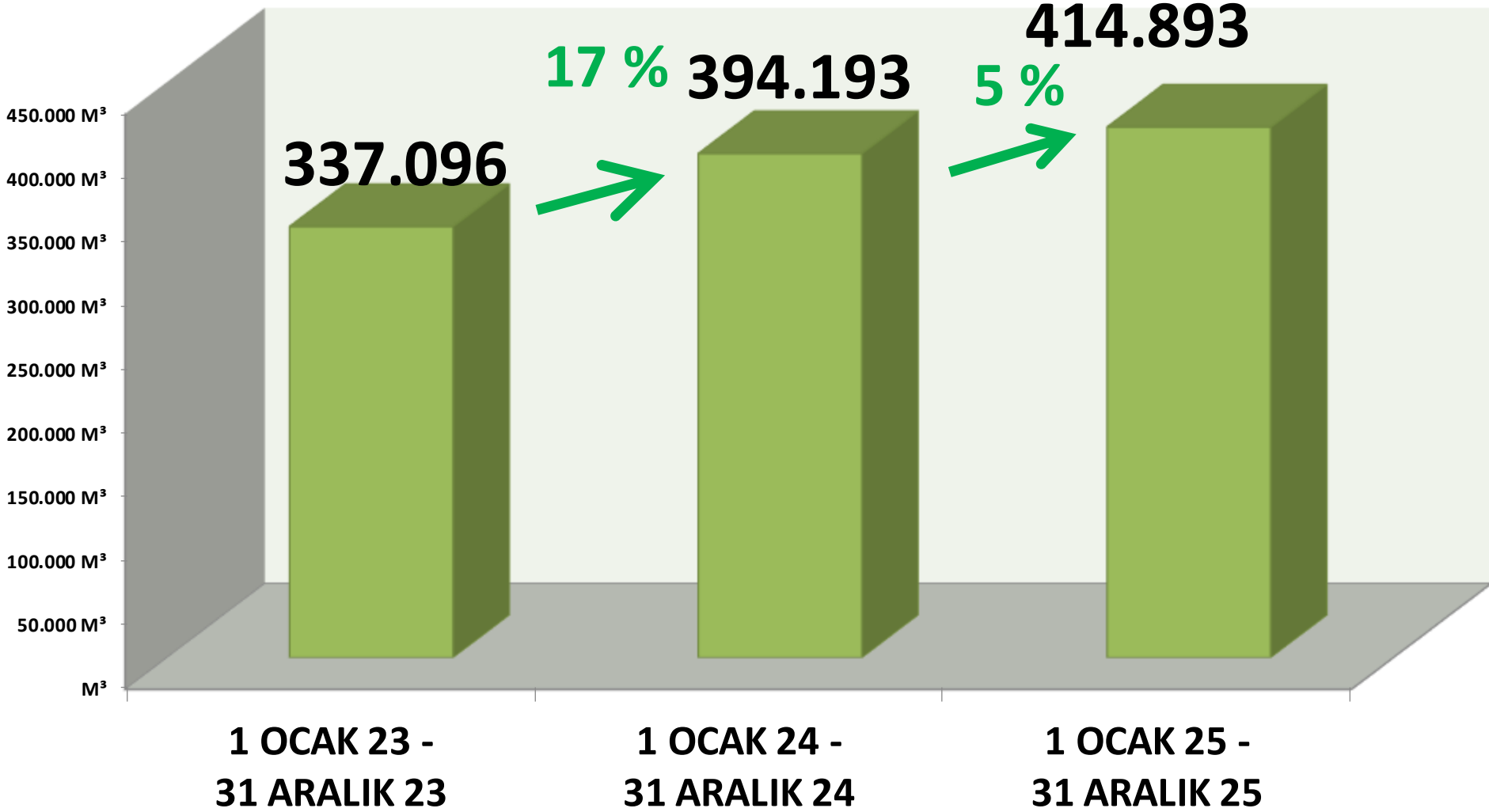


AYLIK SÜT İŞLEM MİKTARI (M³)



AYLIK SÜT MTS İŞLEM MİKTARI ORANLARI

YILLIK İNEK SÜTÜ İŞLEM MİKTARI (TON)



BEYAZ HAŞHAŞ

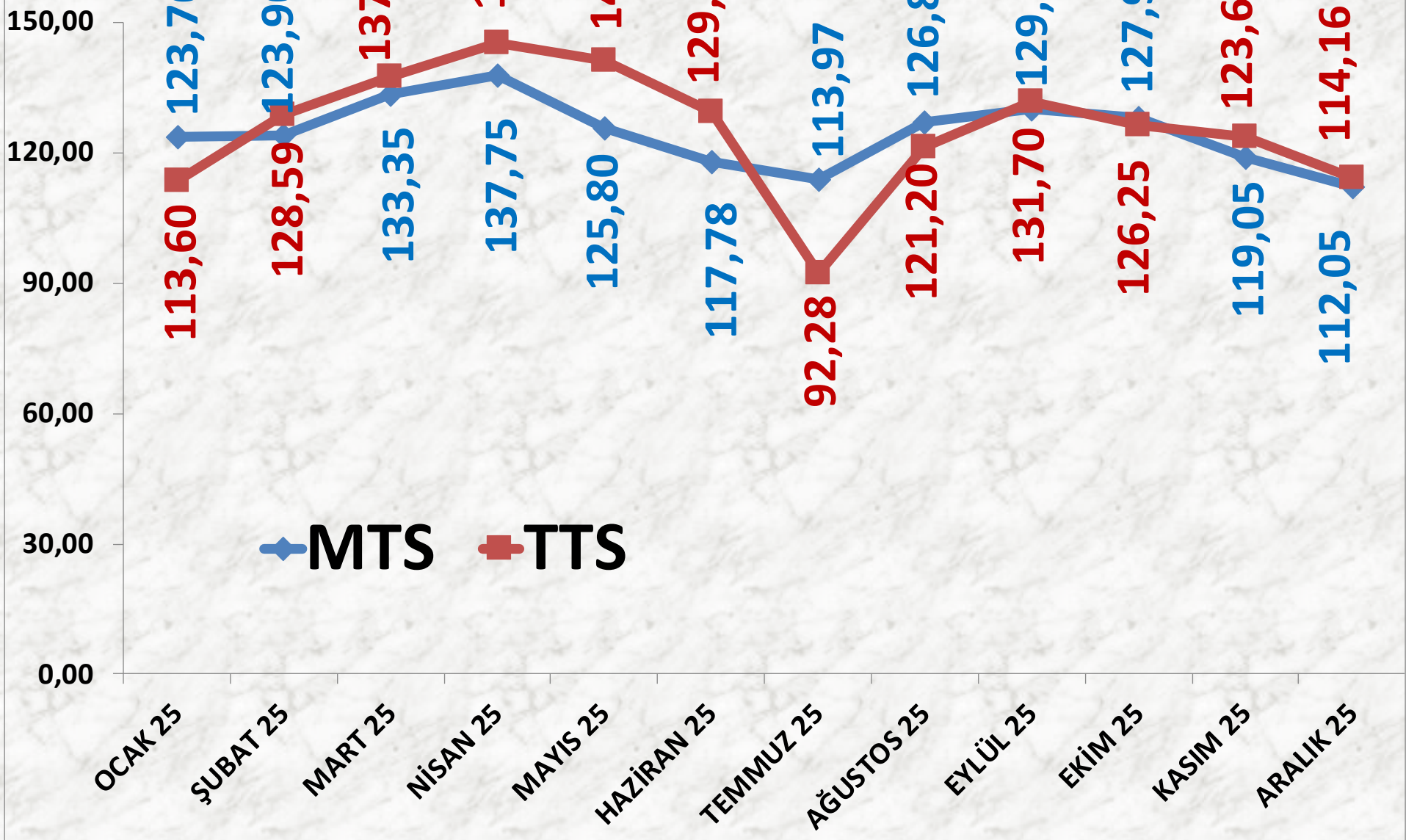
İŞLEM MİKTARI TON	2023 ARALIK	2024 ARALIK		2025 ARALIK	
MTS	19 TON	600%	131 TON	-30%	92 TON
TTS	119 TON	-46%	65 TON	31%	85 TON

EN AZ FİYAT	2023 ARALIK	2024 ARALIK		2025 ARALIK	
MTS	69,00 TL	30%	90,00 TL	21%	108,70 TL
TTS	73,95 TL	42%	105,00 TL	8%	113,22 TL

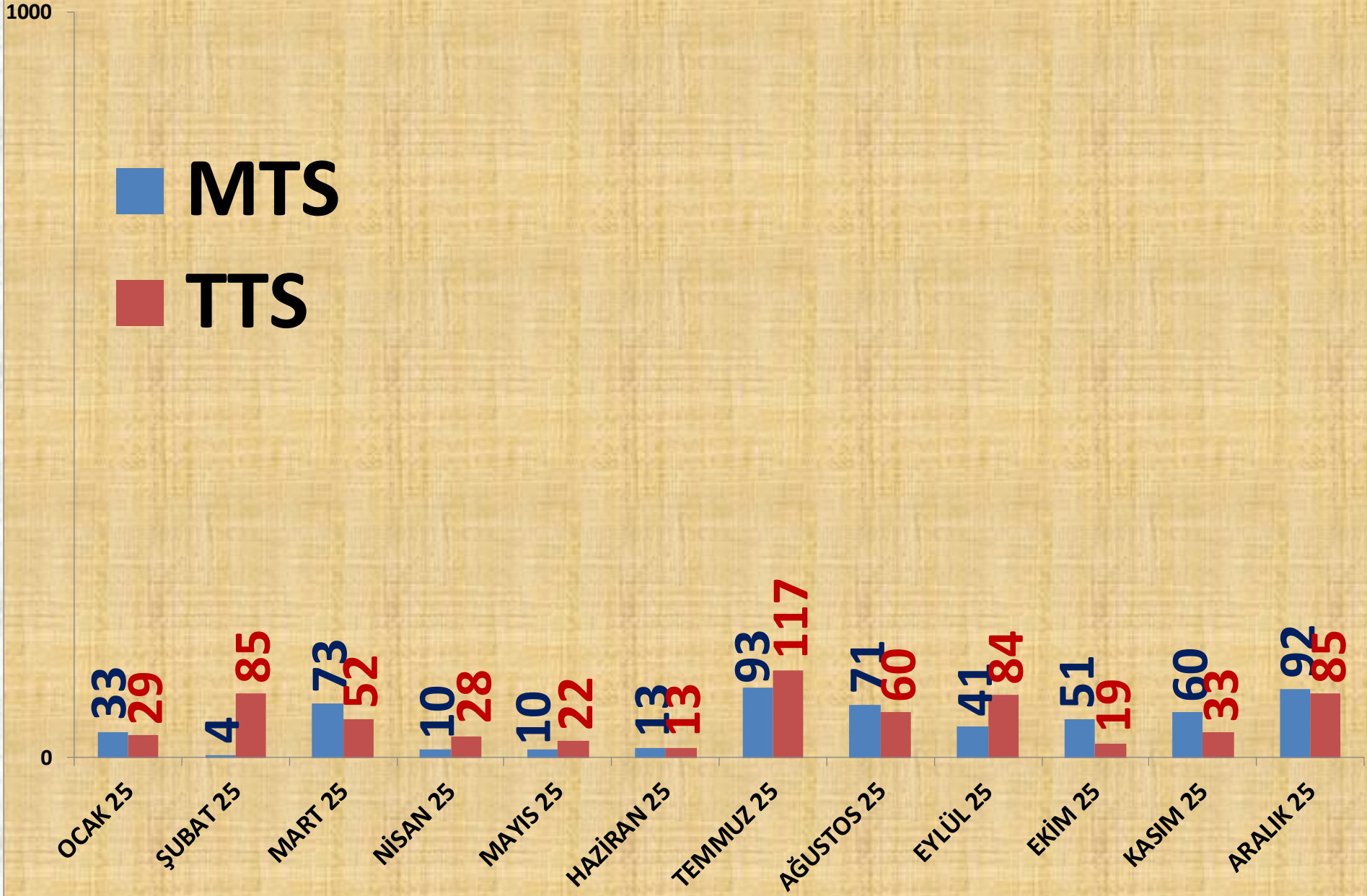
EN ÇOK FİYAT	2023 ARALIK	2024 ARALIK		2025 ARALIK	
MTS	95,04 TL	22%	116,28 TL	34%	156,00 TL
TTS	111,22 TL	22%	135,28 TL	29%	175,00 TL

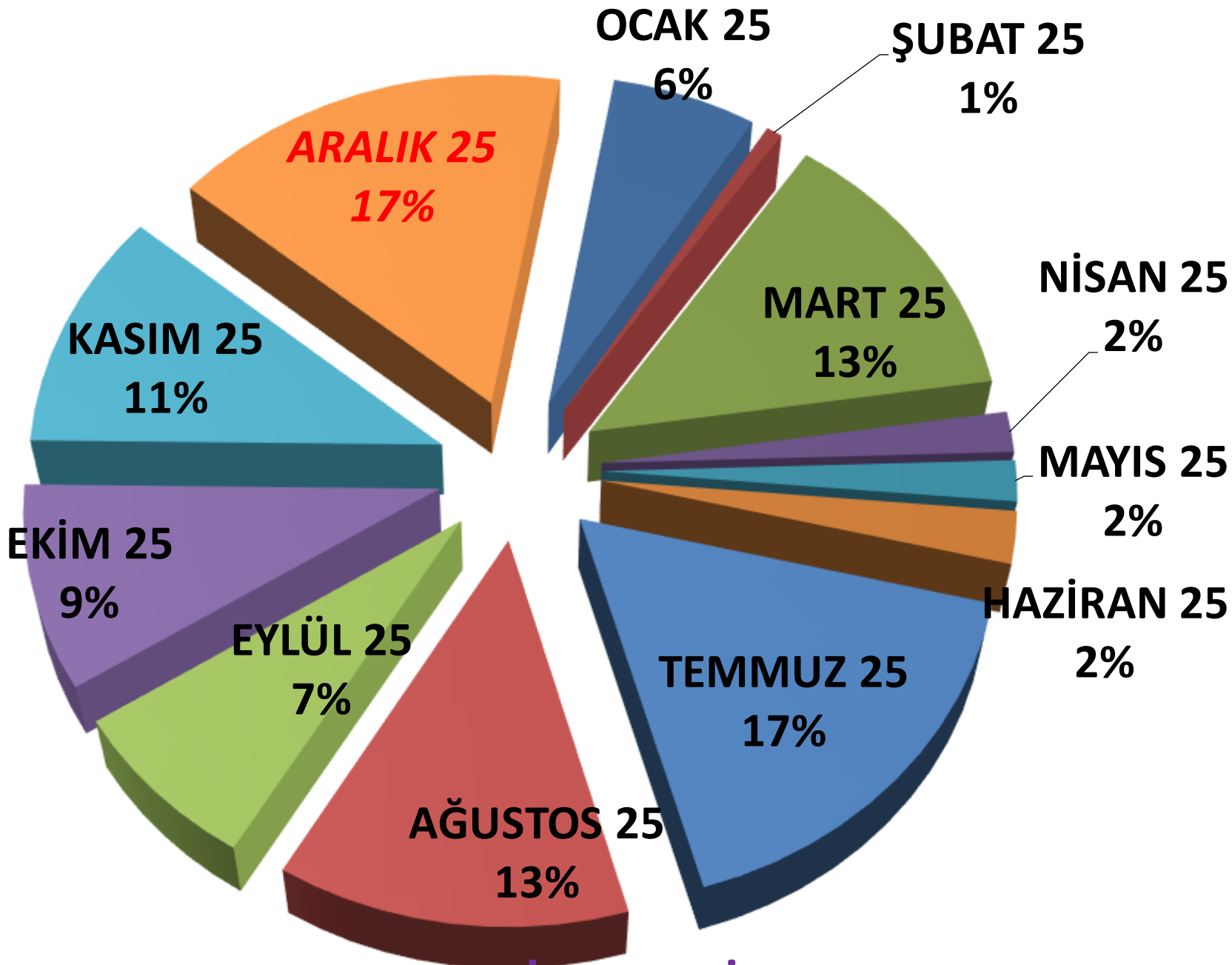
ORTALAMA FİYAT	2023 ARALIK	2024 ARALIK		2025 ARALIK	
MTS	73,71 TL	43%	105,13 TL	7%	112,05 TL
TTS	74,68 TL	50%	111,79 TL	2%	114,16 TL

AYLIK B. HAŞHAŞ FİYAT TRENDİ (TL)



AYLIK B. HAŞHAŞ İŞLEM MİKTARI (TON)



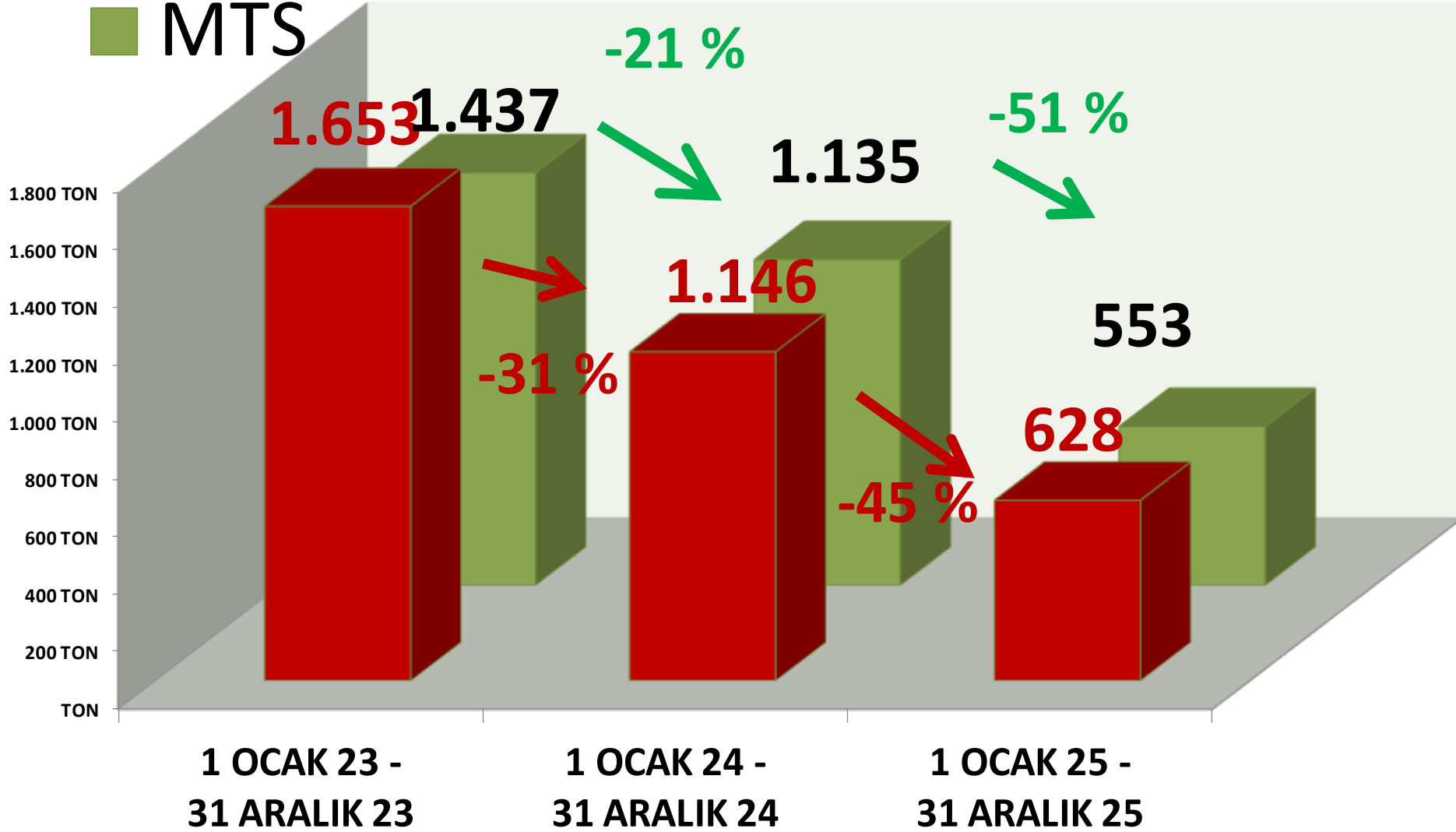


AYLIK B. HAŞHAŞ MTS İŞLEM MİKTARI ORANLARI

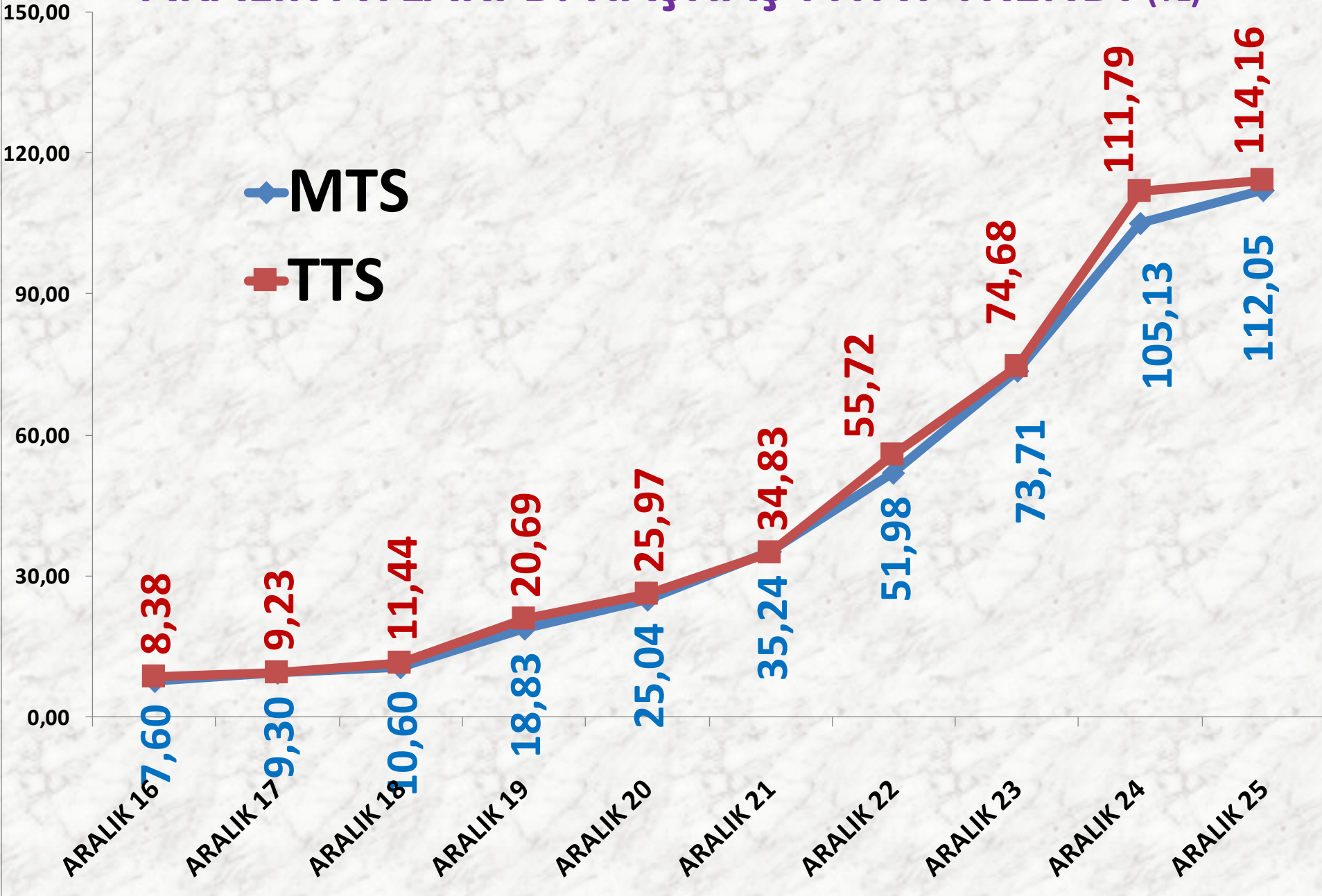
■ TTS

YILLIK B. HAŞHAŞ İŞLEM MİKTARI (TON)

■ MTS



ARALIK AYLARI B. HAŞHAŞ FİYAT TRENDİ (TL)



MAVİ HAŞHAŞ

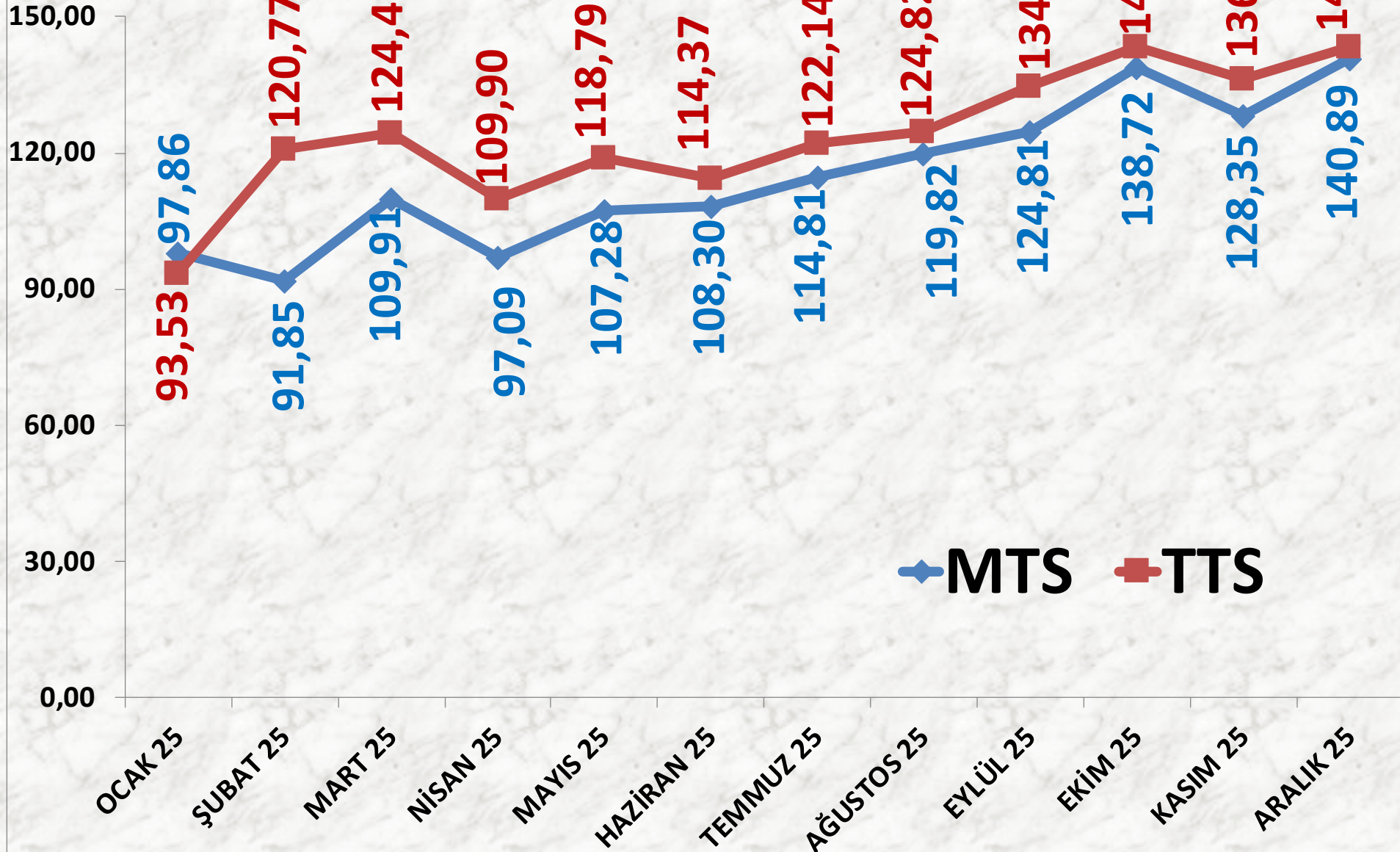
İŞLEM MİKTARI TON	2023 ARALIK	2024 ARALIK		2025 ARALIK	
MTS	0	-	117 TON	-65%	41 TON
TTS	111 TON	-28%	81 TON	-39%	49 TON

EN AZ FİYAT	2023 ARALIK	2024 ARALIK		2025 ARALIK	
MTS	-	-	85,60 TL	46%	125,00 TL
TTS	74,50 TL	19%	89,00 TL	46%	130,00 TL

EN ÇOK FİYAT	2023 ARALIK	2024 ARALIK		2025 ARALIK	
MTS	-	-	148,00 TL	7%	158,00 TL
TTS	110,00 TL	27%	140,00 TL	24%	173,00 TL

ORTALAMA FİYAT	2023 ARALIK	2024 ARALIK		2025 ARALIK	
MTS	-	-	88,13 TL	60%	140,89 TL
TTS	77,64 TL	24%	96,47 TL	49%	143,42 TL

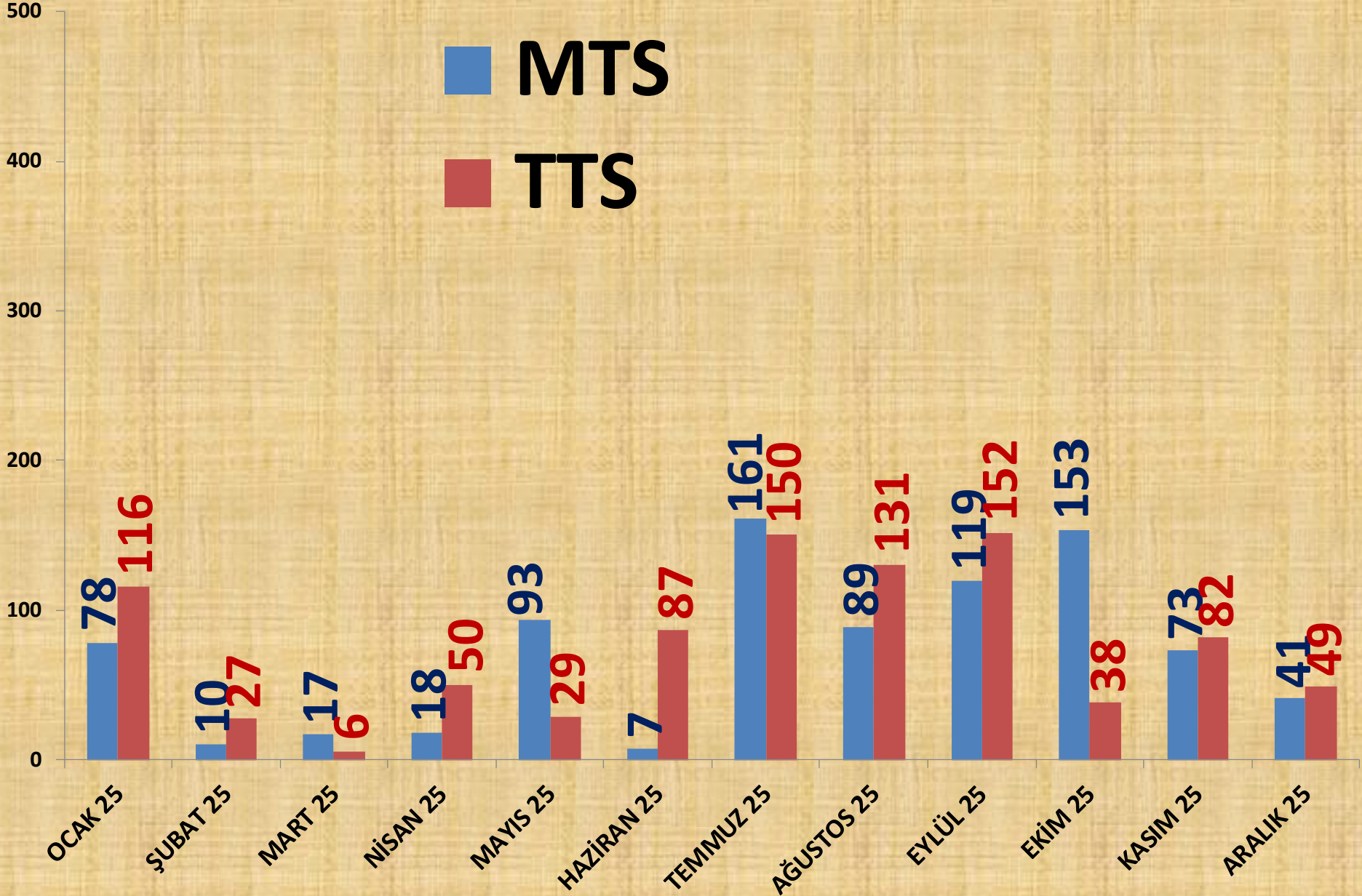
AYLIK MAVİ HAŞHAŞ FİYAT TRENDİ (TL)

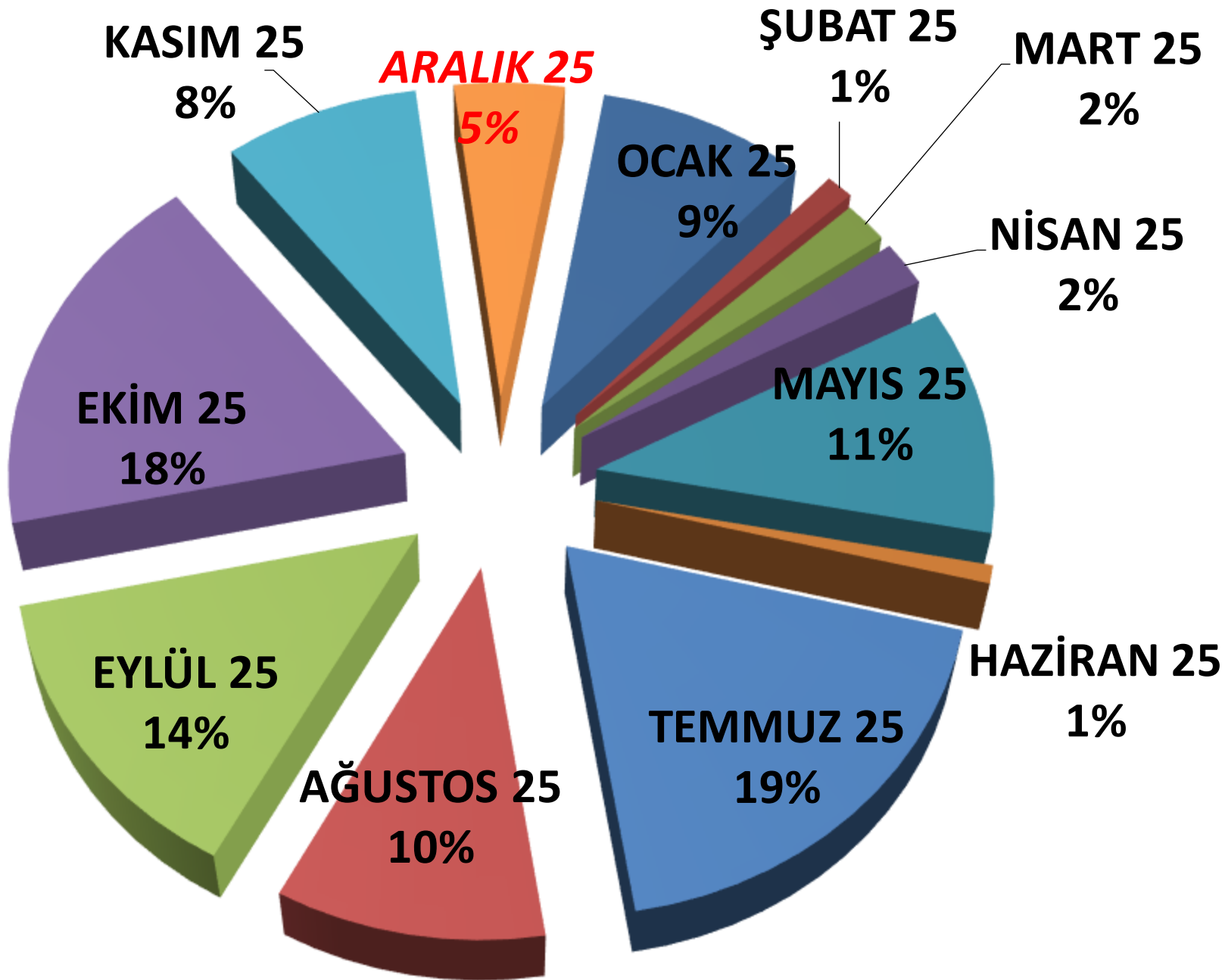


AYLIK MAVİ HAŞHAŞ İŞLEM MİKTARI (TON)

■ MTS

■ TTS

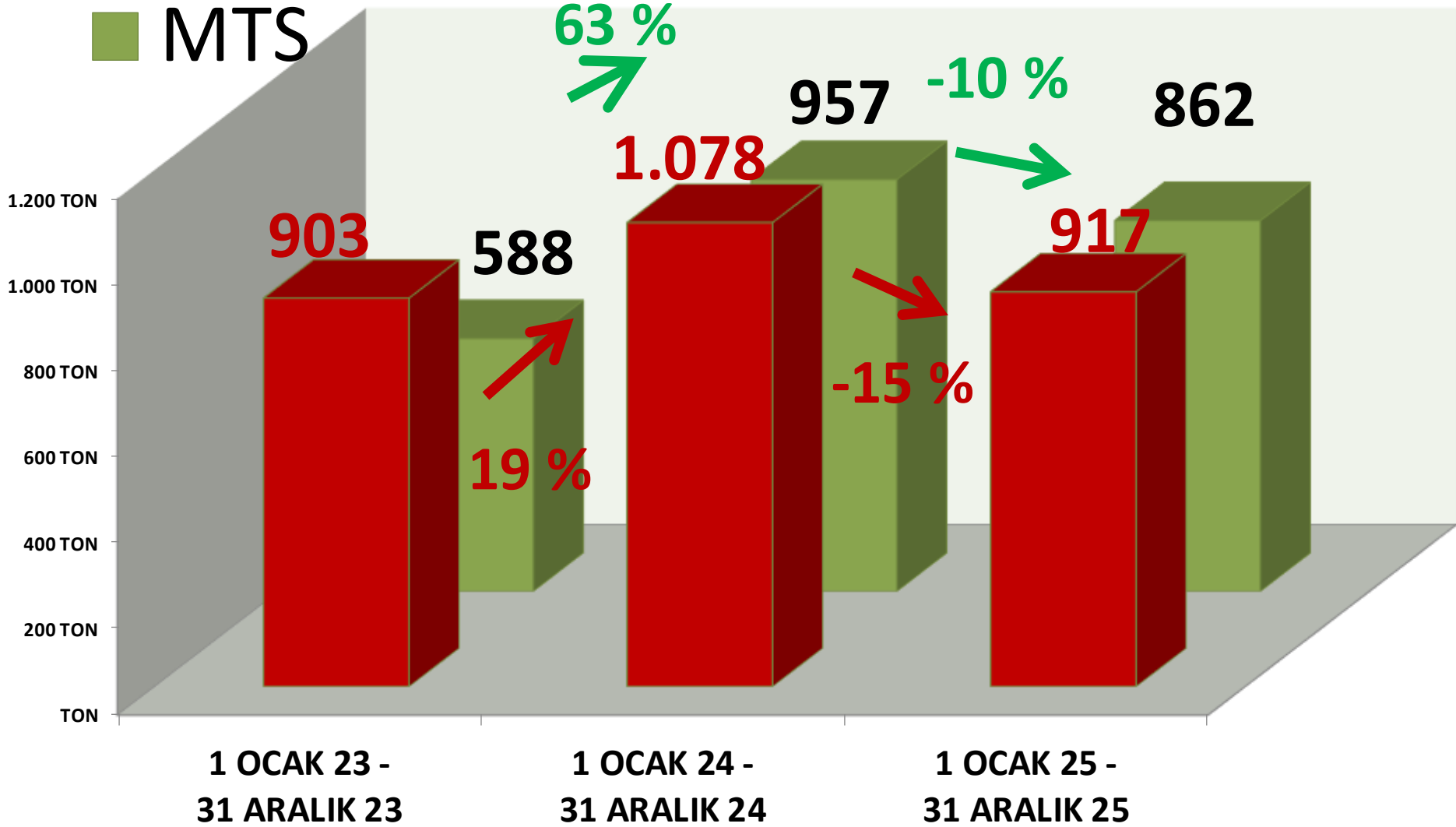




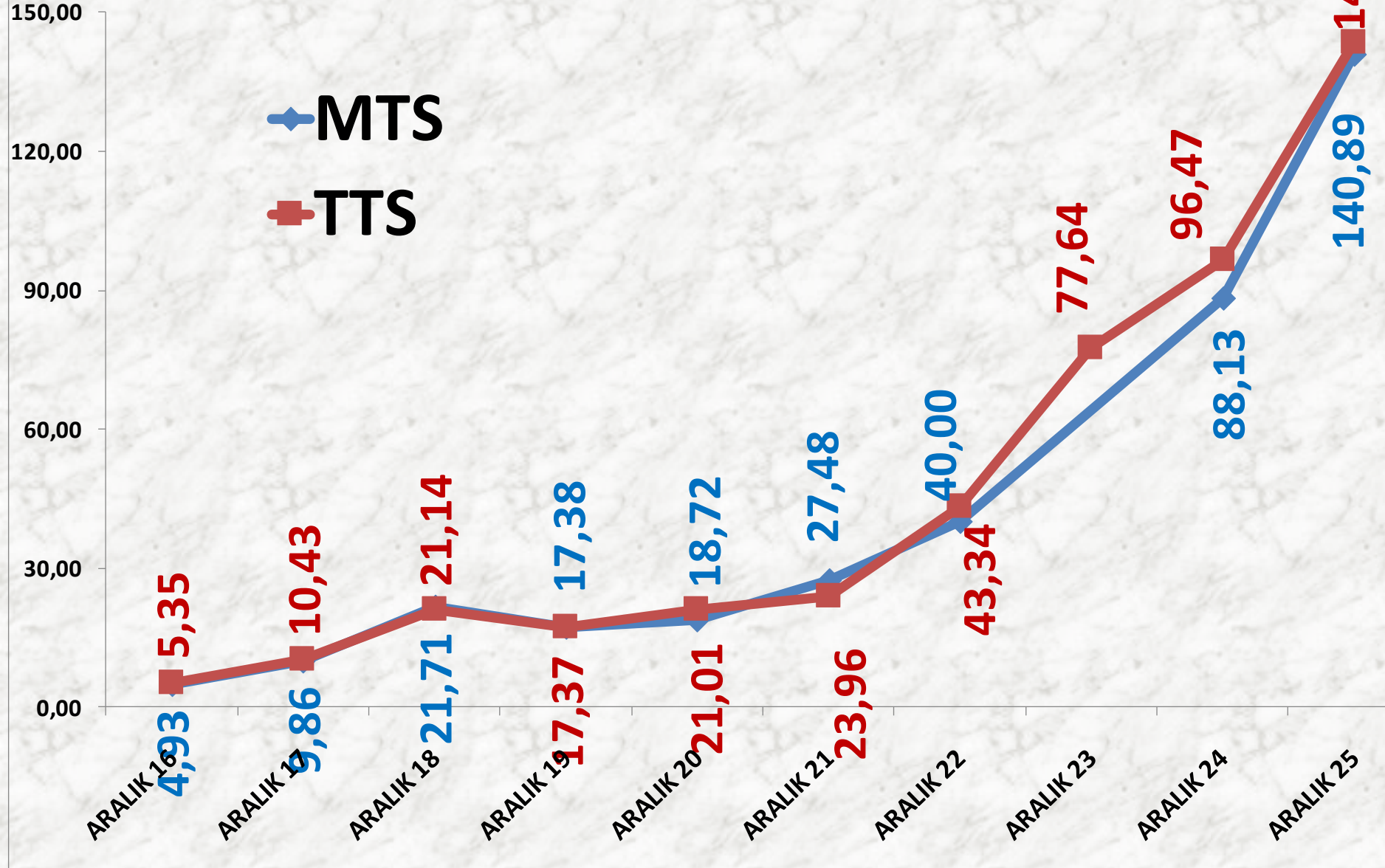
AYLIK MAVİ MTS İŞLEM MİKTARI ORANLARI

TTS YILLIK MAVİ HAŞHAŞ İŞLEM MİKTARI

■ TTS
■ MTS



ARALIK AYLARI MAVİ HAŞHAŞ FİYAT TRENDİ (TL)



KÜTLÜ PAMUK

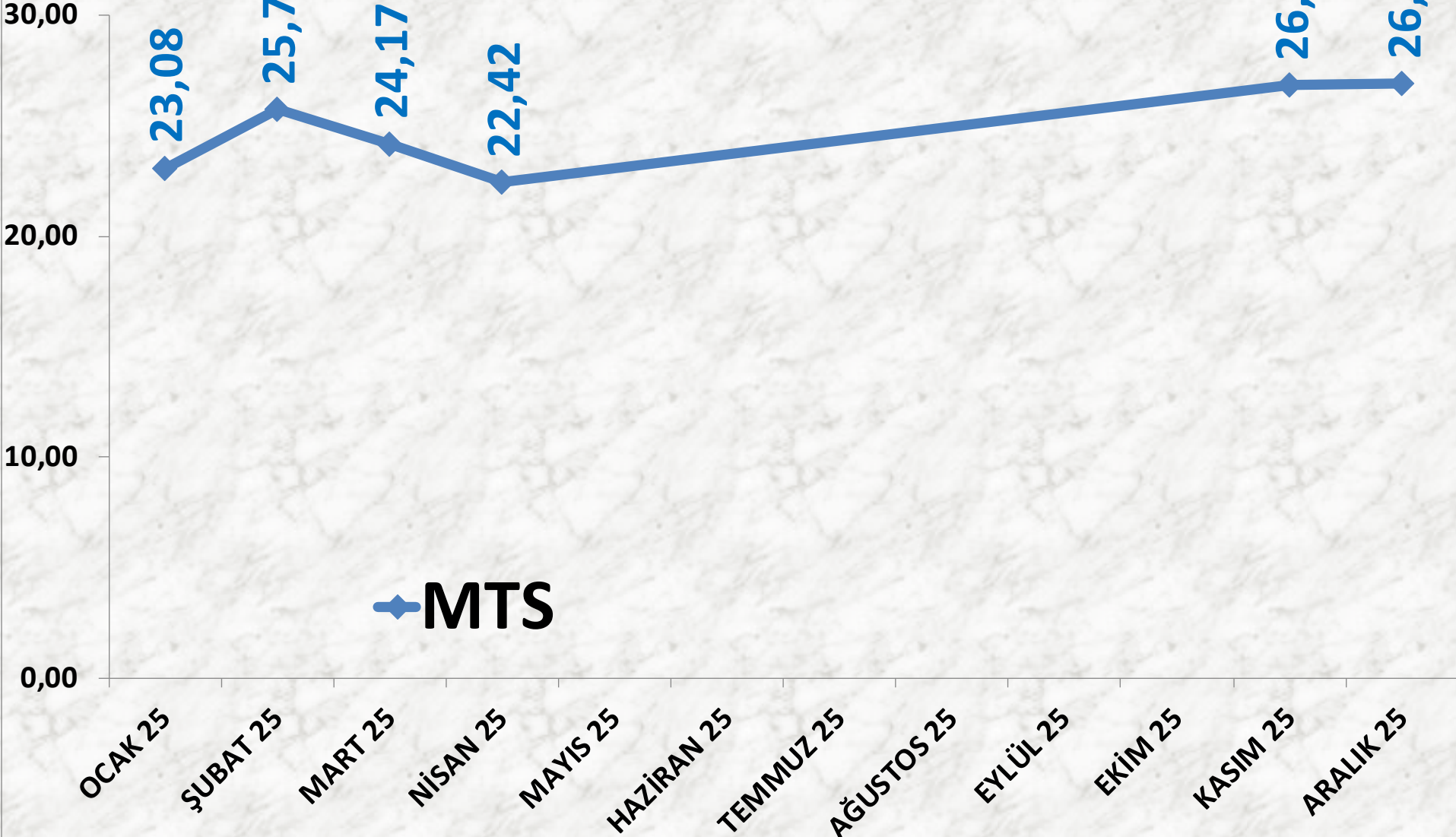
İŞLEM MİKTARI TON	2023 ARALIK	2024 ARALIK		2025 ARALIK	
MTS	10.431 TON	41%	14.751 TON	-35%	9.569 TON

EN AZ FİYAT	2023 ARALIK	2024 ARALIK		2025 ARALIK	
MTS	12,00 TL	46%	17,53 TL	43%	25,00 TL

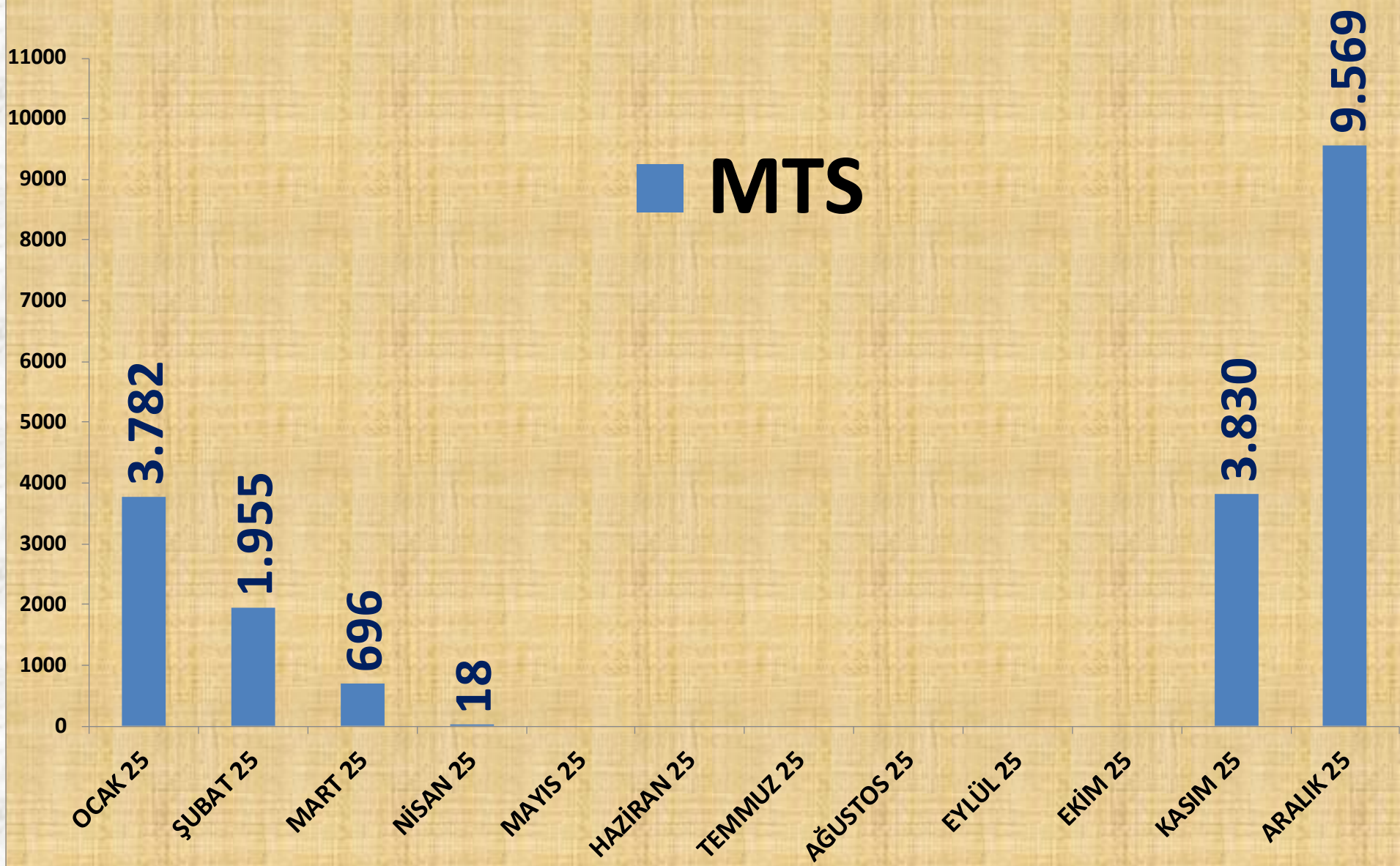
EN ÇOK FİYAT	2023 ARALIK	2024 ARALIK		2025 ARALIK	
MTS	19,90 TL	28%	25,41 TL	14%	29,00 TL

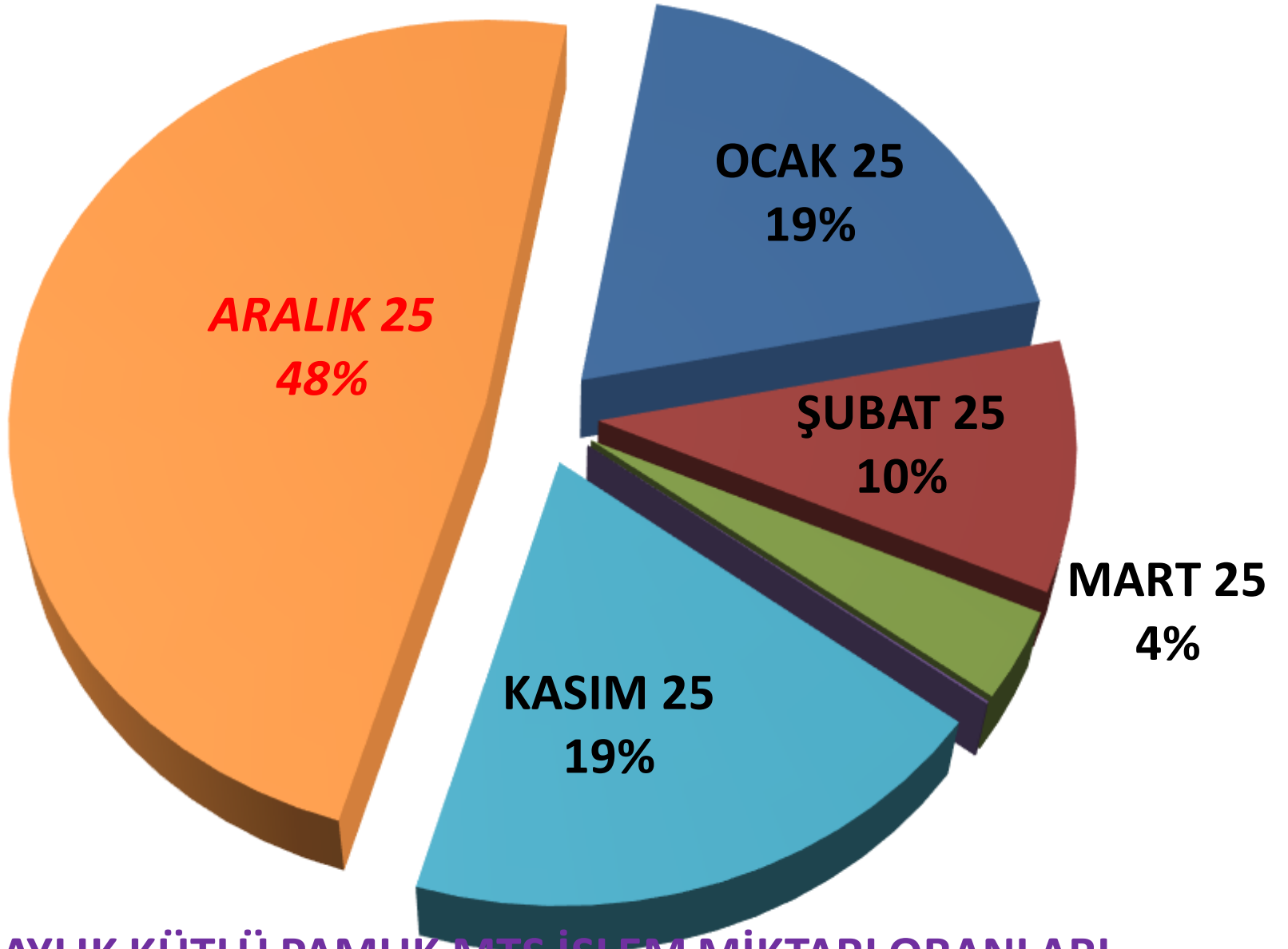
ORTALAMA FİYAT	2023 ARALIK	2024 ARALIK		2025 ARALIK	
MTS	17,62 TL	31%	23,02 TL	17%	26,89 TL

AYLIK KÜTLÜ PAMUK FİYAT TRENDİ (TL)



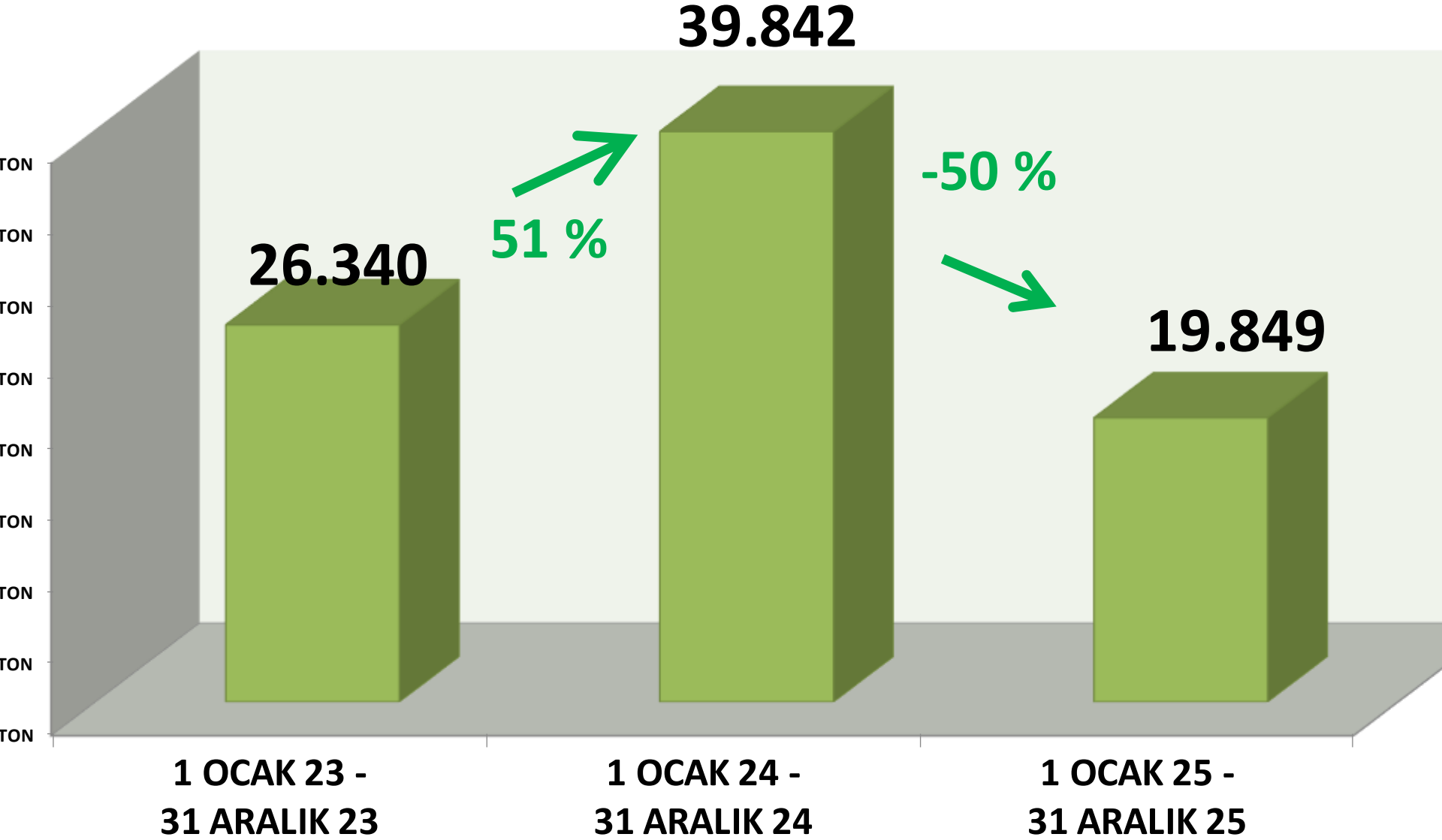
AYLIK KÜTLÜ PAMUK İŞLEM MİKTARI (TON)



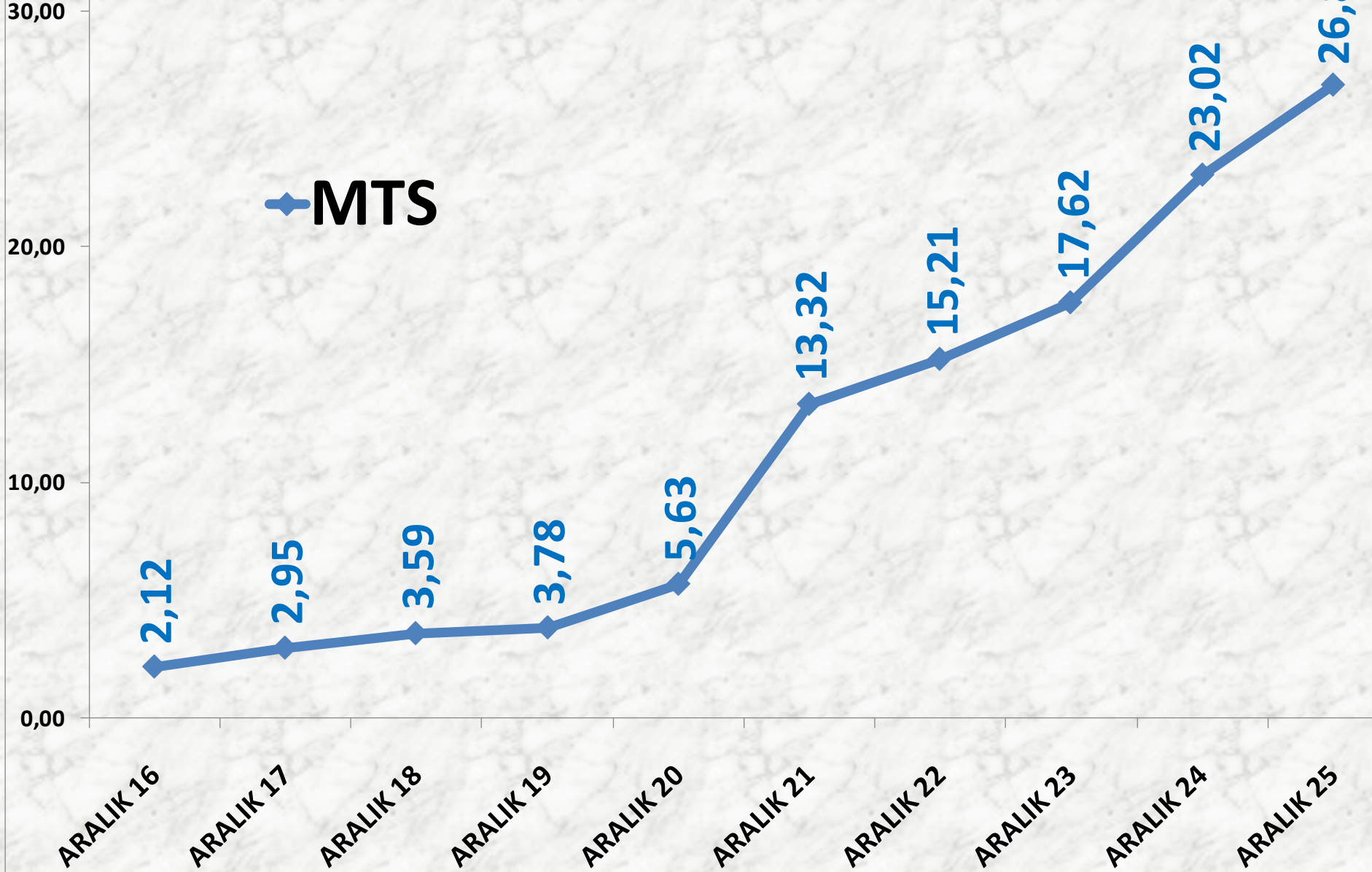


AYLIK KÜTLÜ PAMUK MTS İŞLEM MİKTARI ORANLARI

YILLIK KÜTLÜ PAMUK İŞLEM MİKTARI (TON)



ARALIK AYLARI ÇİĞİTLİ PAMUK FİYAT TRENDİ (TL)



MAHLIÇ PAMUK

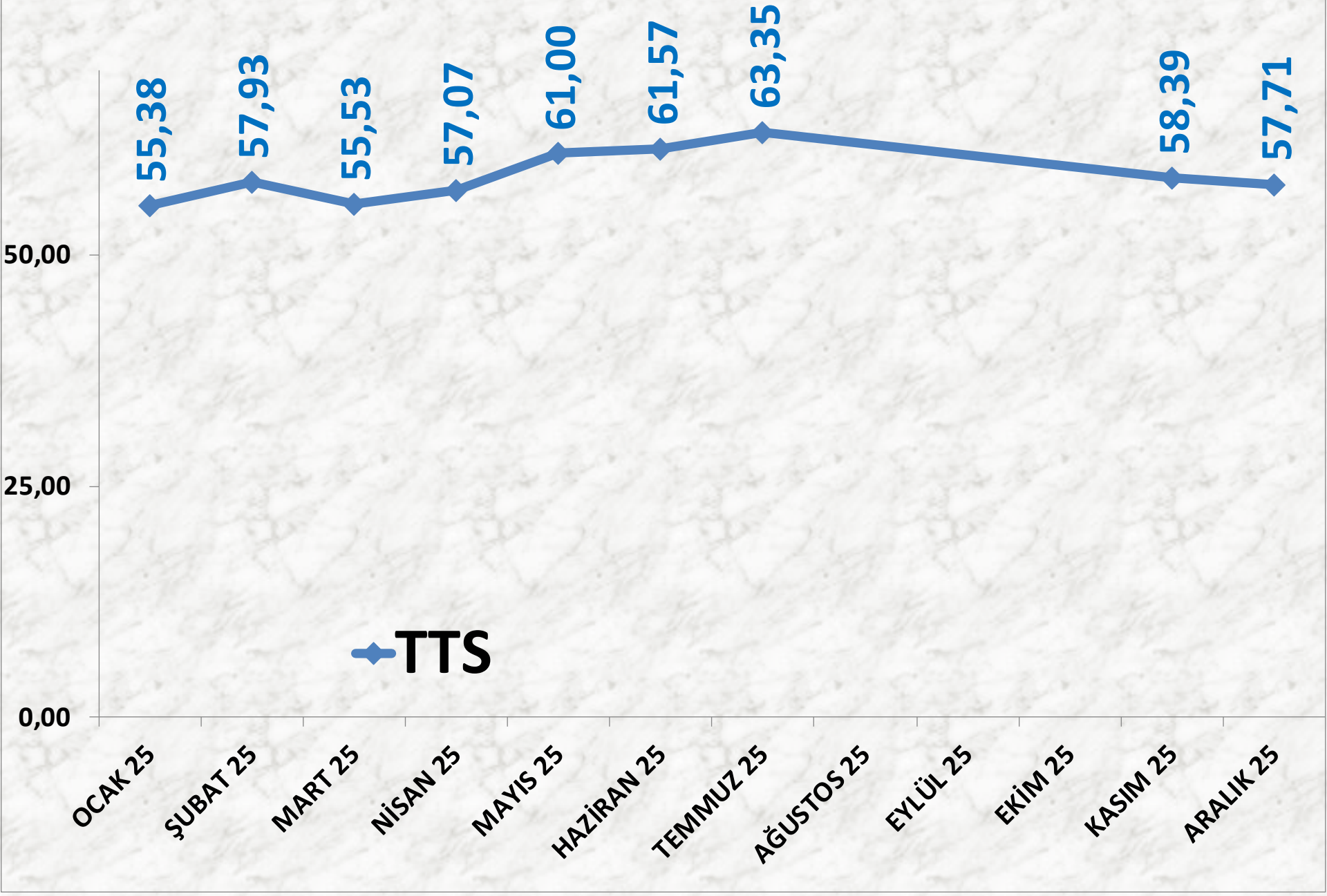
İŞLEM MİKTARI TON	2023 ARALIK	2024 ARALIK		2025 ARALIK	
MTS	401 TON	119%	877 TON	-64%	318 TON

EN AZ FİYAT	2023 ARALIK	2024 ARALIK		2025 ARALIK	
MTS	45,50 TL	16%	53,00 TL	8%	57,00 TL

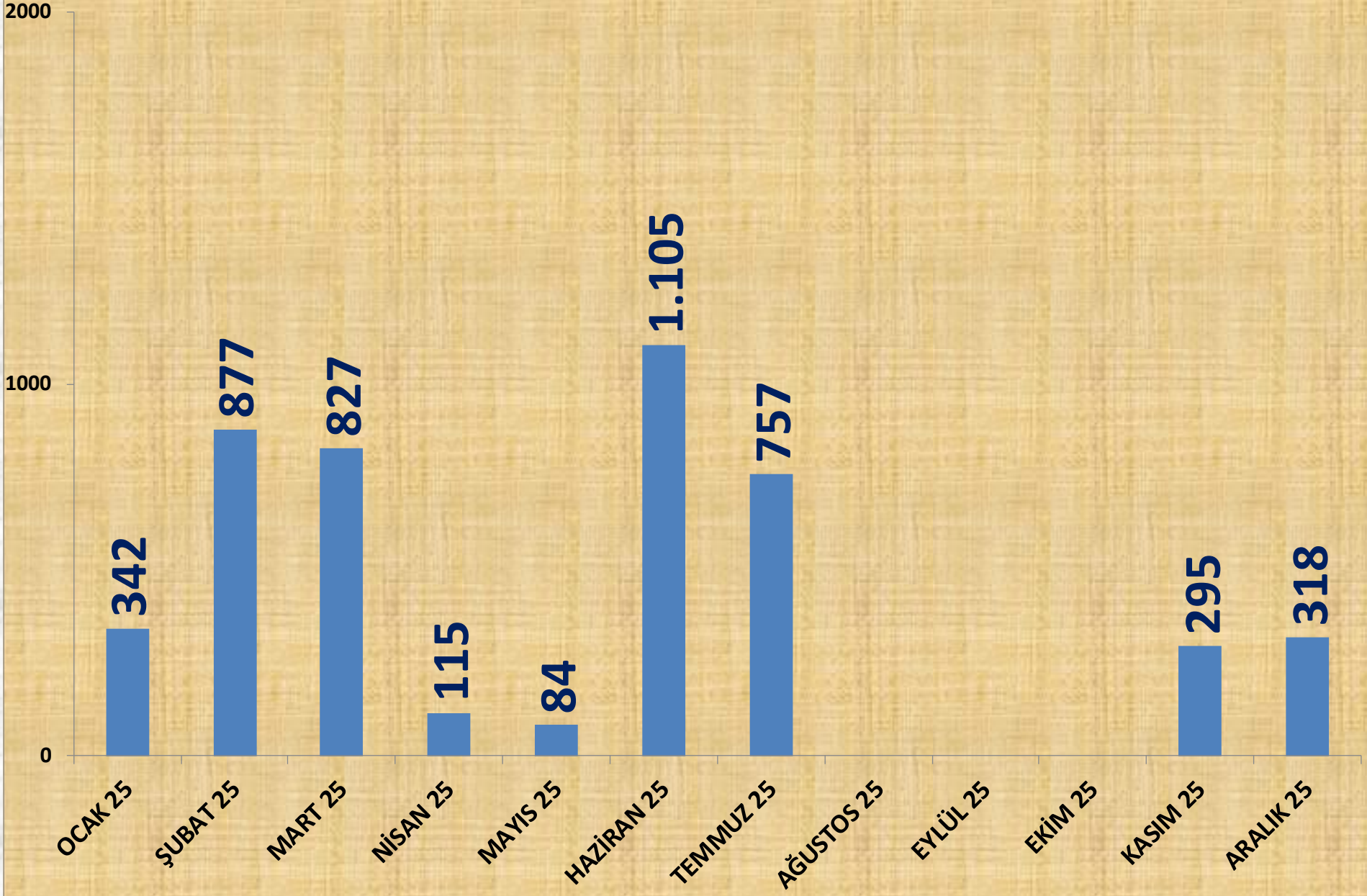
EN ÇOK FİYAT	2023 ARALIK	2024 ARALIK		2025 ARALIK	
MTS	48,00 TL	15%	55,00 TL	5%	58,00 TL

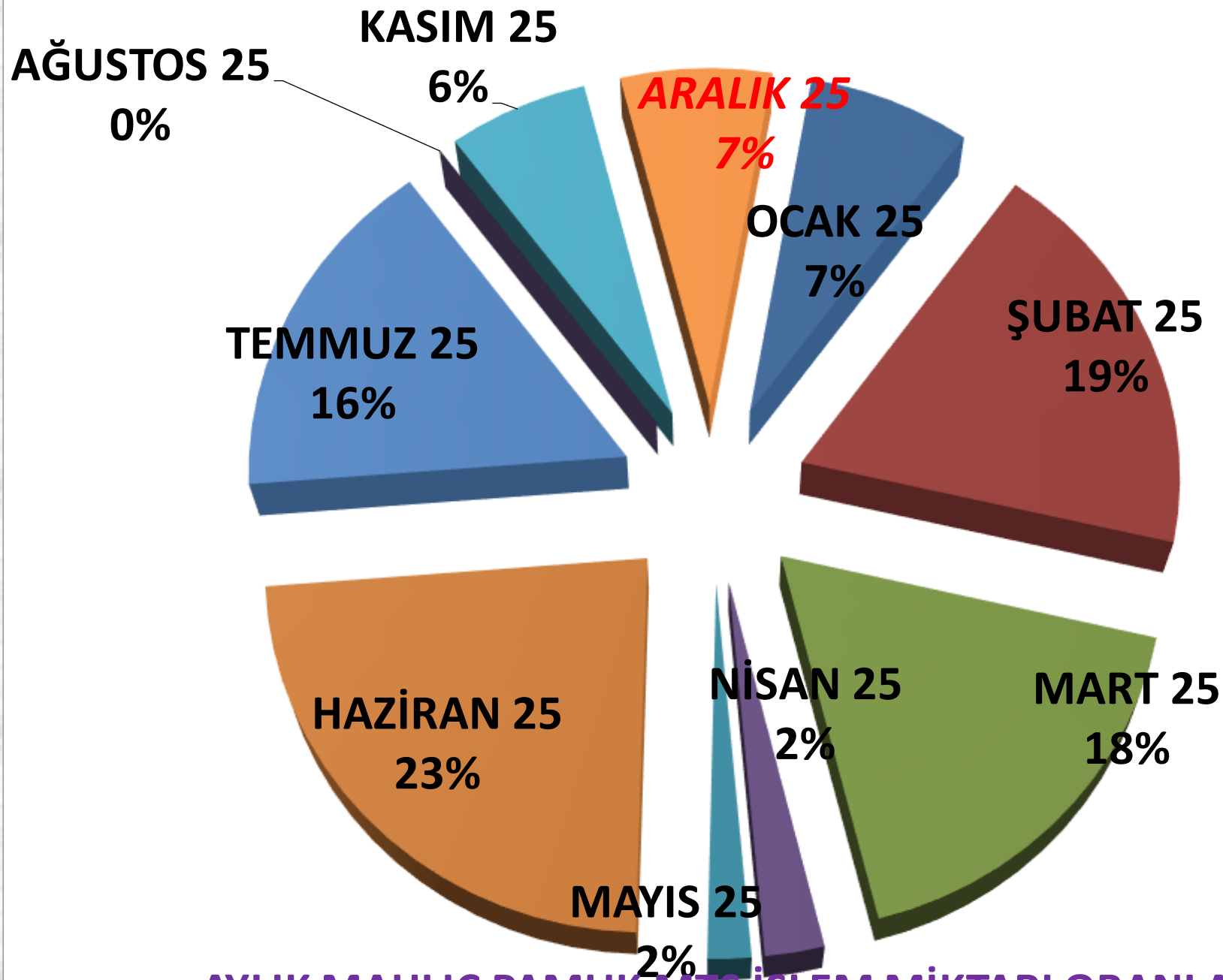
ORTALAMA FİYAT	2023 ARALIK	2024 ARALIK		2025 ARALIK	
MTS	46,86 TL	16%	54,46 TL	6%	57,71 TL

AYLIK MAHLIÇ PAMUK FİYAT TRENDİ (TL)



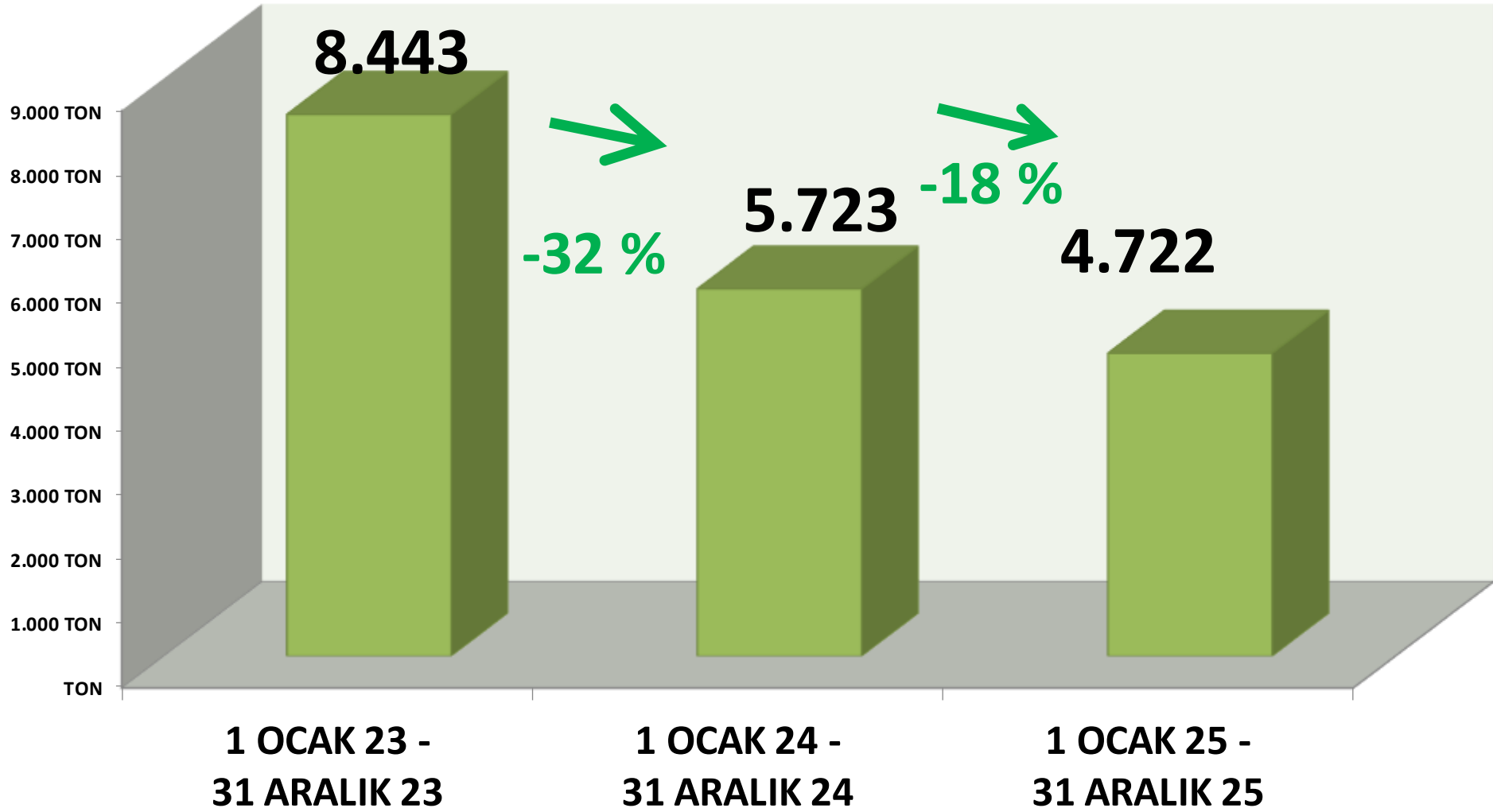
AYLIK MAHLIÇ PAMUK İŞLEM MİKTARI (TON)



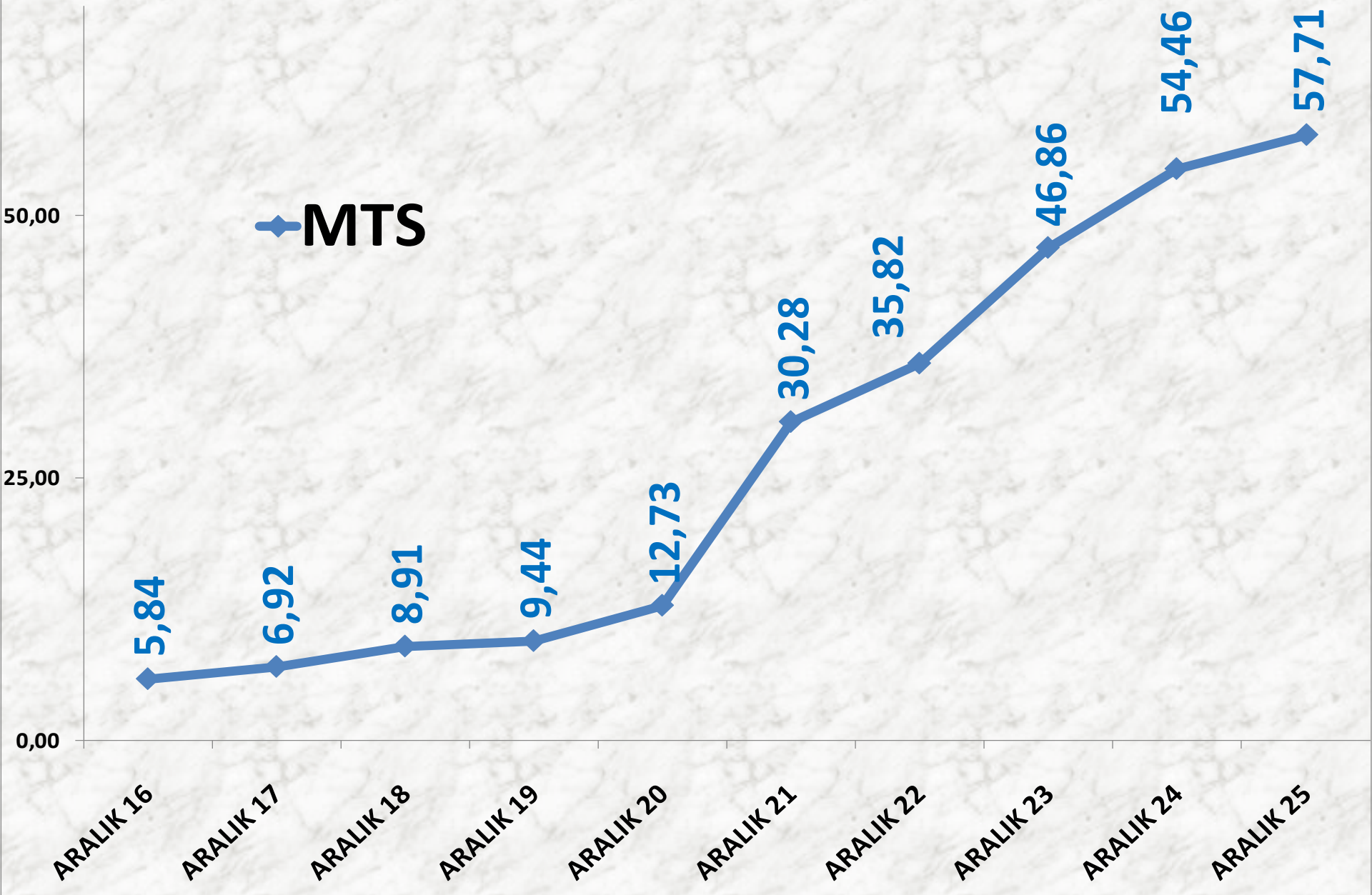


AYLIK MAHLİÇ PAMUK MİTİS İŞLEM MİKTARI ORANLARI

YILLIK MAHLIÇ PAMUK İŞLEM MİKTARI



ARALIK AYLARI MAHLIÇ PAMUK FİYAT TRENDİ (TL)



KEKİK

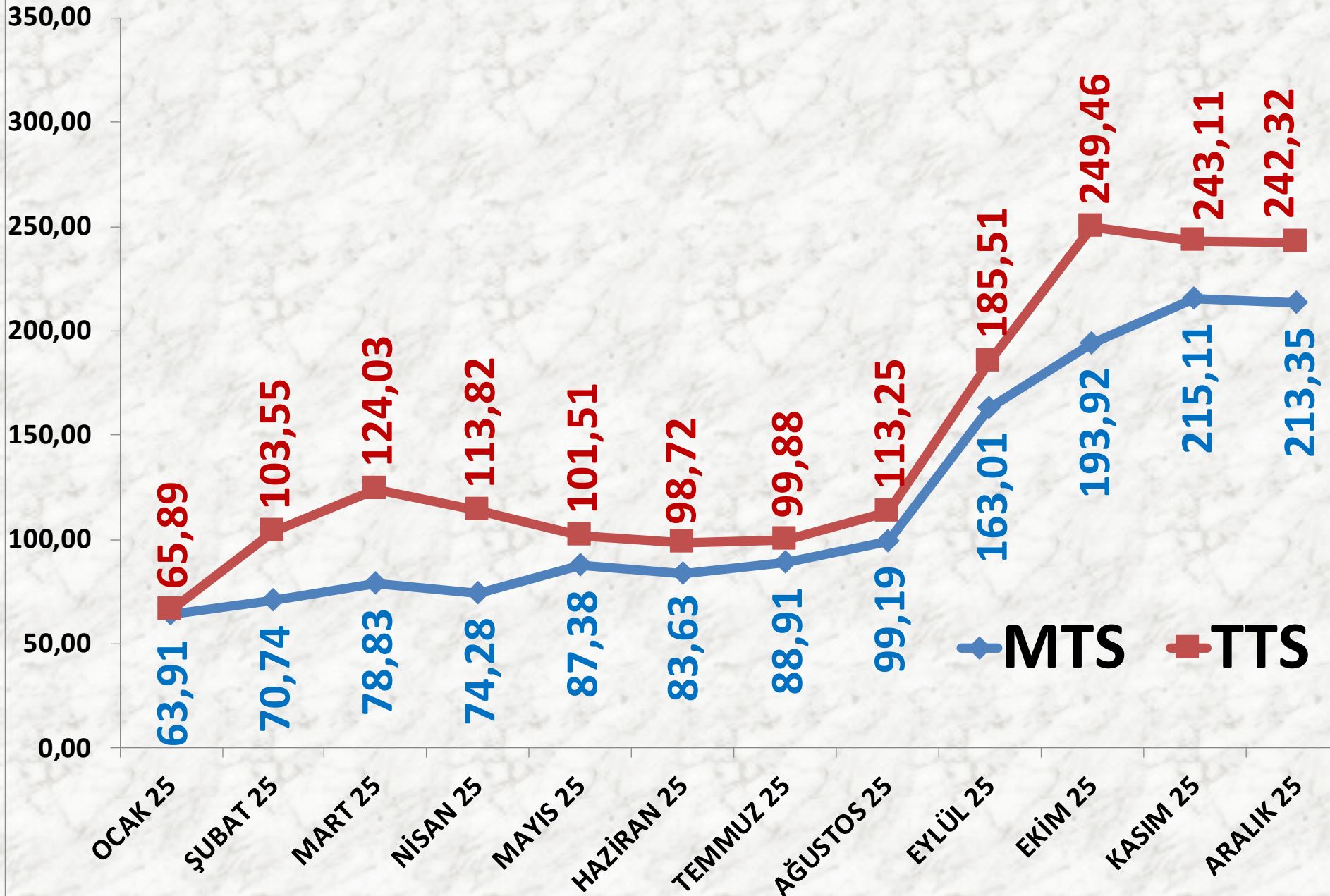
İŞLEM MİKTARI TON	2023 ARALIK	2024 ARALIK		2025 ARALIK	
MTS	864 TON	-26%	636 TON	2%	650 TON
TTS	776 TON	-16%	650 TON	-10%	582 TON

EN AZ FİYAT	2023 ARALIK	2024 ARALIK		2025 ARALIK	
MTS	12,00 TL	125%	26,99 TL	165%	71,43 TL
TTS	15,00 TL	93%	29,00 TL	213%	90,90 TL

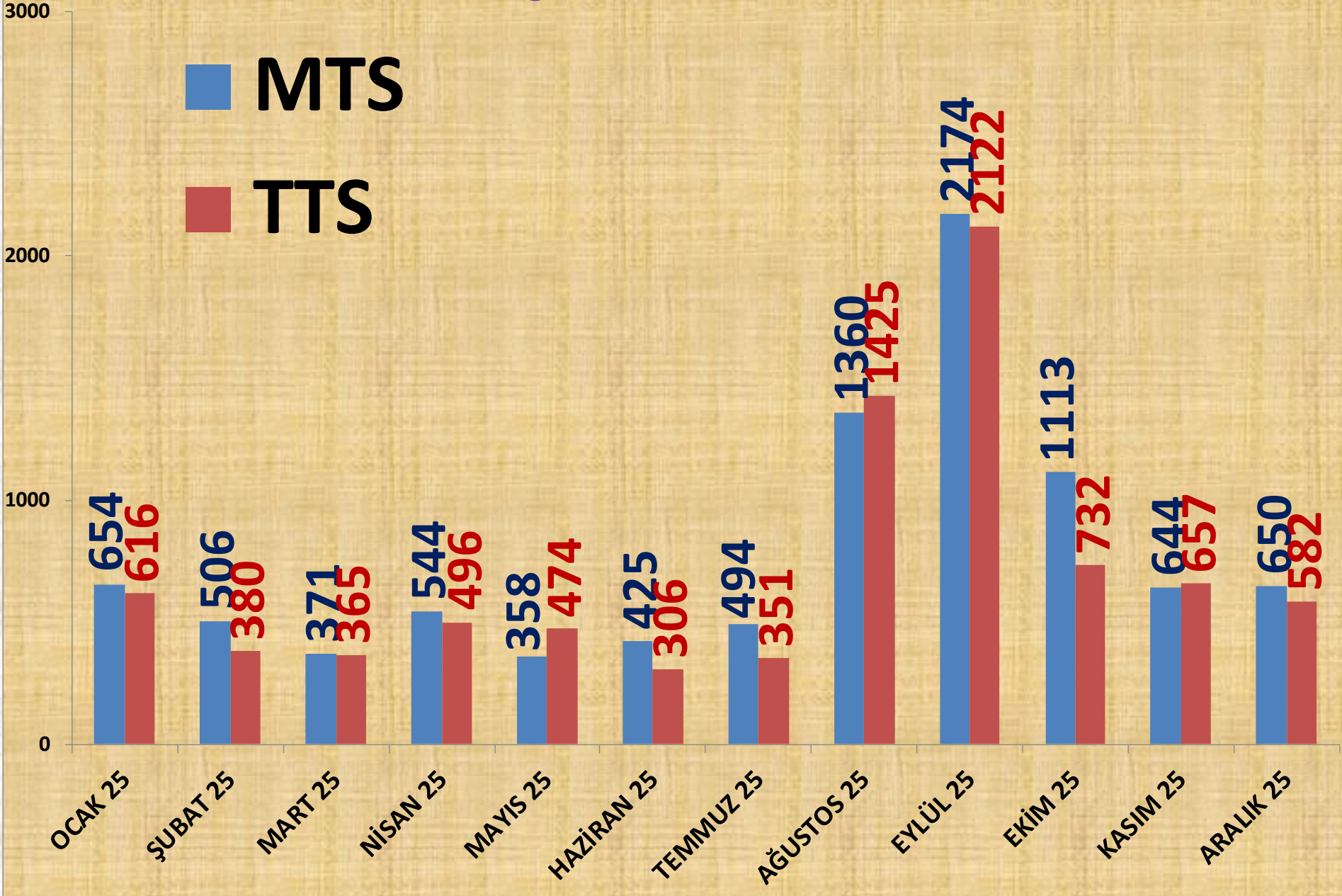
EN ÇOK FİYAT	2023 ARALIK	2024 ARALIK		2025 ARALIK	
MTS	29,00 TL	141%	70,00 TL	400%	350,00 TL
TTS	47,00 TL	185%	133,80 TL	202%	404,08 TL

ORTALAMA FİYAT	2023 ARALIK	2024 ARALIK		2025 ARALIK	
MTS	21,27 TL	145%	52,12 TL	309%	213,35 TL
TTS	23,71 TL	207%	72,85 TL	233%	242,32 TL

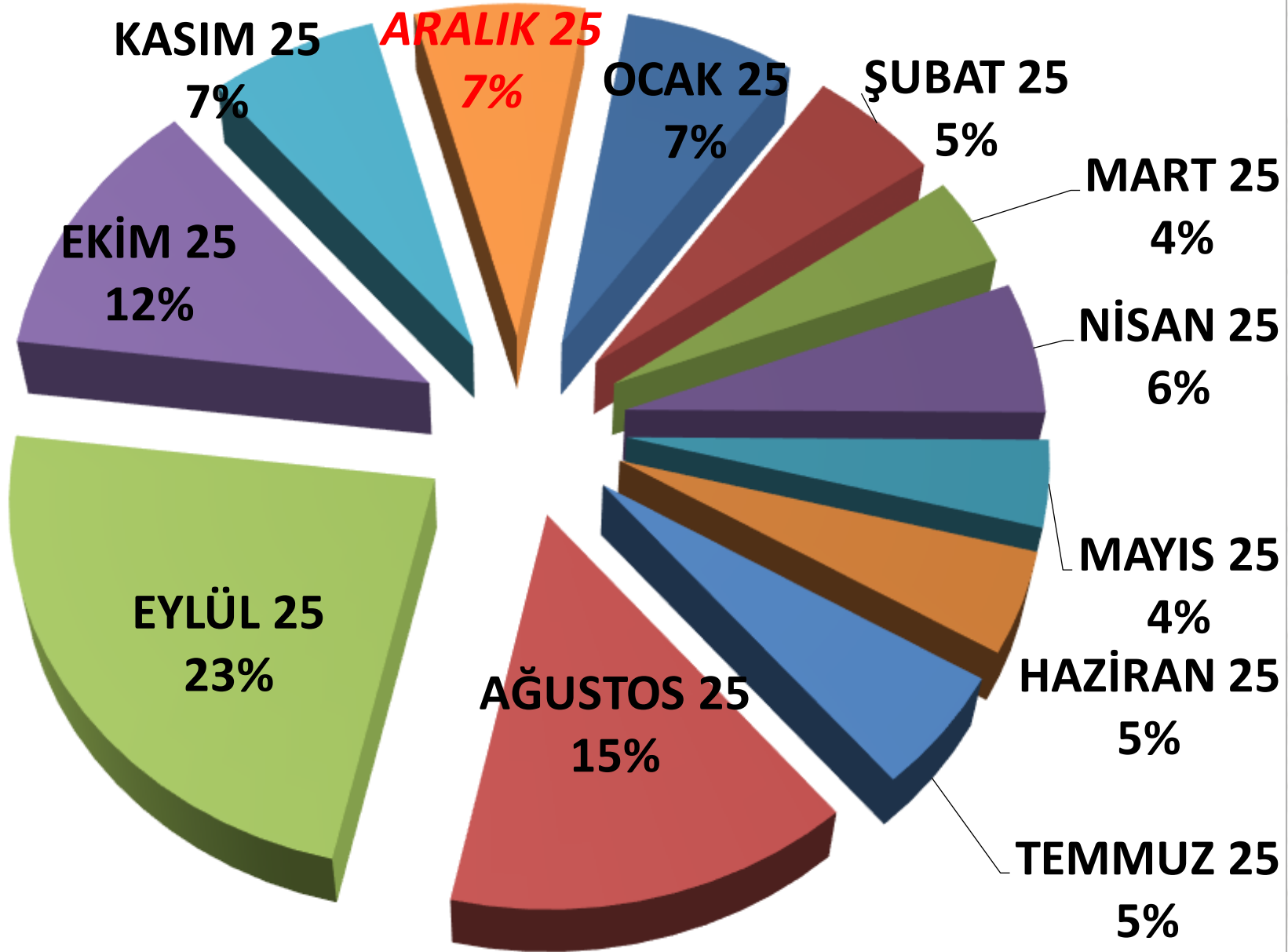
AYLIK KEKİK FİYAT TRENDİ (TL)



AYLIK KEKİK İŞLEM MİKTARI (TON)



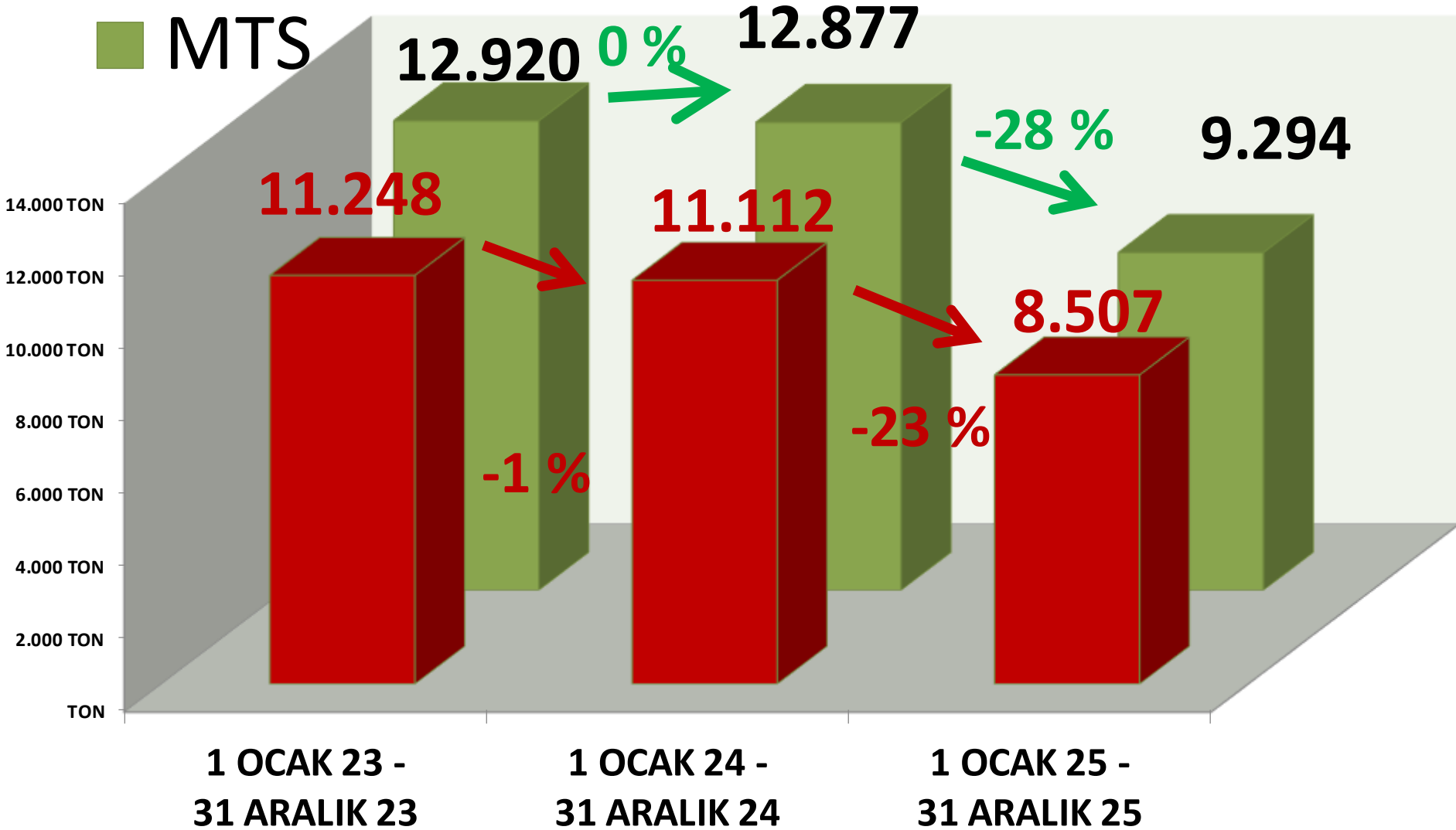
AYLIK KEKİK MTS İŞLEM MİKTARI ORANLARI



■ TTS

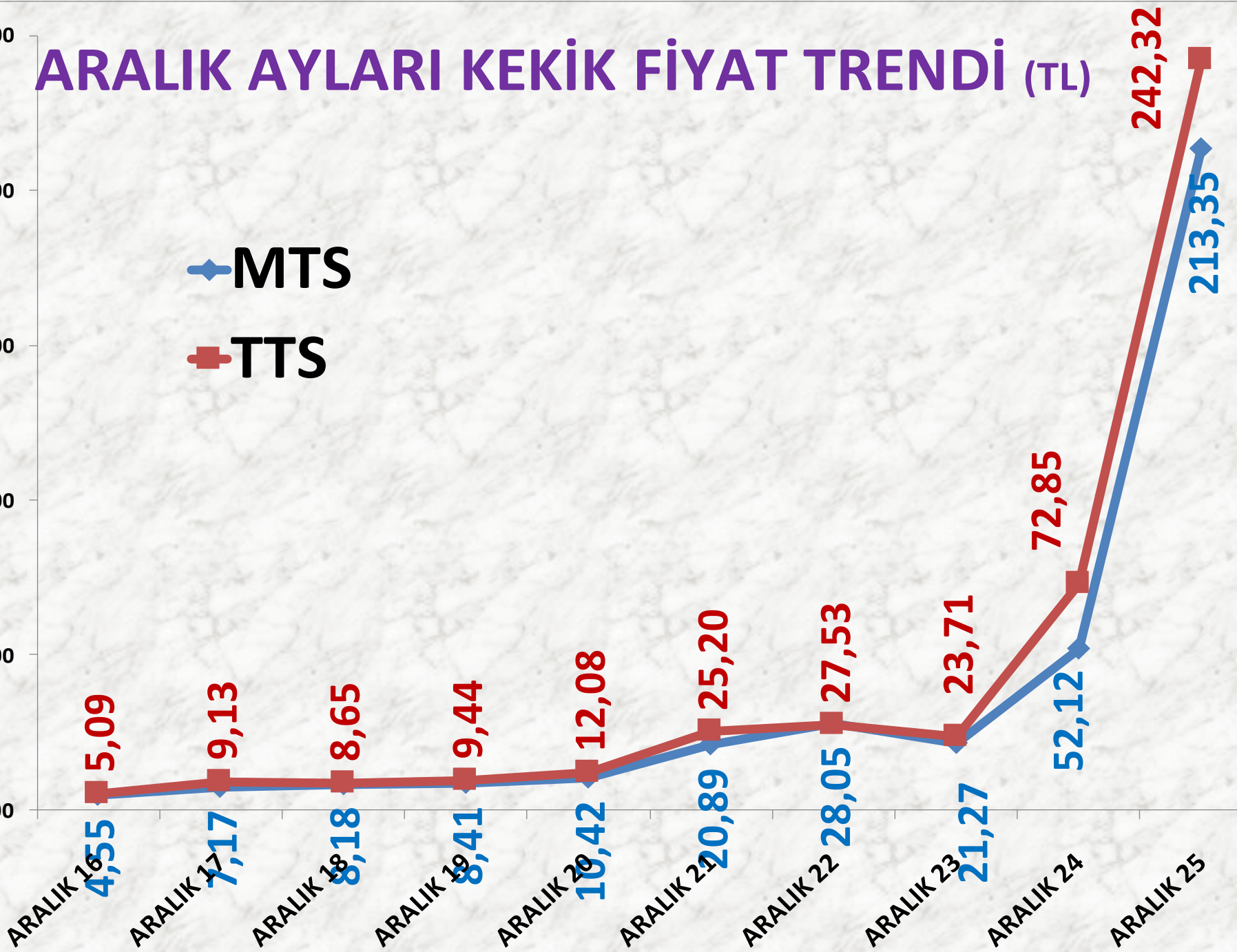
YILLIK KEKİK İŞLEM MİKTARI (TON)

■ MTS



ARALIK AYLARI KEKİK FİYAT TRENDİ (TL)

◆ MTS
■ TTS



ANASON

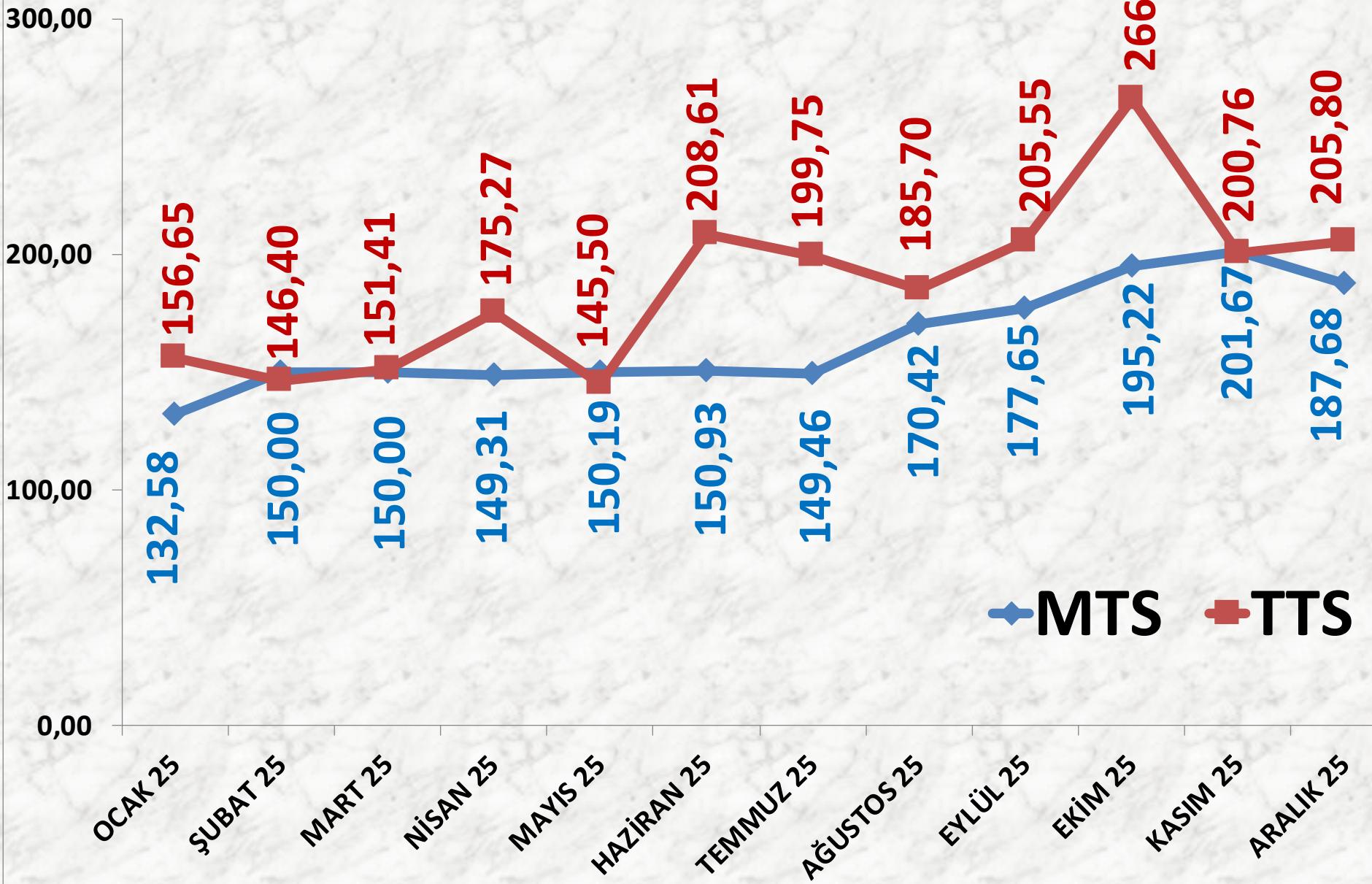
İŞLEM MİKTARI TON	2023 ARALIK	2024 ARALIK		2025 ARALIK	
MTS	167 TON	-19%	136 TON	-39%	82 TON
TTS	164 TON	45%	238 TON	-52%	113 TON

EN AZ FİYAT	2023 ARALIK	2024 ARALIK		2025 ARALIK	
MTS	119,98 TL	26%	151,32 TL	14%	172,11 TL
TTS	133,00 TL	9%	145,00 TL	17%	170,00 TL

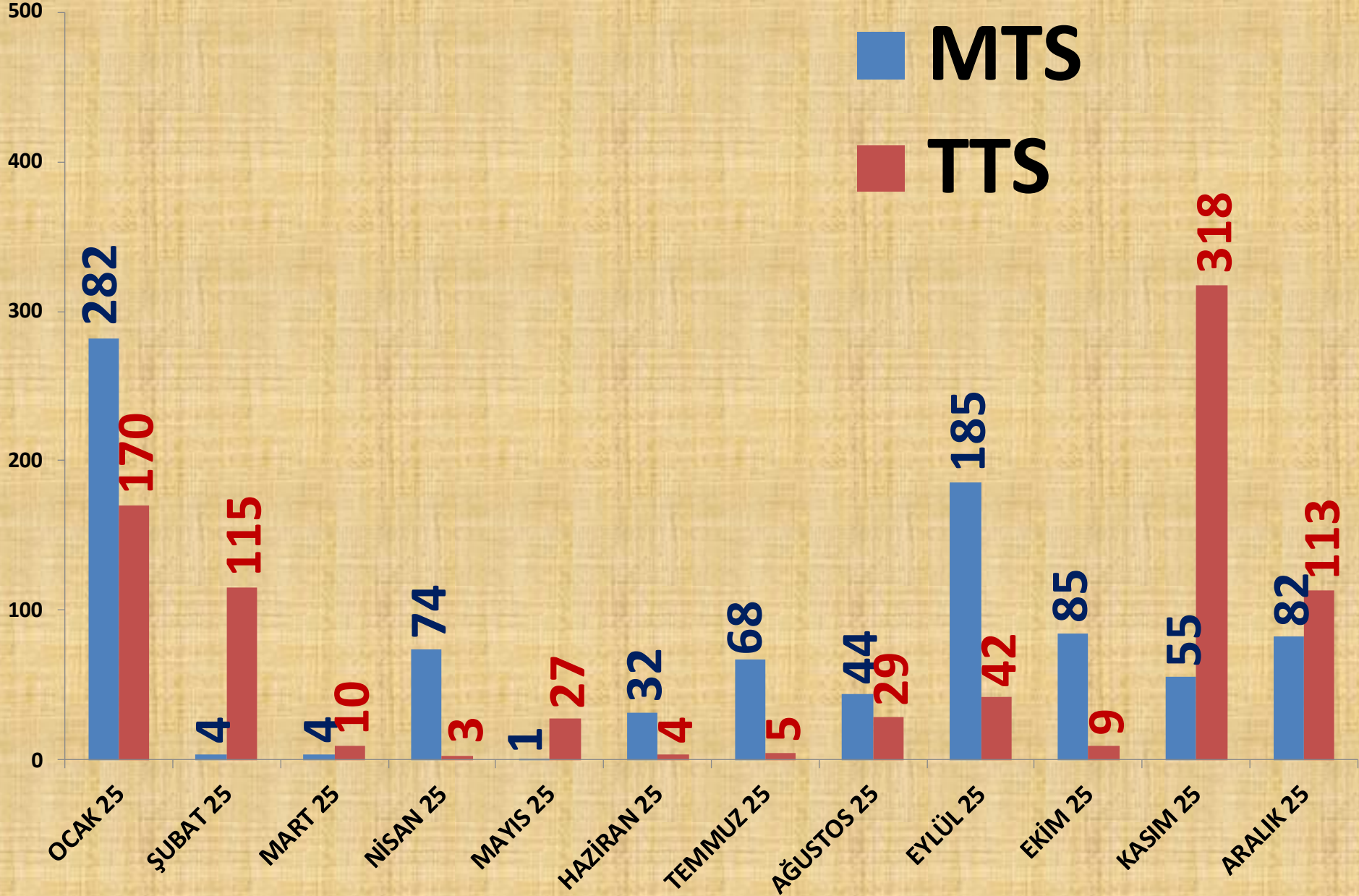
EN ÇOK FİYAT	2023 ARALIK	2024 ARALIK		2025 ARALIK	
MTS	169,98 TL	-6%	159,00 TL	57%	250,00 TL
TTS	157,00 TL	8%	169,61 TL	77%	300,00 TL

ORTALAMA FİYAT	2023 ARALIK	2024 ARALIK		2025 ARALIK	
MTS	152,45 TL	4%	158,67 TL	18%	187,68 TL
TTS	152,53 TL	1%	153,42 TL	34%	205,80 TL

AYLIK ANASON FİYAT TRENDİ (TL)



AYLIK ANASON İŞLEM MİKTARI (TON)



KASIM 25

6%

ARALIK 25

9%

OCAK 25

31%

ŞUBAT 25

0%

EKİM 25

9%

MART 25

1%

EYLÜL 25

20%

NİSAN 25

8%

AĞUSTOS 25

5%

TEMMUZ 25

7%

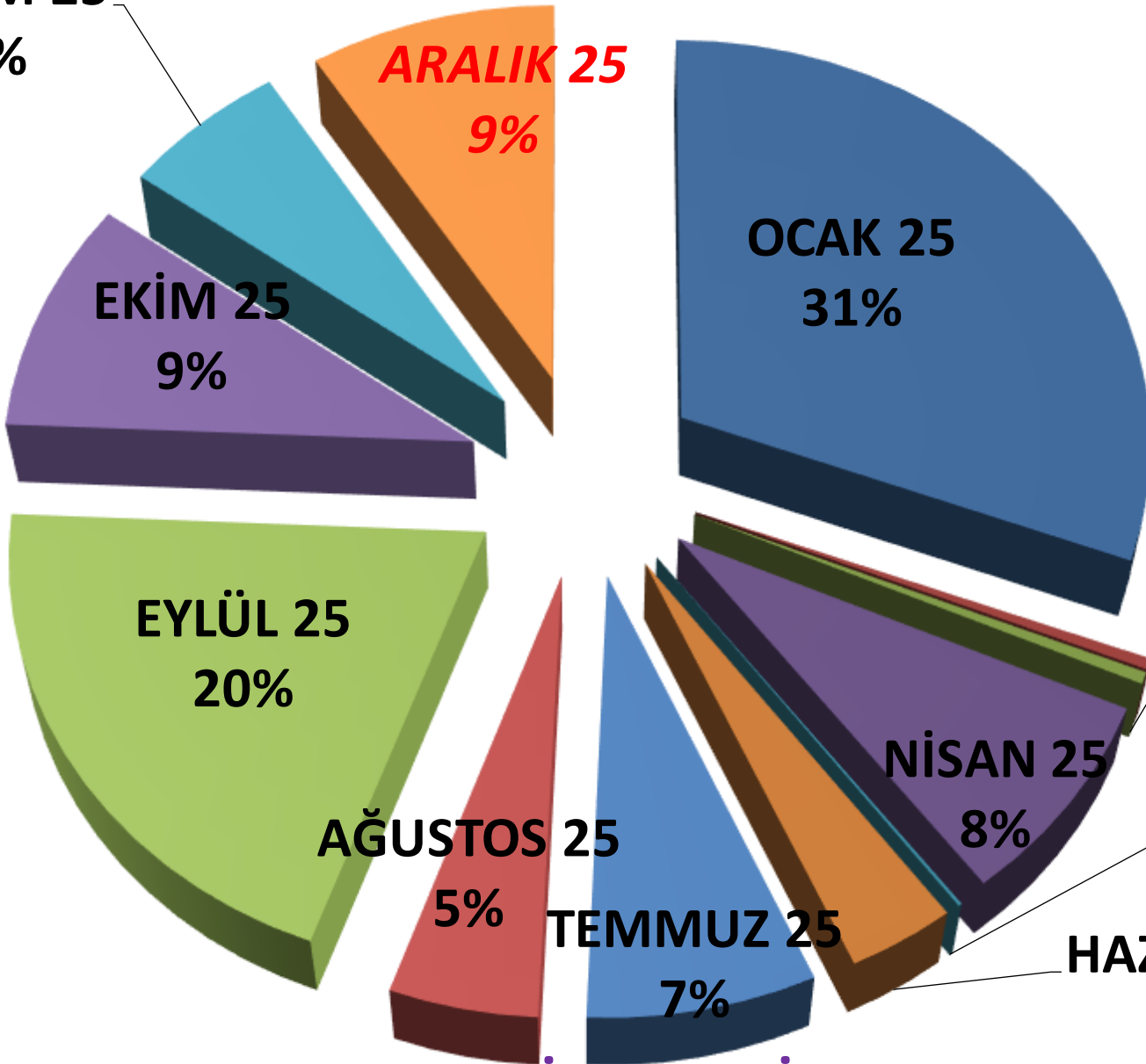
MAYIS 25

0%

HAZİRAN 25

4%

AYLIK ANASON MTS İŞLEM MİKTARI ORANLARI



■ MTS

YILLIK ANASON İŞLEM MİKTARI (TON)

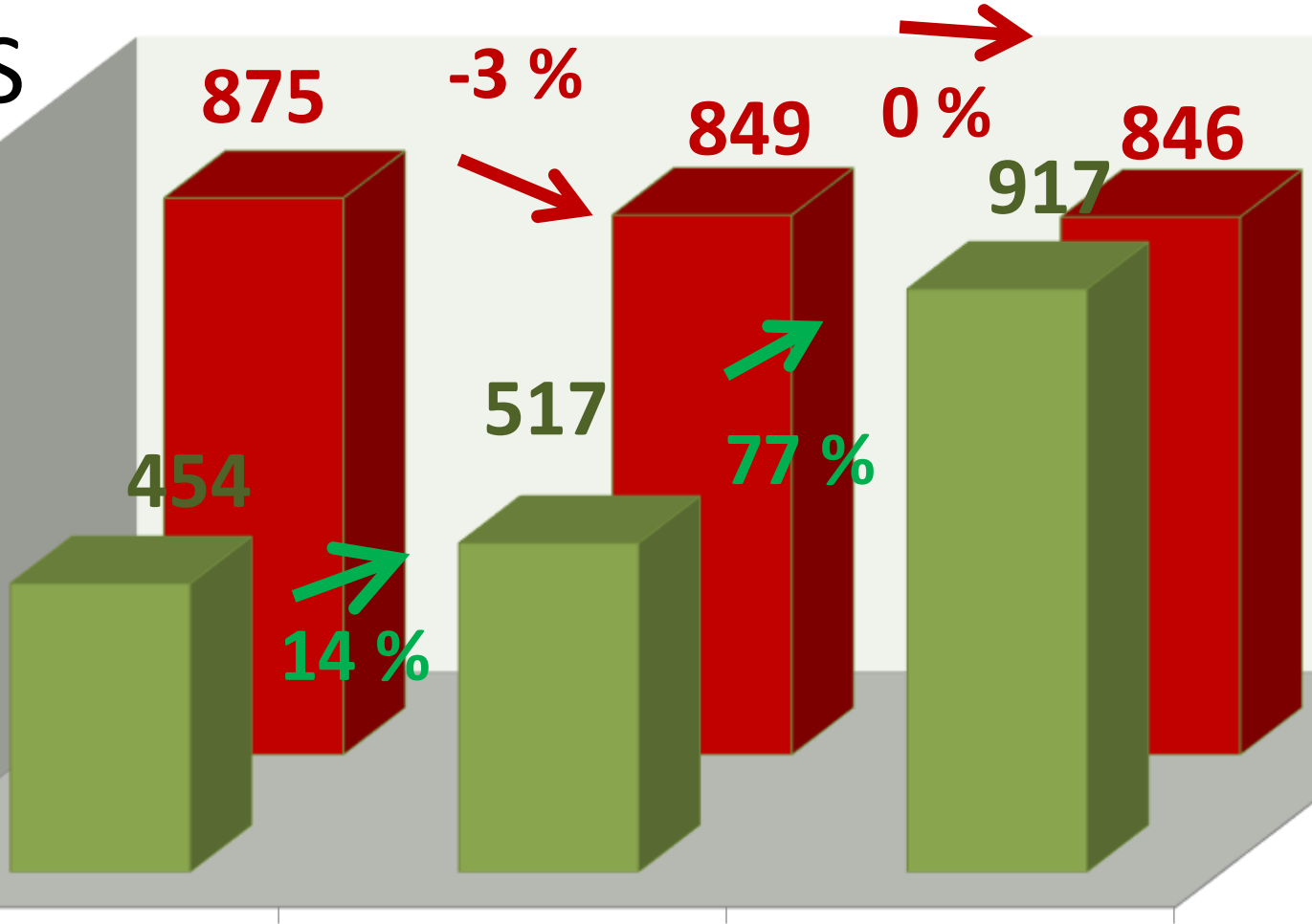
■ TTS

1.000 TON
900 TON
800 TON
700 TON
600 TON
500 TON
400 TON
300 TON
200 TON
100 TON
TON

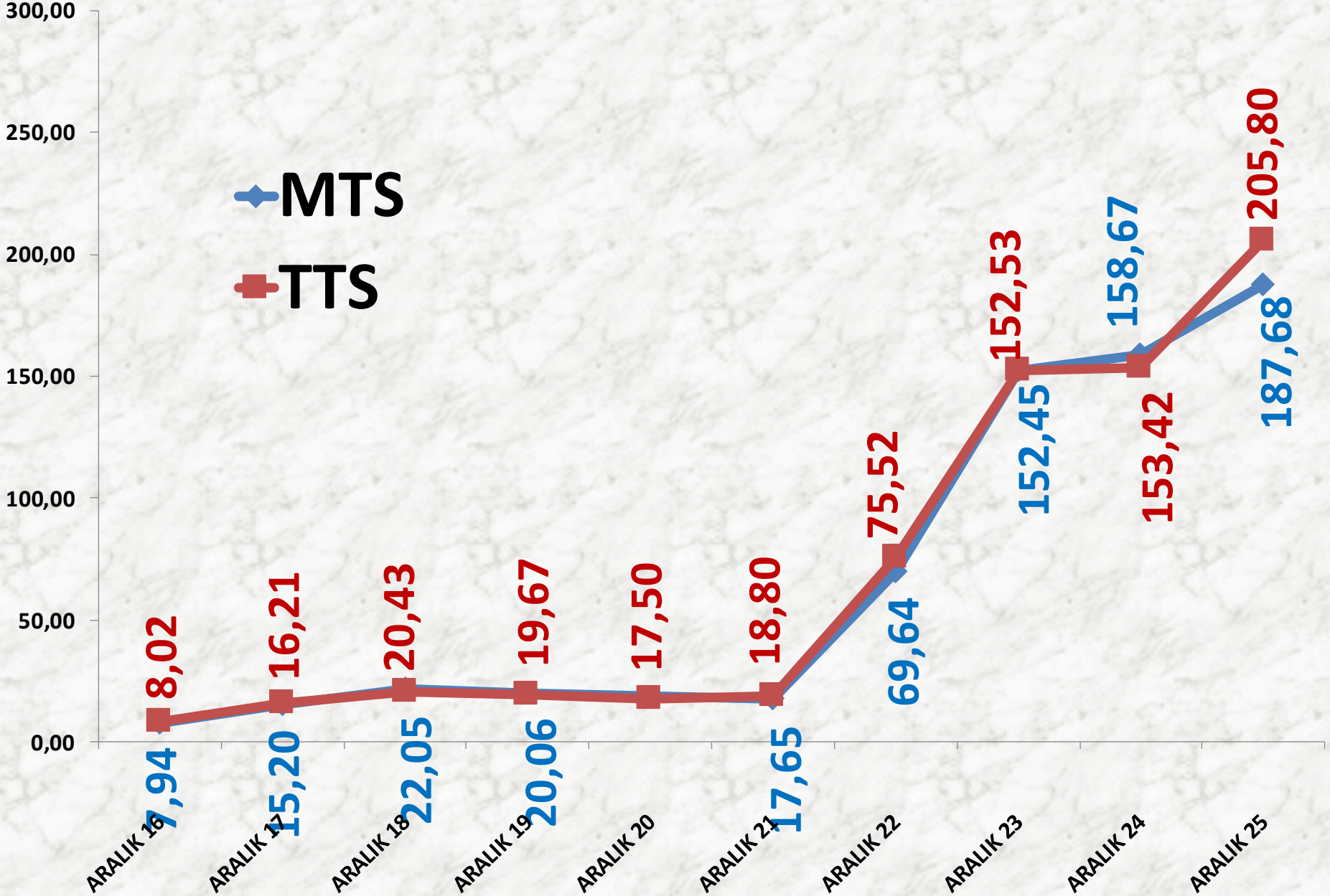
1 OCAK 23 -
31 ARALIK 23

1 OCAK 24 -
31 ARALIK 24

1 OCAK 25 -
31 ARALIK 25



ARALIK AYLARI ANASON FİYAT TRENDİ (TL)



YAPRAK TÜTÜN

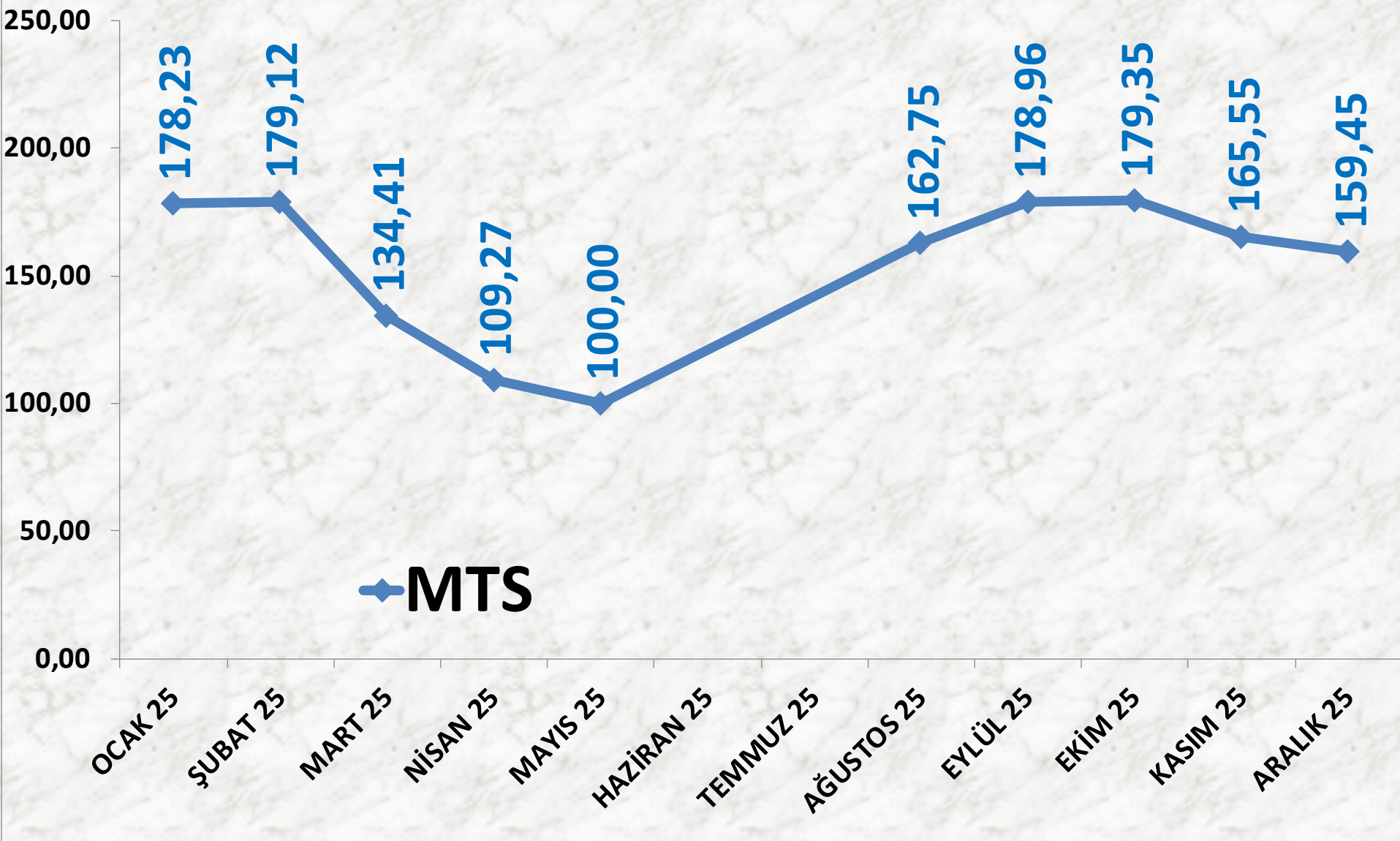
İŞLEM MİKTARI TON	2023 ARALIK	2024 ARALIK		2025 ARALIK	
MTS	1.024 TON	217%	3.244 TON	-18%	2.657 TON

EN AZ FİYAT	2023 ARALIK	2024 ARALIK		2025 ARALIK	
MTS	40,00 TL	159%	103,43 TL	-3%	100,00 TL

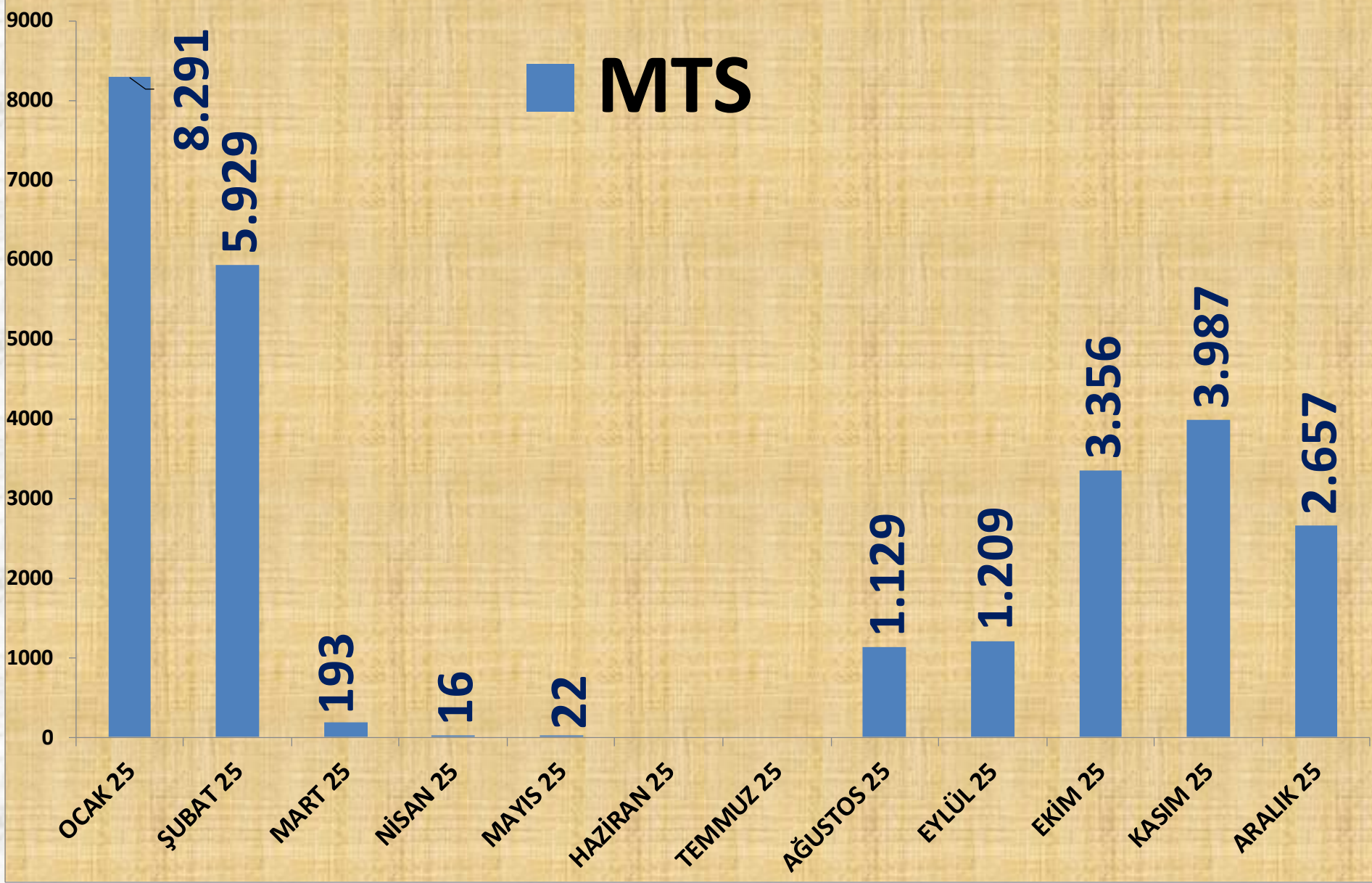
EN ÇOK FİYAT	2023 ARALIK	2024 ARALIK		2025 ARALIK	
MTS	125,00 TL	44%	180,00 TL	58%	285,00 TL

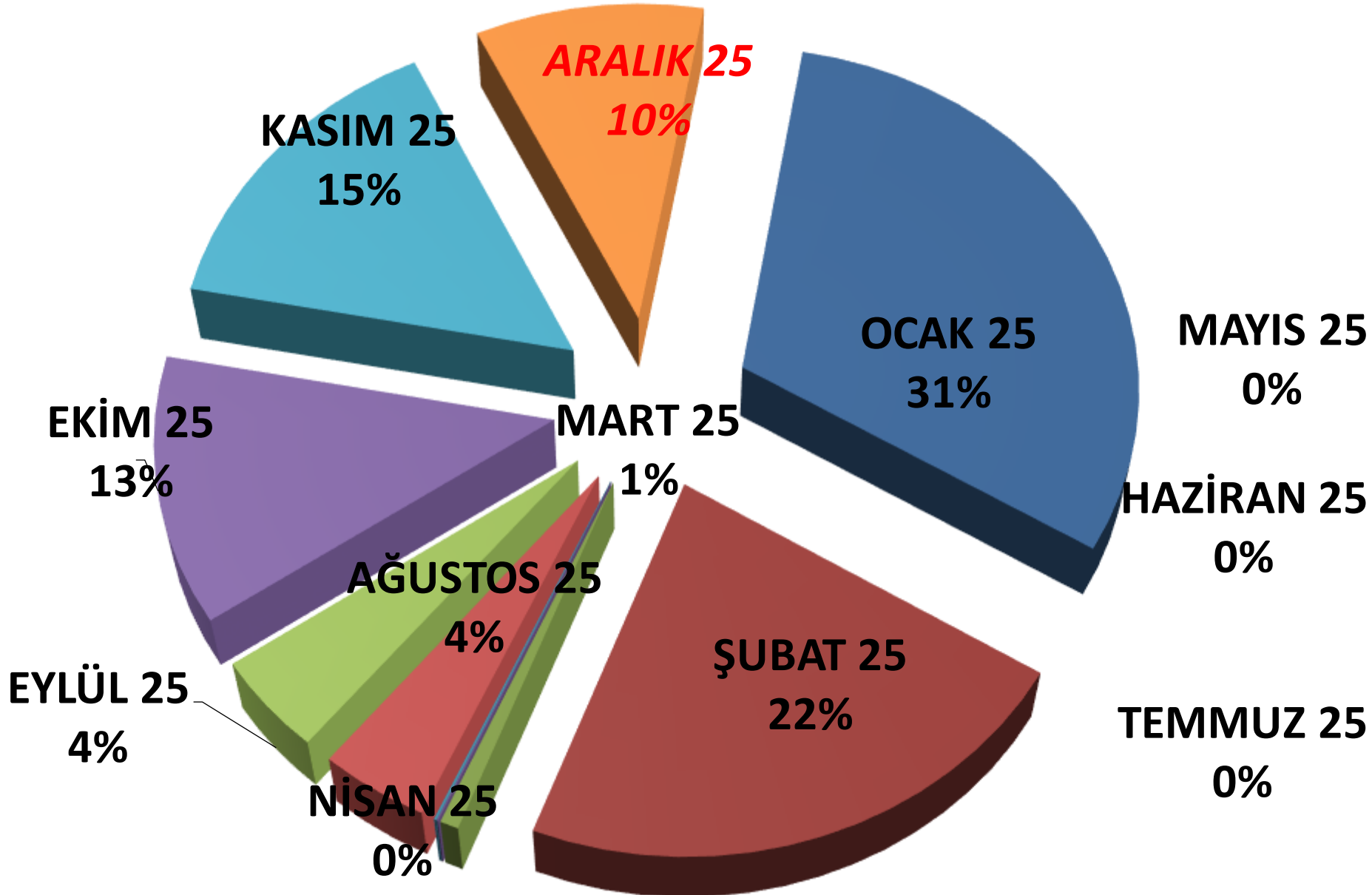
ORTALAMA FİYAT	2023 ARALIK	2024 ARALIK		2025 ARALIK	
MTS	69,40 TL	106%	143,17 TL	11%	159,45 TL

AYLIK TÜTÜN FİYAT TRENDİ (TL)



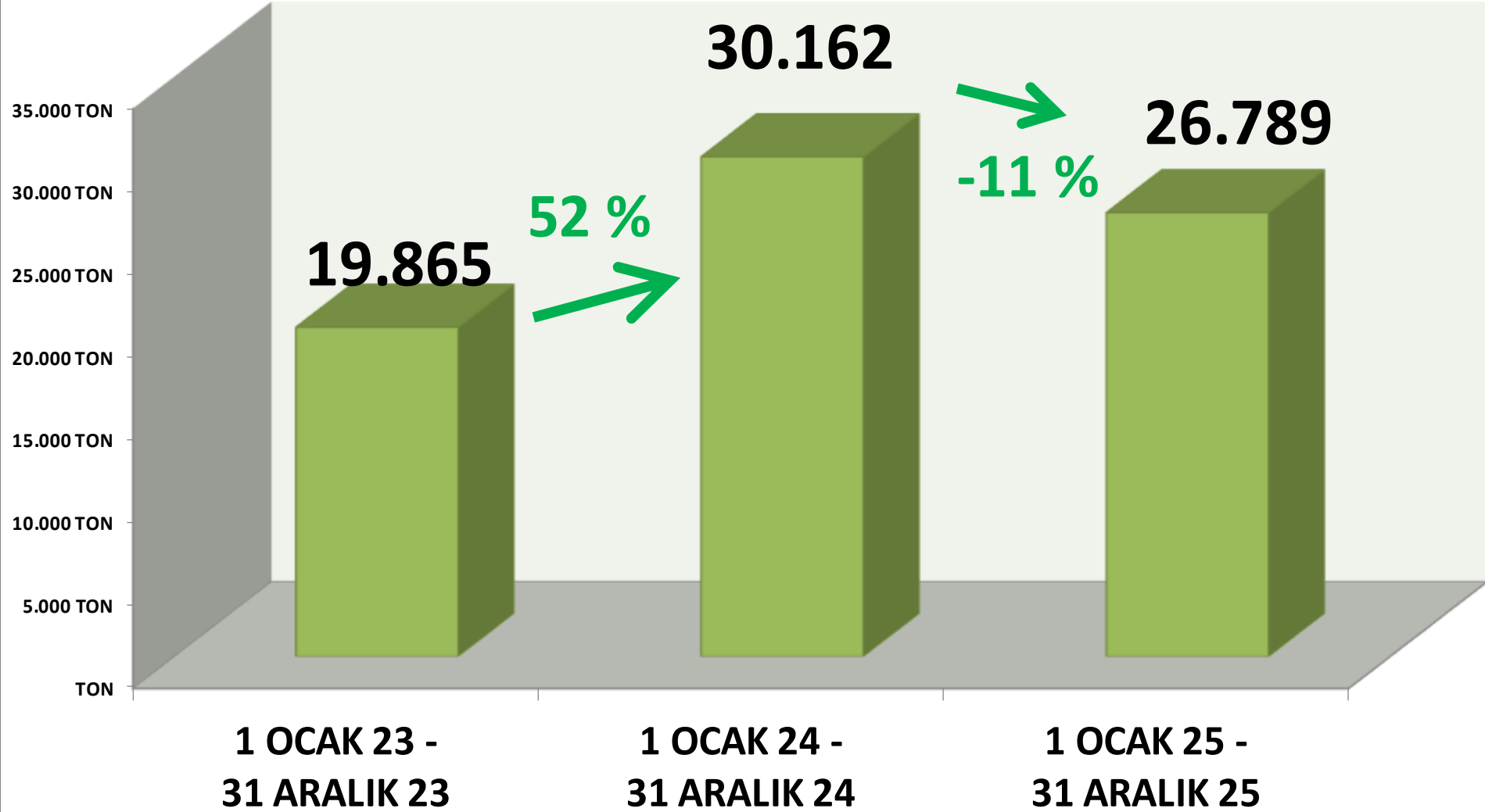
AYLIK TÜTÜN İŞLEM MİKTARI (TON)





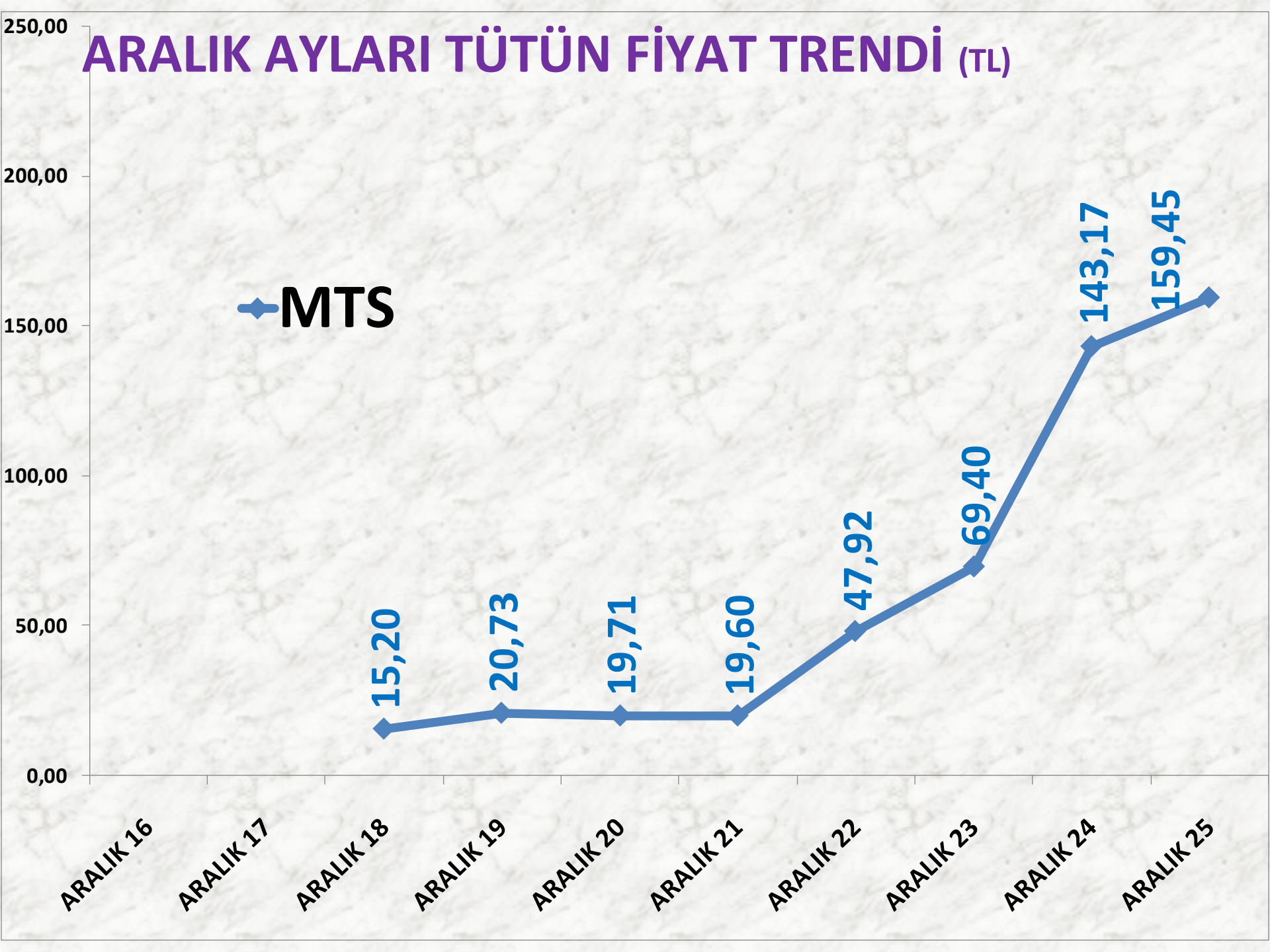
AYLIK TÛTÛN MTS İŐLEM MİKTARI ORANLARI

YILLIK TÜTÜN İŞLEM MİKTARI (TON)



ARALIK AYLARI TÜTÜN FİYAT TRENDİ (TL)

◆ MTS



KASAPLIK CANLI HAYVAN

BÜYÜKBAŞ İŞLEM MİKTARI

İŞLEM MİKTARI ADET	2023 ARALIK		2024 ARALIK		2025 ARALIK	
	MTS	1.920 ADET	9%	2.086 ADET	18%	2.457 ADET
TTS	168 ADET	282%	642 ADET	-51%	315 ADET	

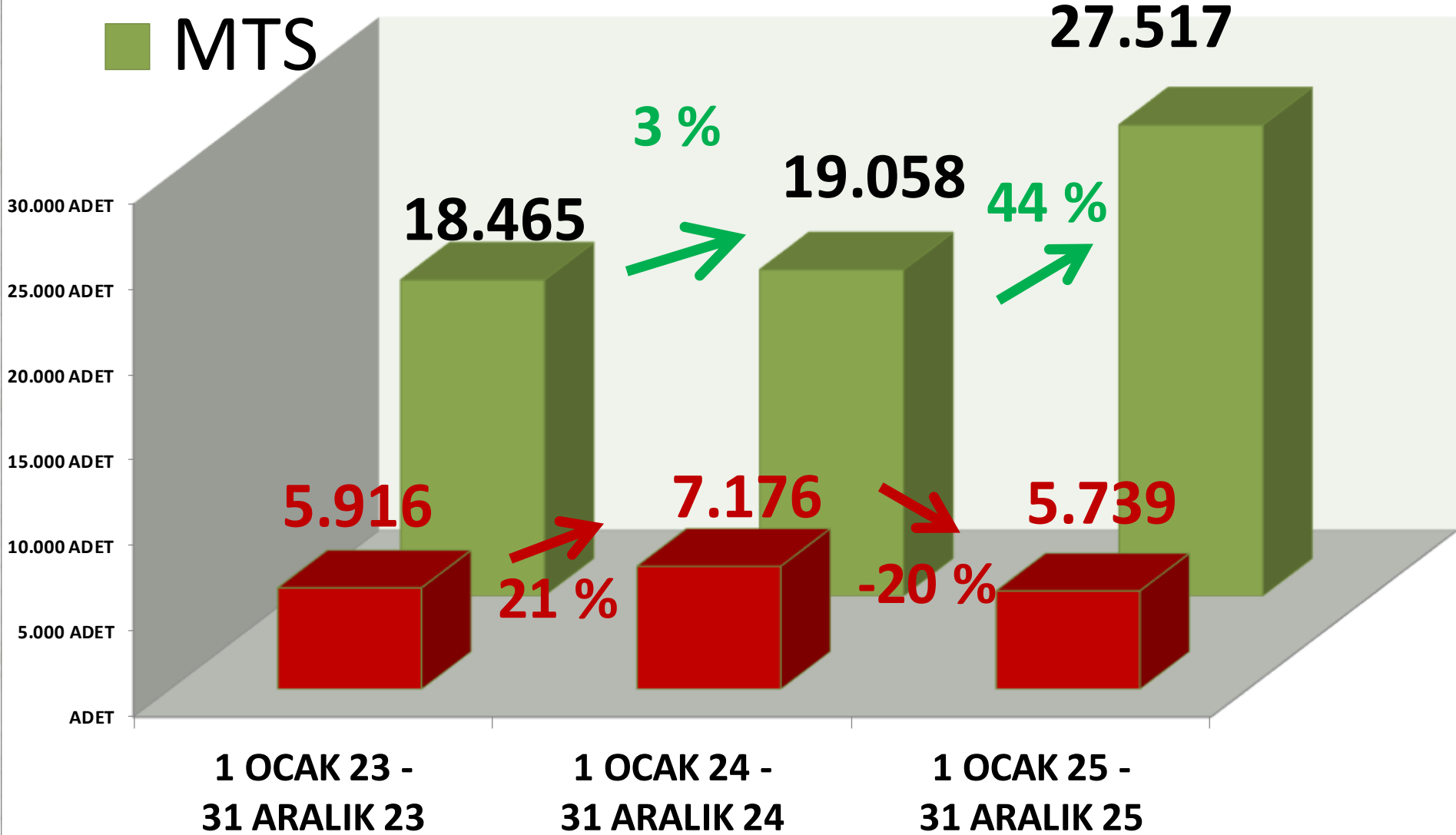
KÜÇÜKBAŞ İŞLEM MİKTARI

İŞLEM MİKTARI ADET	2023 ARALIK		2024 ARALIK		2025 ARALIK	
	MTS	7.724 ADET	-29%	5.472 ADET	22%	6.661 ADET
TTS	231 ADET	76%	406 ADET	99%	807 ADET	

■ TTS

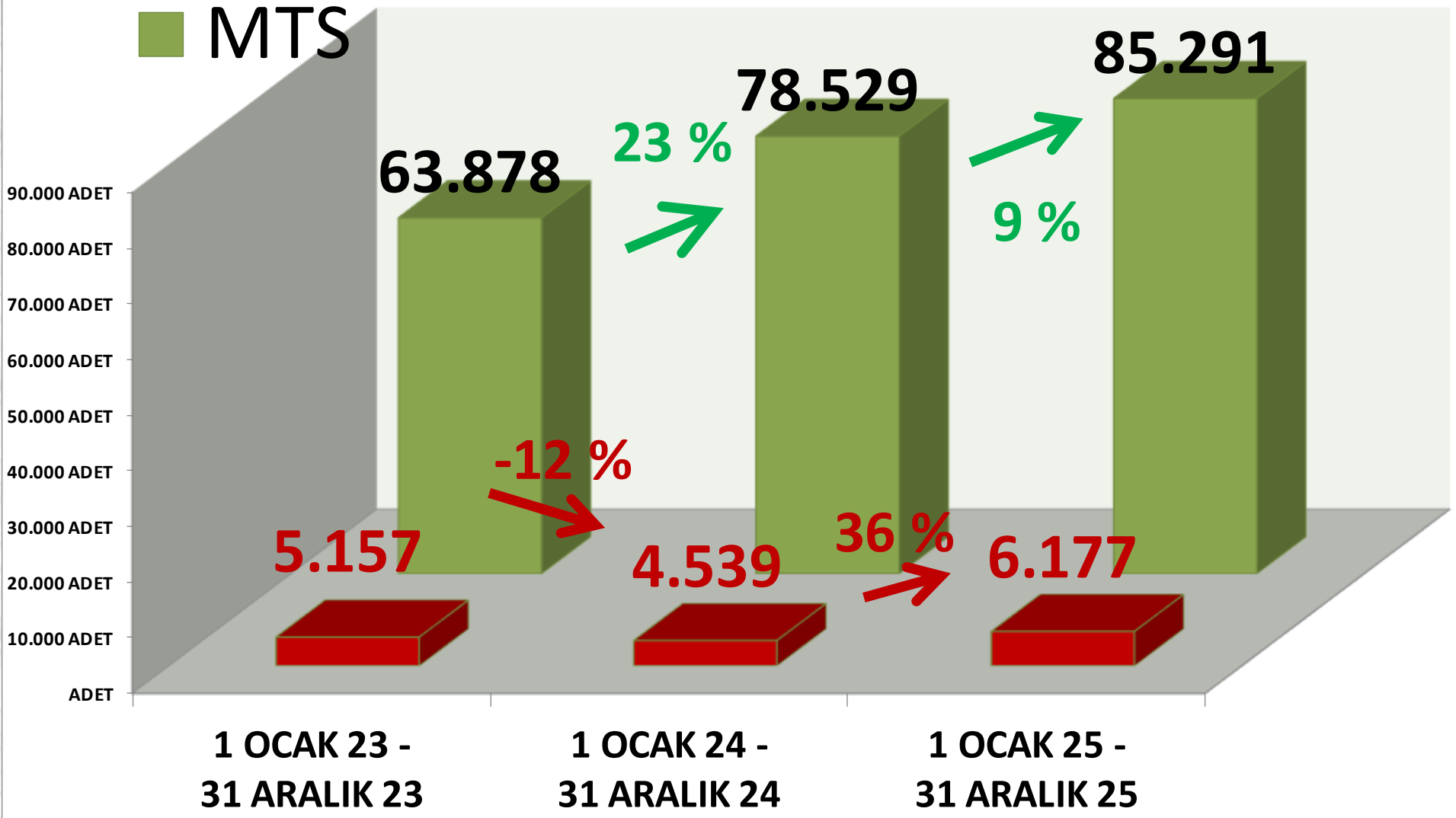
YILLIK BÜYÜKBAŞ İŞLEM MİKTARI (TON)

■ MTS



TTS YILLIK KÜÇÜKBAŞ İŞLEM MİKTARI (TON)

■ TTS
■ MTS





DİNLEDİĞİNİZ İÇİN
TEŞEKKÜR EDERİM

RECEP MENGİ

