

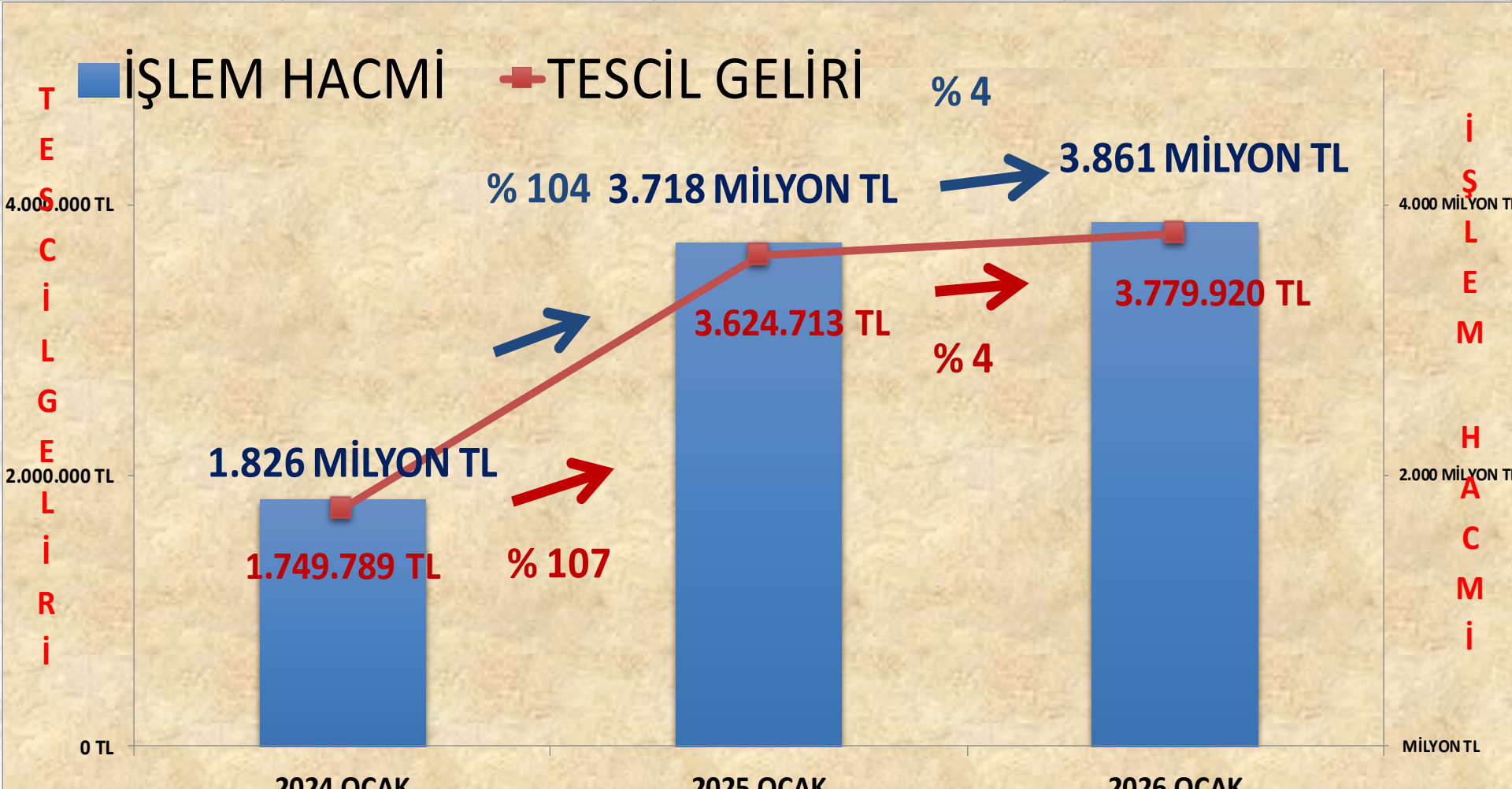


# OCAK 2026 TESCİL SUNUMU



# İŞLEM HACMİ VE TESCİL GELİRİ VERİLERİ

	2024 OCAK		2025 OCAK		2026 OCAK
İŞLEM HACMİ	1.826 MİLYON TL	104%	3.718 MİLYON TL	4%	3.861 MİLYON TL
TESCİL GELİRİ	1.749.789 TL	107%	3.624.713 TL	4%	3.779.920 TL



# 2025 OCAK

<b>ÜRÜN GRUBU</b>	<b>Miktar(kg./lt/adet)</b>	<b>Tutar(TL)</b>
BAKLIYAT VE MAMÜLLERİ	<b>777.180</b>	<b>42.254.353</b>
BİTKİSEL YAĞLAR	<b>0</b>	<b>0</b>
KOTASYON DIŐI ÜRÜNLER	<b>175.102.996</b>	<b>2.583.073.911</b>
HAM DERİLER VE BAĞIRSAKLAR	<b>13.614</b>	<b>266.700</b>
HAYVANSAL YAĞLAR	<b>800</b>	<b>300.152</b>
HUBUBAT .	<b>20.786.068</b>	<b>176.424.590</b>
HUBUBAT MAMÜLLERİ	<b>645.122</b>	<b>10.726.634</b>
KASAPLIK CANLI HAYVANLAR	<b>12.193</b>	<b>370.166.328</b>
KURU MEYVELER	<b>474.567</b>	<b>43.311.857</b>
ORMAN MAHSÜLLERİ	<b>369.017</b>	<b>6.106.880</b>
TEKSTİL HAMMADDELERİ	<b>4.124.444</b>	<b>106.244.482</b>
YAĞLI TOHUMLAR	<b>8.558.965</b>	<b>379.435.415</b>
<b><u>TOPLAM</u></b>	<b>210.864.966</b>	<b>3.718.311.300</b>

# 2026 OCAK

<b>ÜRÜN GRUBU</b>	<b>Miktar(kg./lt/adet)</b>	<b>Tutar(TL)</b>
BAKLİYAT VE MAMÜLLERİ	<b>2.190.715</b>	<b>173.021.003</b>
BİTKİSEL YAĞLAR	<b>7.045</b>	<b>2.099.082</b>
KOTASYON DIŞI ÜRÜNLER	<b>47.363.576</b>	<b>1.765.562.326</b>
HAM DERİLER VE BAĞIRSAKLAR	<b>242.905</b>	<b>3.901.381</b>
HAYVANSAL YAĞLAR	<b>415</b>	<b>73.384</b>
HUBUBAT .	<b>45.021.101</b>	<b>521.249.760</b>
HUBUBAT MAMÜLLERİ	<b>166.555</b>	<b>2.590.742</b>
KASAPLIK CANLI HAYVANLAR	<b>12.974</b>	<b>699.582.526</b>
KURU MEYVELER	<b>620.976</b>	<b>74.328.039</b>
ORMAN MAHSÜLLERİ	<b>123.521</b>	<b>13.721.305</b>
TEKSTİL HAMMADDELERİ	<b>2.963.801</b>	<b>90.007.624</b>
YAĞLI TOHUMLAR	<b>7.152.974</b>	<b>514.506.094</b>
<b><u>TOPLAM</u></b>	<b><i>105.866.557</i></b>	<b><i>3.860.643.266</i></b>

# 2025 OCAK - 2026 OCAK DEĞİŞİM

ÜRÜN GRUBU	Miktar(kg./lt/adet)	Tutar(TL)
BAKLİYAT VE MAMÜLLERİ	1.413.535	130.766.651
BİTKİSEL YAĞLAR	7.045	2.099.082
KOTASYON DIŞI ÜRÜNLER	-127.739.420	-817.511.585
HAM DERİLER VE BAĞIRSAKLAR	229.291	3.634.681
HAYVANSAL YAĞLAR	-385	-226.768
HUBUBAT .	24.235.033	344.825.171
HUBUBAT MAMÜLLERİ	-478.567	-8.135.893
KASAPLIK CANLI HAYVANLAR	781	329.416.198
KURU MEYVELER	146.409	31.016.181
ORMAN MAHSÜLLERİ	-245.496	7.614.425
TEKSTİL HAMMADDELERİ	-1.160.643	-16.236.858
YAĞLI TOHUMLAR	-1.405.991	135.070.679
<b><u>TOPLAM</u></b>	<b>-104.998.409</b>	<b>142.331.966</b>

# 2025 OCAK - 2026 OCAK DEĞİŞİM ORANI

ÜRÜN GRUBU	Miktar(kg./lt/adet)	Tutar(TL)
BAKLİYAT VE MAMÜLLERİ	<b>182%</b>	<b>309%</b>
BİTKİSEL YAĞLAR	-	-
KOTASYON DIŞI ÜRÜNLER	<b>-73%</b>	<b>-32%</b>
HAM DERİLER VE BAĞIRSAKLAR	<b>1684%</b>	<b>1363%</b>
HAYVANSAL YAĞLAR	<b>-48%</b>	<b>-76%</b>
HUBUBAT .	<b>117%</b>	<b>195%</b>
HUBUBAT MAMÜLLERİ	<b>-74%</b>	<b>-76%</b>
KASAPLIK CANLI HAYVANLAR	<b>6%</b>	<b>89%</b>
KURU MEYVELER	<b>31%</b>	<b>72%</b>
ORMAN MAHSÜLLERİ	<b>-67%</b>	<b>125%</b>
TEKSTİL HAMMADDELERİ	<b>-28%</b>	<b>-15%</b>
YAĞLI TOHUMLAR	<b>-16%</b>	<b>36%</b>
<b><u>TOPLAM</u></b>	<b><i>-50%</i></b>	<b><i>4%</i></b>

# ARPA

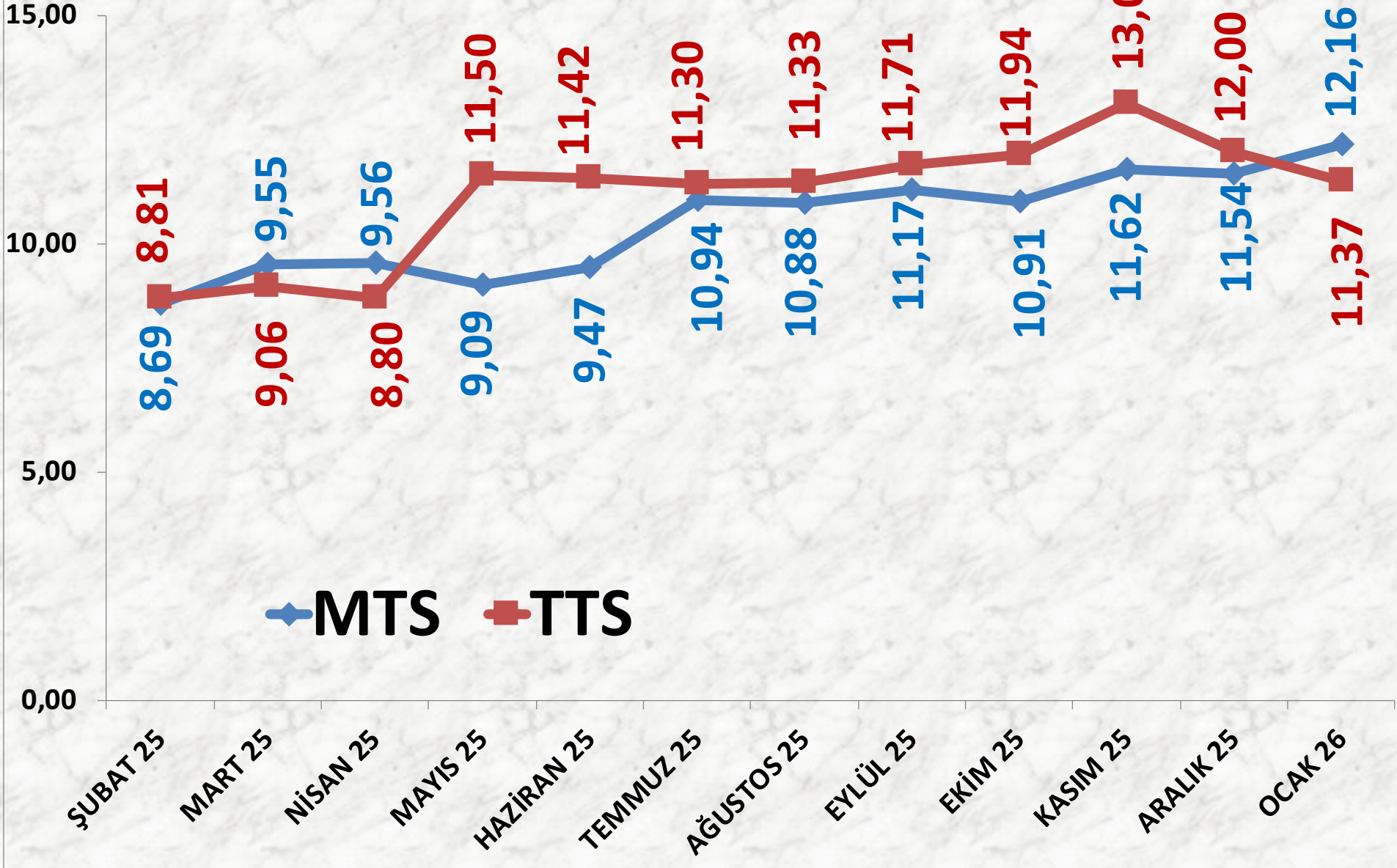
İŞLEM MİKTARI TON	2024 OCAK	2025 OCAK		2026 OCAK	
	MTS	1.404 TON	0%	1.408 TON	123%
TTS	1.284 TON	-66%	439 TON	294%	1.729 TON

EN AZ FİYAT	2024 OCAK	2025 OCAK		2026 OCAK	
	MTS	5,00 TL	20%	6,00 TL	73%
TTS	5,45 TL	38%	7,50 TL	20%	9,00 TL

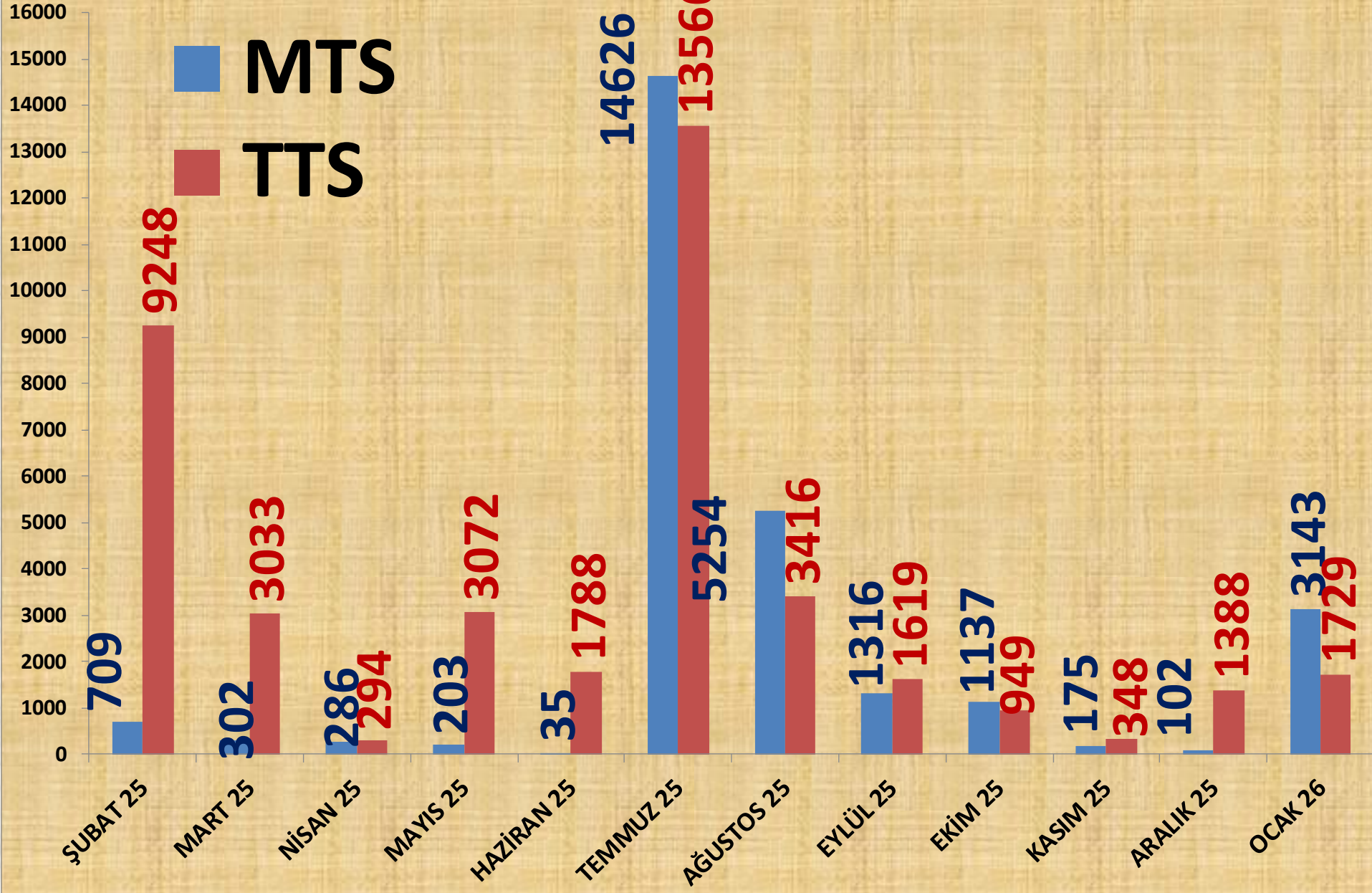
EN ÇOK FİYAT	2024 OCAK	2025 OCAK		2026 OCAK	
	MTS	8,50 TL	18%	10,00 TL	40%
TTS	8,50 TL	0%	8,50 TL	65%	14,00 TL

ORTALAMA FİYAT	2024 OCAK	2025 OCAK		2026 OCAK	
	MTS	6,81 TL	22%	8,32 TL	46%
TTS	6,78 TL	15%	7,82 TL	45%	11,37 TL

# AYLIK ARPA FİYAT TRENDİ (TL)



# AYLIK ARPA İŞLEM MİKTARI (TON)



**EYLÜL 25**  
5%

**EKİM 25**  
4%

**KASIM 25**  
1%

**ARALIK 25**  
0%

**AĞUSTOS 25**  
19%

**ŞUBAT 25**  
3%

**OCAK 26**  
11%

**MART 25**  
1%

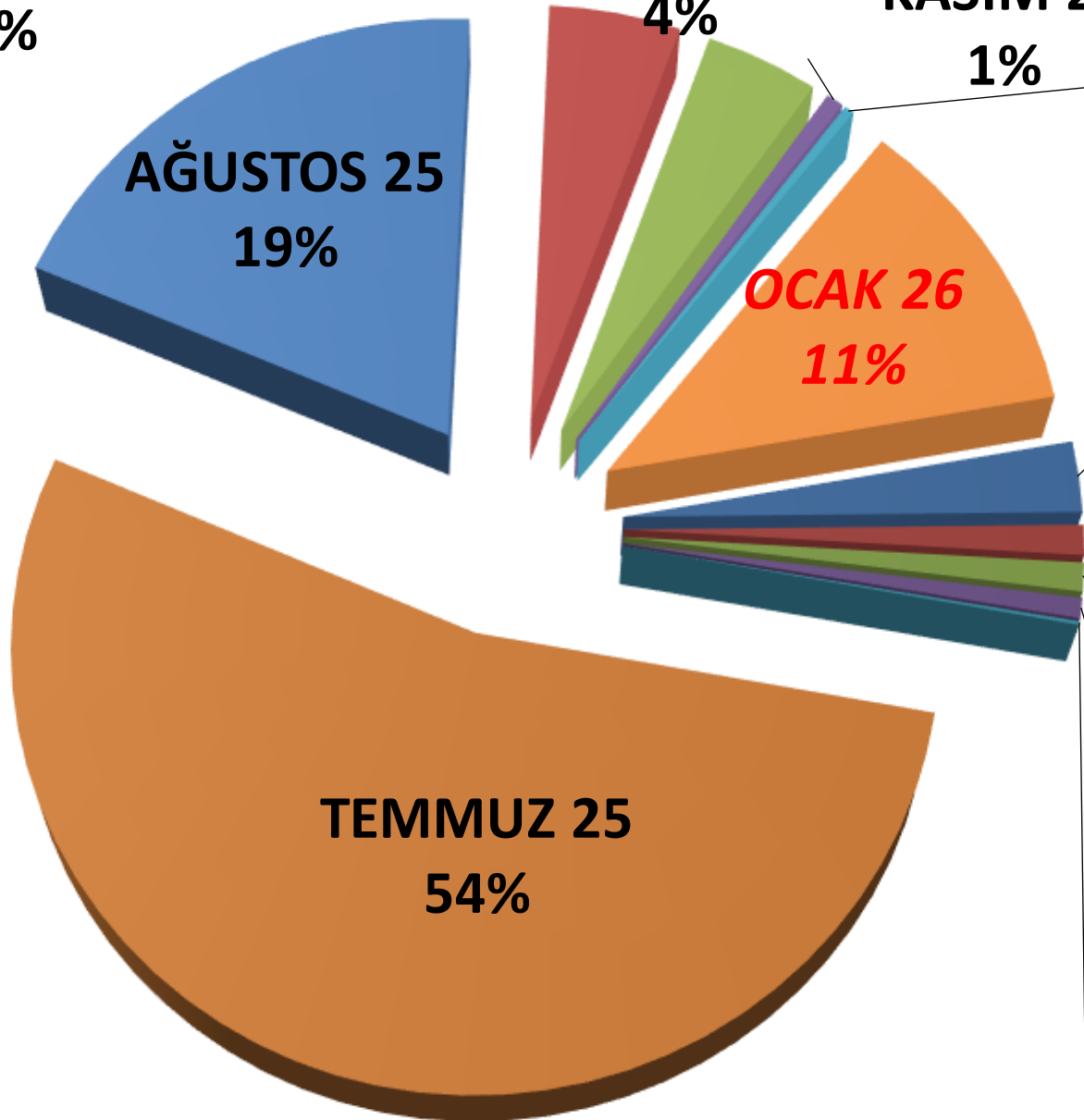
**NİSAN 25**  
1%

**TEMMUZ 25**  
54%

**MAYIS 25**  
1%

**HAZİRAN 25**  
0%

## AYLIK ARPA MTS İŞLEM MİKTARI ORANLARI



# YILLIK ARPA İŞLEM MİKTARI (TON)

■ TTS

■ MTS

45.526

49.269

-37 %

-12 %

32.984

30.881

34 %

44.286

27.290

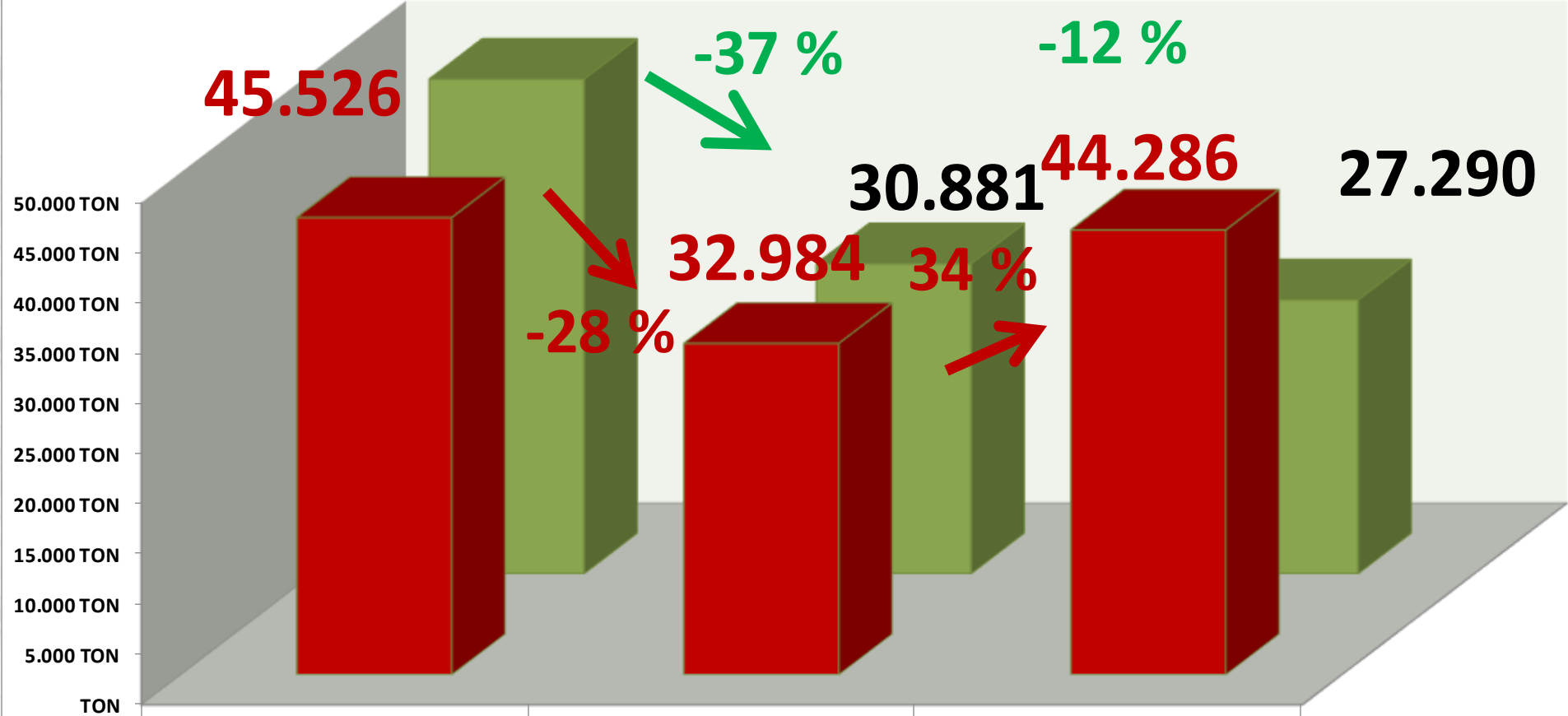
-28 %

1 ŞUBAT 23 -  
31 OCAK 24

1 ŞUBAT 24 -  
31 OCAK 25

1 ŞUBAT 25 -  
31 OCAK 26

50.000 TON  
45.000 TON  
40.000 TON  
35.000 TON  
30.000 TON  
25.000 TON  
20.000 TON  
15.000 TON  
10.000 TON  
5.000 TON  
TON



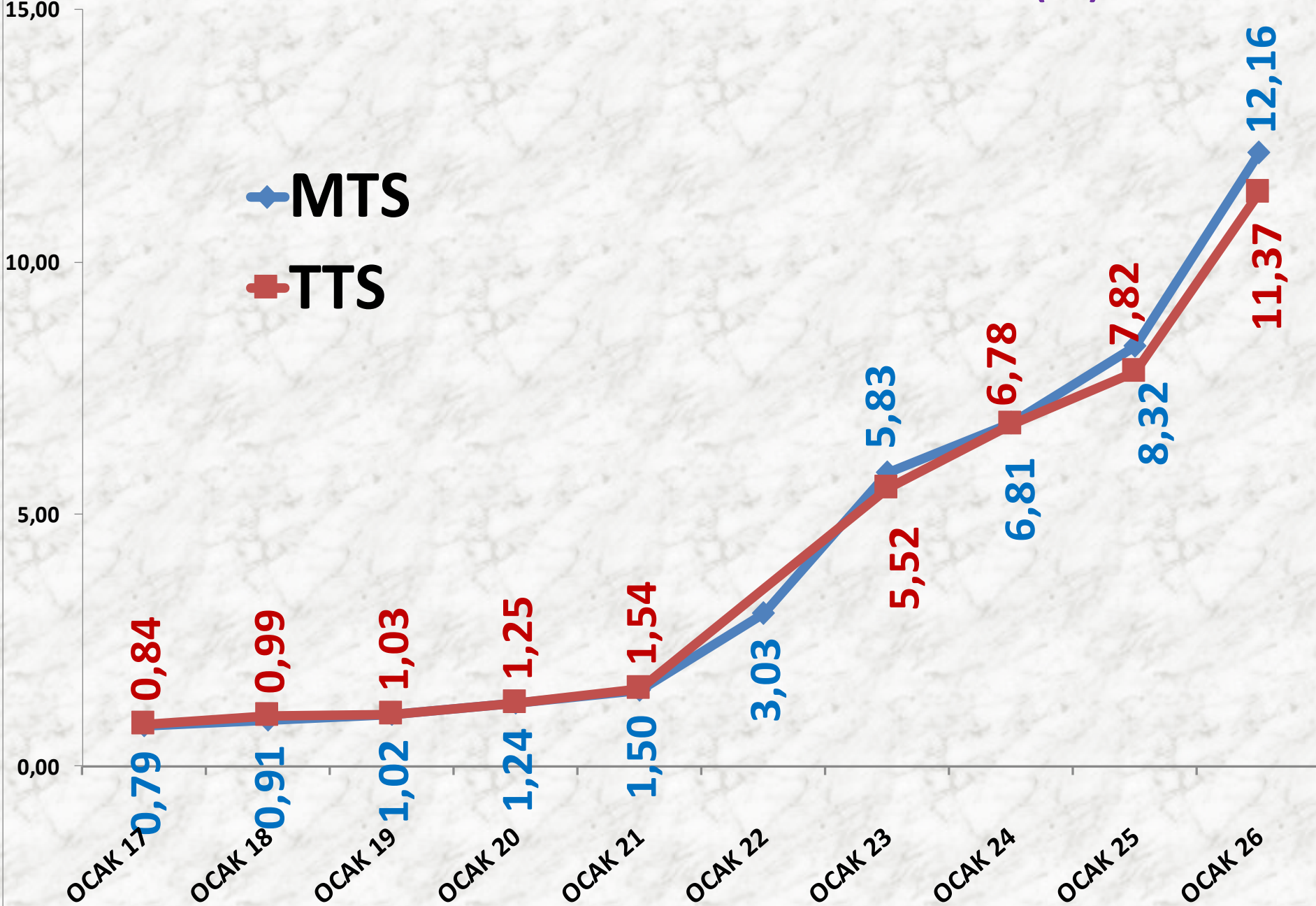
1 ŞUBAT 23 -  
31 OCAK 24

1 ŞUBAT 24 -  
31 OCAK 25

1 ŞUBAT 25 -  
31 OCAK 26

# OCAK AYLARI ARPA FİYAT TRENDİ (TL)

◆ MTS  
■ TTS



# BUĞDAY

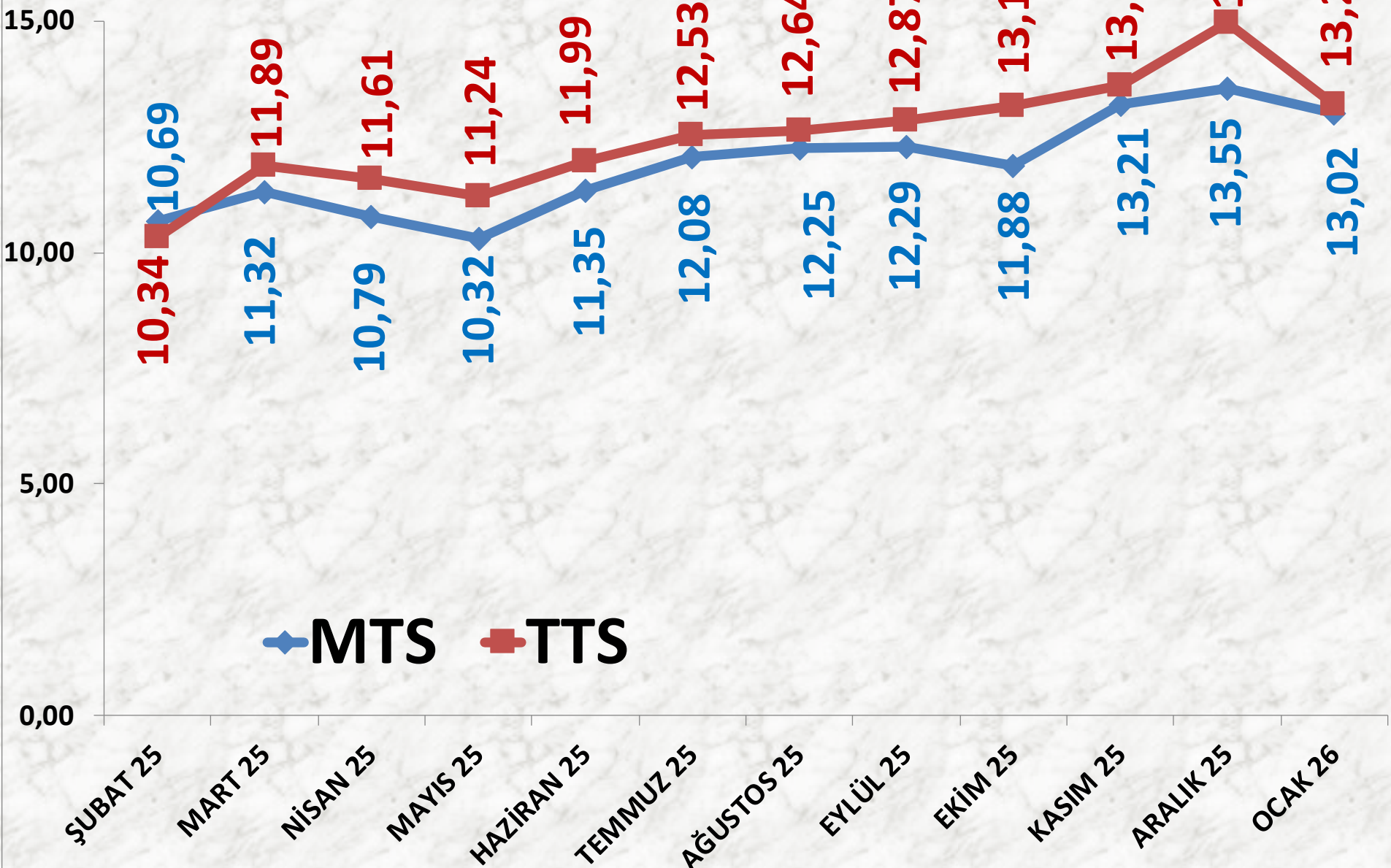
<b>İŞLEM MİKTARI TON</b>	<b>2024 OCAK</b>	<b>2025 OCAK</b>		<b>2026 OCAK</b>	
MTS	2.461 TON	44%	3.538 TON	50%	5.315 TON
TTS	2.223 TON	163%	5.855 TON	-22%	4.581 TON

<b>EN AZ FİYAT</b>	<b>2024 OCAK</b>	<b>2025 OCAK</b>		<b>2026 OCAK</b>	
MTS	5,50 TL	36%	7,50 TL	53%	11,50 TL
TTS	6,35 TL	38%	8,75 TL	31%	11,50 TL

<b>EN ÇOK FİYAT</b>	<b>2024 OCAK</b>	<b>2025 OCAK</b>		<b>2026 OCAK</b>	
MTS	10,00 TL	30%	13,00 TL	15%	15,00 TL
TTS	10,30 TL	17%	12,01 TL	25%	15,00 TL

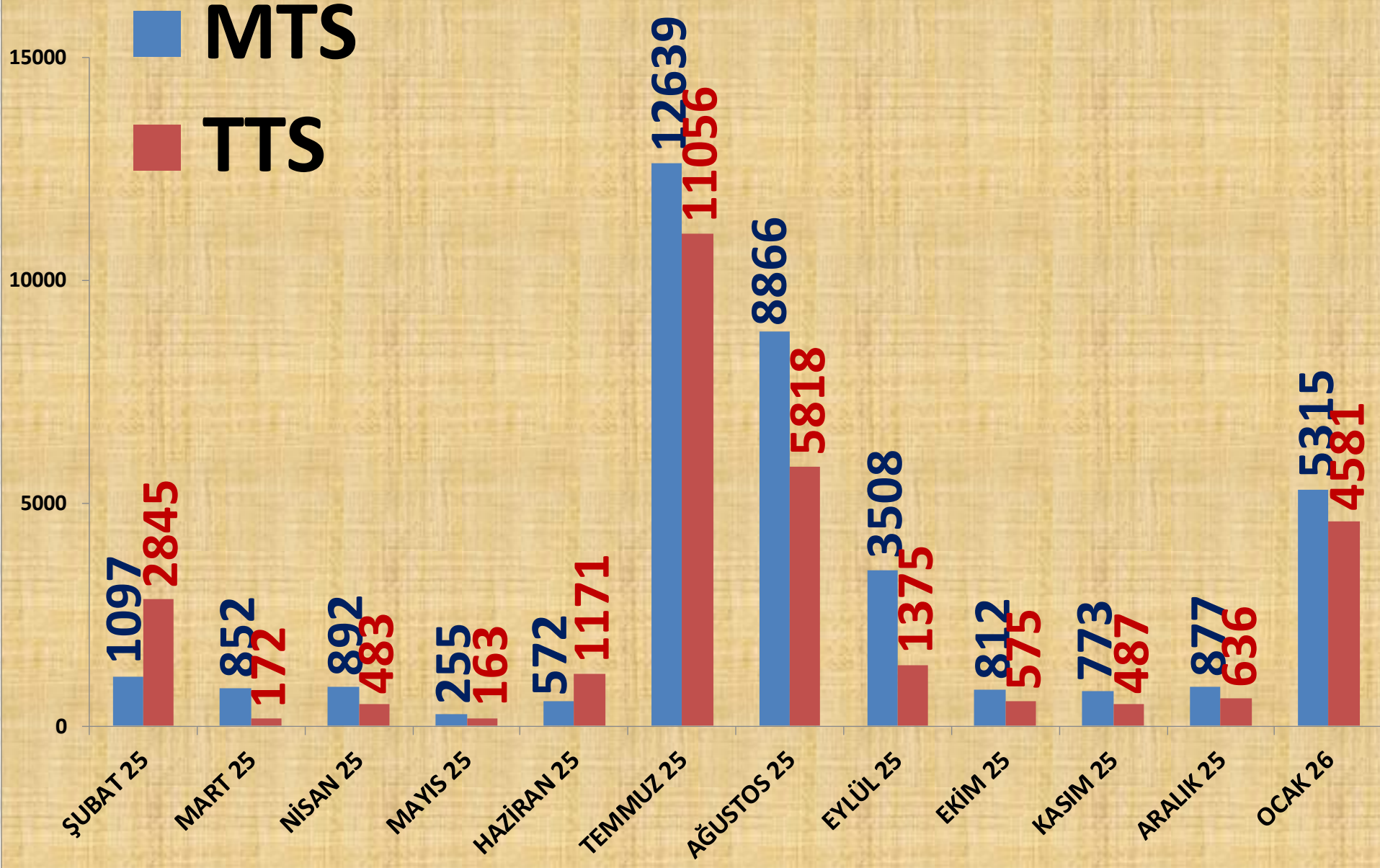
<b>ORTALAMA FİYAT</b>	<b>2024 OCAK</b>	<b>2025 OCAK</b>		<b>2026 OCAK</b>	
MTS	7,88 TL	32%	10,37 TL	26%	13,02 TL
TTS	8,59 TL	15%	9,90 TL	33%	13,21 TL

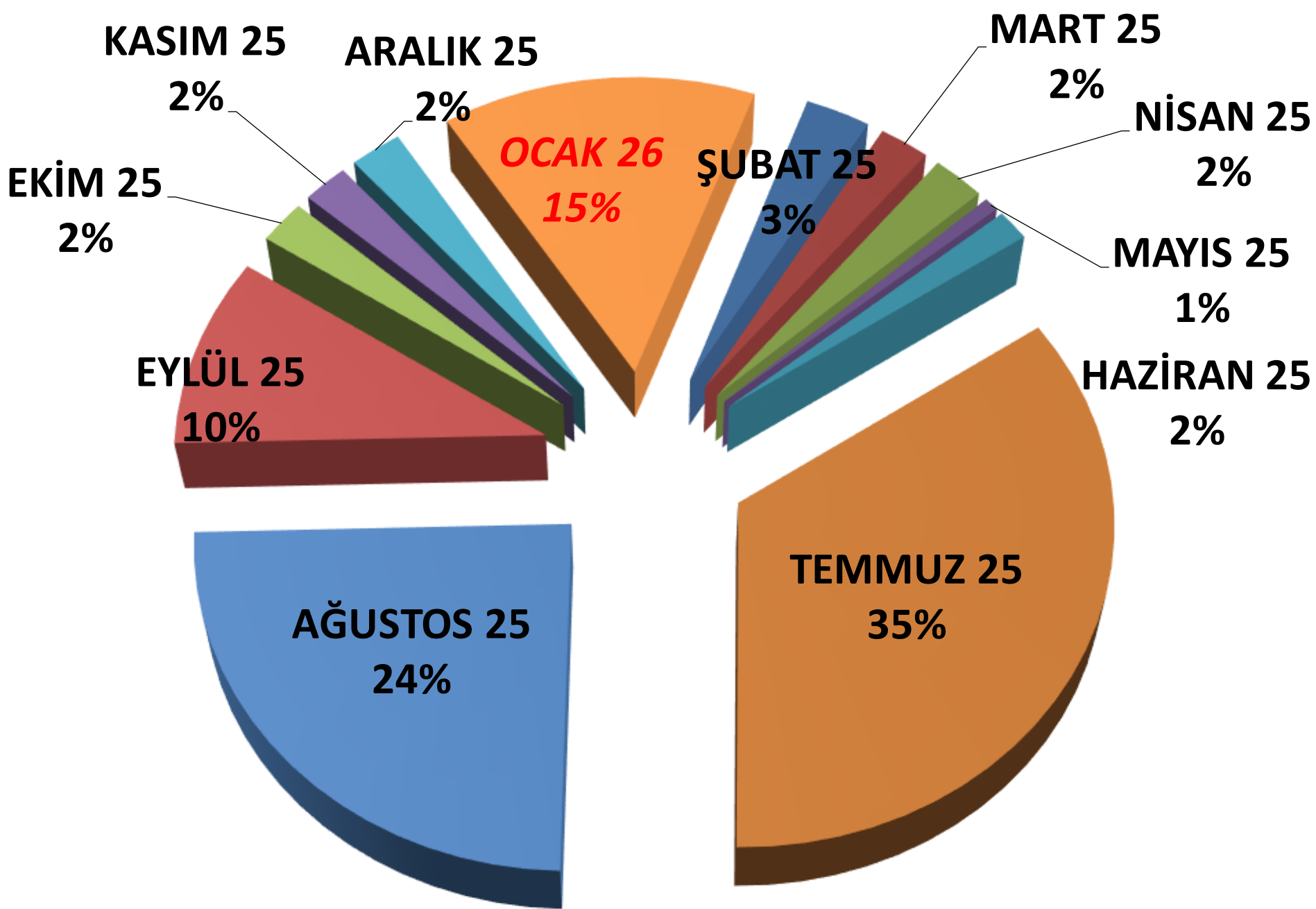
# AYLIK BUĞDAY FİYAT TRENDİ (TL)



# AYLIK BUĞDAY İŞLEM MİKTARI (TON)

■ MTS  
■ TTS





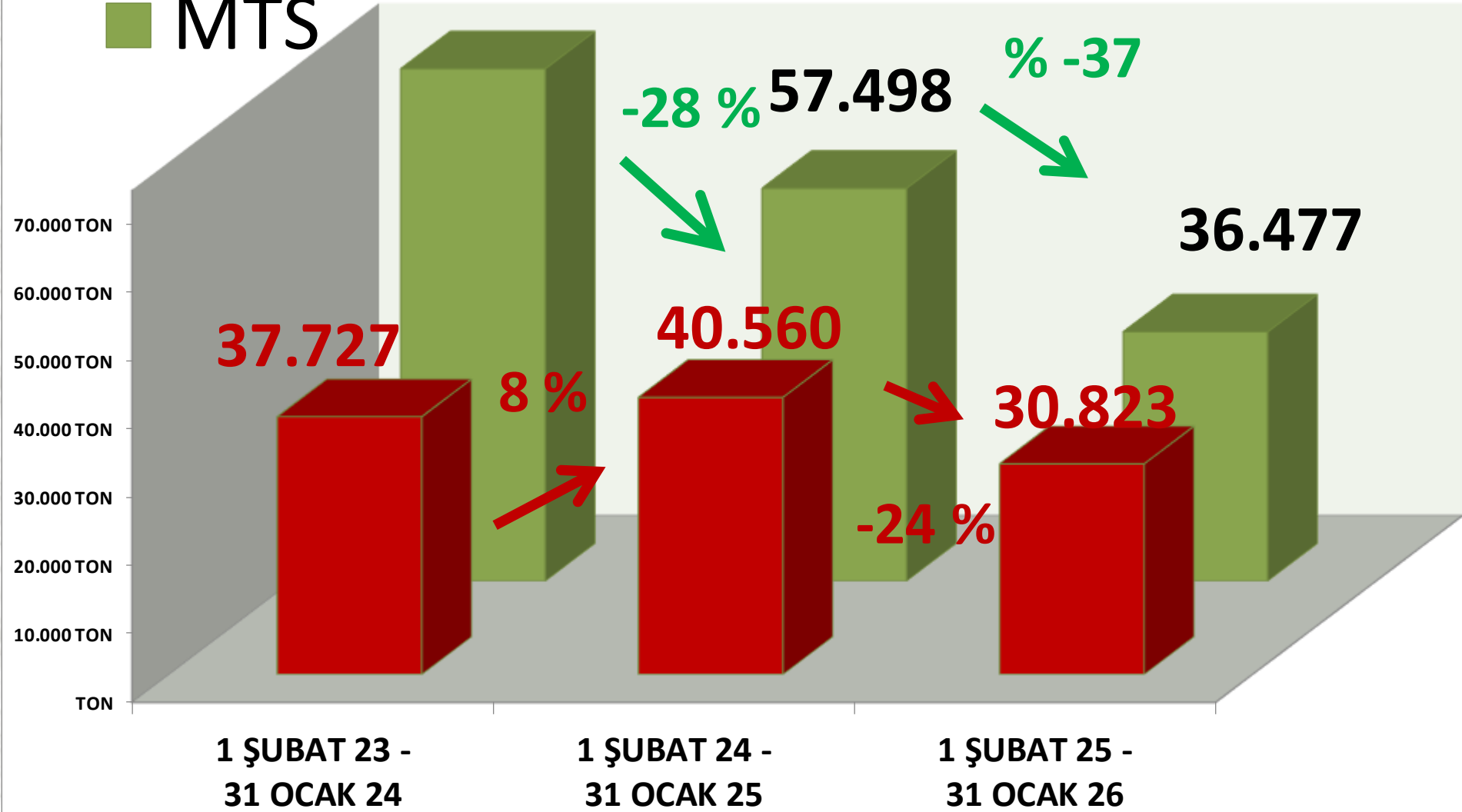
**AYLIK BUĞDAY MTS İŞLEM MİKTARI ORANLARI**

■ TTS

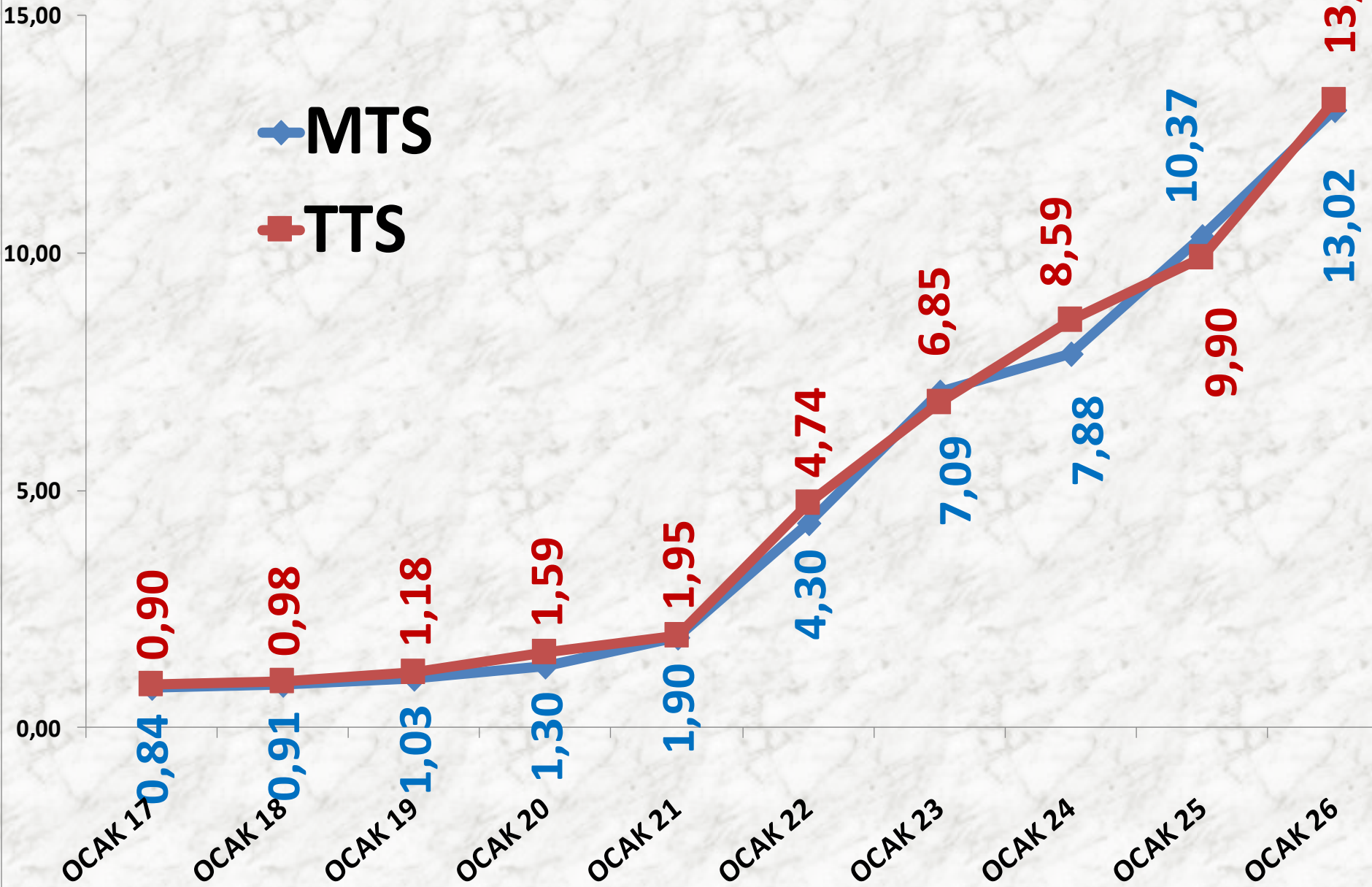
# YILLIK BUĞDAY İŞLEM MİKTARI (TON)

79.373

■ MTS



# OCAK AYLARI BUĞDAY FİYAT TRENDİ (TL)



# MISIR DANE

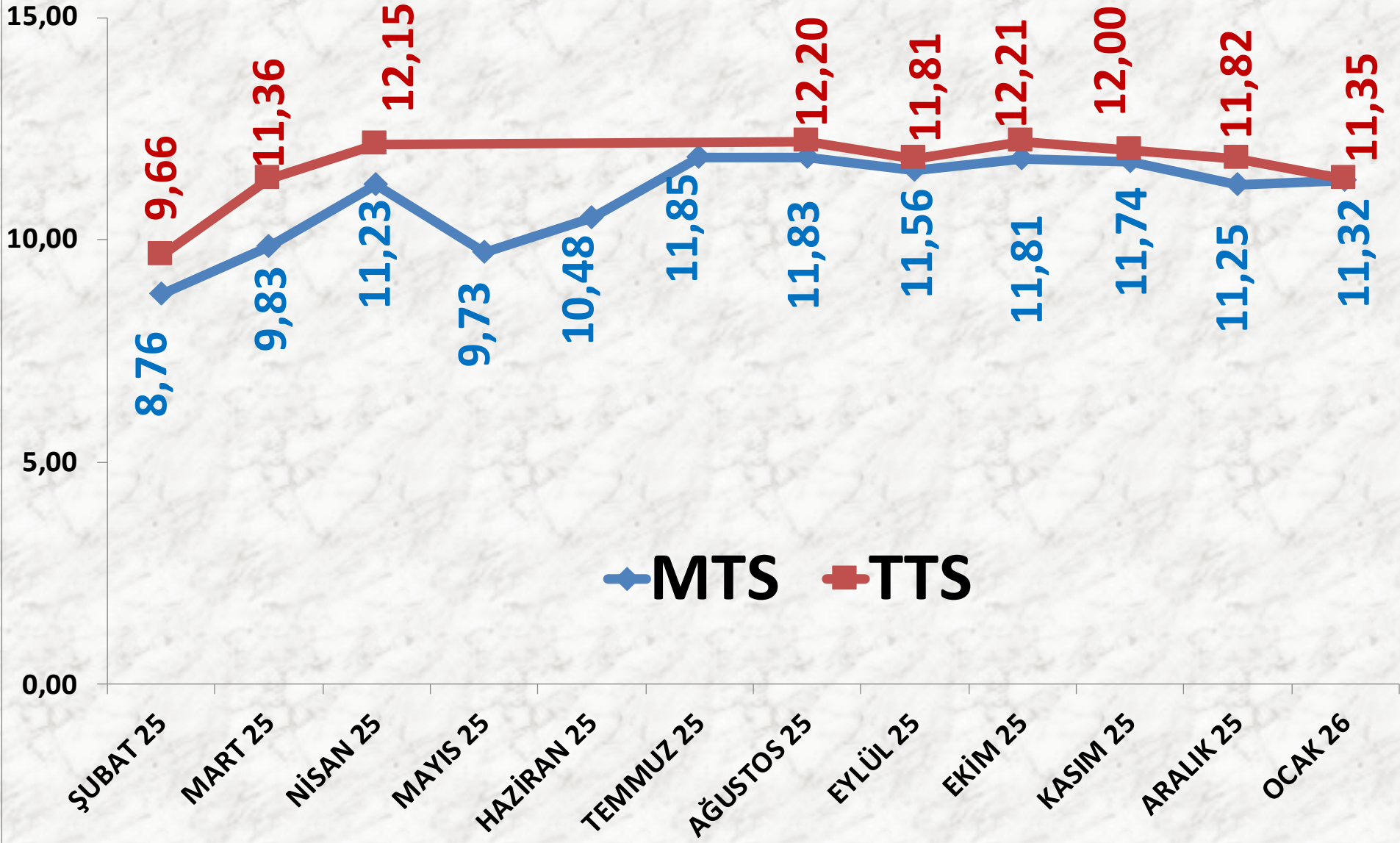
<b>İŞLEM MİKTARI TON</b>	<b>2024 OCAK</b>	<b>2025 OCAK</b>		<b>2026 OCAK</b>	
MTS	20.445 TON	-82%	3.623 TON	312%	14.920 TON
TTS	16.913 TON	-89%	1.807 TON	-2%	1.778 TON

<b>EN AZ FİYAT</b>	<b>2024 OCAK</b>	<b>2025 OCAK</b>		<b>2026 OCAK</b>	
MTS	4,80 TL	54%	7,41 TL	21%	9,00 TL
TTS	4,61 TL	52%	7,00 TL	29%	9,00 TL

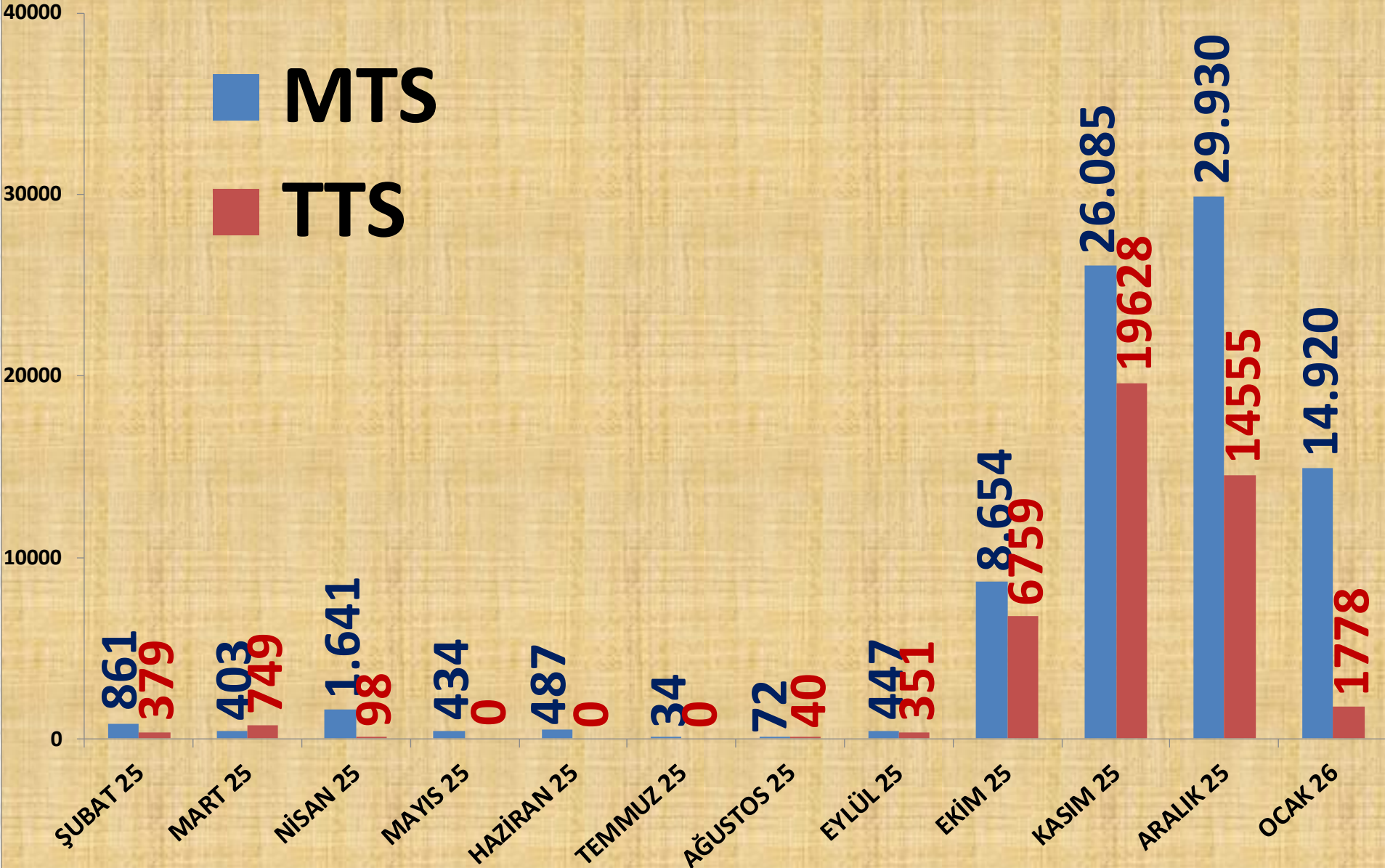
<b>EN ÇOK FİYAT</b>	<b>2024 OCAK</b>	<b>2025 OCAK</b>		<b>2026 OCAK</b>	
MTS	7,82 TL	21%	9,43 TL	59%	15,00 TL
TTS	8,55 TL	23%	10,50 TL	17%	12,25 TL

<b>ORTALAMA FİYAT</b>	<b>2024 OCAK</b>	<b>2025 OCAK</b>		<b>2026 OCAK</b>	
MTS	5,75 TL	53%	8,77 TL	29%	11,32 TL
TTS	5,95 TL	51%	8,98 TL	26%	11,35 TL

# AYLIK MISIR DANE FİYAT TRENDİ (TL)



# AYLIK MISIR DANE İŞLEM MİKTARI (TON)



**NİSAN 25**

**2%**

**EKİM 25**

**10%**

**ŞUBAT 25**

**1%**

**KASIM 25**

**31%**

**MART 25**

**0%**

**MAYIS 25**

**0%**

**EYLÜL 25**

**1%**

***OCAK 26***

***18%***

**ARALIK 25**

**36%**

**HAZİRAN 25**

**1%**

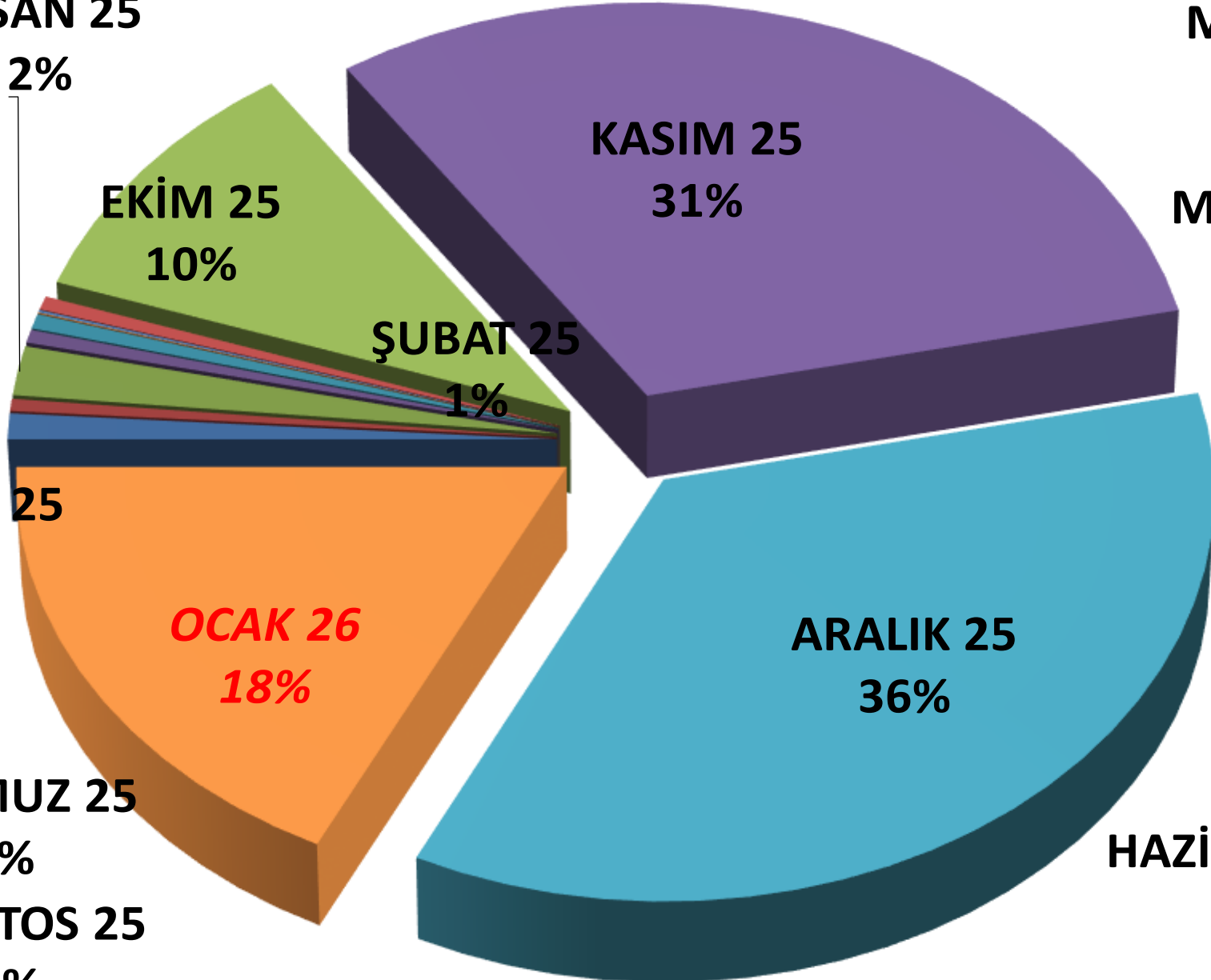
**TEMMUZ 25**

**0%**

**AĞUSTOS 25**

**0%**

**AYLIK MISIR DANE MTS İŞLEM MİKTARI ORANLARI**



# MISIR ÇEREZLİK

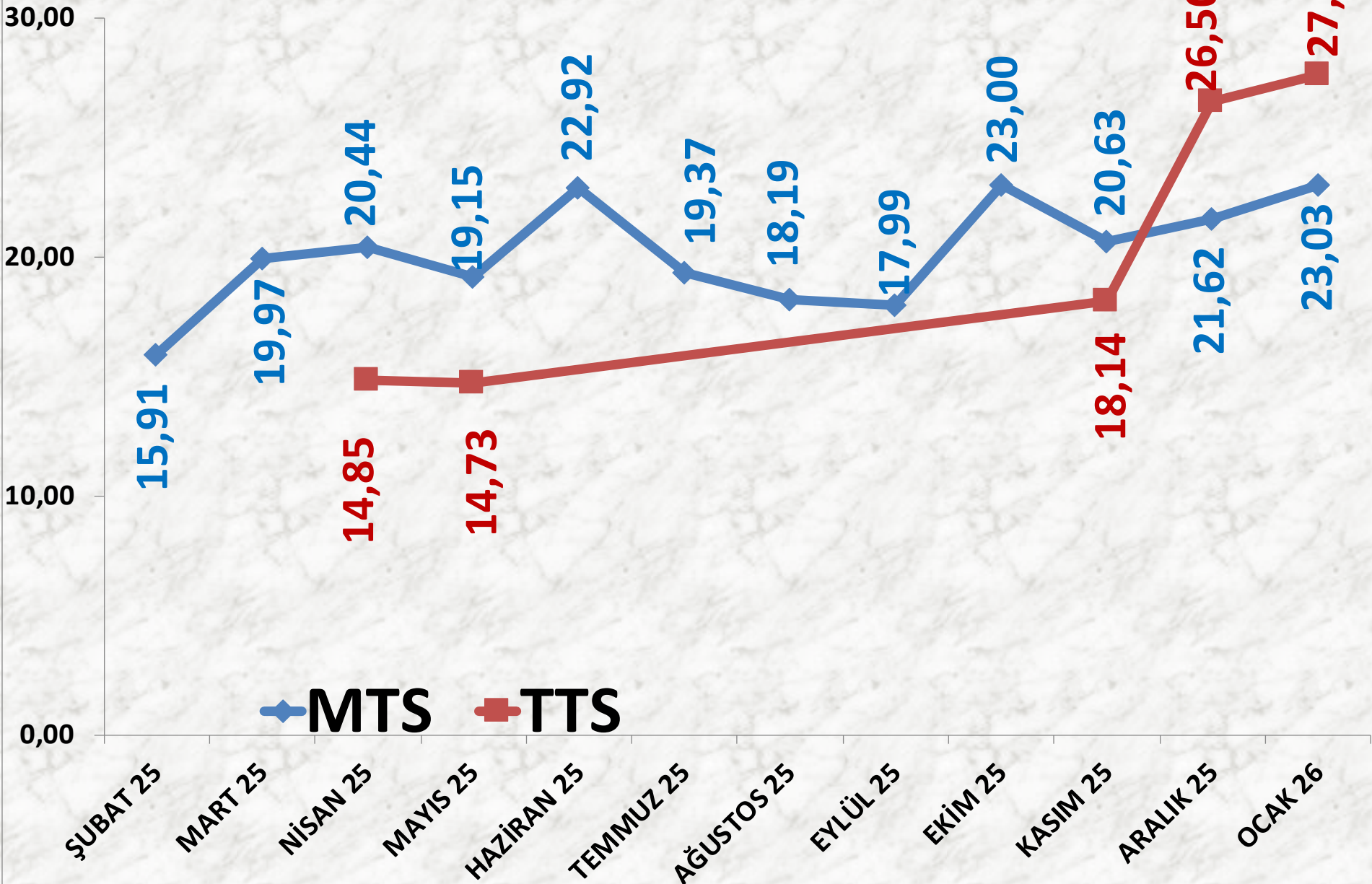
<b>İŞLEM MİKTARI TON</b>	<b>2024 OCAK</b>	<b>2025 OCAK</b>		<b>2026 OCAK</b>	
MTS	3.647 TON	-93%	263 TON	760%	2.260 TON
TTS	2.961 TON	-	0	-	1.076 TON

<b>EN AZ FİYAT</b>	<b>2023 KASIM</b>	<b>2024 KASIM</b>		<b>2025 KASIM</b>	
MTS	7,50 TL	63%	12,25 TL	44%	17,60 TL
TTS	9,30 TL	55%	14,38 TL	8%	15,60 TL

<b>EN ÇOK FİYAT</b>	<b>2024 OCAK</b>	<b>2025 OCAK</b>		<b>2026 OCAK</b>	
MTS	15,00 TL	0%	15,00 TL	93%	29,00 TL
TTS	11,96 TL	-	-	-	29,70 TL

<b>ORTALAMA FİYAT</b>	<b>2024 OCAK</b>	<b>2025 OCAK</b>		<b>2026 OCAK</b>	
MTS	7,88 TL	83%	14,43 TL	60%	23,03 TL
TTS	10,04 TL	-	-	-	27,65 TL

# AYLIK MISIR ÇEREZLİK FİYAT TRENDİ (TL)



# AYLIK MISIR ÇEREZLİK İŞLEM MİKTARI (TON)

■ MTS

■ TTS

10000

0

ŞUBAT 25

MART 25

NISAN 25

MAYIS 25

HAZİRAN 25

TEMMUZ 25

AĞUSTOS 25

EYLÜL 25

EKİM 25

KASIM 25

ARALIK 25

OCAK 26

707

0

717

0

1.867

170

727

1222

716

0

1.445

0

223

0

149

0

110

0

650

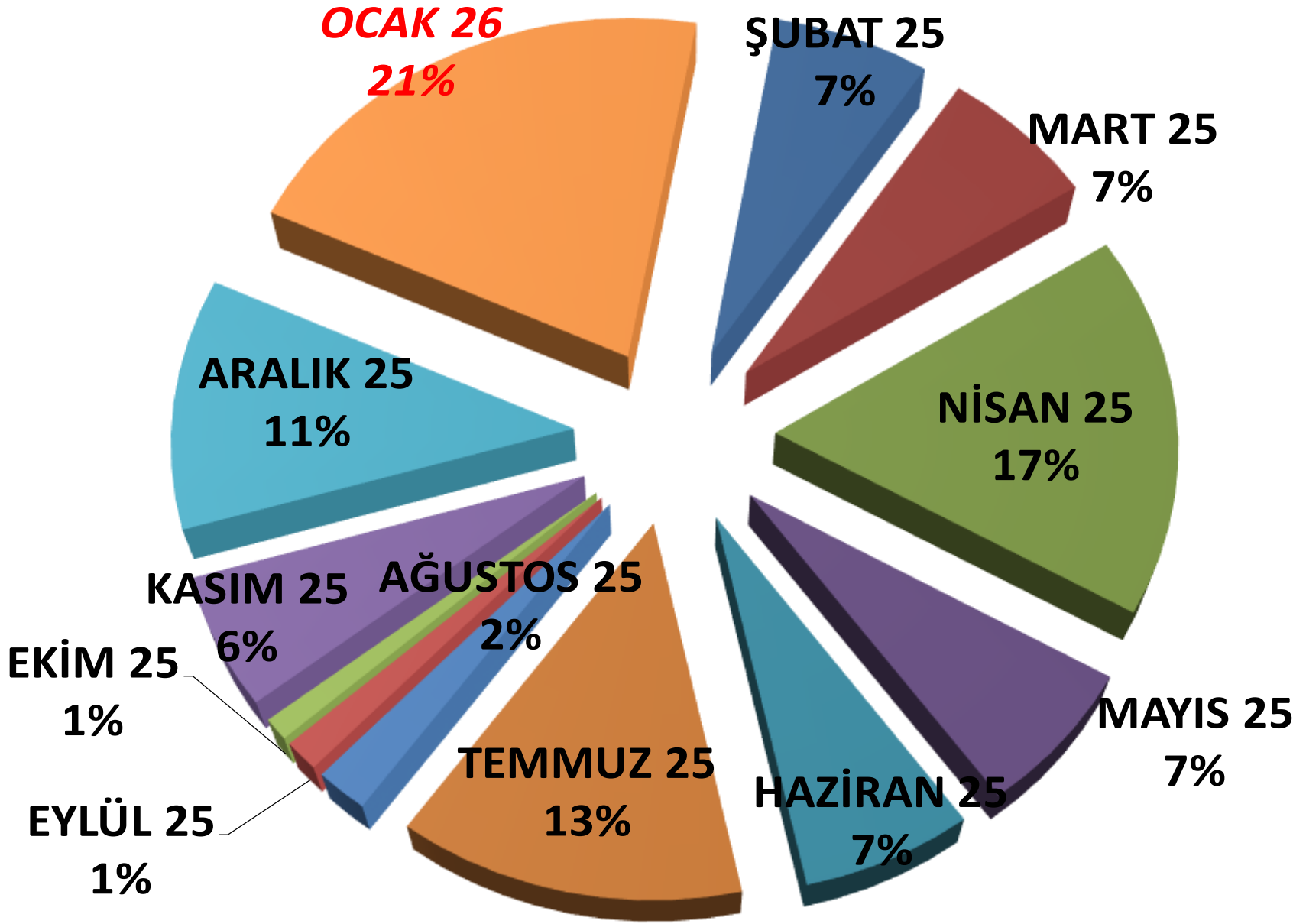
917

1.229

687

2.260

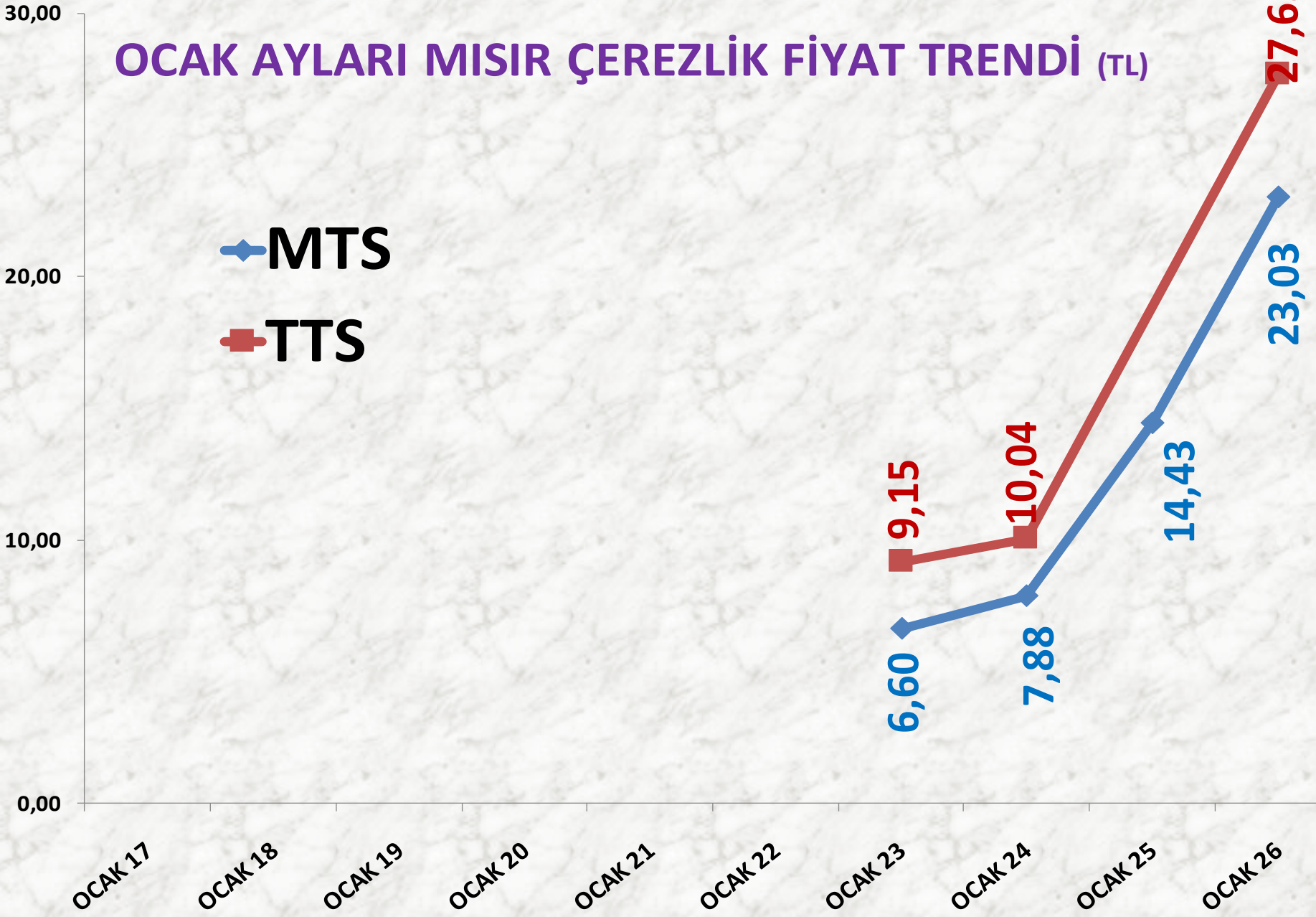
1076



**AYLIK MISIR ÇEREZLİK MTS İŞLEM MİKTARI ORANLARI**

# OCAK AYLARI MISIR ÇEREZLİK FİYAT TRENDİ (TL)

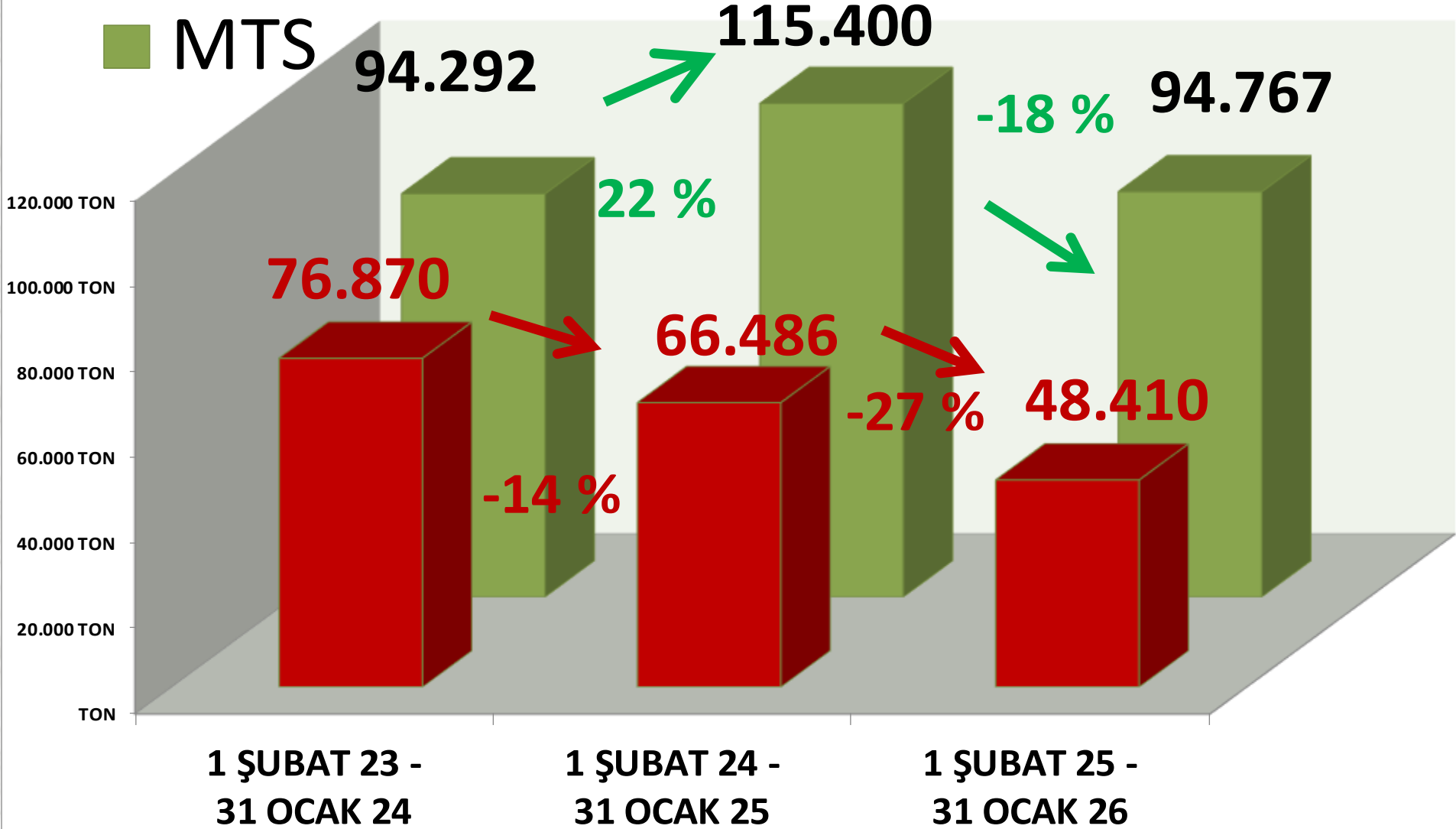
◆ MTS  
■ TTS



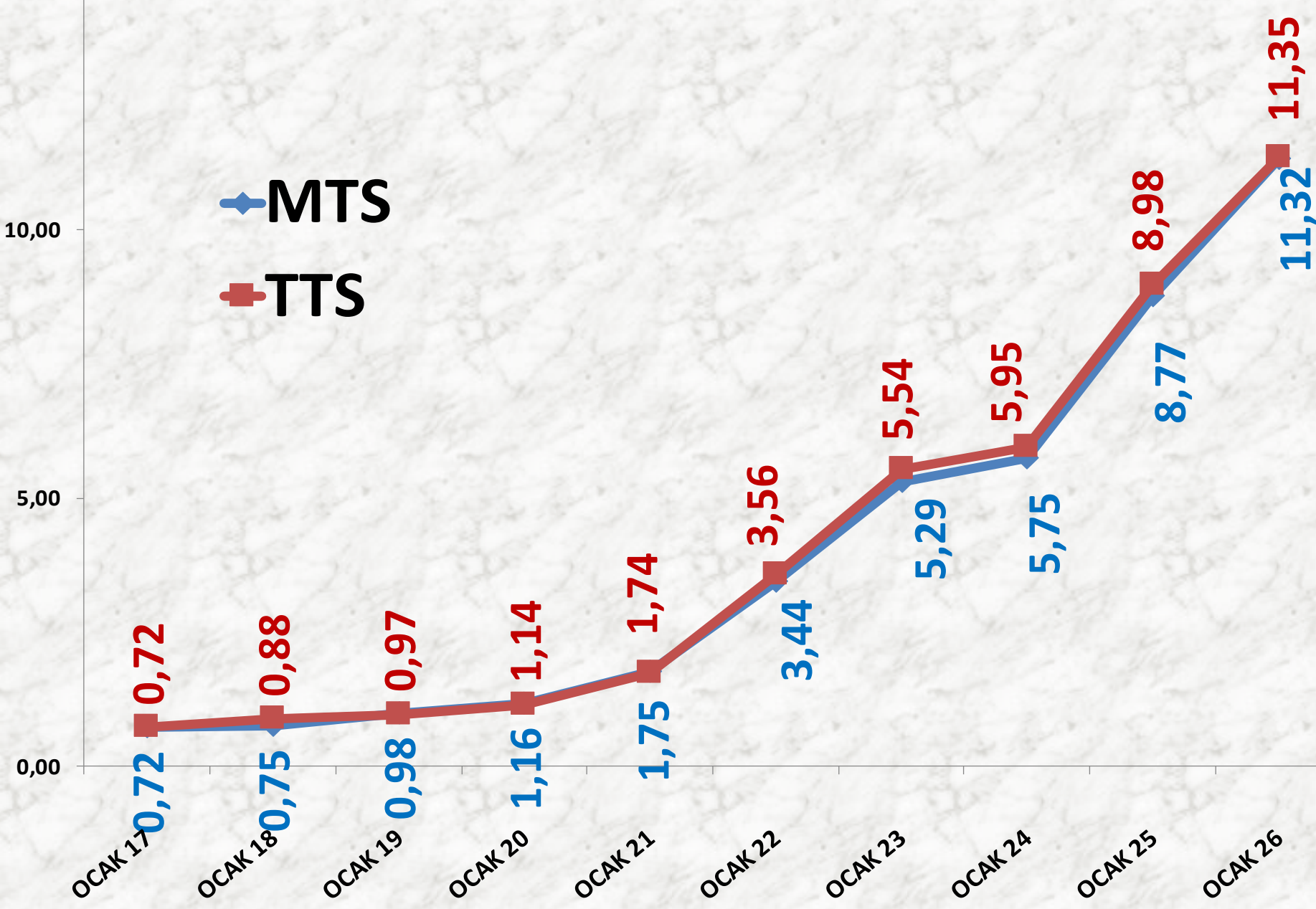
■ TTS

# YILLIK MISIR DANE İŞLEM MİKTARI (TON)

■ MTS



# OCAK AYLARI MISIR DANE FİYAT TRENDİ (TL)



# NOHUT

<b>İŞLEM MİKTARI TON</b>	<b>2024 OCAK</b>	<b>2025 OCAK</b>		<b>2026 OCAK</b>	
MTS	691 TON	10%	762 TON	184%	2.163 TON
TTS	72 TON	-97%	2 TON	1160%	25 TON

<b>EN AZ FİYAT</b>	<b>2024 OCAK</b>	<b>2025 OCAK</b>		<b>2026 OCAK</b>	
MTS	15,00 TL	135%	35,20 TL	7%	37,76 TL
TTS	35,00 TL	66%	58,00 TL	-31%	40,00 TL

<b>EN ÇOK FİYAT</b>	<b>2024 OCAK</b>	<b>2025 OCAK</b>		<b>2026 OCAK</b>	
MTS	56,25 TL	42%	80,00 TL	44%	115,00 TL
TTS	47,50 TL	22%	58,00 TL	-31%	40,00 TL

<b>ORTALAMA FİYAT</b>	<b>2024 OCAK</b>	<b>2025 OCAK</b>		<b>2026 OCAK</b>	
MTS	45,54 TL	20%	54,52 TL	46%	79,42 TL
TTS	39,27 TL	22%	47,86 TL	-16%	40,00 TL

# NOHUT DOĞAL

<b>İŞLEM MİKTARI TON</b>	<b>2024 OCAK</b>	<b>2025 OCAK</b>		<b>2026 OCAK</b>	
MTS	47 TON	343%	210 TON	-54%	96 TON
TTS	0	-	0	-	25 TON

<b>EN AZ FİYAT</b>	<b>2024 OCAK</b>	<b>2025 OCAK</b>		<b>2026 OCAK</b>	
MTS	24,11 TL	46%	35,20 TL	7%	37,76 TL
TTS	-	-	-	-	40,00 TL

<b>EN ÇOK FİYAT</b>	<b>2024 OCAK</b>	<b>2025 OCAK</b>		<b>2026 OCAK</b>	
MTS	28,00 TL	79%	50,00 TL	0%	50,00 TL
TTS	-	-	-	-	40,00 TL

<b>ORTALAMA FİYAT</b>	<b>2024 OCAK</b>	<b>2025 OCAK</b>		<b>2026 OCAK</b>	
MTS	25,63 TL	58%	40,55 TL	0%	40,61 TL
TTS	-	-	-	-	40,00 TL

# NOHUT - ELENMİŞ

<b>İŞLEM MİKTARI TON</b>	<b>2024 OCAK</b>	<b>2025 OCAK</b>		<b>2026 OCAK</b>	
MTS	625 TON	-12%	552 TON	275%	2.067 TON
TTS	63 TON	-98%	1 TON	-100%	0

<b>EN AZ FİYAT</b>	<b>2024 OCAK</b>	<b>2025 OCAK</b>		<b>2026 OCAK</b>	
MTS	36,00 TL	39%	50,10 TL	2%	51,00 TL
TTS	35,00 TL	66%	58,00 TL	-	-

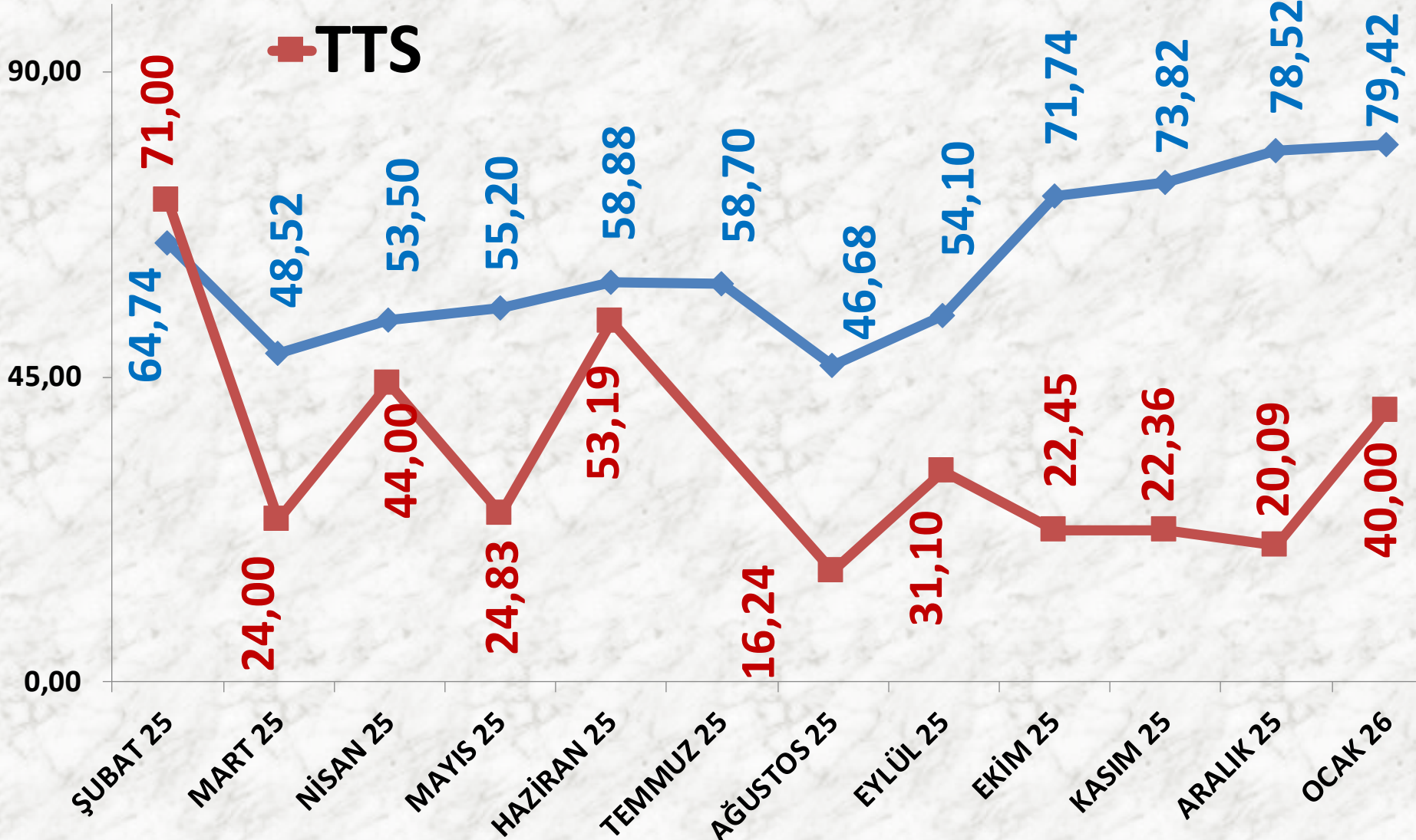
<b>EN ÇOK FİYAT</b>	<b>2024 OCAK</b>	<b>2025 OCAK</b>		<b>2026 OCAK</b>	
MTS	56,25 TL	42%	80,00 TL	44%	115,00 TL
TTS	47,50 TL	22%	58,00 TL	-	-

<b>ORTALAMA FİYAT</b>	<b>2024 OCAK</b>	<b>2025 OCAK</b>		<b>2026 OCAK</b>	
MTS	47,92 TL	25%	59,83 TL	36%	81,22 TL
TTS	43,20 TL	34%	58,00 TL	-	-

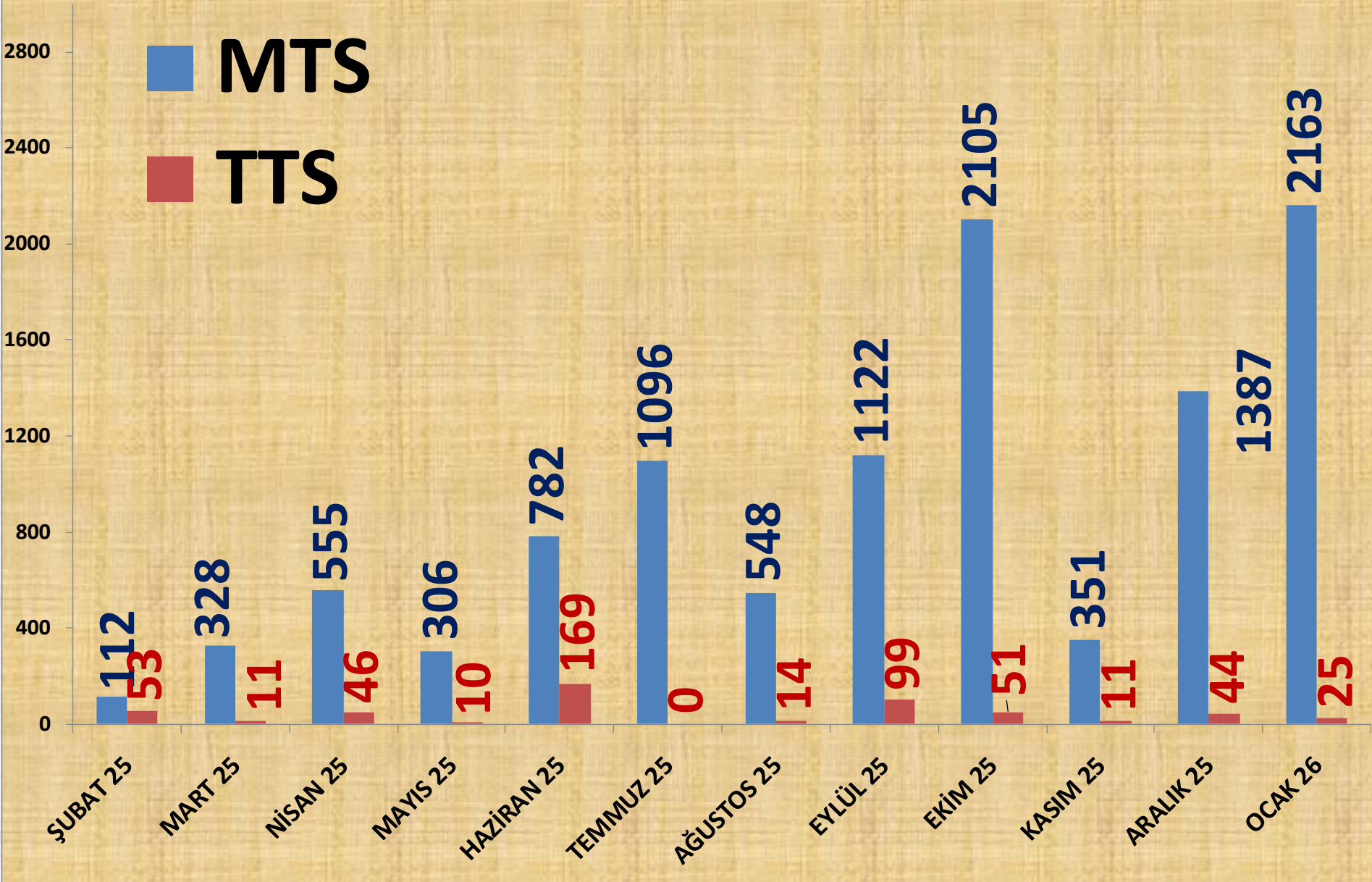
# AYLIK NOHUT FİYAT TRENDİ (TL)

◆ MTS

■ TTS



# AYLIK NOHUT İŞLEM MİKTARI (TON)



**ŞUBAT 25**

1%

**MART 25**

3%

**NİSAN 25**

5%

**OCAK 26**  
20%

**MAYIS 25**

3%

**ARALIK 25**

13%

**HAZİRAN 25**

7%

**KASIM 25**

3%

**TEMMUZ 25**

10%

**EKİM 25**

20%

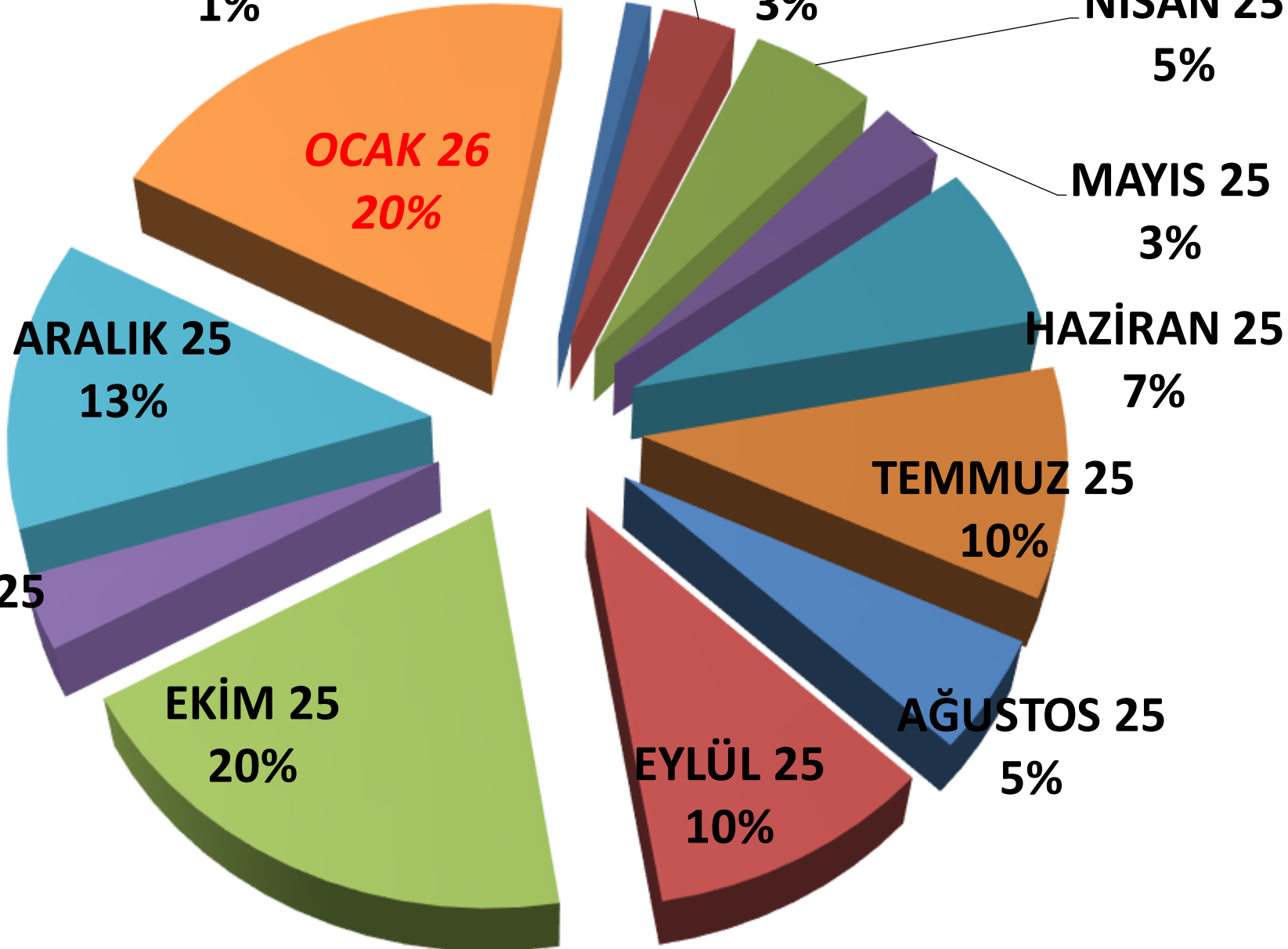
**EYLÜL 25**

10%

**AĞUSTOS 25**

5%

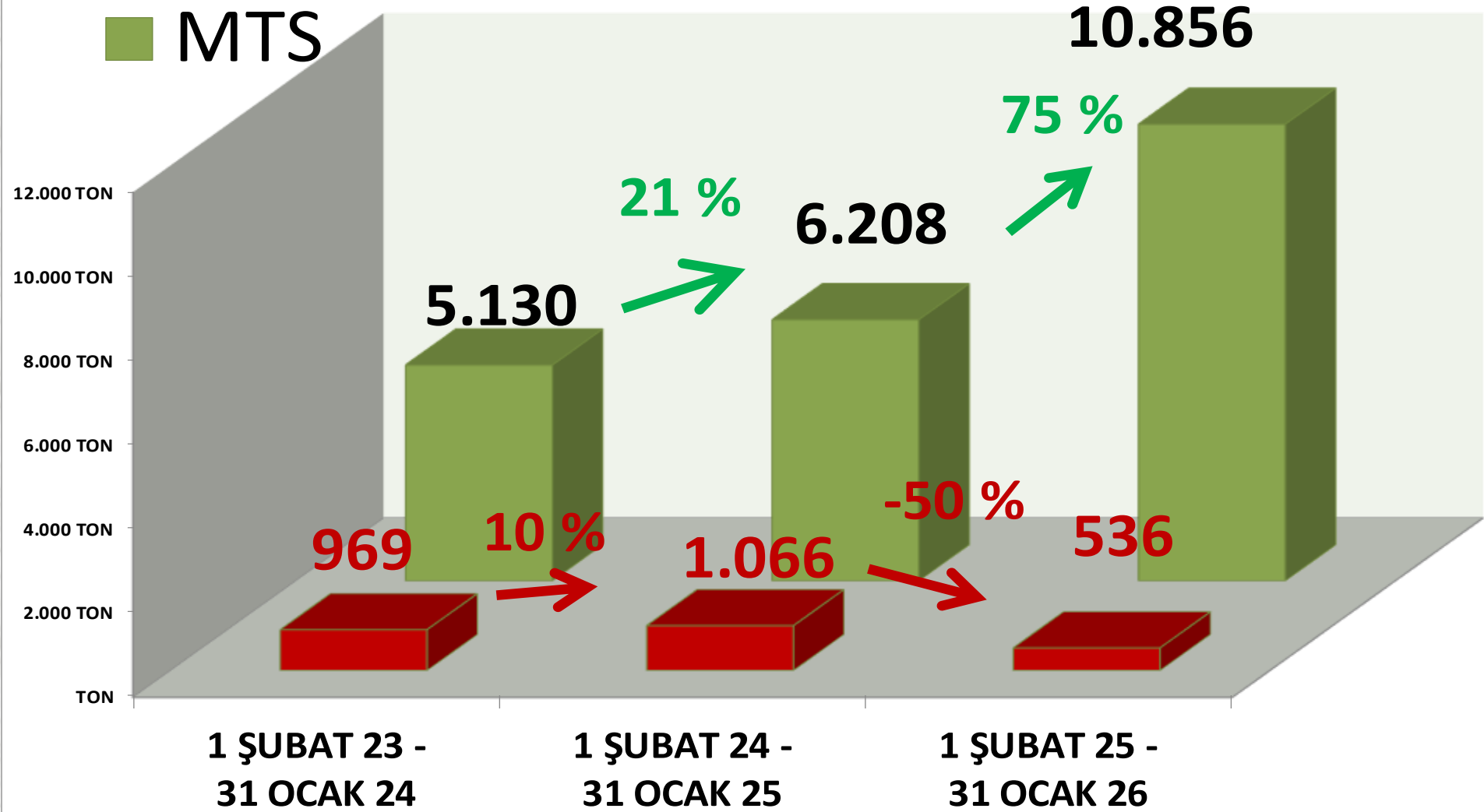
**AYLIK NOHUT MTS İŞLEM MİKTARI ORANLARI**



■ TTS

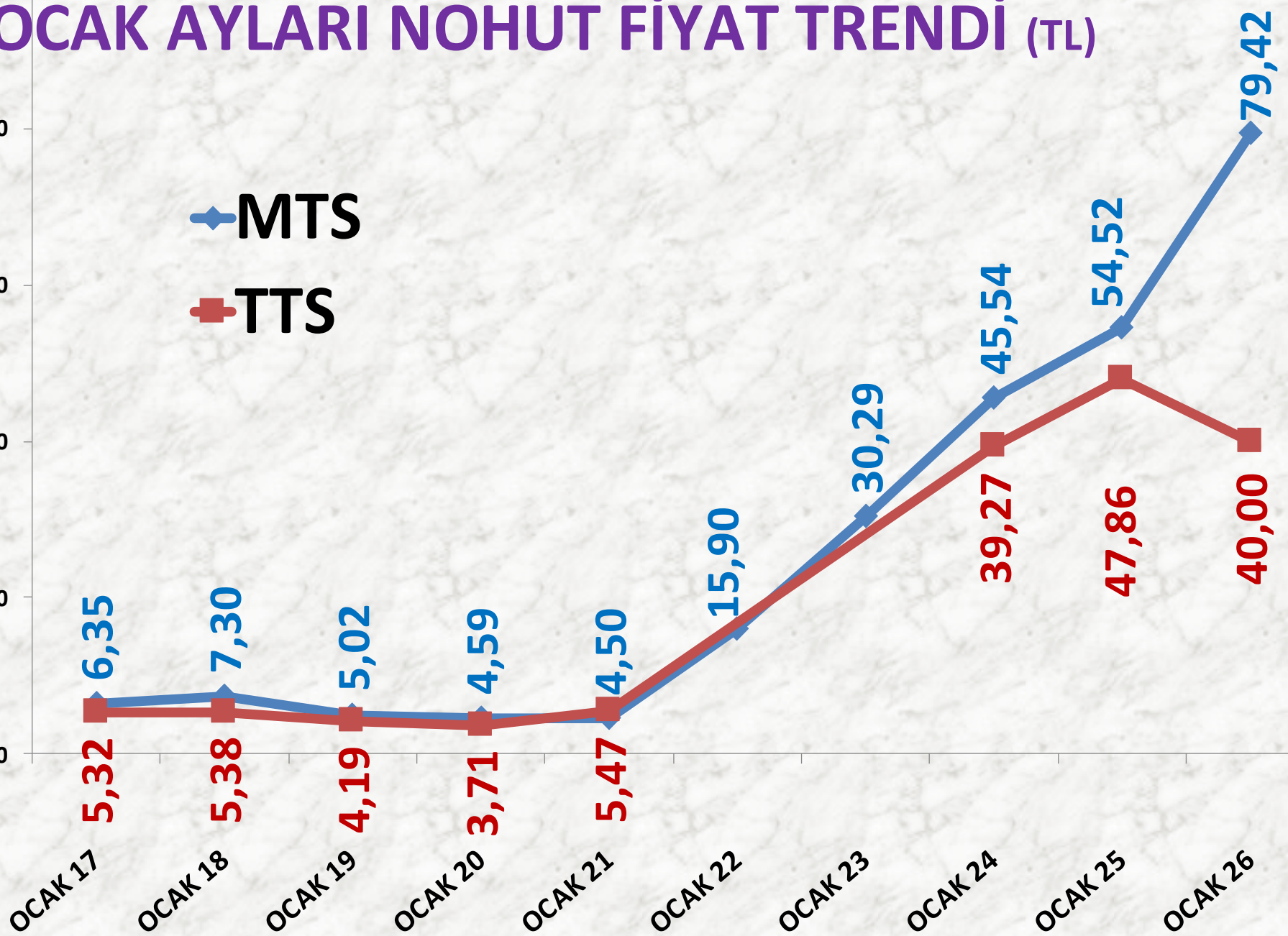
# YILLIK NOHUT İŞLEM MİKTARI (TON)

■ MTS



# OCAK AYLARI NOHUT FİYAT TRENDİ (TL)

◆ MTS  
■ TTS



# BEYAZ LEBLEBİ

## LEBLEBİ BEYAZ 8,50 mm

İŞLEM MİKTARI TON	2024 OCAK	2025 OCAK		2026 OCAK	
TTS	0	-	3 TON	-100%	0

## LEBLEBİ BEYAZ 9 mm

İŞLEM MİKTARI TON	2024 OCAK	2025 OCAK		2026 OCAK	
TTS	1 TON	2131%	22 TON	-90%	2 TON

# BEYAZ LEBLEBİ

## LEBLEBİ BEYAZ 9 + 9,50 mm

İŞLEM MİKTARI TON	2024 OCAK		2025 OCAK		2026 OCAK	
	TTS	43 TON	-100%	0	-	30 TON

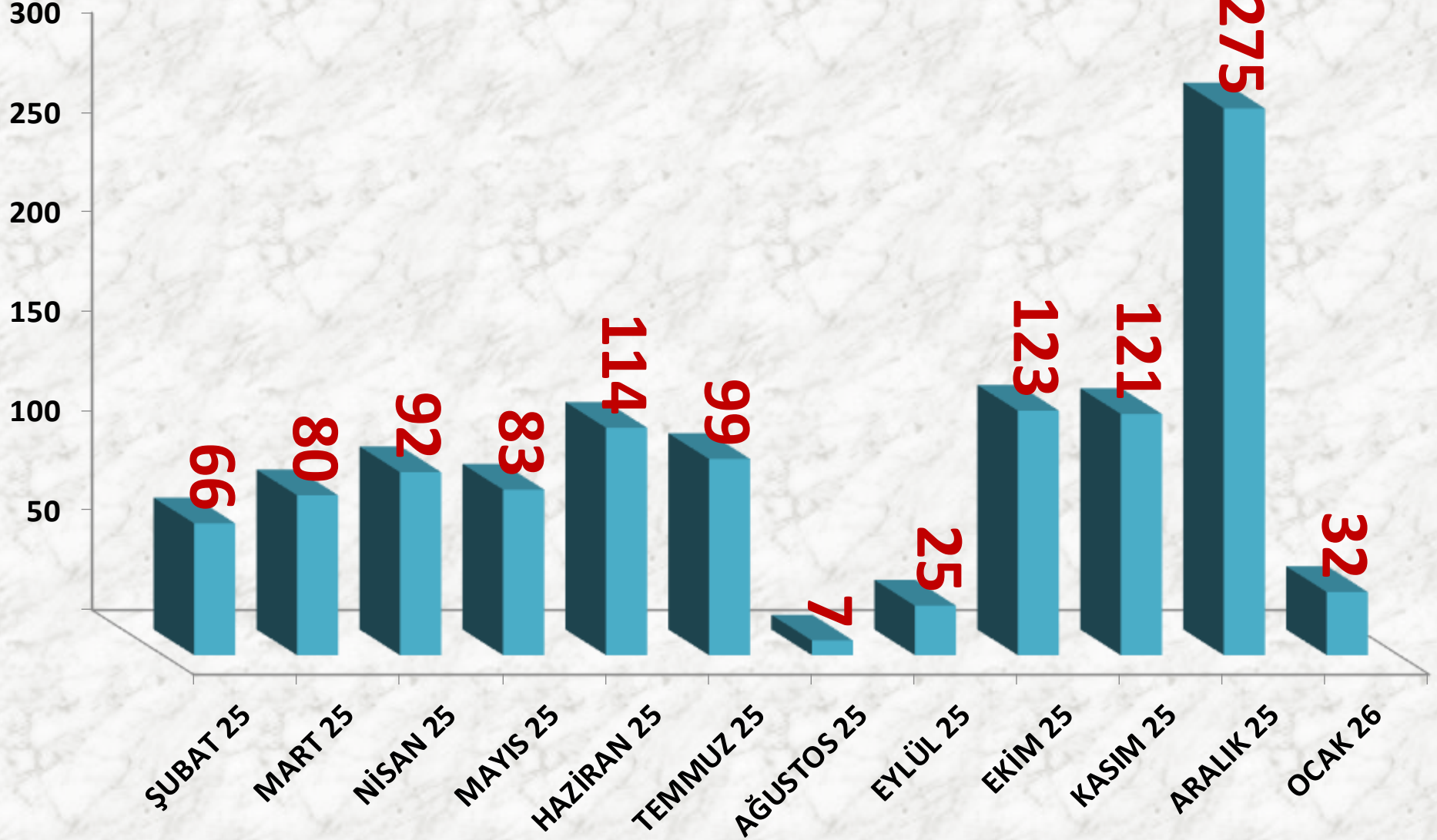
## LEBLEBİ ELENTİ (Beyaz)

İŞLEM MİKTARI TON	2024 OCAK		2025 OCAK		2026 OCAK	
	TTS	0	-	0	-	0

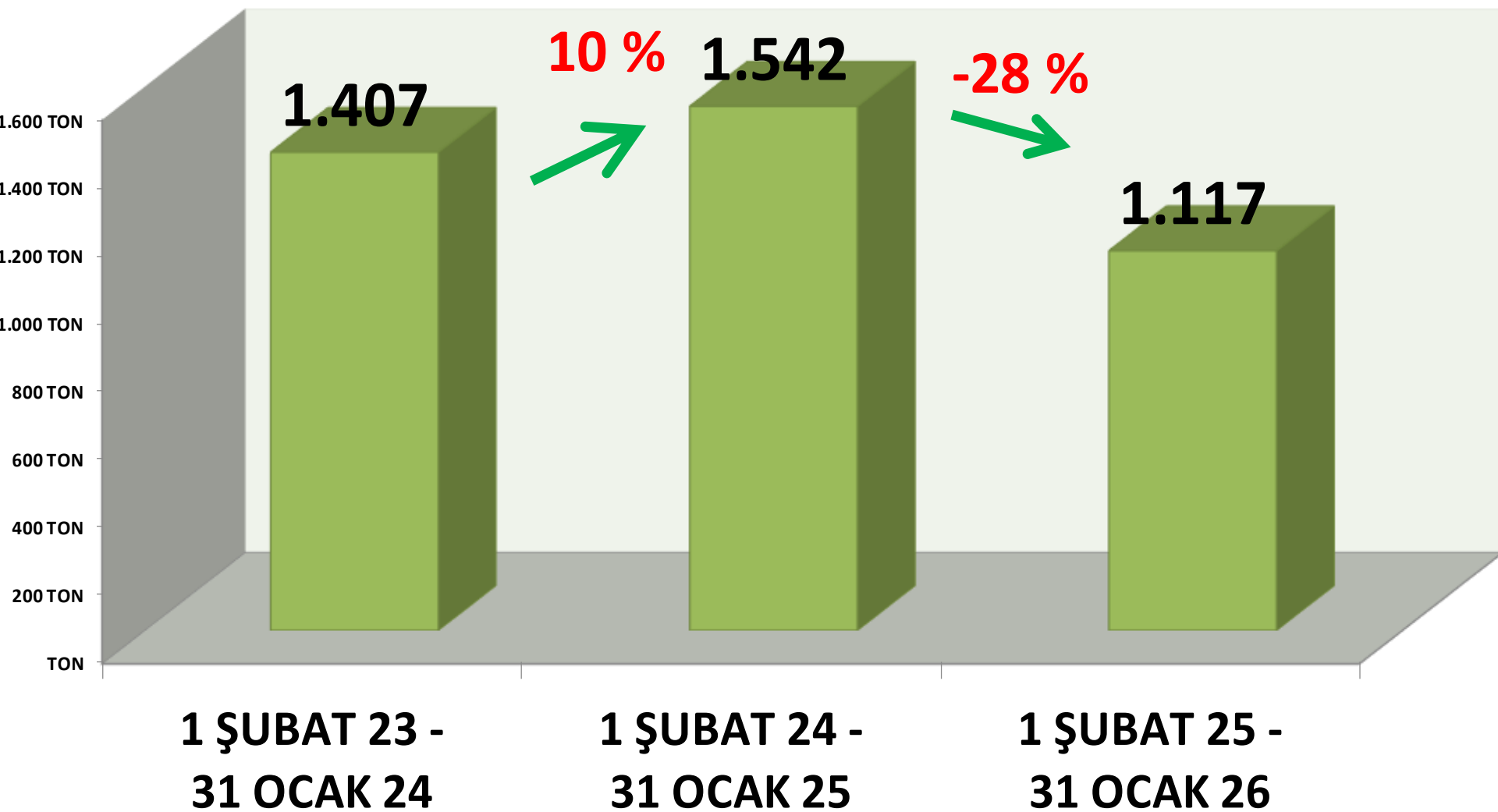
## LEBLEBİ BEYAZ TOPLAM

İŞLEM MİKTARI TON	2024 OCAK		2025 OCAK		2026 OCAK	
	TTS	<u>44 TON</u>	-41%	<u>26 TON</u>	23%	<u>32 TON</u>

# Leblebi Beyaz İşlem Miktarı (Ton)



# YILLIK TOPLAM BEYAZ LEBLEBİ İŞLEM MİKTARI (TON)



## LEBLEBİ BEYAZ 8,50 mm FİYATLARI

FİYAT	2024 OCAK	2025 OCAK		2026 OCAK	
EN AZ	-	-	60,00 TL	-	-
EN ÇOK	-	-	66,00 TL	-	-
ORTALAMA	-	-	65,12 TL	-	-

## LEBLEBİ BEYAZ 9 mm FİYATLARI

FİYAT	2024 OCAK	2025 OCAK		2026 OCAK	
EN AZ	95,00 TL	16%	110,00 TL	23%	135,00 TL
EN ÇOK	95,00 TL	37%	130,00 TL	4%	135,00 TL
ORTALAMA	95,00 TL	18%	112,09 TL	20%	135,00 TL

## LEBLEBİ BEYAZ 9 + 9,50 mm FİYATLARI

FİYAT	2024 OCAK	2025 OCAK		2026 OCAK	
EN AZ	68,00 TL	-	-	-	100,00 TL
EN ÇOK	70,00 TL	-	-	-	120,00 TL
ORTALAMA	69,00 TL	-	-	-	116,07 TL

## LEBLEBİ ELENTİ (Beyaz) Fiyatları

ORTALAMA FİYAT	2024 OCAK	2025 OCAK		2026 OCAK	
	-	-	-	-	-

# SARI LEBLEBİ

## LEBLEBİ SARI 9 mm

<b>İŞLEM MİKT. TON</b>	<b>2024 OCAK</b>	<b>2025 OCAK</b>		<b>2026 OCAK</b>	
TTS	9 TON	409%	46 TON	-74%	12 TON

## LEBLEBİ SARI 9,50 mm

<b>İŞLEM MİKT. TON</b>	<b>2024 OCAK</b>	<b>2025 OCAK</b>		<b>2026 OCAK</b>	
TTS	48 TON	-49%	24 TON	-20%	19 TON

## LEBLEBİ SARI 9,75 mm

<b>İŞLEM MİKT. TON</b>	<b>2024 OCAK</b>	<b>2025 OCAK</b>		<b>2026 OCAK</b>	
TTS	52 TON	-76%	13 TON	-32%	9 TON

## LEBLEBİ SARI 10 mm

İŞLEM MİKT. TON	2024 OCAK	2025 OCAK		2026 OCAK	
TTS	81 TON	6%	86 TON	-68%	27 TON

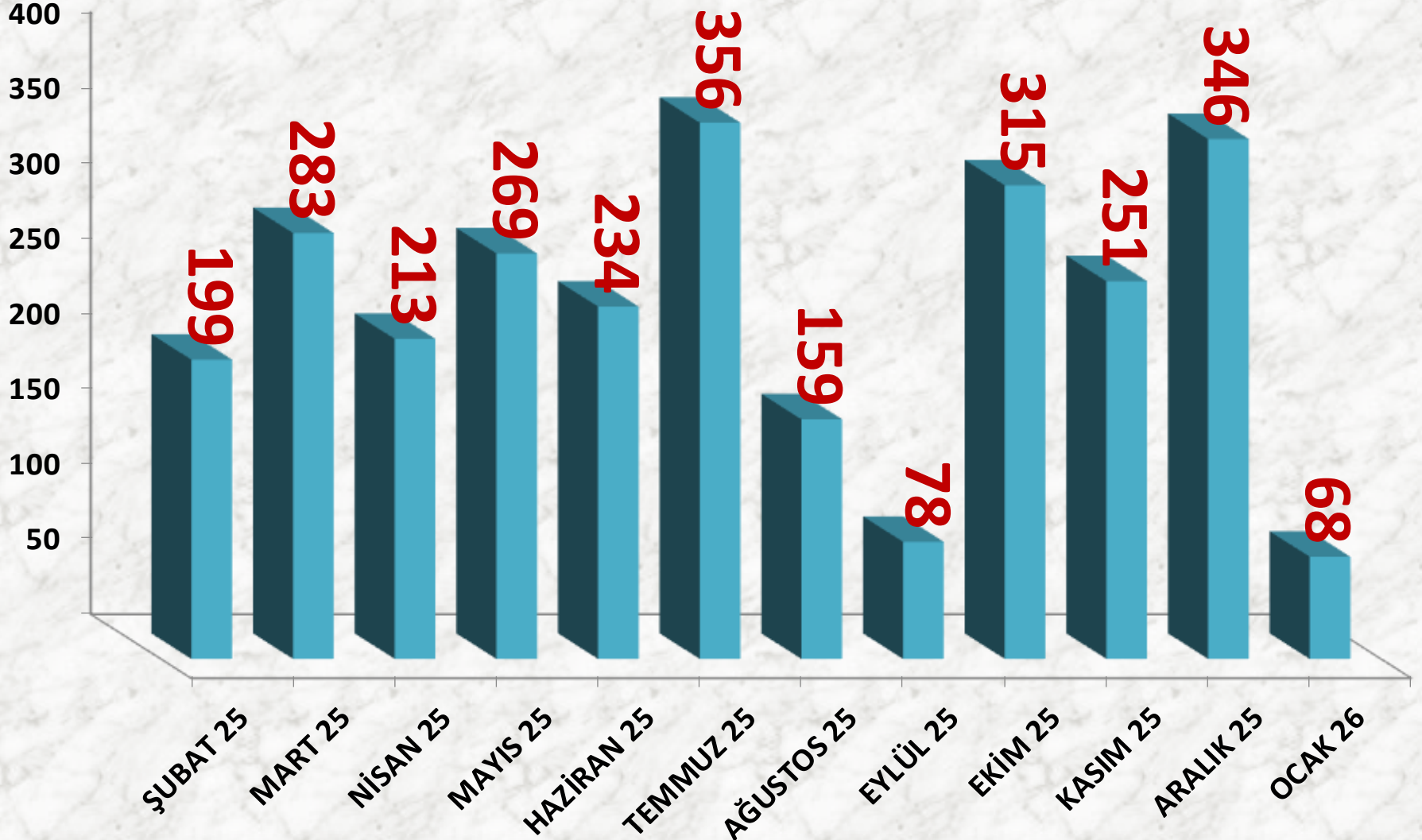
## LEBLEBİ KALBURALTI (SARI)

İŞLEM MİKT. TON	2024 OCAK	2025 OCAK		2026 OCAK	
TTS	19 TON	-92%	2 TON	-56%	1 TON

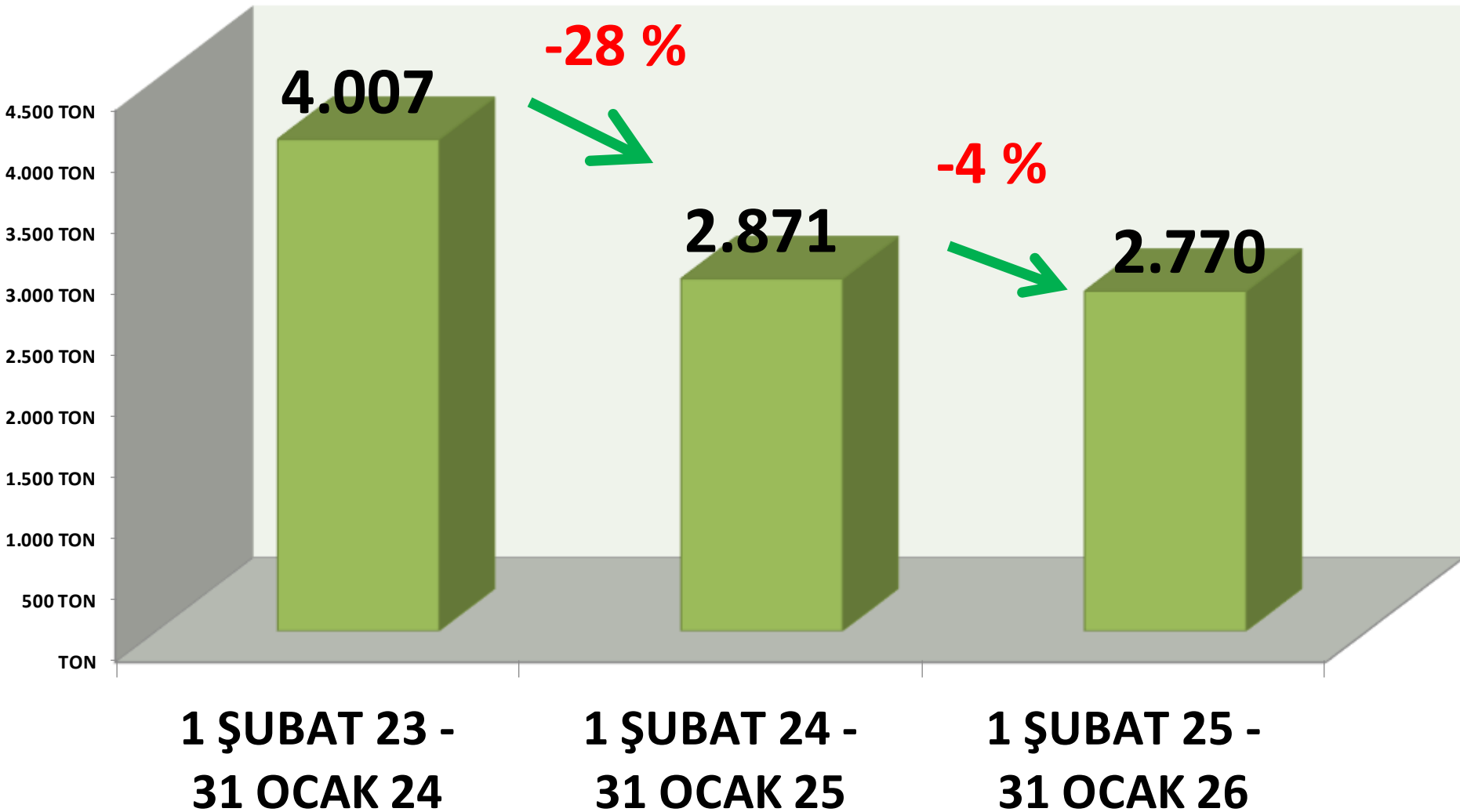
## LEBLEBİ SARI TOPLAM

İŞLEM MİKT. TON	2024 OCAK	2025 OCAK		2026 OCAK	
TTS	<u>209 TON</u>	-19%	<u>170 TON</u>	-60%	<u>68 TON</u>

# Leblebi Sarı İşlem Miktarı (Ton)



# YILLIK TOPLAM SARI LEBLEBİ İŞLEM MİKTARI (TON)



## LEBLEBİ SARI 9 mm FİYATLARI

	2024 OCAK	2025 OCAK		2026 OCAK	
EN AZ	43,00 TL	22%	52,50 TL	24%	65,00 TL
EN ÇOK	50,00 TL	40%	70,00 TL	11%	78,00 TL
ORTALAMA	46,39 TL	27%	59,06 TL	31%	77,62 TL

## LEBLEBİ SARI 9,50 mm FİYATLARI

	2024 OCAK	2025 OCAK		2026 OCAK	
EN AZ	54,00 TL	33%	72,00 TL	14%	82,00 TL
EN ÇOK	60,00 TL	33%	80,00 TL	25%	100,00 TL
ORTALAMA	56,51 TL	38%	77,72 TL	25%	97,11 TL

## LEBLEBİ SARI 9,75 mm FİYATLARI

	2024 OCAK	2025 OCAK		2026 OCAK	
EN AZ	61,00 TL	33%	81,00 TL	36%	110,00 TL
EN ÇOK	64,20 TL	36%	87,00 TL	26%	110,00 TL
ORTALAMA	63,99 TL	32%	84,37 TL	30%	110,00 TL

## LEBLEBİ SARI 10 mm FİYATLARI

	2024 OCAK	2025 OCAK		2026 OCAK	
EN AZ	67,00 TL	36%	91,00 TL	81%	165,00 TL
EN ÇOK	85,00 TL	33%	113,00 TL	95%	220,00 TL
ORTALAMA	75,52 TL	32%	100,04 TL	67%	166,58 TL

## LEBLEBİ KALBURALTI (SARI) FİYATLARI

	2024 OCAK	2025 OCAK		2026 OCAK	
ORTALAMA FİYAT	23,39 TL	86%	43,42 TL	38%	60,00 TL

# YILLIK YURTIÇI TOPLAM LEBLEBİ İŞLEM MİKTARI

<b>MİKTAR</b>	<b>1 ŞUBAT 23 - 31 OCAK 24</b>	<b>1 ŞUBAT 24 - 31 OCAK 25</b>		<b>1 ŞUBAT 25 - 31 OCAK 26</b>	
<b>SARI</b>	<b>4.007 TON</b>	<b>-28%</b>	<b>2.871 TON</b>	<b>-4%</b>	<b>2.770 TON</b>
<b>BEYAZ</b>	<b>1.407 TON</b>	<b>10%</b>	<b>1.542 TON</b>	<b>-28%</b>	<b>1.117 TON</b>
<b>KAPL.+KIRIK</b>	<b>2.100 TON</b>	<b>-16%</b>	<b>1.760 TON</b>	<b>-14%</b>	<b>1.519 TON</b>
<b>LEBLEBİ TOPLAM</b>	<b>7.514 TON</b>	<b>-18%</b>	<b>6.173 TON</b>	<b>-12%</b>	<b>5.406 TON</b>

# YILLIK TOPLAM TTS LEBLEBİ TESCİLİ



KAPL. + KIRIK

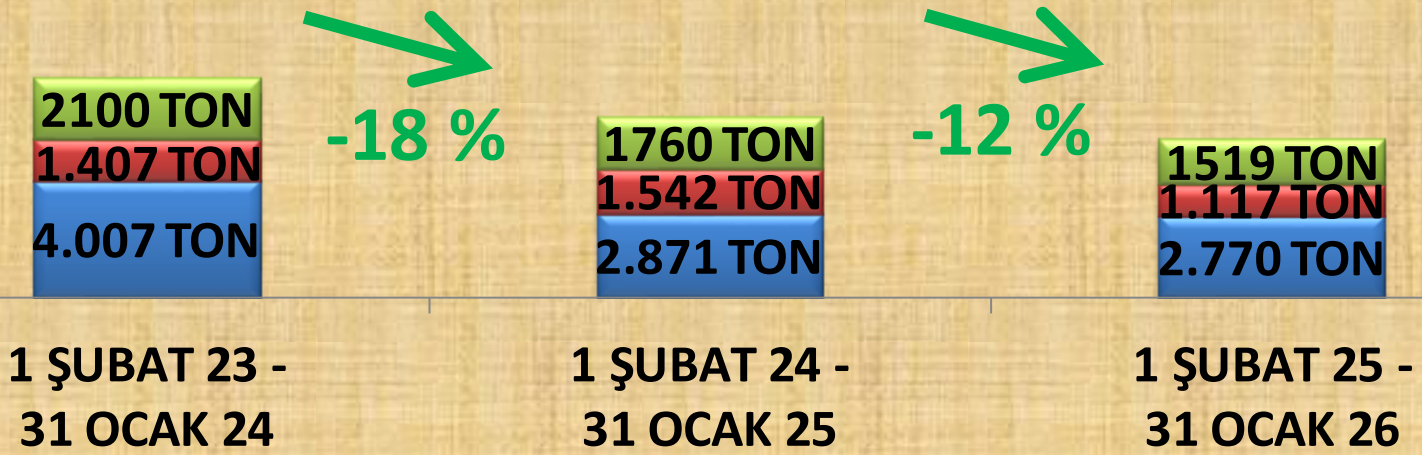


BEYAZ



SARI

40.000 TON  
35.000 TON  
30.000 TON  
25.000 TON  
20.000 TON  
15.000 TON  
10.000 TON  
5.000 TON  
TON



# LEBLEBİ İHRACAT MİKTARLARI

## 2024 OCAK

SARI LEBLEBİ	28.140 kg.
BEYAZ LEBLEBİ	2.000 kg.
KAPLAMALI LEBLEBİ	4.502 kg.
KIRIK LEBLEBİ	-
LEBLEBİ UNU	-
LEBLEBİ KALBURALTI	-
TOPLAM	34.642 kg.

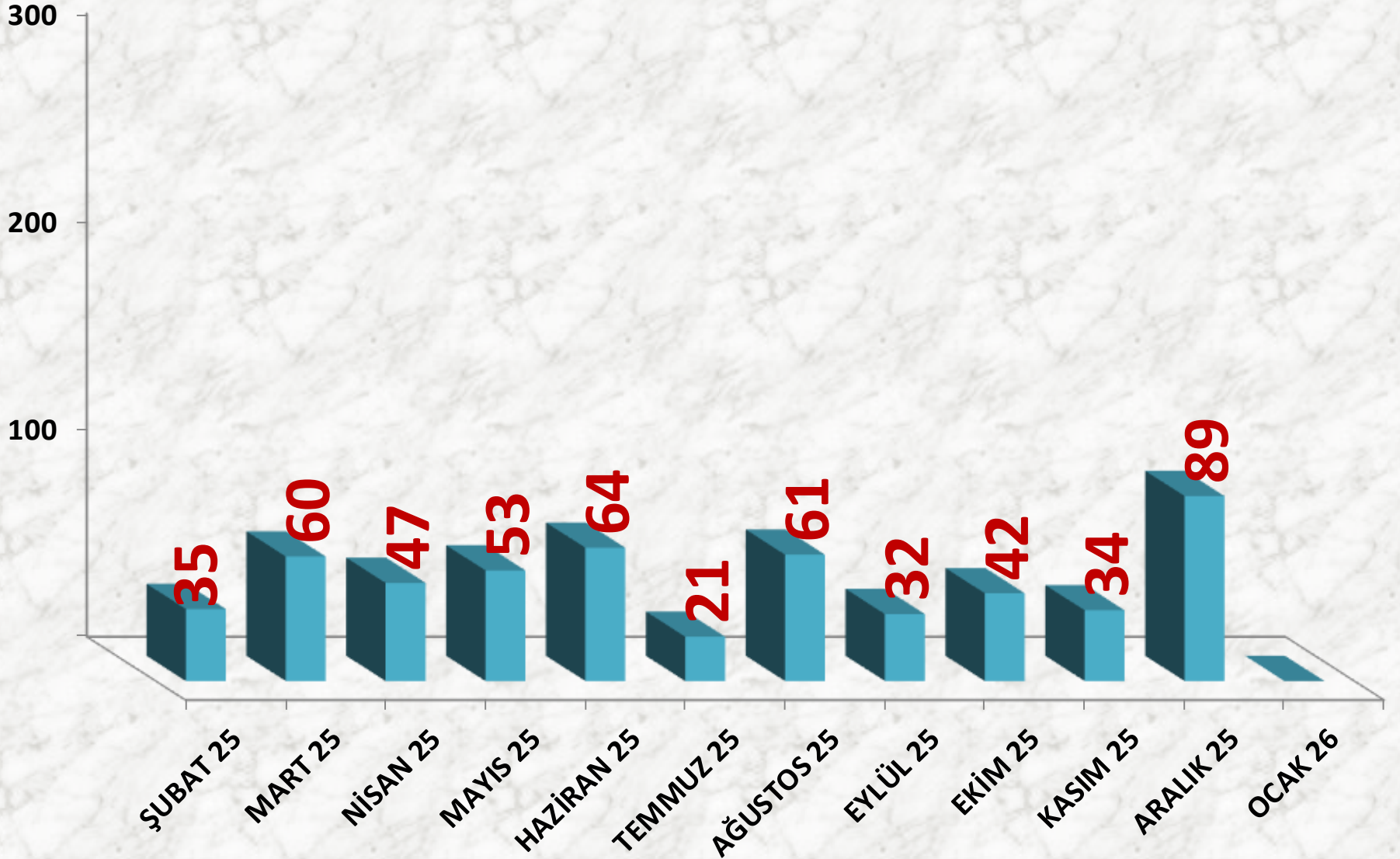
## 2025 OCAK

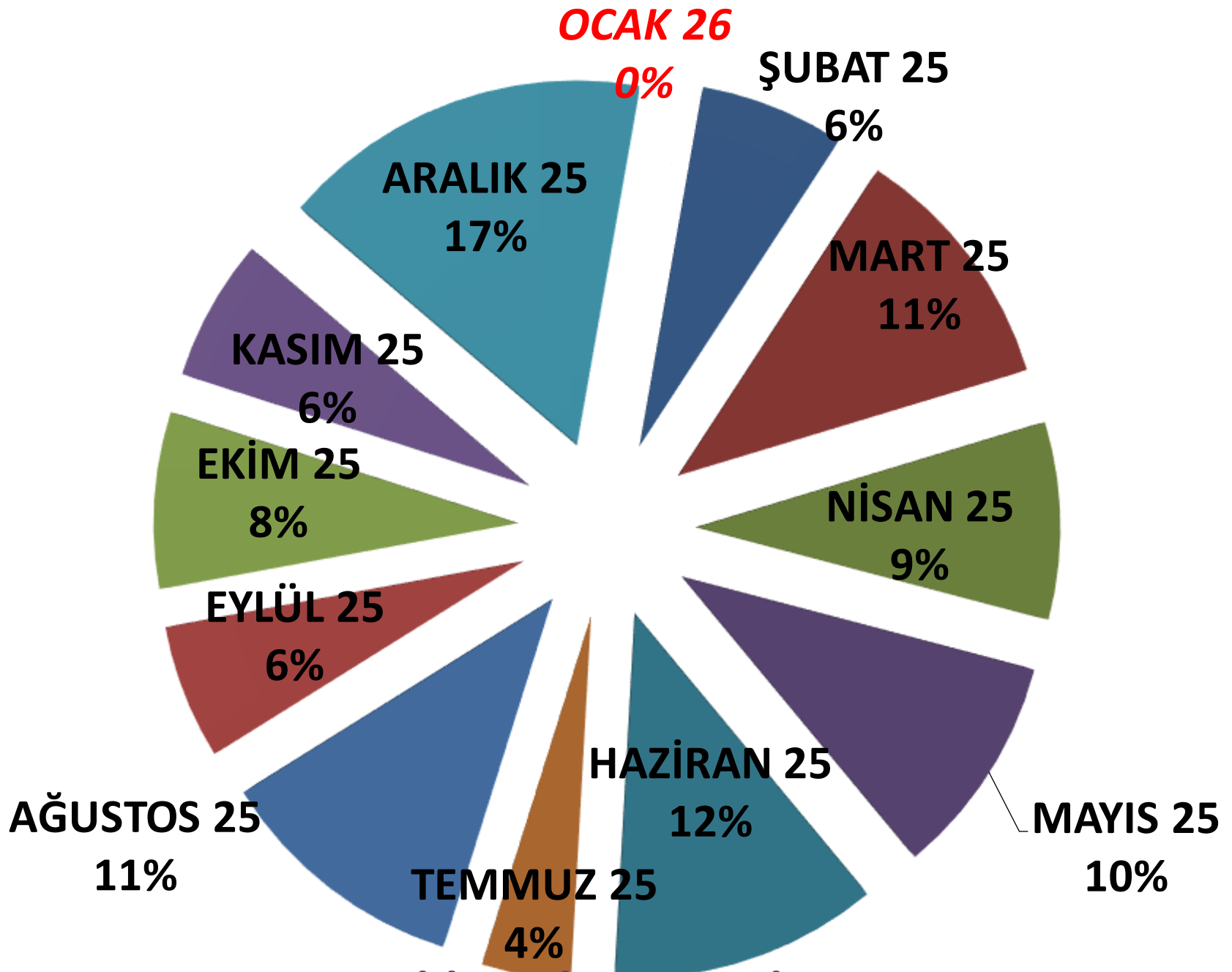
SARI LEBLEBİ	8.560 kg.
BEYAZ LEBLEBİ	22.880 kg.
KAPLAMALI LEBLEBİ	-
KIRIK LEBLEBİ	-
LEBLEBİ UNU	480 kg.
LEBLEBİ KALBURALTI	-
TOPLAM	31.920 kg.

## 2026 OCAK

SARI LEBLEBİ	-
BEYAZ LEBLEBİ	-
KAPLAMALI LEBLEBİ	-
KIRIK LEBLEBİ	-
LEBLEBİ UNU	-
LEBLEBİ KALBURALTI	-
TOPLAM	-

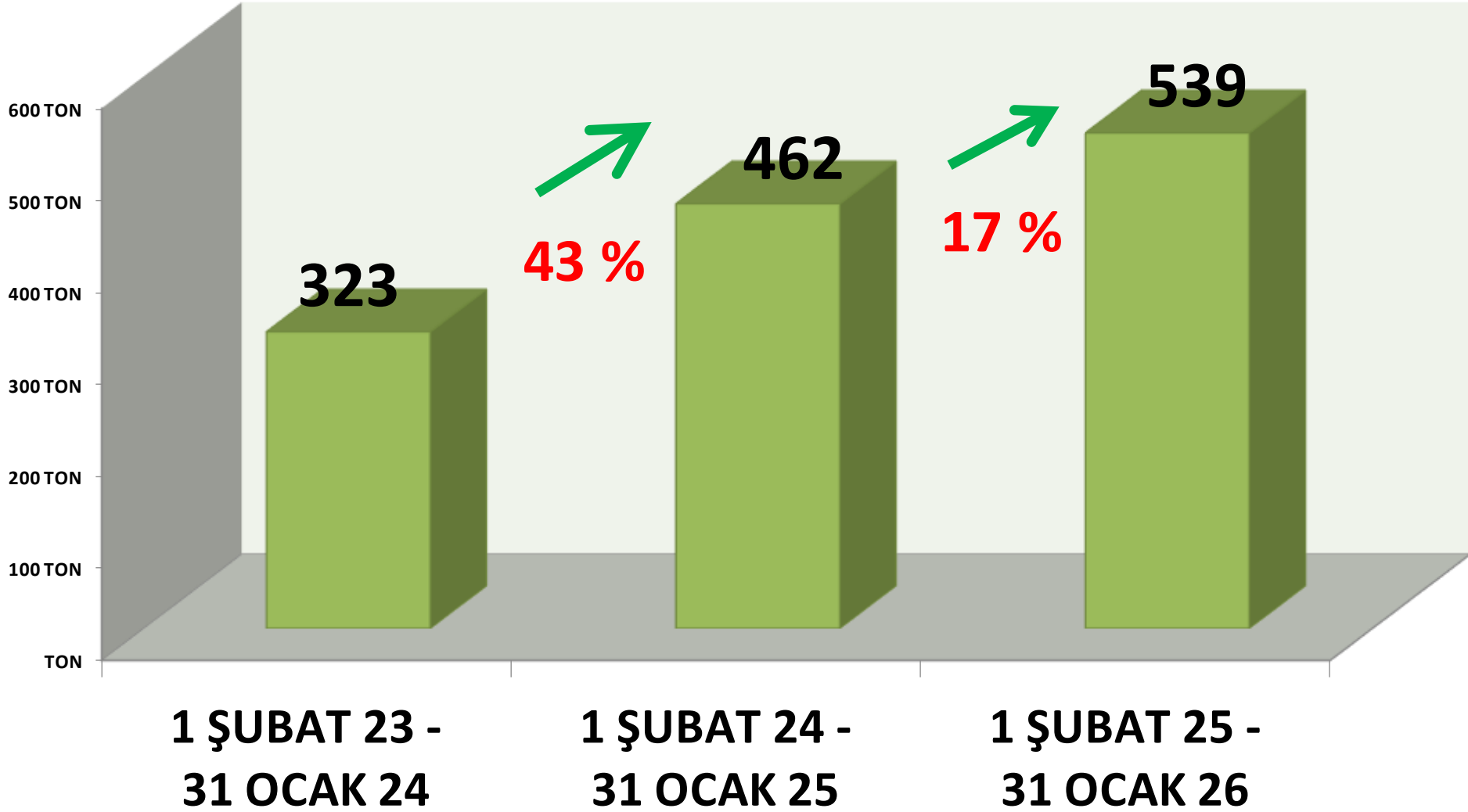
# Leblebi İhracat (Ton)





**AYLIK LEBLEBİ İHR. İŞLEM MİKTARI ORANLARI**

# YILLIK TOPLAM LEBLEBİ İHRACAT MİKTARI (TON)



# AYÇEKİRDEĞİ

İŞLEM MİKTARI TON	2024 OCAK	2025 OCAK		2026 OCAK	
MTS	2.654 TON	93%	5.111 TON	-30%	3.595 TON
TTS	3.309 TON	-59%	1.361 TON	86%	2.527 TON

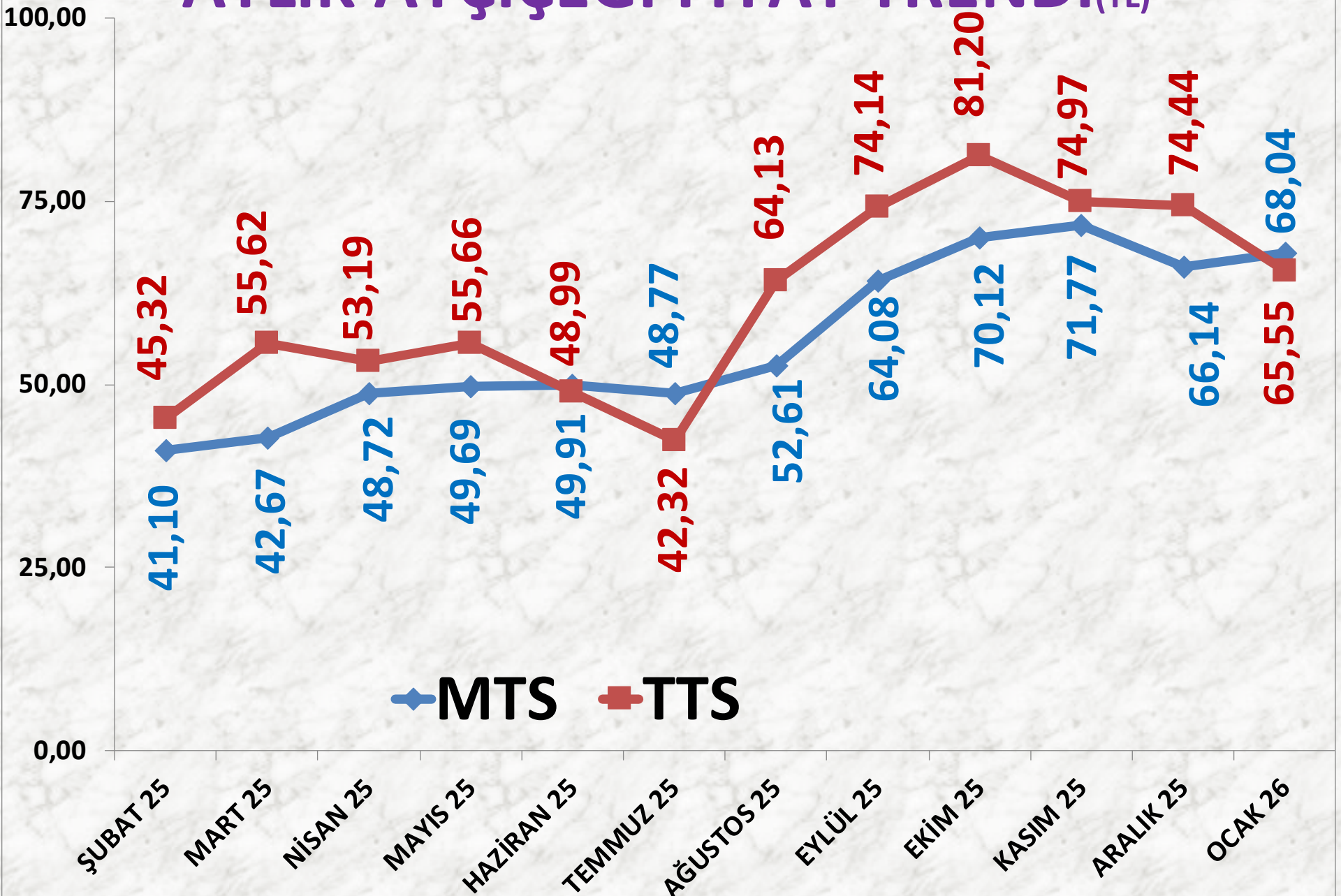
## AYÇİÇEĞİ FİYATLARI

EN AZ FİYAT	2024 OCAK	2025 OCAK		2026 OCAK	
MTS	20,00 TL	0%	20,00 TL	40%	28,00 TL
TTS	30,00 TL	-23%	23,00 TL	30%	30,00 TL

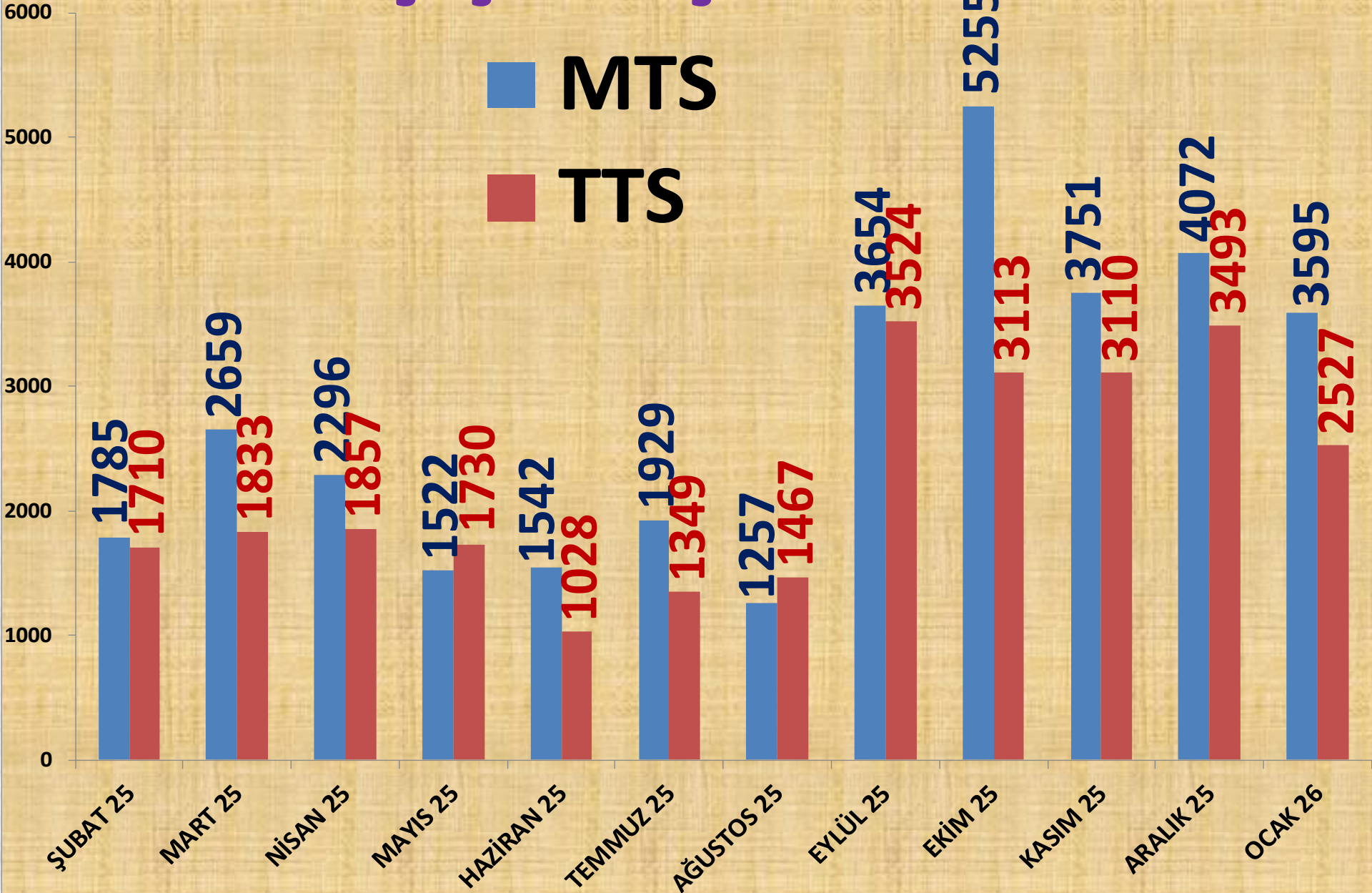
EN ÇOK FİYAT	2024 OCAK	2025 OCAK		2026 OCAK	
MTS	91,84 TL	-15%	78,00 TL	79%	140,00 TL
TTS	120,00 TL	-38%	75,00 TL	76%	132,00 TL

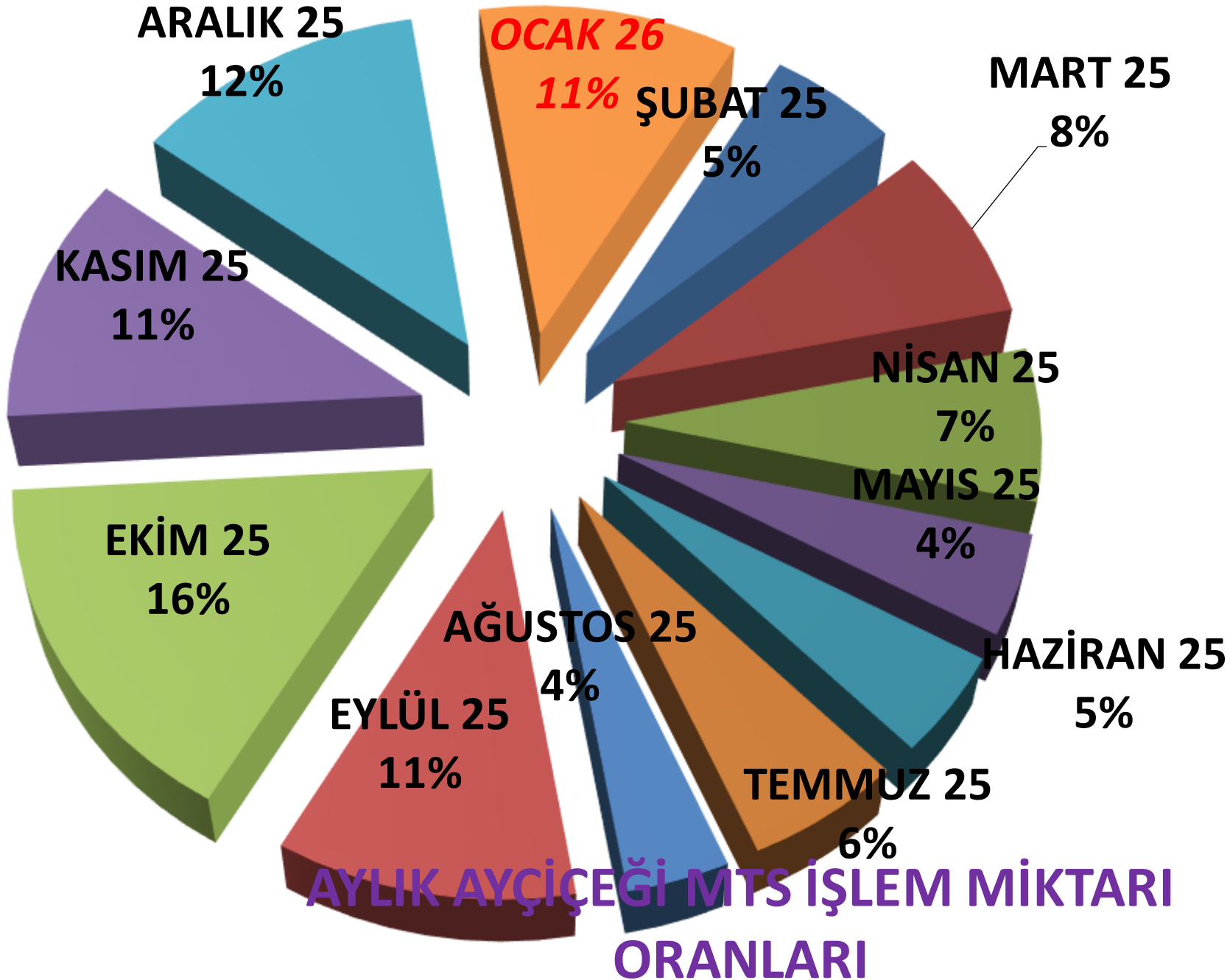
ORTALAMA FİYAT	2024 OCAK	2025 OCAK		2026 OCAK	
MTS	40,85 TL	5%	42,88 TL	59%	68,04 TL
TTS	36,79 TL	51%	55,64 TL	18%	65,55 TL

# AYLIK AYÇİÇEĞİ FİYAT TRENDİ (TL)



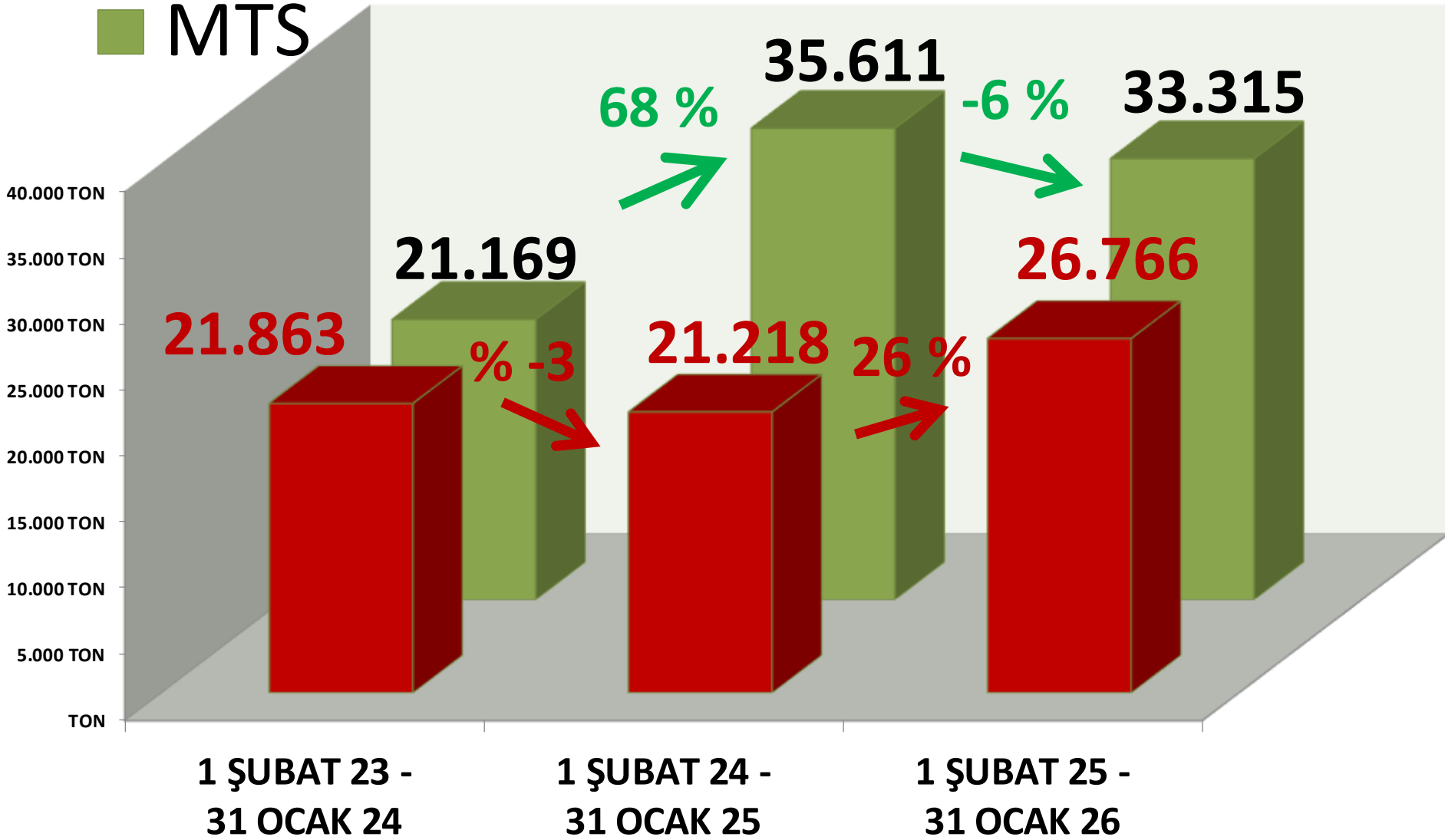
# AYLIK AYÇİÇEĞİ İŞLEM MİKTARI (TON)





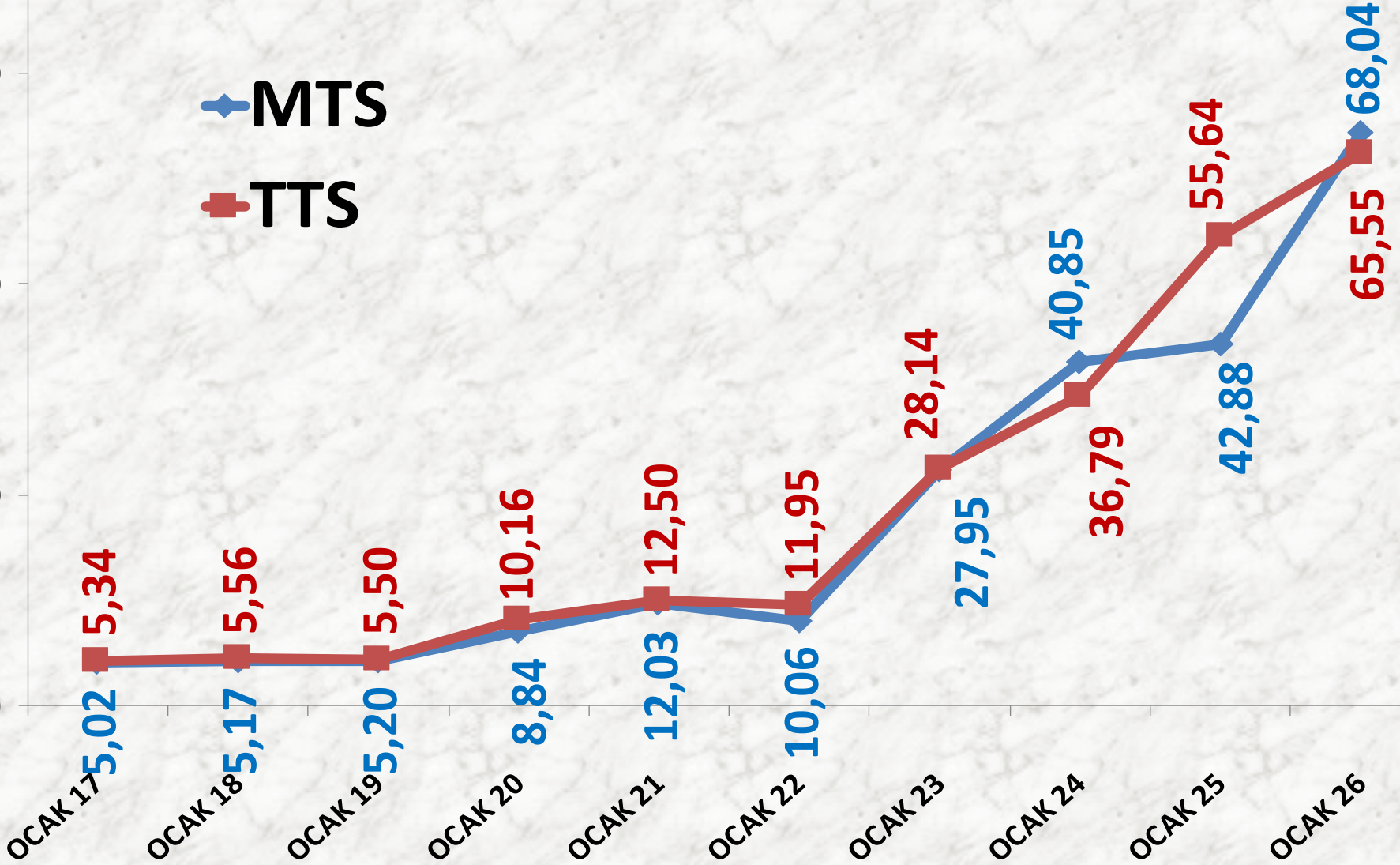
# ■ TTS YILLIK AYÇİÇEĞİ İŞLEM MİKTARI (TON)

■ MTS



# OCAK AYLARI AYÇİÇEĞİ FİYAT TRENDİ (TL)

◆ MTS  
■ TTS

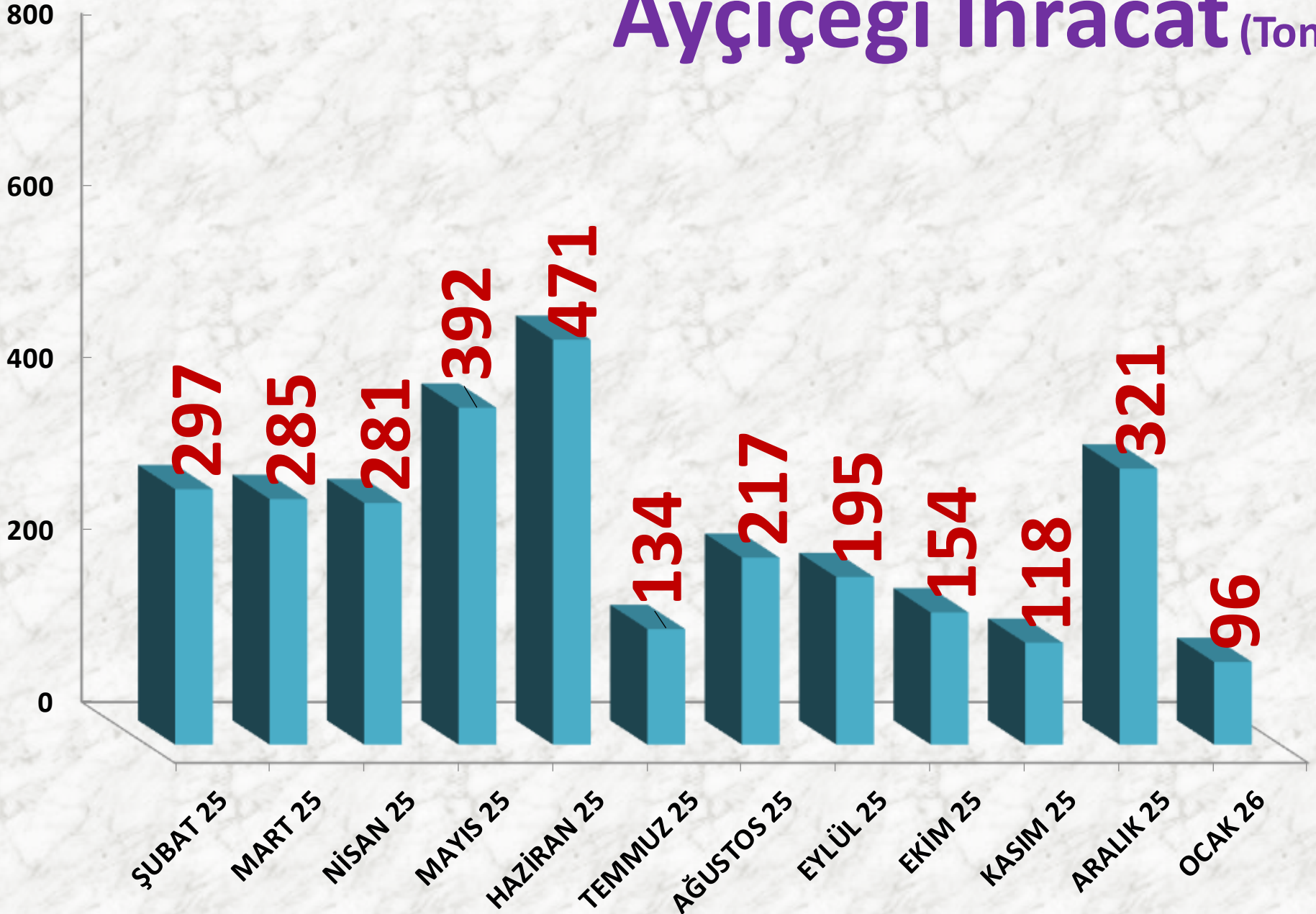


# AYÇEKİRDEĞİ İHRACATI

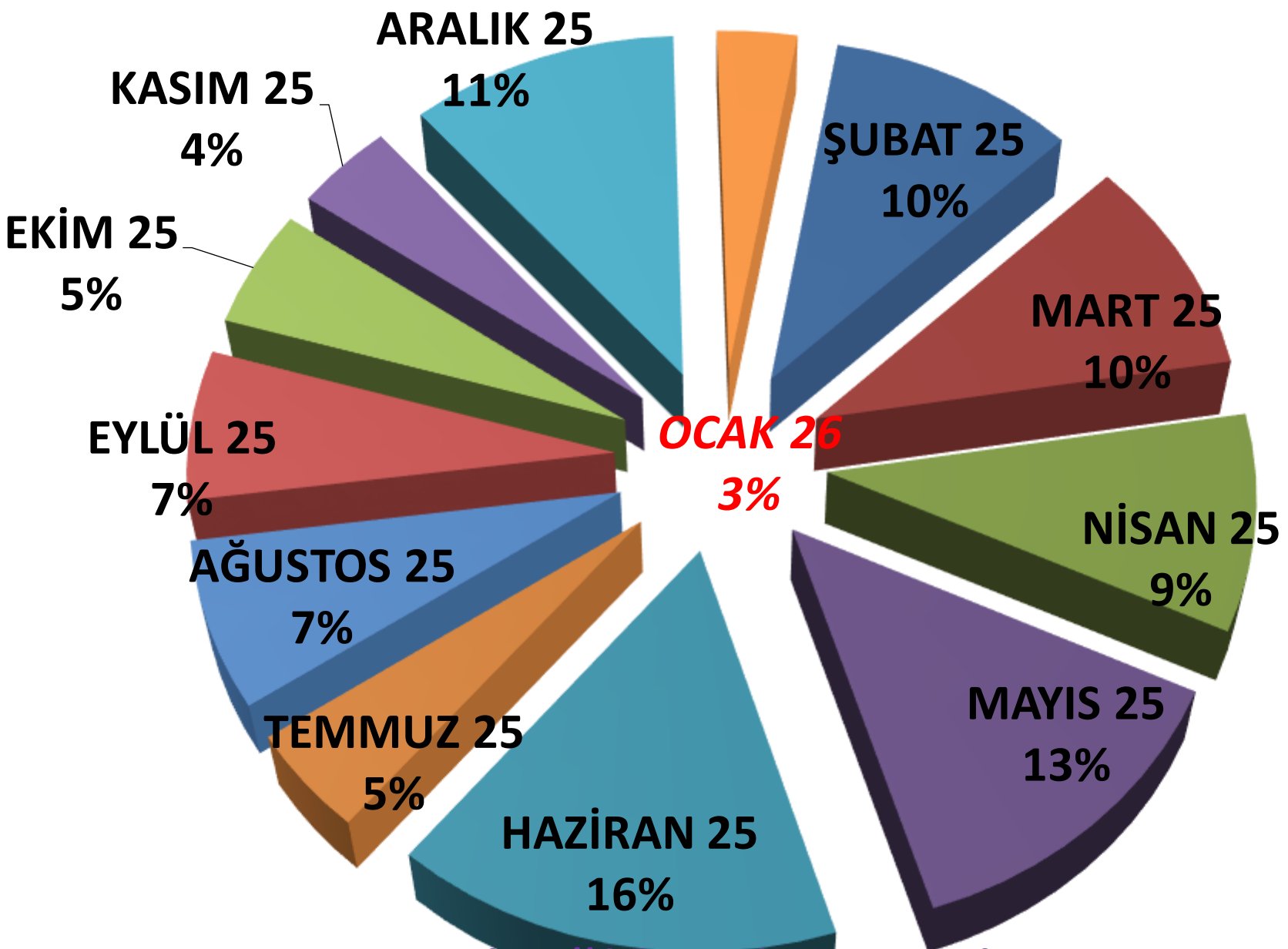
	2024 OCAK	2025 OCAK		2026 OCAK	
İHRACAT	203 TON	148%	503 TON	-81%	96 TON



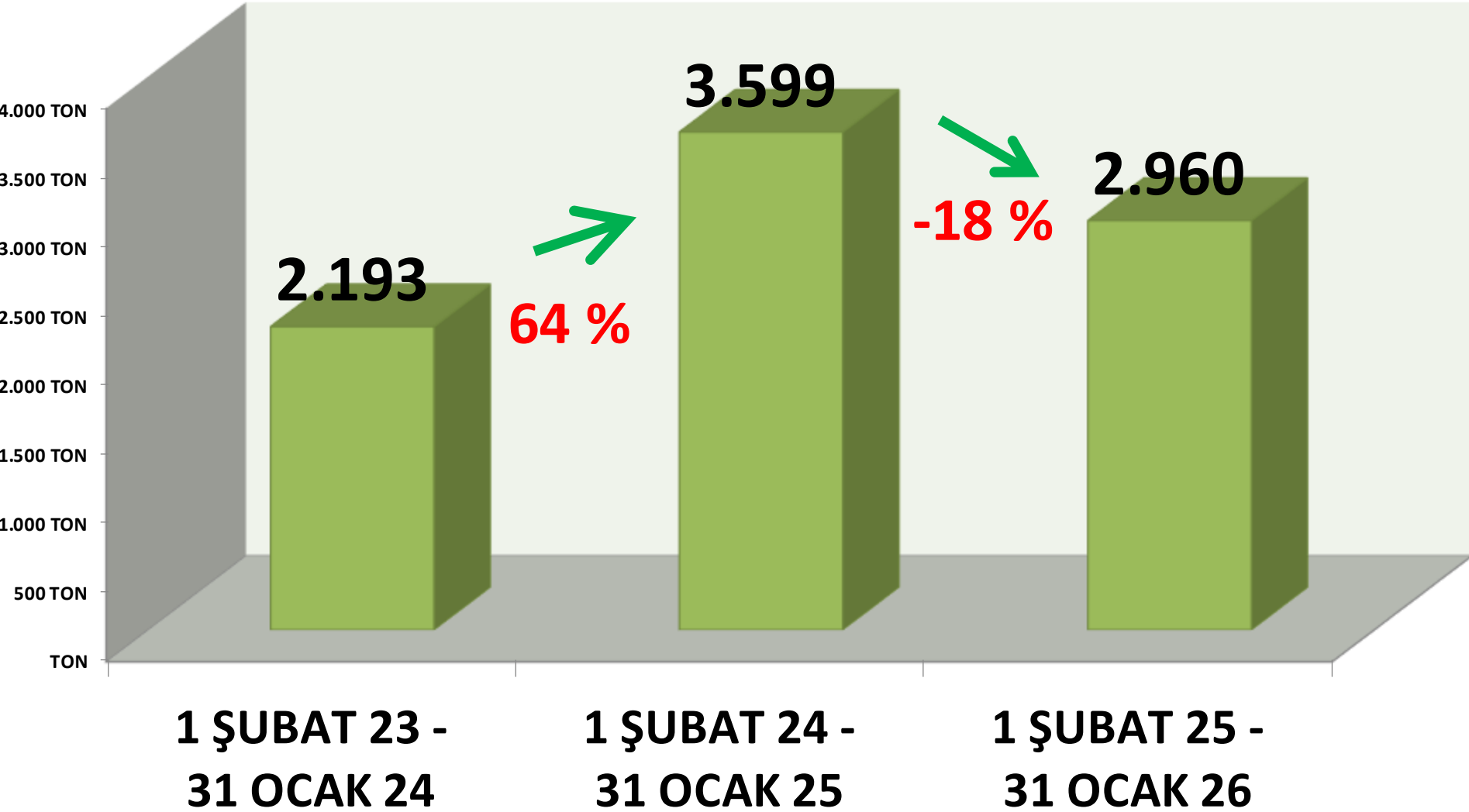
# Ayçiçeği İhracat (Ton)



**AYLIK AYÇİÇEĞİ İHR. İŞLEM MİKTARI  
ORANLARI**



# YILLIK TOPLAM AYÇİÇEĞİ İHRACAT MİKTARI (TON)



# SÜT

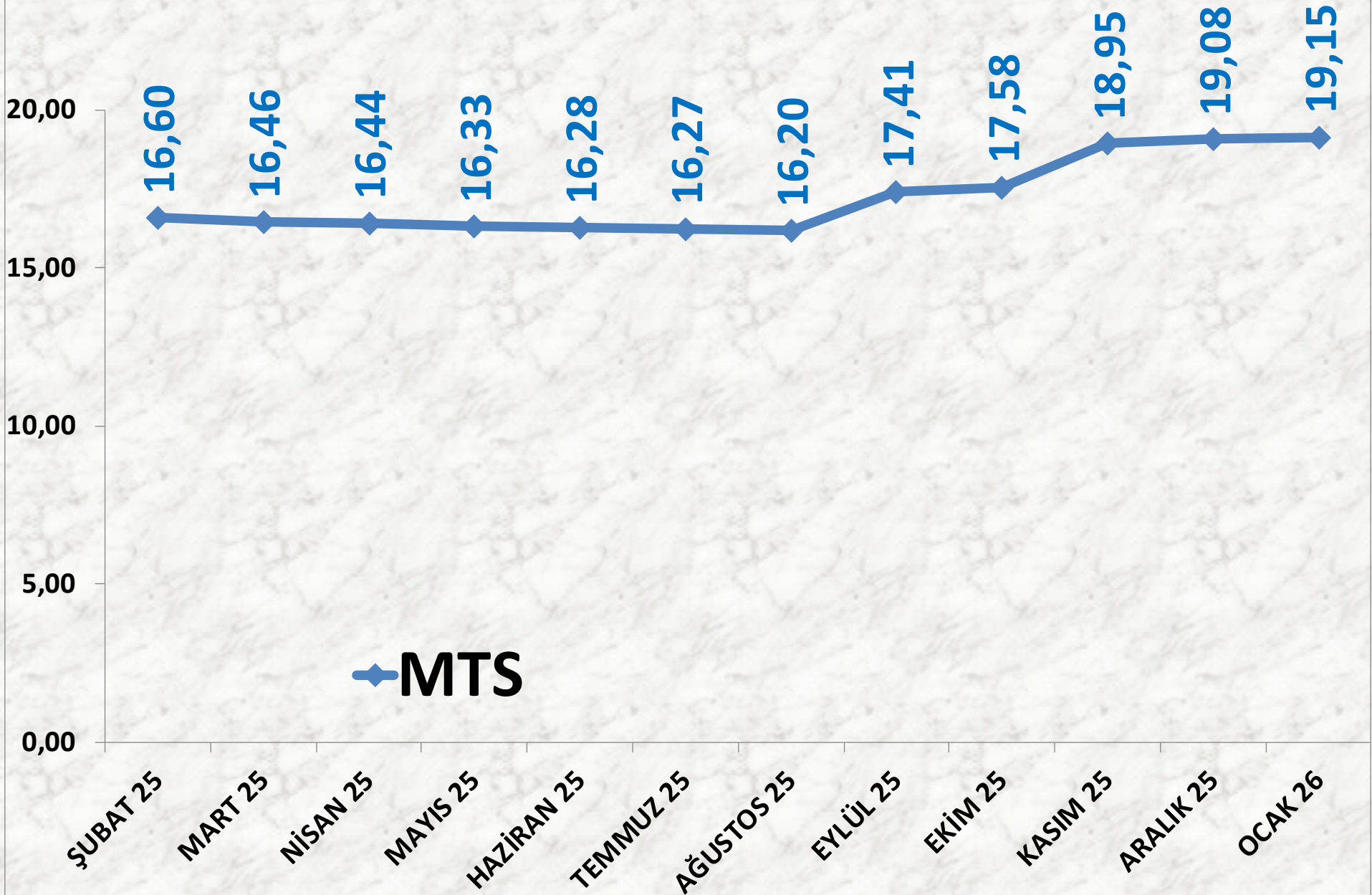
İŞLEM MİKTARI (M <sup>3</sup> )	2024 OCAK		2025 OCAK		2026 OCAK	
	MTS	30.694 M <sup>3</sup>	16%	35.579 M <sup>3</sup>	0%	35.511 M <sup>3</sup>

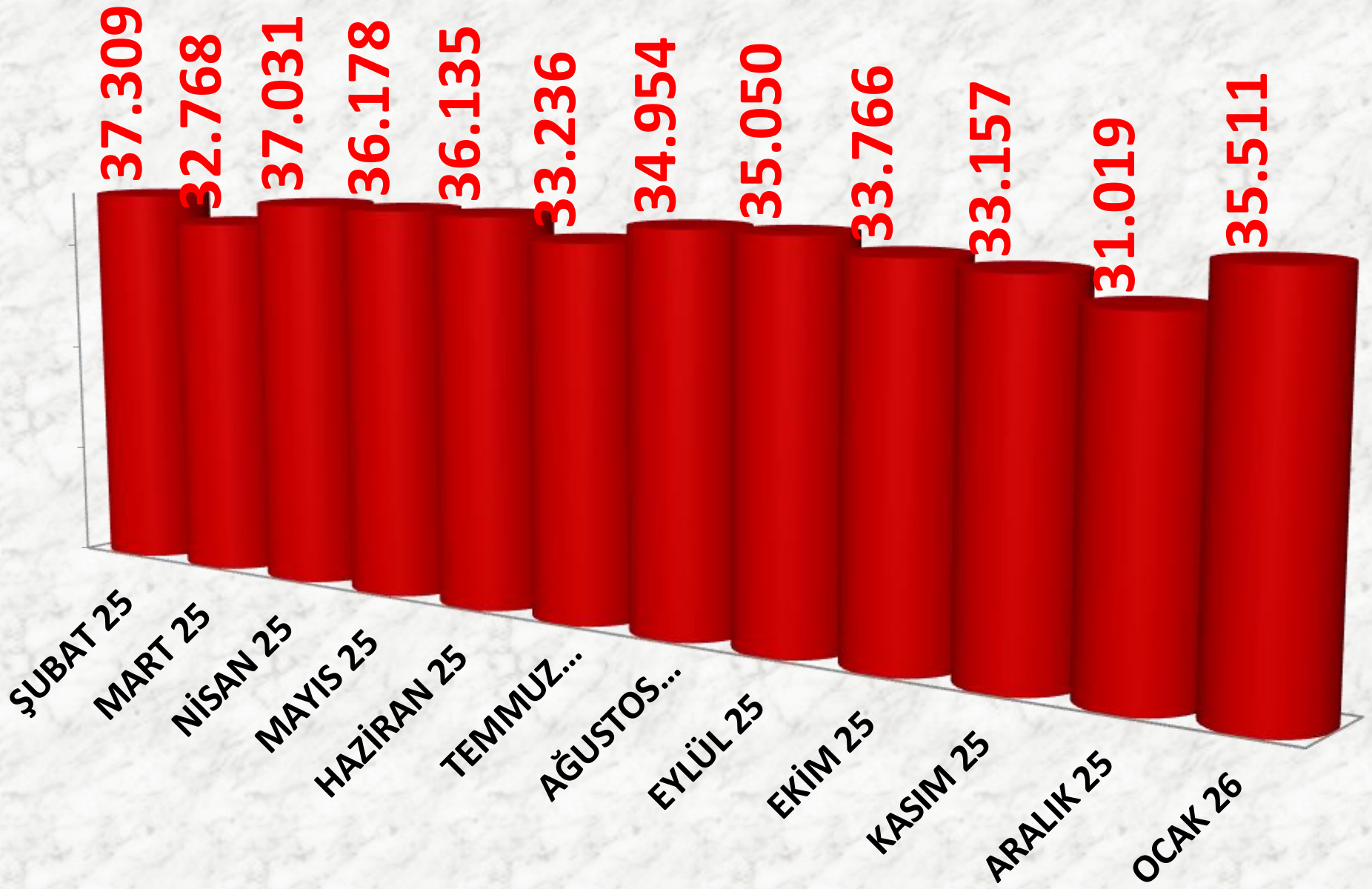
EN AZ FİYAT	2024 OCAK		2025 OCAK		2026 OCAK	
	MTS	10,00 TL	25%	12,50 TL	12%	14,00 TL

EN ÇOK FİYAT	2024 OCAK		2025 OCAK		2026 OCAK	
	MTS	18,25 TL	-4%	17,50 TL	29%	22,62 TL

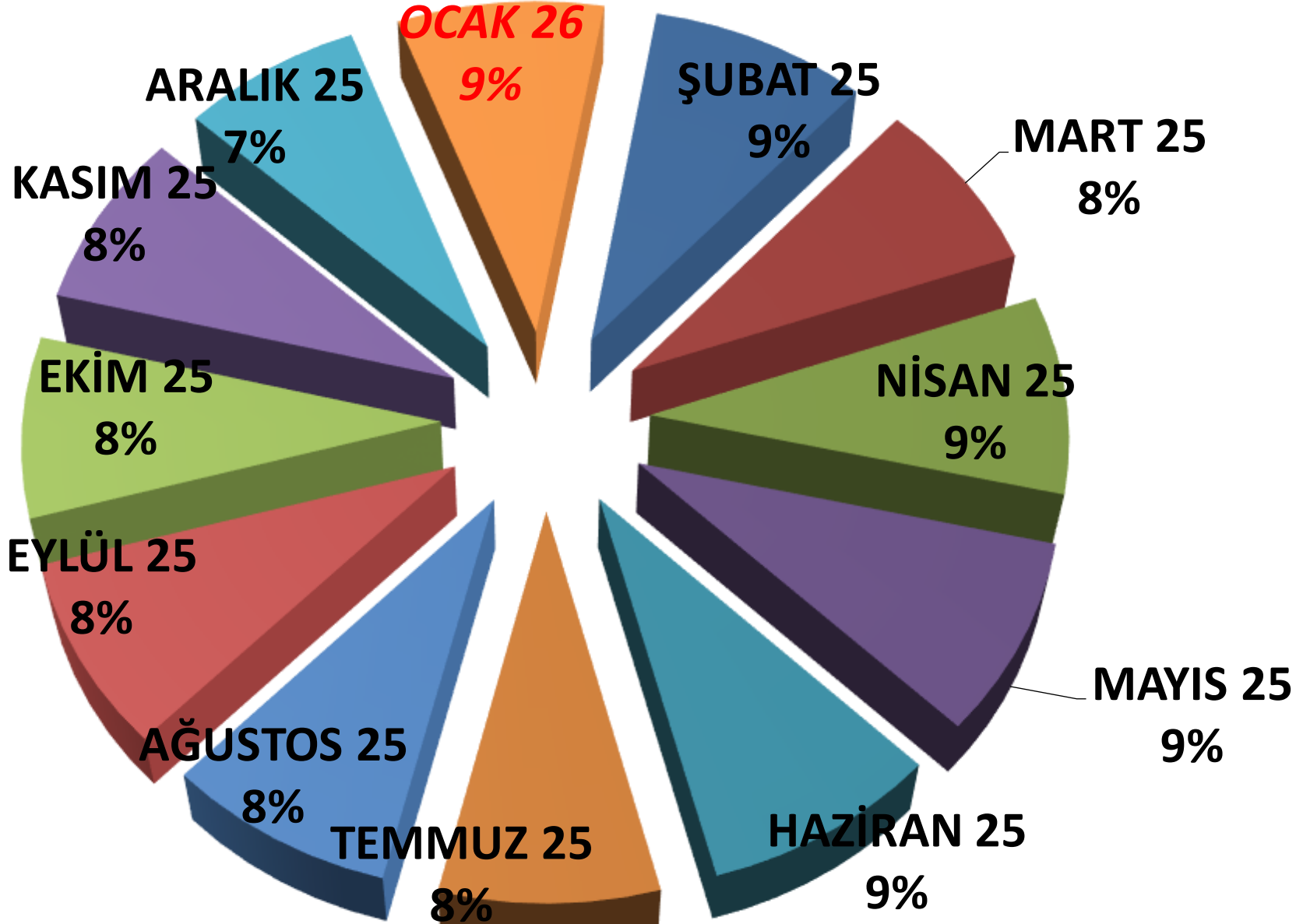
ORTALAMA FİYAT	2024 OCAK		2025 OCAK		2026 OCAK	
	MTS	13,07 TL	10%	14,33 TL	34%	19,15 TL

# AYLIK İNEK SÜTÜ FİYAT TRENDİ<sub>(TL)</sub>



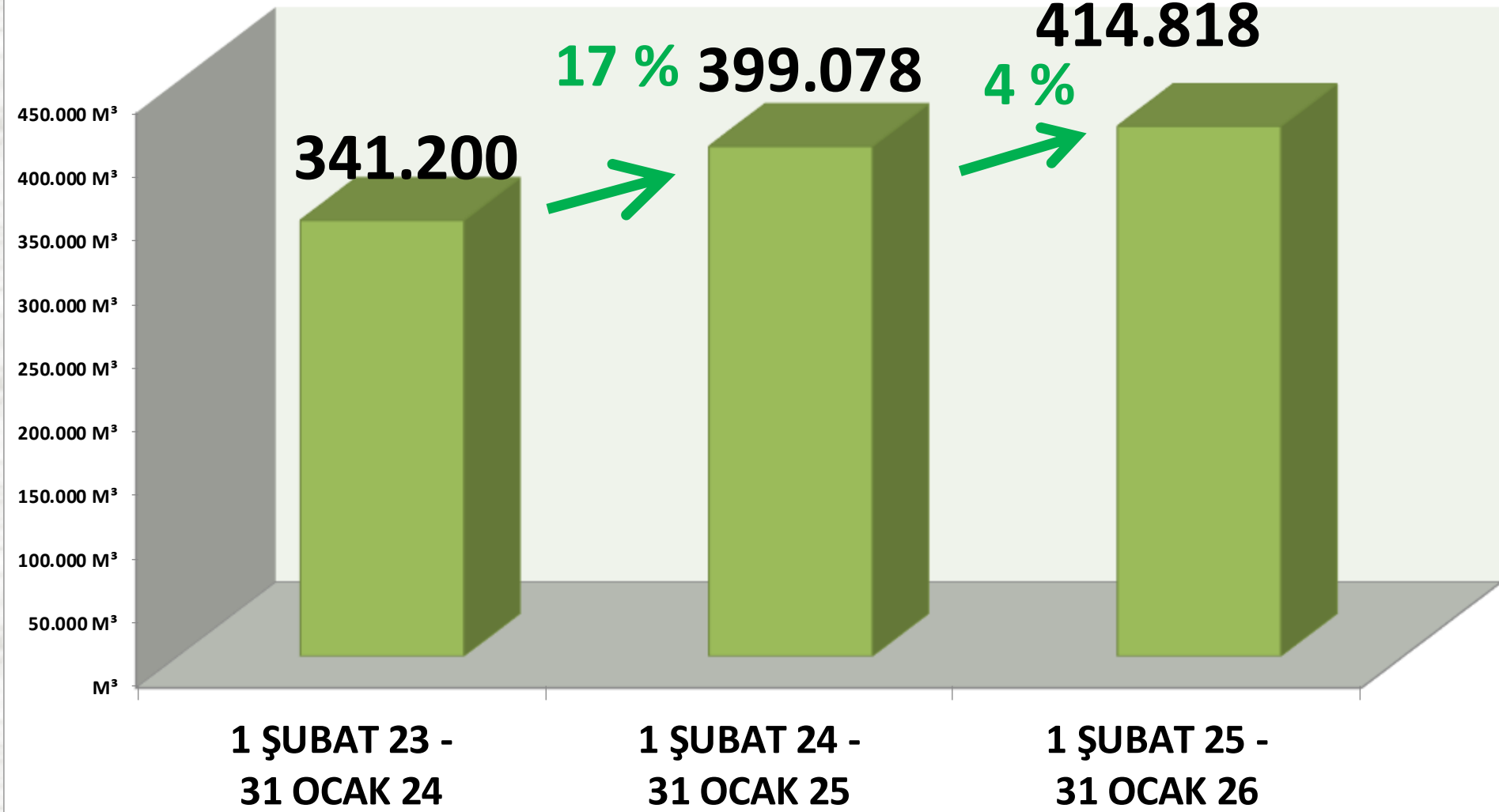


**AYLIK SÜT İŞLEM MİKTARI (M<sup>3</sup>)**



## AYLIK SÜT MTS İŞLEM MİKTARI ORANLARI

# YILLIK İNEK SÜTÜ İŞLEM MİKTARI (TON)



# BEYAZ HAŞHAŞ

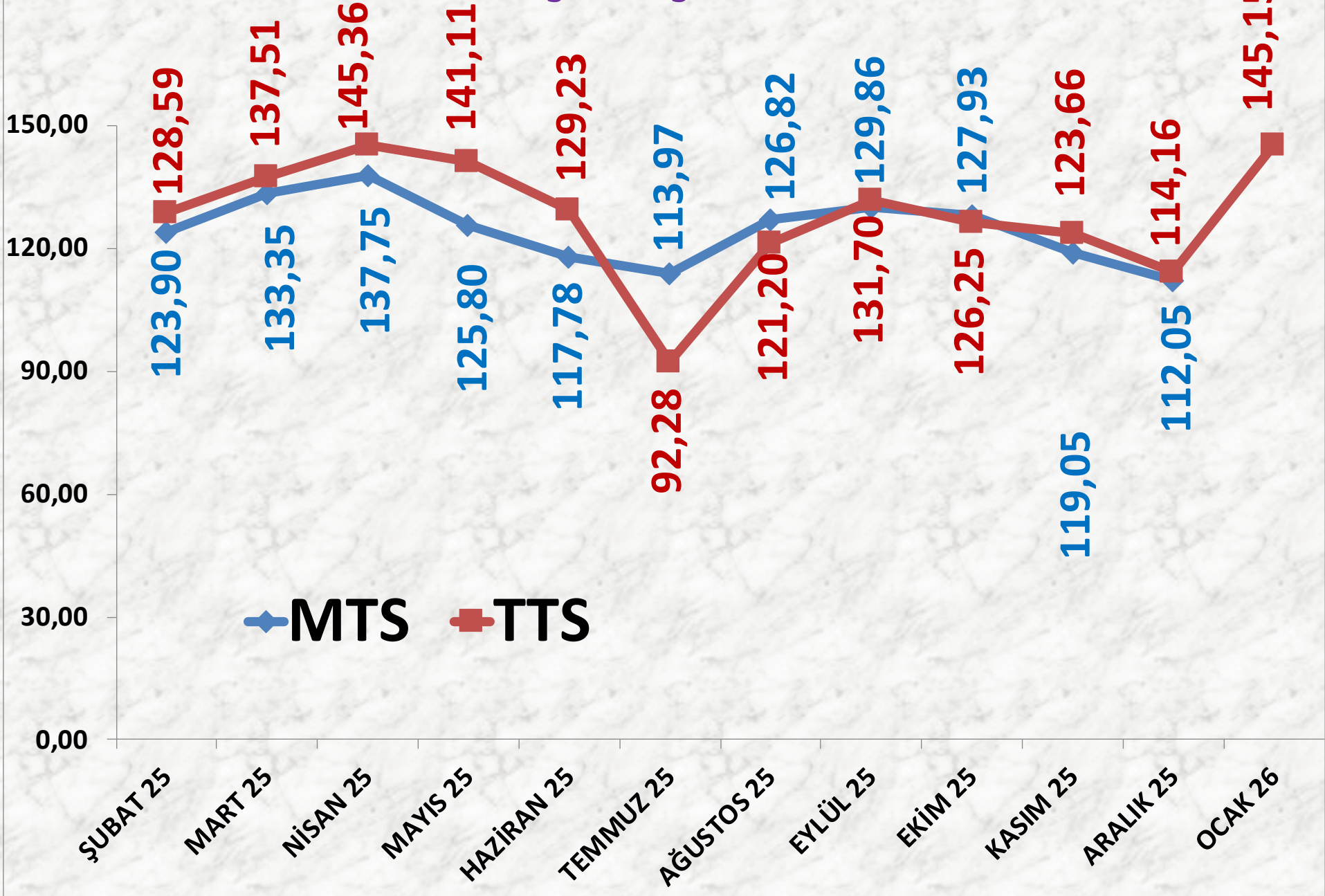
İŞLEM MİKTARI TON	2024 OCAK	2025 OCAK		2026 OCAK	
MTS	94 TON	-64%	33 TON	-	0
TTS	79 TON	-63%	29 TON	-97%	1 TON

EN AZ FİYAT	2024 OCAK	2025 OCAK		2026 OCAK	
MTS	69,00 TL	45%	100,00 TL	-	-
TTS	55,00 TL	49%	82,00 TL	46%	120,00 TL

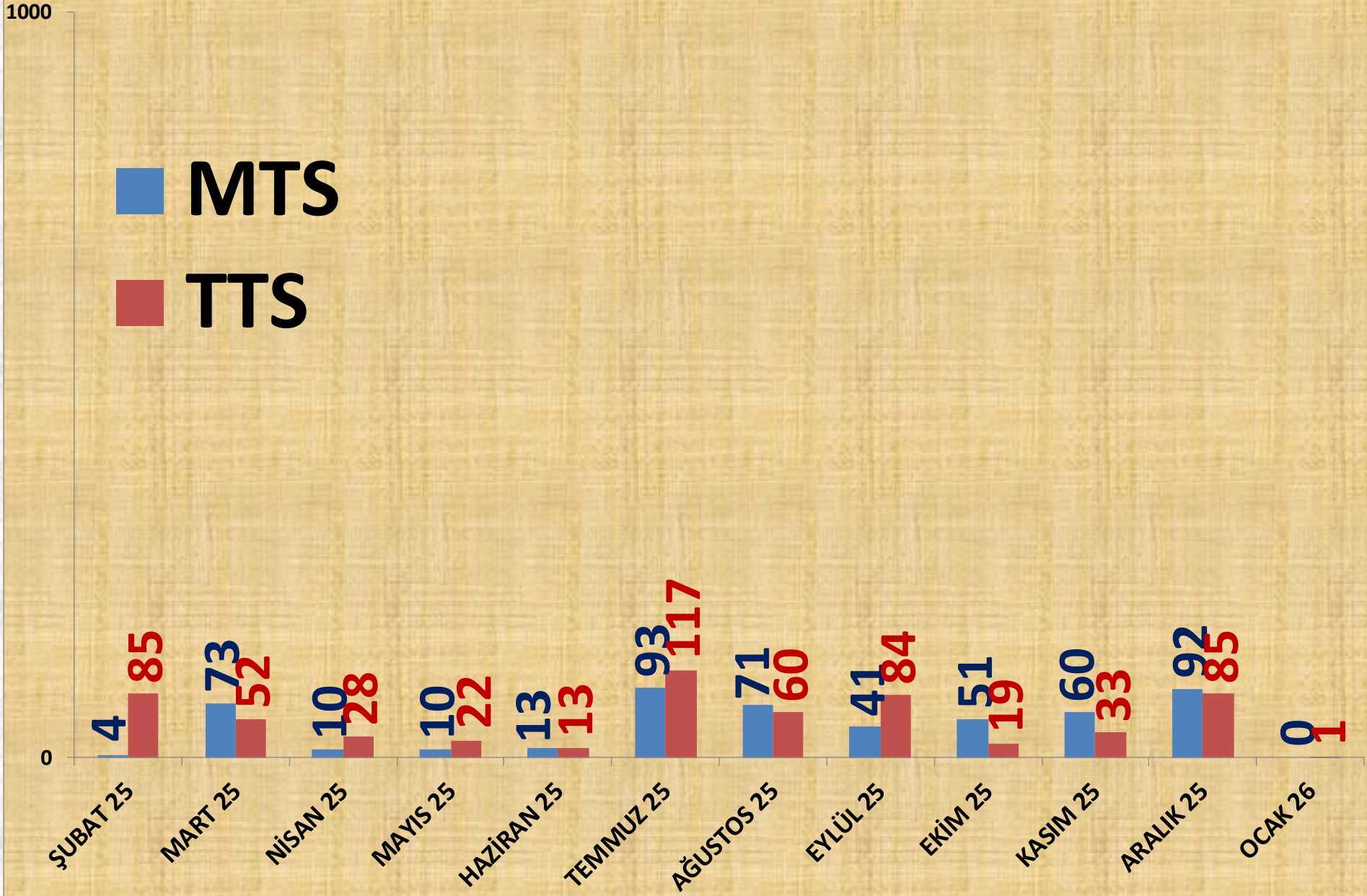
EN ÇOK FİYAT	2024 OCAK	2025 OCAK		2026 OCAK	
MTS	84,89 TL	47%	124,80 TL	-	-
TTS	112,58 TL	42%	160,00 TL	6%	170,00 TL

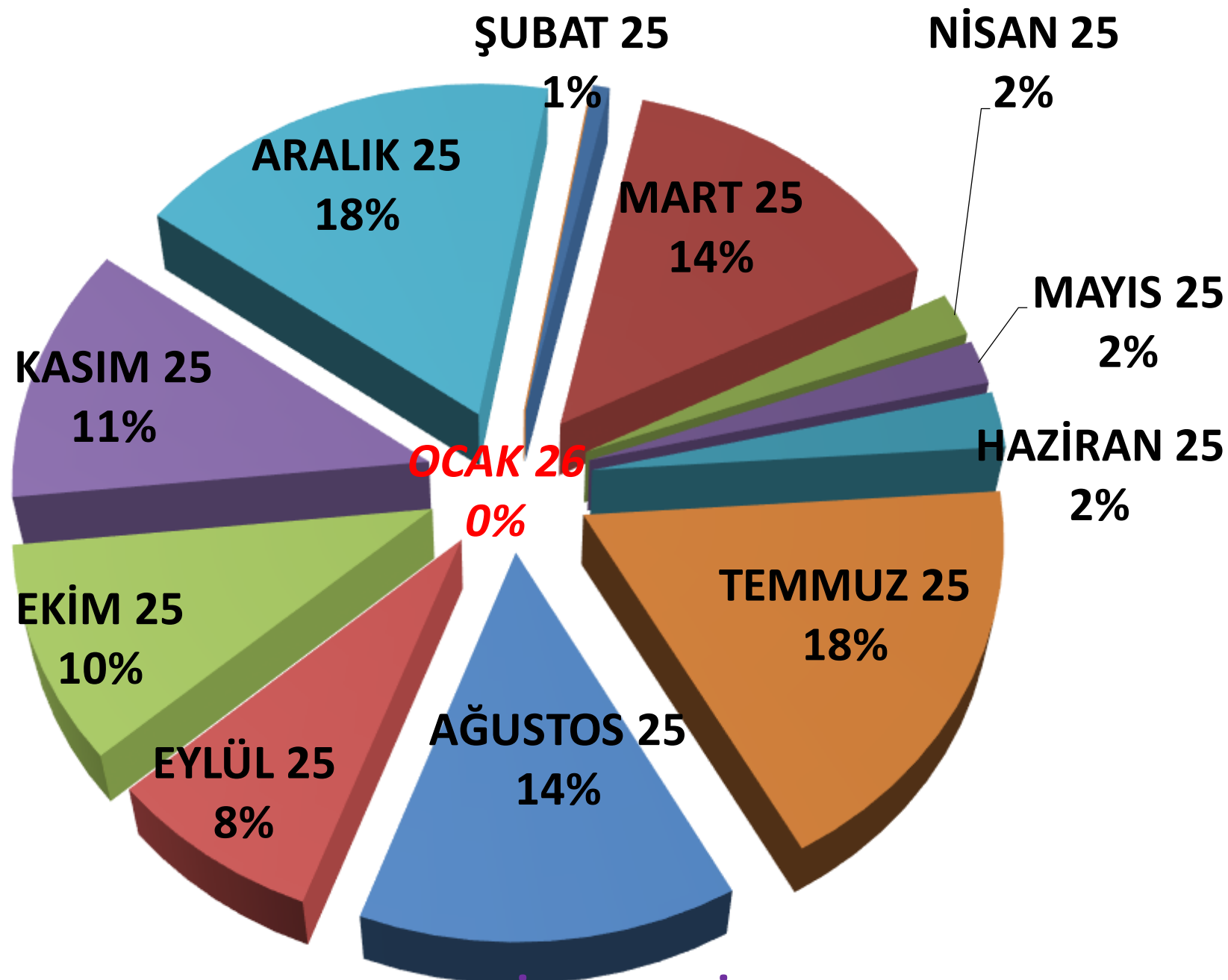
ORTALAMA FİYAT	2024 OCAK	2025 OCAK		2026 OCAK	
MTS	75,97 TL	63%	123,76 TL	-	-
TTS	87,17 TL	30%	113,60 TL	28%	145,15 TL

# AYLIK B. HAŞHAŞ FİYAT TRENDİ (₺)



# AYLIK B. HAŞHAŞ İŞLEM MİKTARI (TON)



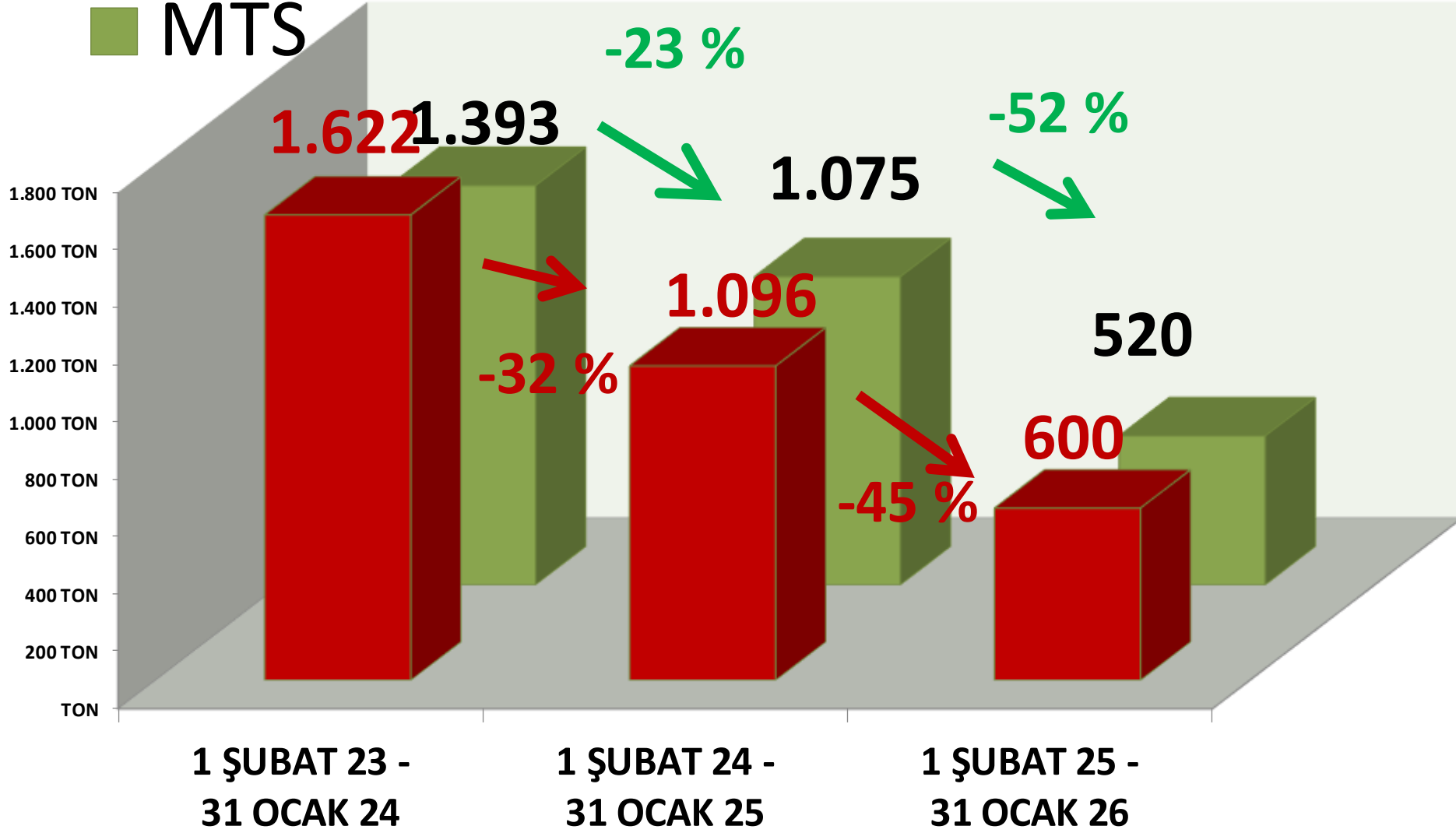


**AYLIK B. HAŞHAŞ MTS İŞLEM MİKTARI ORANLARI**

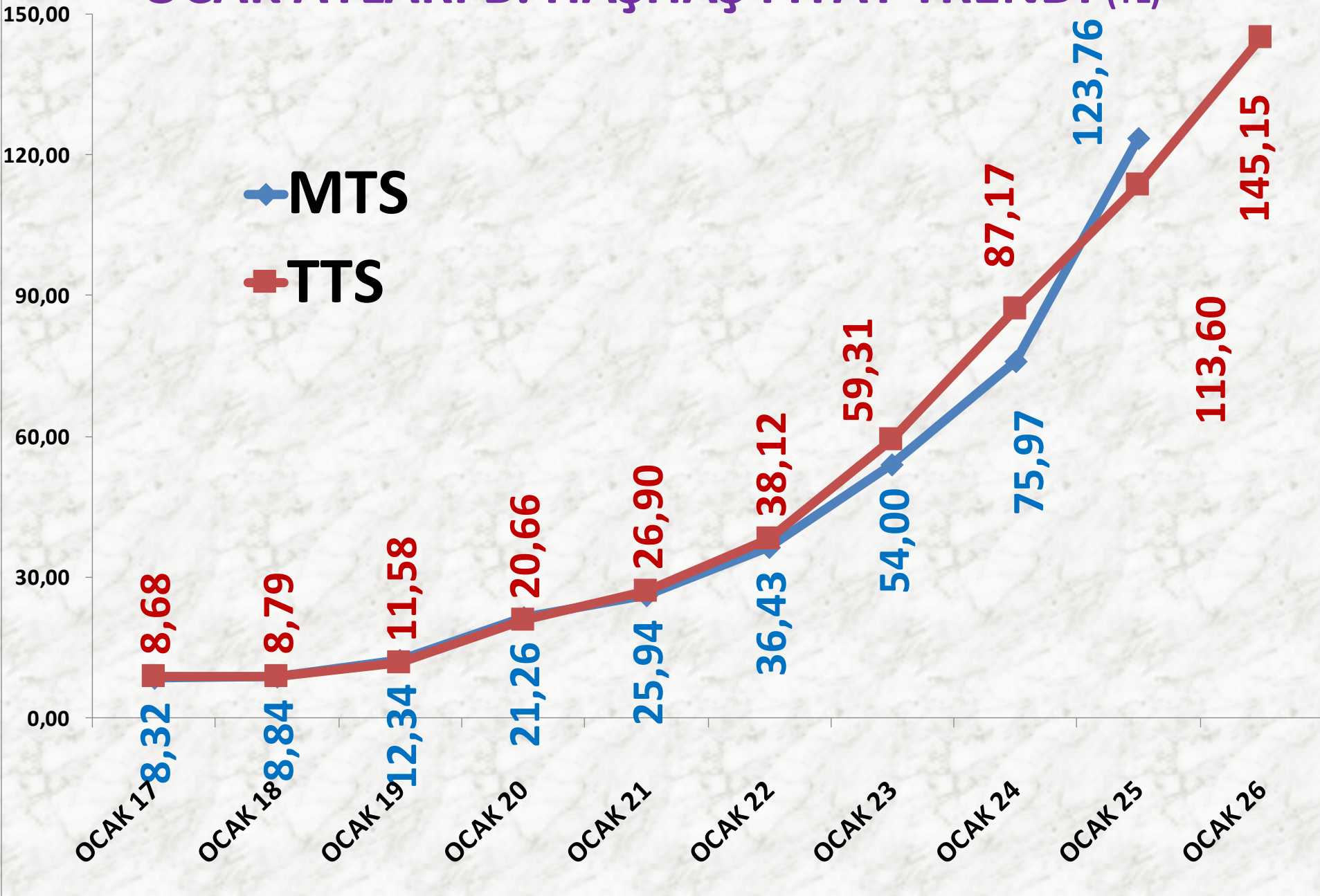
■ TTS

# YILLIK B. HAŞHAŞ İŞLEM MİKTARI (TON)

■ MTS



# OCAK AYLARI B. HAŞHAŞ FİYAT TRENDİ (TL)



# MAVİ HAŞHAŞ

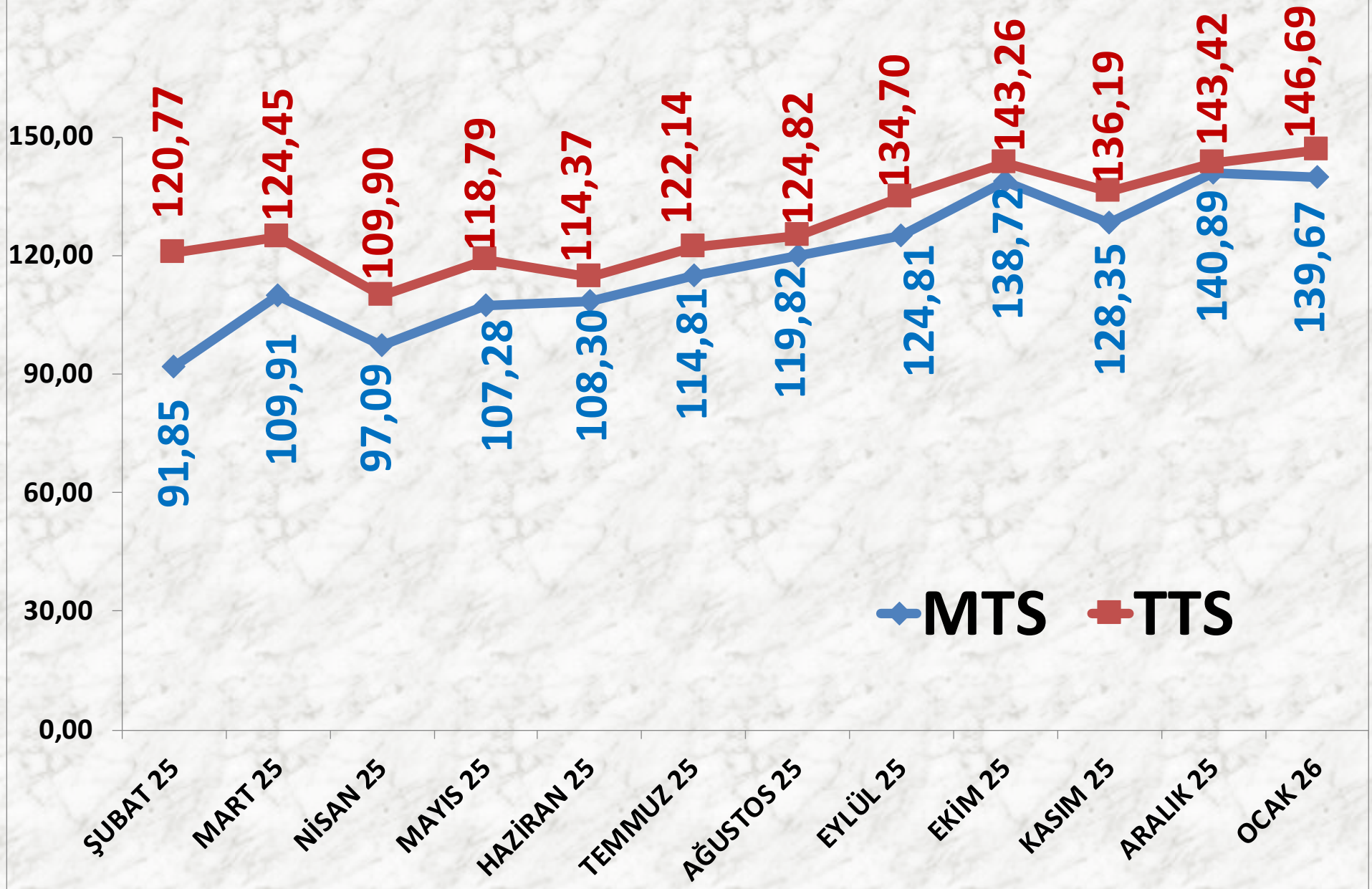
<b>İŞLEM MİKTARI TON</b>	<b>2024 OCAK</b>	<b>2025 OCAK</b>		<b>2026 OCAK</b>	
MTS	39	101%	78 TON	-57%	34 TON
TTS	48 TON	144%	116 TON	-83%	20 TON

<b>EN AZ FİYAT</b>	<b>2024 OCAK</b>	<b>2025 OCAK</b>		<b>2026 OCAK</b>	
MTS	72,00 TL	19%	85,45 TL	57%	134,40 TL
TTS	75,00 TL	19%	89,00 TL	57%	140,00 TL

<b>EN ÇOK FİYAT</b>	<b>2024 OCAK</b>	<b>2025 OCAK</b>		<b>2026 OCAK</b>	
MTS	90,00 TL	66%	149,00 TL	68%	250,00 TL
TTS	110,00 TL	18%	130,00 TL	35%	175,00 TL

<b>ORTALAMA FİYAT</b>	<b>2024 OCAK</b>	<b>2025 OCAK</b>		<b>2026 OCAK</b>	
MTS	75,69 TL	29%	97,86 TL	43%	139,67 TL
TTS	89,34 TL	5%	93,53 TL	57%	146,69 TL

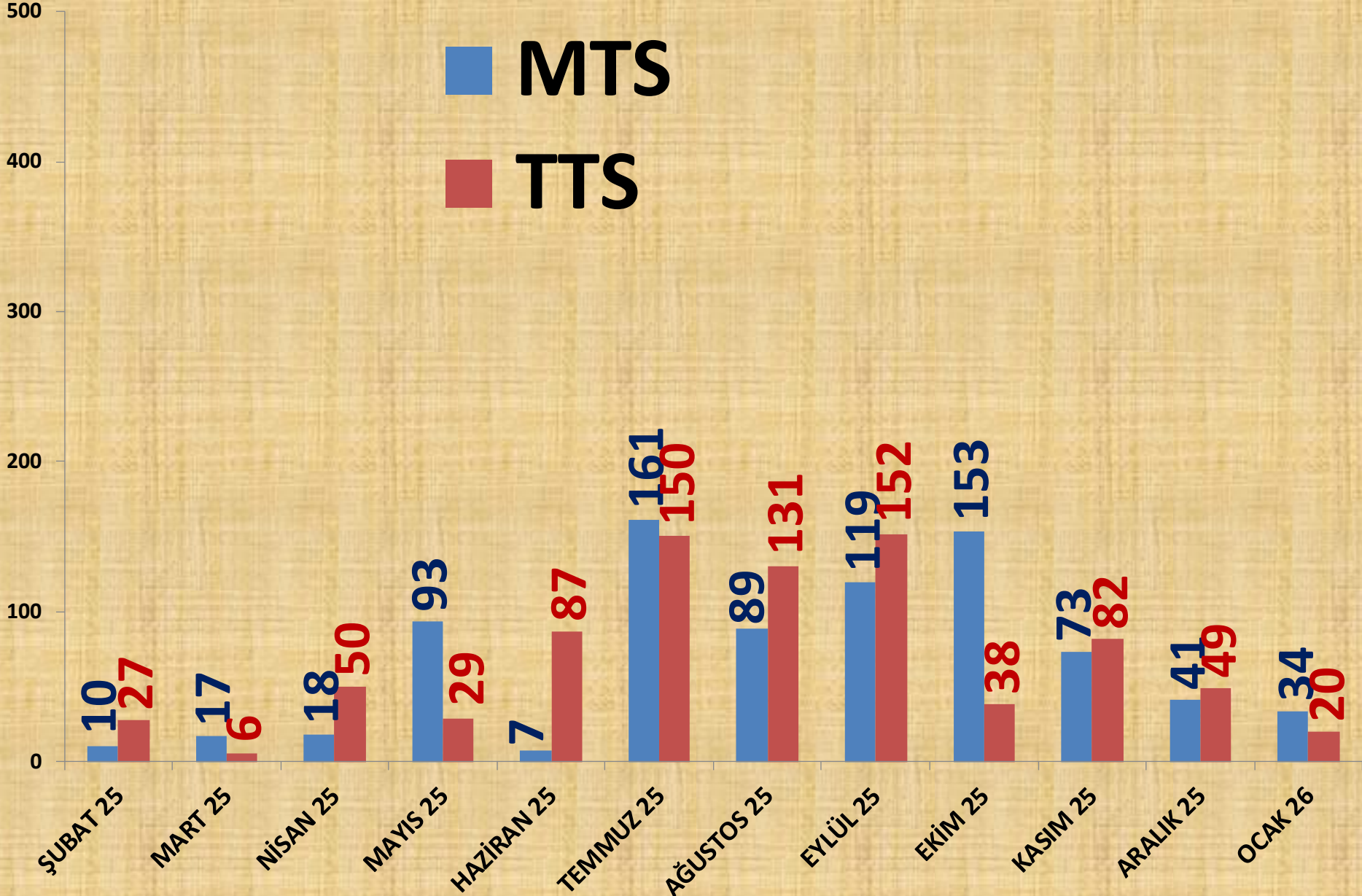
# AYLIK MAVİ HAŞHAŞ FİYAT TRENDİ (TL)

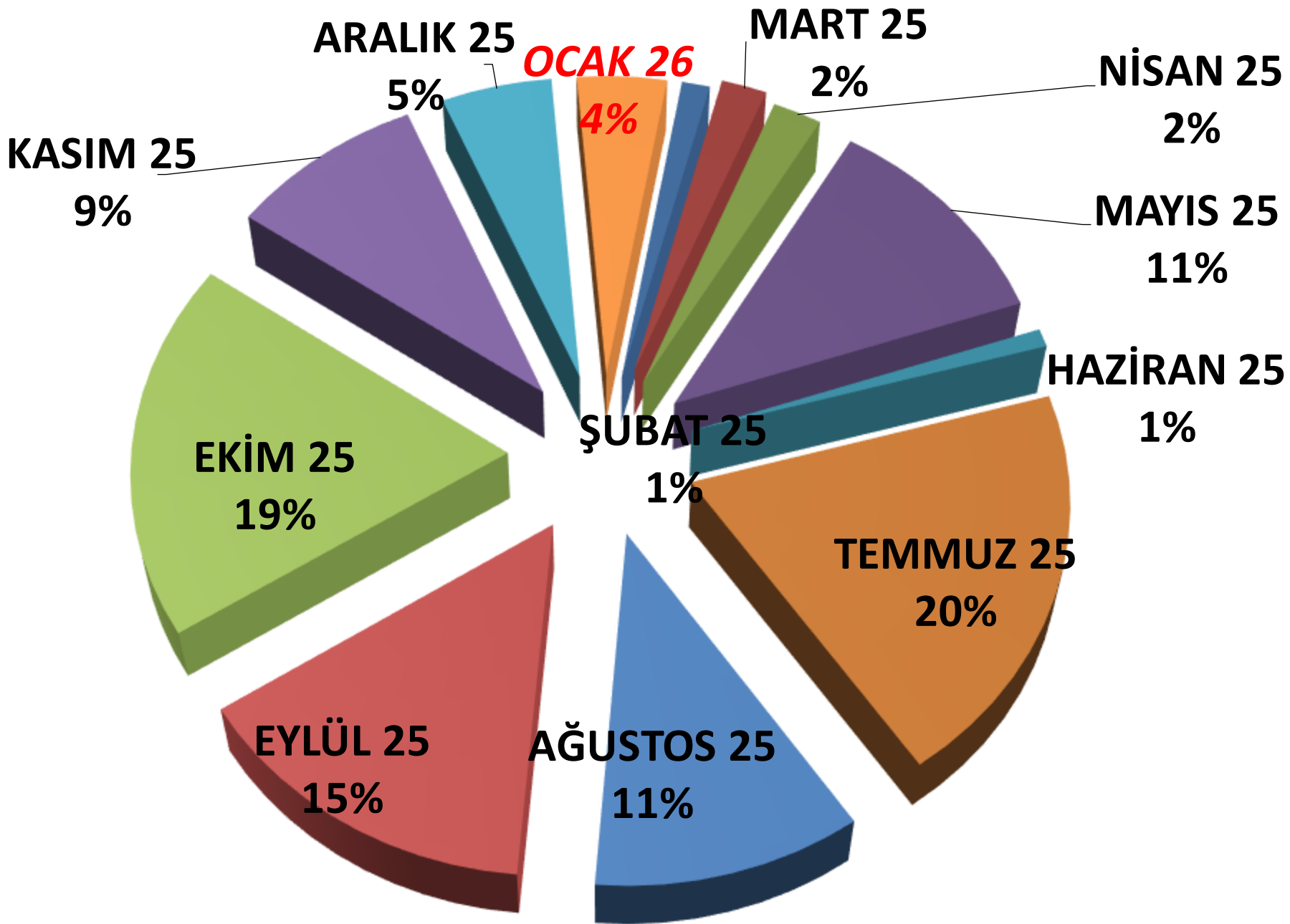


# AYLIK MAVİ HAŞHAŞ İŞLEM MİKTARI (TON)

■ MTS

■ TTS

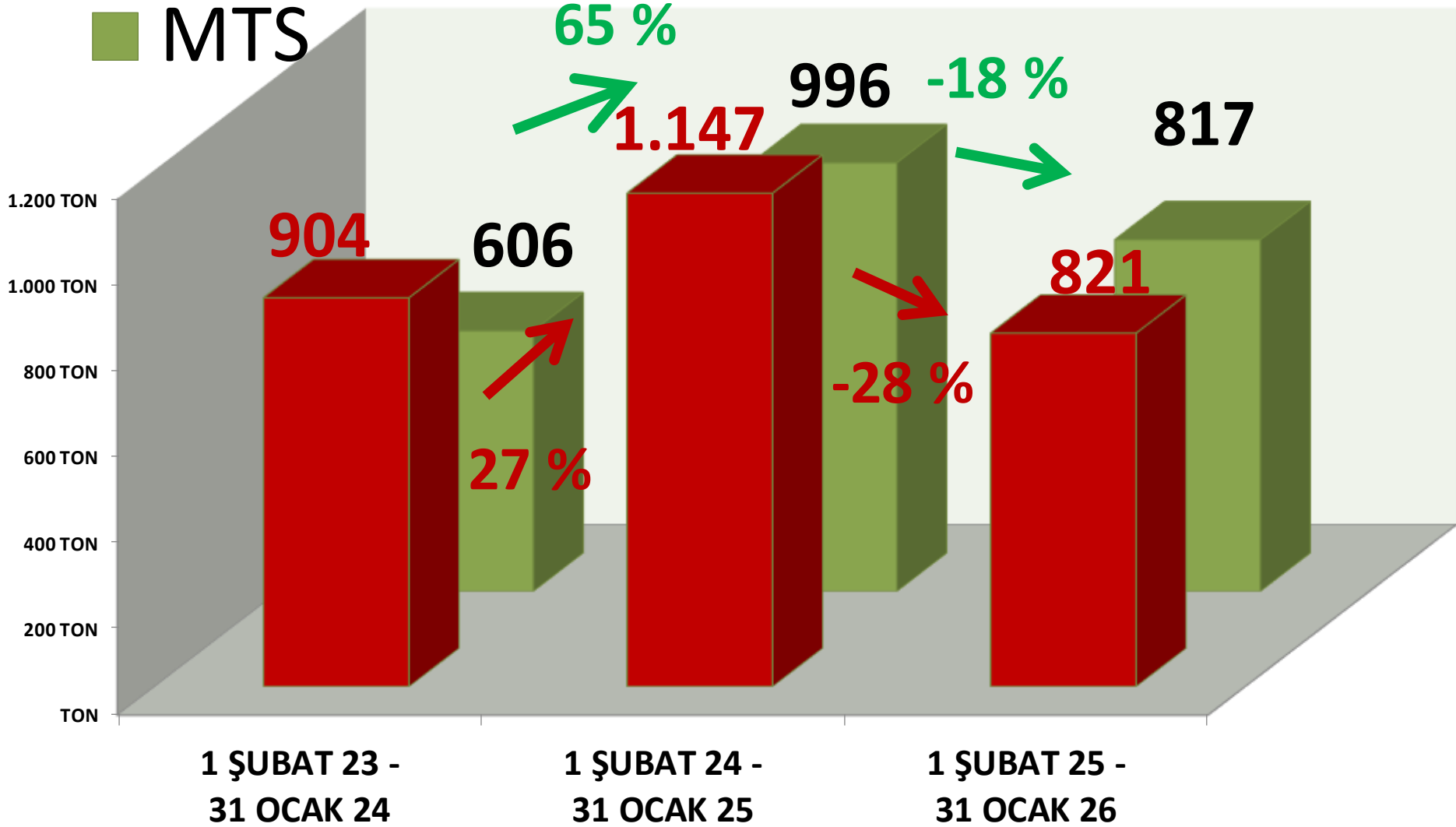




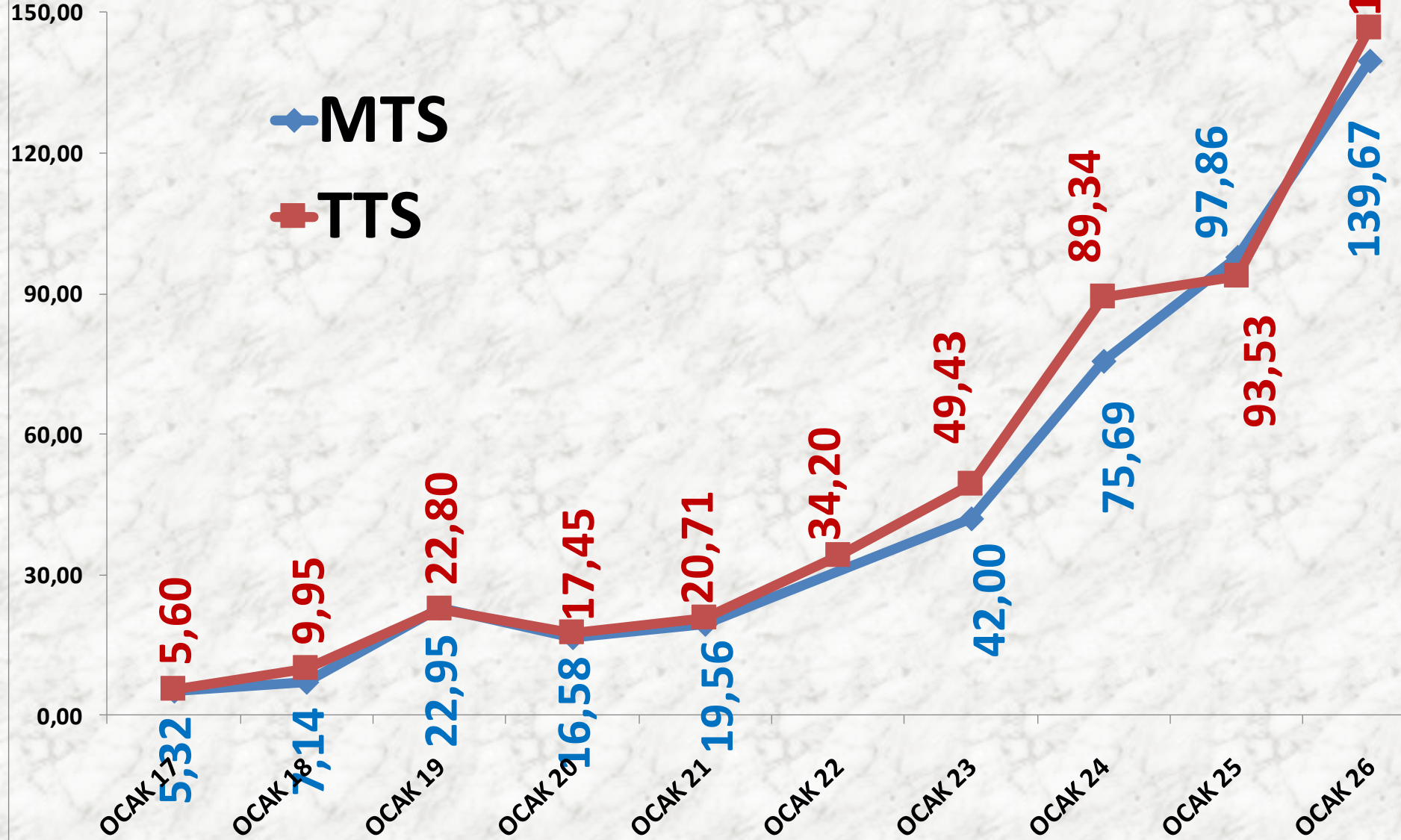
**AYLIK MAVİ MTS İŞLEM MİKTARI ORANLARI**

# TTS YILLIK MAVİ HAŞHAŞ İŞLEM MİKTARI

■ TTS  
■ MTS



# OCAK AYLARI MAVİ HAŞHAŞ FİYAT TRENDİ (TL)



# KÜTLÜ PAMUK

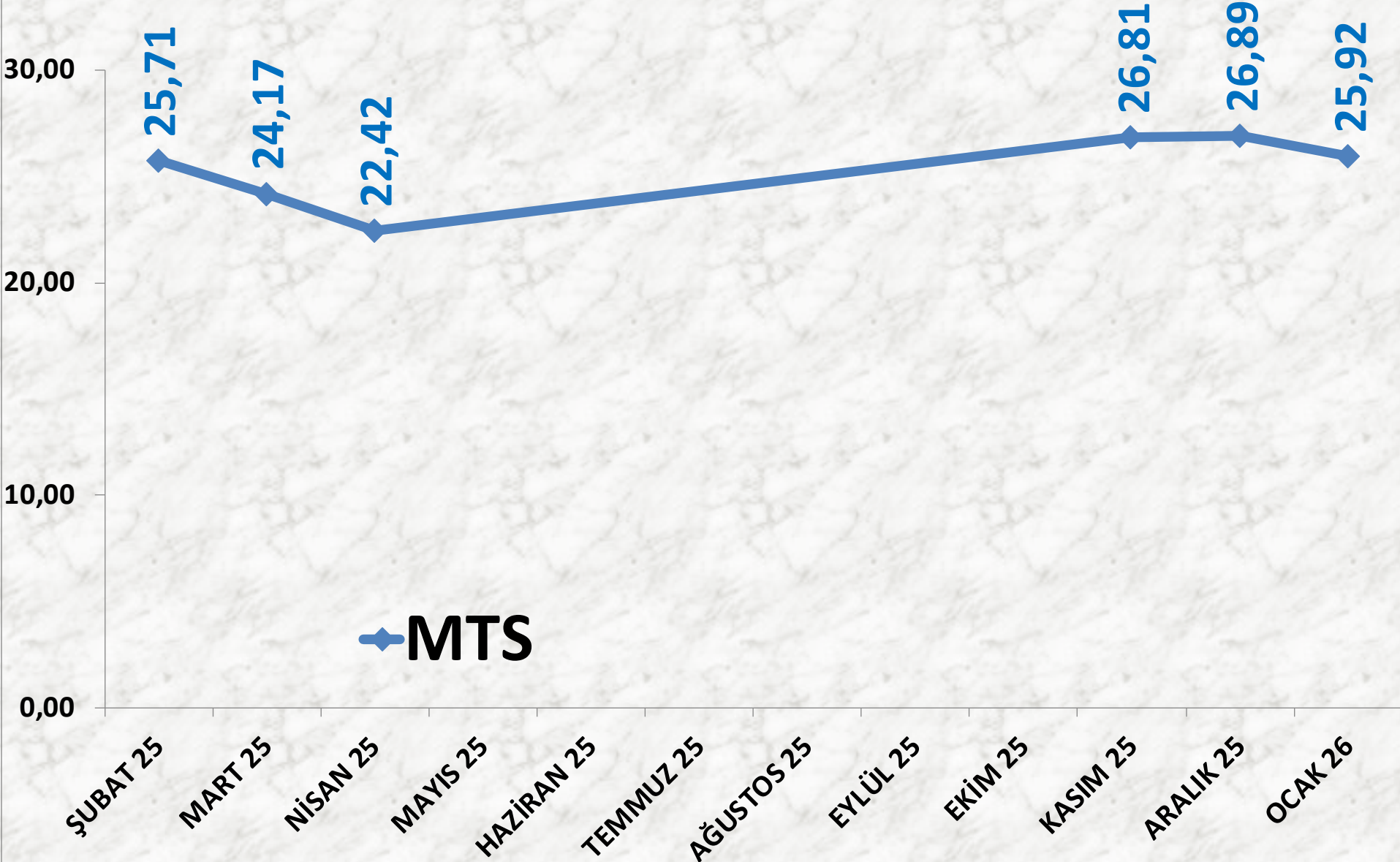
İŞLEM MİKTARI TON	2024 OCAK	2025 OCAK		2026 OCAK	
	MTS	12.155 TON	-69%	3.782 TON	-33%

EN AZ FİYAT	2024 OCAK	2025 OCAK		2026 OCAK	
	MTS	14,16 TL	41%	20,00 TL	15%

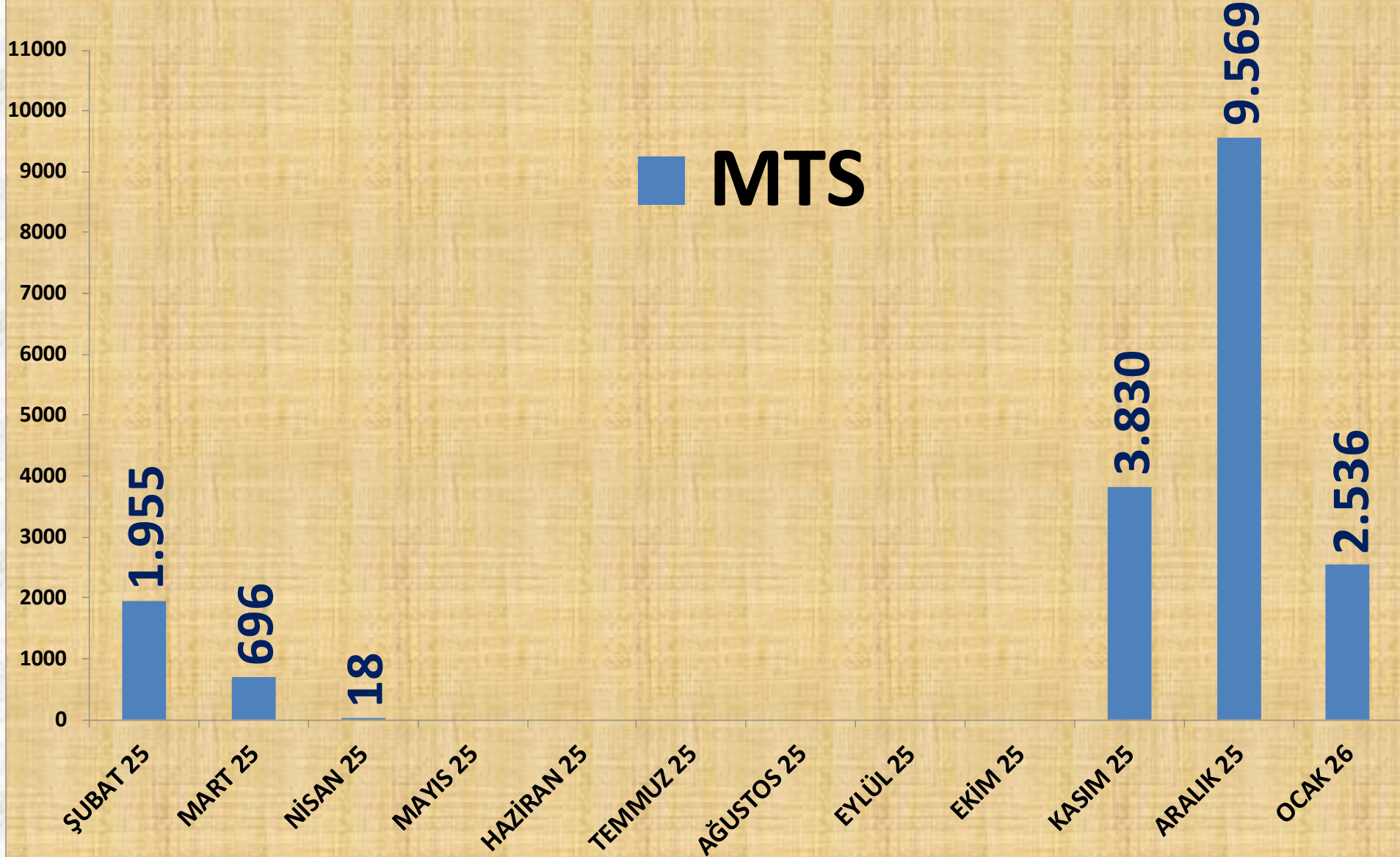
EN ÇOK FİYAT	2024 OCAK	2025 OCAK		2026 OCAK	
	MTS	21,36 TL	19%	25,50 TL	10%

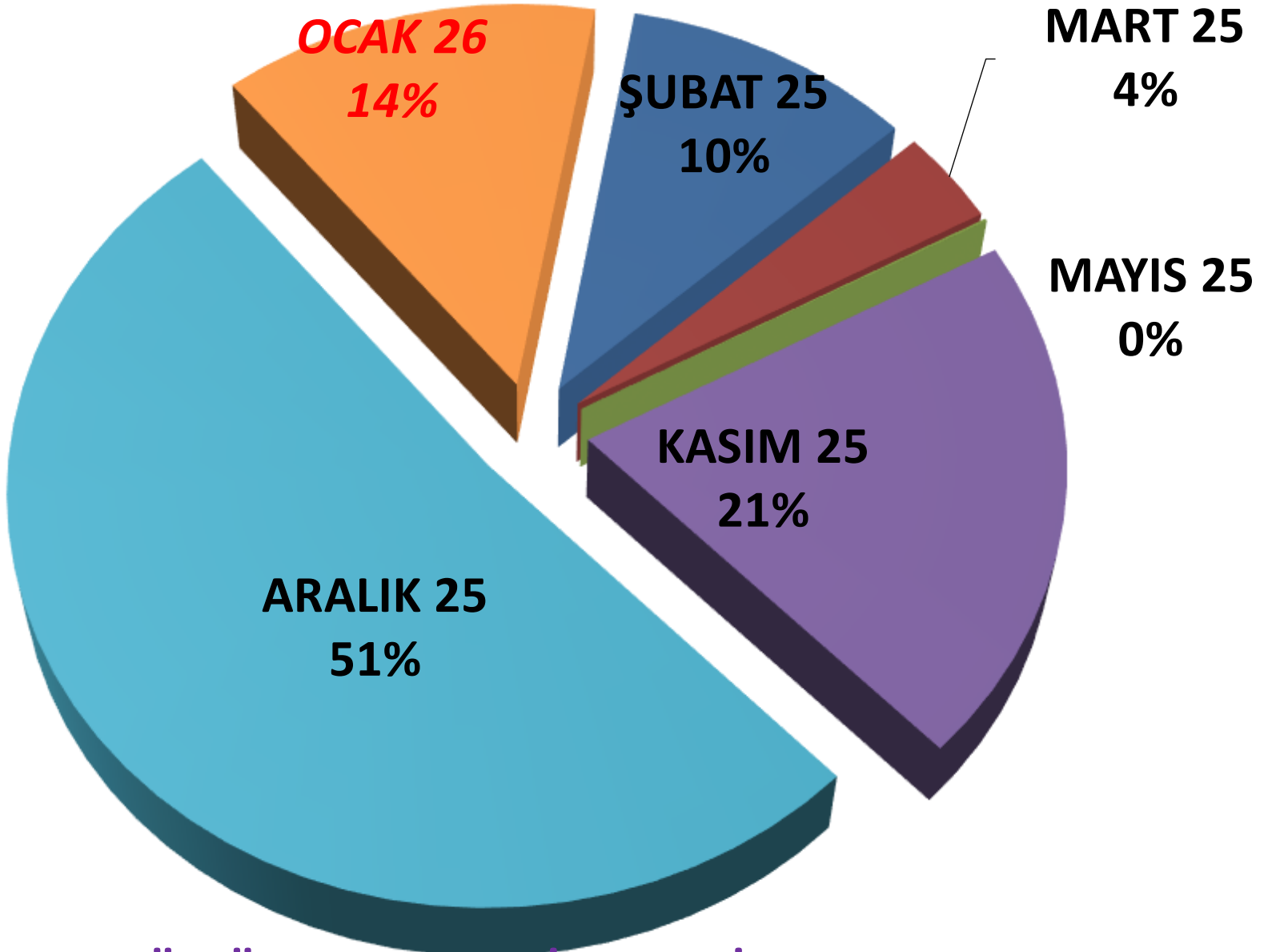
ORTALAMA FİYAT	2024 OCAK	2025 OCAK		2026 OCAK	
	MTS	17,20 TL	34%	23,08 TL	12%

# AYLIK KÜTLÜ PAMUK FİYAT TRENDİ (TL)



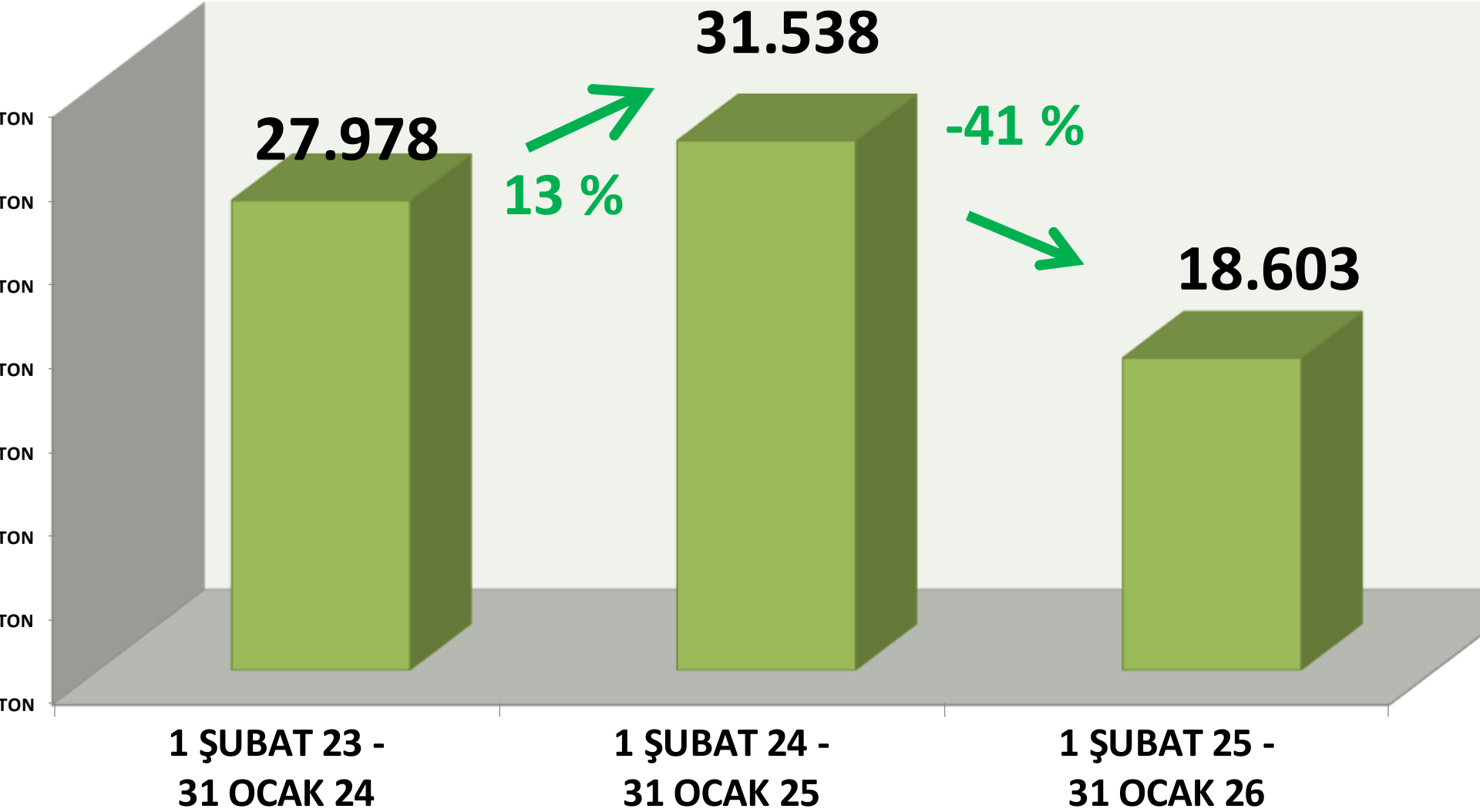
# AYLIK KÜTLÜ PAMUK İŞLEM MİKTARI (TON)



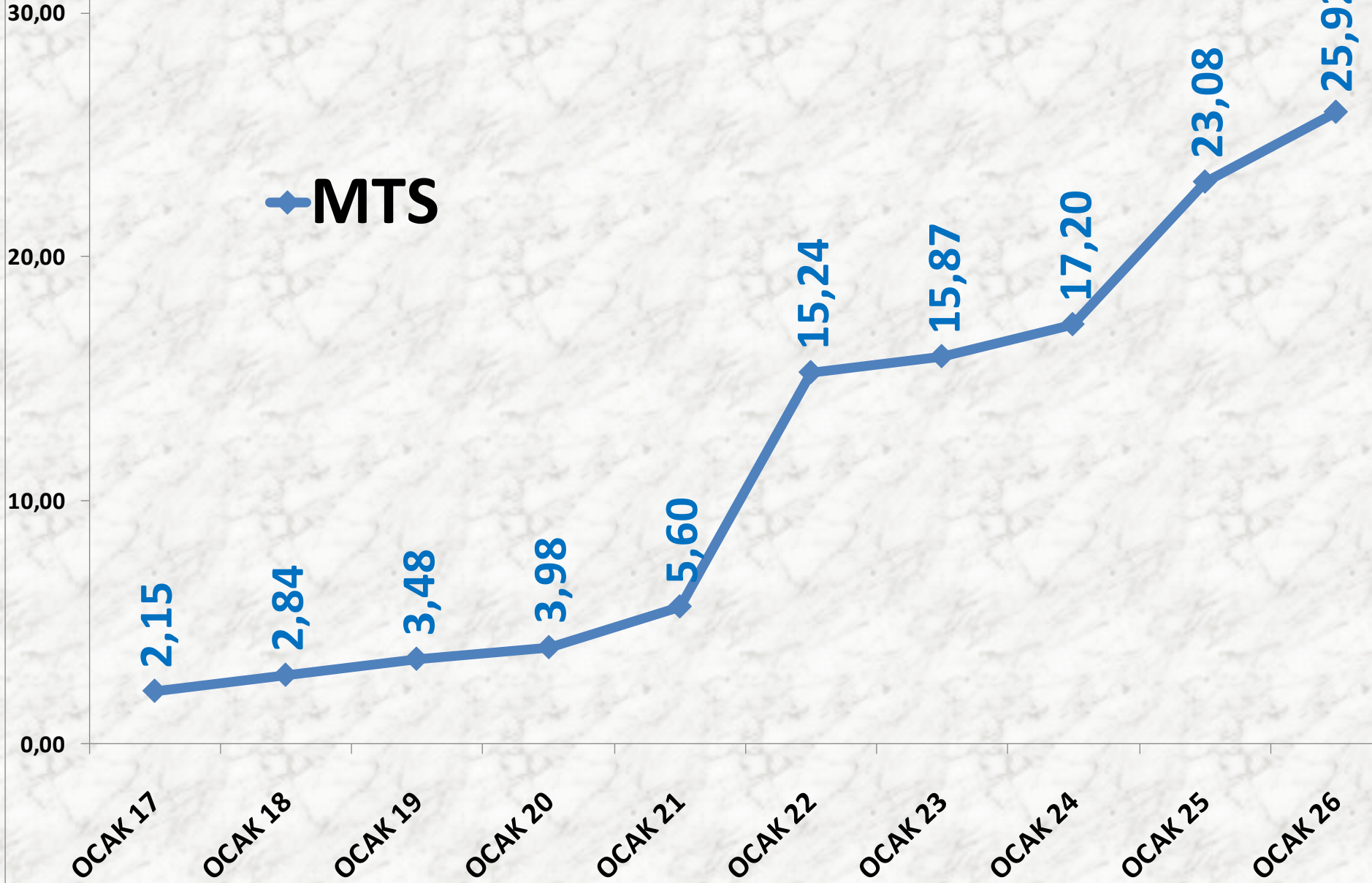


**AYLIK KÜTLÜ PAMUK MTS İŞLEM MİKTARI ORANLARI**

# YILLIK KÜTLÜ PAMUK İŞLEM MİKTARI (TON)



# OCAK AYLARI ÇİĞİTLİ PAMUK FİYAT TRENDİ (TL)



# MAHLIÇ PAMUK

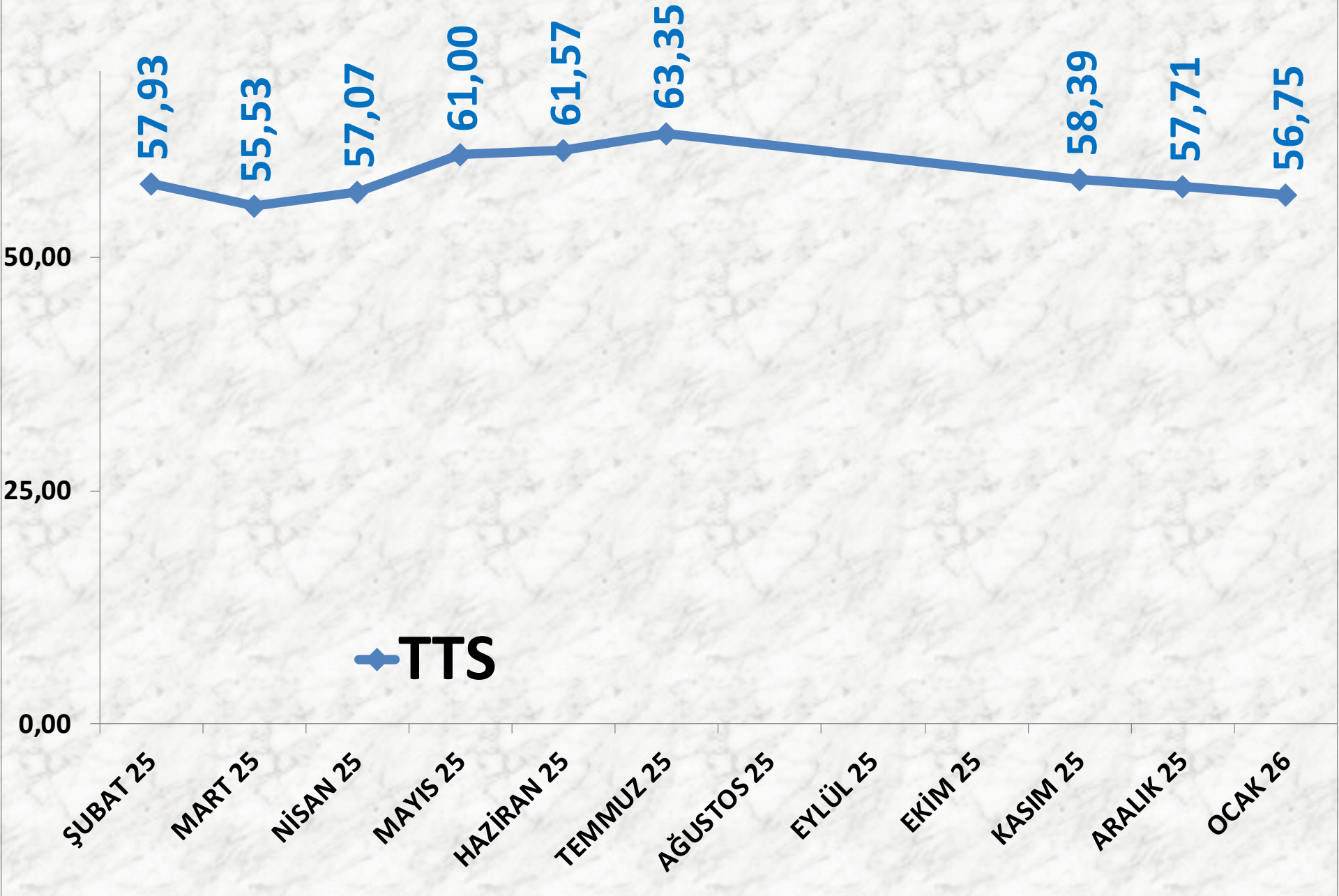
<b>İŞLEM MİKTARI TON</b>	<b>2024 OCAK</b>	<b>2025 OCAK</b>		<b>2026 OCAK</b>	
MTS	349 TON	-2%	342 TON	25%	428 TON

<b>EN AZ FİYAT</b>	<b>2024 OCAK</b>	<b>2025 OCAK</b>		<b>2026 OCAK</b>	
MTS	39,00 TL	38%	54,00 TL	2%	55,00 TL

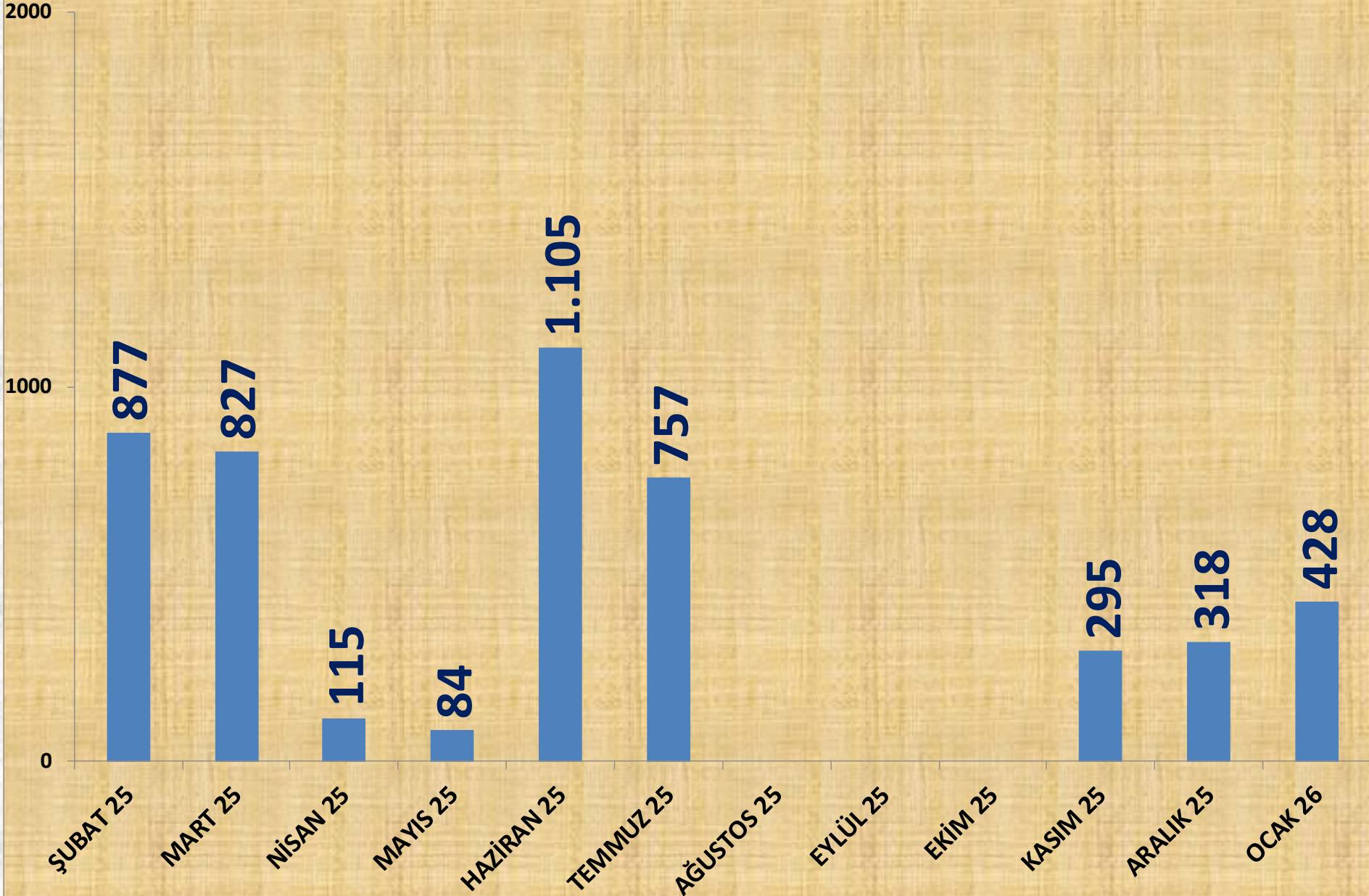
<b>EN ÇOK FİYAT</b>	<b>2024 OCAK</b>	<b>2025 OCAK</b>		<b>2026 OCAK</b>	
MTS	46,00 TL	27%	58,50 TL	6%	62,00 TL

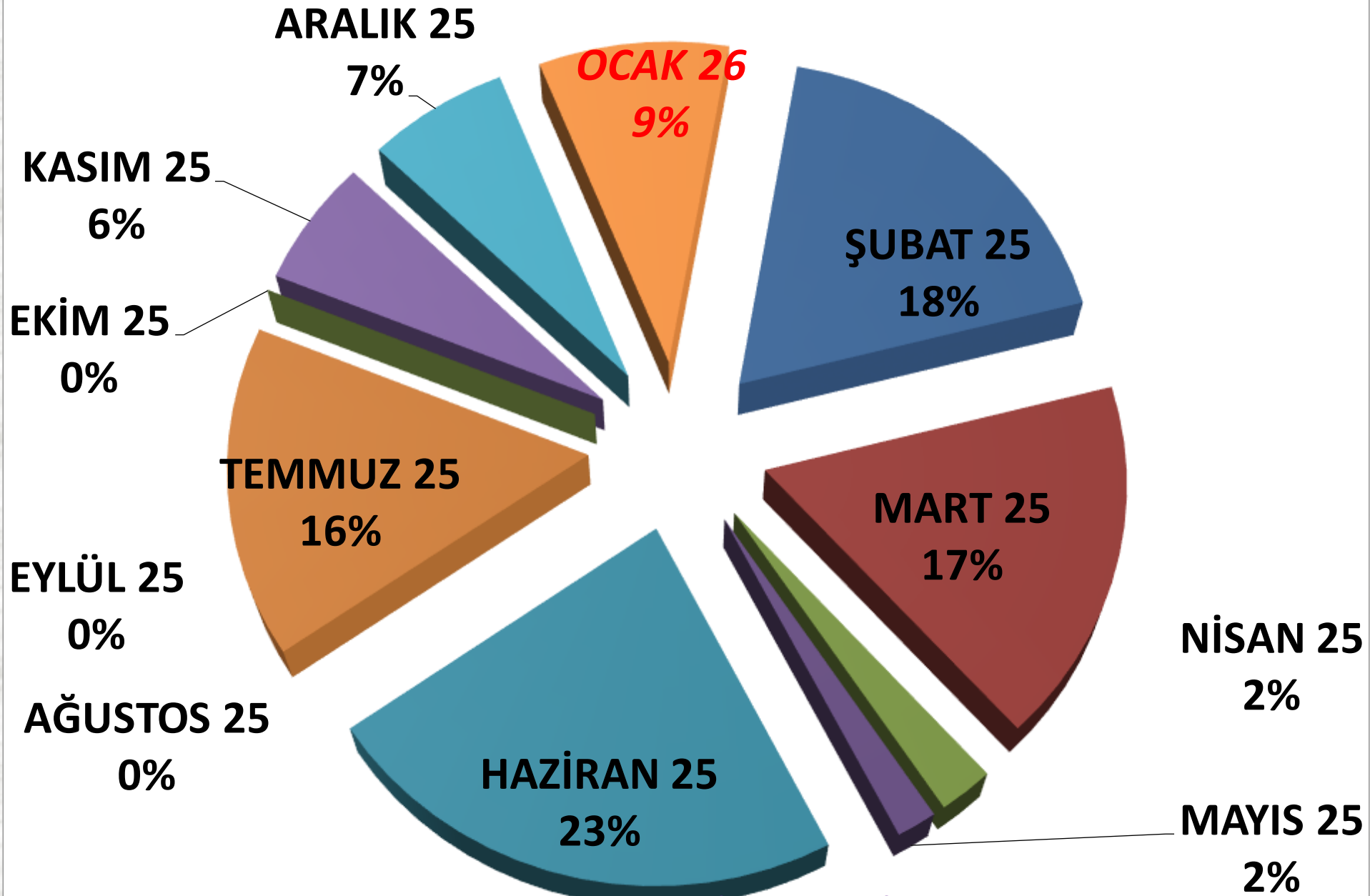
<b>ORTALAMA FİYAT</b>	<b>2024 OCAK</b>	<b>2025 OCAK</b>		<b>2026 OCAK</b>	
MTS	44,94 TL	23%	55,38 TL	2%	56,75 TL

# AYLIK MAHLIÇ PAMUK FİYAT TRENDİ (TL)



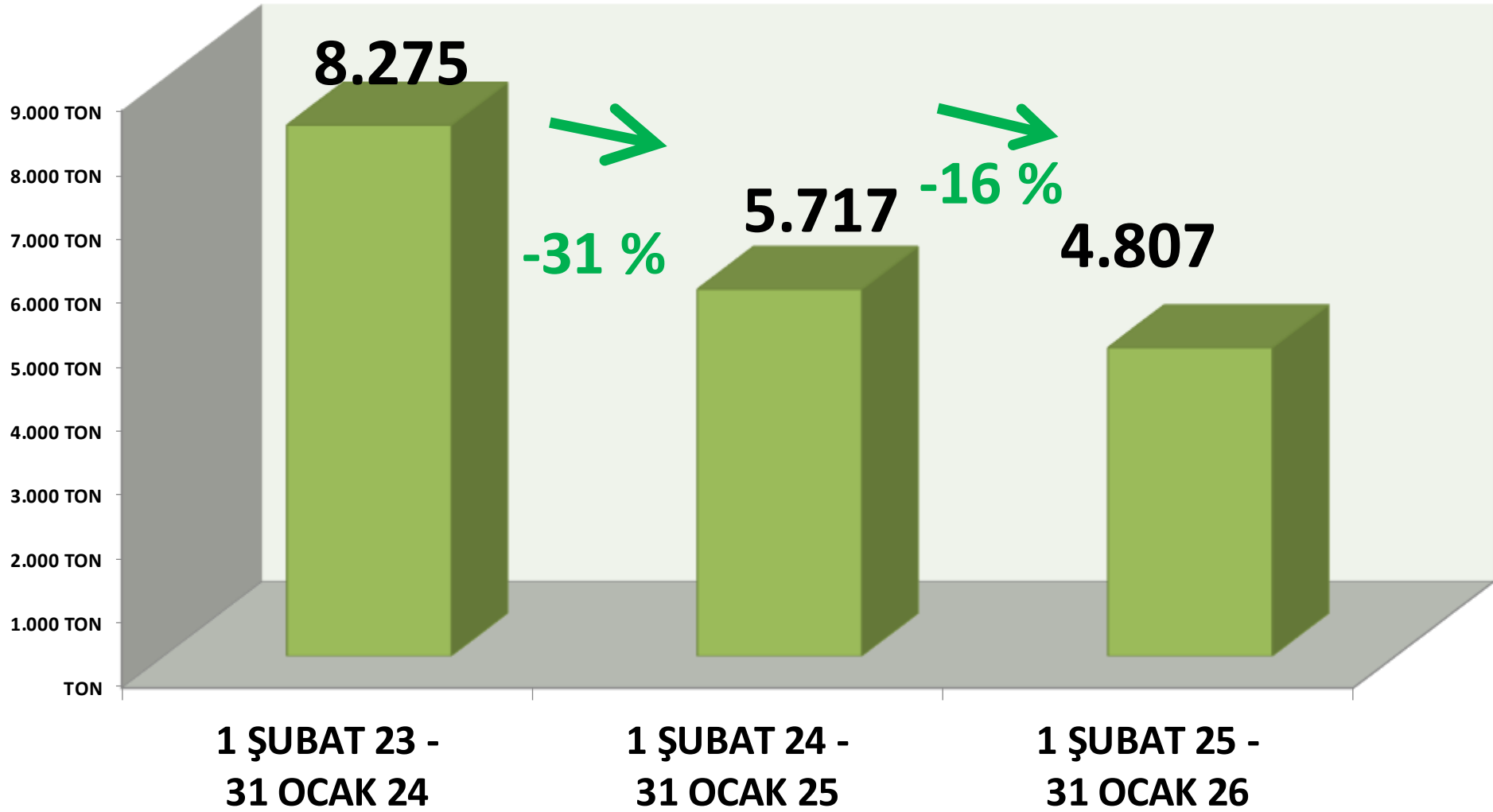
# AYLIK MAHLIÇ PAMUK İŞLEM MİKTARI (TON)



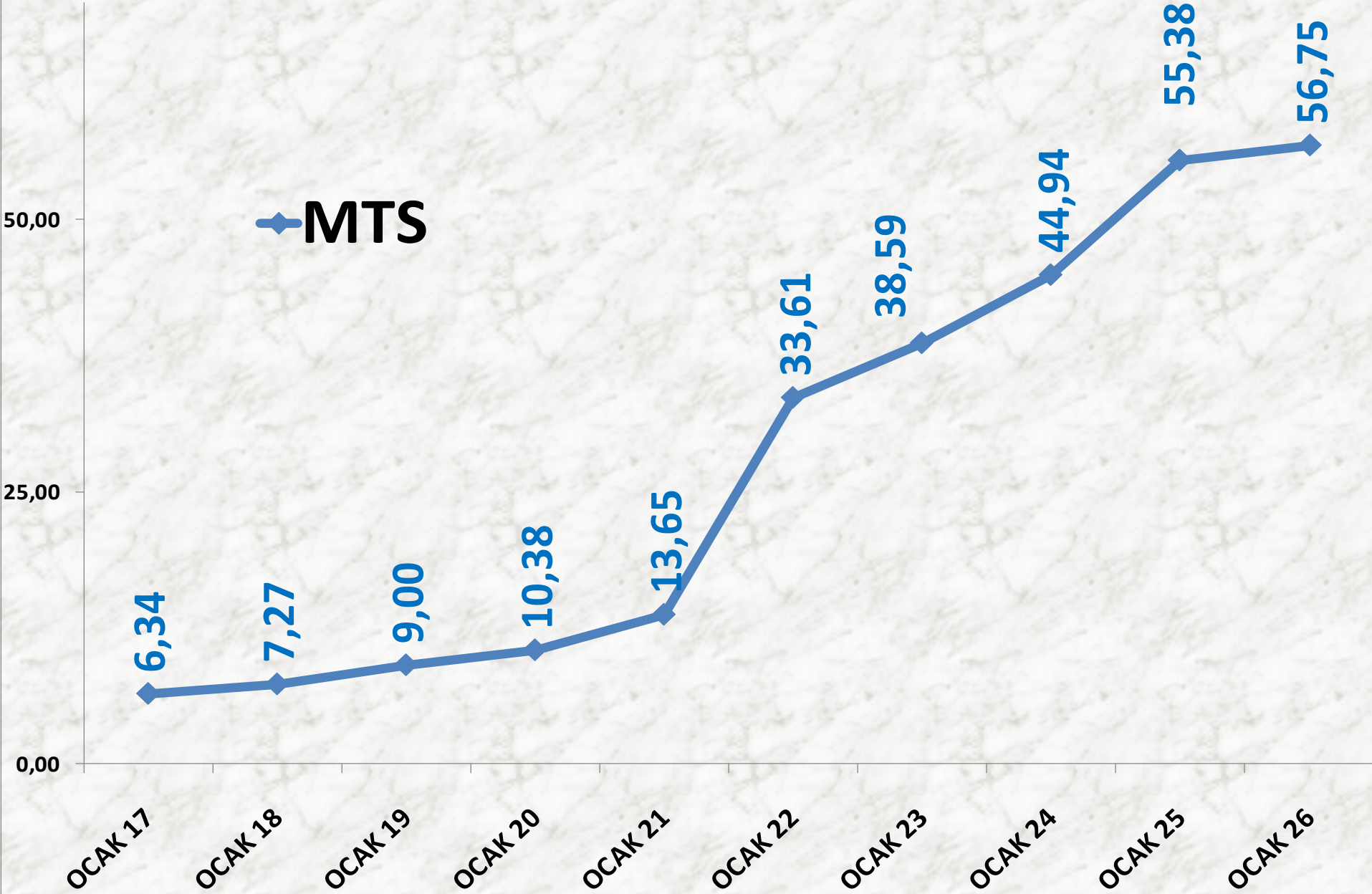


**AYLIK MAHLIÇ PAMUK MTS İŞLEM MİKTARI ORANLARI**

# YILLIK MAHLIÇ PAMUK İŞLEM MİKTARI



# OCAK AYLARI MAHLIÇ PAMUK FİYAT TRENDİ (TL)



# KEKİK

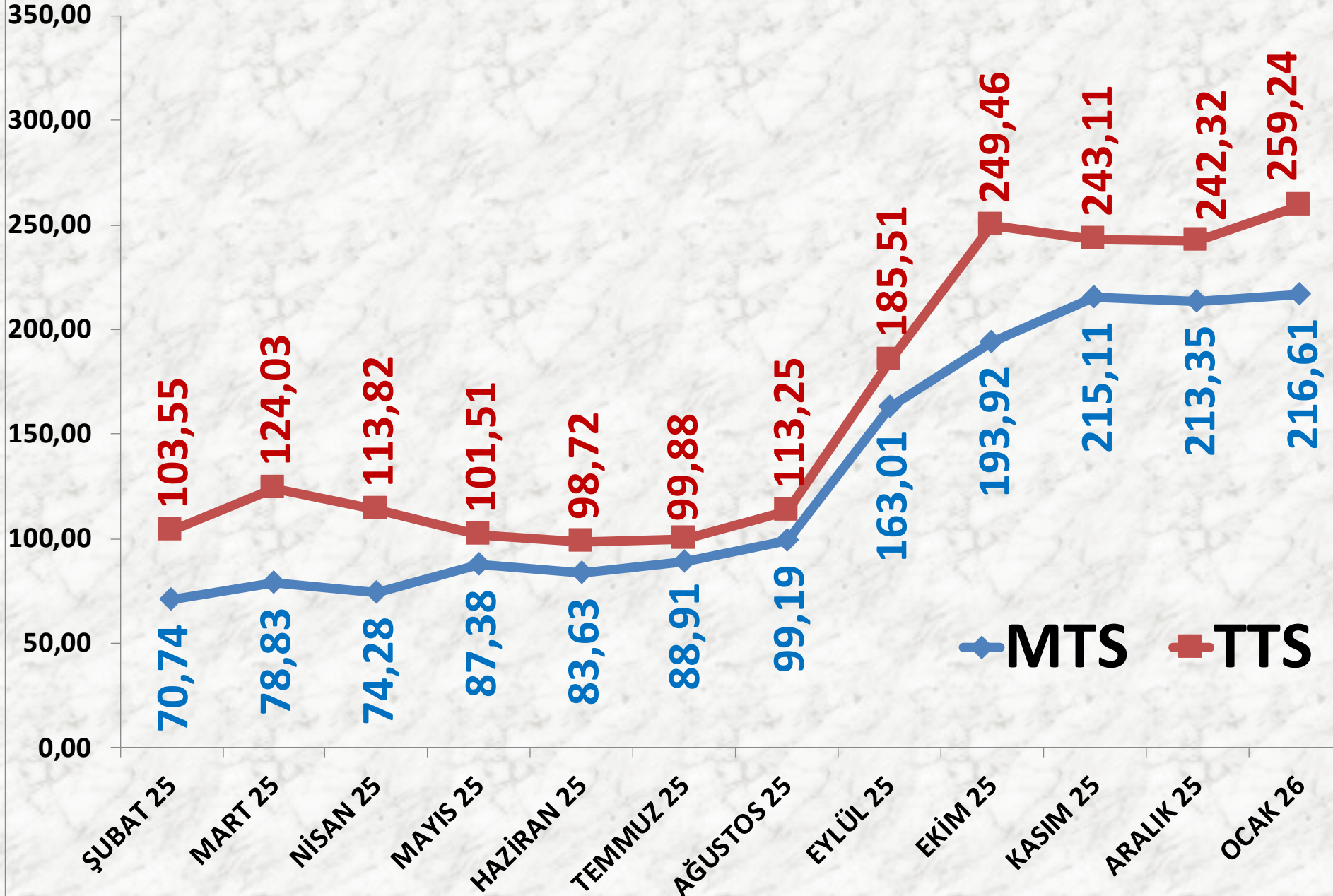
<b>İŞLEM MİKTARI TON</b>	<b>2024 OCAK</b>	<b>2025 OCAK</b>		<b>2026 OCAK</b>	
MTS	730 TON	-10%	654 TON	-35%	425 TON
TTS	624 TON	-1%	616 TON	-41%	365 TON

<b>EN AZ FİYAT</b>	<b>2024 OCAK</b>	<b>2025 OCAK</b>		<b>2026 OCAK</b>	
MTS	12,27 TL	149%	30,61 TL	194%	90,00 TL
TTS	29,70 TL	52%	45,00 TL	22%	55,00 TL

<b>EN ÇOK FİYAT</b>	<b>2024 OCAK</b>	<b>2025 OCAK</b>		<b>2026 OCAK</b>	
MTS	38,37 TL	108%	80,00 TL	338%	350,00 TL
TTS	80,00 TL	19%	95,00 TL	460%	532,47 TL

<b>ORTALAMA FİYAT</b>	<b>2024 OCAK</b>	<b>2025 OCAK</b>		<b>2026 OCAK</b>	
MTS	22,75 TL	181%	63,91 TL	239%	216,61 TL
TTS	28,21 TL	134%	65,89 TL	293%	259,24 TL

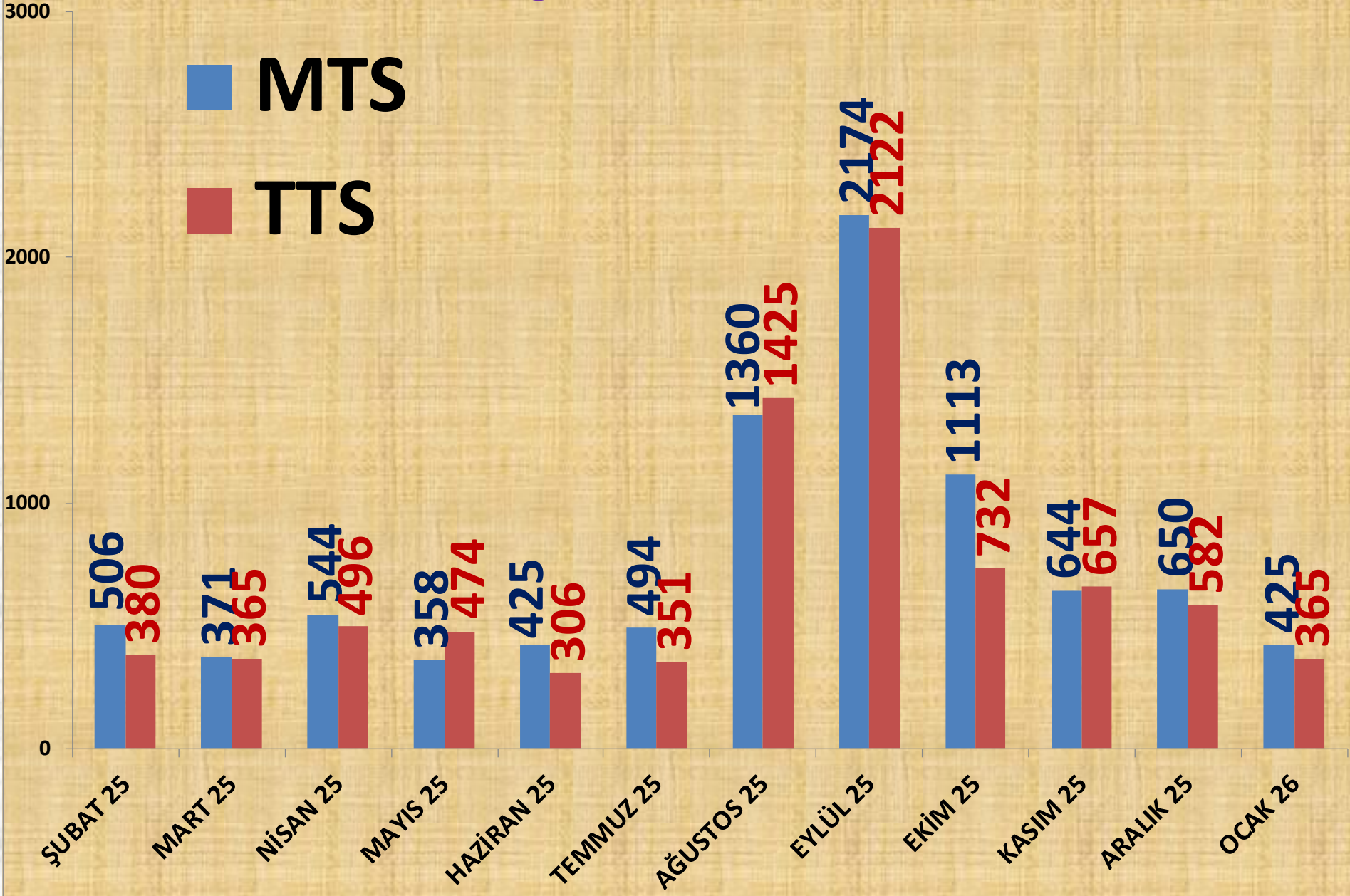
# AYLIK KEKİK FİYAT TRENDİ (TL)



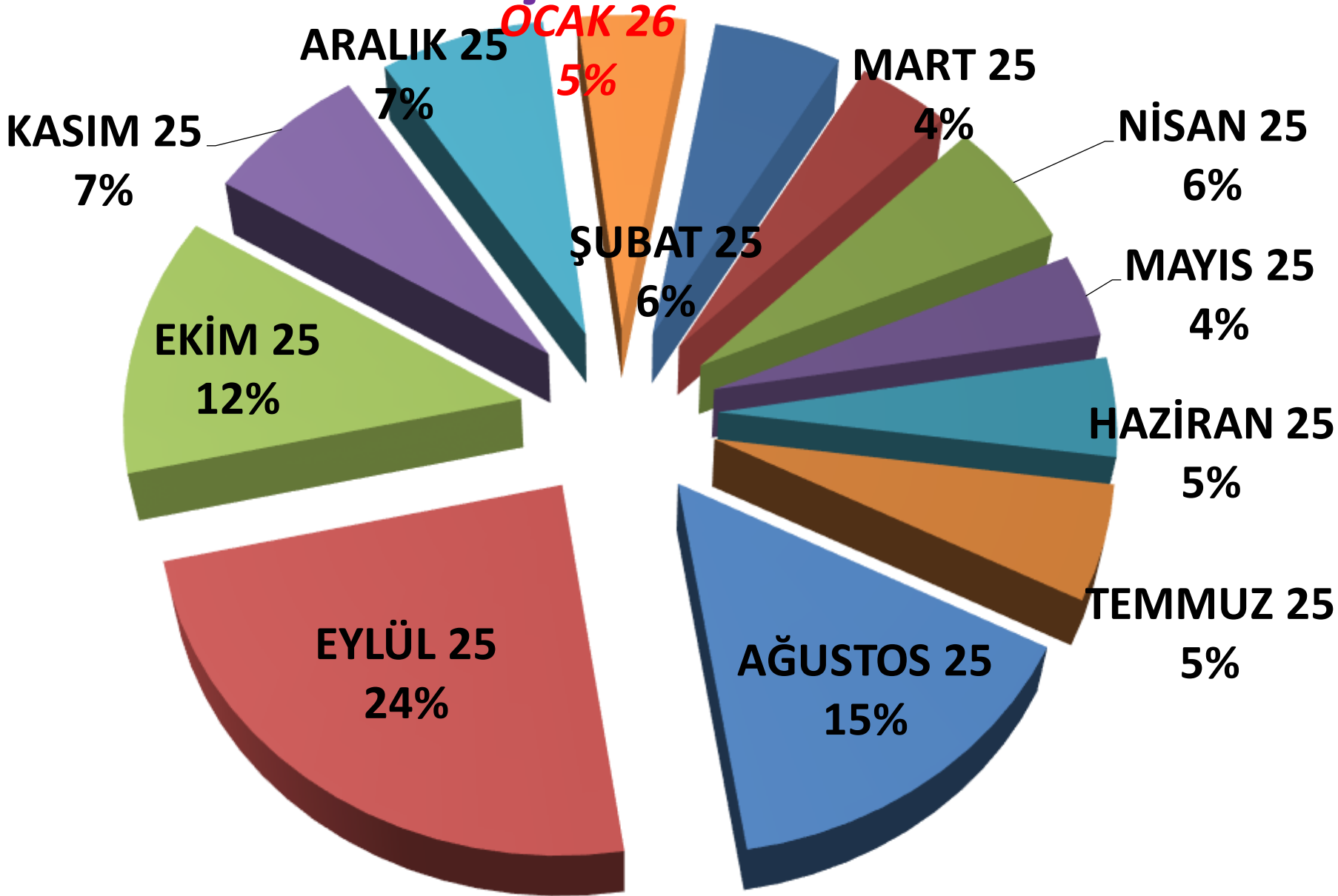
# AYLIK KEKİK İŞLEM MİKTARI (TON)

■ MTS

■ TTS



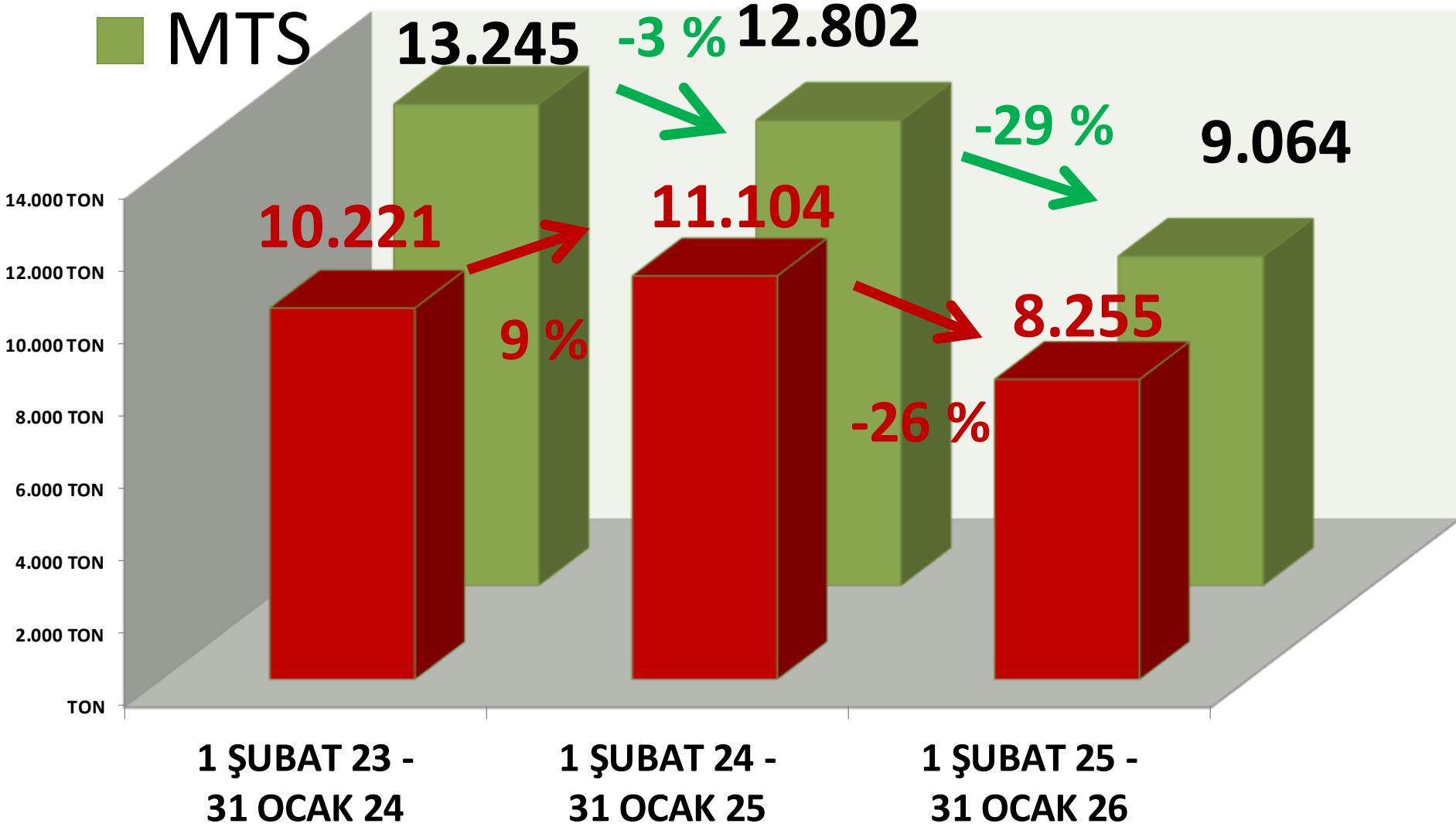
# AYLIK KEKİK MTS İŞLEM MİKTARI ORANLARI



■ TTS

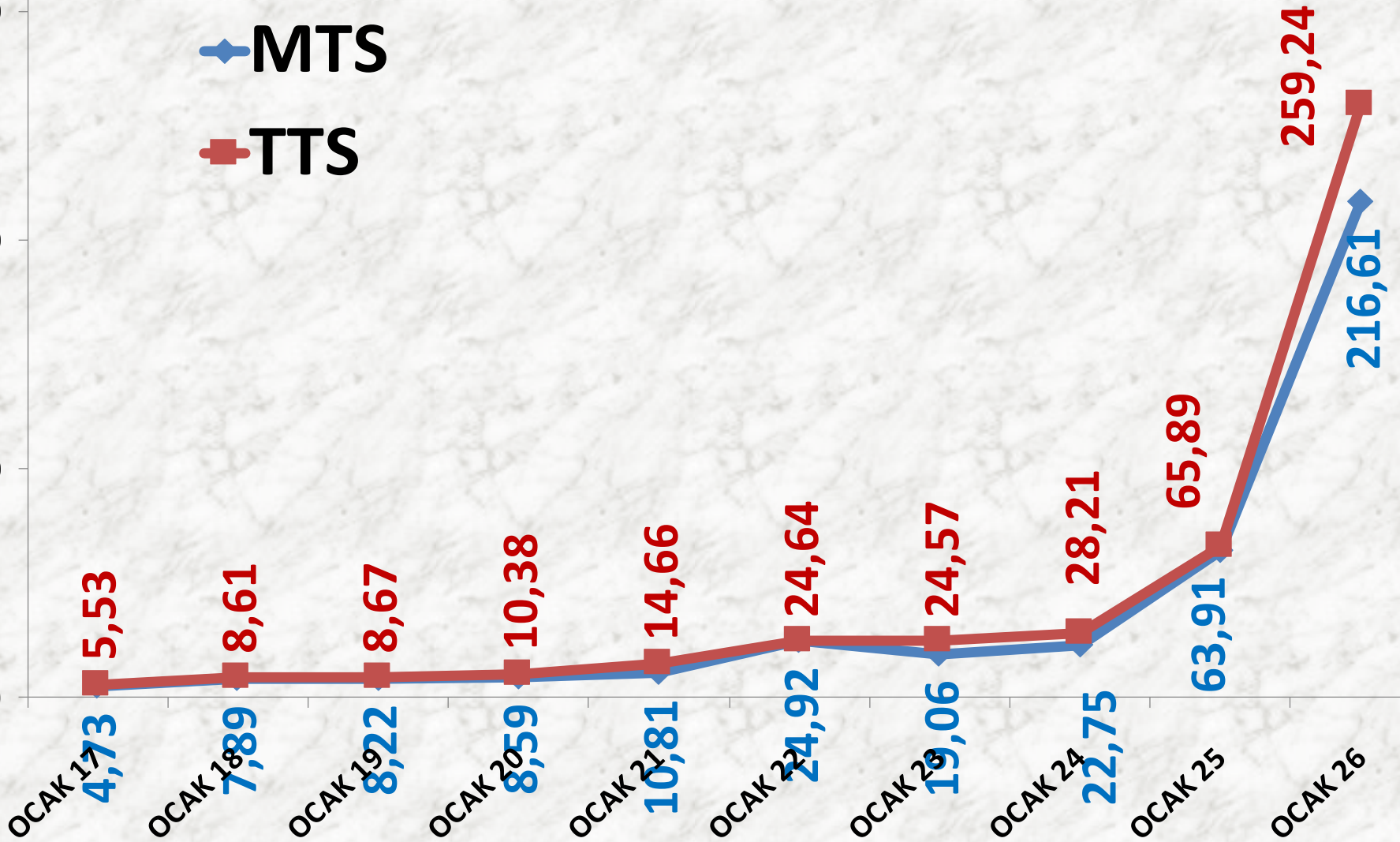
# YILLIK KEKİK İŞLEM MİKTARI (TON)

■ MTS



# OCAK AYLARI KEKİK FİYAT TRENDİ (TL)

◆ MTS  
■ TTS



# ANASON

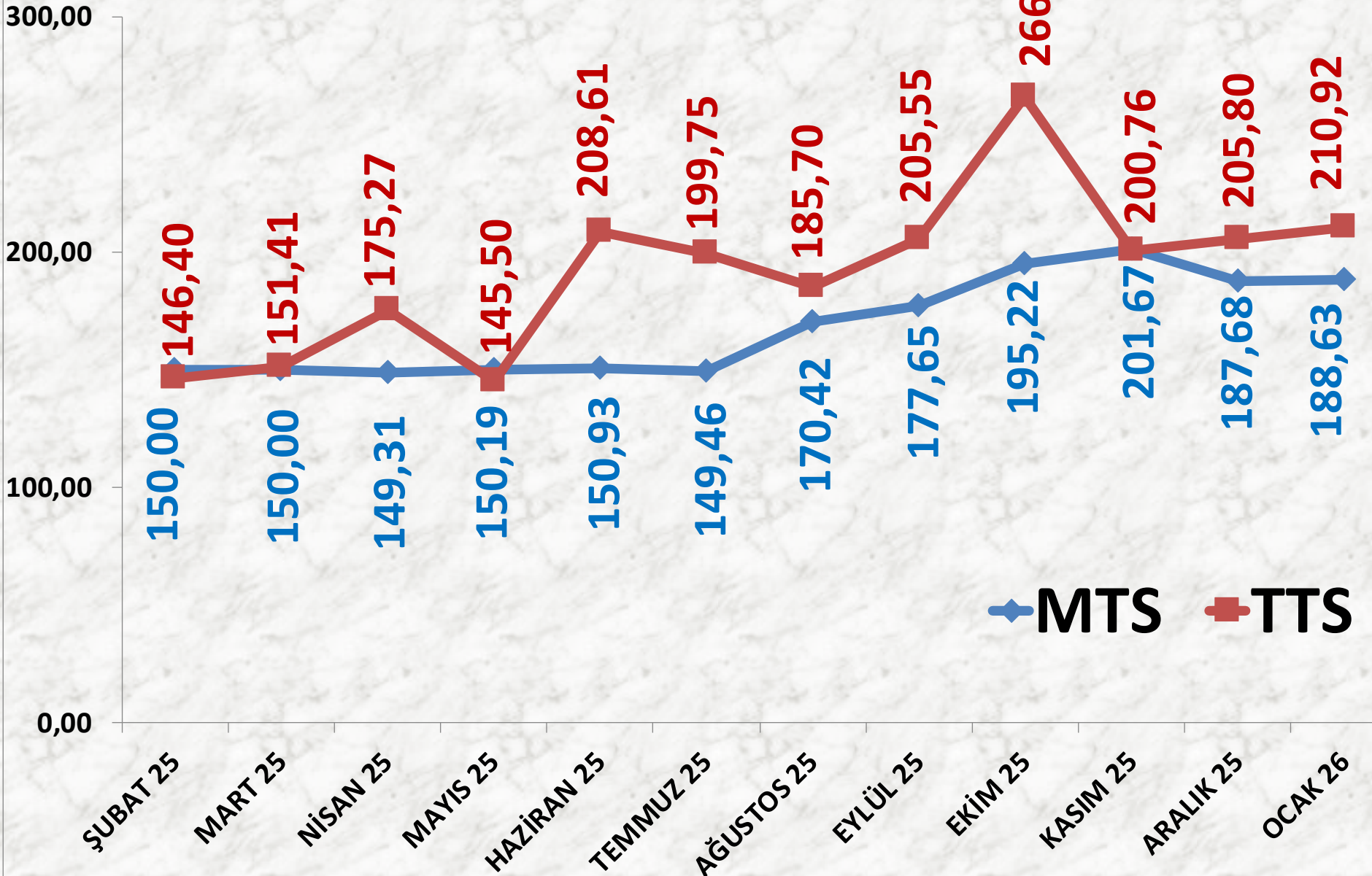
<b>İŞLEM MİKTARI TON</b>	<b>2024 OCAK</b>	<b>2025 OCAK</b>		<b>2026 OCAK</b>	
MTS	0	-	282 TON	24%	349 TON
TTS	109	56%	170 TON	-38%	106 TON

<b>EN AZ FİYAT</b>	<b>2024 OCAK</b>	<b>2025 OCAK</b>		<b>2026 OCAK</b>	
MTS	-	-	90,00 TL	42%	127,55 TL
TTS	135,00 TL	16%	156,44 TL	32%	207,00 TL

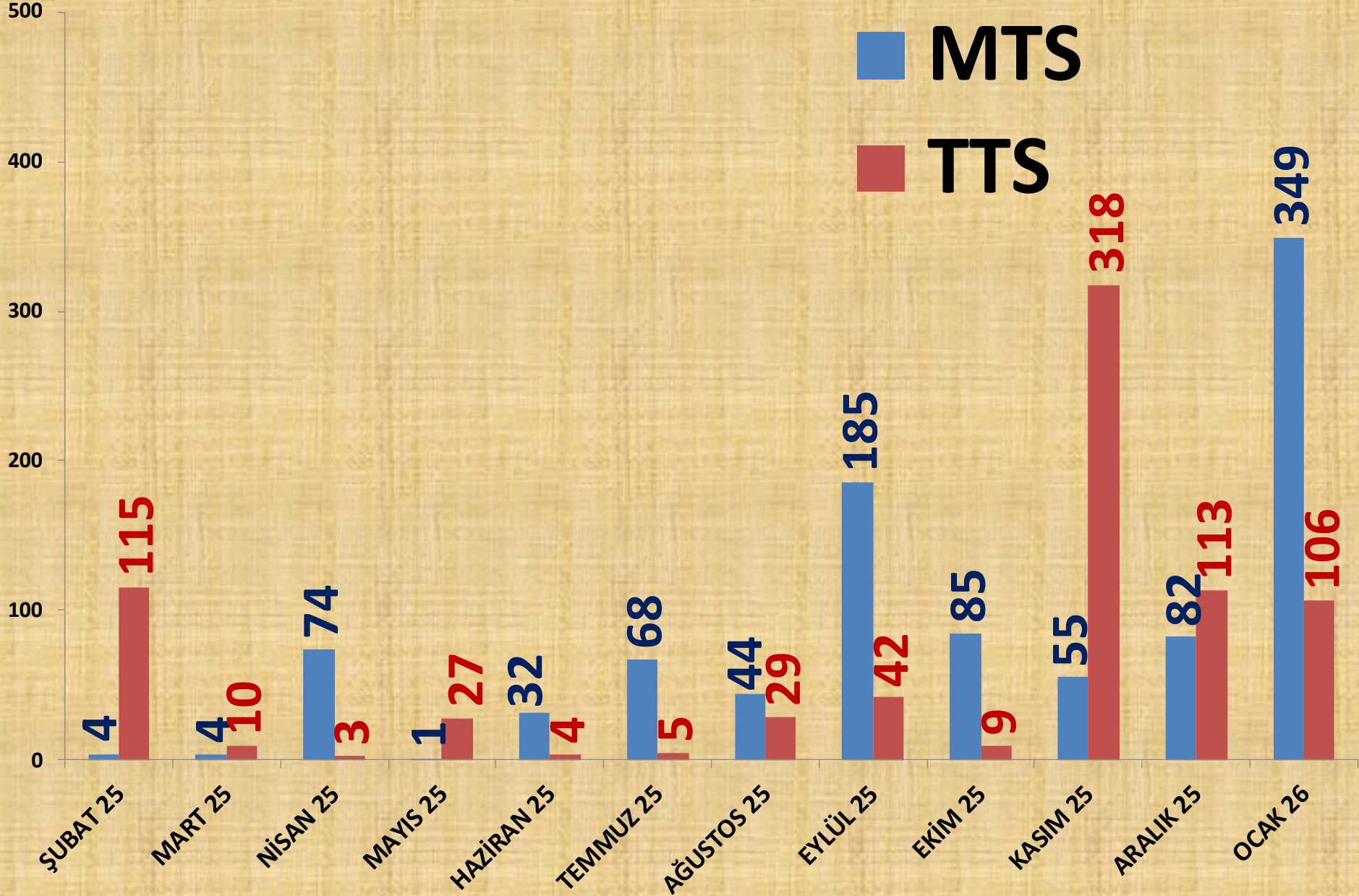
<b>EN ÇOK FİYAT</b>	<b>2024 OCAK</b>	<b>2025 OCAK</b>		<b>2026 OCAK</b>	
MTS	-	-	155,00 TL	35%	210,00 TL
TTS	145,94 TL	37%	200,00 TL	45%	290,00 TL

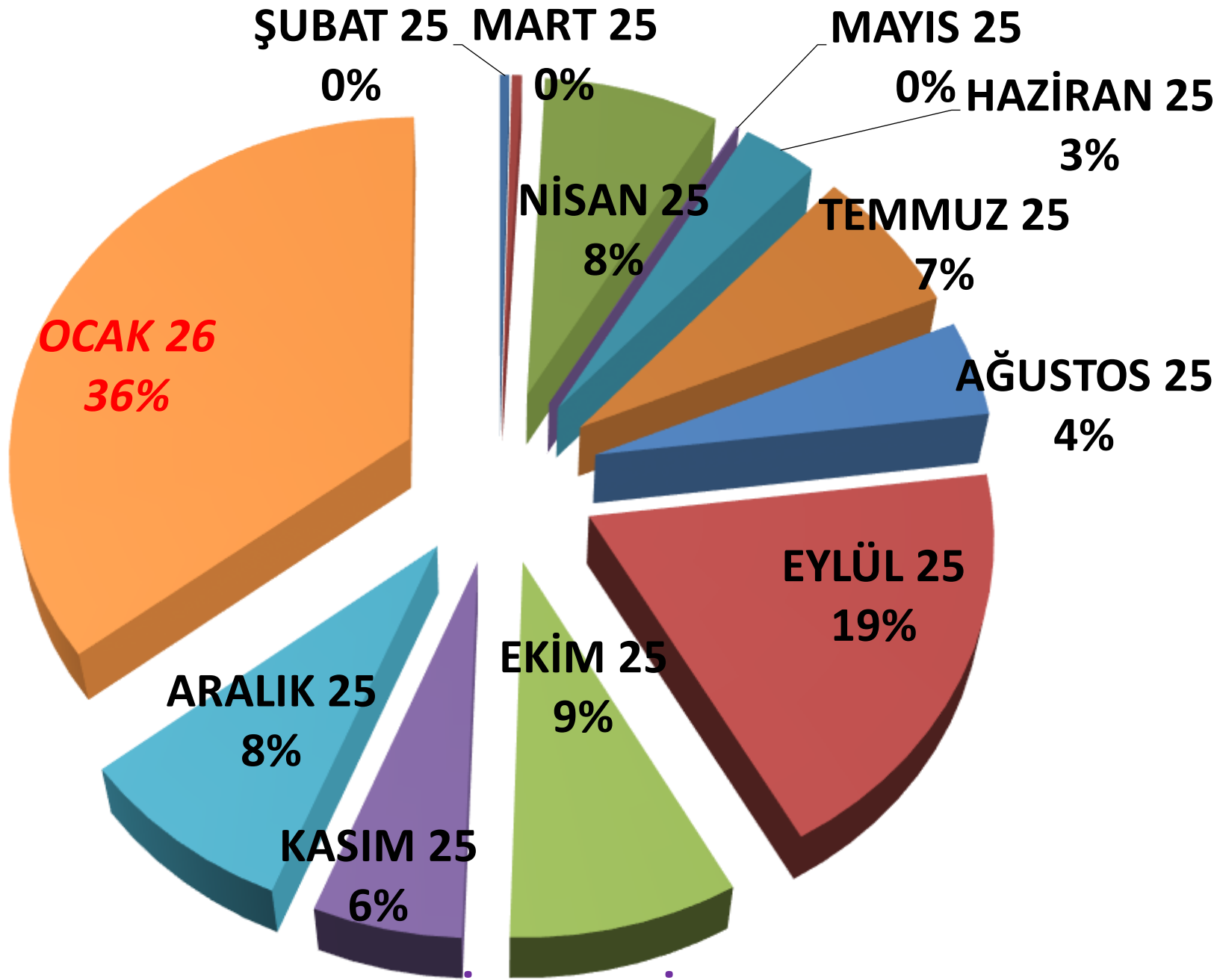
<b>ORTALAMA FİYAT</b>	<b>2024 OCAK</b>	<b>2025 OCAK</b>		<b>2026 OCAK</b>	
MTS	-	-	132,58 TL	42%	188,63 TL
TTS	135,22 TL	16%	156,65 TL	35%	210,92 TL

# AYLIK ANASON FİYAT TRENDİ (TL)



# AYLIK ANASON İŞLEM MİKTARI (TON)





**AYLIK ANASON MTS İŞLEM MİKTARI ORANLARI**

# YILLIK ANASON İŞLEM MİKTARI (TON)

■ MTS

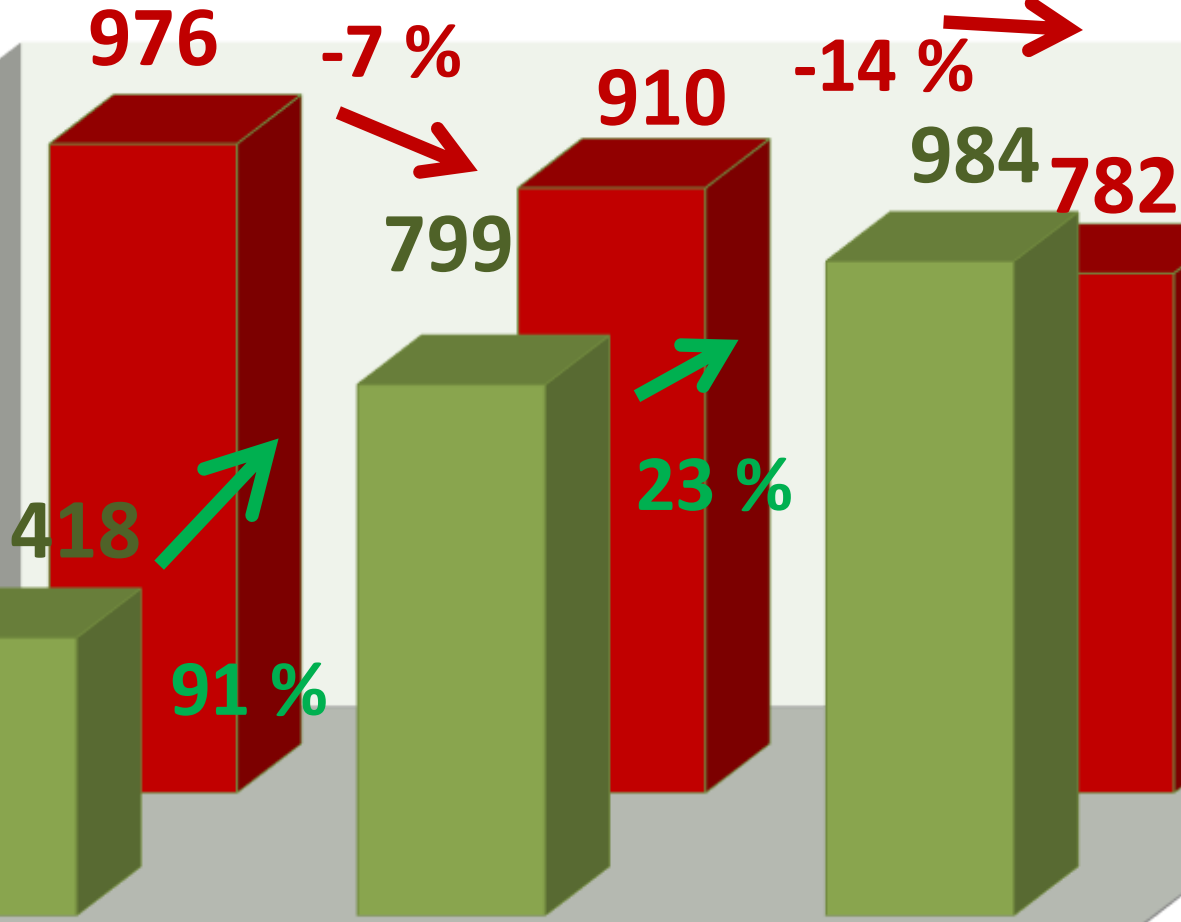
■ TTS

1.000 TON  
900 TON  
800 TON  
700 TON  
600 TON  
500 TON  
400 TON  
300 TON  
200 TON  
100 TON  
TON

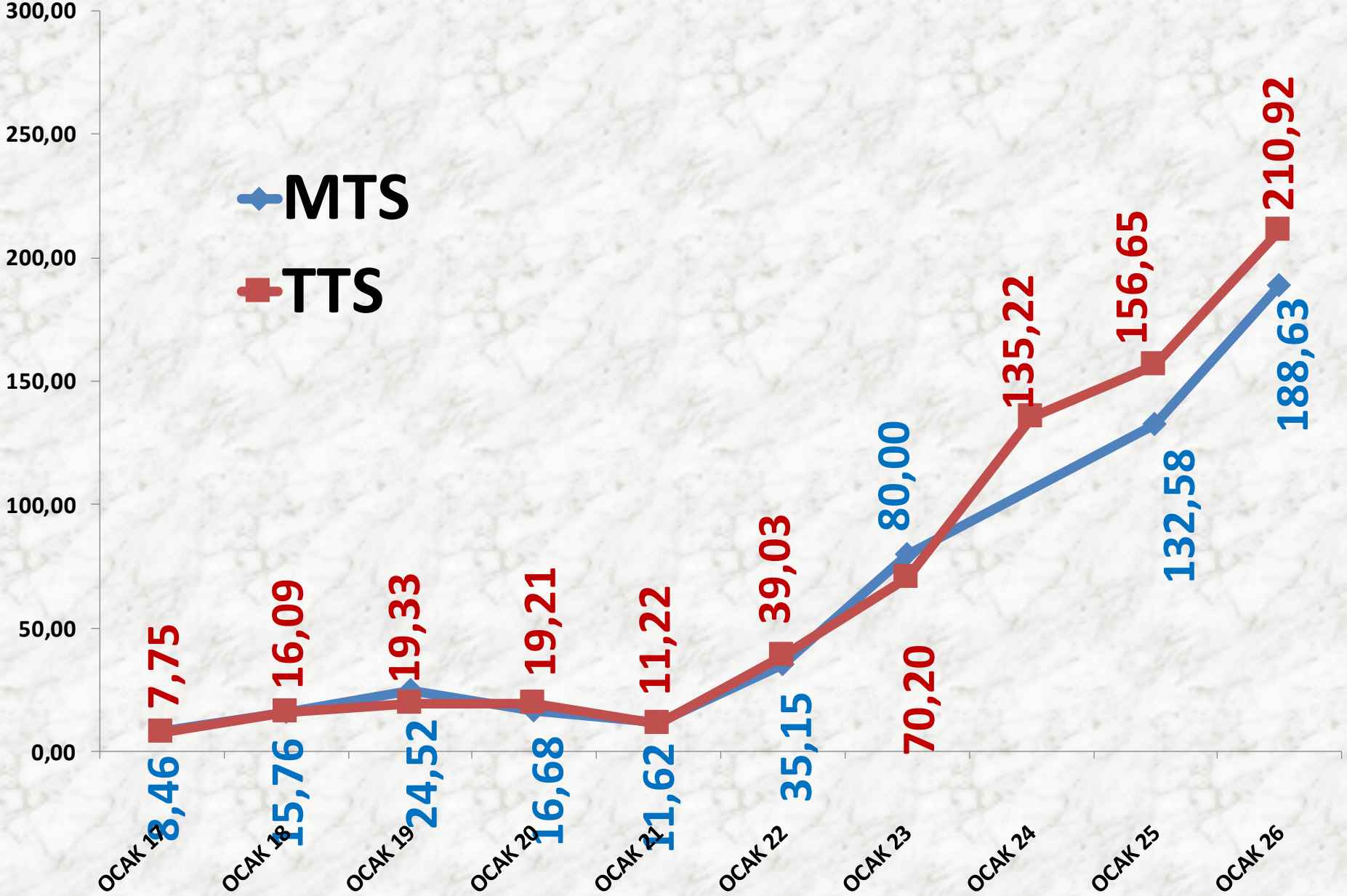
1 ŞUBAT 23 -  
31 OCAK 24

1 ŞUBAT 24 -  
31 OCAK 25

1 ŞUBAT 25 -  
31 OCAK 26



# OCAK AYLARI ANASON FİYAT TRENDİ (TL)



# YAPRAK TÜTÜN

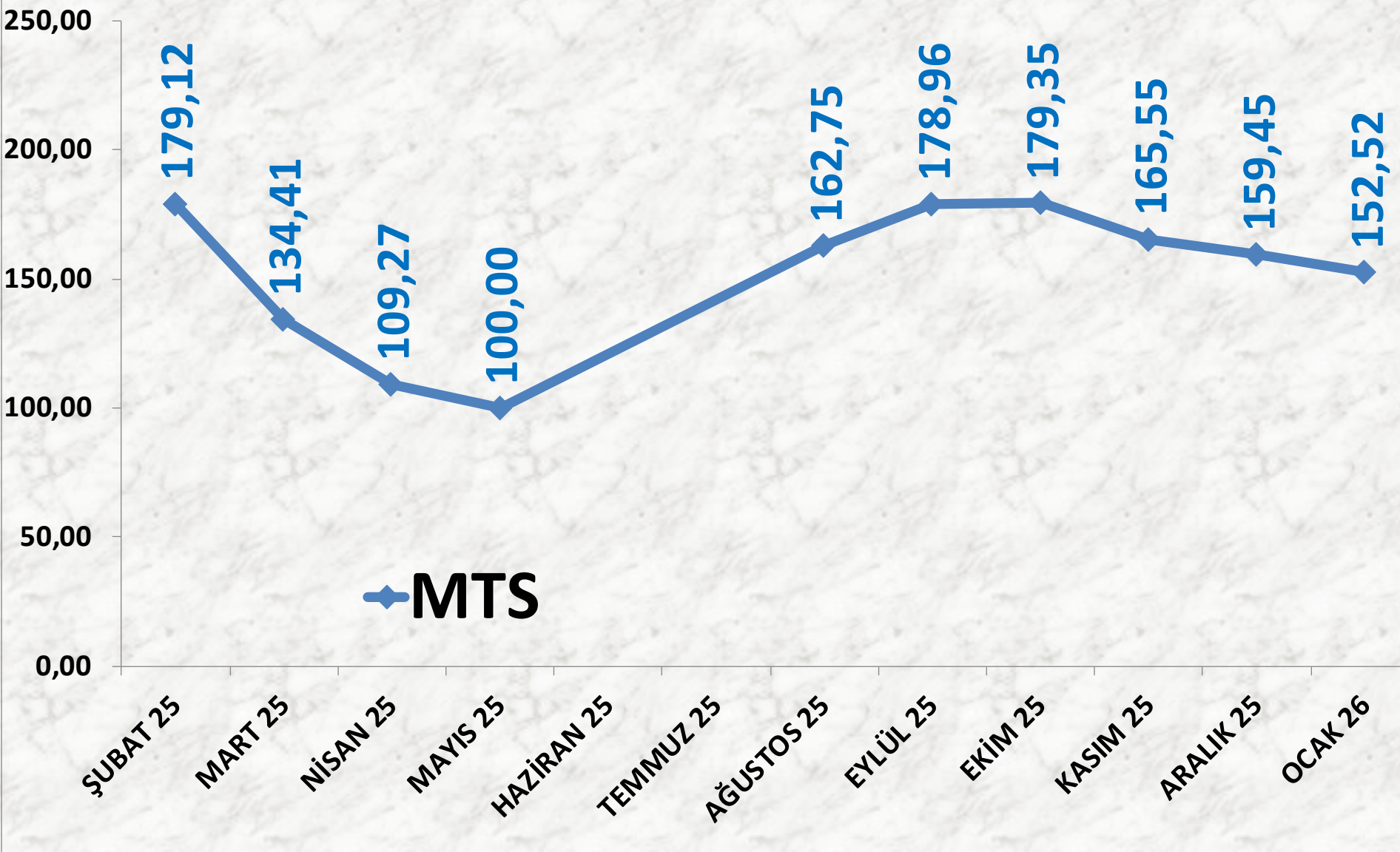
<b>İŞLEM MİKTARI TON</b>	<b>2024 OCAK</b>	<b>2025 OCAK</b>		<b>2026 OCAK</b>	
MTS	1.393 TON	495%	8.291 TON	-93%	561 TON

<b>EN AZ FİYAT</b>	<b>2024 OCAK</b>	<b>2025 OCAK</b>		<b>2026 OCAK</b>	
MTS	40,38 TL	49%	60,00 TL	133%	140,00 TL

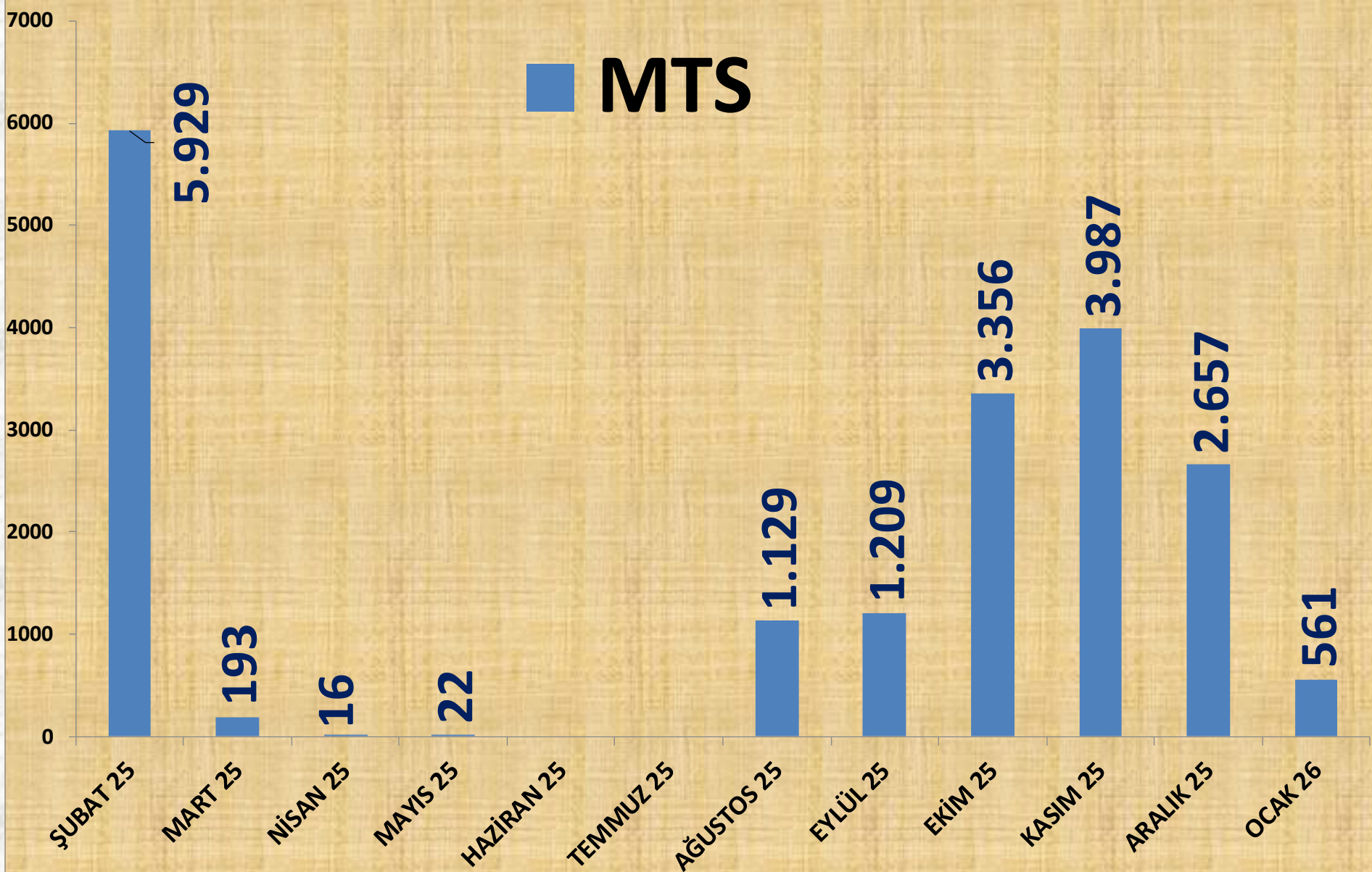
<b>EN ÇOK FİYAT</b>	<b>2024 OCAK</b>	<b>2025 OCAK</b>		<b>2026 OCAK</b>	
MTS	123,18 TL	106%	253,35 TL	-29%	180,00 TL

<b>ORTALAMA FİYAT</b>	<b>2024 OCAK</b>	<b>2025 OCAK</b>		<b>2026 OCAK</b>	
MTS	90,86 TL	96%	178,23 TL	-14%	152,52 TL

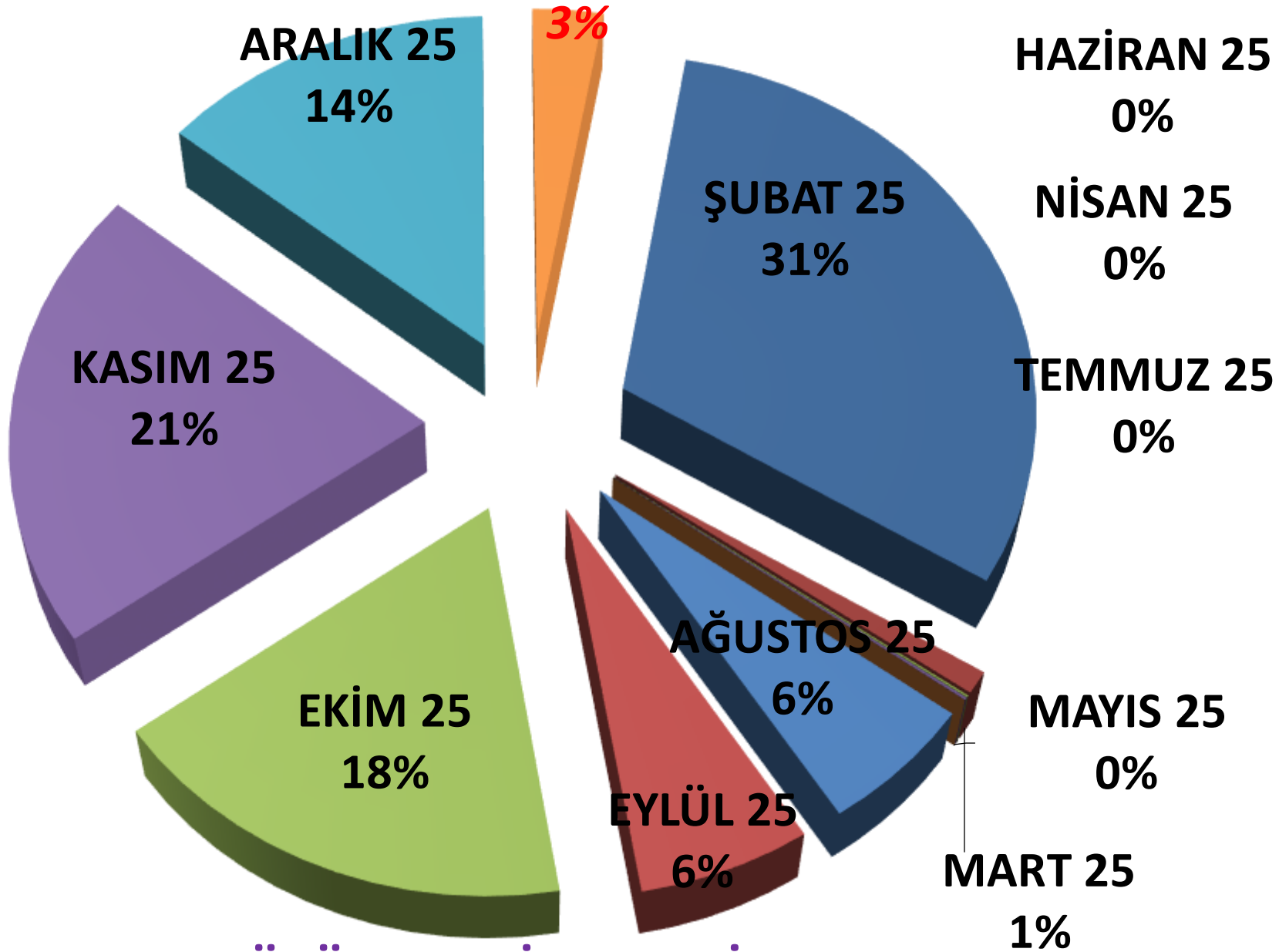
# AYLIK TÜTÜN FİYAT TRENDİ (TL)



# AYLIK TÜTÜN İŞLEM MİKTARI (TON)

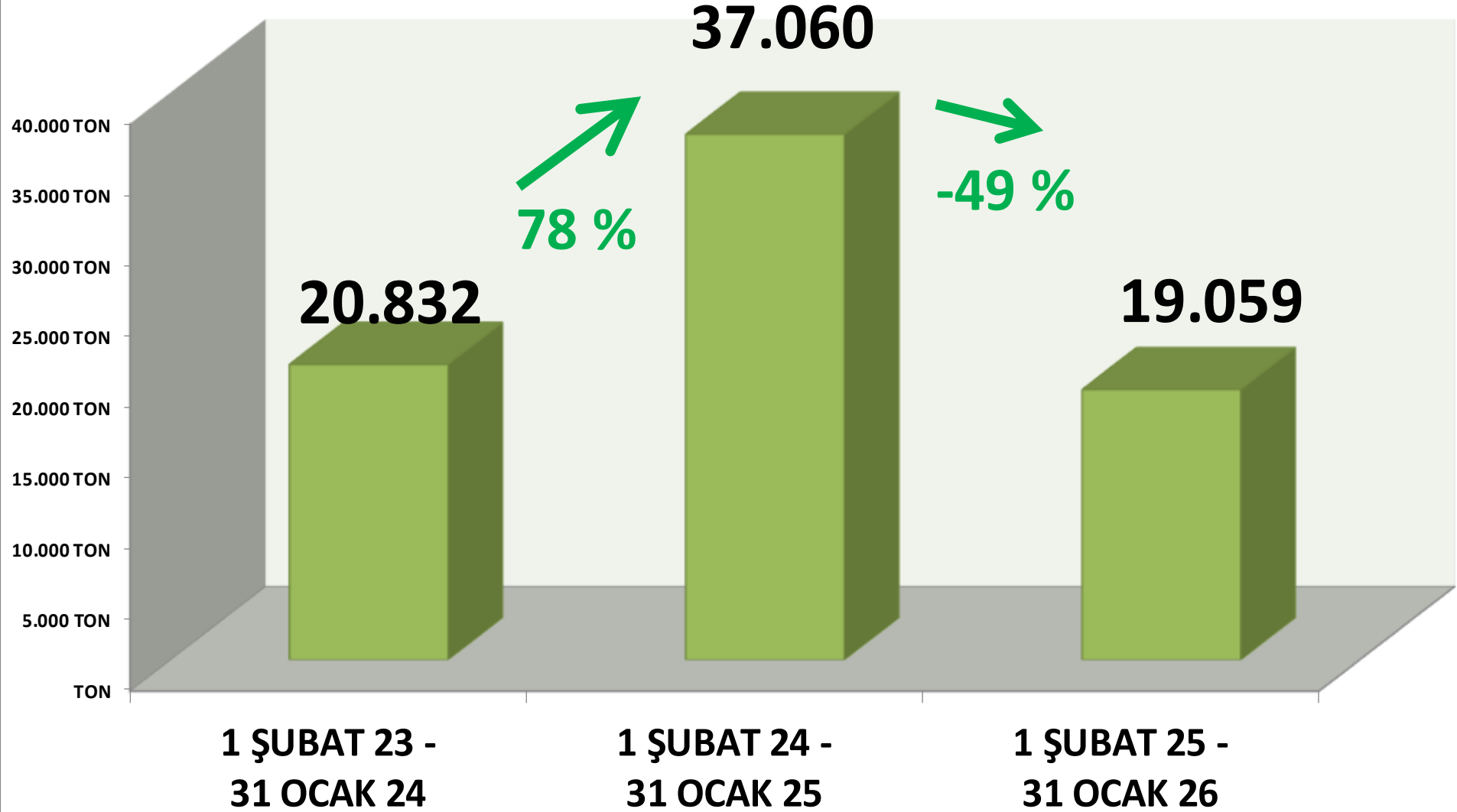


**OCAK 26**



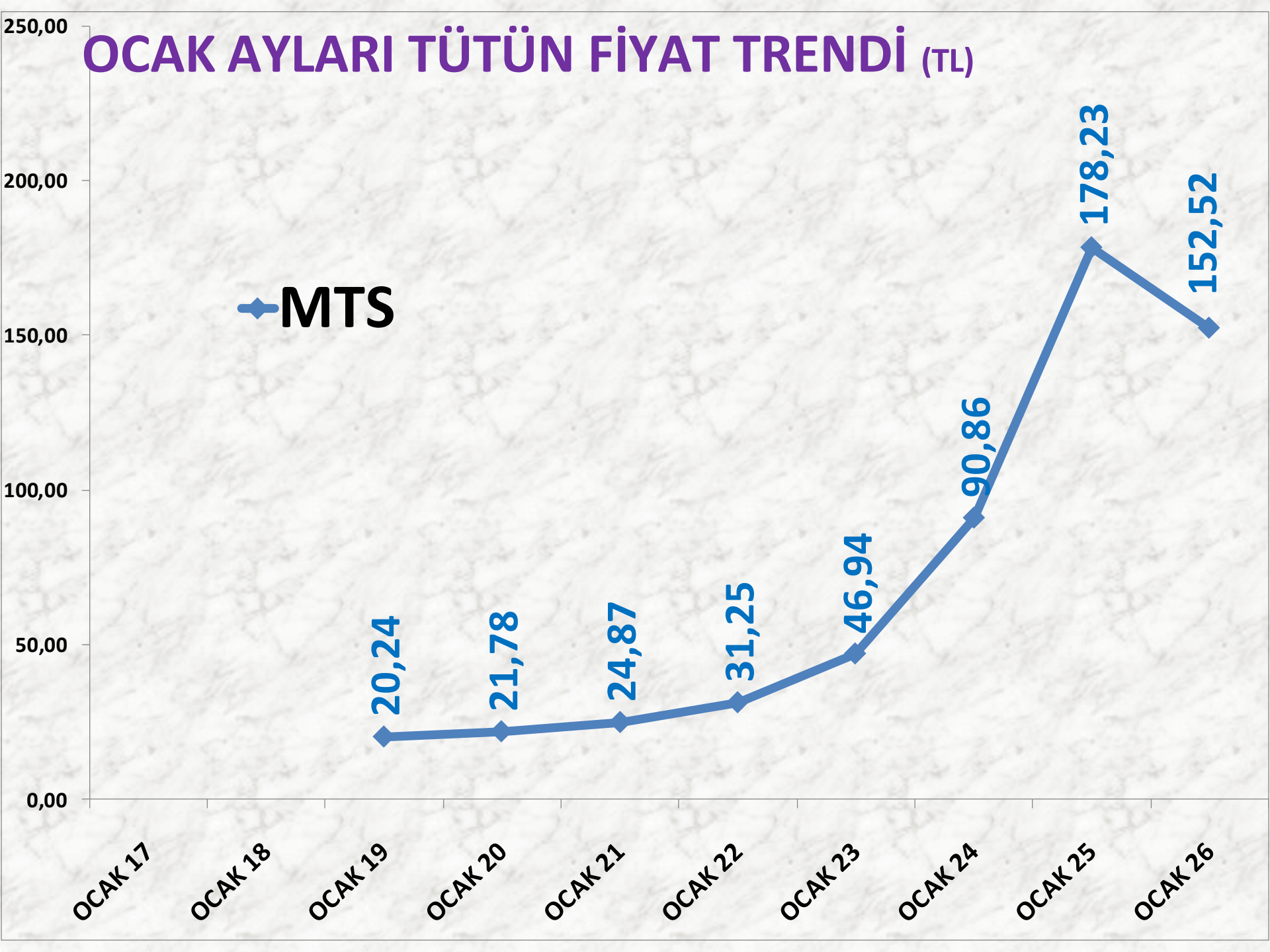
**AYLIK TÜTÜN MTS İŞLEM MİKTARI ORANLARI**

# YILLIK TÜTÜN İŞLEM MİKTARI (TON)



# OCAK AYLARI TÜTÜN FİYAT TRENDİ (TL)

◆ MTS



# KASAPLIK CANLI HAYVAN

## BÜYÜKBAŞ İŞLEM MİKTARI

İŞLEM MİKTARI ADET	2024 OCAK		2025 OCAK		2026 OCAK	
	MTS	1.975 ADET	18%	2.338 ADET	65%	3.856 ADET
TTS	1.112 ADET	-37%	700 ADET	-11%	623 ADET	

## KÜÇÜKBAŞ İŞLEM MİKTARI

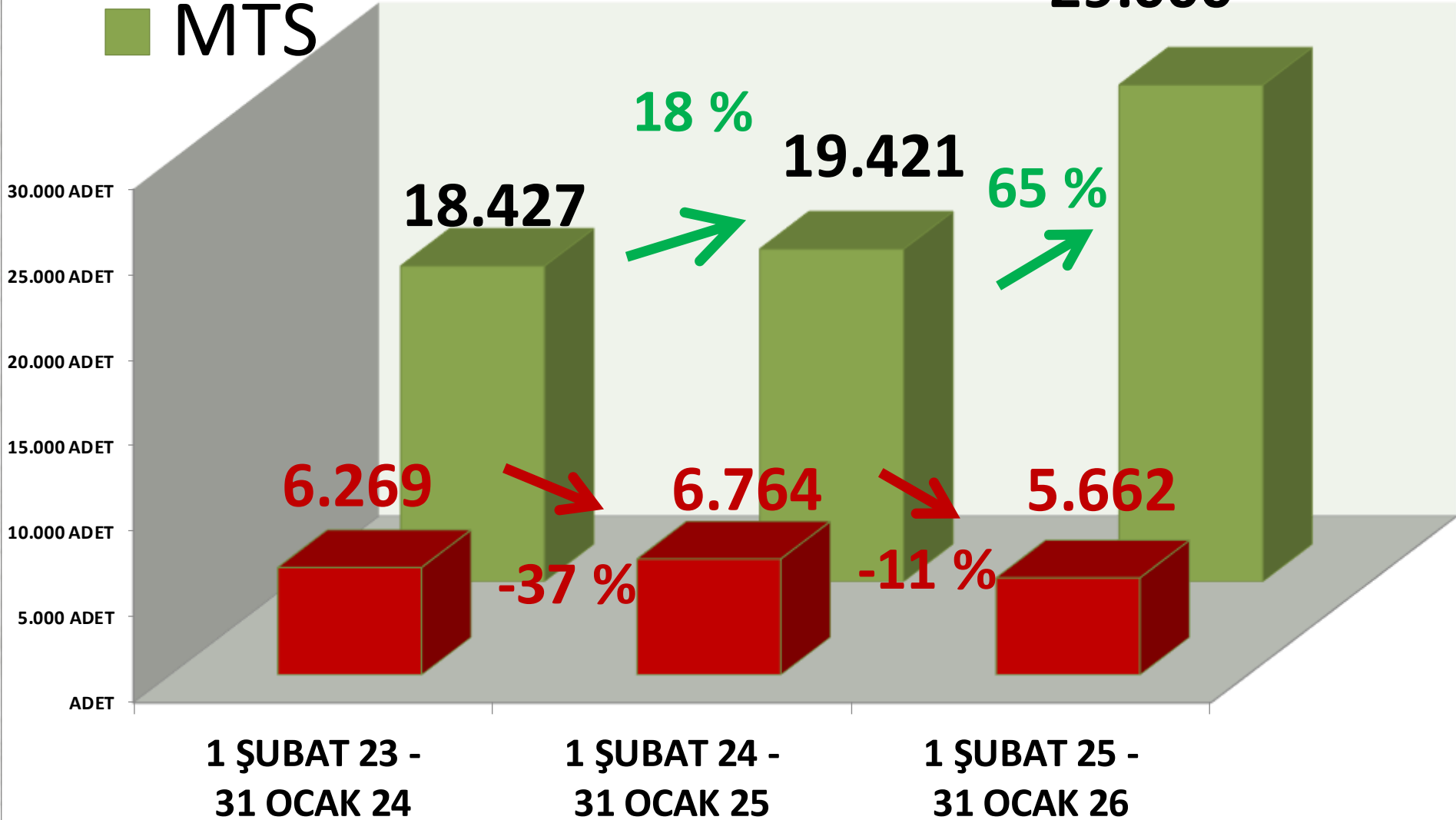
İŞLEM MİKTARI ADET	2024 OCAK		2025 OCAK		2026 OCAK	
	MTS	7.127 ADET	17%	8.345 ADET	-4%	7.983 ADET
TTS	37 ADET	238%	125 ADET	310%	512 ADET	

■ TTS

# YILLIK BÜYÜKBAŞ İŞLEM MİKTARI (TON)

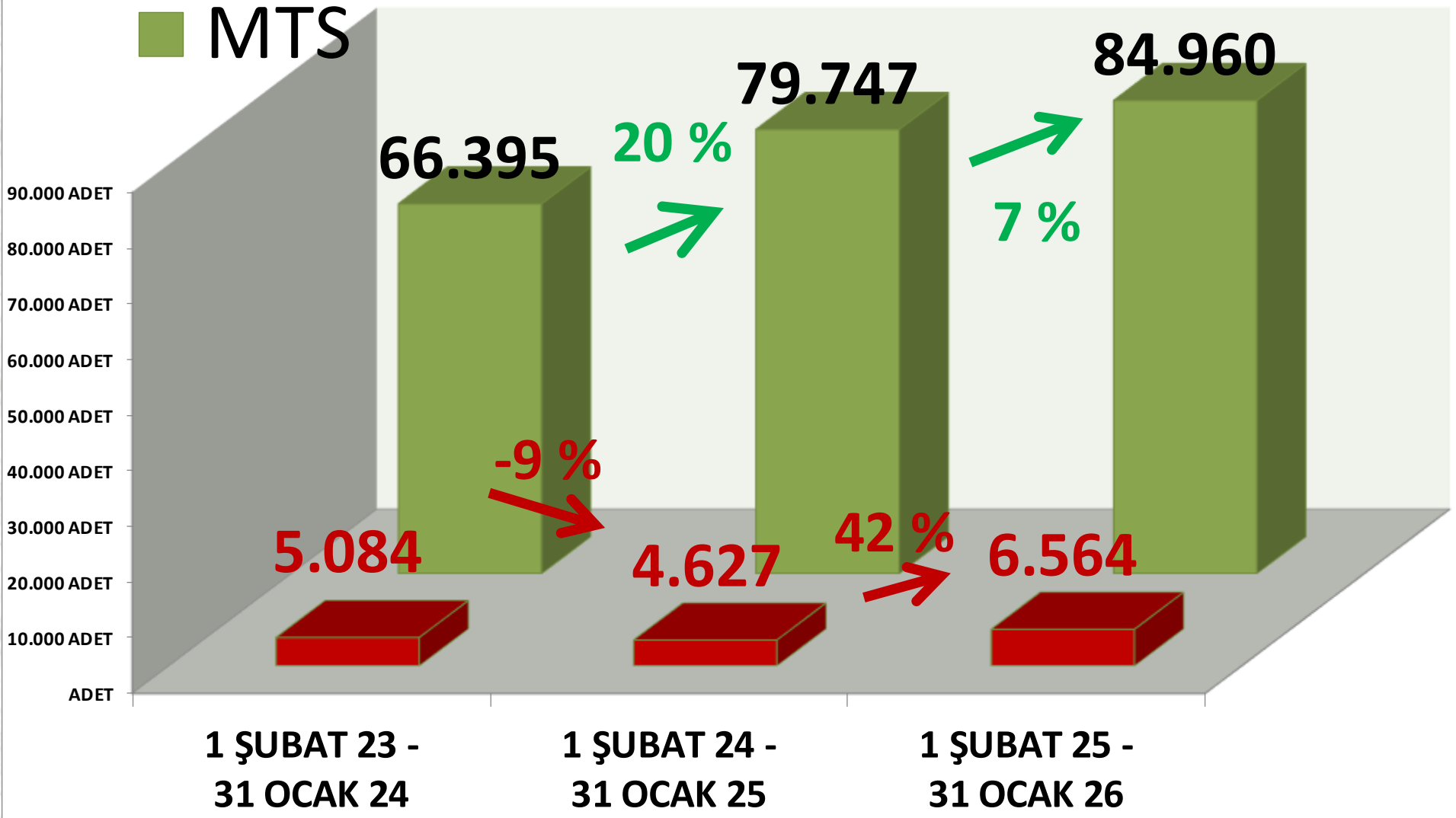
■ MTS

29.000



# TTS YILLIK KÜÇÜKBAŞ İŞLEM MİKTARI (TON)

■ MTS





DINLEDİĞİNİZ İÇİN  
TEŞEKKÜR EDERİM

RECEP MENGİ

