

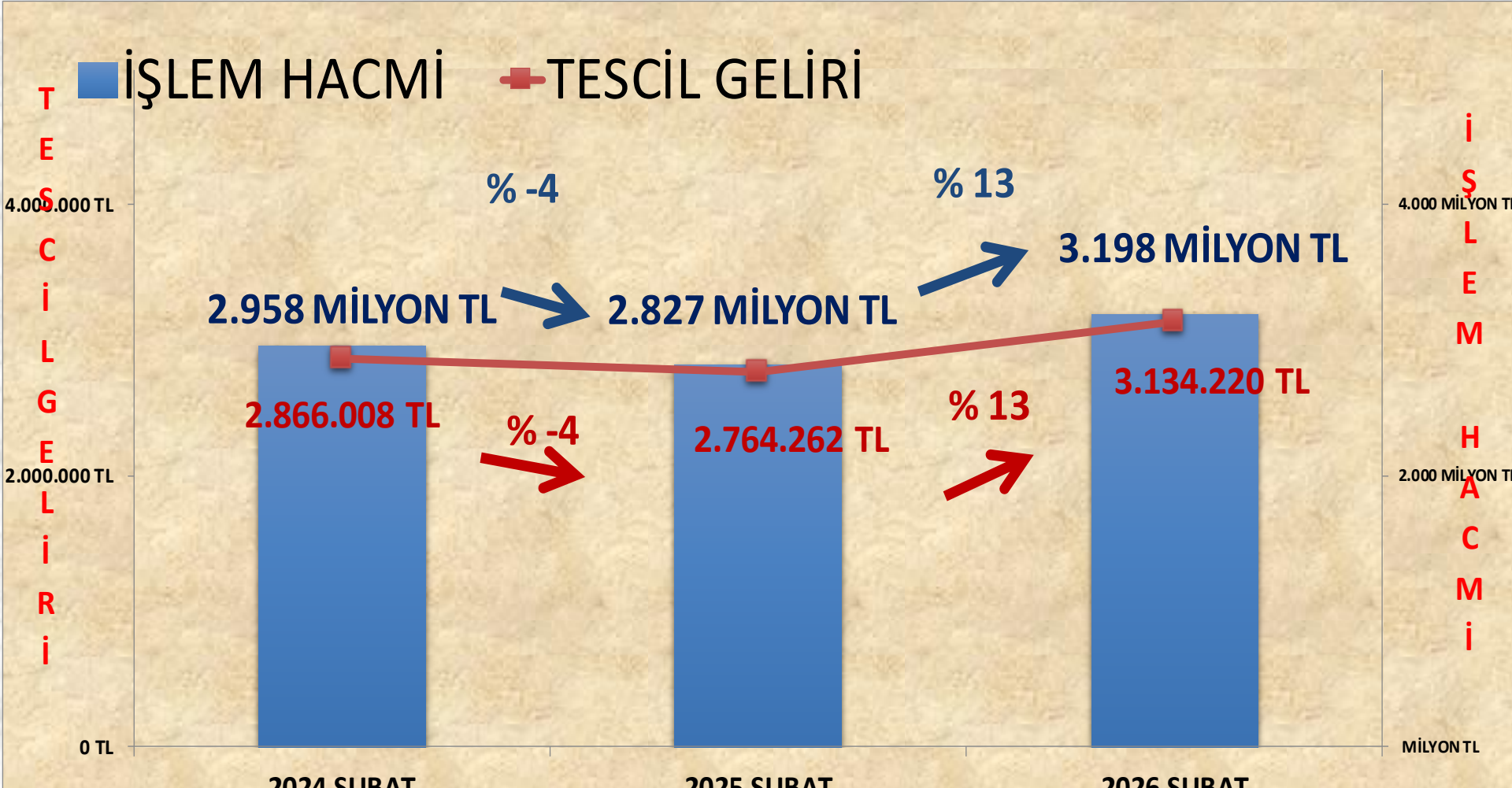


# ŞUBAT 2026 TESCİL SUNUMU



# İŞLEM HACMİ VE TESCİL GELİRİ VERİLERİ

|               | 2024 ŞUBAT      |     | 2025 ŞUBAT      |     | 2026 ŞUBAT      |
|---------------|-----------------|-----|-----------------|-----|-----------------|
| İŞLEM HACMİ   | 2.958 MİLYON TL | -4% | 2.827 MİLYON TL | 13% | 3.198 MİLYON TL |
| TESCİL GELİRİ | 2.866.008 TL    | -4% | 2.764.262 TL    | 13% | 3.134.220 TL    |



# 2025 ŞUBAT

| ÜRÜN GRUBU                 | Miktar(kg./lt/adet) | Tutar(TL)            |
|----------------------------|---------------------|----------------------|
| BAKLIYAT VE MAMÜLLERİ      | 165.304             | 11.034.565           |
| BİTKİSEL YAĞLAR            | 1.508               | 352.286              |
| KOTASYON DIŞI ÜRÜNLER      | 97.949.039          | 1.974.562.221        |
| HAM DERİLER VE BAĞIRSAKLAR | 14.870              | 403.948              |
| HAYVANSAL YAĞLAR           | 0                   | 0                    |
| HUBUBAT .                  | 16.166.275          | 166.892.383          |
| HUBUBAT MAMÜLLERİ          | 206.920             | 3.430.230            |
| KASAPLIK CANLI HAYVANLAR   | 8.928               | 318.191.743          |
| KURU MEYVELER              | 514.324             | 48.367.460           |
| ORMAN MAHSÜLLERİ           | 198.409             | 8.072.958            |
| TEKSTİL HAMMADDELERİ       | 2.832.434           | 101.099.437          |
| YAĞLI TOHUMLAR             | 4.378.006           | 194.244.077          |
| <b><u>TOPLAM</u></b>       | <b>122.436.017</b>  | <b>2.826.651.307</b> |

# 2026 ŞUBAT

| ÜRÜN GRUBU                 | Miktar(kg./lt/adet) | Tutar(TL)            |
|----------------------------|---------------------|----------------------|
| BAKLİYAT VE MAMÜLLERİ      | 525.683             | 36.209.931           |
| BİTKİSEL YAĞLAR            | 43.755              | 9.684.600            |
| KOTASYON DIŞI ÜRÜNLER      | 239.541.050         | 2.095.813.395        |
| HAM DERİLER VE BAĞIRSAKLAR | 280.609             | 2.687.661            |
| HAYVANSAL YAĞLAR           | 385                 | 97.222               |
| HUBUBAT .                  | 11.137.538          | 141.630.240          |
| HUBUBAT MAMÜLLERİ          | 59.370              | 1.167.310            |
| KASAPLIK CANLI HAYVANLAR   | 9.223               | 448.641.408          |
| KURU MEYVELER              | 545.784             | 87.615.003           |
| ORMAN MAHSÜLLERİ           | 541.706             | 22.879.778           |
| TEKSTİL HAMMADDELERİ       | 1.251.578           | 43.078.155           |
| YAĞLI TOHUMLAR             | 5.779.675           | 308.185.792          |
| <b><u>TOPLAM</u></b>       | <b>259.716.356</b>  | <b>3.197.690.496</b> |

# 2025 ŞUBAT - 2026 ŞUBAT DEĞİŞİM

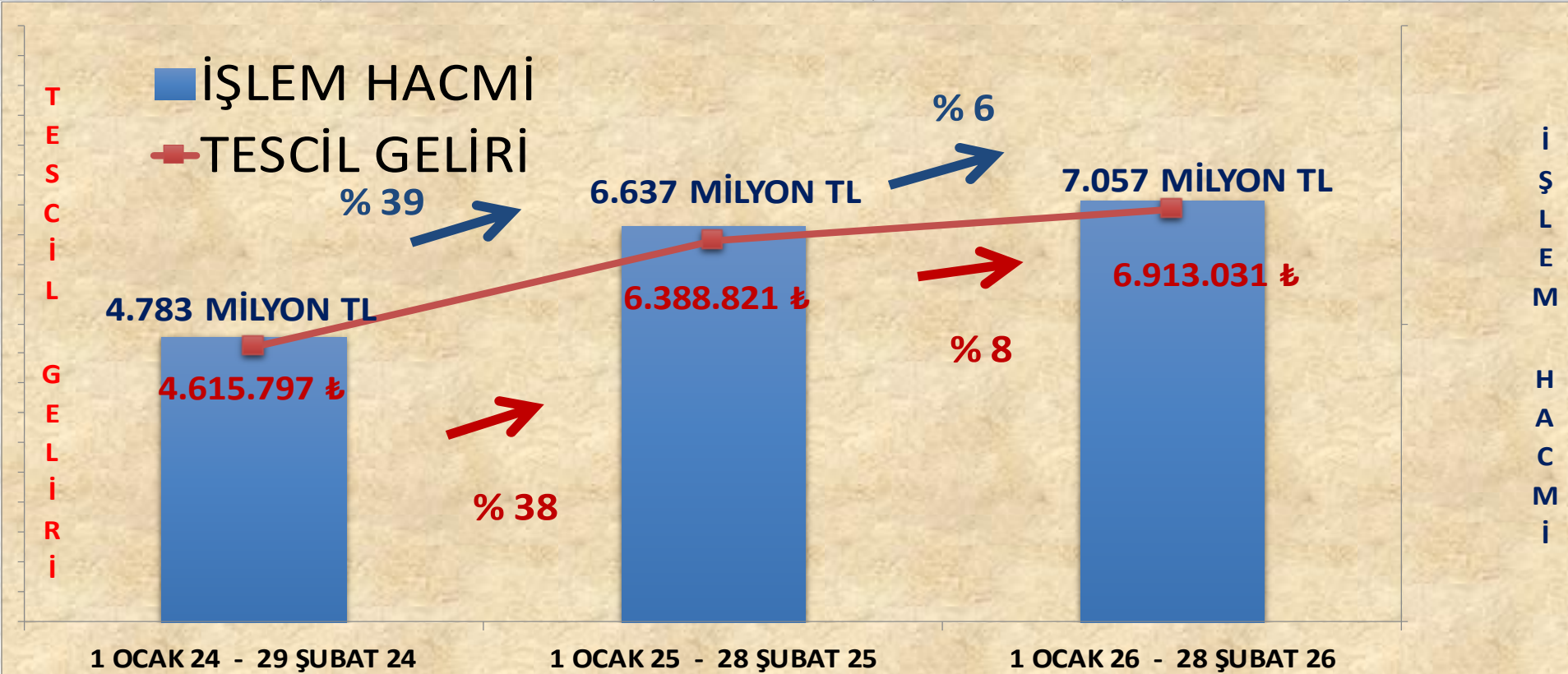
| ÜRÜN GRUBU                 | Miktar(kg./lt/adet) | Tutar(TL)          |
|----------------------------|---------------------|--------------------|
| BAKLİYAT VE MAMÜLLERİ      | 360.379             | 25.175.366         |
| BİTKİSEL YAĞLAR            | 42.248              | 9.332.314          |
| KOTASYON DIŞI ÜRÜNLER      | 141.592.010         | 121.251.174        |
| HAM DERİLER VE BAĞIRSAKLAR | 265.739             | 2.283.713          |
| HAYVANSAL YAĞLAR           | 385                 | 97.222             |
| HUBUBAT .                  | -5.028.737          | -25.262.142        |
| HUBUBAT MAMÜLLERİ          | -147.550            | -2.262.920         |
| KASAPLIK CANLI HAYVANLAR   | 295                 | 130.449.665        |
| KURU MEYVELER              | 31.460              | 39.247.542         |
| ORMAN MAHSÜLLERİ           | 343.297             | 14.806.820         |
| TEKSTİL HAMMADDELERİ       | -1.580.856          | -58.021.282        |
| YAĞLI TOHUMLAR             | 1.401.669           | 113.941.716        |
| <b><u>TOPLAM</u></b>       | <b>137.280.339</b>  | <b>371.039.188</b> |

# 2025 ŞUBAT - 2026 ŞUBAT DEĞİŞİM ORANI

| ÜRÜN GRUBU                 | Miktar(kg./lt/adet) | Tutar(TL)  |
|----------------------------|---------------------|------------|
| BAKLİYAT VE MAMÜLLERİ      | 218%                | 228%       |
| BİTKİSEL YAĞLAR            | 2802%               | 2649%      |
| KOTASYON DIŞI ÜRÜNLER      | 145%                | 6%         |
| HAM DERİLER VE BAĞIRSAKLAR | 1787%               | 565%       |
| HAYVANSAL YAĞLAR           | -                   | -          |
| HUBUBAT .                  | -31%                | -15%       |
| HUBUBAT MAMÜLLERİ          | -71%                | -66%       |
| KASAPLIK CANLI HAYVANLAR   | 3%                  | 41%        |
| KURU MEYVELER              | 6%                  | 81%        |
| ORMAN MAHSÜLLERİ           | 173%                | 183%       |
| TEKSTİL HAMMADDELERİ       | -56%                | -57%       |
| YAĞLI TOHUMLAR             | 32%                 | 59%        |
| <b><u>TOPLAM</u></b>       | <b>112%</b>         | <b>13%</b> |

# İŞLEM HACMİ VE TESCİL GELİRİ VERİLERİ

|               | 1 OCAK 24 - 29 ŞUBAT 24 | 1 OCAK 25 - 28 ŞUBAT 25 |                 | 1 OCAK 26 - 28 ŞUBAT 26 |                 |
|---------------|-------------------------|-------------------------|-----------------|-------------------------|-----------------|
| İŞLEM HACMI   | 4.783 MİLYON TL         | 39%                     | 6.637 MİLYON TL | 6%                      | 7.057 MİLYON TL |
| TESCİL GELİRİ | 4.615.797 TL            | 38%                     | 6.388.821 TL    | 8%                      | 6.913.031 TL    |



# 1 OCAK - 28 ŞUBAT 2025

|                            | Miktar(kg./lt/adet) | Tutar(TL)            |
|----------------------------|---------------------|----------------------|
| BAKLİYAT VE MAMÜLLERİ      | 942.484             | 53.288.917           |
| BİTKİSEL YAĞLAR            | 1.508               | 352.286              |
| KOTASYON DIŞI ÜRÜNLER      | 274.117.481         | 4.575.841.488        |
| HAM DERİLER VE BAĞIRSAKLAR | 28.484              | 670.648              |
| HAYVANSAL YAĞLAR           | 800                 | 300.152              |
| HUBUBAT .                  | 36.952.343          | 343.316.972          |
| HUBUBAT MAMÜLLERİ          | 852.042             | 14.156.864           |
| KASAPLIK CANLI HAYVANLAR   | 21.122              | 688.512.071          |
| KURU MEYVELER              | 988.891             | 98.239.761           |
| ORMAN MAHSÜLLERİ           | 567.426             | 14.179.838           |
| TEKSTİL HAMMADDELERİ       | 6.956.878           | 207.343.918          |
| YAĞLI TOHUMLAR             | 12.936.971          | 640.898.279          |
| <b><u>TOPLAM</u></b>       | <b>334.366.430</b>  | <b>6.637.101.194</b> |

# 1 OCAK - 28 ŞUBAT 2026

|                            | Miktar(kg./lt/adet) | Tutar(TL)            |
|----------------------------|---------------------|----------------------|
| BAKLİYAT VE MAMÜLLERİ      | 2.716.398           | 209.230.934          |
| BITKİSEL YAĞLAR            | 50.800              | 11.783.682           |
| KOTASYON DIŞI ÜRÜNLER      | 286.904.626         | 3.861.375.721        |
| HAM DERİLER VE BAĞIRSAKLAR | 523.514             | 6.589.042            |
| HAYVANSAL YAĞLAR           | 800                 | 170.606              |
| HUBUBAT .                  | 56.063.279          | 661.771.090          |
| HUBUBAT MAMÜLLERİ          | 225.925             | 3.758.052            |
| KASAPLIK CANLI HAYVANLAR   | 22.197              | 1.148.223.934        |
| KURU MEYVELER              | 1.166.759           | 161.943.041          |
| ORMAN MAHSÜLLERİ           | 665.227             | 36.601.084           |
| TEKSTİL HAMMADDELERİ       | 4.215.379           | 133.085.779          |
| YAĞLI TOHUMLAR             | 12.932.649          | 822.691.887          |
| <b><u>TOPLAM</u></b>       | <b>365.487.553</b>  | <b>7.057.224.851</b> |

# 1 OCAK - 28 ŞUBAT 2025-26 DEĞİŞİM

|                            | Miktar(kg./lt/adet) | Tutar(TL)          |
|----------------------------|---------------------|--------------------|
| BAKLİYAT VE MAMÜLLERİ      | 1.773.914           | 155.942.016        |
| BİTKİSEL YAĞLAR            | 49.292              | 11.431.396         |
| KOTASYON DIŞI ÜRÜNLER      | 12.787.144          | -714.465.767       |
| HAM DERİLER VE BAĞIRSAKLAR | 495.030             | 5.918.394          |
| HAYVANSAL YAĞLAR           | 0                   | -129.545           |
| HUBUBAT .                  | 19.110.936          | 318.454.117        |
| HUBUBAT MAMÜLLERİ          | -626.117            | -10.398.813        |
| KASAPLIK CANLI HAYVANLAR   | 1.075               | 459.711.863        |
| KURU MEYVELER              | 177.869             | 63.703.281         |
| ORMAN MAHSÜLLERİ           | 97.801              | 22.421.246         |
| TEKSTİL HAMMADDELERİ       | -2.741.499          | -74.258.139        |
| YAĞLI TOHUMLAR             | -4.322              | 181.793.608        |
| <b><u>TOPLAM</u></b>       | <b>31.121.123</b>   | <b>420.123.656</b> |

# 1 OCAK - 28 ŞUBAT 2025-26 DEĞİŞİM ORANI

|                            | Miktar(kg./lt/adet) | Tutar(TL) |
|----------------------------|---------------------|-----------|
| BAKLİYAT VE MAMÜLLERİ      | 188%                | 293%      |
| BITKİSEL YAĞLAR            | 3270%               | 3245%     |
| KOTASYON DIŞI ÜRÜNLER      | 5%                  | -16%      |
| HAM DERİLER VE BAĞIRSAKLAR | 1738%               | 882%      |
| HAYVANSAL YAĞLAR           | 0%                  | -43%      |
| HUBUBAT .                  | 52%                 | 93%       |
| HUBUBAT MAMÜLLERİ          | -73%                | -73%      |
| KASAPLIK CANLI HAYVANLAR   | 5%                  | 67%       |
| KURU MEYVELER              | 18%                 | 65%       |
| ORMAN MAHSÜLLERİ           | 17%                 | 158%      |
| TEKSTİL HAMMADDELERİ       | -39%                | -36%      |
| YAĞLI TOHUMLAR             | 0%                  | 28%       |
| <b><u>TOPLAM</u></b>       | <b>9%</b>           | <b>6%</b> |

# ARPA

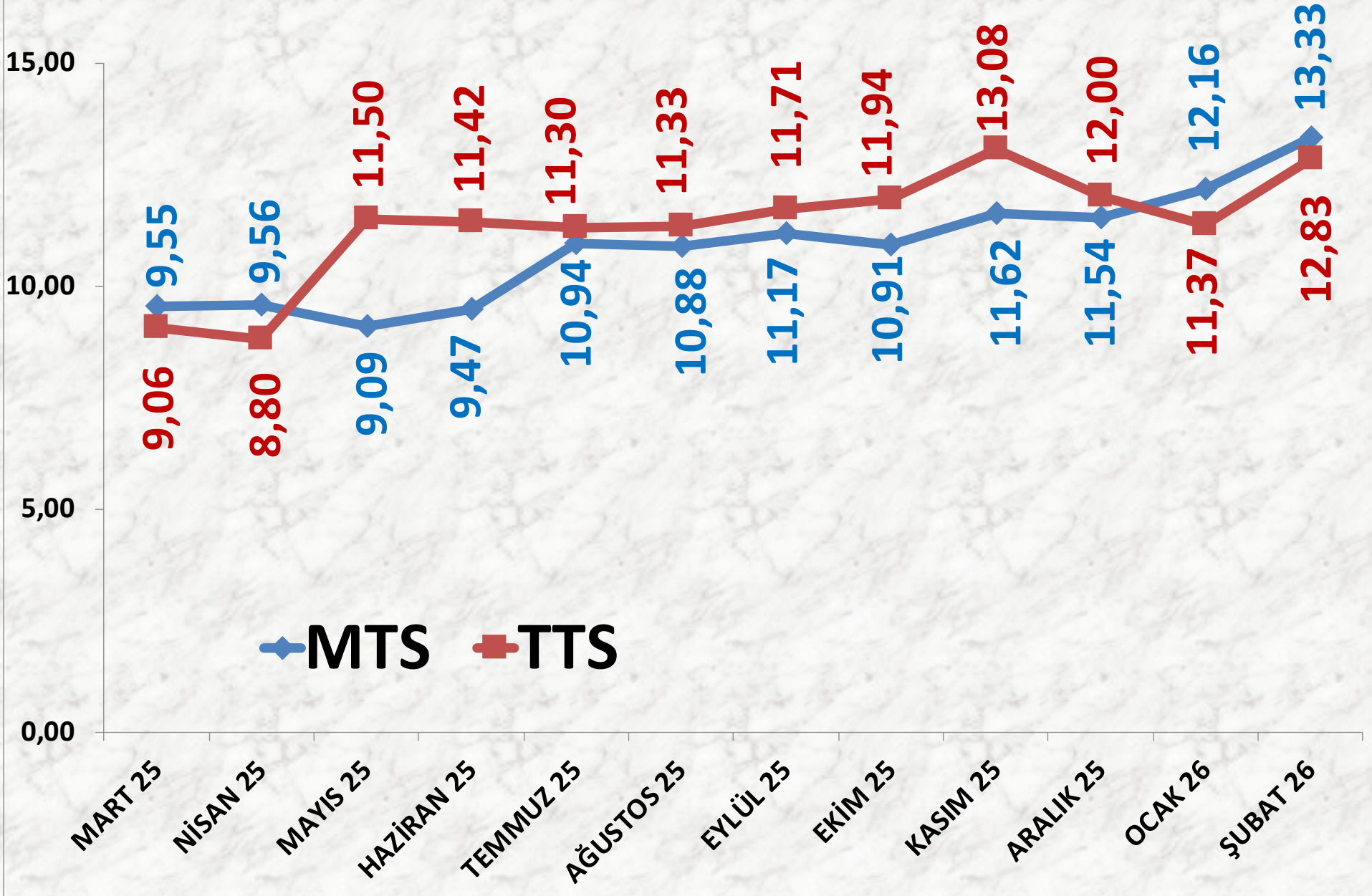
| <b>İŞLEM MİKTARI<br/>TON</b> | <b>2024 ŞUBAT</b> | <b>2025 ŞUBAT</b> |           | <b>2026 ŞUBAT</b> |           |
|------------------------------|-------------------|-------------------|-----------|-------------------|-----------|
| MTS                          | 943 TON           | -25%              | 709 TON   | -52%              | 341 TON   |
| TTS                          | 2.481 TON         | 273%              | 9.248 TON | -65%              | 3.204 TON |

| <b>EN AZ FİYAT</b> | <b>2024 ŞUBAT</b> | <b>2025 ŞUBAT</b> |         | <b>2026 ŞUBAT</b> |          |
|--------------------|-------------------|-------------------|---------|-------------------|----------|
| MTS                | 5,35 TL           | 12%               | 6,00 TL | 104%              | 12,25 TL |
| TTS                | 5,60 TL           | 57%               | 8,80 TL | 32%               | 11,63 TL |

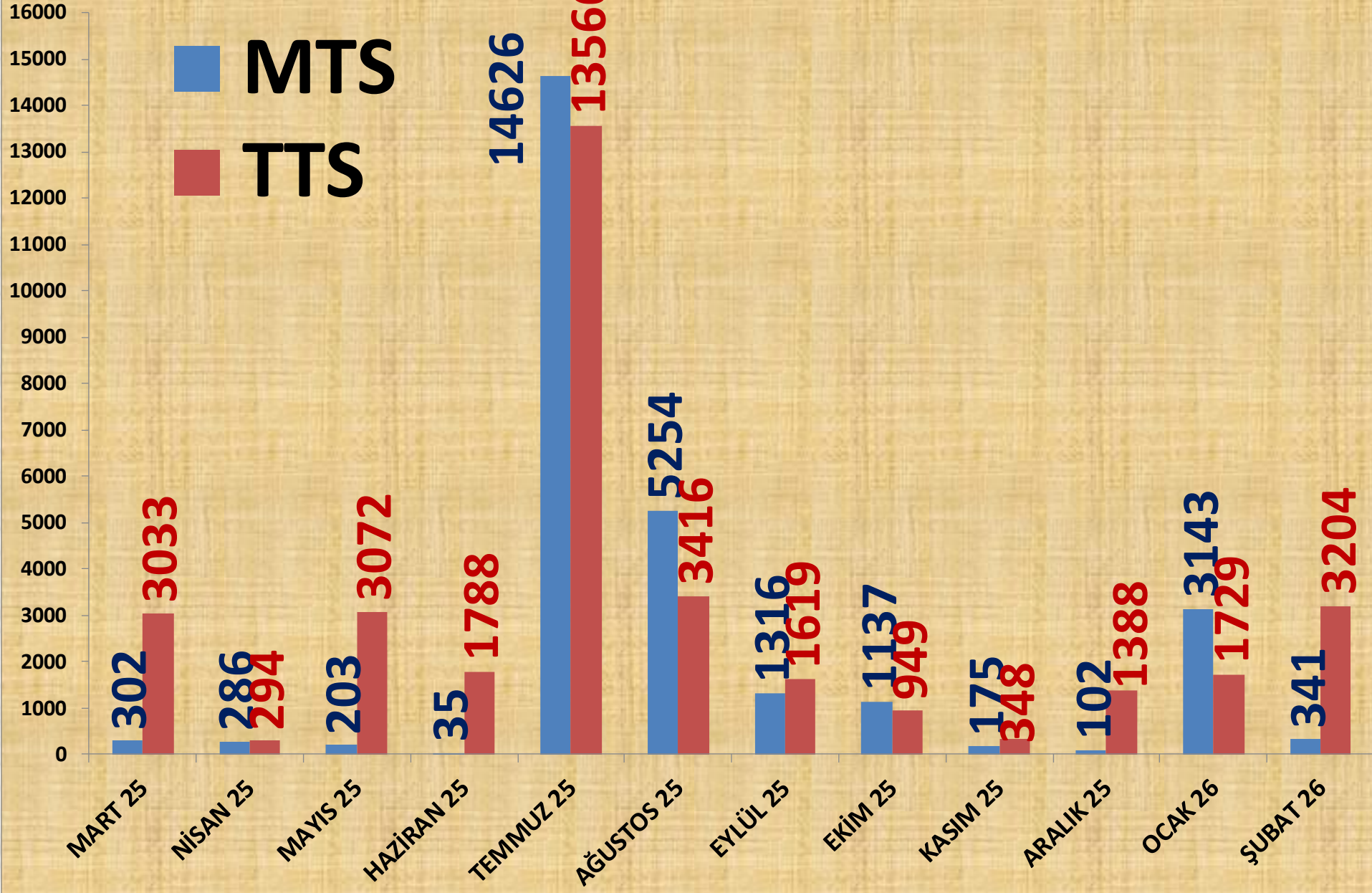
| <b>EN ÇOK FİYAT</b> | <b>2024 ŞUBAT</b> | <b>2025 ŞUBAT</b> |          | <b>2026 ŞUBAT</b> |          |
|---------------------|-------------------|-------------------|----------|-------------------|----------|
| MTS                 | 8,50 TL           | 18%               | 10,00 TL | 43%               | 14,31 TL |
| TTS                 | 7,80 TL           | 15%               | 8,97 TL  | 56%               | 14,00 TL |

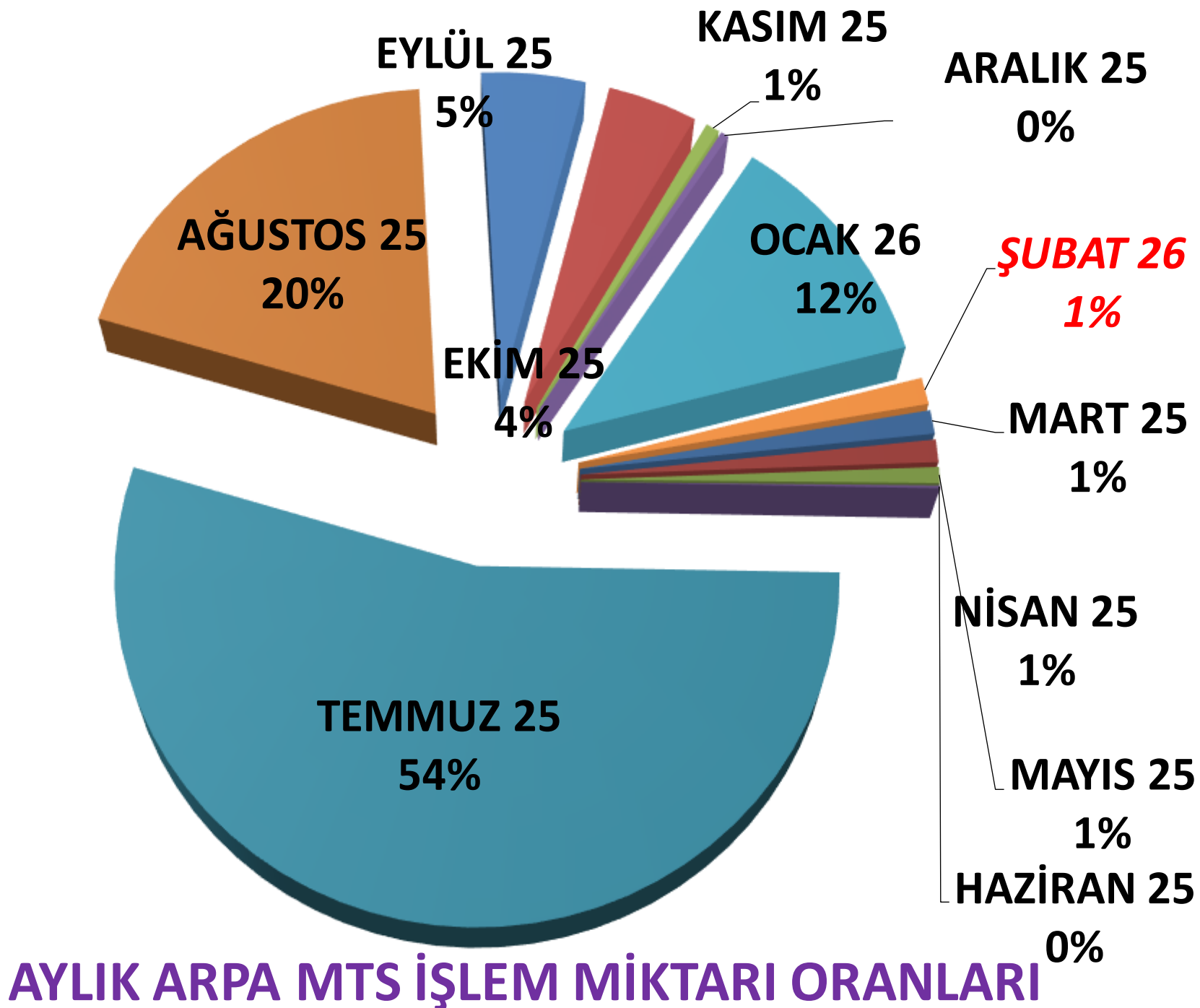
| <b>ORTALAMA<br/>FİYAT</b> | <b>2024 ŞUBAT</b> | <b>2025 ŞUBAT</b> |         | <b>2026 ŞUBAT</b> |          |
|---------------------------|-------------------|-------------------|---------|-------------------|----------|
| MTS                       | 7,10 TL           | 22%               | 8,69 TL | 53%               | 13,33 TL |
| TTS                       | 7,33 TL           | 20%               | 8,81 TL | 46%               | 12,83 TL |

# AYLIK ARPA FİYAT TRENDİ (TL)



# AYLIK ARPA İŞLEM MİKTARI (TON)





■ TTS

■ MTS

# YILLIK ARPA İŞLEM MİKTARI (TON)

49.633

45.988

-38 %

-12 %

39.750

-4 %

38.146

26.921

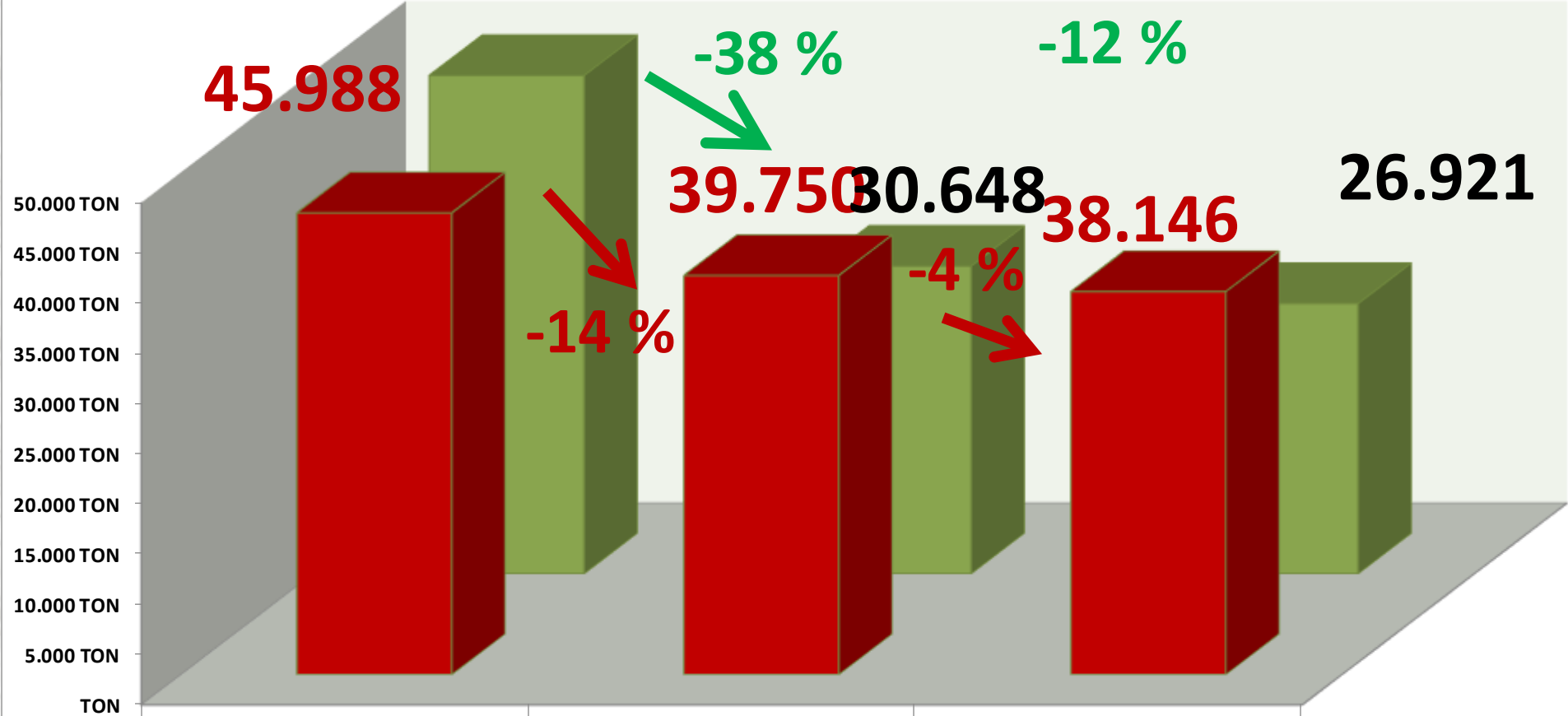
-14 %

1 MART 23 -  
29 ŞUBAT 24

1 MART 24 -  
28 ŞUBAT 25

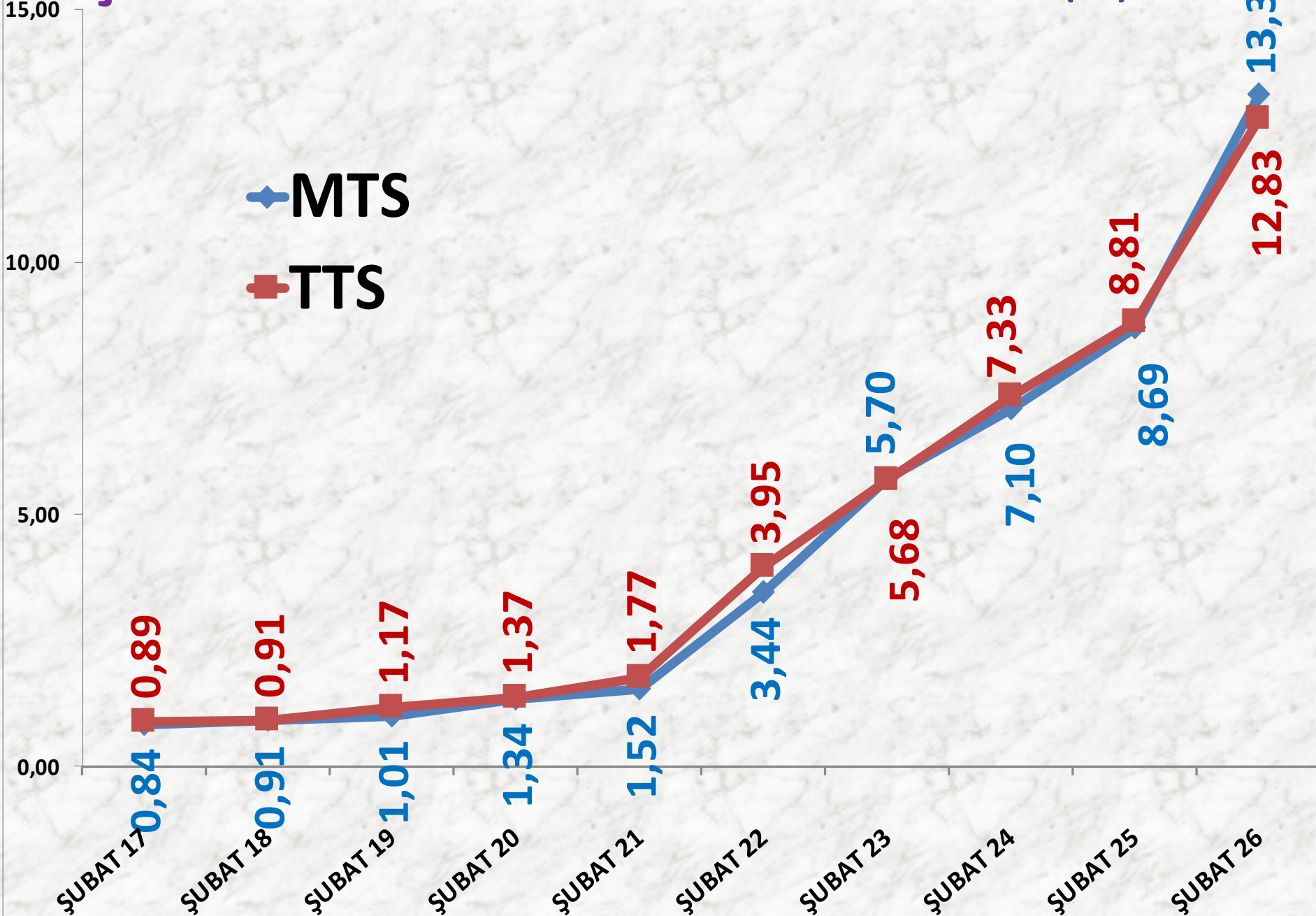
1 MART 25 -  
28 ŞUBAT 26

50.000 TON  
45.000 TON  
40.000 TON  
35.000 TON  
30.000 TON  
25.000 TON  
20.000 TON  
15.000 TON  
10.000 TON  
5.000 TON  
TON



# ŞUBAT AYLARI ARPA FİYAT TRENDİ (TL)

◆ MTS  
■ TTS



# BUĞDAY

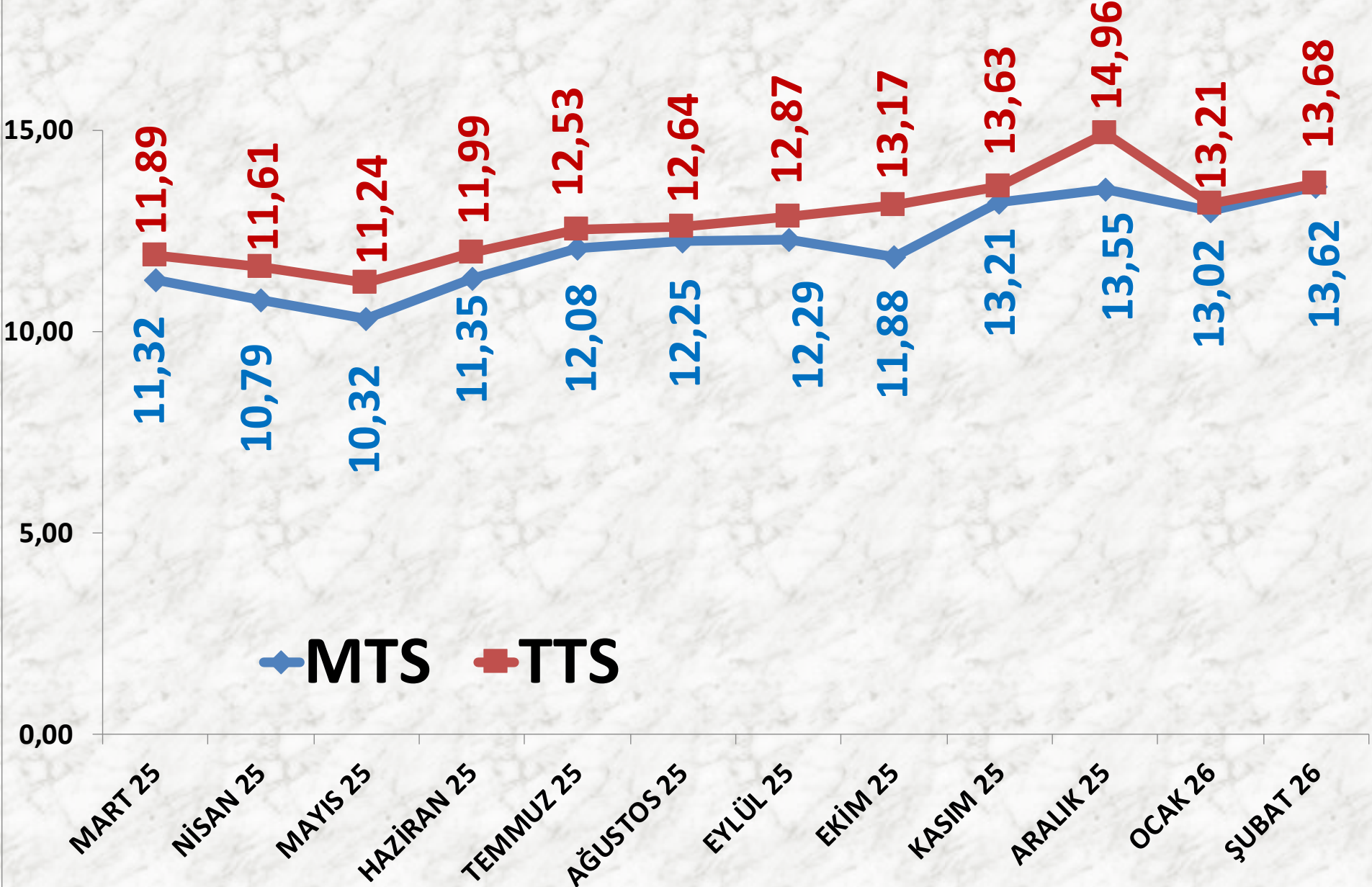
| İŞLEM MİKTARI<br>TON | 2024 ŞUBAT | 2025 ŞUBAT |           | 2026 ŞUBAT |           |
|----------------------|------------|------------|-----------|------------|-----------|
| MTS                  | 2.405 TON  | -54%       | 1.097 TON | 54%        | 1.686 TON |
| TTS                  | 1.058 TON  | 169%       | 2.845 TON | -10%       | 2.567 TON |

| EN AZ FİYAT | 2024 ŞUBAT | 2025 ŞUBAT |         | 2026 ŞUBAT |          |
|-------------|------------|------------|---------|------------|----------|
| MTS         | 5,00 TL    | 52%        | 7,60 TL | 58%        | 12,00 TL |
| TTS         | 7,40 TL    | 30%        | 9,60 TL | 41%        | 13,50 TL |

| EN ÇOK FİYAT | 2024 ŞUBAT | 2025 ŞUBAT |          | 2026 ŞUBAT |          |
|--------------|------------|------------|----------|------------|----------|
| MTS          | 10,00 TL   | 40%        | 14,00 TL | 9%         | 15,31 TL |
| TTS          | 10,40 TL   | 9%         | 11,30 TL | 24%        | 14,00 TL |

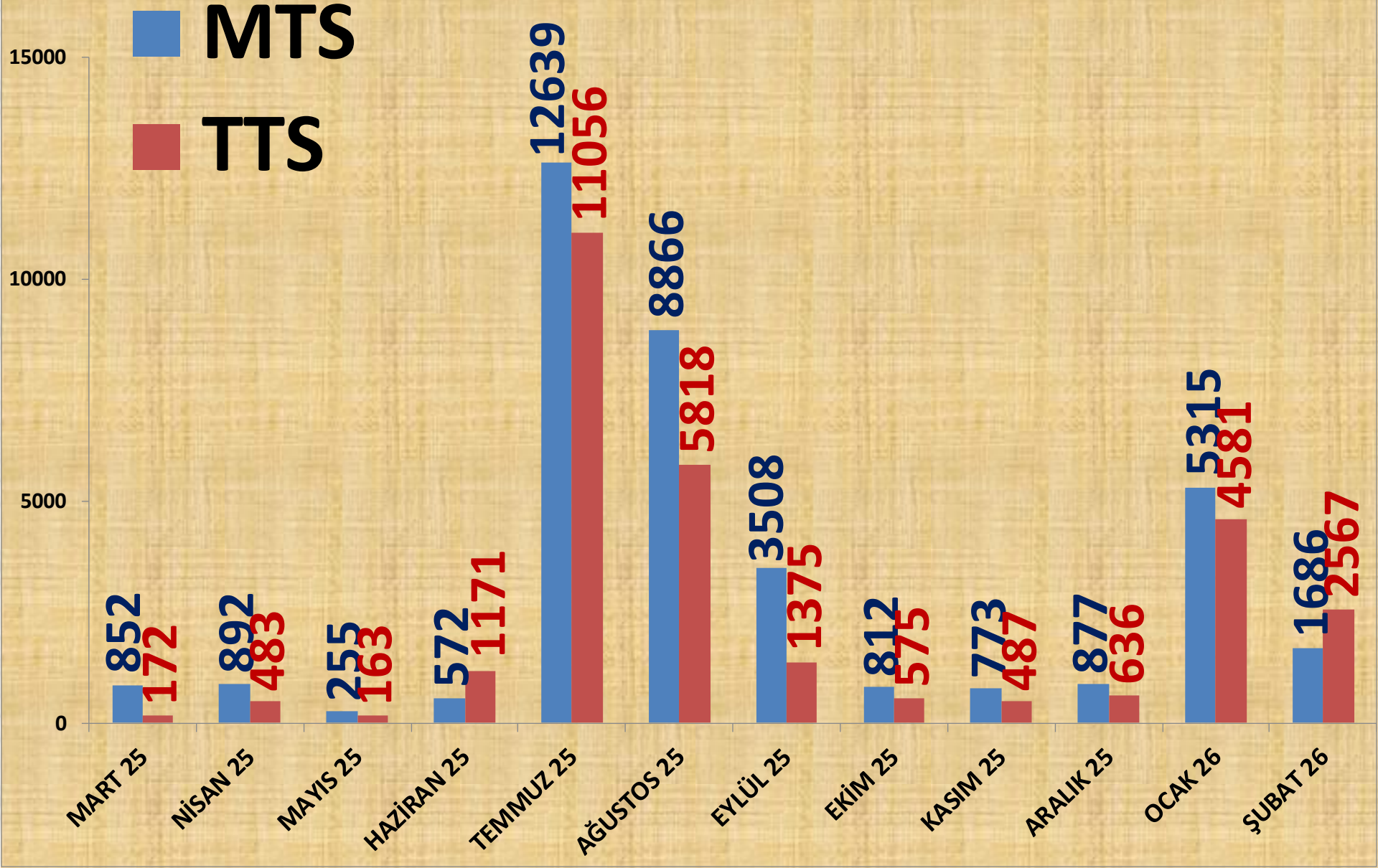
| ORTALAMA<br>FİYAT | 2024 ŞUBAT | 2025 ŞUBAT |          | 2026 ŞUBAT |          |
|-------------------|------------|------------|----------|------------|----------|
| MTS               | 8,23 TL    | 30%        | 10,69 TL | 27%        | 13,62 TL |
| TTS               | 9,11 TL    | 13%        | 10,34 TL | 32%        | 13,68 TL |

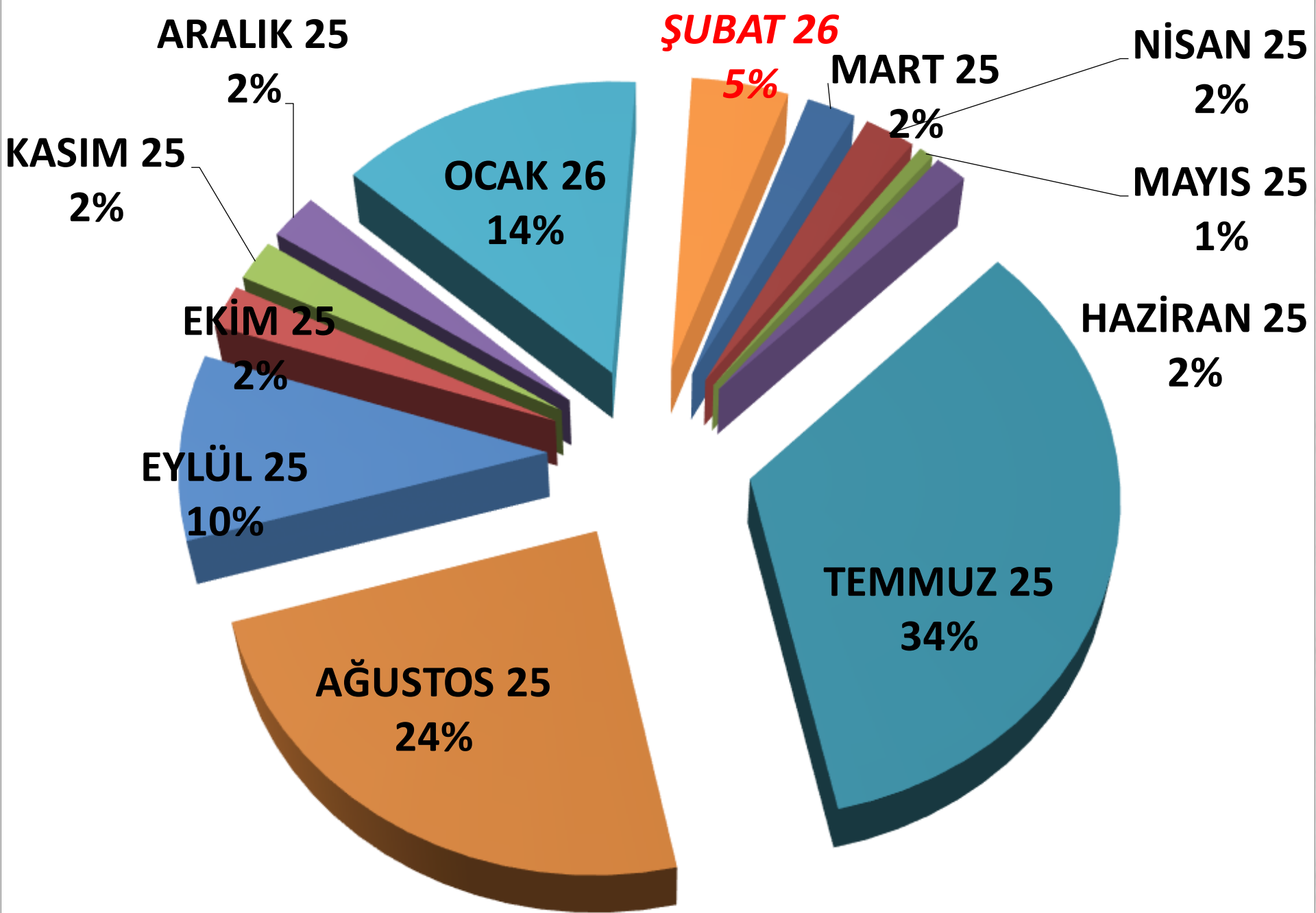
# AYLIK BUĞDAY FİYAT TRENDİ (TL)



# AYLIK BUĞDAY İŞLEM MİKTARI (TON)

■ MTS  
■ TTS





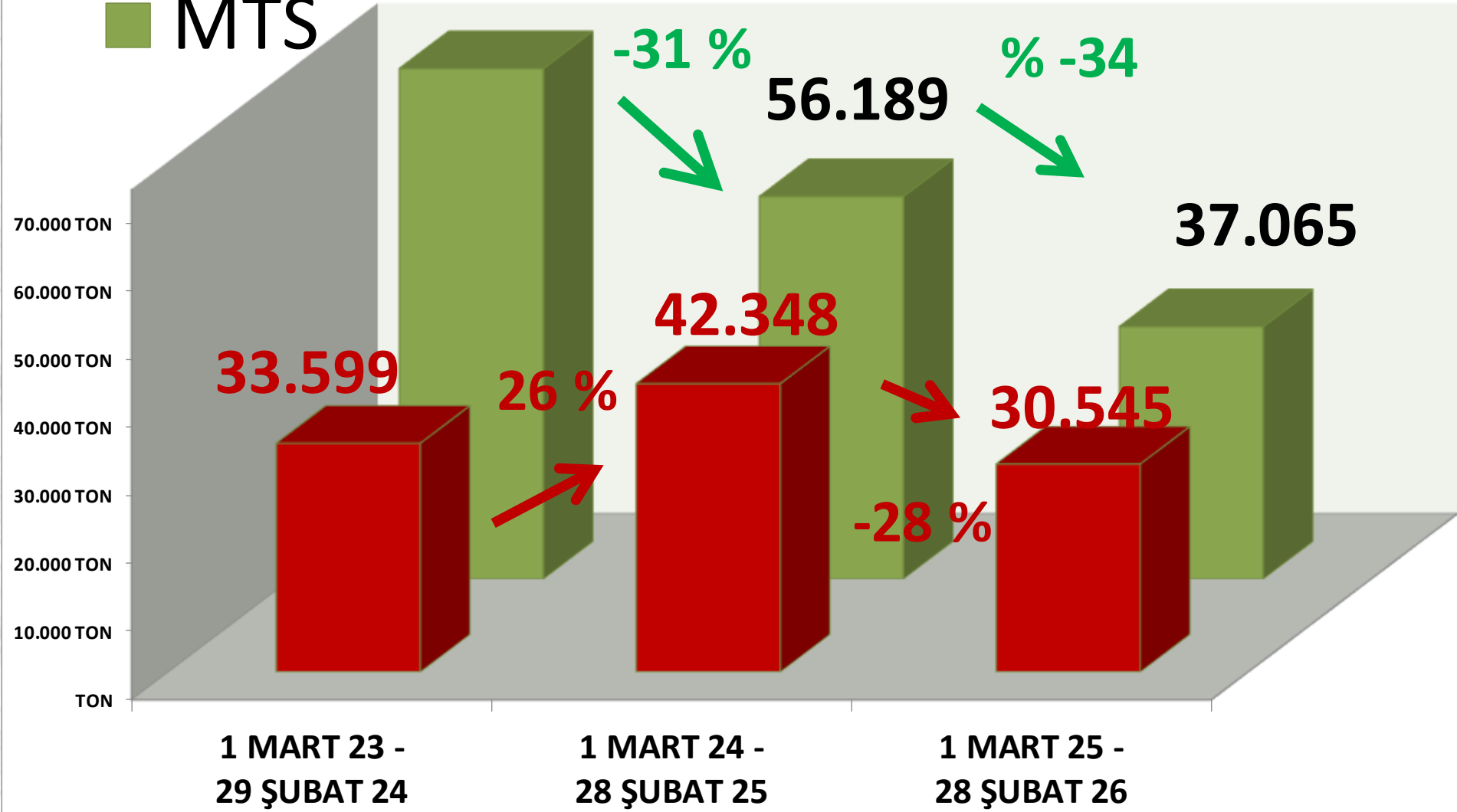
**AYLIK BUĞDAY MTS İŞLEM MİKTARI ORANLARI**

■ TTS

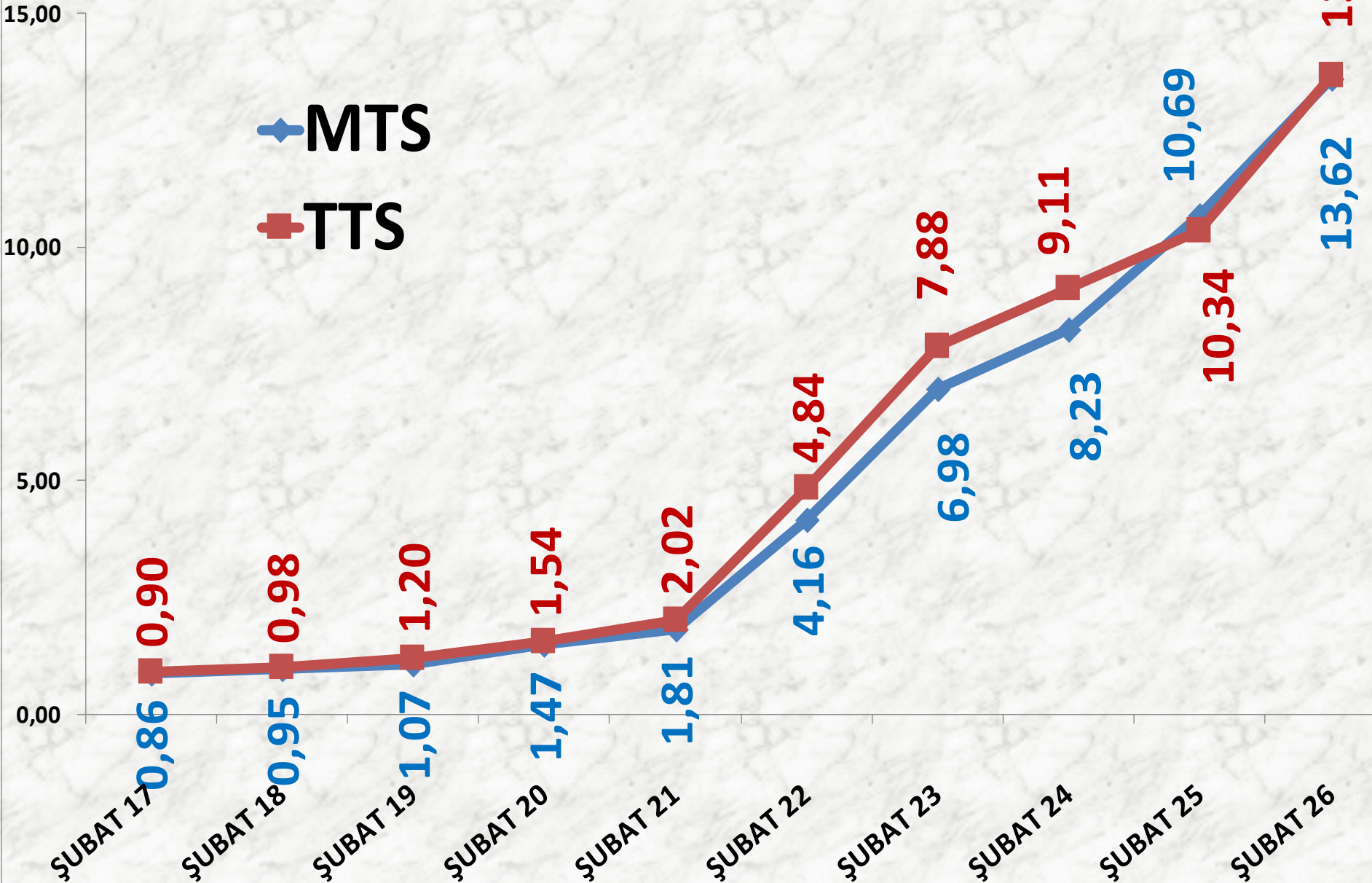
# YILLIK BUĞDAY İŞLEM MİKTARI (TON)

80.974

■ MTS



# ŞUBAT AYLARI BUĞDAY FİYAT TRENDİ (TL)



# MISIR DANE

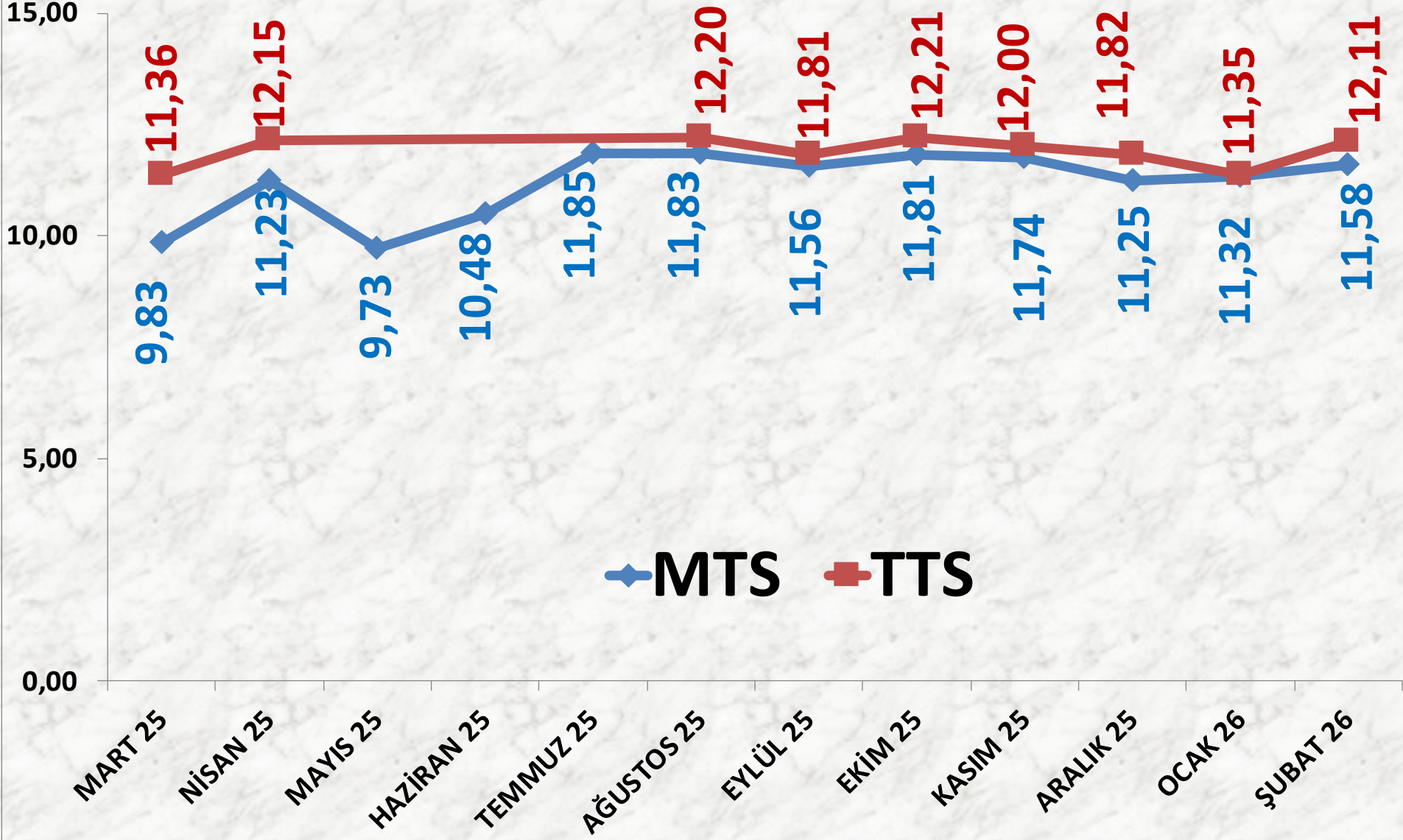
| <b>İŞLEM MİKTARI<br/>TON</b> | <b>2024 ŞUBAT</b> | <b>2025 ŞUBAT</b> |         | <b>2026 ŞUBAT</b> |         |
|------------------------------|-------------------|-------------------|---------|-------------------|---------|
| MTS                          | 14.851 TON        | -94%              | 861 TON | -7%               | 798 TON |
| TTS                          | 6.376 TON         | -94%              | 379 TON | 3%                | 392 TON |

| <b>EN AZ FİYAT</b> | <b>2024 ŞUBAT</b> | <b>2025 ŞUBAT</b> |         | <b>2026 ŞUBAT</b> |          |
|--------------------|-------------------|-------------------|---------|-------------------|----------|
| MTS                | 4,55 TL           | 32%               | 6,00 TL | 75%               | 10,50 TL |
| TTS                | 5,06 TL           | 69%               | 8,55 TL | 30%               | 11,10 TL |

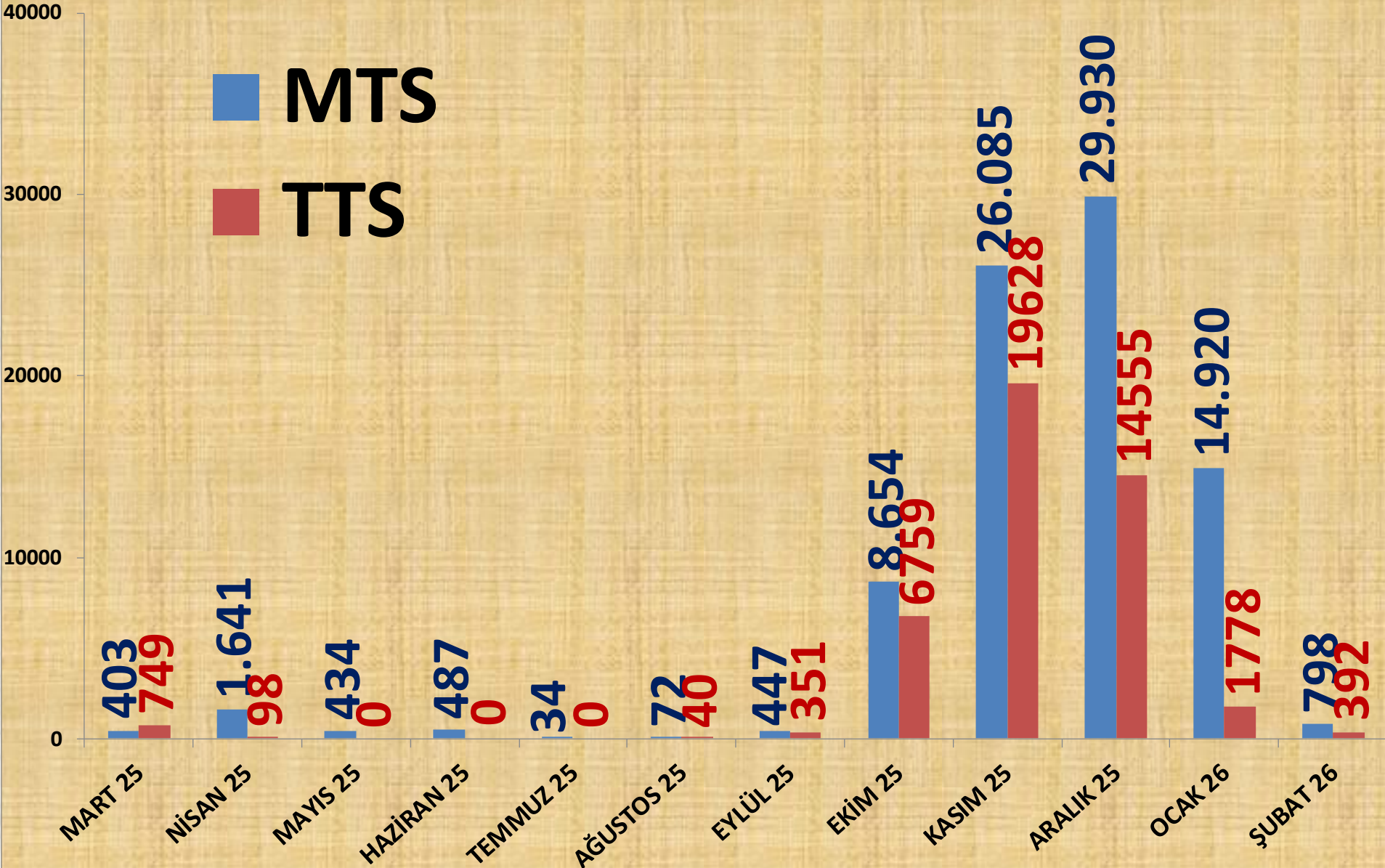
| <b>EN ÇOK FİYAT</b> | <b>2024 ŞUBAT</b> | <b>2025 ŞUBAT</b> |          | <b>2026 ŞUBAT</b> |          |
|---------------------|-------------------|-------------------|----------|-------------------|----------|
| MTS                 | 7,19 TL           | 42%               | 10,18 TL | 24%               | 12,65 TL |
| TTS                 | 7,50 TL           | 32%               | 9,90 TL  | 36%               | 13,50 TL |

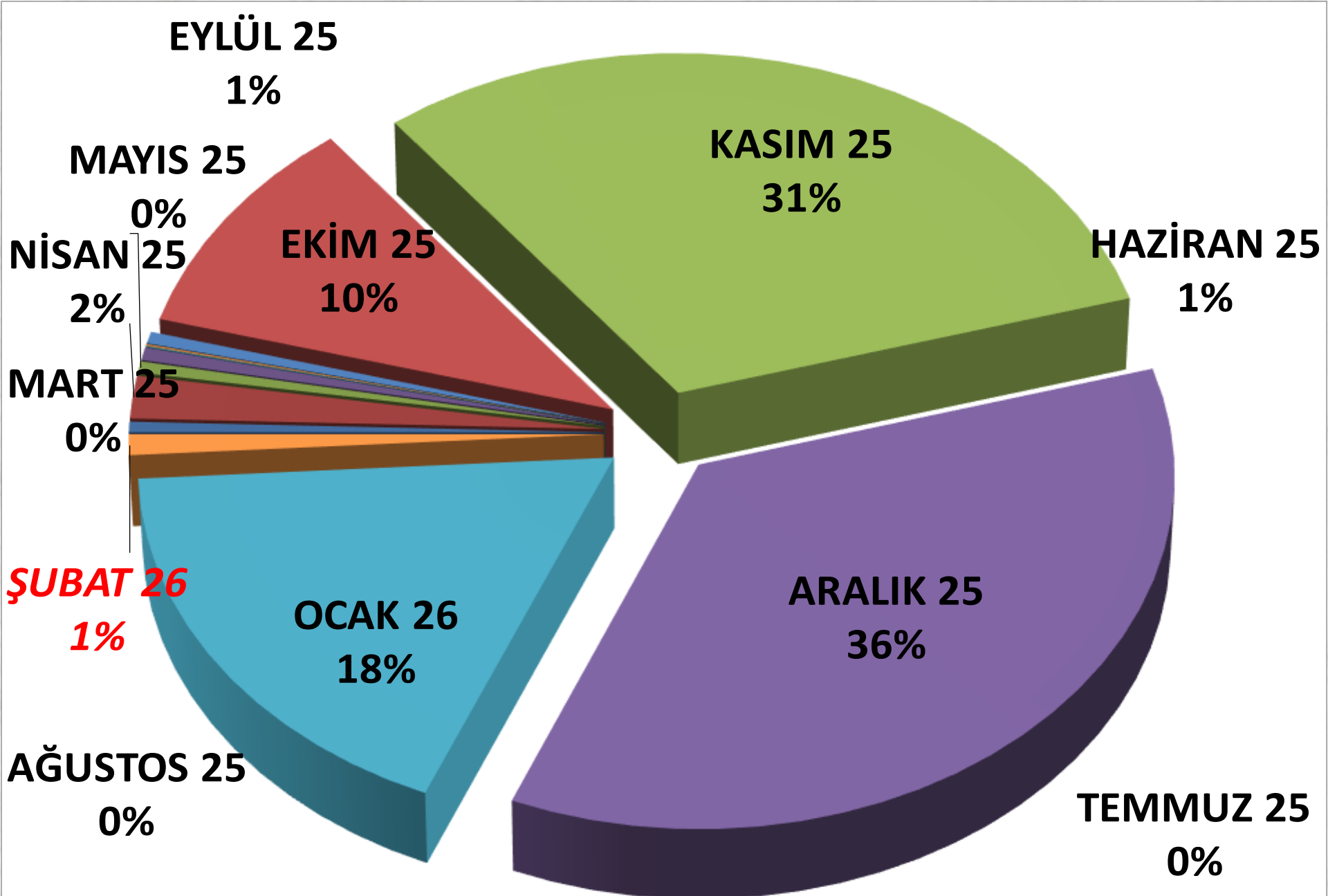
| <b>ORTALAMA<br/>FİYAT</b> | <b>2024 ŞUBAT</b> | <b>2025 ŞUBAT</b> |         | <b>2026 ŞUBAT</b> |          |
|---------------------------|-------------------|-------------------|---------|-------------------|----------|
| MTS                       | 6,09 TL           | 44%               | 8,76 TL | 32%               | 11,58 TL |
| TTS                       | 6,22 TL           | 55%               | 9,66 TL | 25%               | 12,11 TL |

# AYLIK MISIR DANE FİYAT TRENDİ (TL)



# AYLIK MISIR DANE İŞLEM MİKTARI (TON)





**AYLIK MISIR DANE MTS İŞLEM MİKTARI ORANLARI**

# MISIR ÇEREZLİK

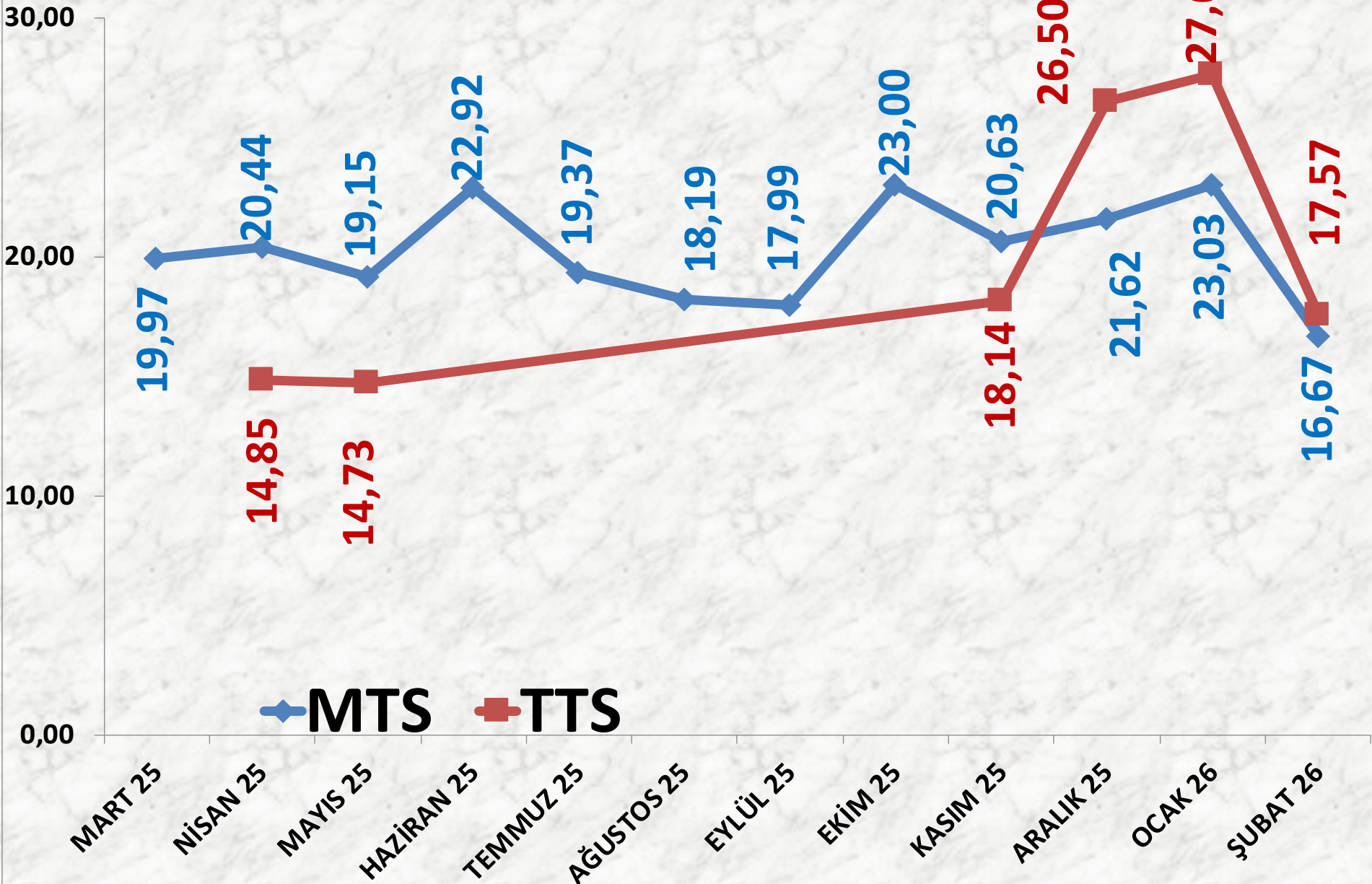
| <b>İŞLEM MİKTARI<br/>TON</b> | <b>2024 ŞUBAT</b> | <b>2025 ŞUBAT</b> |         | <b>2026 ŞUBAT</b> |           |
|------------------------------|-------------------|-------------------|---------|-------------------|-----------|
| MTS                          | 718 TON           | -2%               | 707 TON | 98%               | 1.398 TON |
| TTS                          | 948 TON           | -                 | 0       | -                 | 41 TON    |

| <b>EN AZ FİYAT</b> | <b>2023 KASIM</b> | <b>2024 KASIM</b> |          | <b>2025 KASIM</b> |          |
|--------------------|-------------------|-------------------|----------|-------------------|----------|
| MTS                | 7,50 TL           | 63%               | 12,25 TL | 44%               | 17,60 TL |
| TTS                | 9,30 TL           | 55%               | 14,38 TL | 8%                | 15,60 TL |

| <b>EN ÇOK FİYAT</b> | <b>2024 ŞUBAT</b> | <b>2025 ŞUBAT</b> |          | <b>2026 ŞUBAT</b> |          |
|---------------------|-------------------|-------------------|----------|-------------------|----------|
| MTS                 | 15,66 TL          | 21%               | 19,00 TL | 5%                | 20,00 TL |
| TTS                 | 14,85 TL          | -                 | -        | -                 | 17,57 TL |

| <b>ORTALAMA<br/>FİYAT</b> | <b>2024 ŞUBAT</b> | <b>2025 ŞUBAT</b> |          | <b>2026 ŞUBAT</b> |          |
|---------------------------|-------------------|-------------------|----------|-------------------|----------|
| MTS                       | 9,10 TL           | 75%               | 15,91 TL | 5%                | 16,67 TL |
| TTS                       | 13,16 TL          | -                 | -        | -                 | 17,57 TL |

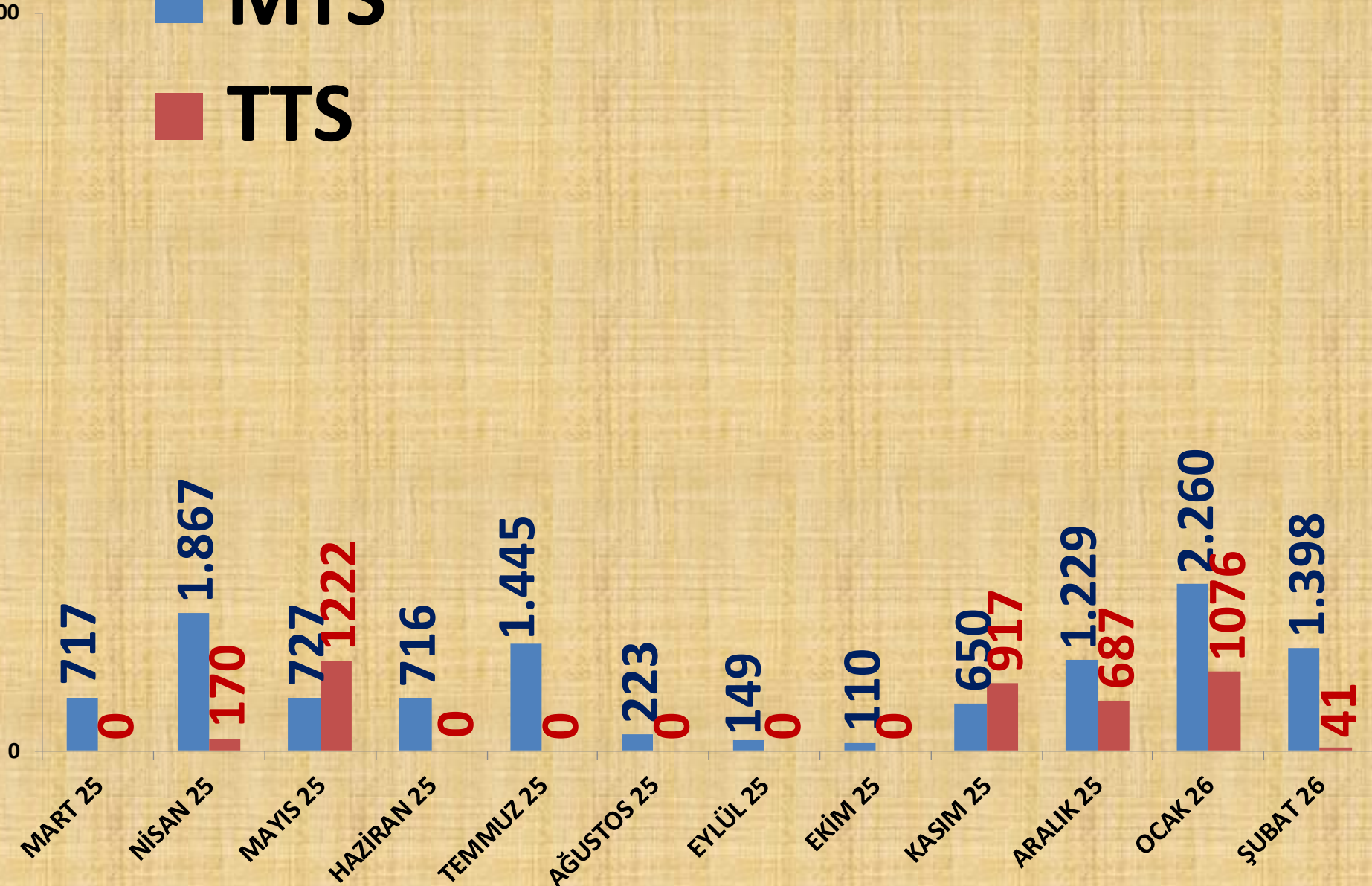
# AYLIK MISIR ÇEREZLİK FİYAT TRENDİ (TL)

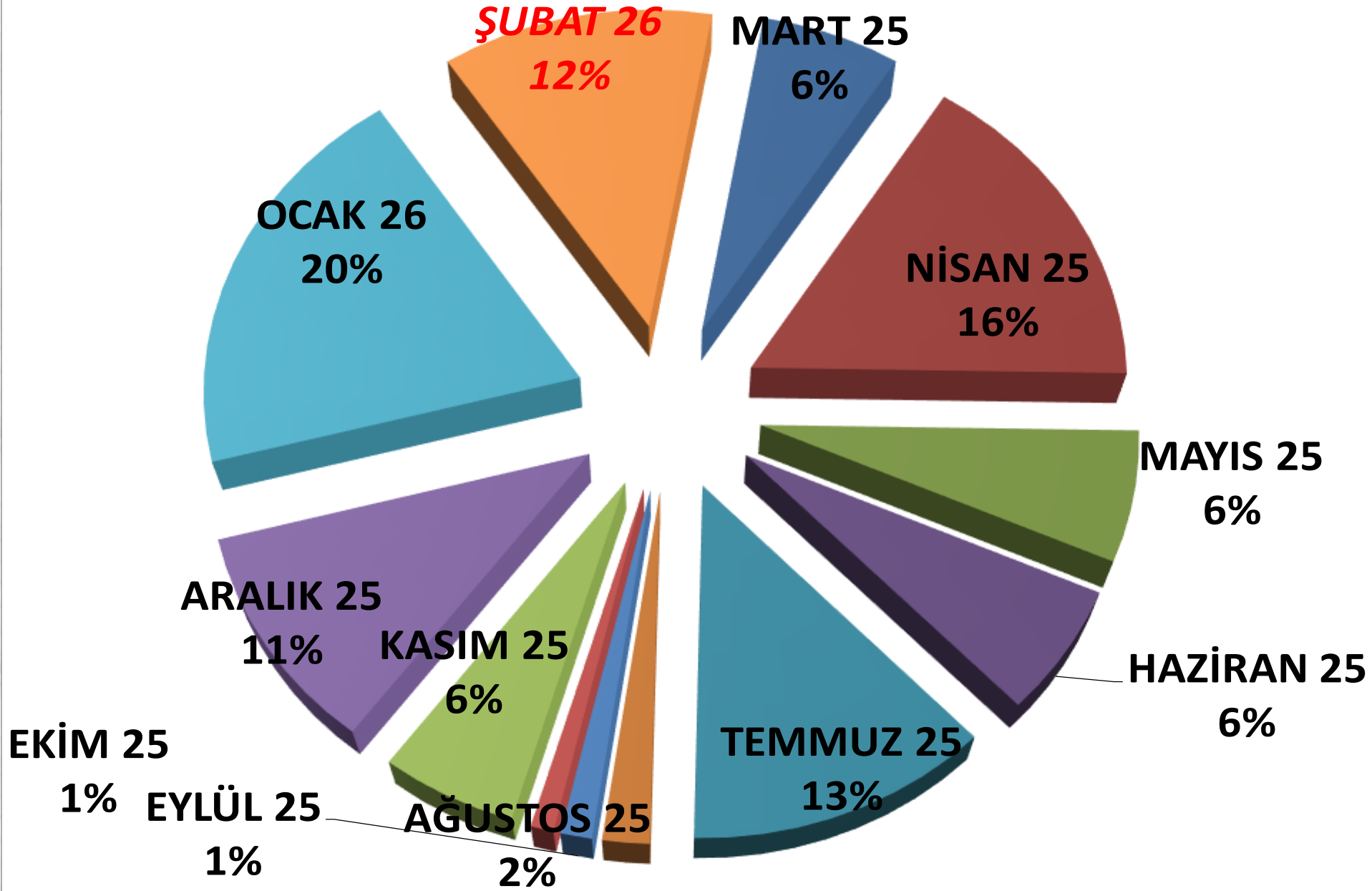


# AYLIK MISIR ÇEREZLİK İŞLEM MİKTARI (TON)

■ MTS

■ TTS





**AYLIK MISIR ÇEREZLİK MTS İŞLEM MİKTARI ORANLARI**

# ŞUBAT AYLARI MISIR ÇEREZLİK FİYAT TRENDİ (TL)

◆ MTS  
■ TTS

30,00  
20,00  
10,00  
0,00

ŞUBAT 17

ŞUBAT 18

ŞUBAT 19

ŞUBAT 20

ŞUBAT 21

ŞUBAT 22

ŞUBAT 23

ŞUBAT 24

ŞUBAT 25

ŞUBAT 26

7,53

9,10

11,00

13,16

15,91

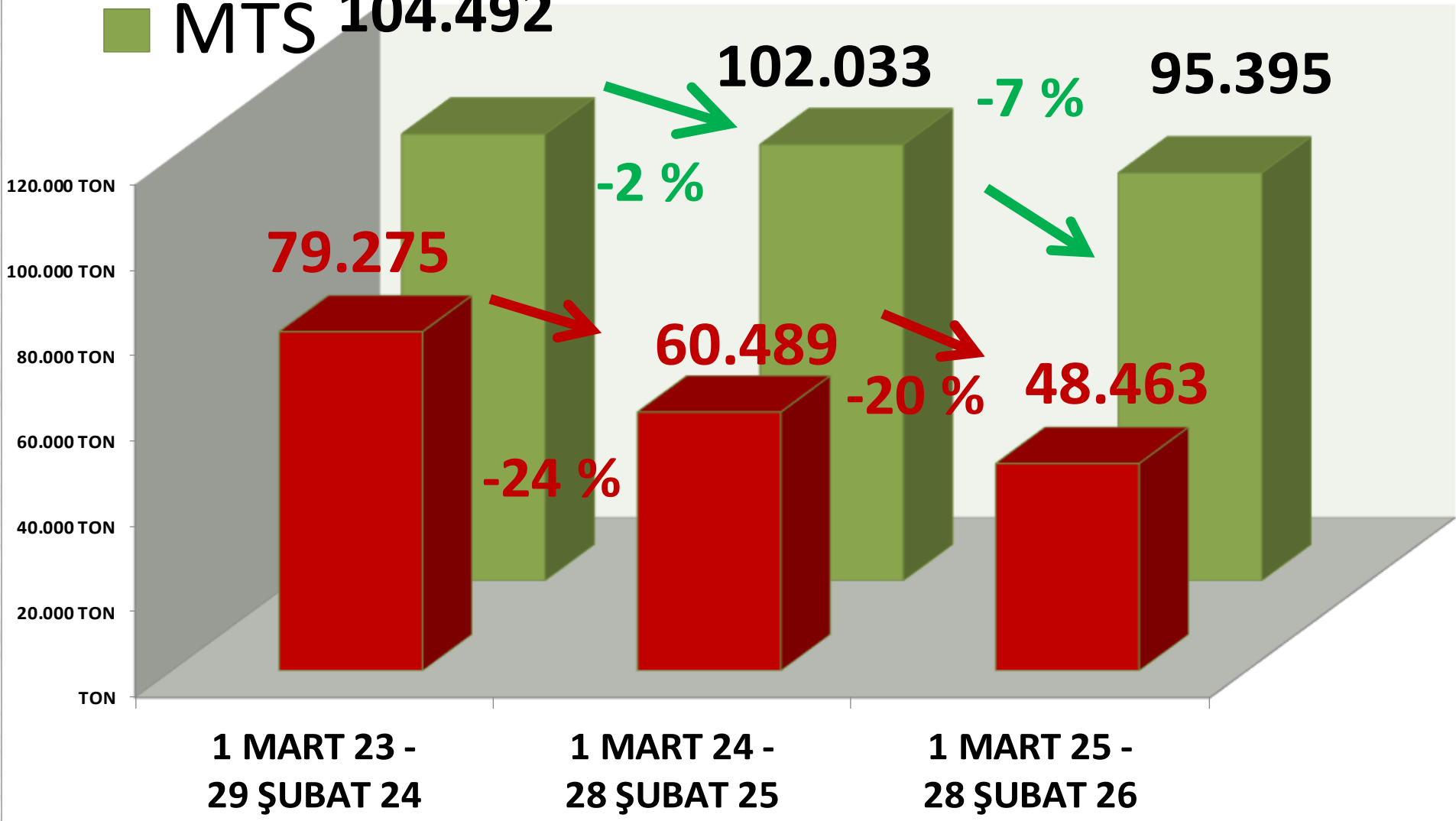
16,67

17,57

■ TTS

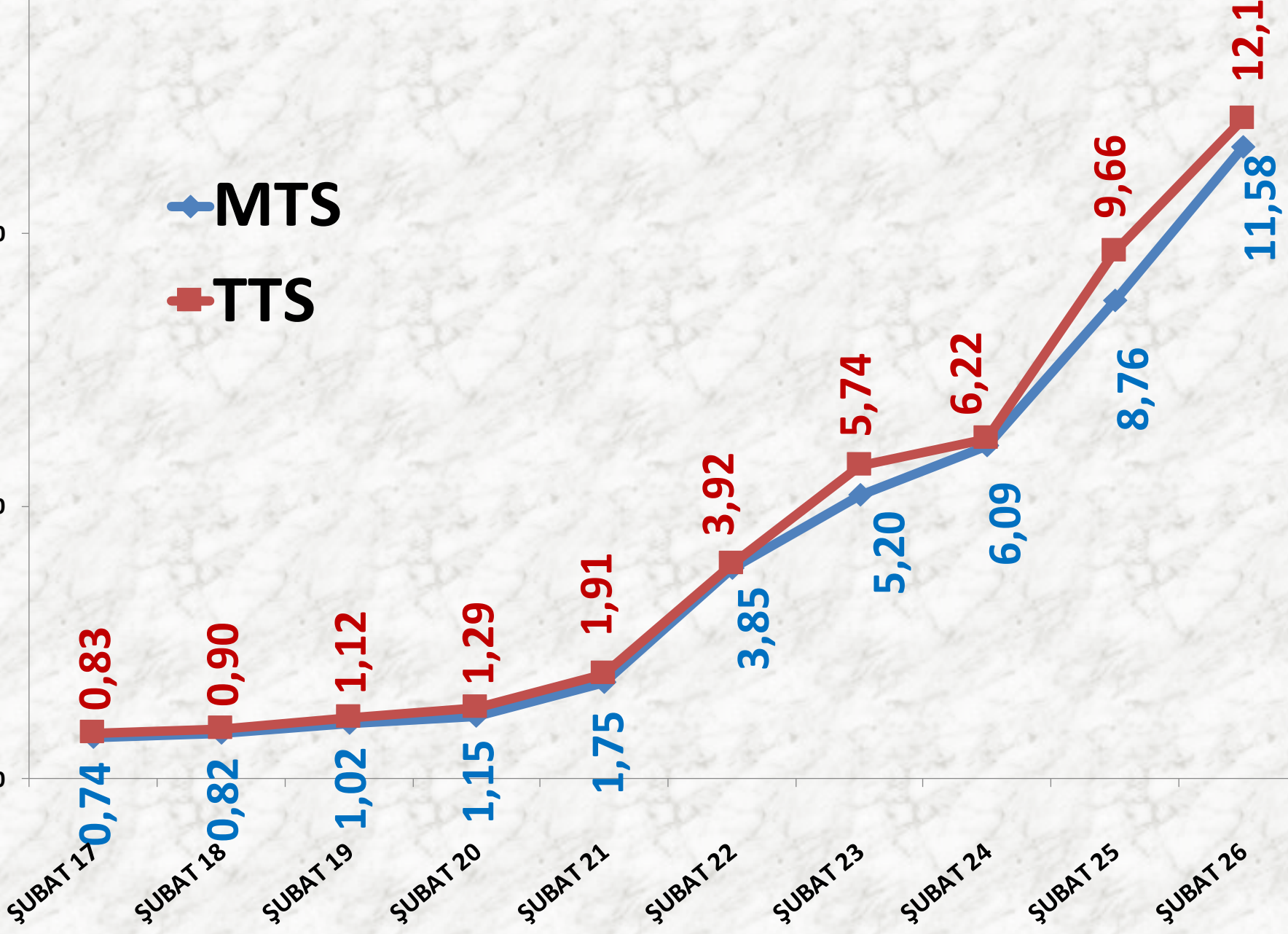
# YILLIK MISIR DANE İŞLEM MİKTARI (TON)

■ MTS 104.492



# ŞUBAT AYLARI MISIR DANE FİYAT TRENDİ (TL)

◆ MTS  
■ TTS



# NOHUT

| <b>İŞLEM MİKTARI<br/>TON</b> | <b>2024 ŞUBAT</b> | <b>2025 ŞUBAT</b> |         | <b>2026 ŞUBAT</b> |         |
|------------------------------|-------------------|-------------------|---------|-------------------|---------|
| MTS                          | 223 TON           | -50%              | 112 TON | 332%              | 485 TON |
| TTS                          | 214 TON           | -75%              | 53 TON  | -40%              | 32 TON  |

| <b>EN AZ FİYAT</b> | <b>2024 ŞUBAT</b> | <b>2025 ŞUBAT</b> |          | <b>2026 ŞUBAT</b> |          |
|--------------------|-------------------|-------------------|----------|-------------------|----------|
| MTS                | 36,00 TL          | 6%                | 38,11 TL | -21%              | 30,00 TL |
| TTS                | 18,85 TL          | 277%              | 71,00 TL | -75%              | 17,50 TL |

| <b>EN ÇOK FİYAT</b> | <b>2024 ŞUBAT</b> | <b>2025 ŞUBAT</b> |          | <b>2026 ŞUBAT</b> |          |
|---------------------|-------------------|-------------------|----------|-------------------|----------|
| MTS                 | 62,52 TL          | 19%               | 74,25 TL | 32%               | 98,00 TL |
| TTS                 | 50,00 TL          | 42%               | 71,00 TL | -23%              | 55,00 TL |

| <b>ORTALAMA<br/>FİYAT</b> | <b>2024 ŞUBAT</b> | <b>2025 ŞUBAT</b> |          | <b>2026 ŞUBAT</b> |          |
|---------------------------|-------------------|-------------------|----------|-------------------|----------|
| MTS                       | 52,86 TL          | 22%               | 64,74 TL | 12%               | 72,43 TL |
| TTS                       | 34,56 TL          | 105%              | 71,00 TL | -63%              | 26,09 TL |

# NOHUT DOĞAL

| <b>İŞLEM MİKTARI<br/>TON</b> | <b>2024 ŞUBAT</b> | <b>2025 ŞUBAT</b> |       | <b>2026 ŞUBAT</b> |         |
|------------------------------|-------------------|-------------------|-------|-------------------|---------|
| MTS                          | 82 TON            | -95%              | 4 TON | 4981%             | 205 TON |
| TTS                          | 134 TON           | -                 | 0     | -                 | 3 TON   |

| <b>EN AZ FİYAT</b> | <b>2024 ŞUBAT</b> | <b>2025 ŞUBAT</b> |          | <b>2026 ŞUBAT</b> |          |
|--------------------|-------------------|-------------------|----------|-------------------|----------|
| MTS                | 36,00 TL          | 6%                | 38,11 TL | 20%               | 45,92 TL |
| TTS                | 31,50 TL          | -                 | -        | -                 | 55,00 TL |

| <b>EN ÇOK FİYAT</b> | <b>2024 ŞUBAT</b> | <b>2025 ŞUBAT</b> |          | <b>2026 ŞUBAT</b> |          |
|---------------------|-------------------|-------------------|----------|-------------------|----------|
| MTS                 | 45,76 TL          | 0%                | 45,92 TL | 52%               | 70,00 TL |
| TTS                 | 50,00 TL          | -                 | -        | -                 | 55,00 TL |

| <b>ORTALAMA<br/>FİYAT</b> | <b>2024 ŞUBAT</b> | <b>2025 ŞUBAT</b> |          | <b>2026 ŞUBAT</b> |          |
|---------------------------|-------------------|-------------------|----------|-------------------|----------|
| MTS                       | 42,91 TL          | -7%               | 40,11 TL | 58%               | 63,19 TL |
| TTS                       | 43,52 TL          | -                 | -        | -                 | 55,00 TL |

# NOHUT - ELENMİŞ

| <b>İŞLEM MİKTARI<br/>TON</b> | <b>2024 ŞUBAT</b> | <b>2025 ŞUBAT</b> |         | <b>2026 ŞUBAT</b> |         |
|------------------------------|-------------------|-------------------|---------|-------------------|---------|
| MTS                          | 141 TON           | -23%              | 108 TON | 130%              | 248 TON |
| TTS                          | 0                 | -                 | 53 TON  | -100%             | 0       |

| <b>EN AZ FİYAT</b> | <b>2024 ŞUBAT</b> | <b>2025 ŞUBAT</b> |          | <b>2026 ŞUBAT</b> |          |
|--------------------|-------------------|-------------------|----------|-------------------|----------|
| MTS                | 55,00 TL          | 4%                | 57,00 TL | 28%               | 73,00 TL |
| TTS                | -                 | -                 | 71,00 TL | -                 | -        |

| <b>EN ÇOK FİYAT</b> | <b>2024 ŞUBAT</b> | <b>2025 ŞUBAT</b> |          | <b>2026 ŞUBAT</b> |          |
|---------------------|-------------------|-------------------|----------|-------------------|----------|
| MTS                 | 62,52 TL          | 19%               | 74,25 TL | 32%               | 98,00 TL |
| TTS                 | -                 | -                 | 71,00 TL | -                 | -        |

| <b>ORTALAMA<br/>FİYAT</b> | <b>2024 ŞUBAT</b> | <b>2025 ŞUBAT</b> |          | <b>2026 ŞUBAT</b> |          |
|---------------------------|-------------------|-------------------|----------|-------------------|----------|
| MTS                       | 58,64 TL          | 12%               | 65,66 TL | 30%               | 85,52 TL |
| TTS                       | -                 | -                 | 71,00 TL | -                 | -        |

# AYLIK NOHUT FİYAT TRENDİ (TL)

◆ MTS

■ TTS

90,00

45,00

0,00

MART 25

NISAN 25

MAYIS 25

HAZİRAN 25

TEMMUZ 25

AĞUSTOS 25

EYLÜL 25

EKİM 25

KASIM 25

ARALIK 25

OCAK 26

ŞUBAT 26

24,00

44,00

24,83

53,19

16,24

31,10

22,45

22,36

20,09

40,00

26,09

48,52

53,50

55,20

58,88

58,70

46,68

54,10

71,74

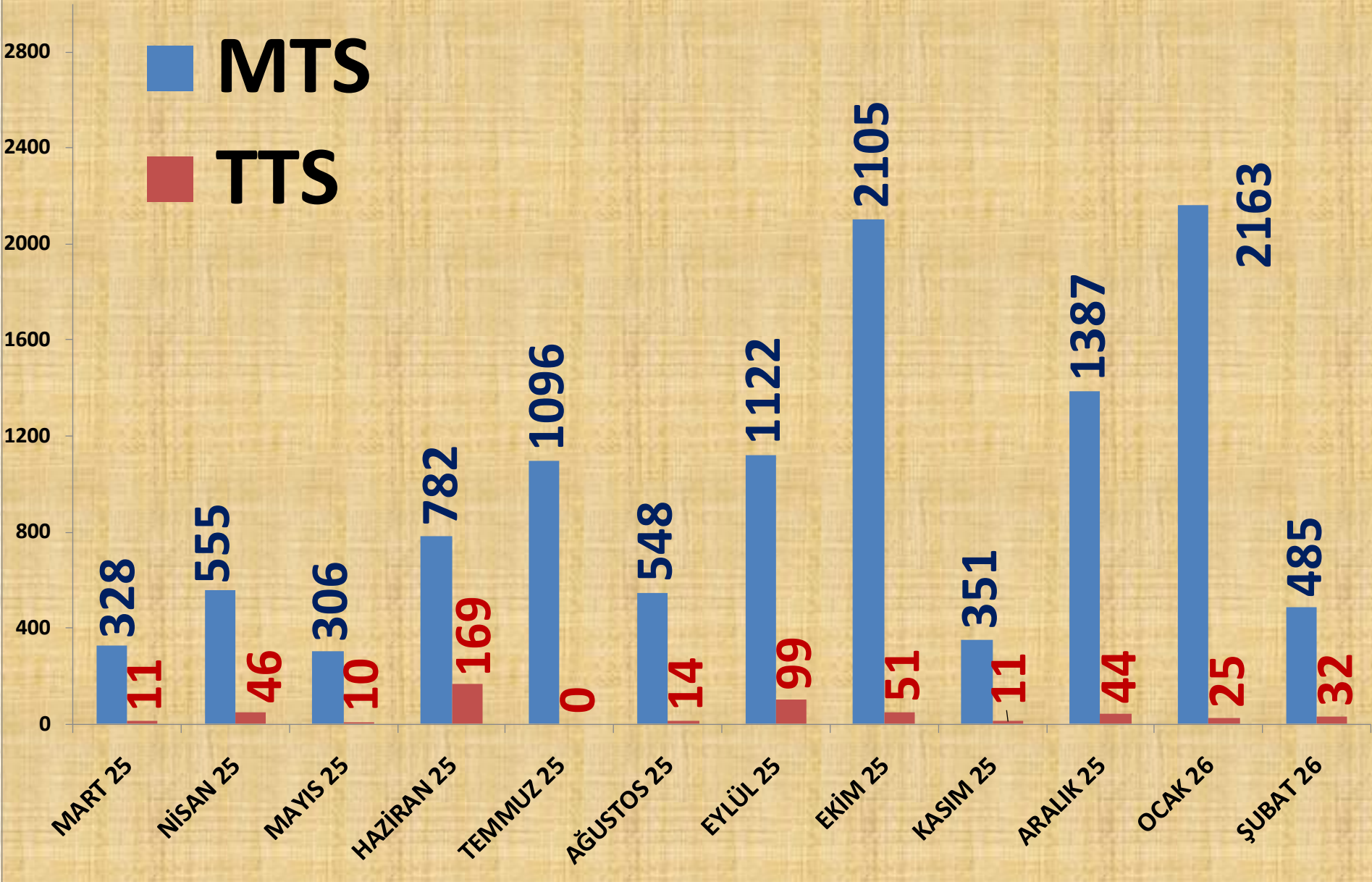
73,82

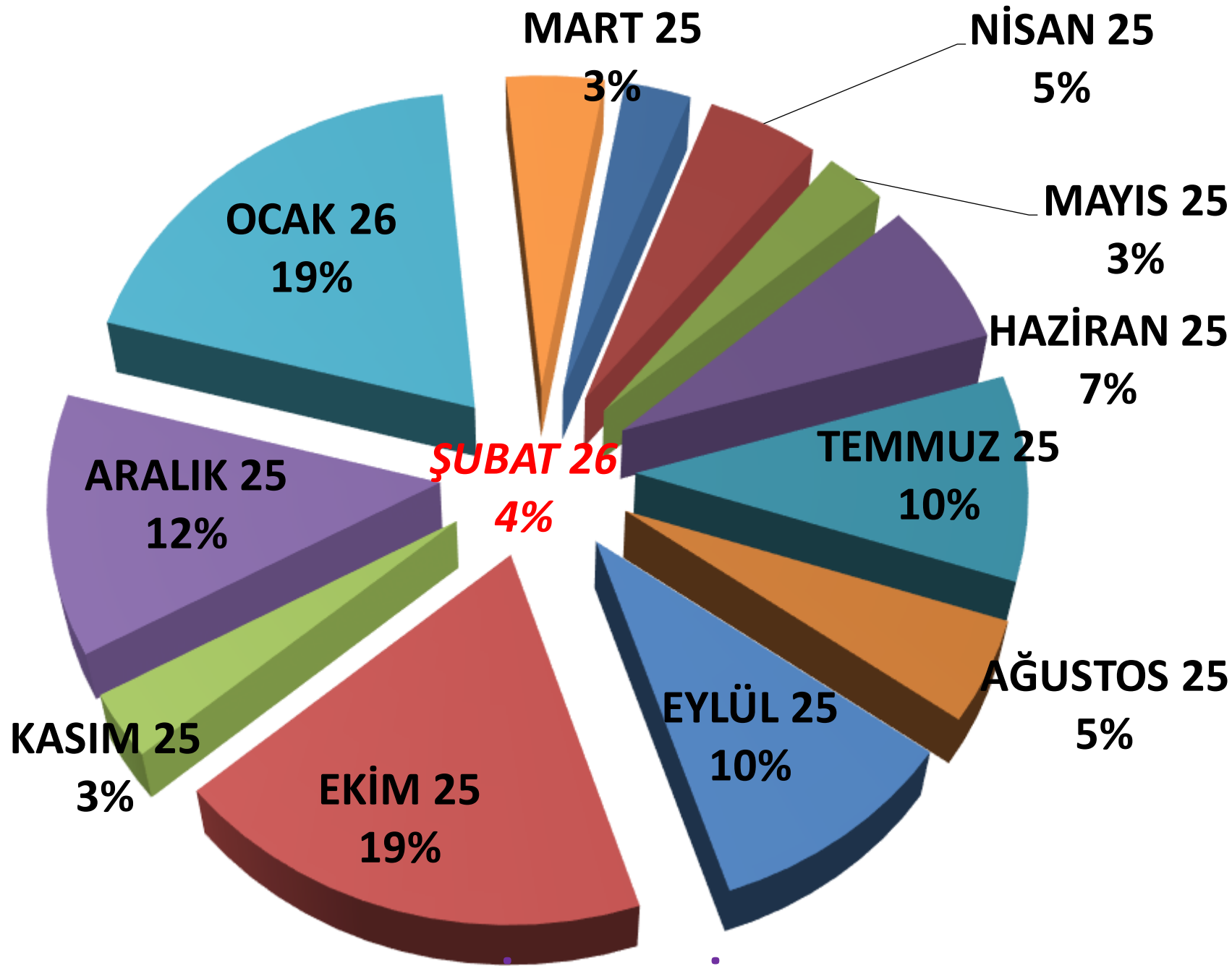
78,52

79,42

72,43

# AYLIK NOHUT İŞLEM MİKTARI (TON)



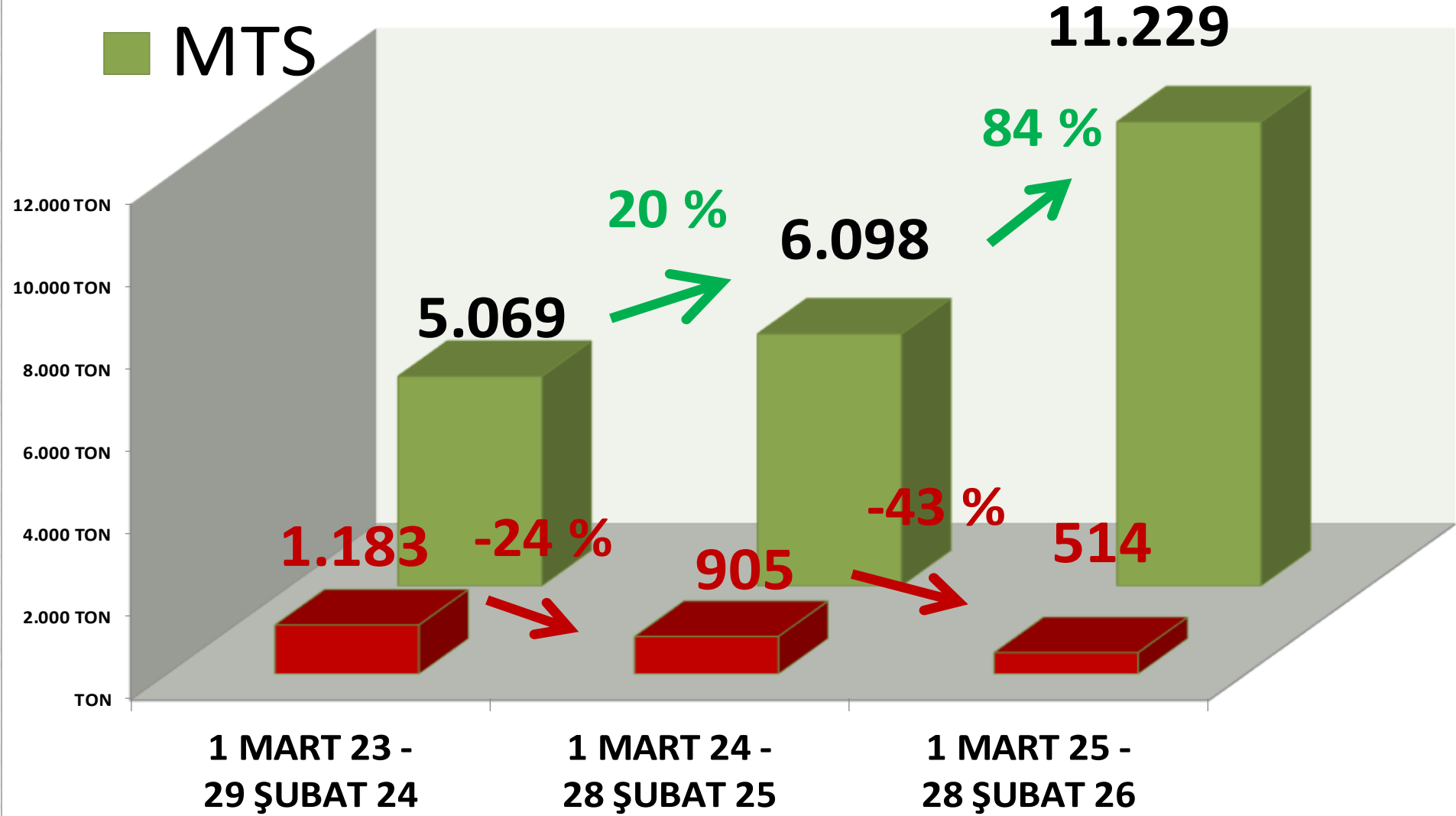


**AYLIK NOHUT MTS İŞLEM MİKTARI ORANLARI**

■ TTS

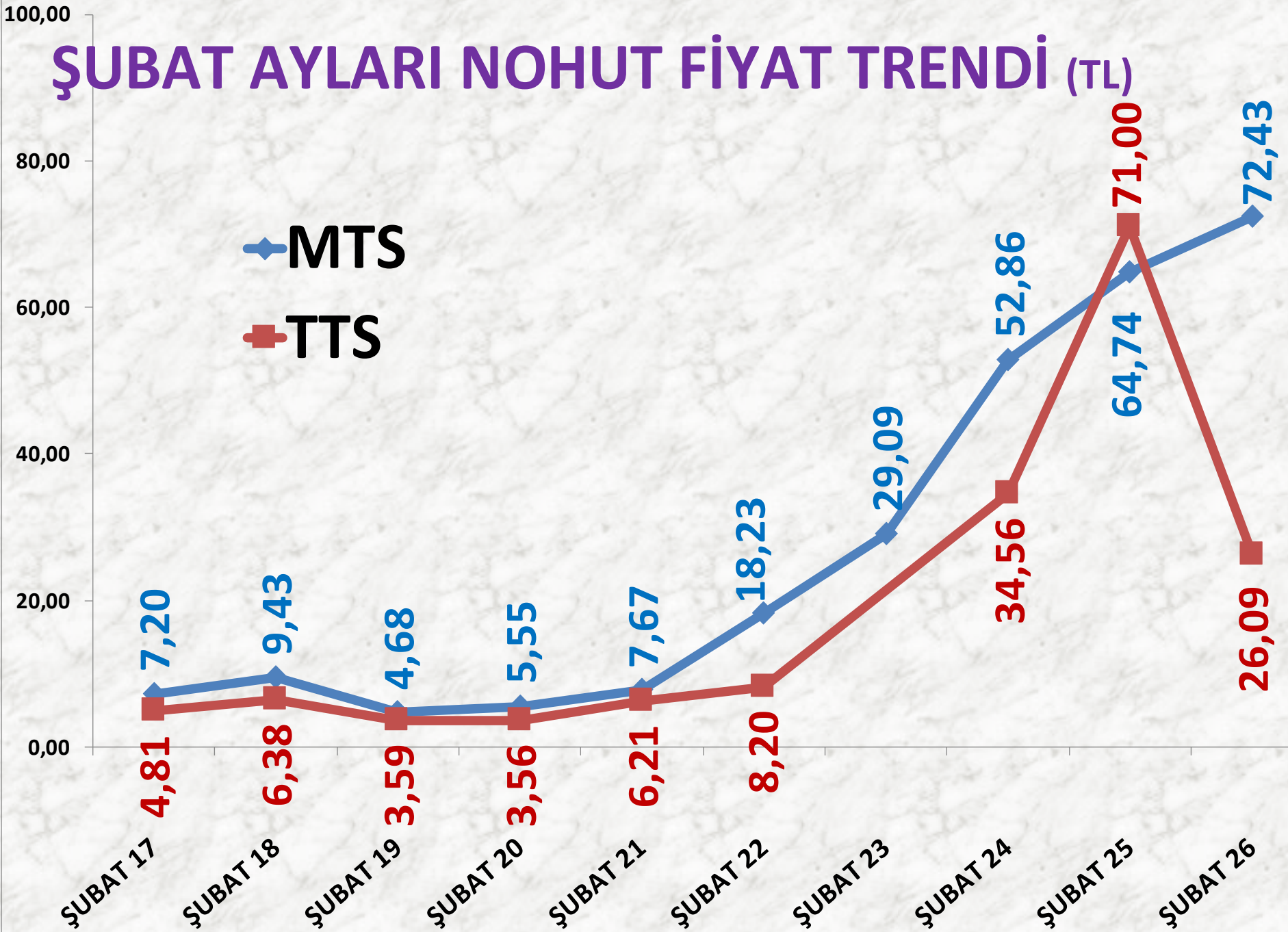
# YILLIK NOHUT İŞLEM MİKTARI (TON)

■ MTS



# ŞUBAT AYLARI NOHUT FİYAT TRENDİ (TL)

◆ MTS  
■ TTS



# BEYAZ LEBLEBİ

## LEBLEBİ BEYAZ 8,50 mm

| İŞLEM MİKTARI<br>TON | 2024 ŞUBAT | 2025 ŞUBAT |       | 2026 ŞUBAT |   |
|----------------------|------------|------------|-------|------------|---|
|                      | TTS        | 24 TON     | -100% | 0          | - |

## LEBLEBİ BEYAZ 9 mm

| İŞLEM MİKTARI<br>TON | 2024 ŞUBAT | 2025 ŞUBAT |     | 2026 ŞUBAT |      |
|----------------------|------------|------------|-----|------------|------|
|                      | TTS        | 48 TON     | 18% | 57 TON     | -81% |

# BEYAZ LEBLEBİ

## LEBLEBİ BEYAZ 9 + 9,50 mm

| İŞLEM MİKTARI<br>TON | 2024 ŞUBAT | 2025 ŞUBAT |       | 2026 ŞUBAT |        |
|----------------------|------------|------------|-------|------------|--------|
| TTS                  | 40 TON     | -76%       | 9 TON | 188%       | 27 TON |

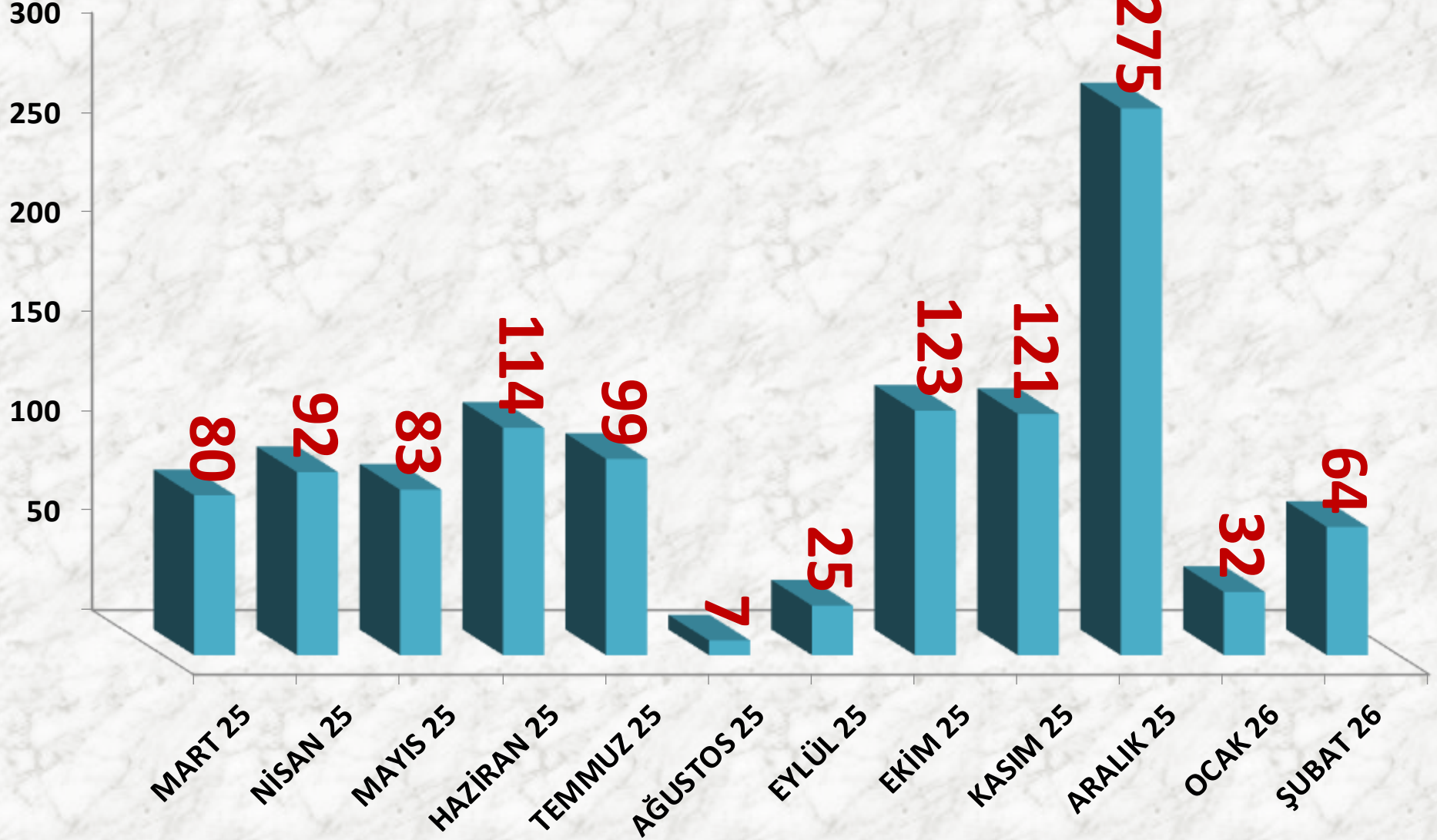
## LEBLEBİ ELENTİ (Beyaz)

| İŞLEM MİKTARI<br>TON | 2024 ŞUBAT | 2025 ŞUBAT |   | 2026 ŞUBAT |   |
|----------------------|------------|------------|---|------------|---|
| TTS                  | 3 TON      | -          | 0 | -          | 0 |

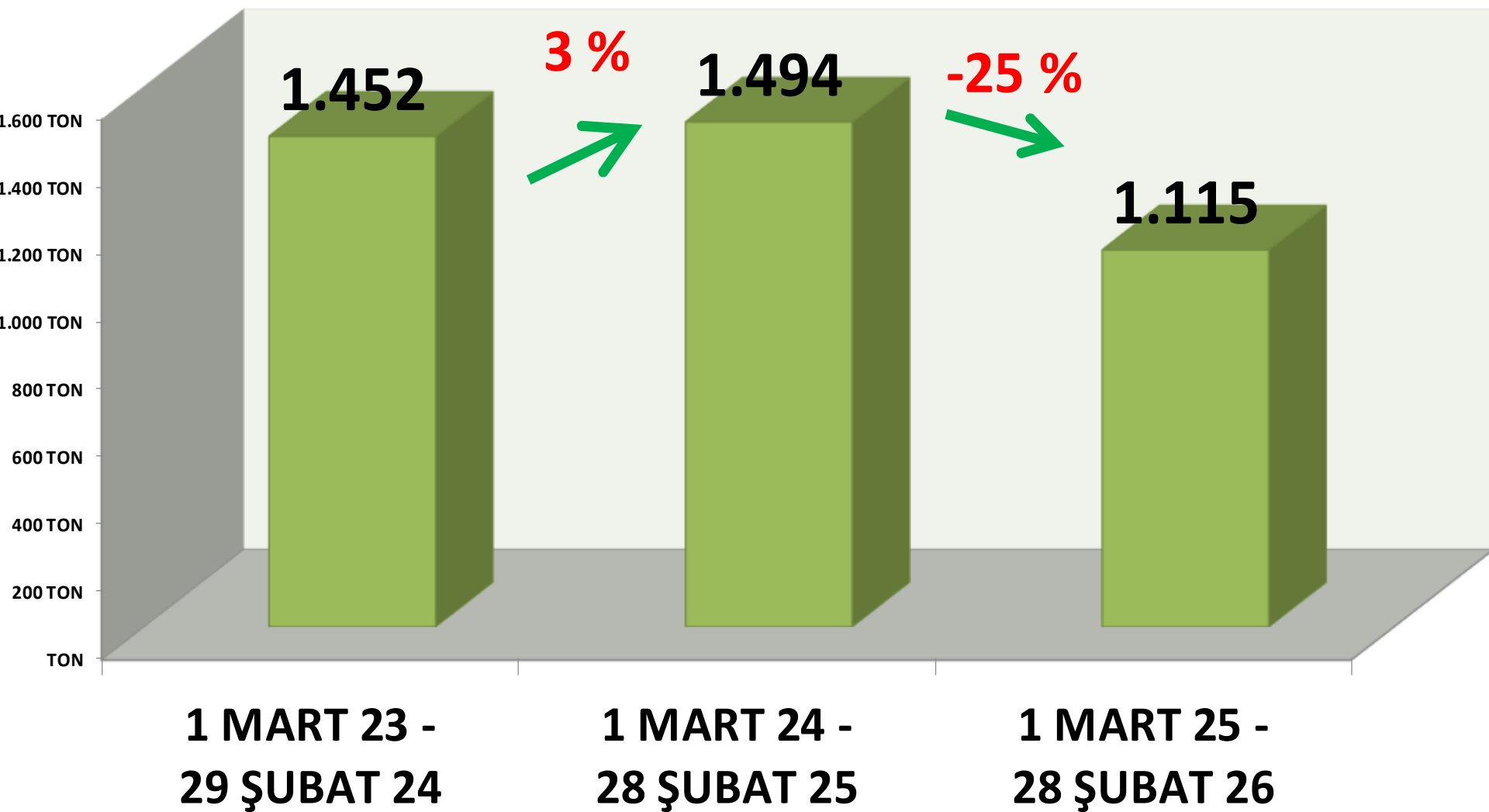
## LEBLEBİ BEYAZ TOPLAM

| İŞLEM MİKTARI<br>TON | 2024 ŞUBAT     | 2025 ŞUBAT |               | 2026 ŞUBAT |               |
|----------------------|----------------|------------|---------------|------------|---------------|
| TTS                  | <u>115 TON</u> | -42%       | <u>66 TON</u> | -3%        | <u>64 TON</u> |

# Leblebi Beyaz İşlem Miktarı (Ton)



# YILLIK TOPLAM BEYAZ LEBLEBİ İŞLEM MİKTARI (TON)



## LEBLEBİ BEYAZ 8,50 mm FİYATLARI

| FİYAT    | 2024 ŞUBAT | 2025 ŞUBAT |   | 2026 ŞUBAT |           |
|----------|------------|------------|---|------------|-----------|
| EN AZ    | 68,00 TL   | -          | - | -          | 94,97 TL  |
| EN ÇOK   | 69,31 TL   | -          | - | -          | 120,00 TL |
| ORTALAMA | 68,11 TL   | -          | - | -          | 105,26 TL |

## LEBLEBİ BEYAZ 9 mm FİYATLARI

| FİYAT    | 2024 ŞUBAT | 2025 ŞUBAT |           | 2026 ŞUBAT |           |
|----------|------------|------------|-----------|------------|-----------|
| EN AZ    | 90,20 TL   | 1%         | 91,00 TL  | 67%        | 152,00 TL |
| EN ÇOK   | 102,00 TL  | 29%        | 132,00 TL | 31%        | 173,00 TL |
| ORTALAMA | 90,60 TL   | 29%        | 117,25 TL | 37%        | 160,56 TL |

## LEBLEBİ BEYAZ 9 + 9,50 mm FİYATLARI

| FİYAT    | 2024 ŞUBAT | 2025 ŞUBAT |          | 2026 ŞUBAT |           |
|----------|------------|------------|----------|------------|-----------|
| EN AZ    | 73,00 TL   | 10%        | 80,00 TL | 51%        | 120,79 TL |
| EN ÇOK   | 90,00 TL   | -1%        | 89,00 TL | 69%        | 150,00 TL |
| ORTALAMA | 78,01 TL   | 7%         | 83,52 TL | 61%        | 134,36 TL |

## LEBLEBİ ELENTİ (Beyaz) Fiyatları

| ORTALAMA FİYAT | 2024 ŞUBAT | 2025 ŞUBAT |   | 2026 ŞUBAT |   |
|----------------|------------|------------|---|------------|---|
|                | 10,00 TL   | -          | - | -          | - |

# SARI LEBLEBİ

## LEBLEBİ SARI 9 mm

| İŞLEM MİKT. TON | 2024 ŞUBAT | 2025 ŞUBAT |        | 2026 ŞUBAT |          |
|-----------------|------------|------------|--------|------------|----------|
| TTS             | 11 TON     | 455%       | 63 TON | -100%      | 0,16 TON |

## LEBLEBİ SARI 9,50 mm

| İŞLEM MİKT. TON | 2024 ŞUBAT | 2025 ŞUBAT |        | 2026 ŞUBAT |        |
|-----------------|------------|------------|--------|------------|--------|
| TTS             | 37 TON     | -63%       | 14 TON | 330%       | 58 TON |

## LEBLEBİ SARI 9,75 mm

| İŞLEM MİKT. TON | 2024 ŞUBAT | 2025 ŞUBAT |        | 2026 ŞUBAT |       |
|-----------------|------------|------------|--------|------------|-------|
| TTS             | 39 TON     | -22%       | 30 TON | -92%       | 2 TON |

## LEBLEBİ SARI 10 mm

| İŞLEM MİKT. TON | 2024 ŞUBAT | 2025 ŞUBAT |         | 2026 ŞUBAT |        |
|-----------------|------------|------------|---------|------------|--------|
| TTS             | 6 TON      | 2434%      | 152 TON | -57%       | 65 TON |

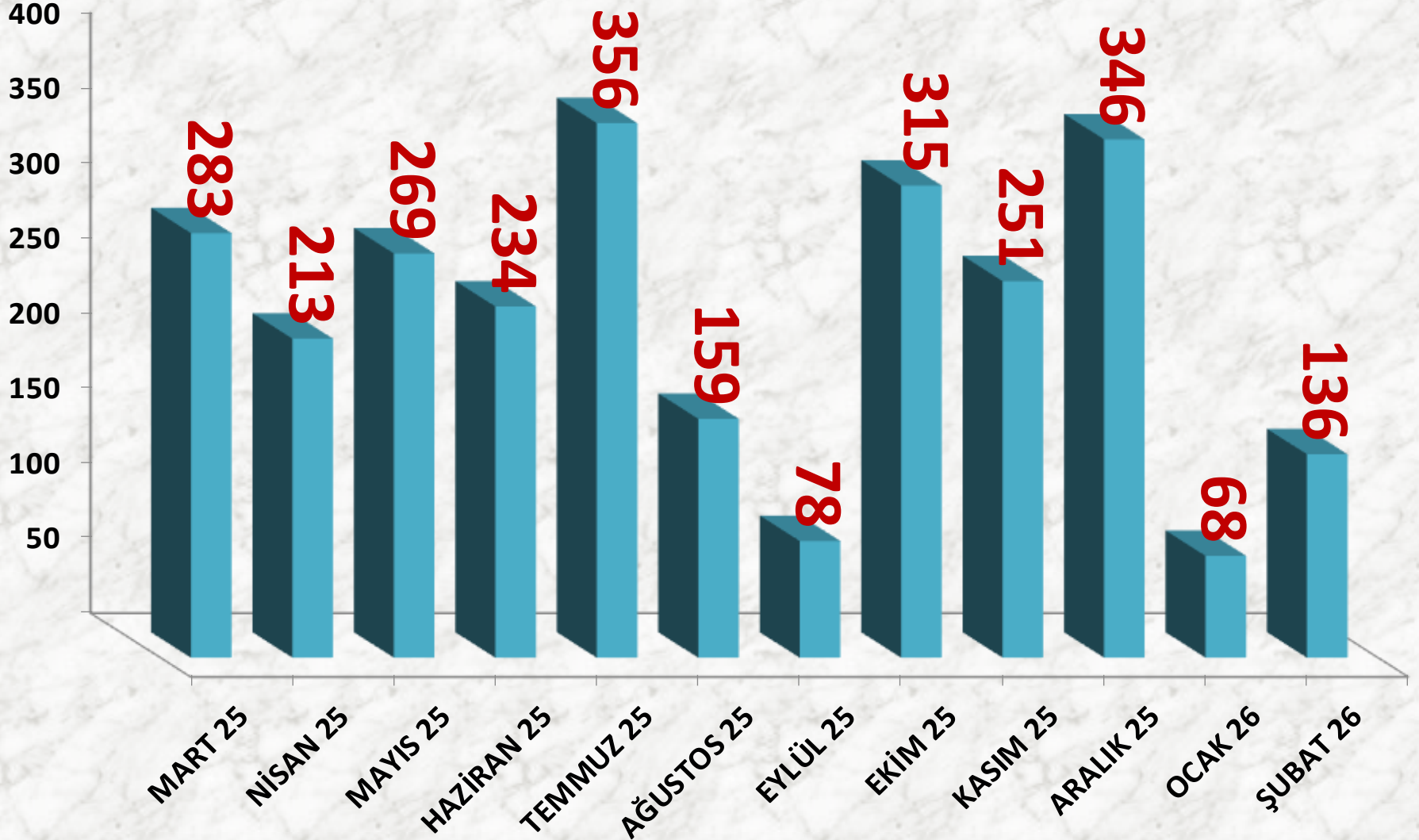
## LEBLEBİ KALBURALTI (SARI)

| İŞLEM MİKT. TON | 2024 ŞUBAT | 2025 ŞUBAT |       | 2026 ŞUBAT |       |
|-----------------|------------|------------|-------|------------|-------|
| TTS             | 7 TON      | -64%       | 3 TON | 277%       | 9 TON |

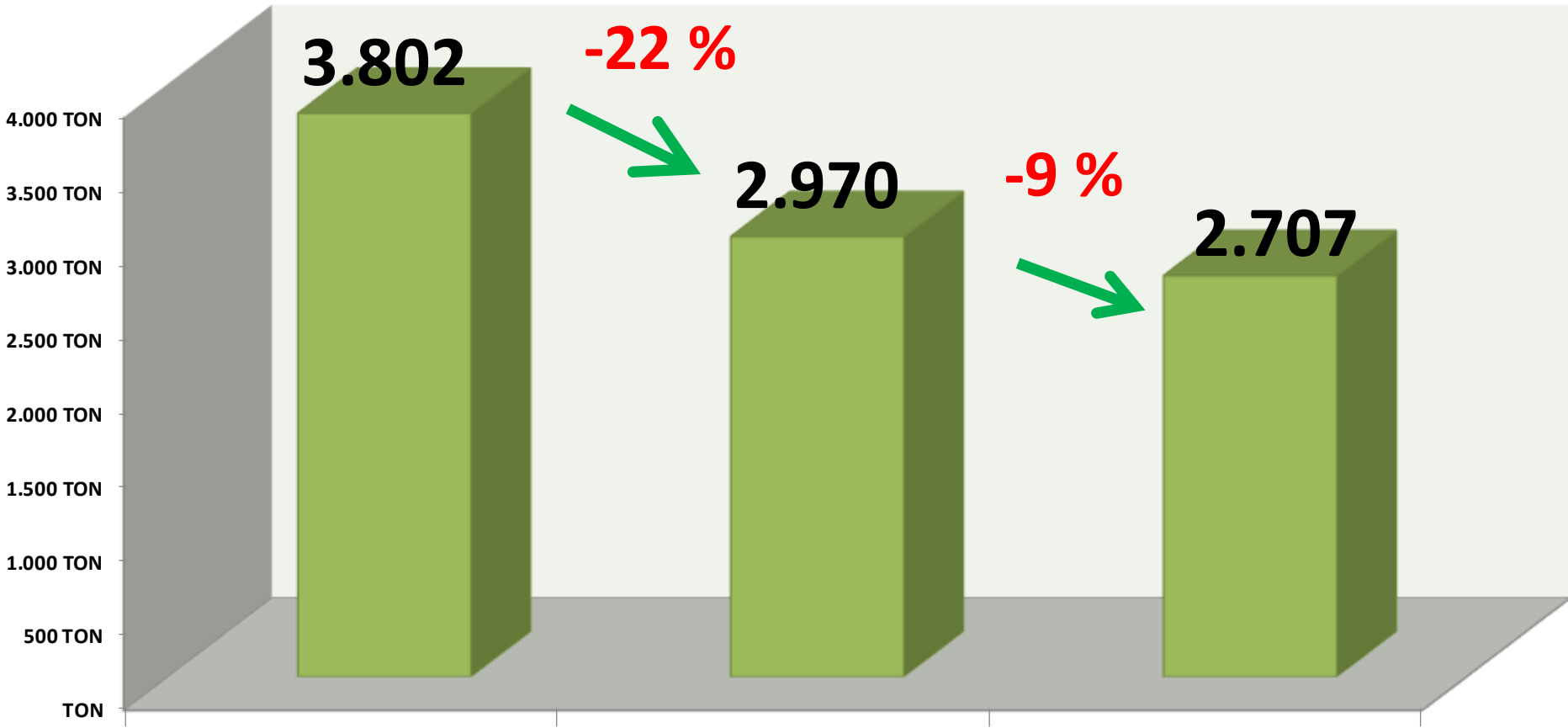
## LEBLEBİ SARI TOPLAM

| İŞLEM MİKT. TON | 2024 ŞUBAT     | 2025 ŞUBAT |                | 2026 ŞUBAT |                |
|-----------------|----------------|------------|----------------|------------|----------------|
| TTS             | <u>100 TON</u> | 162%       | <u>261 TON</u> | -48%       | <u>136 TON</u> |

# Leblebi Sarı İşlem Miktarı (Ton)



# YILLIK TOPLAM SARI LEBLEBİ İŞLEM MİKTARI (TON)



**1 MART 23 -  
29 ŞUBAT 24**

**1 MART 24 -  
28 ŞUBAT 25**

**1 MART 25 -  
28 ŞUBAT 26**

## LEBLEBİ SARI 9 mm FİYATLARI

|          | 2024 ŞUBAT | 2025 ŞUBAT |          | 2026 ŞUBAT |          |
|----------|------------|------------|----------|------------|----------|
| EN AZ    | 52,00 TL   | 31%        | 68,00 TL | 21%        | 82,50 TL |
| EN ÇOK   | 67,33 TL   | 1%         | 68,00 TL | 21%        | 82,50 TL |
| ORTALAMA | 62,87 TL   | 8%         | 68,00 TL | 21%        | 82,50 TL |

## LEBLEBİ SARI 9,50 mm FİYATLARI

|          | 2024 ŞUBAT | 2025 ŞUBAT |          | 2026 ŞUBAT |           |
|----------|------------|------------|----------|------------|-----------|
| EN AZ    | 74,50 TL   | 2%         | 76,00 TL | 36%        | 103,61 TL |
| EN ÇOK   | 80,00 TL   | -4%        | 77,00 TL | 56%        | 119,86 TL |
| ORTALAMA | 77,60 TL   | -2%        | 76,02 TL | 48%        | 112,22 TL |

## LEBLEBİ SARI 9,75 mm FİYATLARI

|          | 2024 ŞUBAT | 2025 ŞUBAT |          | 2026 ŞUBAT |           |
|----------|------------|------------|----------|------------|-----------|
| EN AZ    | 81,00 TL   | 0%         | 81,25 TL | 54%        | 125,00 TL |
| EN ÇOK   | 90,00 TL   | 0%         | 90,00 TL | 67%        | 150,00 TL |
| ORTALAMA | 83,51 TL   | 0%         | 83,41 TL | 71%        | 142,85 TL |

## LEBLEBİ SARI 10 mm FİYATLARI

|          | 2024 ŞUBAT | 2025 ŞUBAT |           | 2026 ŞUBAT |           |
|----------|------------|------------|-----------|------------|-----------|
| EN AZ    | 92,00 TL   | 0%         | 91,69 TL  | 69%        | 155,00 TL |
| EN ÇOK   | 95,00 TL   | 45%        | 138,00 TL | 52%        | 210,00 TL |
| ORTALAMA | 92,50 TL   | 12%        | 103,44 TL | 61%        | 166,87 TL |

## LEBLEBİ KALBURALTI (SARI) FİYATLARI

|                | 2024 ŞUBAT | 2025 ŞUBAT |          | 2026 ŞUBAT |          |
|----------------|------------|------------|----------|------------|----------|
| ORTALAMA FİYAT | 42,00 TL   | -20%       | 33,64 TL | 64%        | 55,27 TL |

# YILLIK YURTIÇİ TOPLAM LEBLEBİ İŞLEM MİKTARI

| <b>MİKTAR</b>         | <b>1 MART 23 -<br/>29 ŞUBAT 24</b> | <b>1 MART 24 -<br/>28 ŞUBAT 25</b> |                  | <b>1 MART 25 -<br/>28 ŞUBAT 26</b> |                  |
|-----------------------|------------------------------------|------------------------------------|------------------|------------------------------------|------------------|
| <b>SARI</b>           | <b>3.802 TON</b>                   | <b>-22%</b>                        | <b>2.970 TON</b> | <b>-9%</b>                         | <b>2.707 TON</b> |
| <b>BEYAZ</b>          | <b>1.452 TON</b>                   | <b>3%</b>                          | <b>1.494 TON</b> | <b>-25%</b>                        | <b>1.115 TON</b> |
| <b>KAPL.+KIRIK</b>    | <b>2.087 TON</b>                   | <b>-16%</b>                        | <b>1.752 TON</b> | <b>-14%</b>                        | <b>1.508 TON</b> |
| <b>LEBLEBİ TOPLAM</b> | <b>7.341 TON</b>                   | <b>-15%</b>                        | <b>6.216 TON</b> | <b>-14%</b>                        | <b>5.330 TON</b> |

# YILLIK TOPLAM TTS LEBLEBİ TESCİLİ



KAPL. + KIRIK




BEYAZ



SARI

40.000 TON  
35.000 TON  
30.000 TON  
25.000 TON  
20.000 TON  
15.000 TON  
10.000 TON  
5.000 TON  
TON



1 MART 23 -  
29 ŞUBAT 24

1 MART 24 -  
28 ŞUBAT 25

1 MART 25 -  
28 ŞUBAT 26

# LEBLEBİ İHRACAT MİKTARLARI

## 2024 ŞUBAT

|                    |            |
|--------------------|------------|
| SARI LEBLEBİ       | 49.676 kg. |
| BEYAZ LEBLEBİ      | 24.660 kg. |
| KAPLAMALI LEBLEBİ  | 3.920 kg.  |
| KIRIK LEBLEBİ      | -          |
| LEBLEBİ UNU        | 2.640 kg.  |
| LEBLEBİ KALBURALTI | -          |
| TOPLAM             | 80.896 kg. |

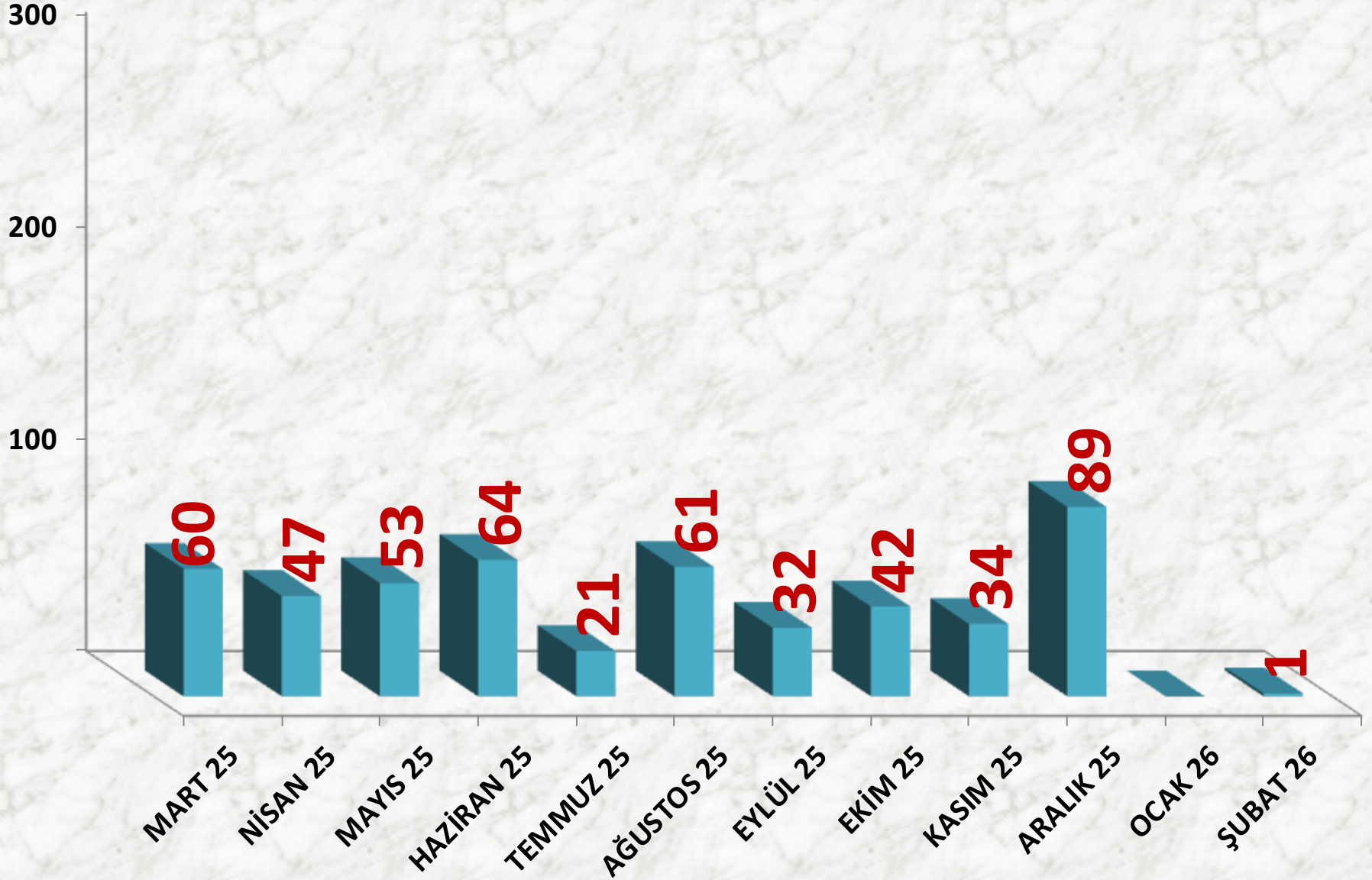
## 2025 ŞUBAT

|                    |            |
|--------------------|------------|
| SARI LEBLEBİ       | 27.312 kg. |
| BEYAZ LEBLEBİ      | 7.328 kg.  |
| KAPLAMALI LEBLEBİ  | -          |
| KIRIK LEBLEBİ      | -          |
| LEBLEBİ UNU        | -          |
| LEBLEBİ KALBURALTI | -          |
| TOPLAM             | 34.640 kg. |

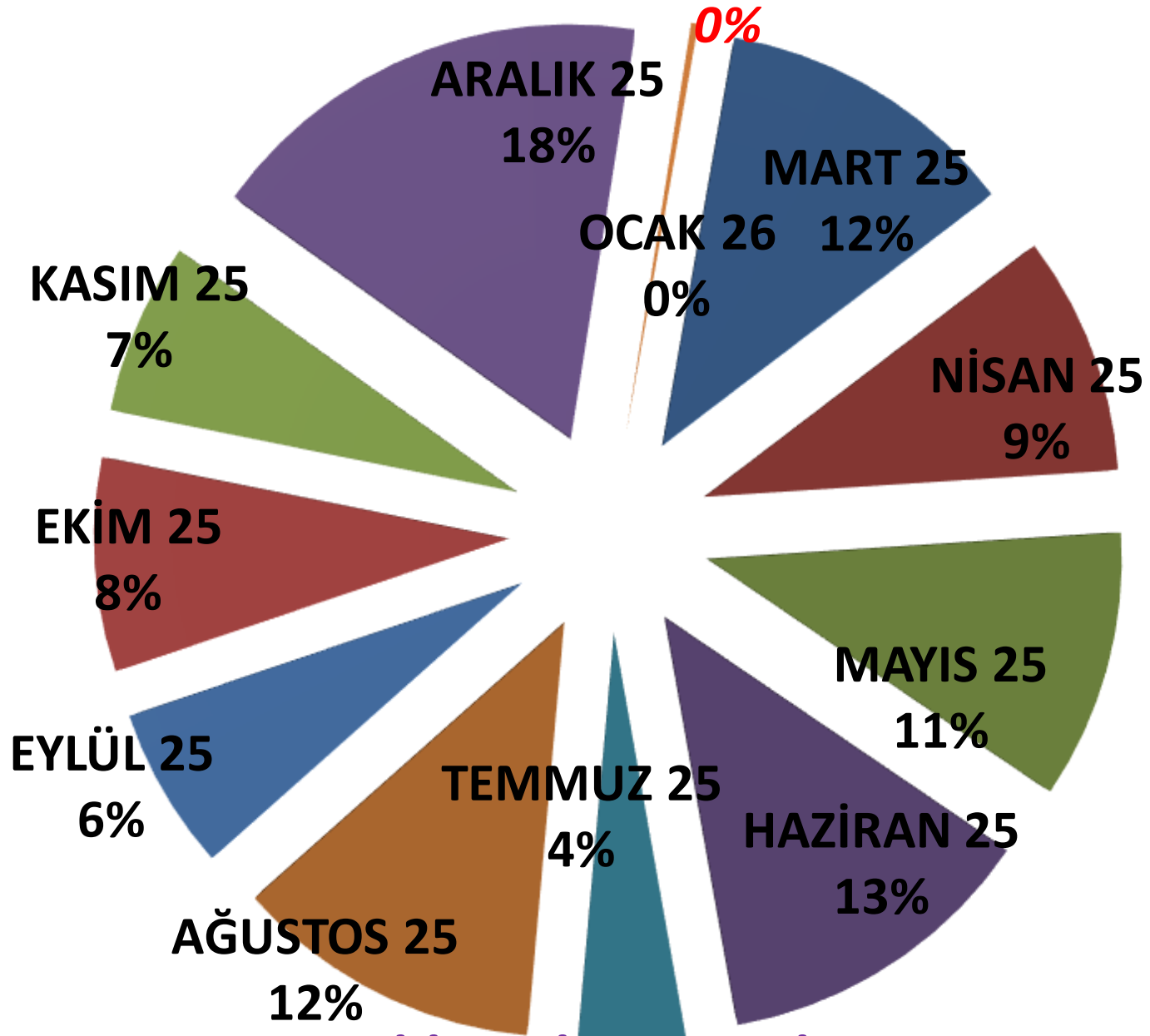
## 2026 ŞUBAT

|                    |           |
|--------------------|-----------|
| SARI LEBLEBİ       | 475 kg.   |
| BEYAZ LEBLEBİ      | 317 kg.   |
| KAPLAMALI LEBLEBİ  | 587 kg.   |
| KIRIK LEBLEBİ      | -         |
| LEBLEBİ UNU        | -         |
| LEBLEBİ KALBURALTI | -         |
| TOPLAM             | 1.379 kg. |

# Leblebi İhracat (Ton)

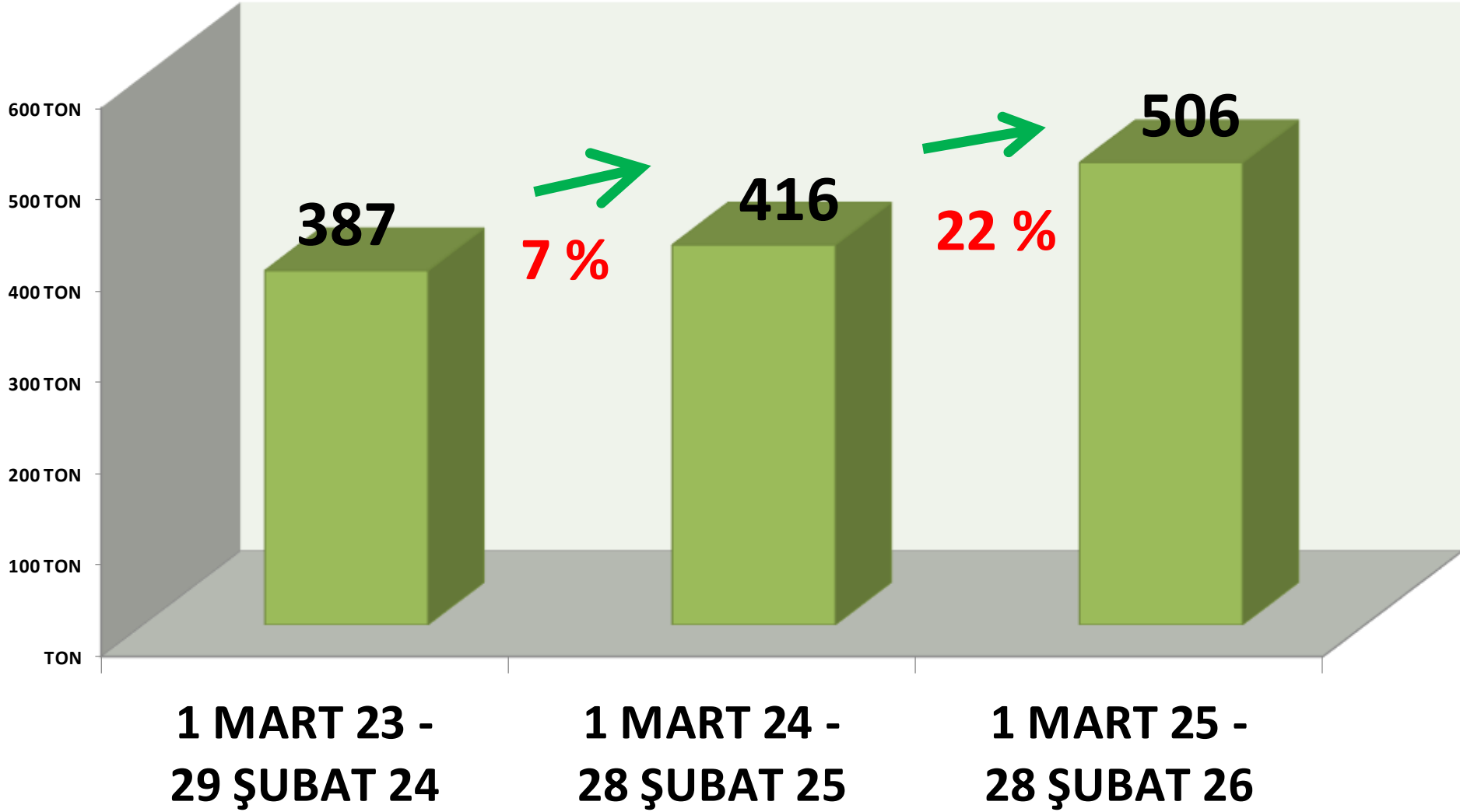


**ŞUBAT 26**



**AYLIK LEBLEBİ İHR. İŞLEM MİKTARI ORANLARI**

# YILLIK TOPLAM LEBLEBİ İHRACAT MİKTARI (TON)



# AYÇEKİRDEĞİ

| İŞLEM MİKTARI<br>TON | 2024 ŞUBAT | 2025 ŞUBAT |           | 2026 ŞUBAT |           |
|----------------------|------------|------------|-----------|------------|-----------|
| MTS                  | 1.710 TON  | 4%         | 1.785 TON | 2%         | 1.814 TON |
| TTS                  | 1.994 TON  | -14%       | 1.710 TON | 0%         | 1.717 TON |

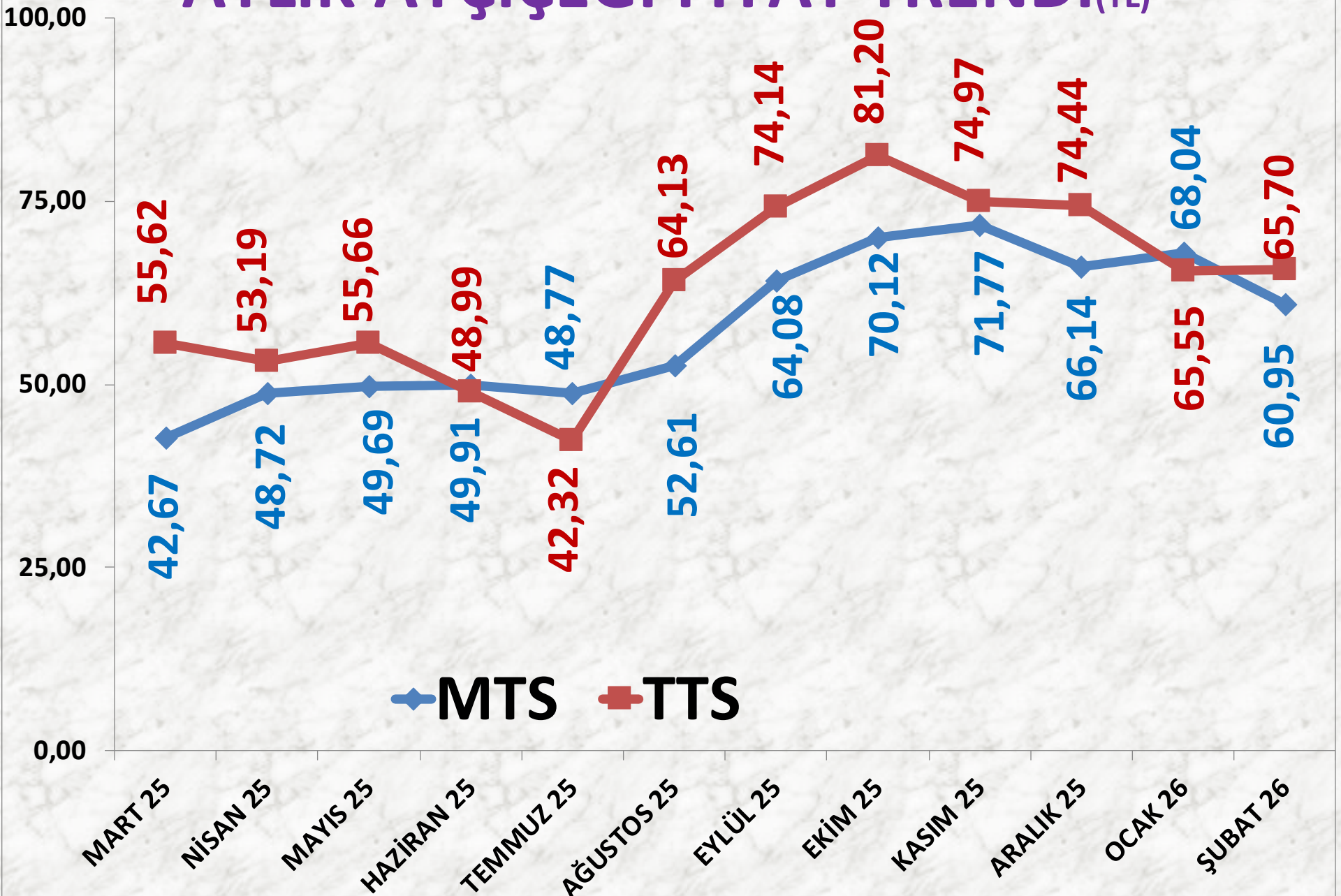
## AYÇİÇEĞİ FİYATLARI

| EN AZ FİYAT | 2024 ŞUBAT | 2025 ŞUBAT |          | 2026 ŞUBAT |          |
|-------------|------------|------------|----------|------------|----------|
| MTS         | 23,00 TL   | 22%        | 28,00 TL | 17%        | 32,65 TL |
| TTS         | 30,00 TL   | 33%        | 40,00 TL | -10%       | 36,00 TL |

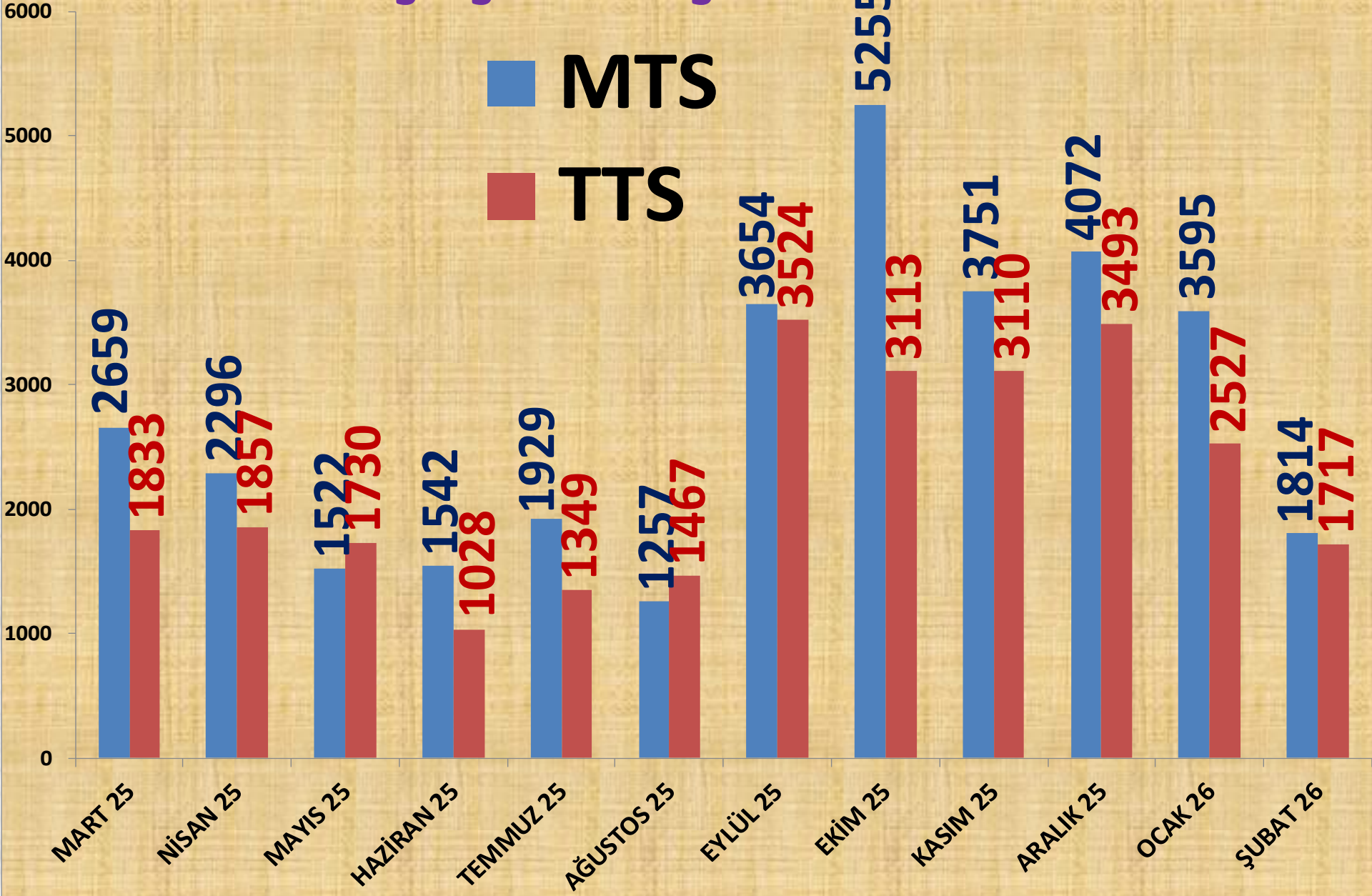
| EN ÇOK FİYAT | 2024 ŞUBAT | 2025 ŞUBAT |          | 2026 ŞUBAT |           |
|--------------|------------|------------|----------|------------|-----------|
| MTS          | 109,53 TL  | -36%       | 70,00 TL | 31%        | 91,85 TL  |
| TTS          | 75,00 TL   | 13%        | 85,00 TL | 18%        | 100,00 TL |

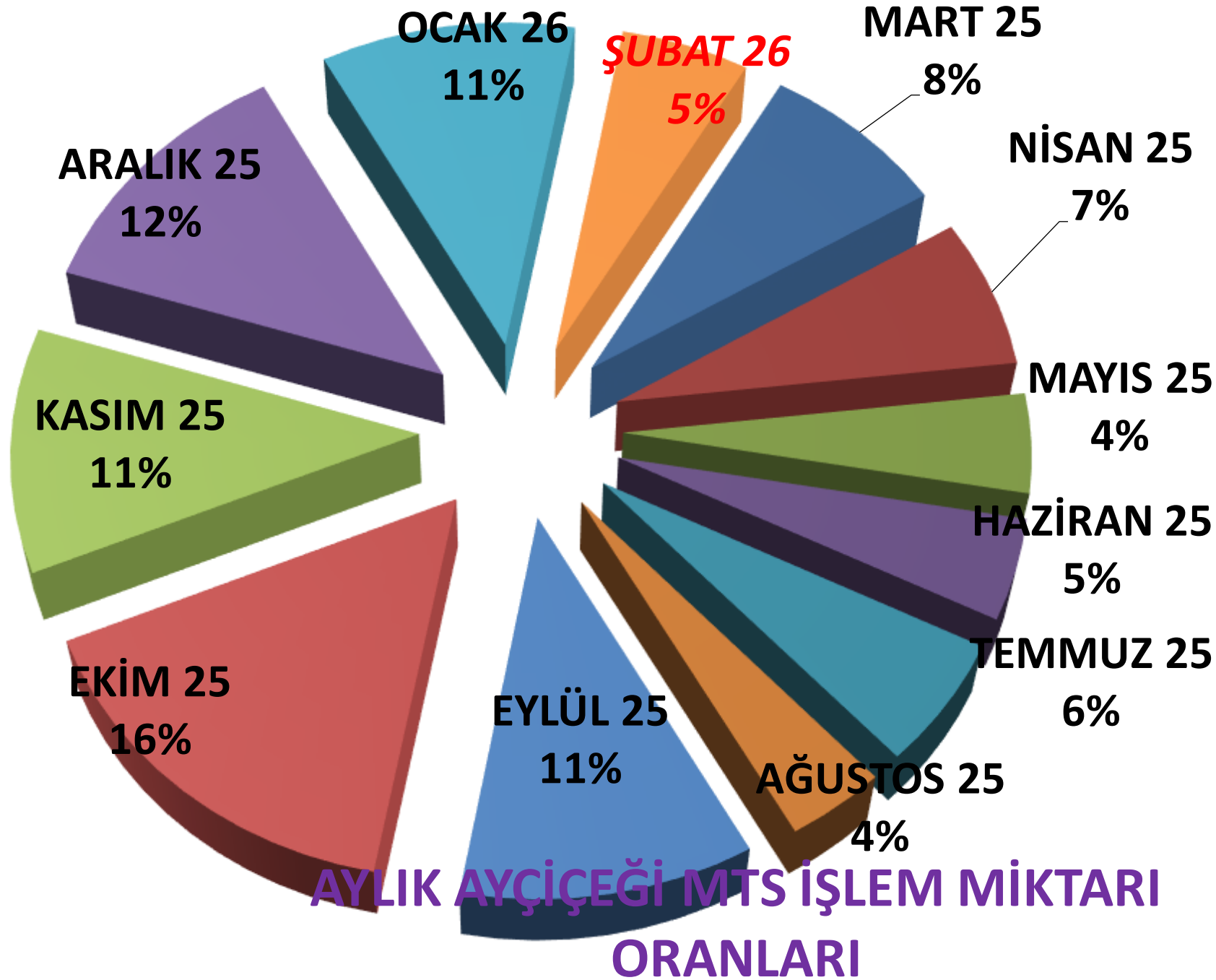
| ORTALAMA<br>FİYAT | 2024 ŞUBAT | 2025 ŞUBAT |          | 2026 ŞUBAT |          |
|-------------------|------------|------------|----------|------------|----------|
| MTS               | 44,84 TL   | -8%        | 41,10 TL | 48%        | 60,95 TL |
| TTS               | 44,43 TL   | 2%         | 45,32 TL | 45%        | 65,70 TL |

# AYLIK AYÇİÇEĞİ FİYAT TRENDİ (TL)



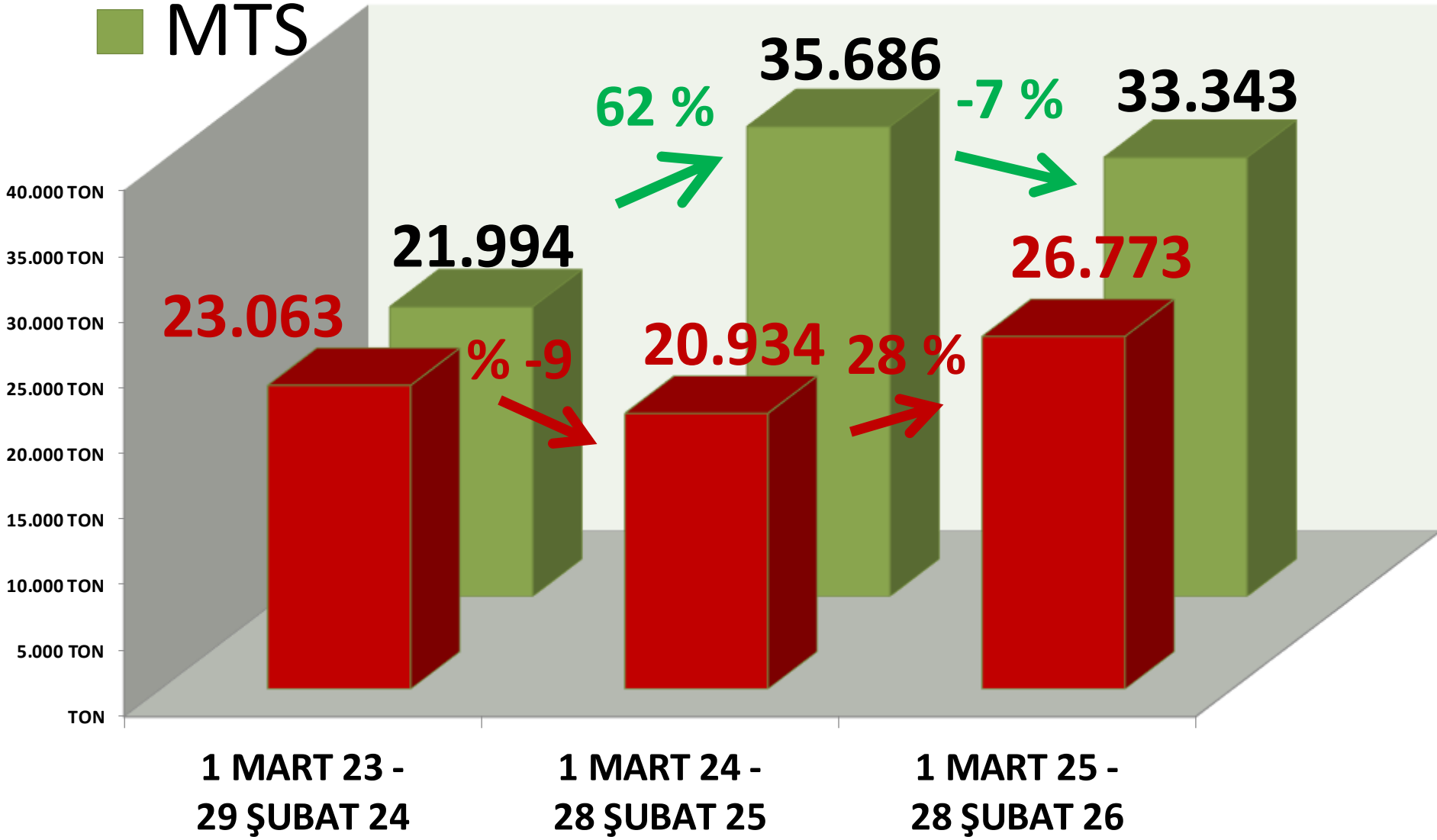
# AYLIK AYÇİÇEĞİ İŞLEM MİKTARI (TON)






# ■ TTS YILLIK AYÇİÇEĞİ İŞLEM MİKTARI (TON)

■ MTS




# ŞUBAT AYLARI AYÇİÇEĞİ FİYAT TRENDİ (TL)

◆ MTS  
■ TTS

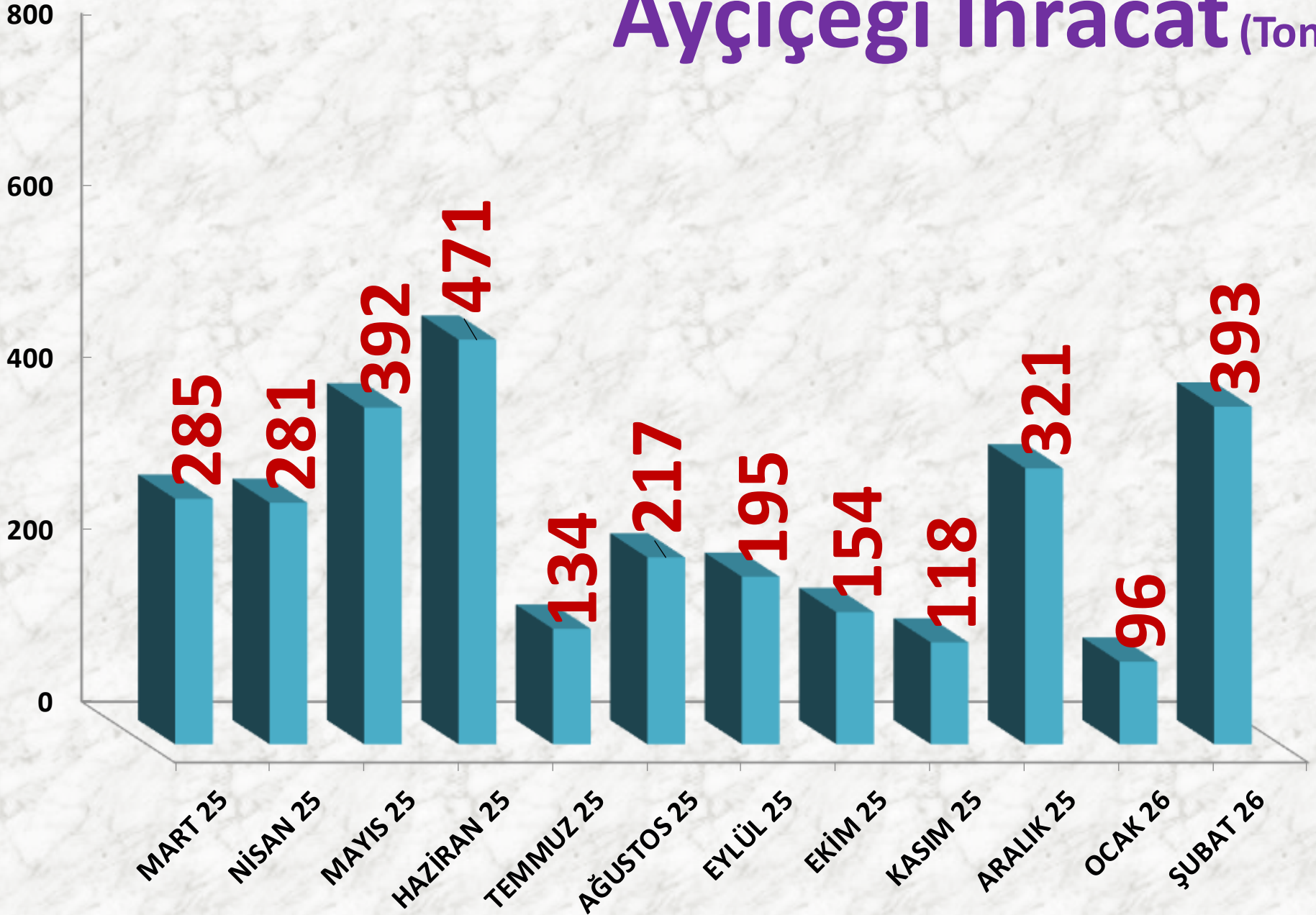


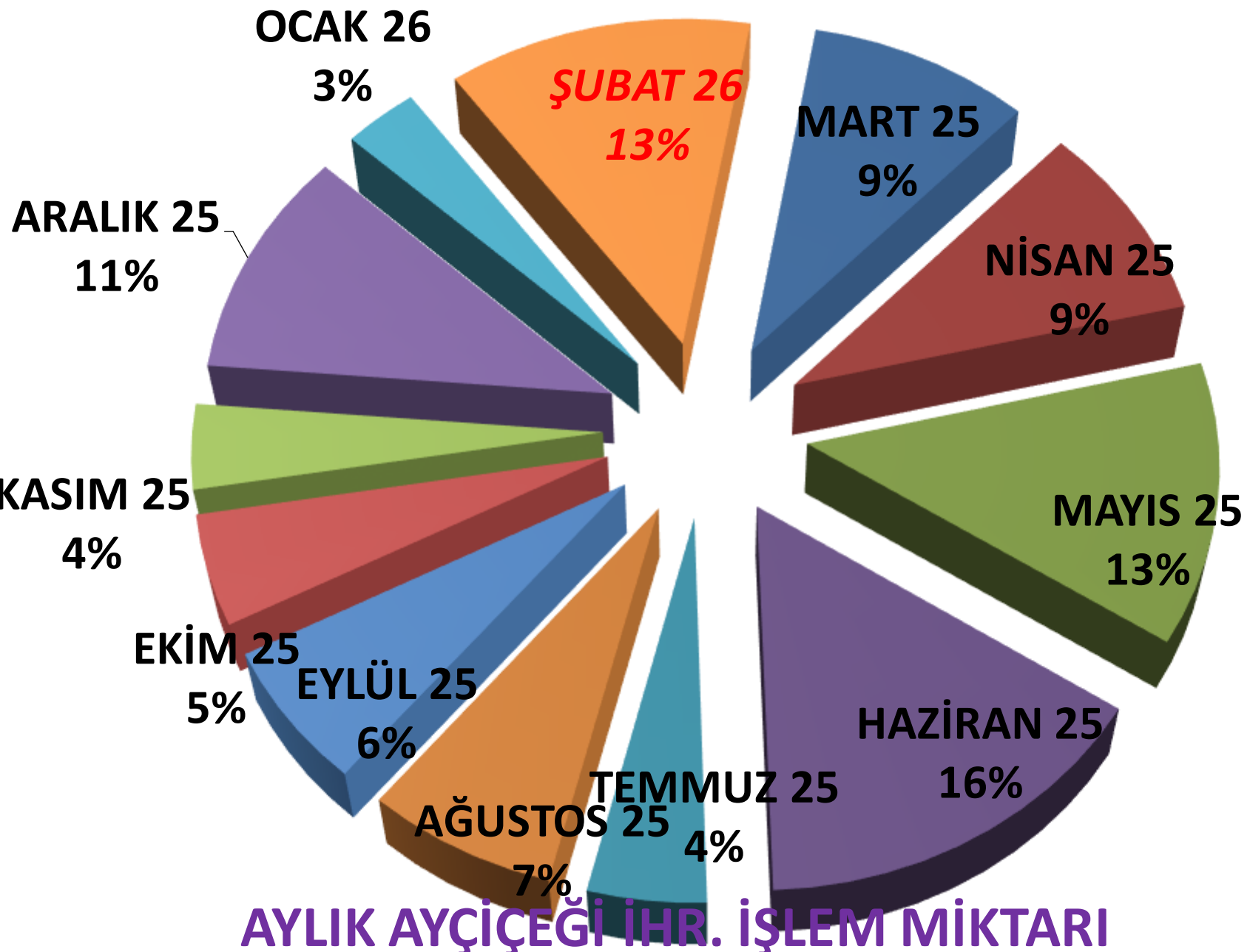
# AYÇEKİRDEĞİ İHRACATI

|         | 2024 ŞUBAT | 2025 ŞUBAT |         | 2026 ŞUBAT |         |
|---------|------------|------------|---------|------------|---------|
| İHRACAT | 165 TON    | 80%        | 297 TON | 32%        | 393 TON |



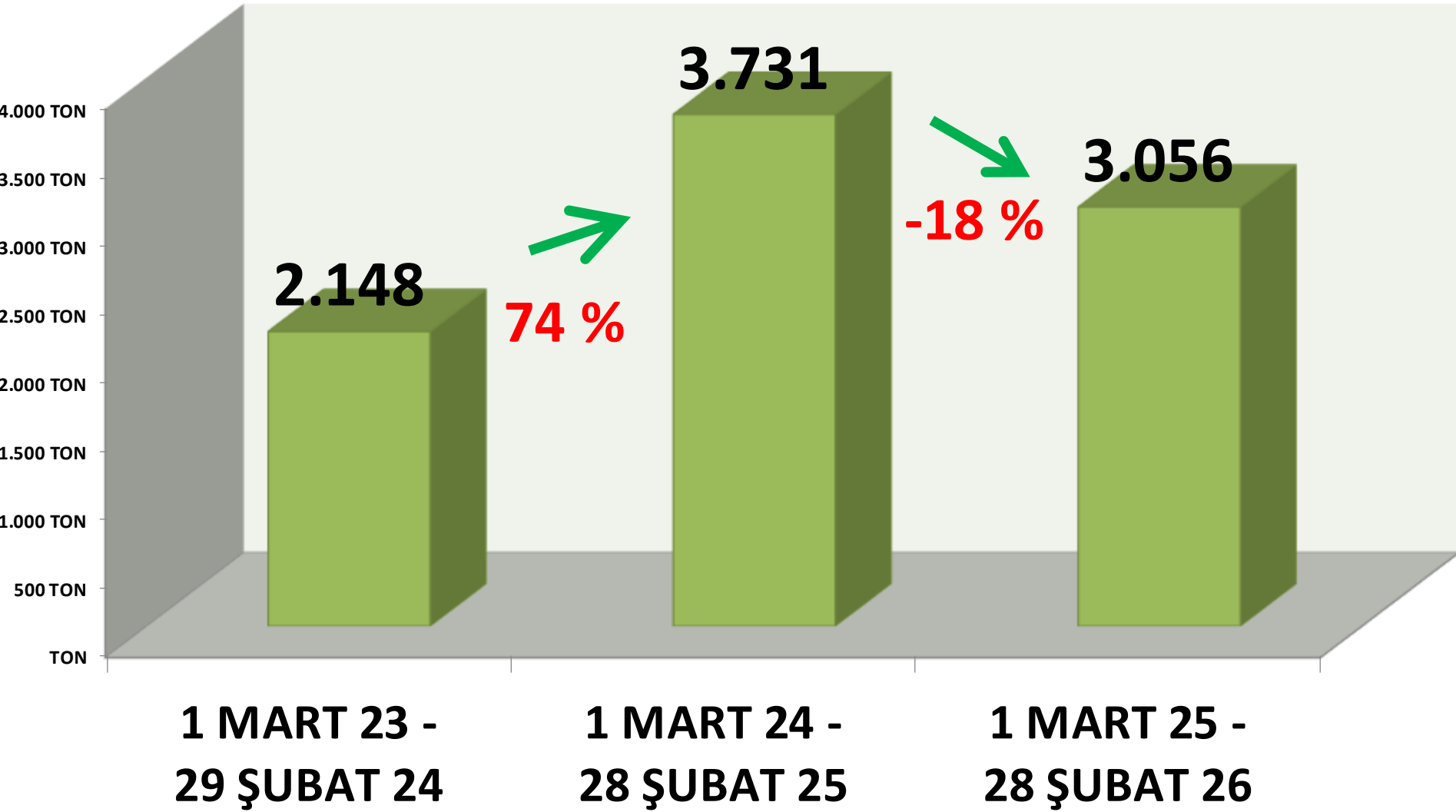
# Ayçiçeği İhracat (Ton)





**AYLIK AYÇİÇEĞİ İHR. İŞLEM MİKTARI ORANLARI**

# YILLIK TOPLAM AYÇIÇEĐİ İHRACAT MİKTARI (TON)



# SÜT

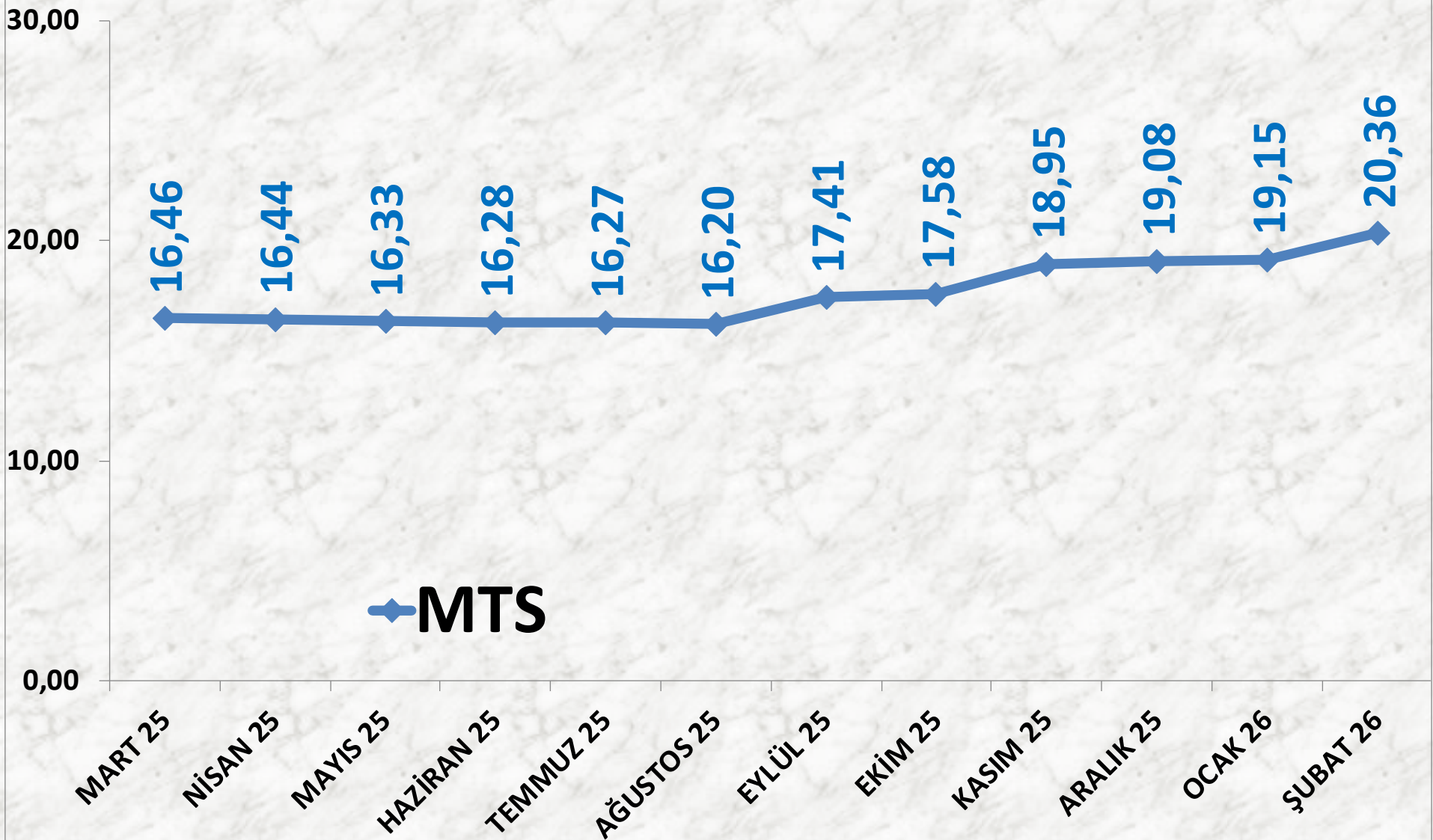
| <b>İŞLEM MİKTARI<br/>(M<sup>3</sup>)</b> | <b>2024 ŞUBAT</b>     | <b>2025 ŞUBAT</b> |                       | <b>2026 ŞUBAT</b> |                       |
|--|-----------------------|-------------------|-----------------------|-------------------|-----------------------|
| MTS                                      | 32.533 M <sup>3</sup> | 15%               | 37.309 M <sup>3</sup> | -7%               | 34.875 M <sup>3</sup> |

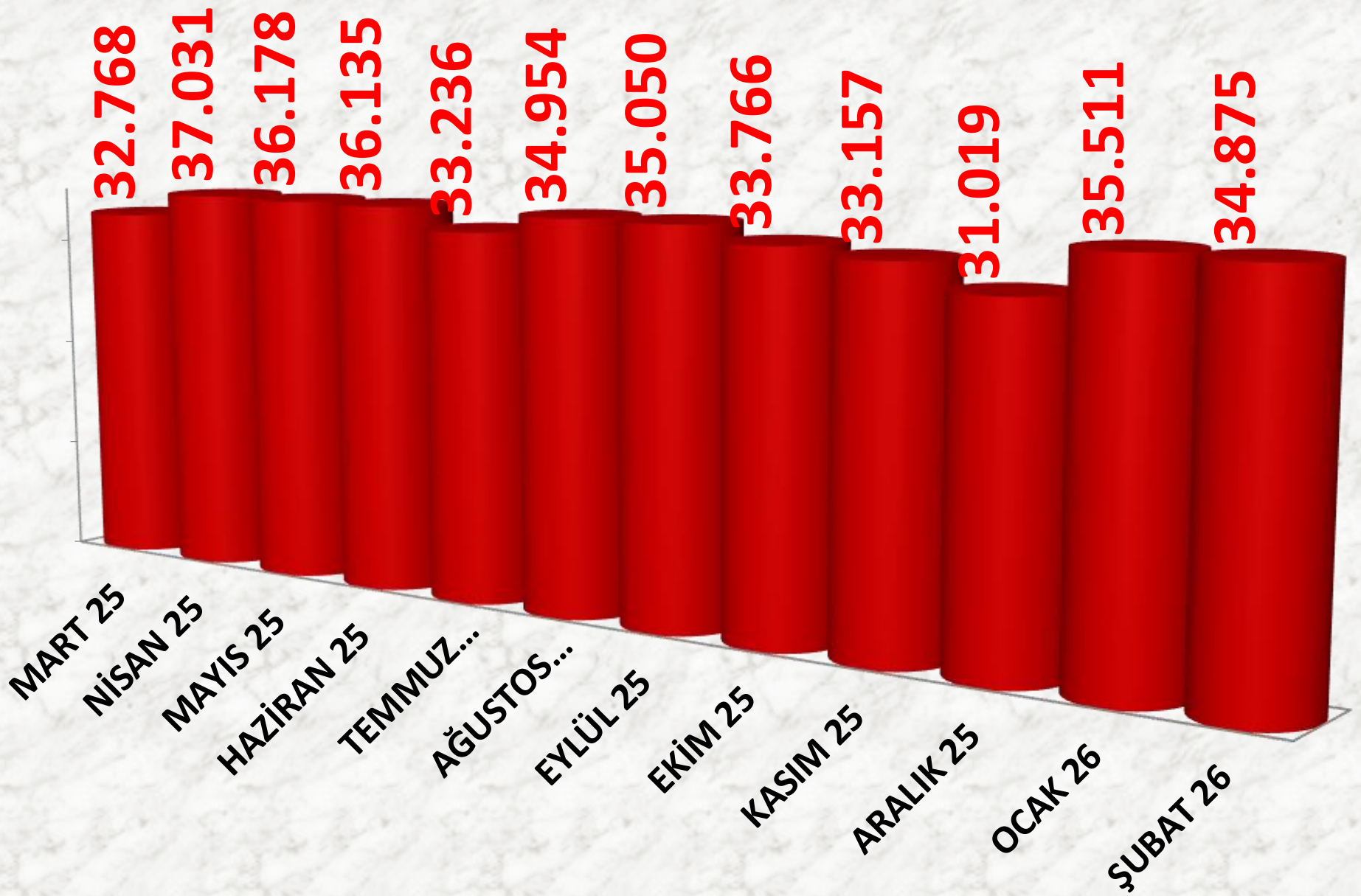
| <b>EN AZ FİYAT</b> | <b>2024 ŞUBAT</b> | <b>2025 ŞUBAT</b> |          | <b>2026 ŞUBAT</b> |          |
|--------------------|-------------------|-------------------|----------|-------------------|----------|
| MTS                | 11,50 TL          | 17%               | 13,50 TL | 19%               | 16,10 TL |

| <b>EN ÇOK FİYAT</b> | <b>2024 ŞUBAT</b> | <b>2025 ŞUBAT</b> |          | <b>2026 ŞUBAT</b> |          |
|---------------------|-------------------|-------------------|----------|-------------------|----------|
| MTS                 | 18,25 TL          | 3%                | 18,74 TL | 47%               | 27,50 TL |

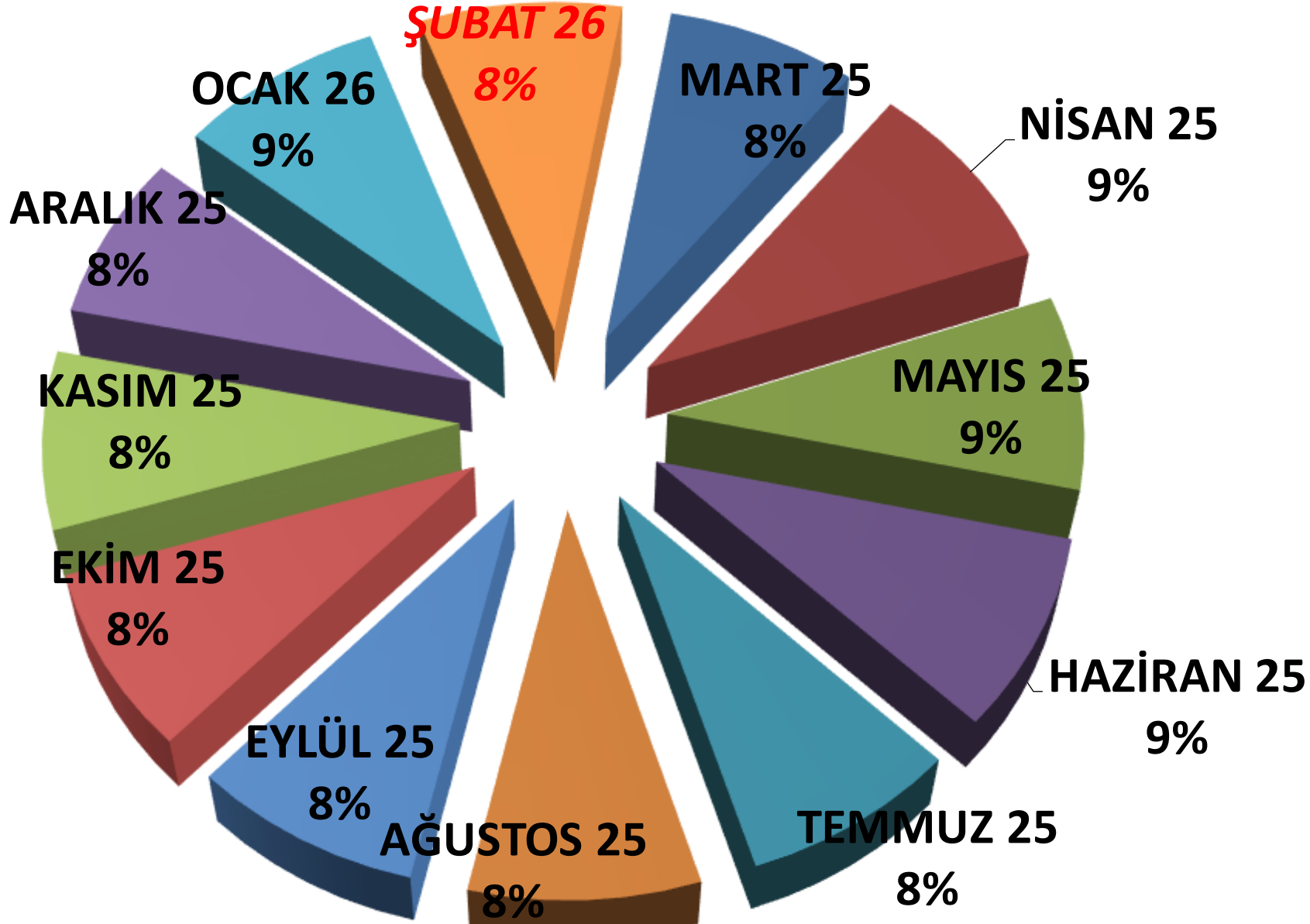
| <b>ORTALAMA<br/>FİYAT</b> | <b>2024 ŞUBAT</b> | <b>2025 ŞUBAT</b> |          | <b>2026 ŞUBAT</b> |          |
|---------------------------|-------------------|-------------------|----------|-------------------|----------|
| MTS                       | 13,57 TL          | 22%               | 16,60 TL | 23%               | 20,36 TL |

# AYLIK İNEK SÜTÜ FİYAT TRENDİ<sub>(TL)</sub>



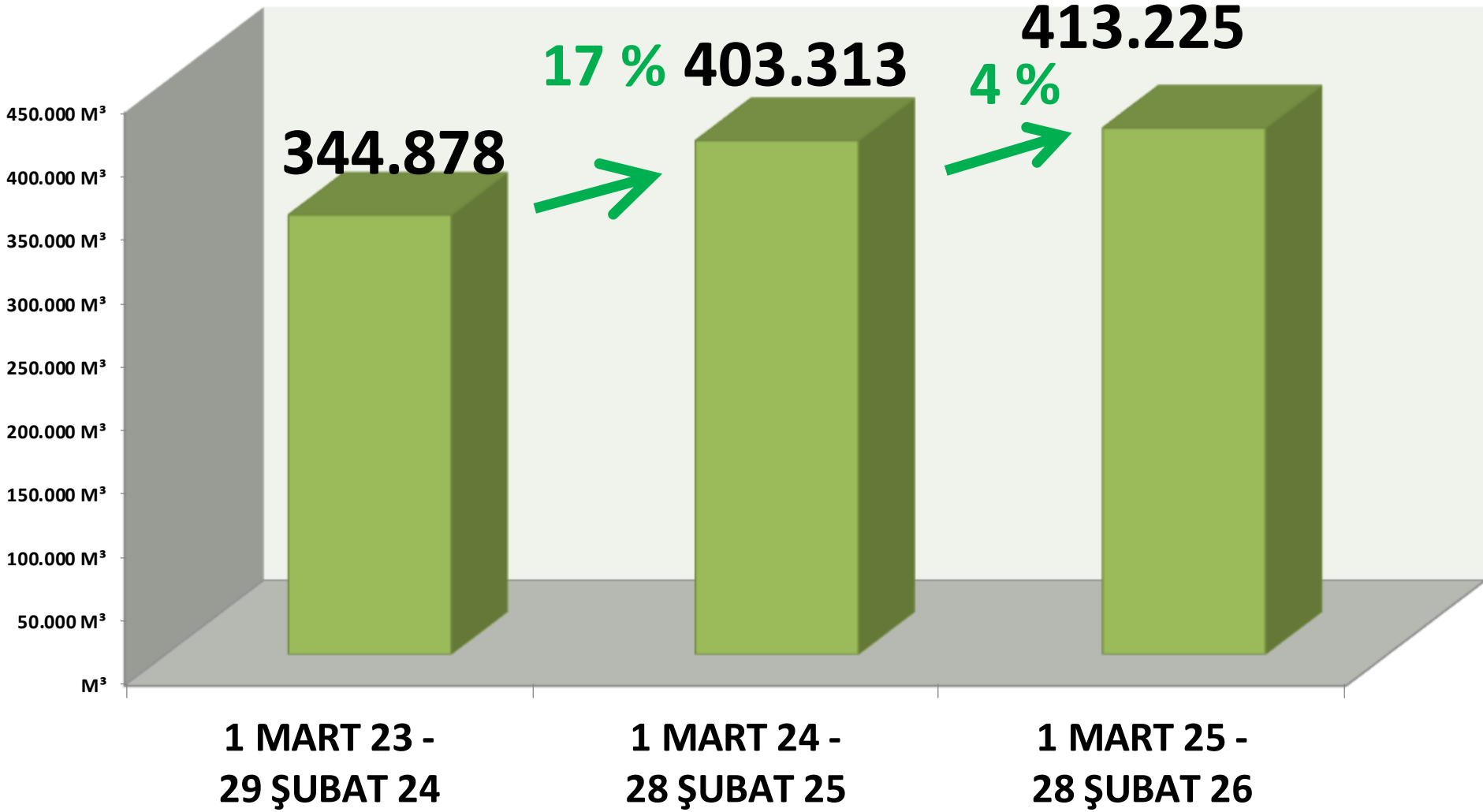


**AYLIK SÜT İŞLEM MİKTARI (M<sup>3</sup>)**



**AYLIK SÜT MTS İŞLEM MİKTARI ORANLARI**

# YILLIK İNEK SÜTÜ İŞLEM MİKTARI (TON)



# BEYAZ HAŞHAŞ

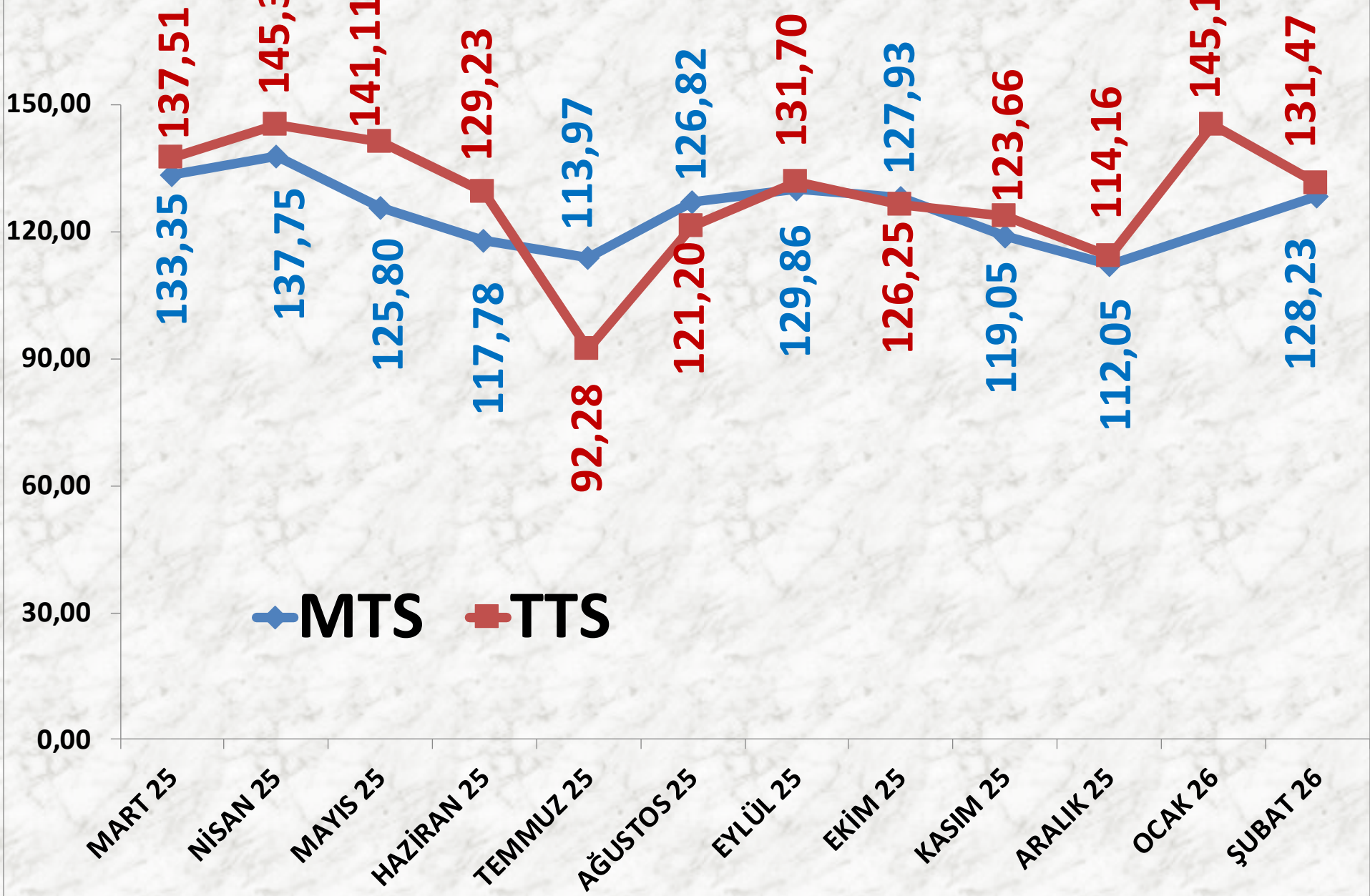
| İŞLEM MİKTARI<br>TON | 2024 ŞUBAT | 2025 ŞUBAT |        | 2026 ŞUBAT |        |
|----------------------|------------|------------|--------|------------|--------|
| MTS                  | 88 TON     | -96%       | 4 TON  | 1517%      | 60 TON |
| TTS                  | 143 TON    | -40%       | 85 TON | -7%        | 80 TON |

| EN AZ FİYAT | 2024 ŞUBAT | 2025 ŞUBAT |           | 2026 ŞUBAT |           |
|-------------|------------|------------|-----------|------------|-----------|
| MTS         | 71,00 TL   | 74%        | 123,50 TL | 0%         | 123,50 TL |
| TTS         | 85,68 TL   | 47%        | 126,00 TL | 2%         | 128,35 TL |

| EN ÇOK FİYAT | 2024 ŞUBAT | 2025 ŞUBAT |           | 2026 ŞUBAT |           |
|--------------|------------|------------|-----------|------------|-----------|
| MTS          | 93,88 TL   | 33%        | 125,00 TL | 12%        | 140,00 TL |
| TTS          | 119,33 TL  | 13%        | 135,00 TL | 30%        | 175,00 TL |

| ORTALAMA<br>FİYAT | 2024 ŞUBAT | 2025 ŞUBAT |           | 2026 ŞUBAT |           |
|-------------------|------------|------------|-----------|------------|-----------|
| MTS               | 89,01 TL   | 39%        | 123,90 TL | 3%         | 128,23 TL |
| TTS               | 90,04 TL   | 43%        | 128,59 TL | 2%         | 131,47 TL |

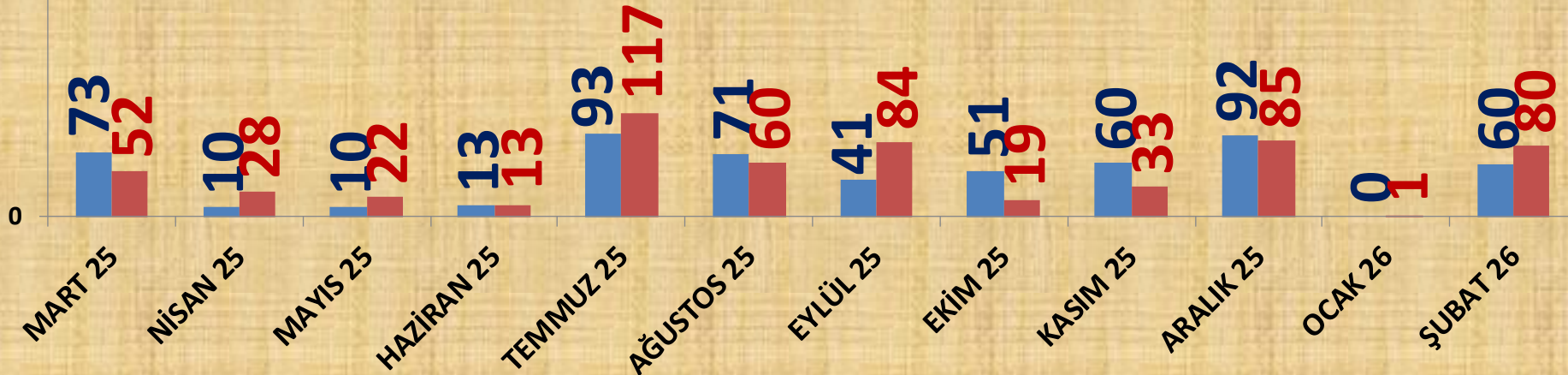
# AYLIK B. HAŞHAŞ FİYAT TRENDİ (₺)

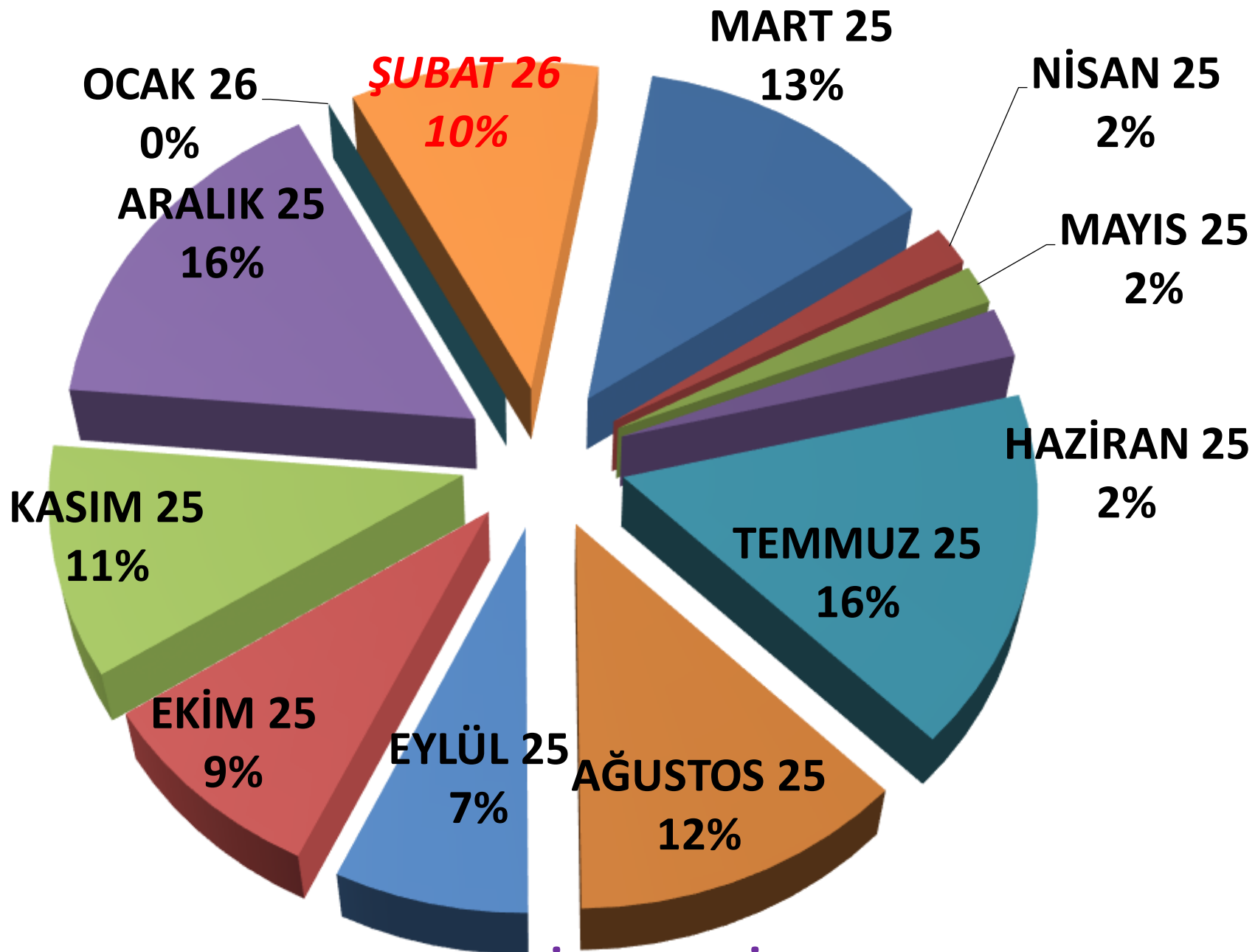


# AYLIK B. HAŞHAŞ İŞLEM MİKTARI (TON)

1000

■ MTS  
■ TTS



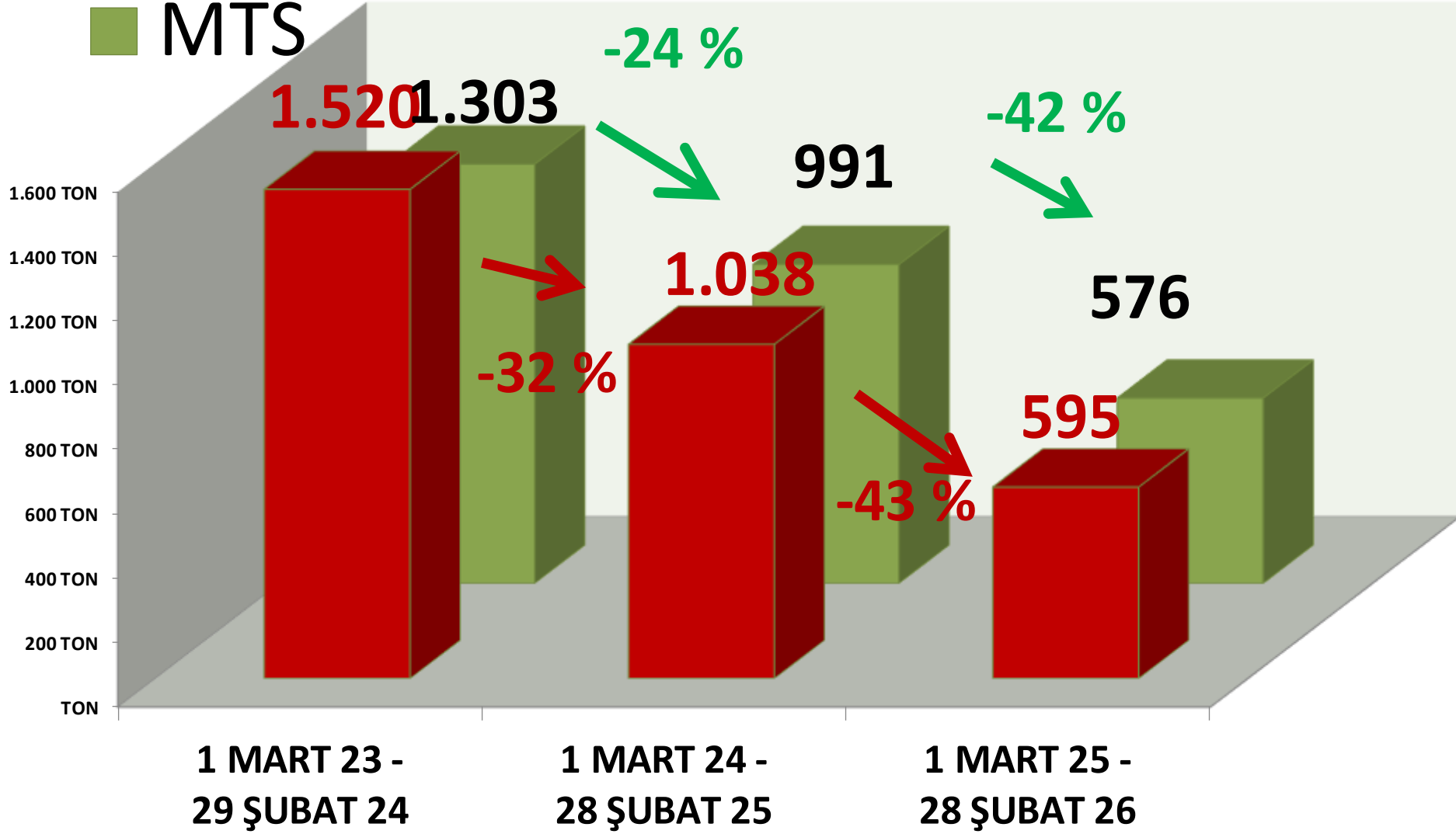


**AYLIK B. HAŞHAŞ MTS İŞLEM MİKTARI ORANLARI**

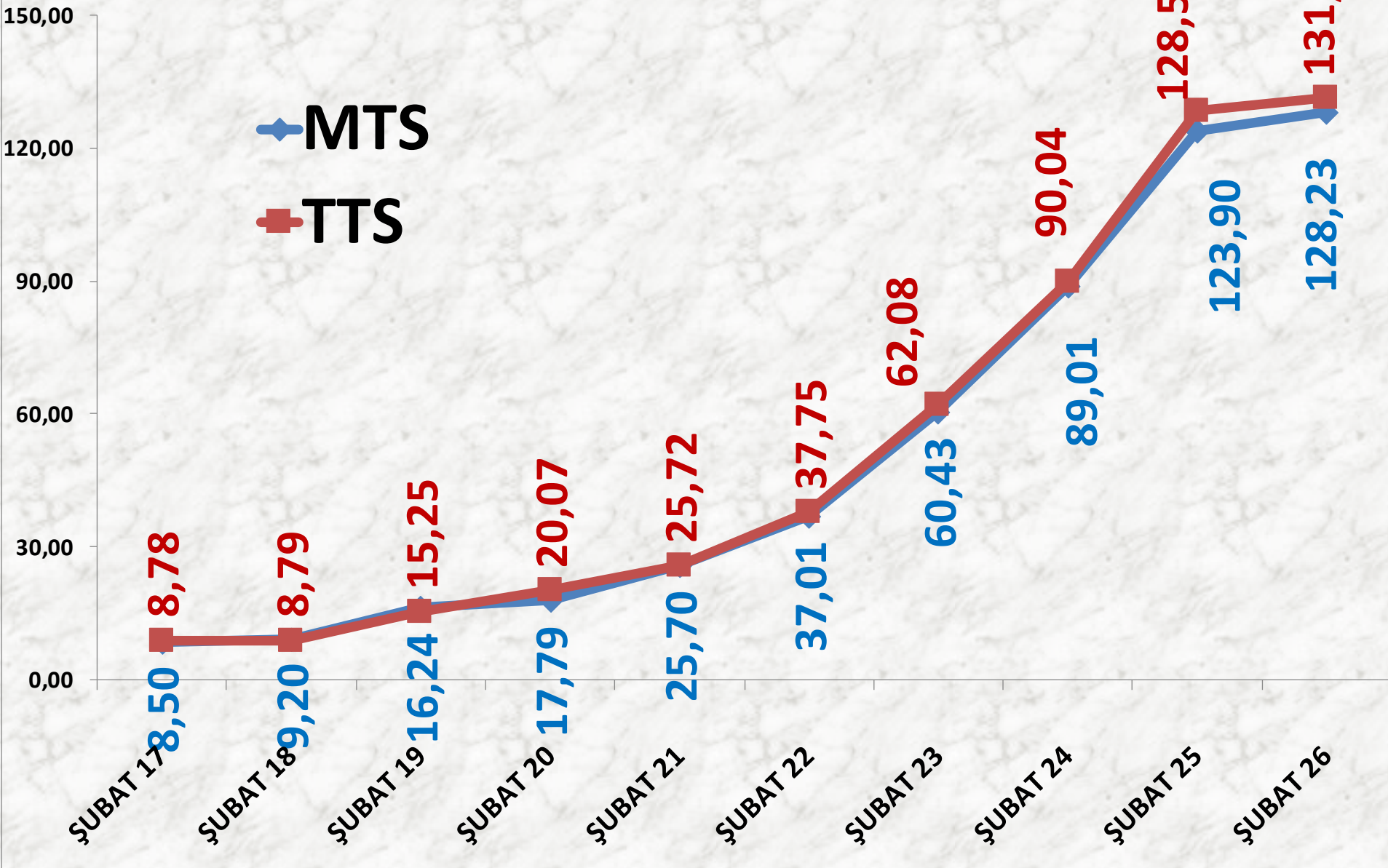
■ TTS

# YILLIK B. HAŞHAŞ İŞLEM MİKTARI (TON)

■ MTS



# ŞUBAT AYLARI B. HAŞHAŞ FİYAT TRENDİ (TL)



# MAVİ HAŞHAŞ

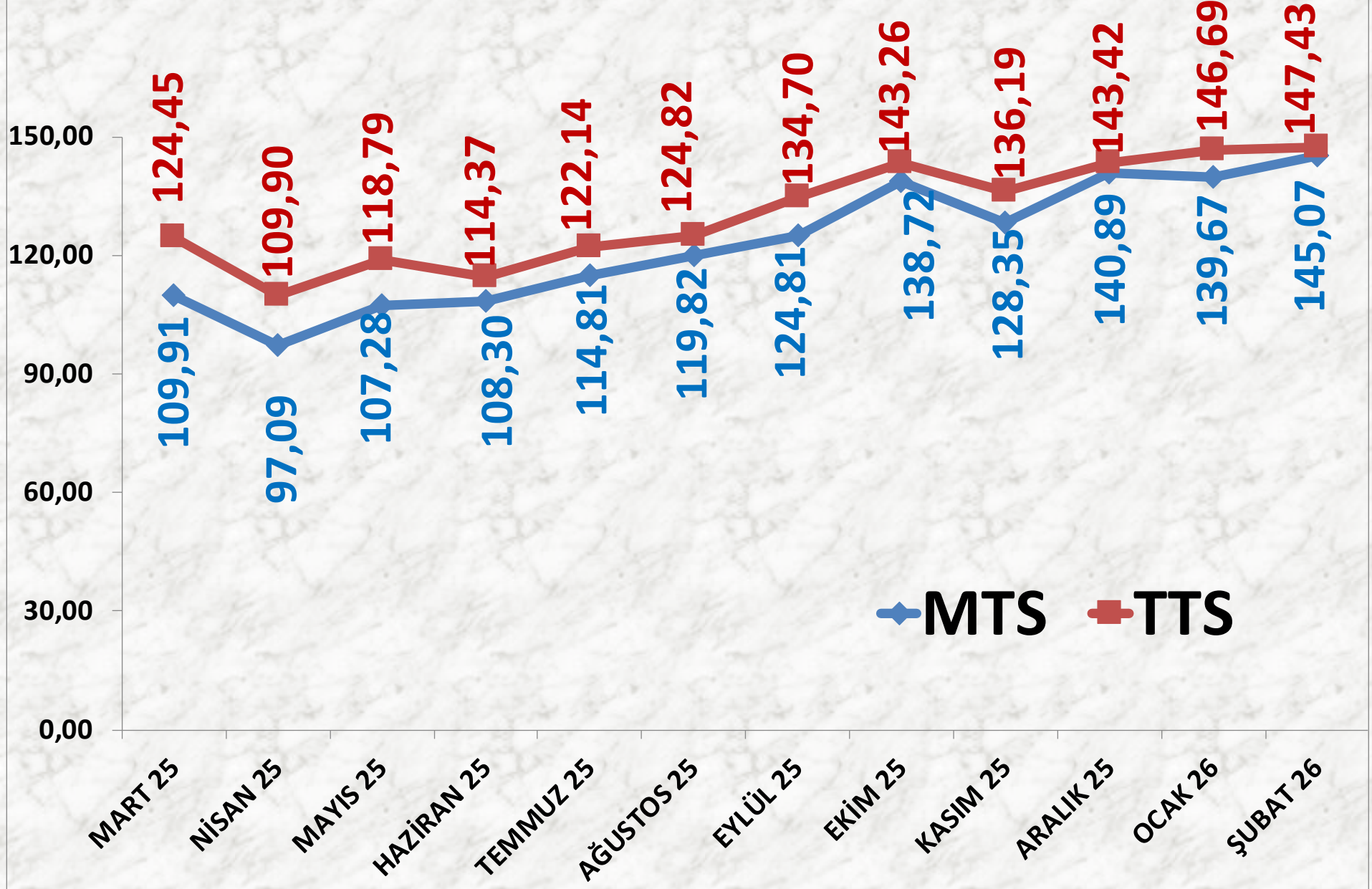
| <b>İŞLEM MİKTARI<br/>TON</b> | <b>2024 ŞUBAT</b> | <b>2025 ŞUBAT</b> |        | <b>2026 ŞUBAT</b> |        |
|------------------------------|-------------------|-------------------|--------|-------------------|--------|
| MTS                          | 42 TON            | -75%              | 10 TON | -78%              | 2 TON  |
| TTS                          | 59 TON            | -53%              | 27 TON | 18%               | 32 TON |

| <b>EN AZ FİYAT</b> | <b>2024 ŞUBAT</b> | <b>2025 ŞUBAT</b> |           | <b>2026 ŞUBAT</b> |           |
|--------------------|-------------------|-------------------|-----------|-------------------|-----------|
| MTS                | 78,48 TL          | 13%               | 89,00 TL  | 56%               | 139,20 TL |
| TTS                | 77,37 TL          | 30%               | 100,50 TL | 34%               | 135,00 TL |

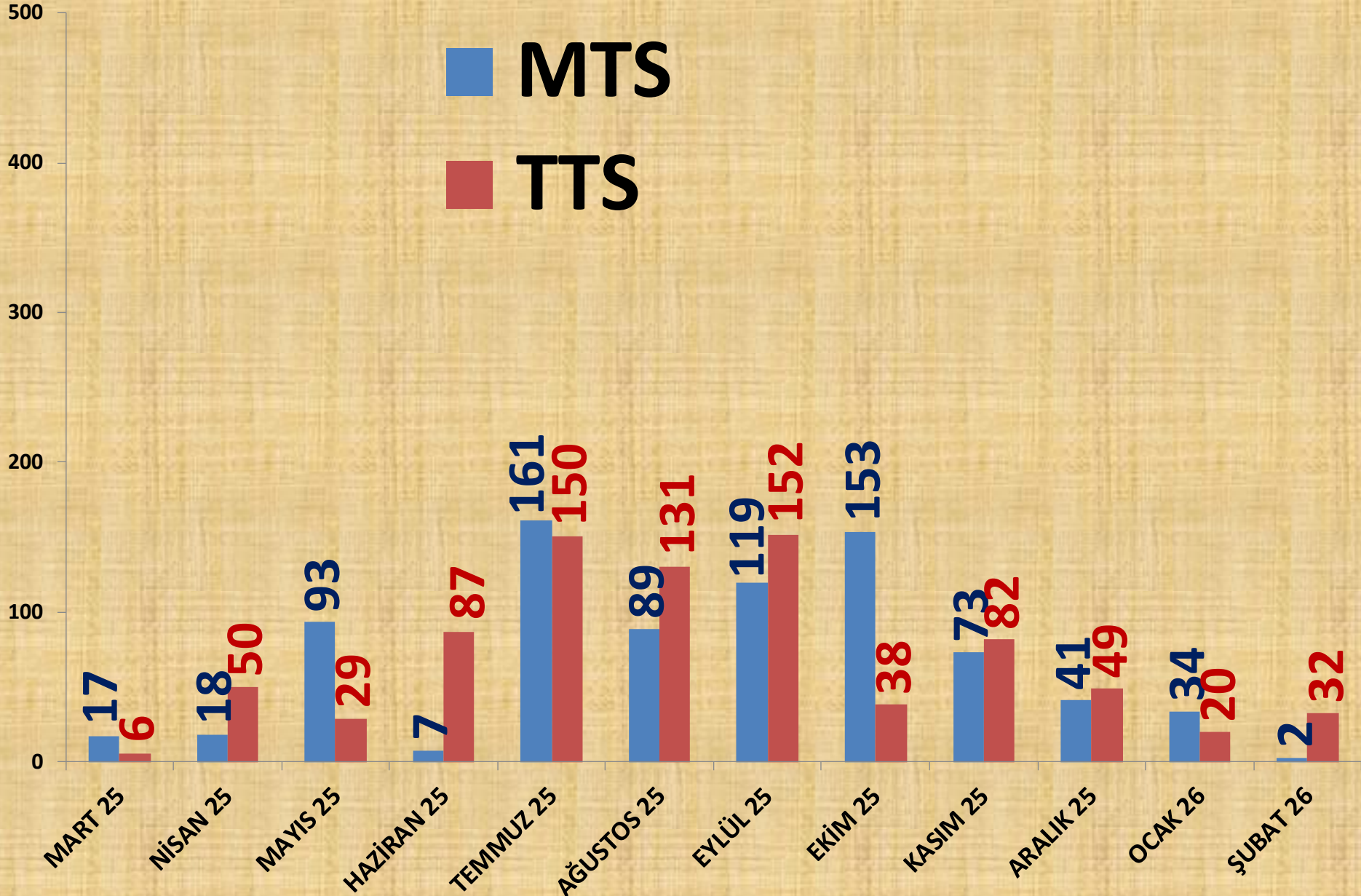
| <b>EN ÇOK FİYAT</b> | <b>2024 ŞUBAT</b> | <b>2025 ŞUBAT</b> |           | <b>2026 ŞUBAT</b> |           |
|---------------------|-------------------|-------------------|-----------|-------------------|-----------|
| MTS                 | 78,48 TL          | 27%               | 100,00 TL | 50%               | 150,00 TL |
| TTS                 | 120,00 TL         | 21%               | 145,00 TL | 24%               | 180,00 TL |

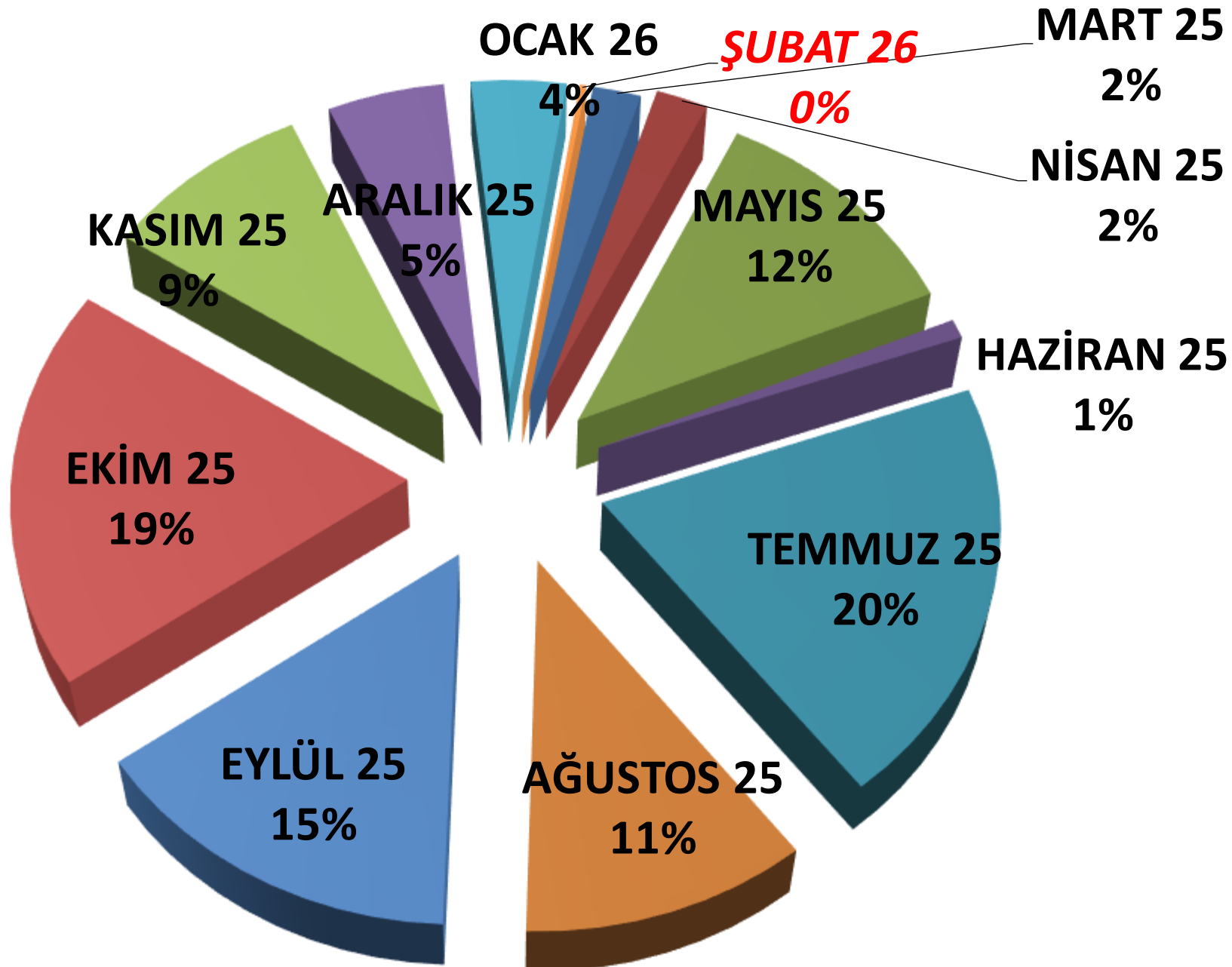
| <b>ORTALAMA<br/>FİYAT</b> | <b>2024 ŞUBAT</b> | <b>2025 ŞUBAT</b> |           | <b>2026 ŞUBAT</b> |           |
|---------------------------|-------------------|-------------------|-----------|-------------------|-----------|
| MTS                       | 78,48 TL          | 17%               | 91,85 TL  | 58%               | 145,07 TL |
| TTS                       | 86,42 TL          | 40%               | 120,77 TL | 22%               | 147,43 TL |

# AYLIK MAVİ HAŞHAŞ FİYAT TRENDİ (TL)



# AYLIK MAVİ HAŞHAŞ İŞLEM MİKTARI (TON)

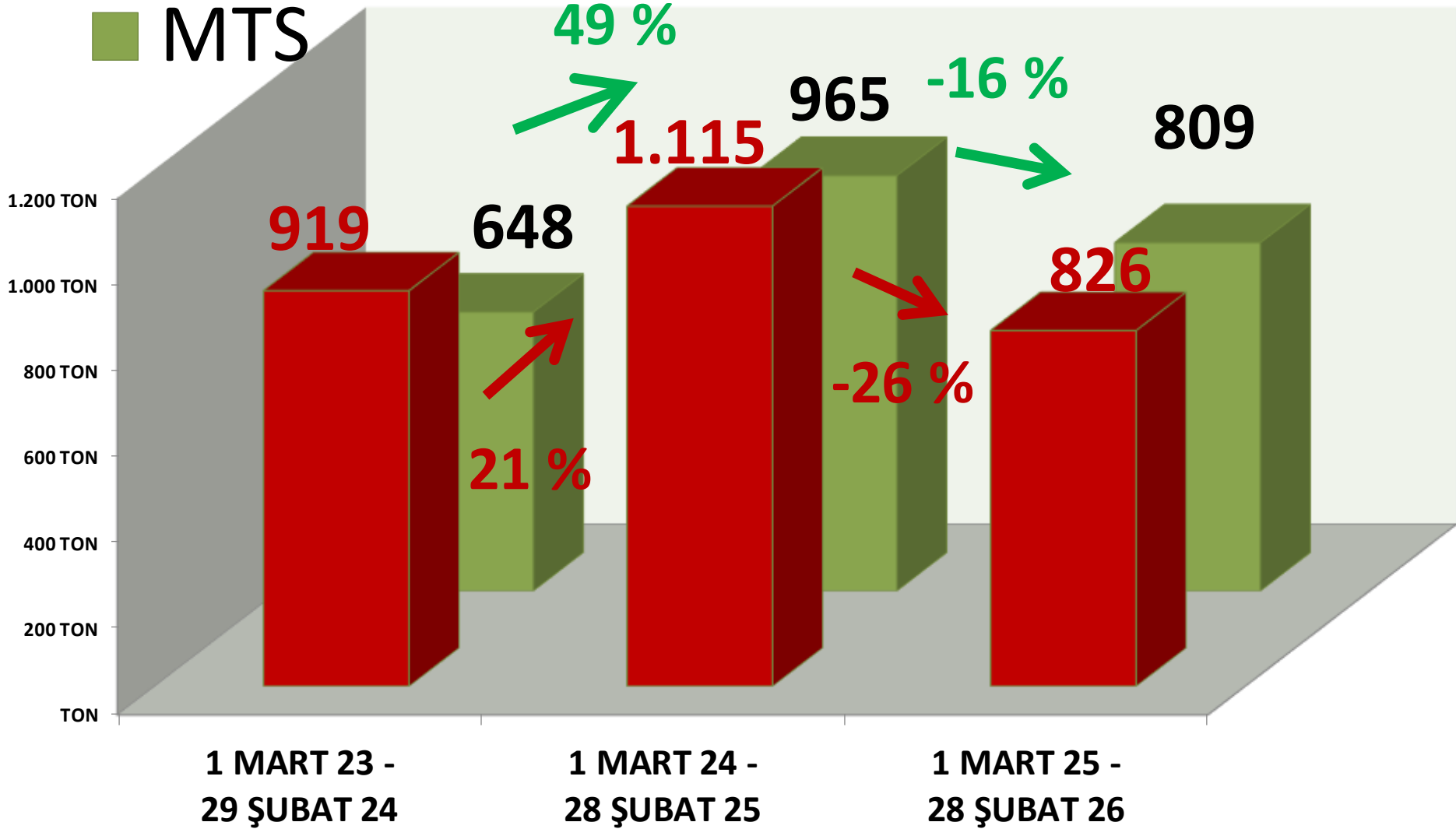




**AYLIK MAVİ MTS İŞLEM MİKTARI ORANLARI**

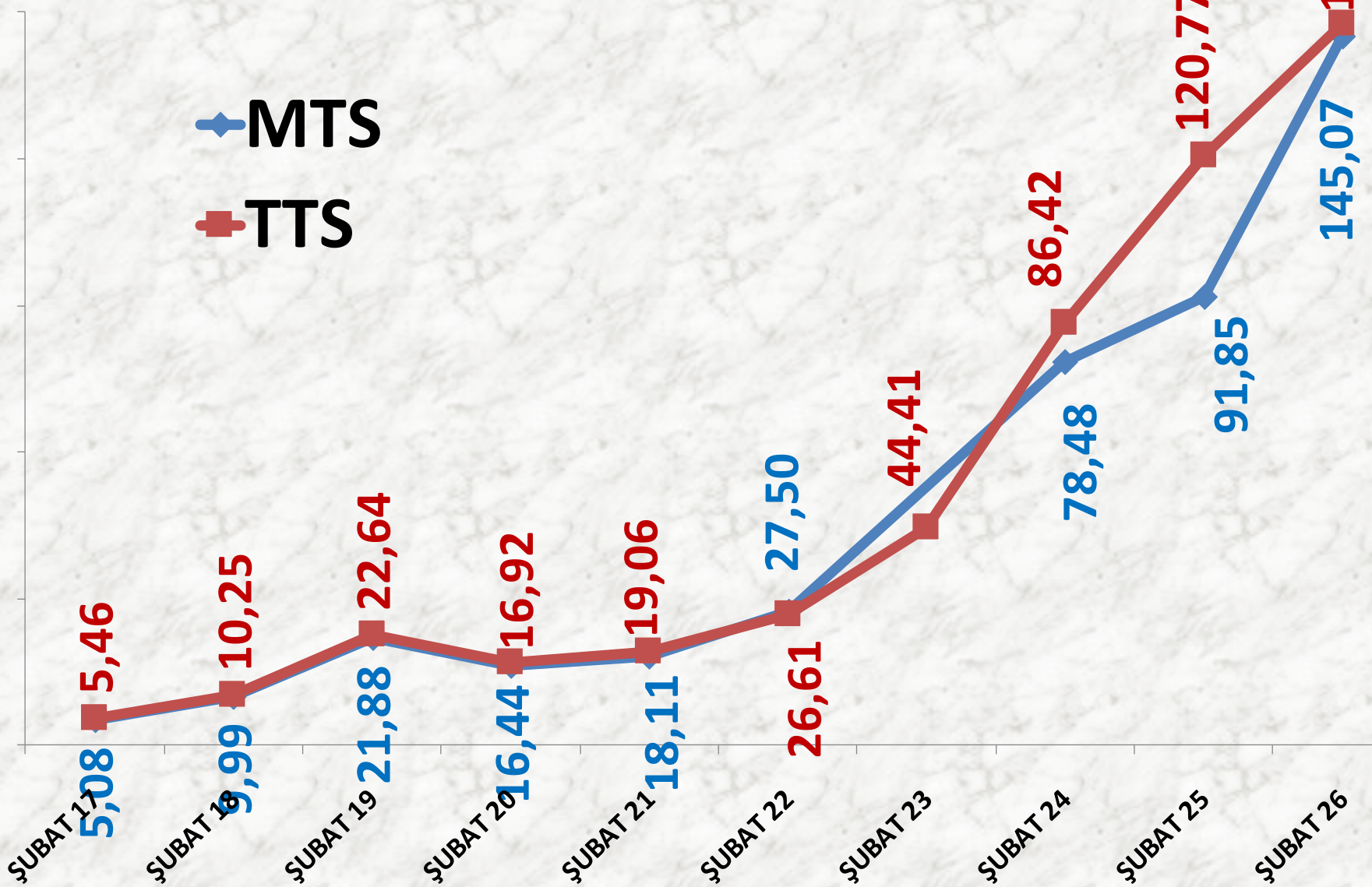
# TTS YILLIK MAVİ HAŞHAŞ İŞLEM MİKTARI

■ TTS  
■ MTS



# ŞUBAT AYLARI MAVİ HAŞHAŞ FİYAT TRENDİ (TL)

◆ MTS  
■ TTS



# KÜTLÜ PAMUK

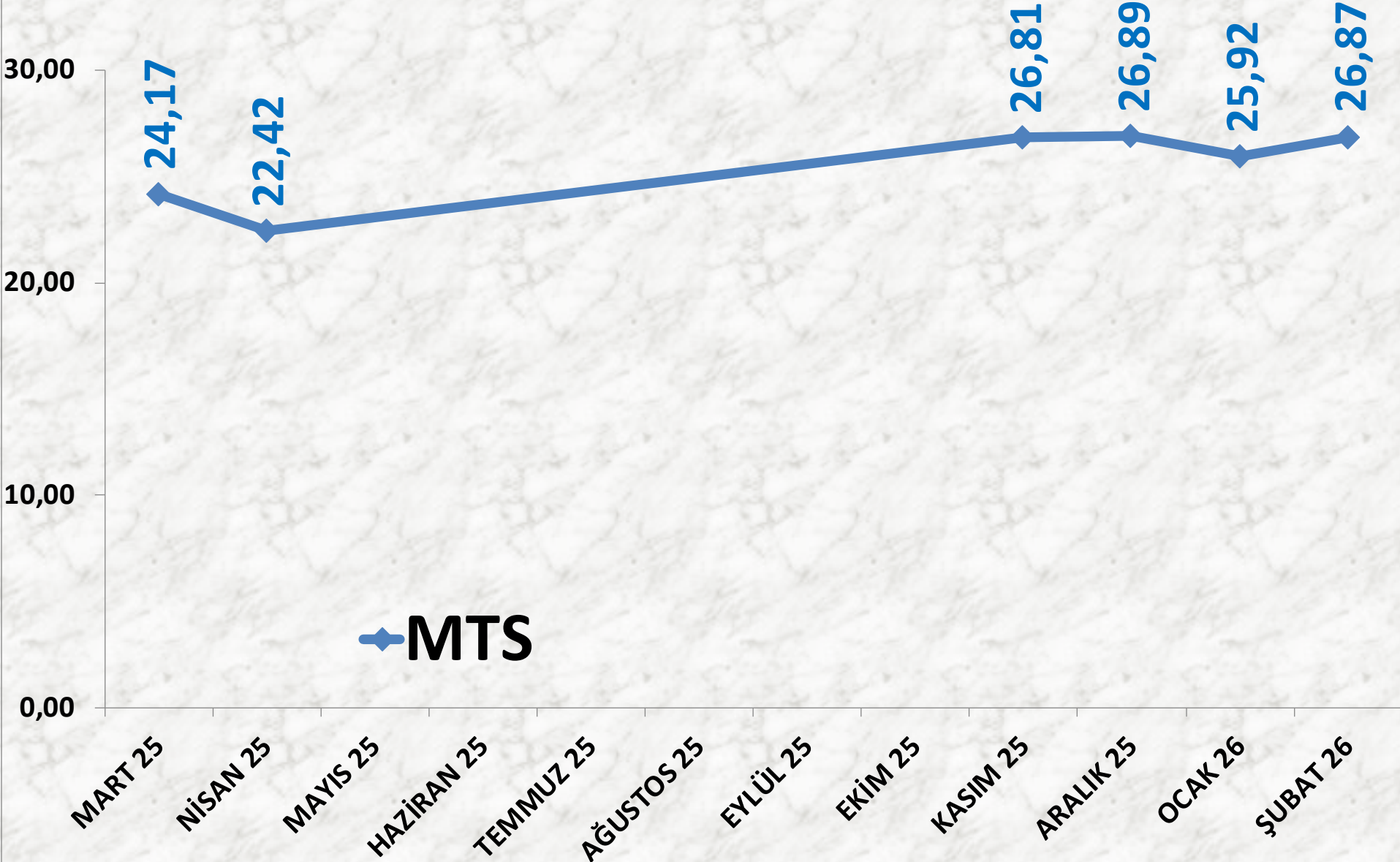
| <b>İŞLEM MİKTARI<br/>TON</b> | <b>2024 ŞUBAT</b> | <b>2025 ŞUBAT</b> |           | <b>2026 ŞUBAT</b> |         |
|------------------------------|-------------------|-------------------|-----------|-------------------|---------|
| MTS                          | 3.733 TON         | -48%              | 1.955 TON | -51%              | 950 TON |

| <b>EN AZ FİYAT</b> | <b>2024 ŞUBAT</b> | <b>2025 ŞUBAT</b> |          | <b>2026 ŞUBAT</b> |          |
|--------------------|-------------------|-------------------|----------|-------------------|----------|
| MTS                | 12,00 TL          | 75%               | 21,00 TL | -5%               | 20,00 TL |

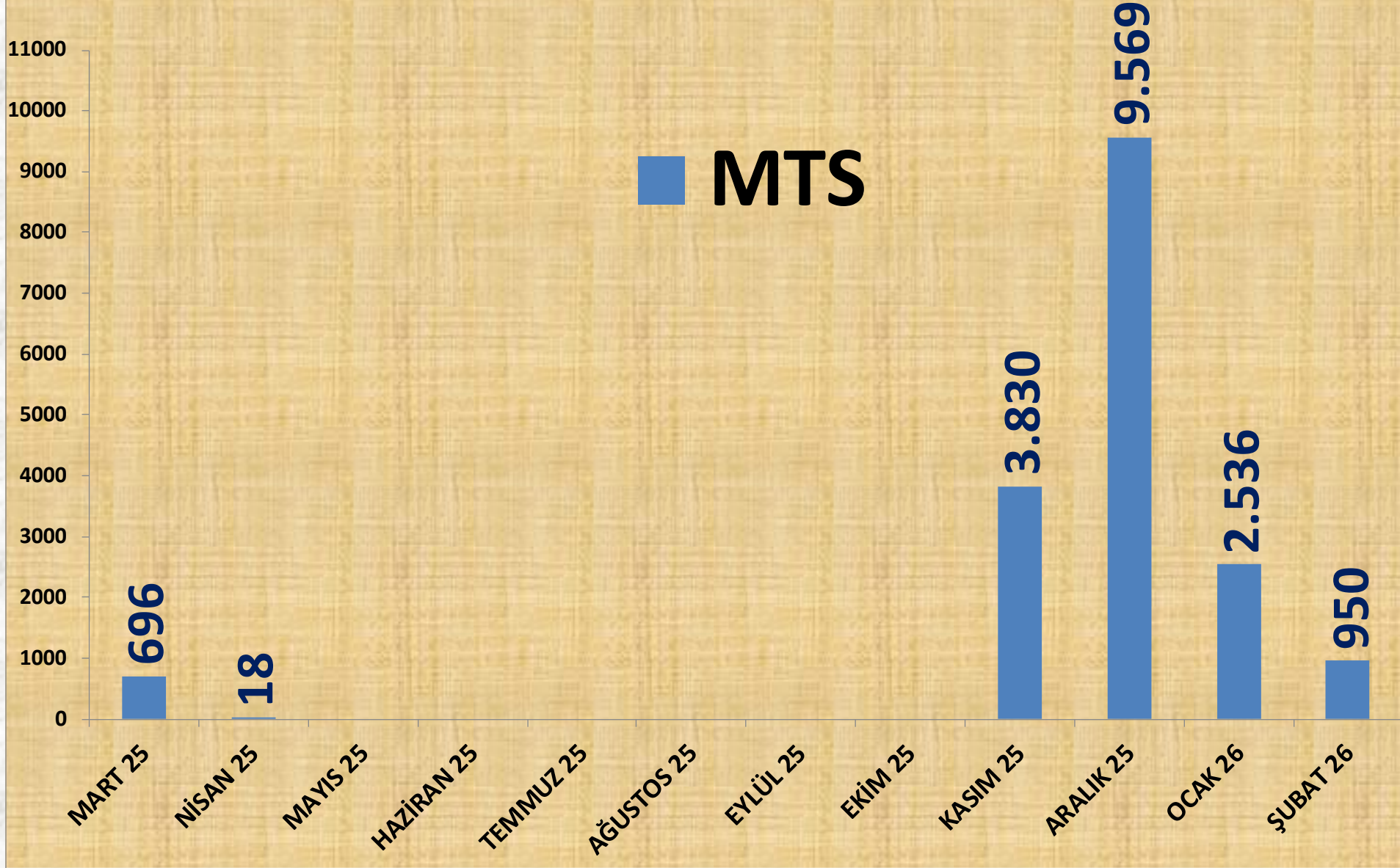
| <b>EN ÇOK FİYAT</b> | <b>2024 ŞUBAT</b> | <b>2025 ŞUBAT</b> |          | <b>2026 ŞUBAT</b> |          |
|---------------------|-------------------|-------------------|----------|-------------------|----------|
| MTS                 | 36,11 TL          | -32%              | 24,50 TL | 12%               | 27,35 TL |

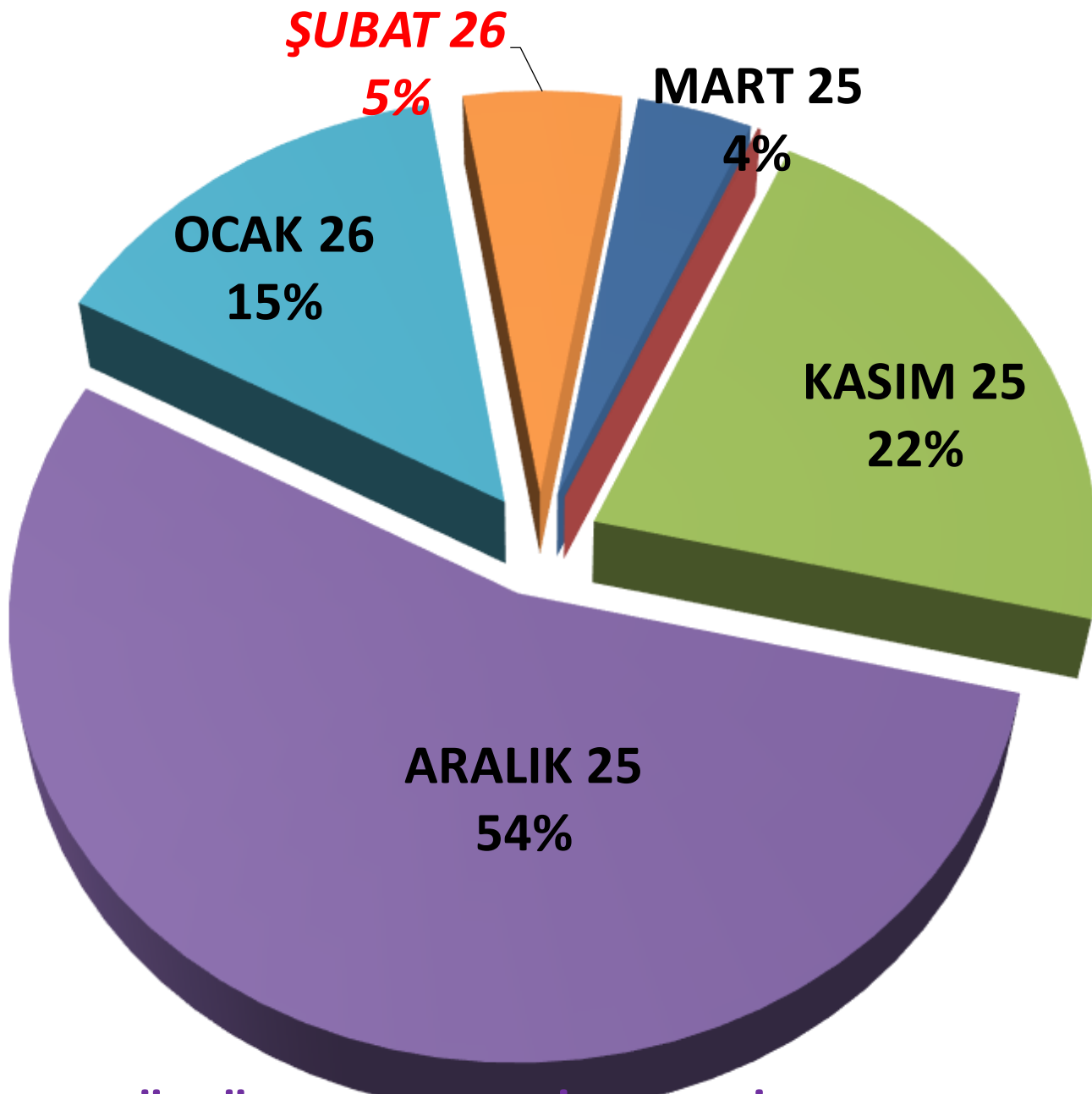
| <b>ORTALAMA<br/>FİYAT</b> | <b>2024 ŞUBAT</b> | <b>2025 ŞUBAT</b> |          | <b>2026 ŞUBAT</b> |          |
|---------------------------|-------------------|-------------------|----------|-------------------|----------|
| MTS                       | 19,00 TL          | 35%               | 25,71 TL | 5%                | 26,87 TL |

# AYLIK KÜTLÜ PAMUK FİYAT TRENDİ (TL)



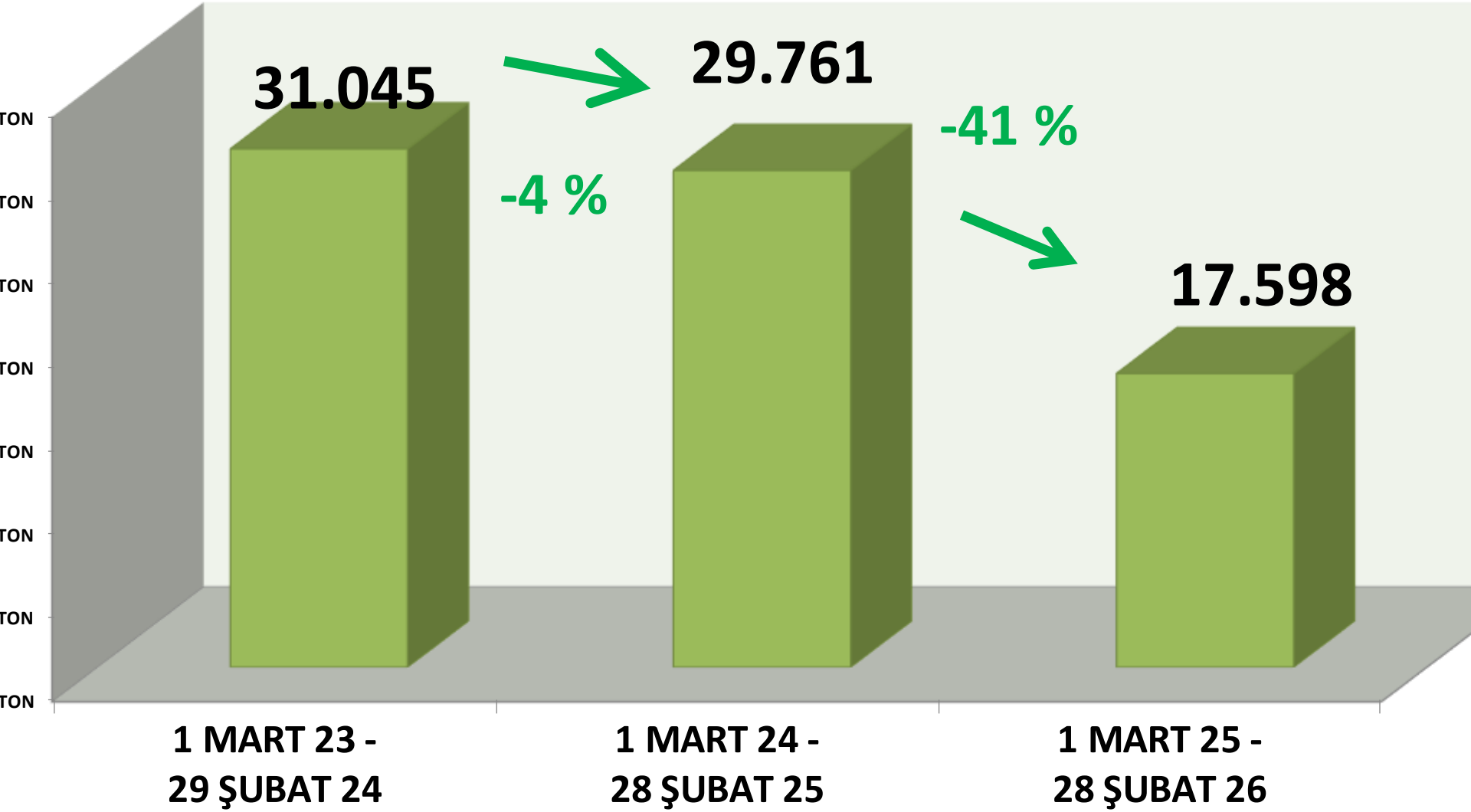
# AYLIK KÜTLÜ PAMUK İŞLEM MİKTARI (TON)



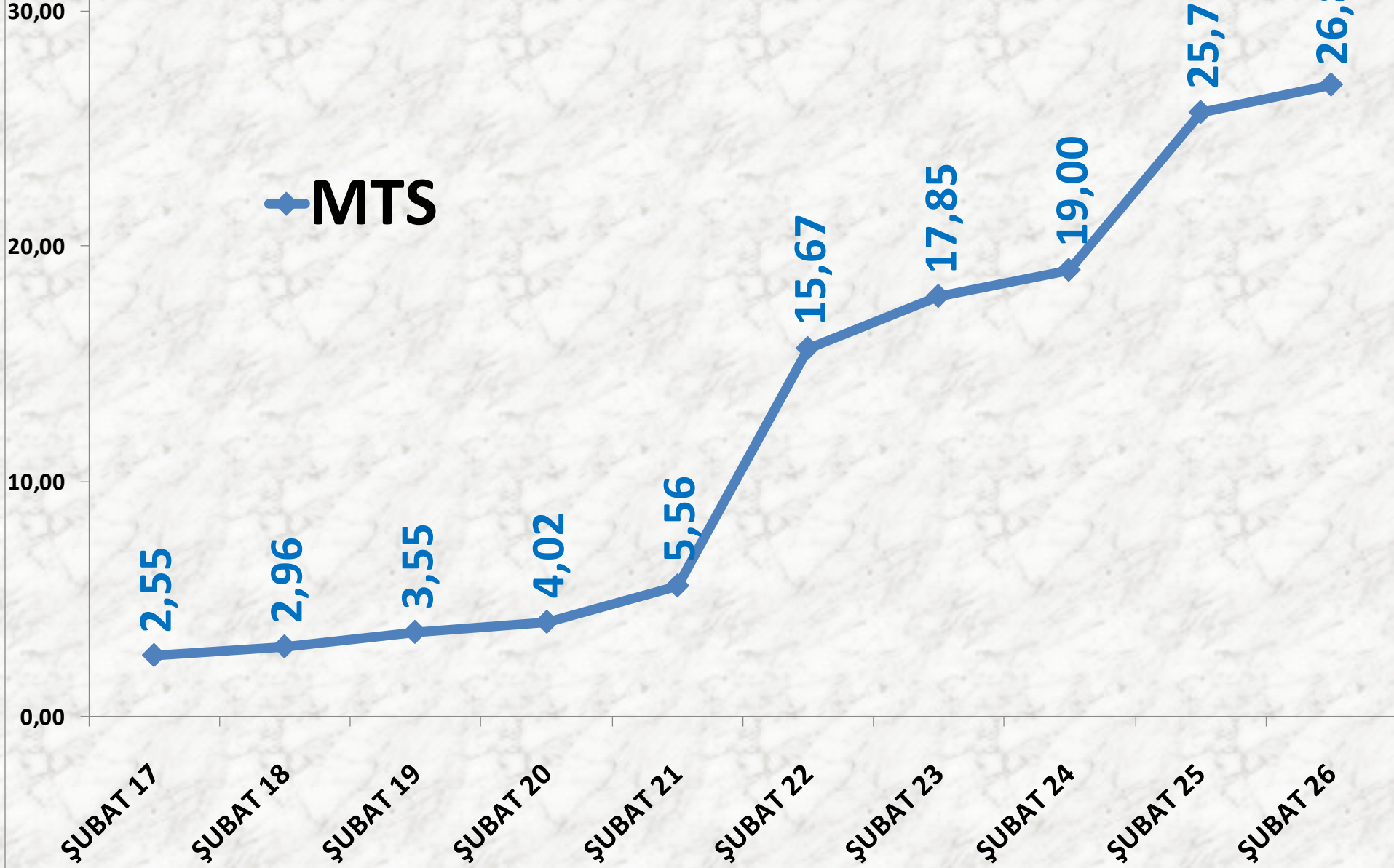


**AYLIK KÜTLÜ PAMUK MTS İŞLEM MİKTARI ORANLARI**

# YILLIK KÜTLÜ PAMUK İŞLEM MİKTARI (TON)



# ŞUBAT AYLARI ÇİĞİTLİ PAMUK FİYAT TRENDİ (TL)



# MAHLIÇ PAMUK

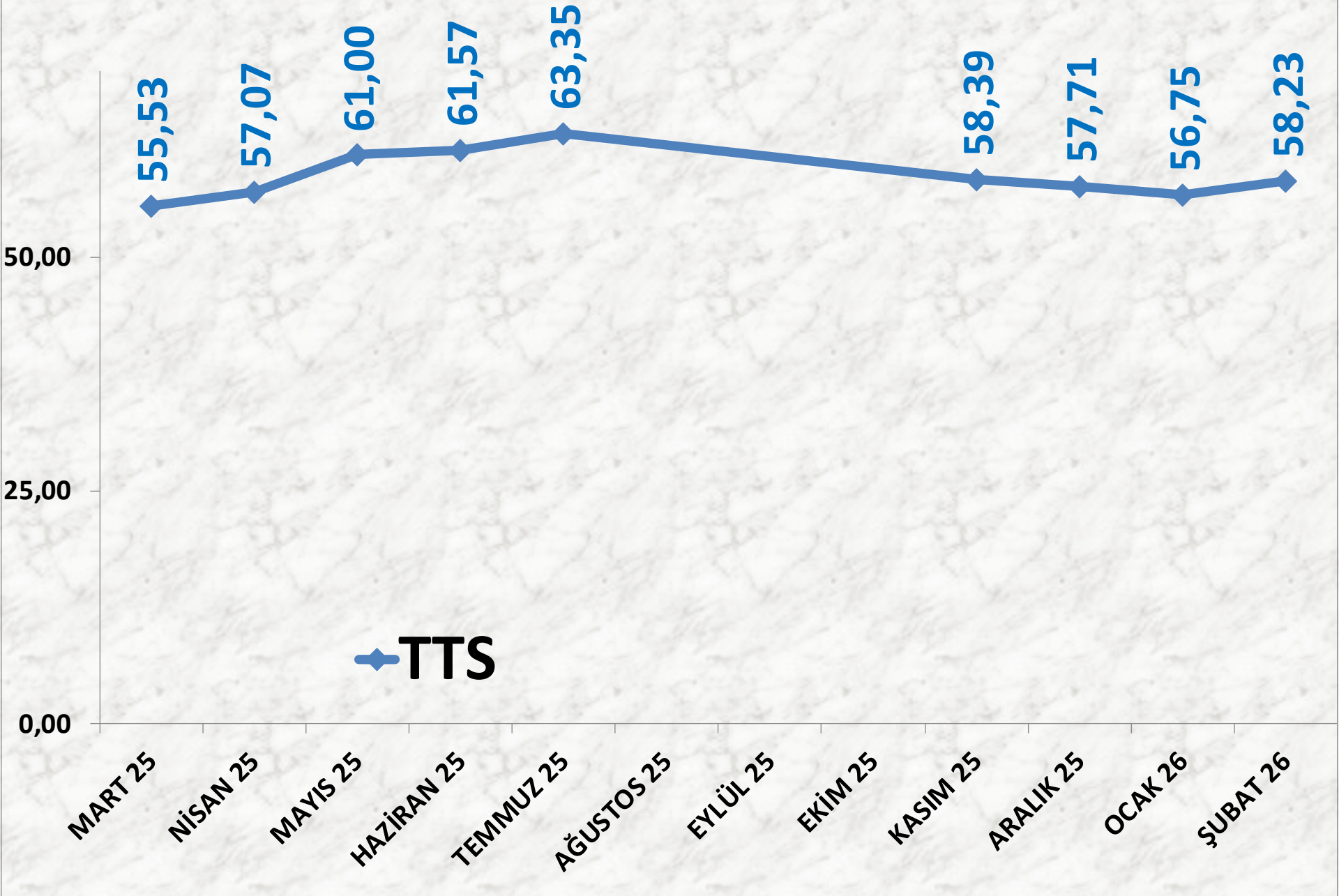
| <b>İŞLEM MİKTARI<br/>TON</b> | <b>2024 ŞUBAT</b> | <b>2025 ŞUBAT</b> |         | <b>2026 ŞUBAT</b> |         |
|------------------------------|-------------------|-------------------|---------|-------------------|---------|
| MTS                          | 1.081 TON         | -19%              | 877 TON | -66%              | 301 TON |

| <b>EN AZ FİYAT</b> | <b>2024 ŞUBAT</b> | <b>2025 ŞUBAT</b> |          | <b>2026 ŞUBAT</b> |          |
|--------------------|-------------------|-------------------|----------|-------------------|----------|
| MTS                | 39,00 TL          | 45%               | 56,50 TL | 3%                | 58,00 TL |

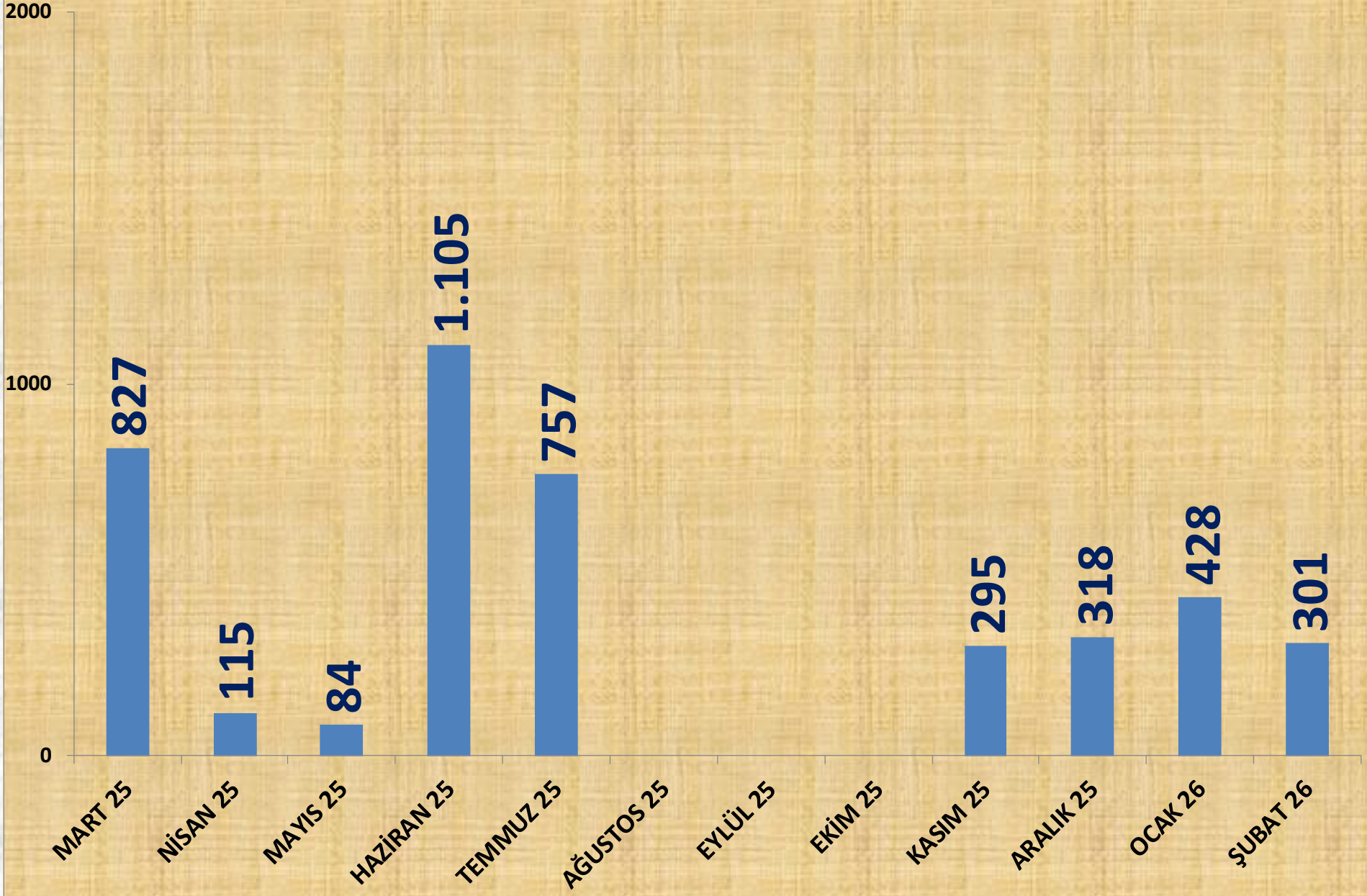
| <b>EN ÇOK FİYAT</b> | <b>2024 ŞUBAT</b> | <b>2025 ŞUBAT</b> |          | <b>2026 ŞUBAT</b> |          |
|---------------------|-------------------|-------------------|----------|-------------------|----------|
| MTS                 | 63,32 TL          | -8%               | 58,50 TL | 1%                | 59,00 TL |

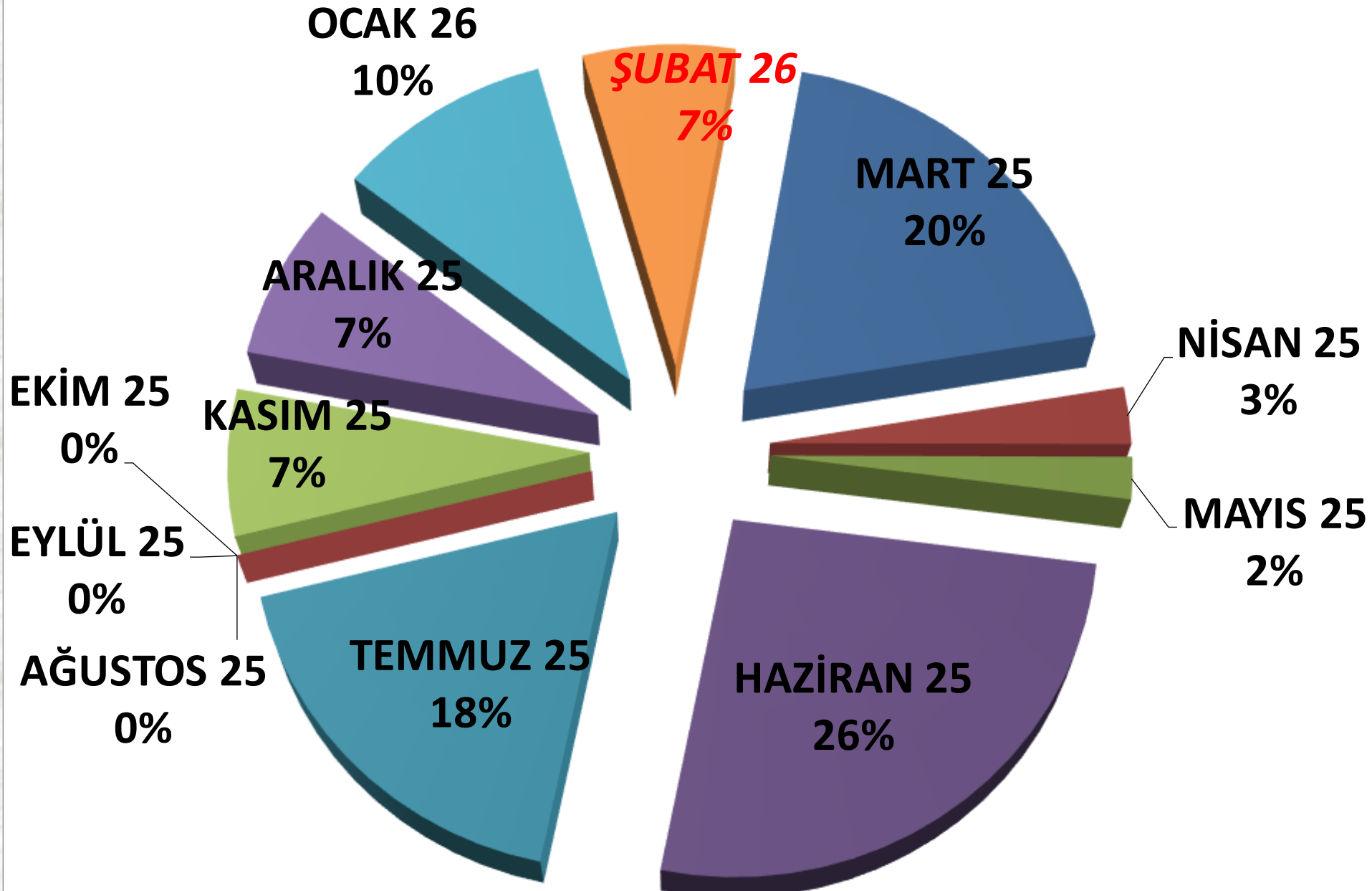
| <b>ORTALAMA<br/>FİYAT</b> | <b>2024 ŞUBAT</b> | <b>2025 ŞUBAT</b> |          | <b>2026 ŞUBAT</b> |          |
|---------------------------|-------------------|-------------------|----------|-------------------|----------|
| MTS                       | 44,85 TL          | 29%               | 57,93 TL | 1%                | 58,23 TL |

# AYLIK MAHLIÇ PAMUK FİYAT TRENDİ (TL)



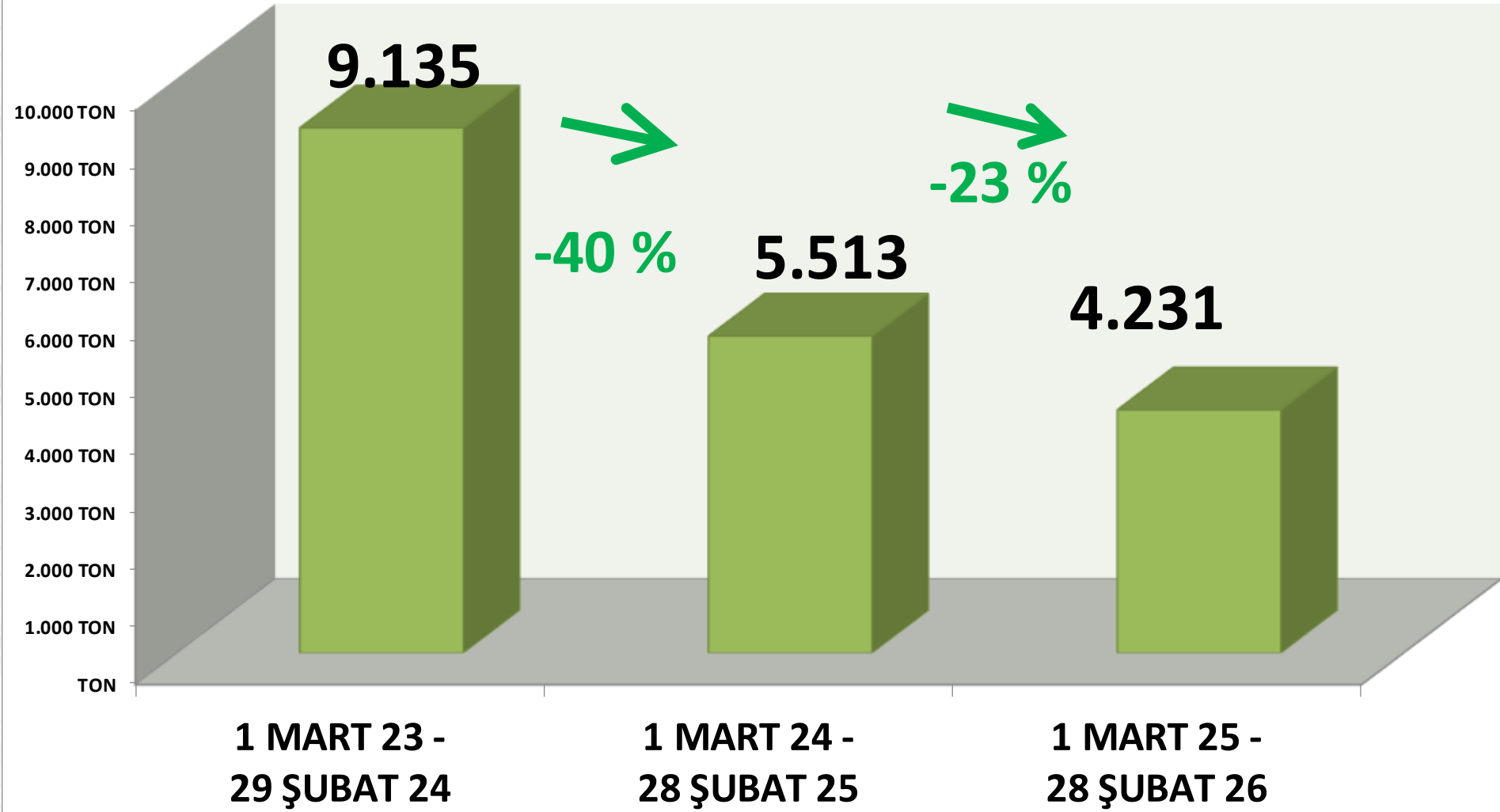
# AYLIK MAHLIÇ PAMUK İŞLEM MİKTARI (TON)



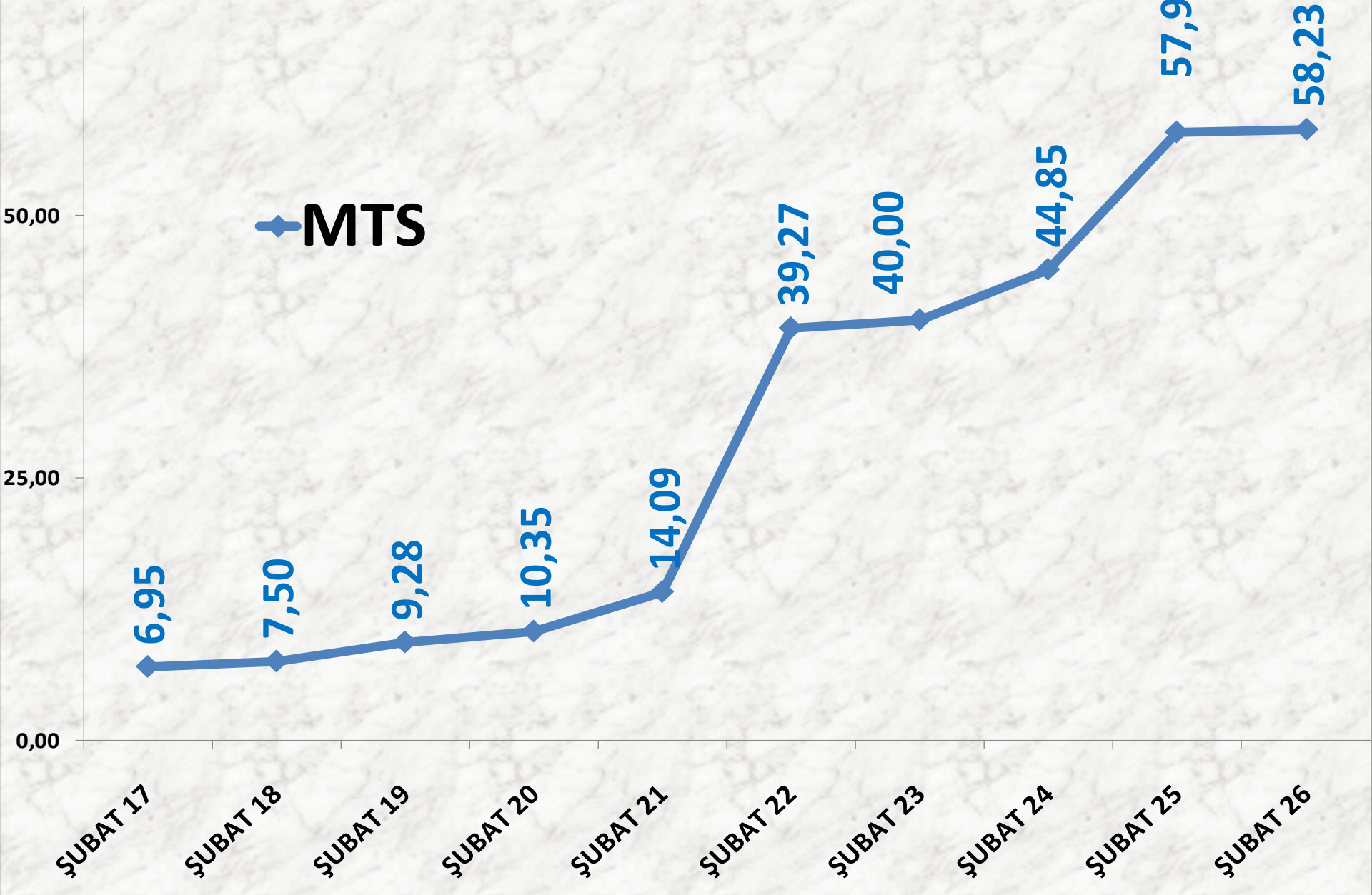


**AYLIK MAHLİÇ PAMUK MTS İŞLEM MİKTARI ORANLARI**

# YILLIK MAHLIÇ PAMUK İŞLEM MİKTARI



# ŞUBAT AYLARI MAHLİÇ PAMUK FİYAT TRENDİ (TL)



# KEKİK

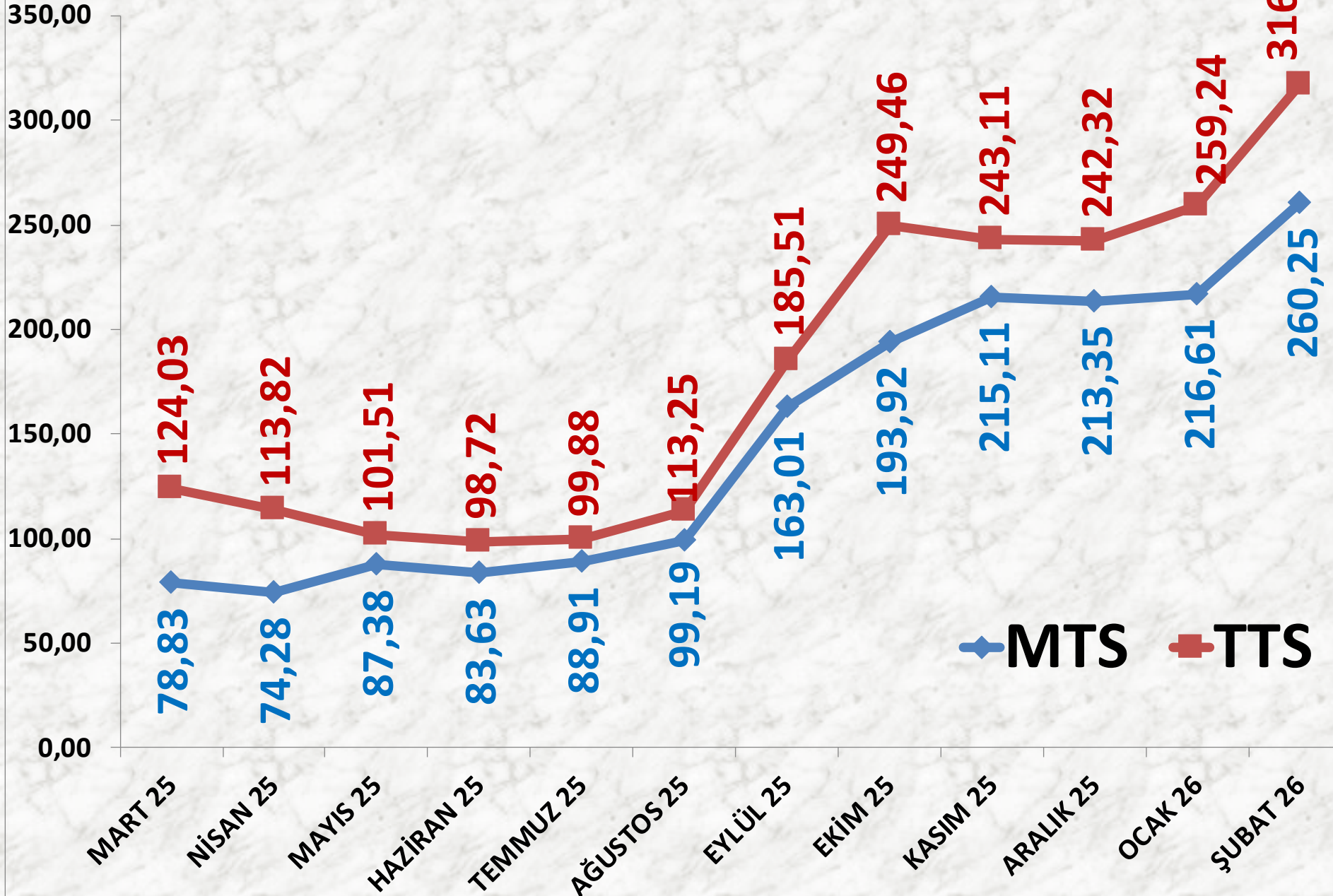
| <b>İŞLEM MİKTARI<br/>TON</b> | <b>2024 ŞUBAT</b> | <b>2025 ŞUBAT</b> |         | <b>2026 ŞUBAT</b> |         |
|------------------------------|-------------------|-------------------|---------|-------------------|---------|
| MTS                          | 1.274 TON         | -60%              | 506 TON | -12%              | 448 TON |
| TTS                          | 688 TON           | -45%              | 380 TON | 14%               | 435 TON |

| <b>EN AZ FİYAT</b> | <b>2024 ŞUBAT</b> | <b>2025 ŞUBAT</b> |          | <b>2026 ŞUBAT</b> |          |
|--------------------|-------------------|-------------------|----------|-------------------|----------|
| MTS                | 10,00 TL          | 308%              | 40,82 TL | 135%              | 96,00 TL |
| TTS                | 10,00 TL          | 560%              | 66,02 TL | -6%               | 62,00 TL |

| <b>EN ÇOK FİYAT</b> | <b>2024 ŞUBAT</b> | <b>2025 ŞUBAT</b> |           | <b>2026 ŞUBAT</b> |           |
|---------------------|-------------------|-------------------|-----------|-------------------|-----------|
| MTS                 | 23,50 TL          | 255%              | 83,50 TL  | 379%              | 400,00 TL |
| TTS                 | 52,80 TL          | 260%              | 190,00 TL | 242%              | 650,00 TL |

| <b>ORTALAMA<br/>FİYAT</b> | <b>2024 ŞUBAT</b> | <b>2025 ŞUBAT</b> |           | <b>2026 ŞUBAT</b> |           |
|---------------------------|-------------------|-------------------|-----------|-------------------|-----------|
| MTS                       | 19,46 TL          | 264%              | 70,74 TL  | 268%              | 260,25 TL |
| TTS                       | 21,36 TL          | 385%              | 103,55 TL | 206%              | 316,83 TL |

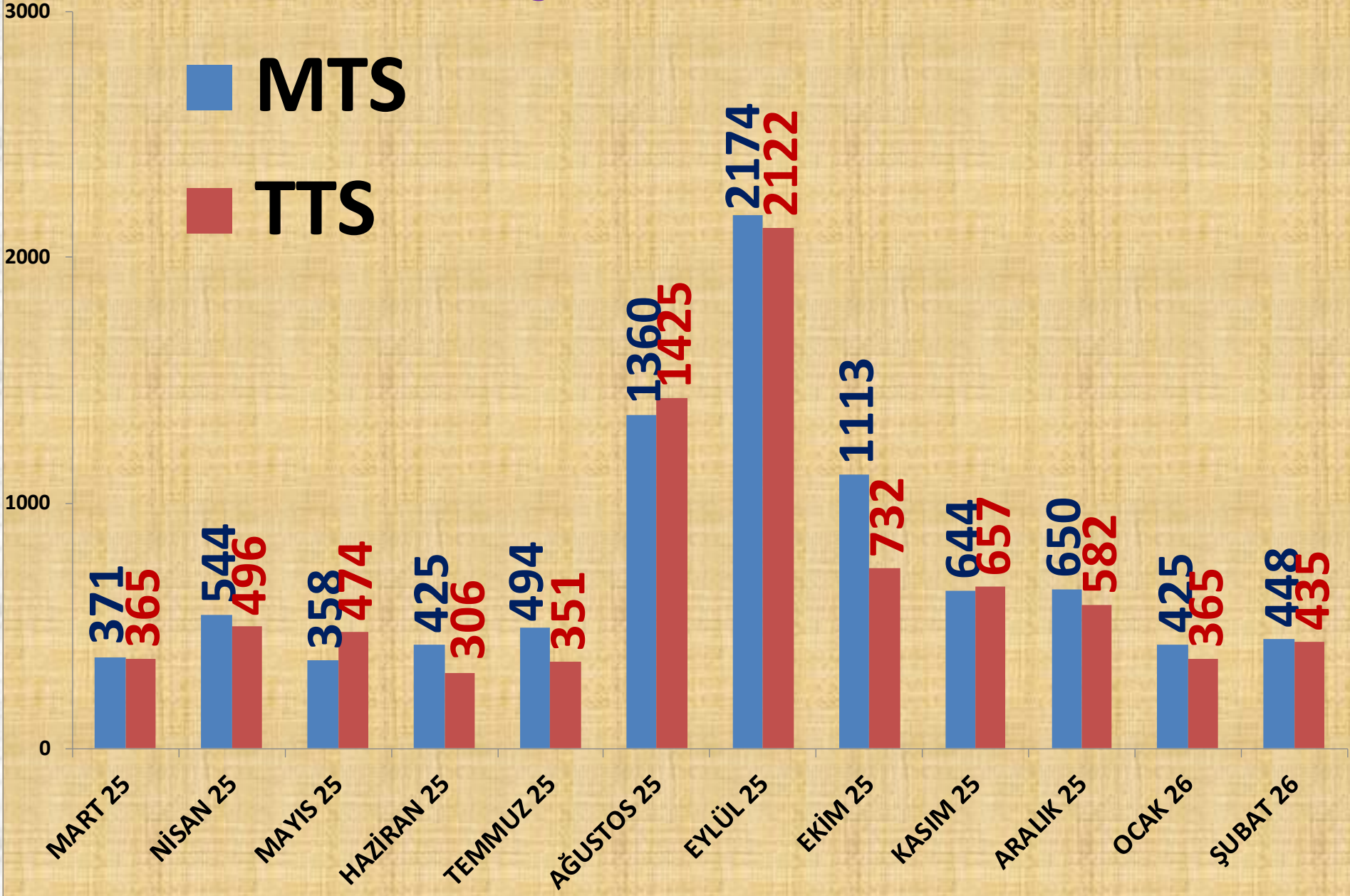
# AYLIK KEKİK FİYAT TRENDİ (TL)



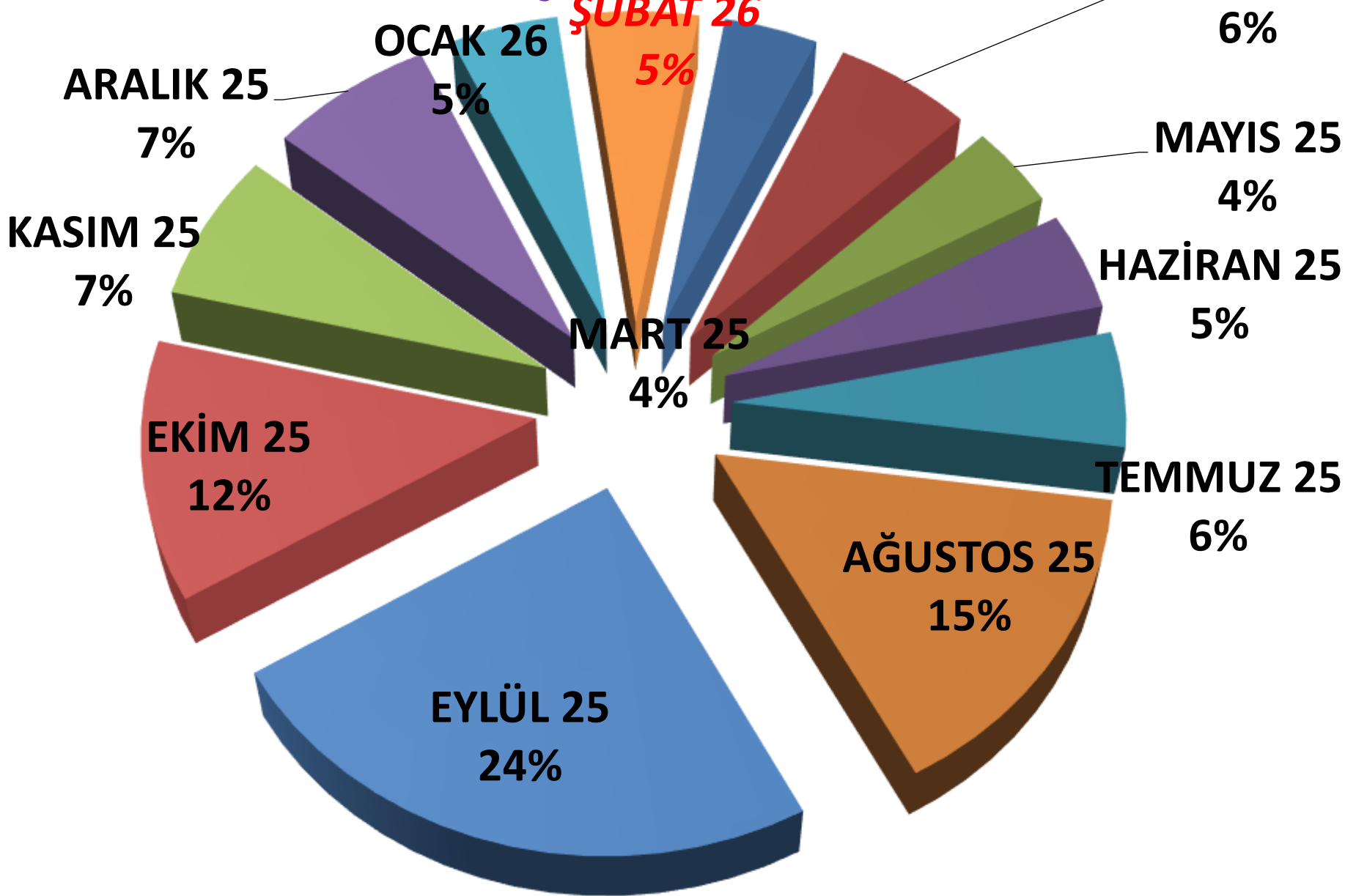
# AYLIK KEKİK İŞLEM MİKTARI (TON)

■ MTS

■ TTS



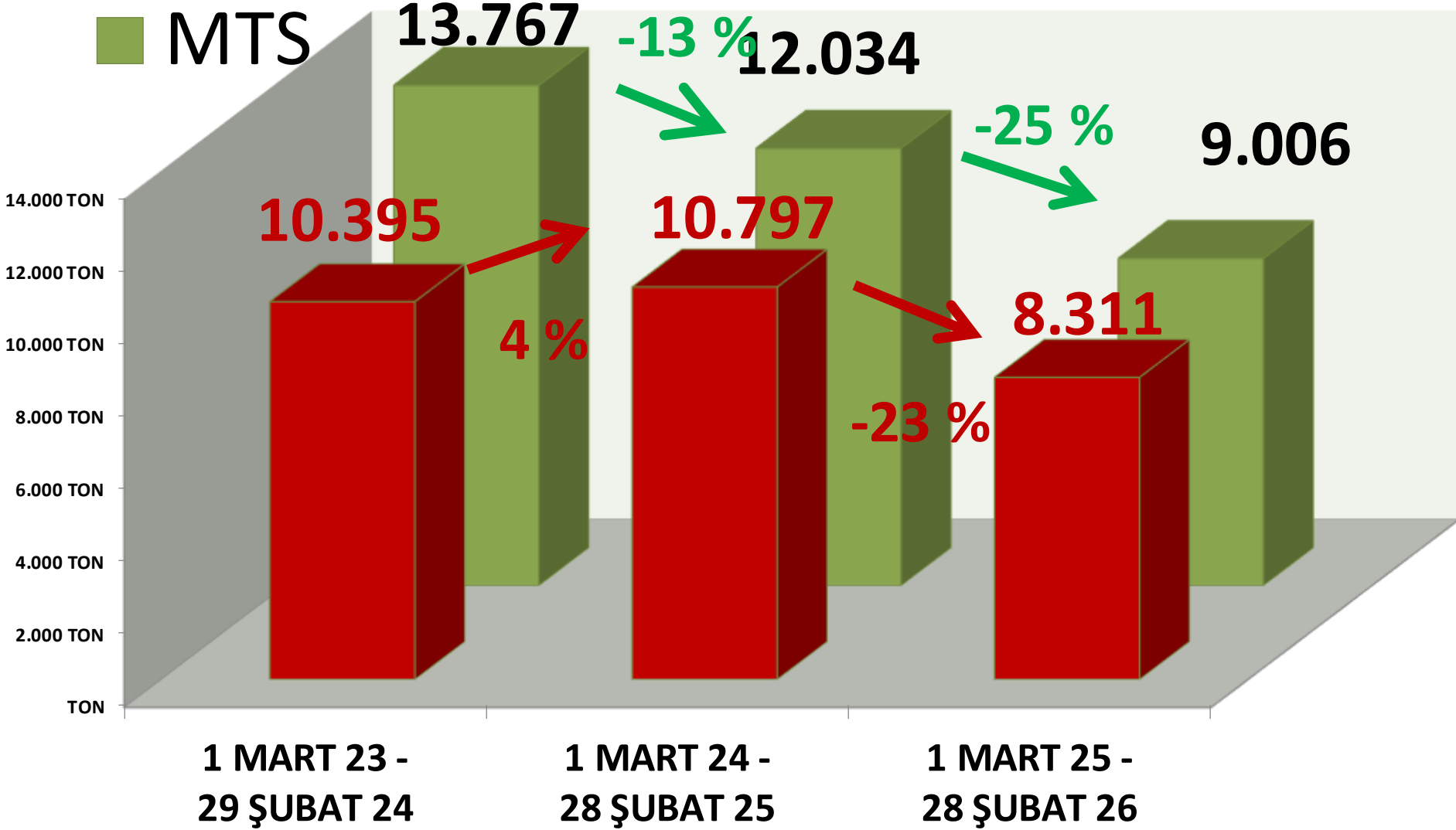
# AYLIK KEKİK MTS İŞLEM MİKTARI ORANLARI



■ TTS

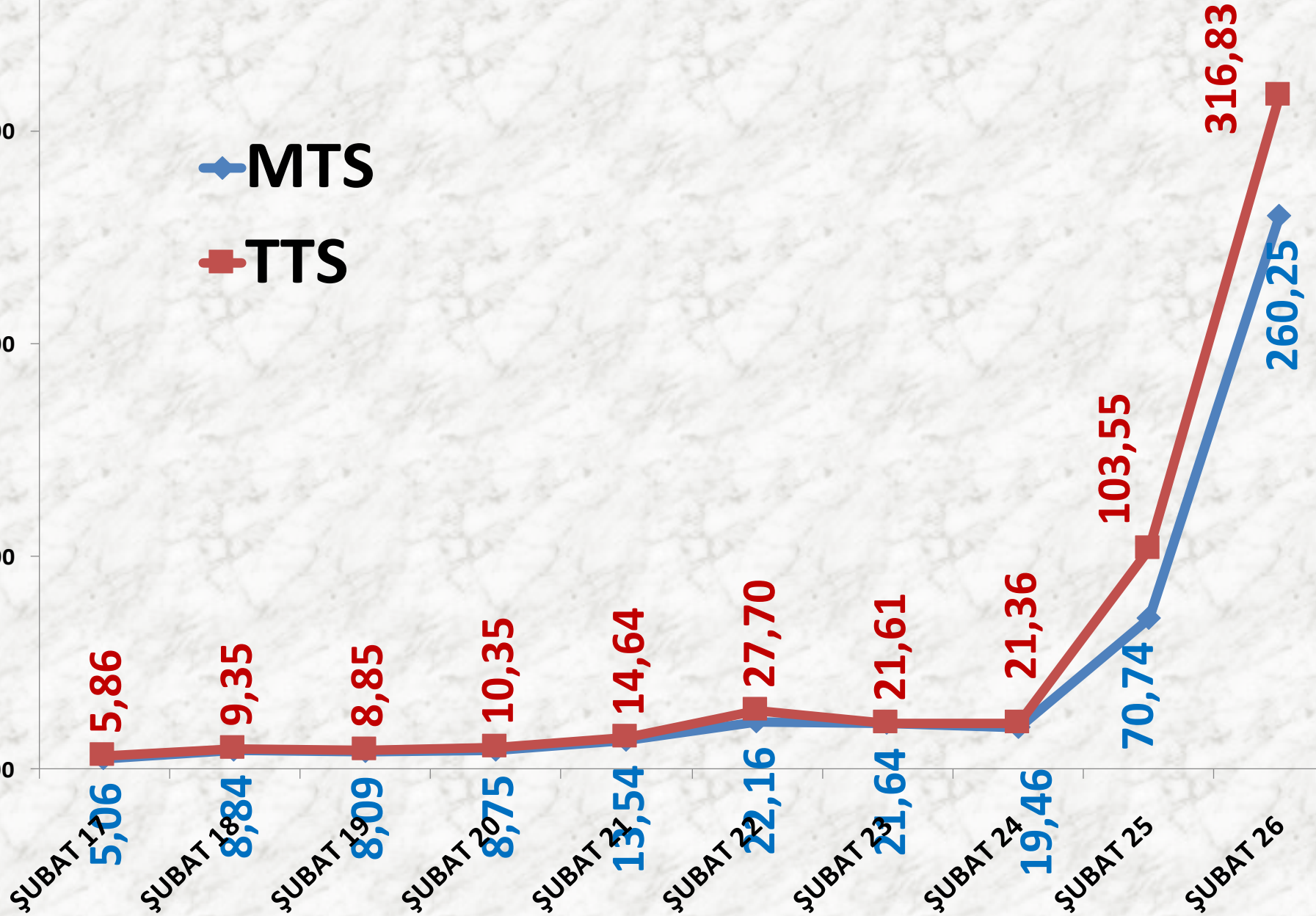
# YILLIK KEKİK İŞLEM MİKTARI (TON)

■ MTS



# ŞUBAT AYLARI KEKİK FİYAT TRENDİ (TL)

◆ MTS  
■ TTS



# ANASON

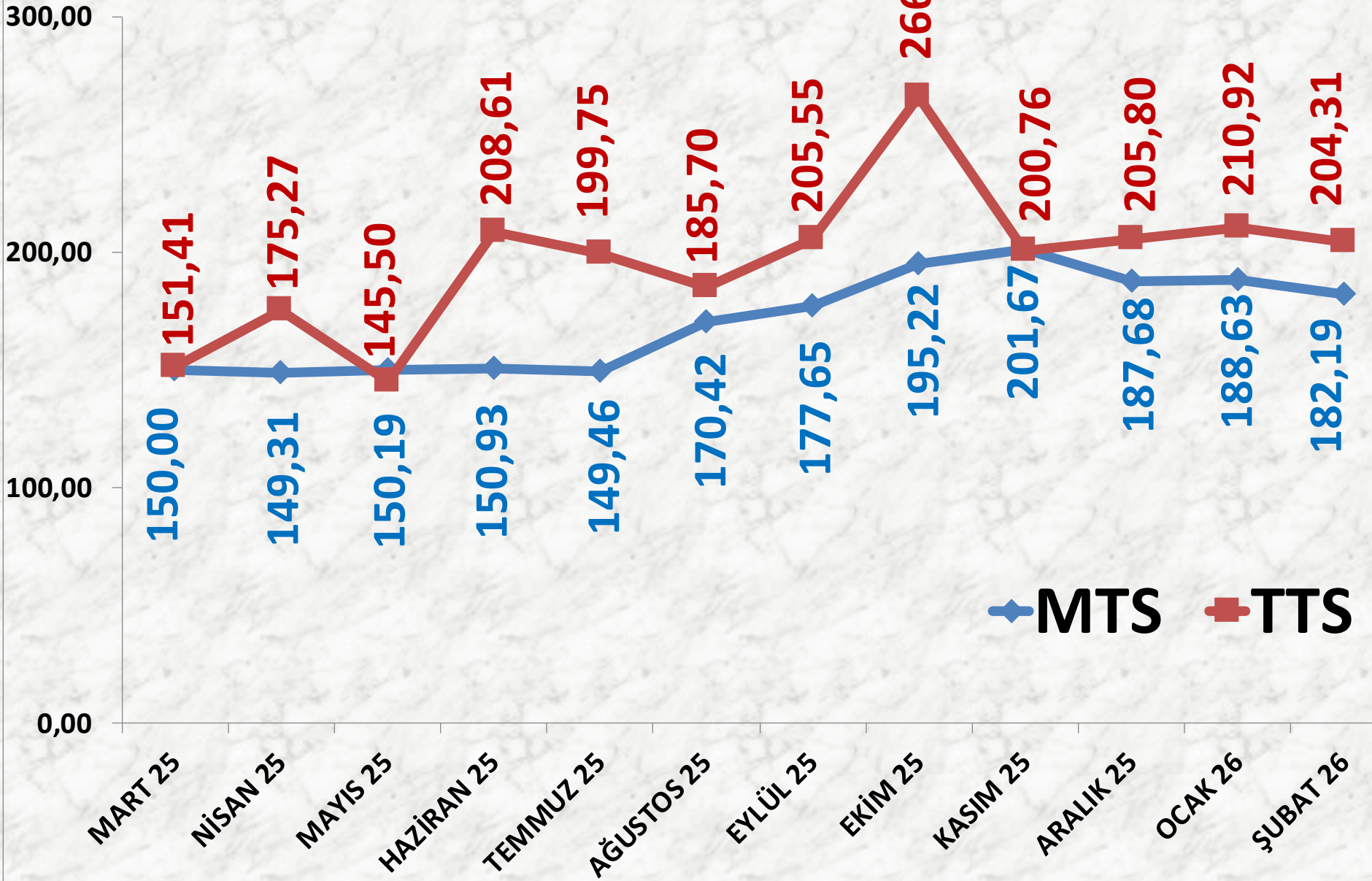
| <b>İŞLEM MİKTARI<br/>TON</b> | <b>2024 ŞUBAT</b> | <b>2025 ŞUBAT</b> |         | <b>2026 ŞUBAT</b> |         |
|------------------------------|-------------------|-------------------|---------|-------------------|---------|
| MTS                          | 6 TON             | -36%              | 4 TON   | 2590%             | 107 TON |
| TTS                          | 2 TON             | 4848%             | 115 TON | 36%               | 157 TON |

| <b>EN AZ FİYAT</b> | <b>2024 ŞUBAT</b> | <b>2025 ŞUBAT</b> |           | <b>2026 ŞUBAT</b> |           |
|--------------------|-------------------|-------------------|-----------|-------------------|-----------|
| MTS                | 130,00 TL         | 15%               | 150,00 TL | -2%               | 146,52 TL |
| TTS                | 133,79 TL         | 8%                | 145,00 TL | 8%                | 156,83 TL |

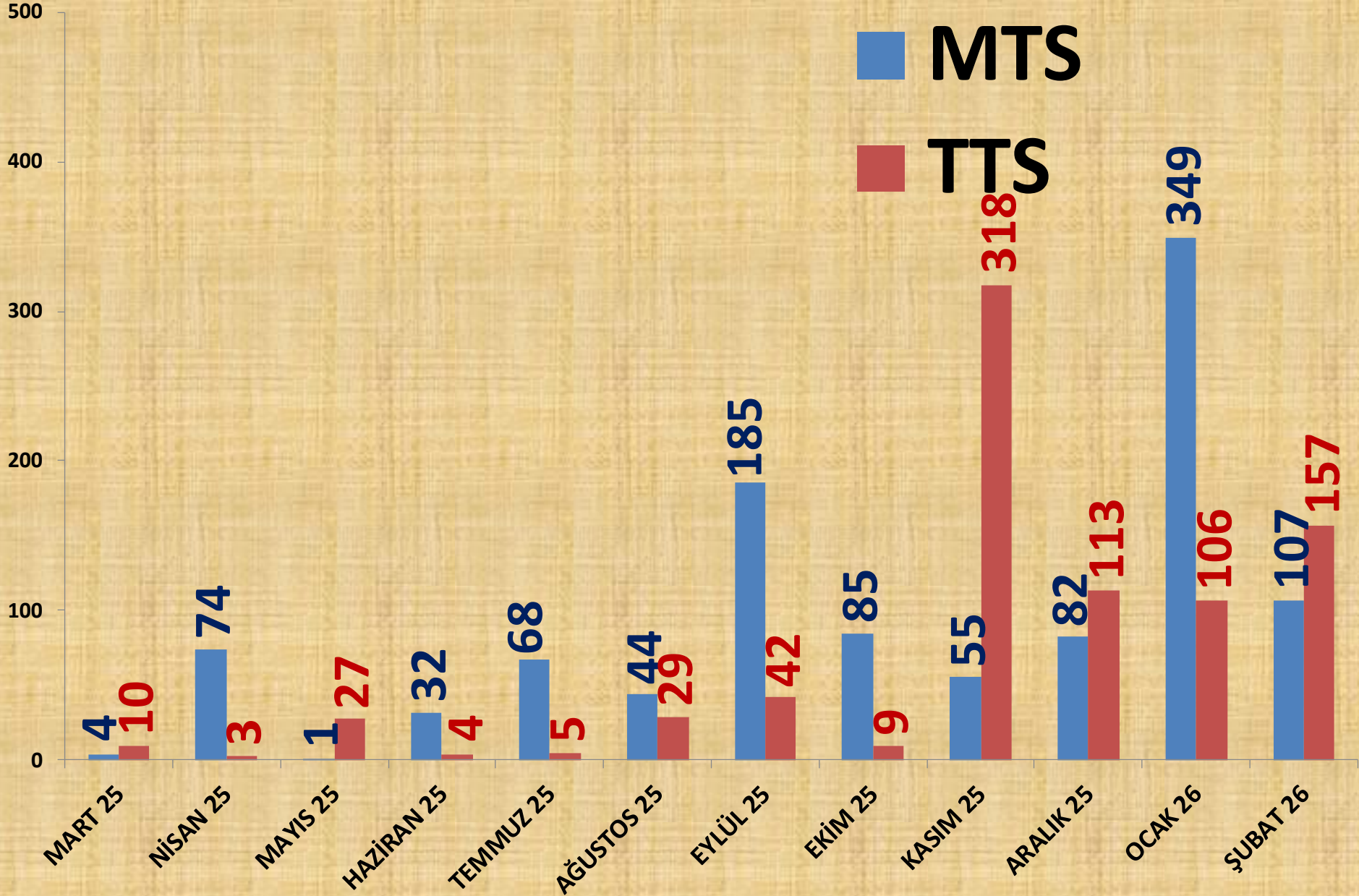
| <b>EN ÇOK FİYAT</b> | <b>2024 ŞUBAT</b> | <b>2025 ŞUBAT</b> |           | <b>2026 ŞUBAT</b> |           |
|---------------------|-------------------|-------------------|-----------|-------------------|-----------|
| MTS                 | 130,00 TL         | 15%               | 150,00 TL | 248%              | 521,38 TL |
| TTS                 | 133,79 TL         | 49%               | 200,00 TL | 2%                | 204,31 TL |

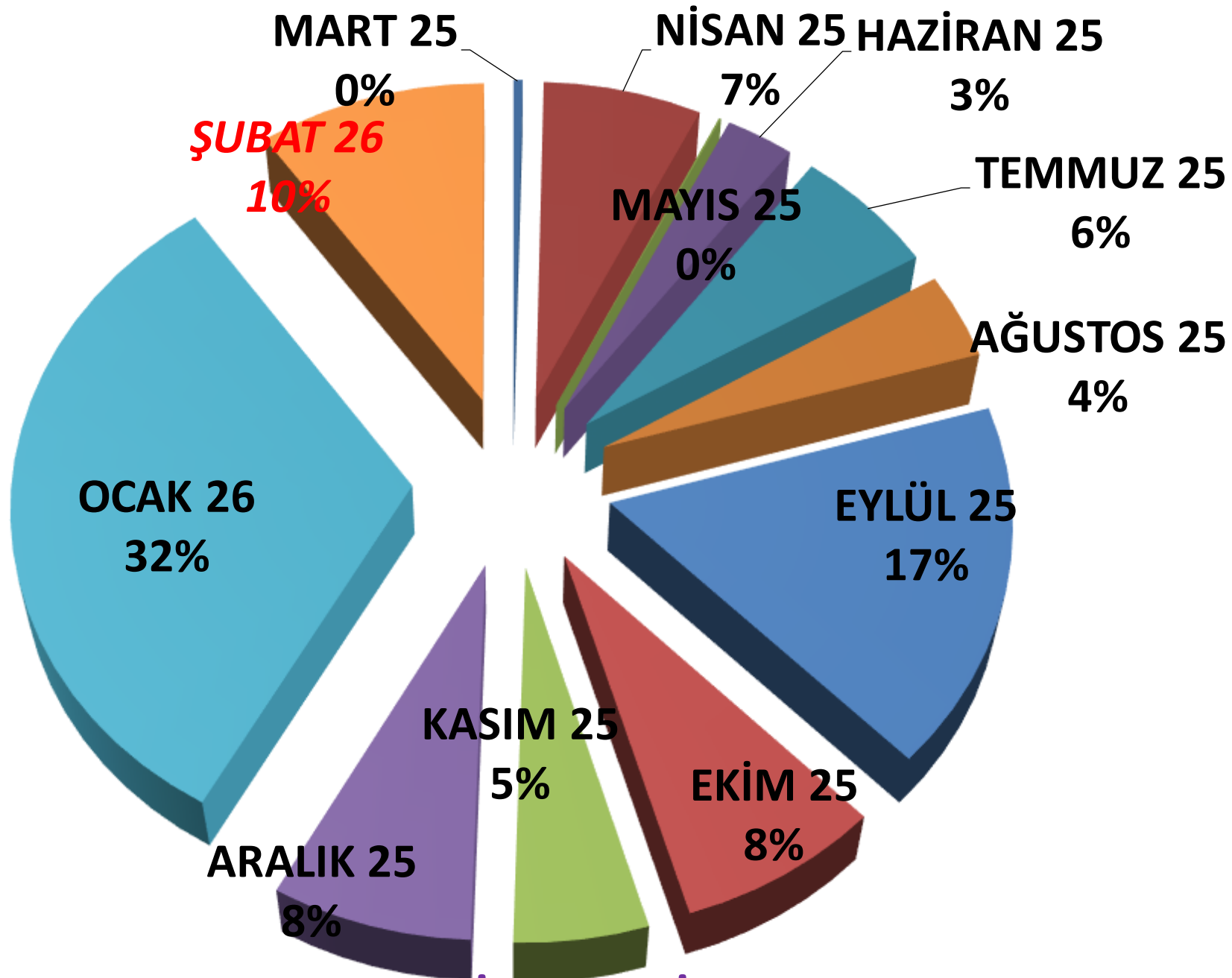
| <b>ORTALAMA<br/>FİYAT</b> | <b>2024 ŞUBAT</b> | <b>2025 ŞUBAT</b> |           | <b>2026 ŞUBAT</b> |           |
|---------------------------|-------------------|-------------------|-----------|-------------------|-----------|
| MTS                       | 130,00 TL         | 15%               | 150,00 TL | 21%               | 182,19 TL |
| TTS                       | 133,79 TL         | 9%                | 146,40 TL | 40%               | 204,31 TL |

# AYLIK ANASON FİYAT TRENDİ (TL)



# AYLIK ANASON İŞLEM MİKTARI (TON)



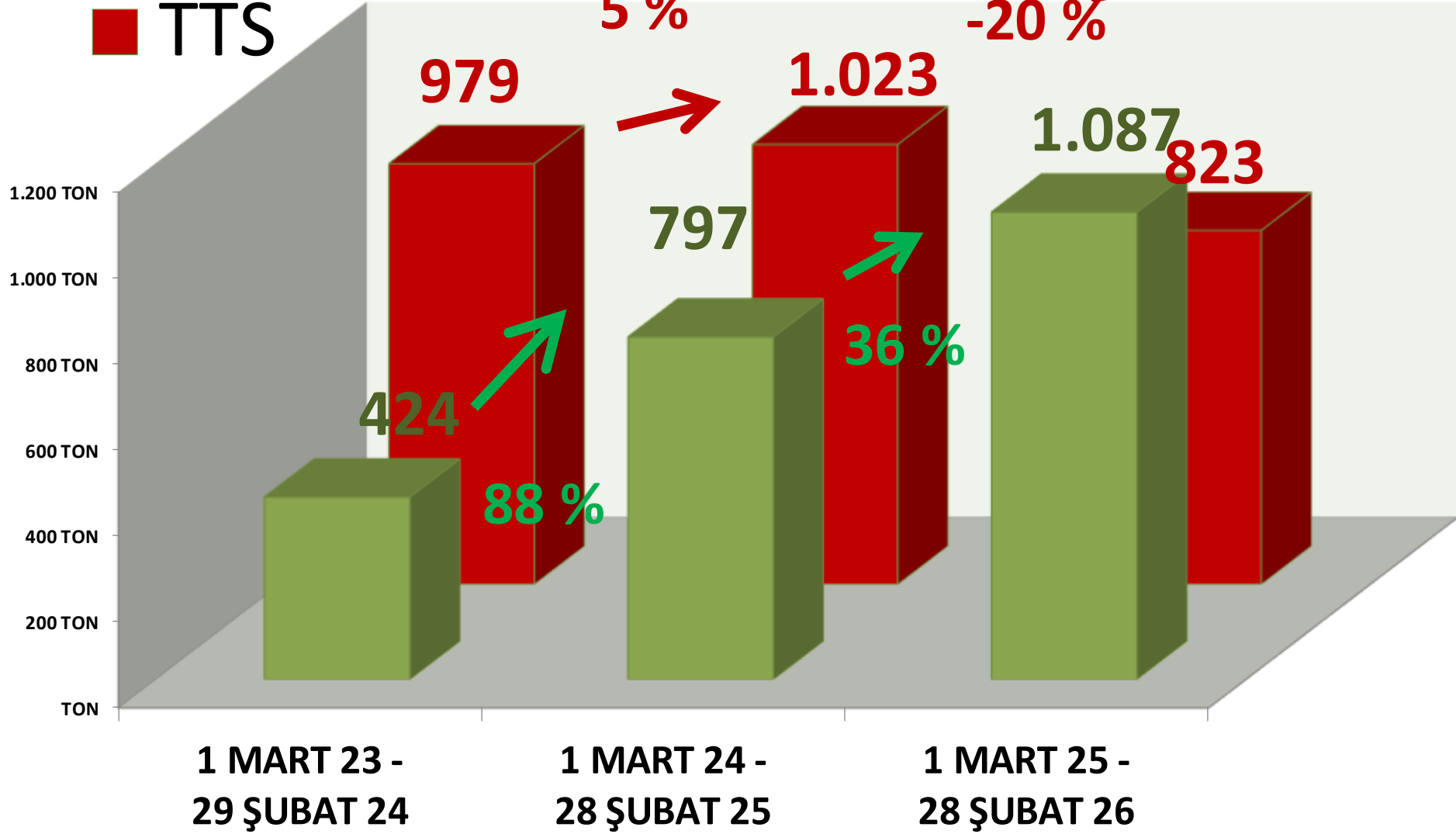


**AYLIK ANASON MTS İŞLEM MİKTARI ORANLARI**

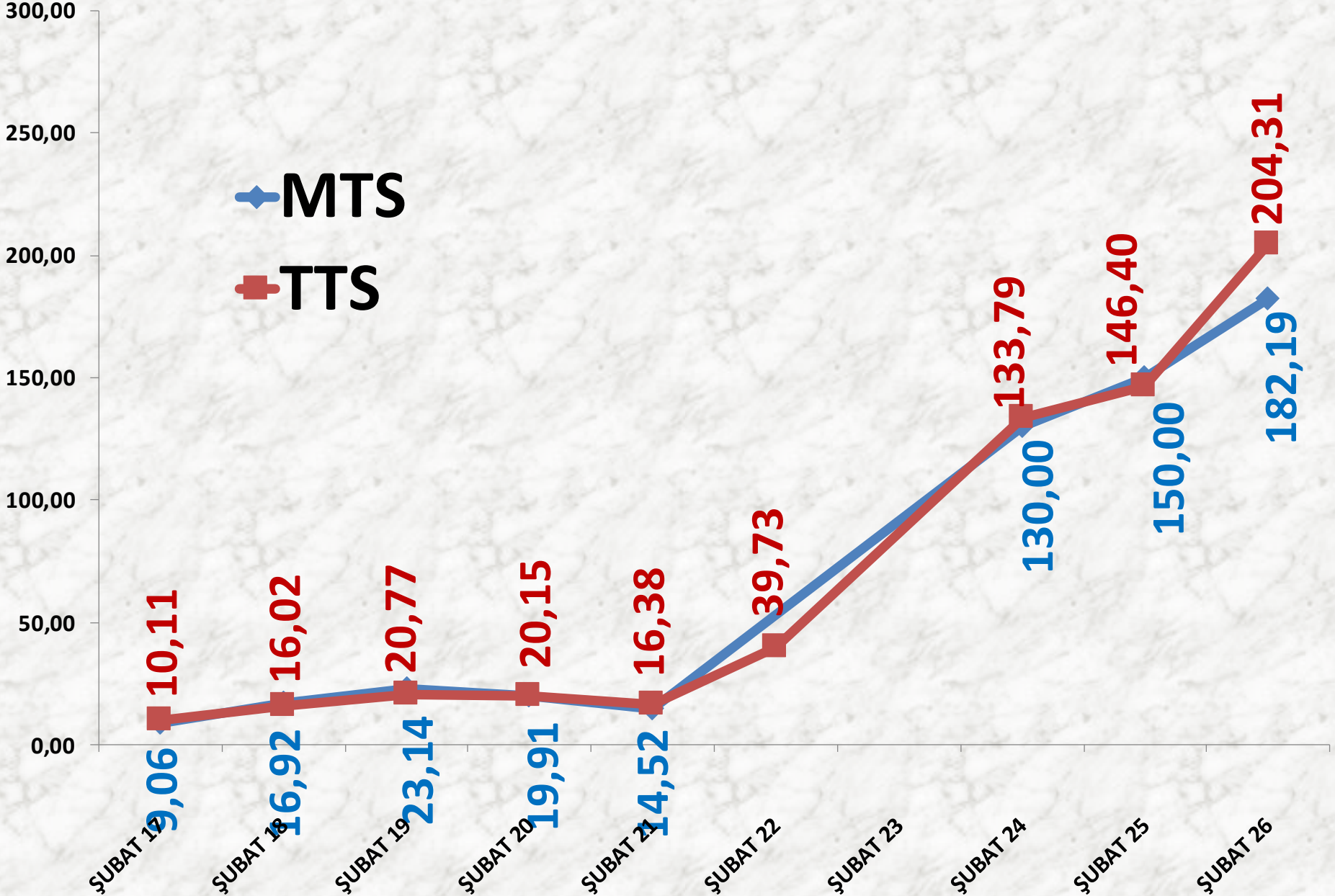
■ MTS

# YILLIK ANASON İŞLEM MİKTARI (TON)

■ TTS



# ŞUBAT AYLARI ANASON FİYAT TRENDİ (TL)



# YAPRAK TÜTÜN

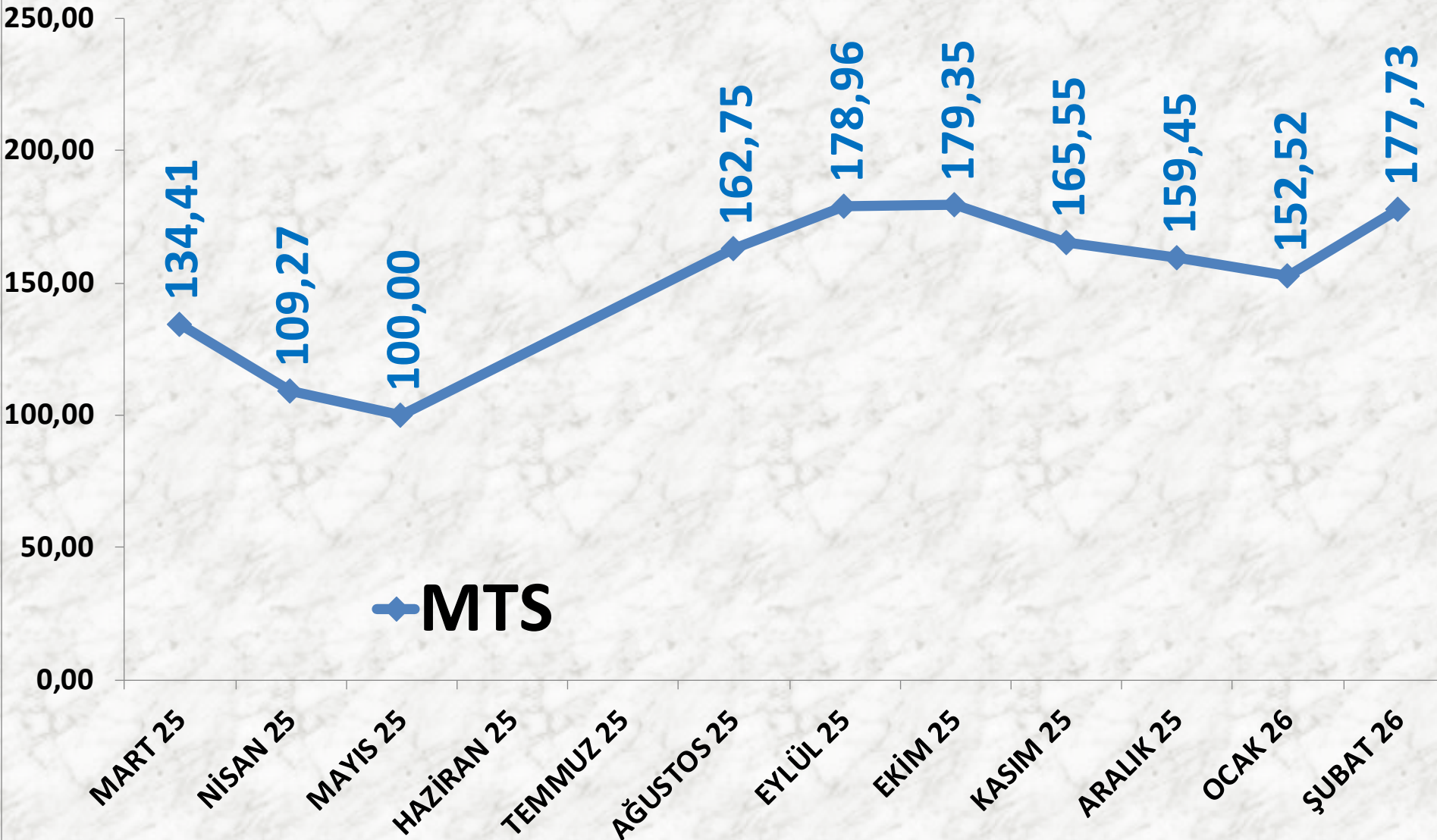
| <b>İŞLEM MİKTARI<br/>TON</b> | <b>2024 ŞUBAT</b> | <b>2025 ŞUBAT</b> |           | <b>2026 ŞUBAT</b> |         |
|------------------------------|-------------------|-------------------|-----------|-------------------|---------|
| MTS                          | 11.222 TON        | -47%              | 5.929 TON | -92%              | 472 TON |

| <b>EN AZ FİYAT</b> | <b>2024 ŞUBAT</b> | <b>2025 ŞUBAT</b> |          | <b>2026 ŞUBAT</b> |           |
|--------------------|-------------------|-------------------|----------|-------------------|-----------|
| MTS                | 40,00 TL          | 117%              | 86,67 TL | 56%               | 135,00 TL |

| <b>EN ÇOK FİYAT</b> | <b>2024 ŞUBAT</b> | <b>2025 ŞUBAT</b> |           | <b>2026 ŞUBAT</b> |           |
|---------------------|-------------------|-------------------|-----------|-------------------|-----------|
| MTS                 | 125,00 TL         | 78%               | 222,09 TL | 58%               | 350,00 TL |

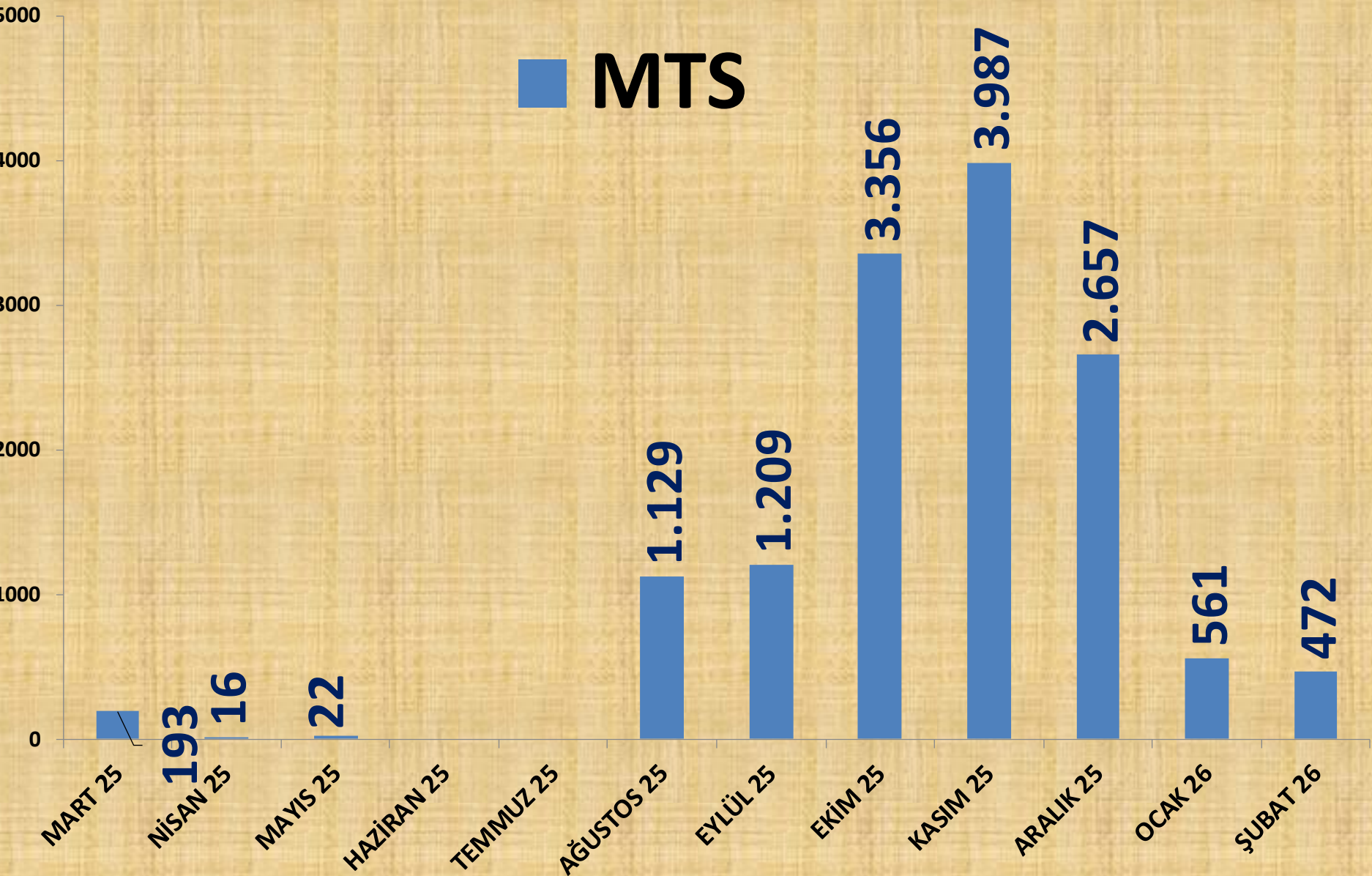
| <b>ORTALAMA<br/>FİYAT</b> | <b>2024 ŞUBAT</b> | <b>2025 ŞUBAT</b> |           | <b>2026 ŞUBAT</b> |           |
|---------------------------|-------------------|-------------------|-----------|-------------------|-----------|
| MTS                       | 119,51 TL         | 50%               | 179,12 TL | -1%               | 177,73 TL |

# AYLIK TÜTÜN FİYAT TRENDİ (TL)



# AYLIK TÜTÜN İŞLEM MİKTARI (TON)

■ MTS



**ŞUBAT 26**

**4%**

**OCAK 26**

**4%**

**MART 25**

**1%**

**AĞUSTOS 25**

**8%**

**EYLÜL 25**

**9%**

**ARALIK 25**

**20%**

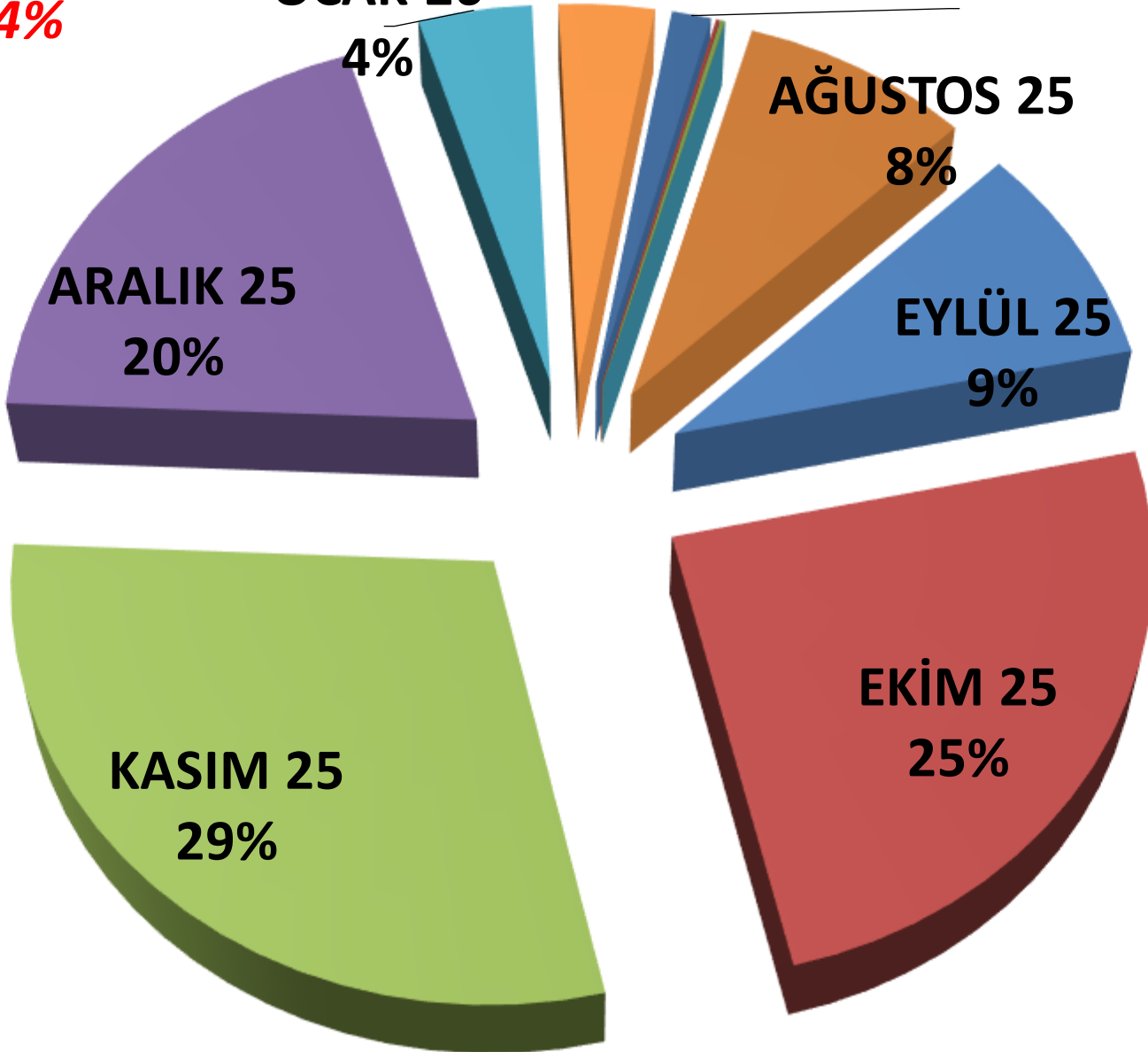
**EKİM 25**

**25%**

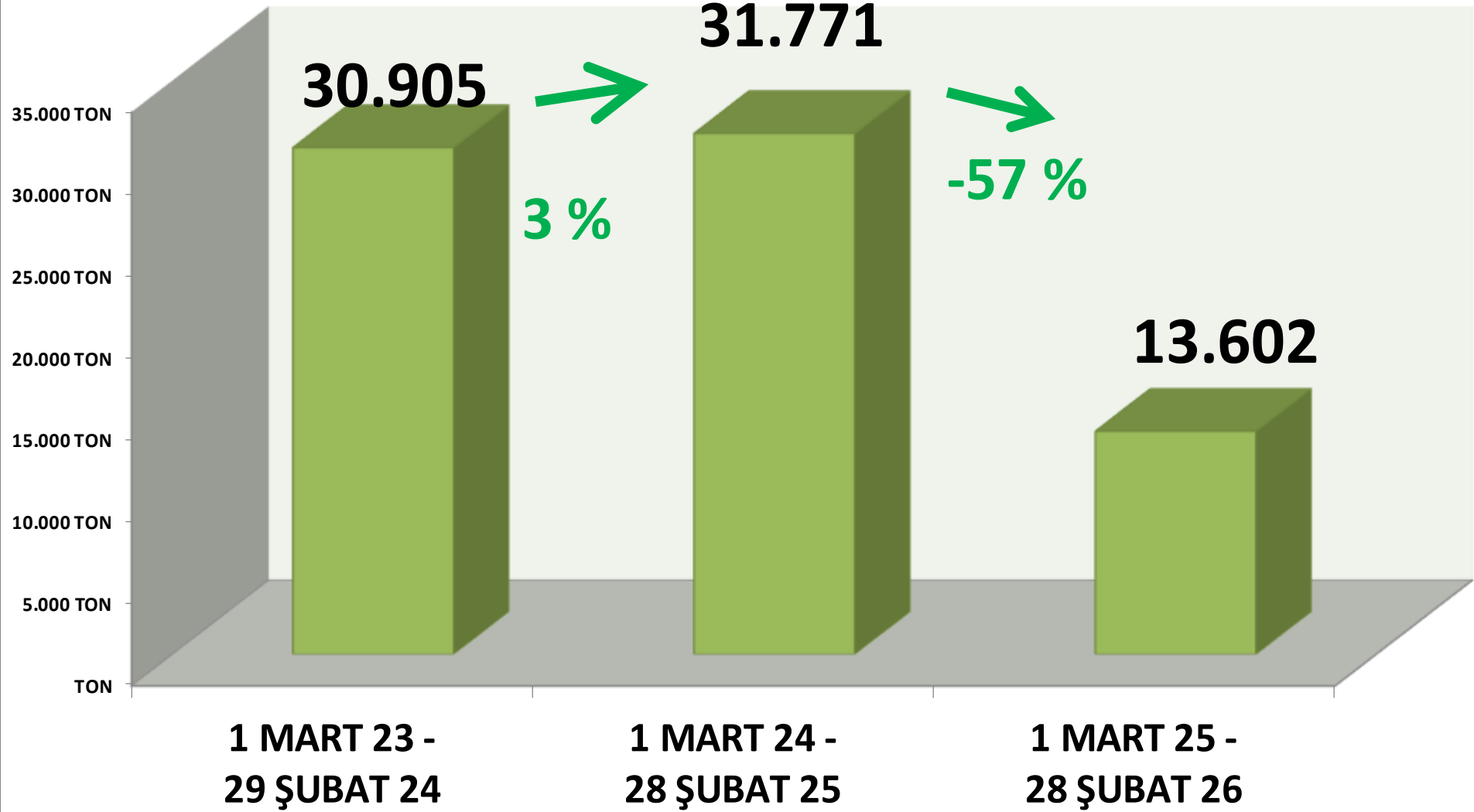
**KASIM 25**

**29%**

**AYLIK TÜTÜN MTS İŞLEM MİKTARI ORANLARI**

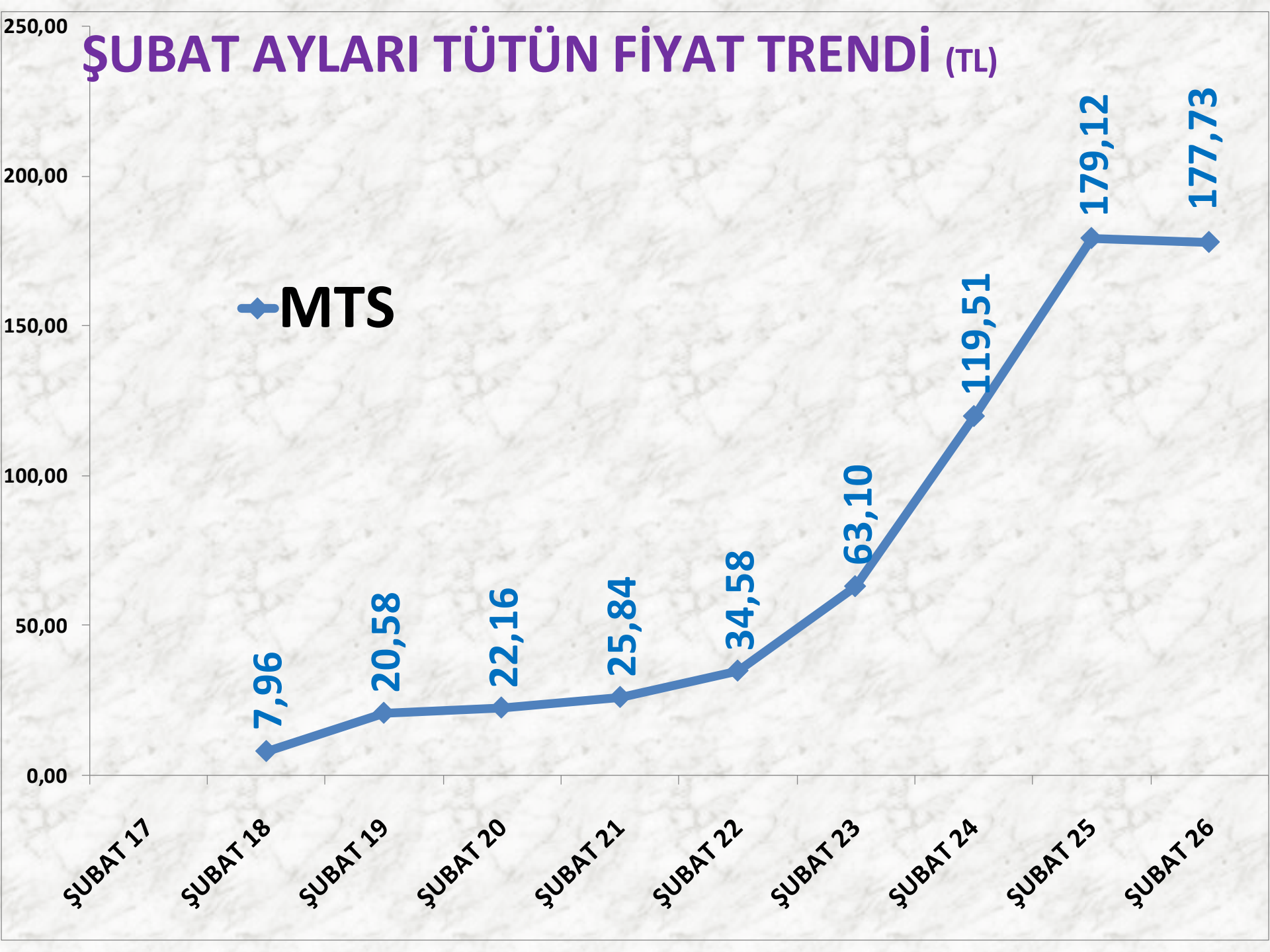


# YILLIK TÜTÜN İŞLEM MİKTARI (TON)



# ŞUBAT AYLARI TÜTÜN FİYAT TRENDİ (TL)

◆ MTS



# KASAPLIK CANLI HAYVAN

## BÜYÜKBAŞ İŞLEM MİKTARI

| İŞLEM MİKTARI<br>ADET | 2024 ŞUBAT | 2025 ŞUBAT |            | 2026 ŞUBAT |            |
|-----------------------|------------|------------|------------|------------|------------|
| MTS                   | 1.400 ADET | 83%        | 2.556 ADET | -8%        | 2.357 ADET |
| TTS                   | 198 ADET   | 245%       | 684 ADET   | -68%       | 217 ADET   |

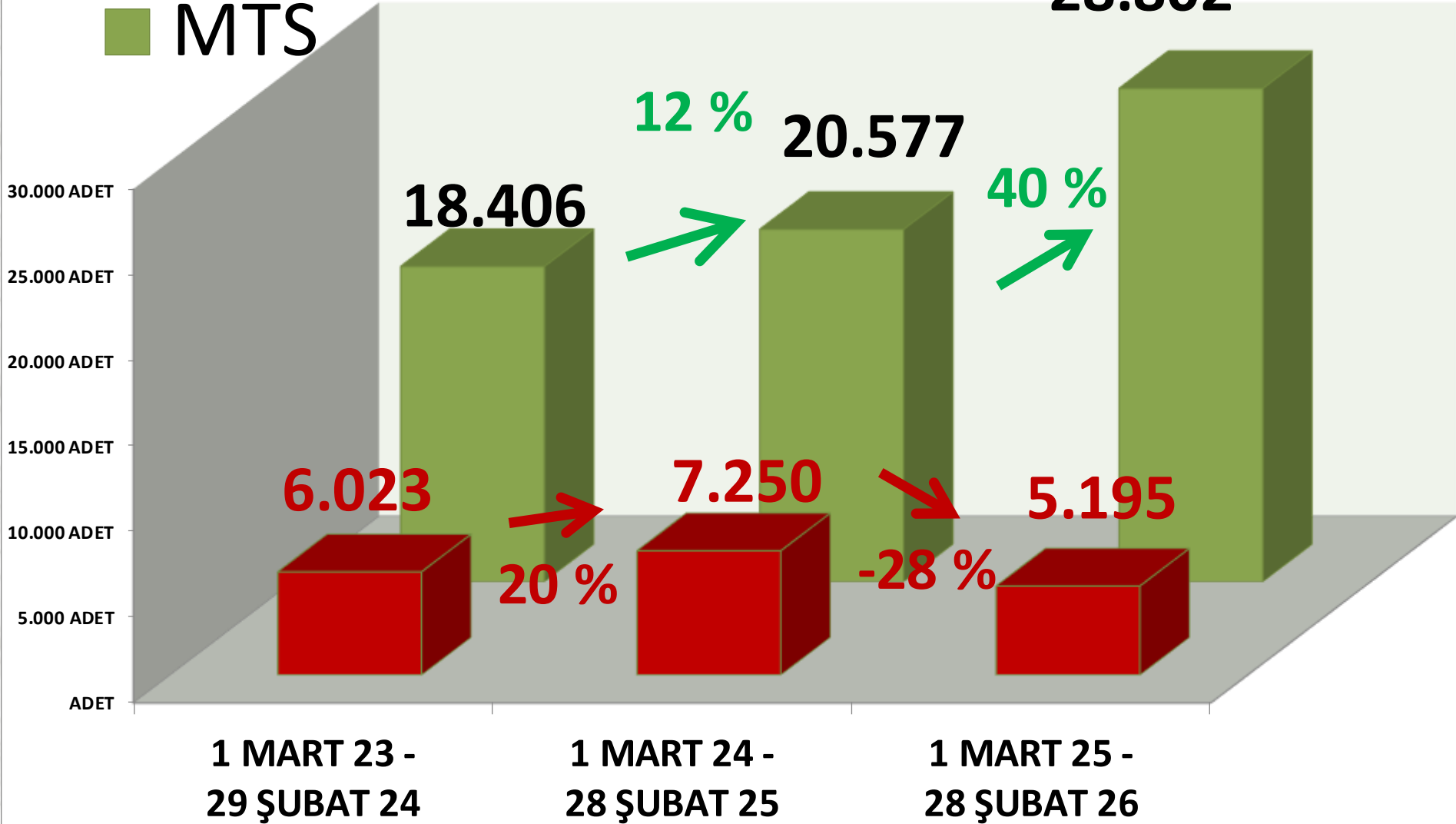
## KÜÇÜKBAŞ İŞLEM MİKTARI

| İŞLEM MİKTARI<br>ADET | 2024 ŞUBAT | 2025 ŞUBAT |            | 2026 ŞUBAT |            |
|-----------------------|------------|------------|------------|------------|------------|
| MTS                   | 5.454 ADET | -4%        | 5.252 ADET | 17%        | 6.119 ADET |
| TTS                   | 7 ADET     | 6129%      | 436 ADET   | 21%        | 529 ADET   |

■ TTS

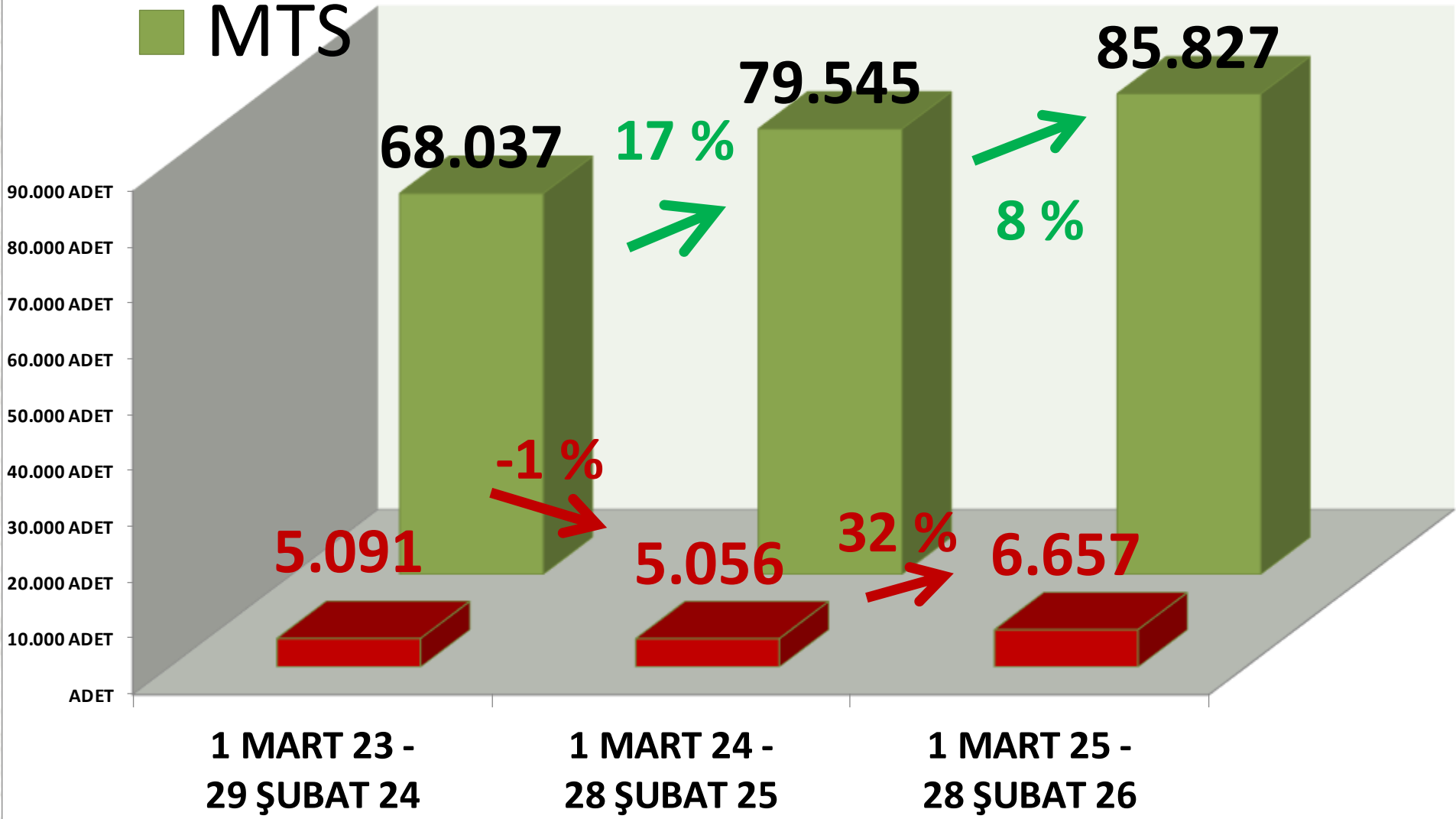
# YILLIK BÜYÜKBAŞ İŞLEM MİKTARI (TON)

■ MTS



# TTS YILLIK KÜÇÜKBAŞ İŞLEM MİKTARI (TON)

■ MTS





DINLEDİĞİNİZ İÇİN  
TEŞEKKÜR EDERİM

RECEP MENGİ

